

OFFICIAL RESULTS  
RÉSULTATS OFFICIELS  
OFFIZIELLE ERGEBNISSE

## TABLE OF CONTENTS

### OFFICIAL RESULTS OF THE XIII OLYMPIC WINTER GAMES-LAKE PLACID 1980

#### ALPINE

MENS DOWNHILL  
LADIES DOWNHILL  
MENS GIANT SLALOM  
LADIES GIANT SLALOM  
MENS SLALOM  
LADIES SLALOM

#### BIATHLON

20 KILOMETER  
10 KILOMETER  
4X7.5 KILOMETER RELAY

#### BOBSLED

TWO-MAN  
FOUR-MAN

#### CROSS COUNTRY

MENS 30 KILOMETER  
WOMENS 5 KILOMETER  
MENS 15 KILOMETER SPECIAL  
WOMENS 10 KILOMETER  
MENS 4X10 KILOMETER RELAY  
WOMENS 4X5 KILOMETER RELAY  
MENS 50 KILOMETER  
MENS 15 KILOMETER COMBINED

#### SKI-JUMP

NORDIC COMBINED  
70 METER SPECIAL  
90 METER SPECIAL

#### HOCKEY-MEDAL ROUND

TEAM STANDINGS  
GOALKEEPER STATISTICS  
PLAYER STATISTICS  
GAME REPORT-1-PLAYOFFS  
GAME REPORT-2-PLAYOFFS  
GAME REPORT-3-PLAYOFFS  
GAME REPORT-1-FINALS  
GAME REPORT-2-FINALS

HOCKEY–INITIAL ROUND

TEAM STANDINGS  
GOALKEEPER STATISTICS–RED DIVISION  
GOALKEEPER STATISTICS–BLUE DIVISION  
PLAYER STATISTICS–RED DIVISION  
PLAYER STATISTICS–BLUE DIVISION  
GAME REPORT–1  
GAME REPORT–2  
GAME REPORT–3  
GAME REPORT–4  
GAME REPORT–5  
GAME REPORT–6  
GAME REPORT–7  
GAME REPORT–8  
GAME REPORT–9  
GAME REPORT–10  
GAME REPORT–11  
GAME REPORT–12  
GAME REPORT–13  
GAME REPORT–14  
GAME REPORT–15  
GAME REPORT–16  
GAME REPORT–17  
GAME REPORT–18  
GAME REPORT–19  
GAME REPORT–20  
GAME REPORT–21  
GAME REPORT–22  
GAME REPORT–23  
GAME REPORT–24  
GAME REPORT–25  
GAME REPORT–26  
GAME REPORT–27  
GAME REPORT–28  
GAME REPORT–29  
GAME REPORT–30

LUGE

LADIES SINGLES  
MENS SINGLES  
MENS DOUBLES

SPEED SKATING

WOMENS 1500 METER  
MENS 500 METER  
WOMENS 500 METER  
MENS 5000 METER  
WOMENS 1000 METER  
MENS 1000 METER  
WOMENS 3000 METER  
MENS 1500 METER  
MENS 10000 METER

FIGURE SKATING

ICE DANCE  
PAIRS  
MEN  
LADIES





# XIII OLYMPIC WINTER GAMES LAKE PLACID 1980

PAGE 1 WHITEFACE 02-14-80 11:30

OFFIZIELLE RESULTATE – OFFICIAL RESULTS – RESULTATS OFFICIELS

ABFAHRT HERREN – DOWNHILL MENS – DESCENTE HOMMES

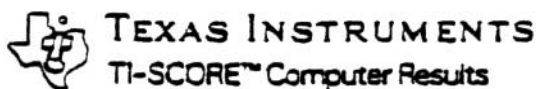
JURY				TECHNICAL DATA			
TECHNICAL DELEGATE	:	RATO MELCHER	SUI	RACE DATE	:	02-14-80	
REFEREE	:	SEPP SULZBERGER	AUT	START TIME	:	11.30	
ASSISTANT REFEREE	:			COURSE NAME	:	OLYMPIC DH	
CHIEF OF RACE	:	SERGE LUSSI	USA	NUMBER OF GATES	:	34	
START REFEREE	:	AL RAINE	CAN	LENGTH OF COURSE	:	3009 M	
FINISH REFEREE	:	DUSAN SENCAR	YUG	VERTICAL DROP	:	832 M	
				START NUMBERS	:	47	
				HOMOLOGATION	:	1377-9-79	
				FIS PENALTY PTS.	:	-4.65	

COURSE SETTER				FORERUNNERS			
DOWNHILL COURSE	:	K. KAHR	AUT	1	:	B JOHNSON	
				2	:	J ENEGUESS	
				3	:	S YOUNG	
				4	:	P MAHRE	

WEATHER : BROKEN OVERCAST, SNOWING  
 TEMPERATURE : -10 C (WIND = 53 KPH)  
 SNOW : HARD PACKED

\*\*\*\*\*

POS	BIB	NAME	NATION	INT 1	INT 2	FINAL	TABLE VALUES	RUN POINTS
001	009	STOCK Leonhard	AUT	0.37.01	1.13.43	1.45.50	980.38	.00
002	013	WIRNSBERGER Peter	AUT	0.38.22	1.14.03	1.46.12	984.94	4.56
003	015	PODBORSKI Steve	CAN	0.37.32	1.14.31	1.46.62	988.61	8.23
004	010	MUELLER Peter	SUI	0.38.00	1.14.66	1.46.75	989.56	9.18
005	023	PATTERSON Pete	USA	0.38.47	1.14.98	1.47.04	991.67	11.29
006	003	PLANK Herbert	ITA	0.37.74	1.14.36	1.47.13	992.33	11.95
007	012	GRISSMANN Werner	AUT	0.37.55	1.13.87	1.47.21	992.91	12.53
008	019	TSYGANOV Valeri	URS	0.37.45	1.14.62	1.47.34	993.86	13.48
009	001	WEIRATHER Harti	AUT	0.37.45	1.14.70	1.47.70	996.47	16.09
010	011	MURRAY David	CAN	0.38.16	1.14.90	1.47.95	998.27	17.89
011	016	IRWIN David	CAN	0.38.17	1.15.34	1.48.12	999.50	19.12
012	027	BARTELSKI Konrad	GBR	0.38.39	1.15.78	1.48.53	1002.45	22.07
013	030	ZEMAN Bohumir	TCH	0.37.81	1.15.32	1.48.65	1003.31	22.93
014	025	MAHRE Phillip	USA	0.38.56	1.16.12	1.48.88	1004.96	24.58
015	006	GIARDINI Giuliano	ITA	0.38.47	1.16.16	1.48.98	1005.68	25.30





# XIII OLYMPIC WINTER GAMES LAKE PLACID 1980

PAGE 2

WHITEFACE

02-14-80

11:30

OFFIZIELLE RESULTATE – OFFICIAL RESULTS – RESULTATS OFFICIELS

ABFAHRT HERREN – DOWNHILL MENS – DESCENTE HOMMES

POS	BIB	NAME	NATION	INT 1	INT 2	FINAL	TABLE VALUES	RUN POINTS
016	021	MILL Andy	USA	0.38.25	1.15.60	1.49.07	1006.32	25.94
017	005	HAAKER Erik	NOR	0.38.16	1.15.82	1.49.09	1006.46	26.08
018	017	RAEBER Urs	SUI	0.39.02	1.16.89	1.49.16	1006.97	26.59
019	026	DALE Arnt Erik	NOR	0.39.11	1.16.66	1.49.26	1007.68	27.30
020	020	WENZEL Andreas	LIE	0.37.96	1.16.12	1.49.71	1010.88	30.50
021	022	KATAGIRI Mikio	JPN	0.38.18	1.16.33	1.49.77	1011.31	30.93
022	004	MAKEEV Vladimir	URS	0.38.37	1.16.15	1.49.87	1012.02	31.64
023	002	VEITH Michael	FRG	0.38.01	1.15.71	1.50.00	1012.94	32.56
024	007	JOSI Erwin	SUI	0.38.35	1.16.60	1.50.03	1013.15	32.77
025	024	PUGNAT Philippe	FRA	0.39.60	1.17.19	1.50.13	1013.86	33.48
026	028	GUSS Antony	AUS	0.39.42	1.17.37	1.50.22	1014.50	34.12
027	029	FERNANDEZ OCHOA Francisco	ESP	0.38.57	1.17.03	1.50.69	1017.82	37.44
028	032	BLYTH Ross	GBR	0.39.83	1.17.47	1.51.12	1020.84	40.46
029	031	CARGILL David	GBR	0.39.72	1.17.79	1.52.02	1027.13	46.75
030	033	STEWART Alan	GBR	0.38.66	1.17.71	1.53.41	1036.74	56.36
031	036	QUIROGA Norberto	ARG	0.39.99	1.19.40	1.54.31	1042.90	62.52
032	035	BLAKELY Stuart	NZL	0.40.64	1.20.39	1.55.41	1050.37	69.99
033	034	MOLLIN Henri	BEL	0.40.55	1.20.26	1.55.83	1053.20	72.82
034	037	LAMON Didier	BEL	0.41.65	1.21.99	1.57.57	1064.83	84.45
035	047	FONT Carles	AND	0.40.04	1.21.15	1.57.81	1066.42	86.04
036	046	MARTINEZ Marcelo	ARG	0.40.61	1.21.54	1.58.04	1067.94	87.56
037	038	FLERE Janez	ARG	0.40.99	1.23.74	1.59.01	1074.32	93.94
038	043	GIUMELLI Guillermo	ARG	0.40.86	1.22.49	2.00.10	1081.43	101.05
039	039	FONT Miguel	AND	0.41.78	1.24.90	2.02.01	1093.73	113.35
040	041	HONG In-Gi	KOR	0.43.36	1.26.18	2.03.08	1100.53	120.15
041	045	KINCH Arturo	CRC	0.44.23	1.30.90	2.12.24	1156.50	176.12
042	044	FARWIG AVAROA Billy	BOL	0.42.39	1.27.75	2.12.66	1158.97	178.59

## DID NOT FINISH

040	TOUSSAINT	Patrick	AND
018	ANDERSON	Karl	USA
014	READ	Ken	CAN
008	BUERGLER	Toni	SUI

## DISQUALIFIED

042 SANCHEZ-SAUNDERS S.

BOL

## GATE NUMBER

008

## GATE KEEPER

CAIRNS



TEXAS INSTRUMENTS  
TI-SCORE™ Computer Results





# XIII OLYMPIC WINTER GAMES LAKE PLACID 1980

PAGE 3

WHITEFACE

02-14-80

11:30

OFFIZIELLE RESULTATE – OFFICIAL RESULTS – RESULTATS OFFICIELS

ABFAHRT HERREN – DOWNHILL MENS – DESCENTE HOMMES

POS	BIB	NAME	NATION	INT 1	INT 2	FINAL	TABLE VALUES	RUN POINTS
-----	-----	------	--------	-------	-------	-------	-----------------	---------------

THE TECHNICAL DELEGATE FIS :

*Pato C. Mulcher*



# XIII OLYMPIC WINTER GAMES LAKE PLACID 1980

PAGE 1 WHITEFACE 02-17-80 11:30

OFFIZIELLE RESULTATE – OFFICIAL RESULTS – RESULTATS OFFICIELS

ABFAHRT DAMEN – DOWNHILL LADIES– DESCENTE DAMES

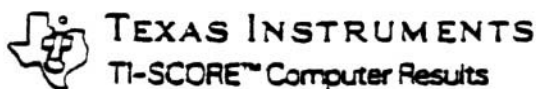
JURY	TECHNICAL DATA
TECHNICAL DELEGATE : HUBERT SPIESS	AUT RACE DATE : 02-17-80
REFEREE : HEINZ KRECEK	FRG START TIME : 11.30
ASSISTANT REFEREE :	COURSE NAME : OLYMPIC DH
CHIEF OF RACE : W. SCHAEFFLER	USA NUMBER OF GATES : 34
START REFEREE : LORNE O'CONNOR	CAN LENGTH OF COURSE : 2698 M
FINISH REFEREE : L. G. DES AMBROIS	ITA VERTICAL DROP : 700 M
	START NUMBERS : 238
	HOMOLOGATION : 1376-8-79
	FIS PENALTY PTS. : -2.37

COURSE SETTER	FORERUNNERS
DOWNHILL COURSE : J. FOURNO	FRA 1 : C OAK
	2 : R TOLY
	3 : M MARACICH
	4 : C CLOUSER

WEATHER : PARTLY CLOUDY  
 TEMPERATURE : -14 C, WINDS 25-40 KPH  
 SNOW : HARD PACKED

\*\*\*\*\*

POS	BIB	NAME	NATION	INT 1	INT 2	FINAL	RUN POINTS
001	006	MOSER Annemarie	AUT	0.37.19	1.05.61	1.37.52	.00
002	012	WENZEL Hanni	LIE	0.37.41	1.06.37	1.38.22	5.57
003	009	NADIG Marie-Ther	SUI	0.37.33	1.06.96	1.38.36	6.68
004	014	PREUSS Heidi	USA	0.37.99	1.07.46	1.39.51	15.75
005	019	KREINER Cathy	CAN	0.37.60	1.07.57	1.39.53	15.90
006	020	EBERLE Ingrid	AUT	0.37.69	1.07.46	1.39.63	16.69
007	022	FJELDSTAD Torill	NOR	0.38.17	1.07.65	1.39.69	17.15
007	011	NELSON Cindy	USA	0.37.91	1.07.88	1.39.69	17.15
009	018	ZECHMEISTER Marianne	FRG	0.38.74	1.08.25	1.39.96	19.26
010	005	SOLTYSOVA Jana	TCH	0.38.34	1.08.44	1.40.71	25.09
011	004	GRAHAM Laurie	CAN	0.38.20	1.08.09	1.40.74	25.32
011	002	ZURBRIGGEN Bernadette	SUI	0.39.06	1.08.69	1.40.74	25.32
013	024	KLETTL Loni	CAN	0.38.84	1.08.30	1.40.95	26.95
014	016	FLANDERS Holly	USA	0.38.76	1.08.76	1.40.96	27.02
015	023	GRAVINA Cristina	ITA	0.38.93	1.08.77	1.40.99	27.26







# XIII OLYMPIC WINTER GAMES LAKE PLACID 1980

PAGE 2

WHITEFACE

02-17-80

11:30

OFFIZIELLE RESULTATE – OFFICIAL RESULTS – RESULTATS OFFICIELS

ABFAHRT DAMEN – DOWNHILL LADIES– DESCENTE DAMES

POS	BIB	NAME	NATION	INT 1	INT 2	FINAL	RUN POINTS
016	017	WALDMEIER Marie Luce	FRA	0.39.11	1.08.96	1.41.05	27.72
017	013	MITTERMAIER Evi	FRG	0.39.40	1.09.20	1.41.26	29.34
017	007	DE AGOSTINI Doris	SUI	0.39.08	1.09.25	1.41.26	29.34
019	003	EPPLER Irene	FRG	0.38.23	1.08.87	1.41.68	32.56
020	008	BISCHOFBERGER Annemarie	SUI	0.38.97	1.09.17	1.41.93	34.48
021	015	BADER Monika	FRG	0.38.93	1.09.43	1.41.96	34.71
022	001	PROELL Cornelia	AUT	0.38.66	1.09.33	1.42.44	38.37
023	021	WENZEL Petra	LIE	0.39.51	1.09.87	1.42.50	38.83
024	025	CARGILL Moira	GBR	0.38.89	1.09.71	1.42.82	41.26
025	026	ILIFFE Valentina	GBR	0.40.02	1.10.88	1.43.28	44.74
026	027	ARCHIBALD Anna	NZL	0.40.93	1.12.65	1.46.68	69.99
027	028	RAHME Faride	LIB	0.55.32	1.35.26	2.42.88	399.91

DID NOT FINISH

010 ATTIA

Caroline

FRA

THE TECHNICAL DELEGATE FIS :



# XIII OLYMPIC WINTER GAMES LAKE PLACID 1980

PAGE 1 WHITEFACE 02-19-80 11:00

OFFIZIELLE RESULTATE – OFFICIAL RESULTS – RESULTATS OFFICIELS

RIESENSLALOM HERREN – GIANT SLALOM MENS – SLALOM GEANT HOMMES

JURY	TECHNICAL DATA	RUN 1	RUN 2
TECHNICAL DELEGATE : RATO MELCHER SUI	RACE DATE : 02-18-80	02-19-80	
REFEREE : TONI KAGI SUI	START TIME : 11.00	11.00	
ASSISTANT REFEREE :	COURSE NAME : PARKWAY	THRUWAY	
CHIEF OF RACE : SERGE LUSSI USA	NUMBER OF GATES : 56	55	
START REFEREE : ERIK DAHLBERG SWE	LENGTH OF COURSE : 1354 M	1303 M	
FINISH REFEREE : ROBERT FAURE FRA	VERTICAL DROP : 395 M	395 M	
	START NUMBERS : 81	63	
	HOMOLOGATION : 1375-7-79	1374-6-79	
	FIS PENALTY PTS. : 0.00		

## COURSE SETTERS

1ST RUN : H. SCHOENHAAR USA  
2ND RUN : P. ENDRASS FRG

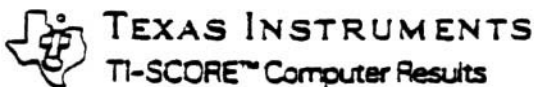
## FORERUNNERS

1 : J ENEGUESS  
2 : P MAHRE  
3 : S YOUNG  
4 :

WEATHER : PARTLY SUNNY  
TEMPERATURE : 0 C, WINDS AT 15-25 KPH  
SNOW : HARD PACKED

\*\*\*\*\*

POS	BIB	NAME	NATION	RUN 1	RUN 2	TOTAL	RUN POINTS	
001	009	STENMARK	Ingemar	SWE	1.20.49	1.20.25	2.40.74	.00
002	011	WENZEL	Andreas	LIE	1.20.17	1.21.32	2.41.49	3.62
003	004	ENN	Hans	AUT	1.20.31	1.22.20	2.42.51	8.53
004	013	KRIZAJ	Bojan	YUG	1.21.28	1.21.25	2.42.53	8.63
005	012	LUETHY	Jacques	SUI	1.21.55	1.21.20	2.42.75	9.68
006	006	NOCKLER	Bruno	ITA	1.20.99	1.21.96	2.42.95	10.64
007	008	GASPOZ	Joel	SUI	1.21.10	1.21.95	2.43.05	11.12
008	001	STREL	Boris	YUG	1.21.45	1.21.79	2.43.24	12.03
009	024	ZHIROV	Aleksandr	URS	1.21.53	1.22.54	2.44.07	15.98
010	010	MAHRE	Phillip	USA	1.21.74	1.22.59	2.44.33	17.22
011	015	HALSNES	Jarle	NOR	1.21.64	1.22.85	2.44.49	17.97
012	030	FRANKO	Jure	YUG	1.21.50	1.23.13	2.44.63	18.64
013	023	ORLAINSKY	Christian	AUT	1.21.92	1.22.78	2.44.70	18.97
014	036	PEREZ	J.	ESP	1.22.06	1.22.82	2.44.88	19.82
015	031	ANDREEV	Vladimir	URS	1.22.19	1.22.75	2.44.94	20.10





# XIII OLYMPIC WINTER GAMES LAKE PLACID 1980

PAGE 2

WHITEFACE

02-19-80

11:00

OFFIZIELLE RESULTATE – OFFICIAL RESULTS – RESULTATS OFFICIELS

RIESENSLALOM HERREN – GIANT SLALOM MENS – SLALOM GEANT HOMMES

POS	BIB	NAME	NATION	RUN 1	RUN 2	TOTAL	RUN POINTS
015	025	MAHRE Steven	USA	1.21.86	1.23.08	2.44.94	20.10
017	027	WOERNDL Frank	FRG	1.21.70	1.23.88	2.45.58	23.12
018	022	STEINER Anton	AUT	1.21.93	1.23.83	2.45.76	23.97
019	016	ZEMAN Bohumir	TCH	1.22.25	1.23.71	2.45.96	24.91
020	018	BURGER Albert	FRG	1.22.59	1.23.53	2.46.12	25.66
021	017	JAKOBSSON Torsten	SWE	1.23.24	1.23.18	2.46.42	27.07
022	026	FERNANDEZ OCHOA Francisco	ESP	1.23.11	1.23.47	2.46.58	27.82
023	033	GARCIA OLIVER Jorge	ESP	1.23.03	1.24.05	2.47.08	30.15
024	029	SKAJEM Paul Arne	NOR	1.23.12	1.23.99	2.47.11	30.29
025	003	SOERLI Odd	NOR	1.22.87	1.24.43	2.47.30	31.18
026	014	STOCK Leonhard	AUT	1.22.97	1.24.43	2.47.40	31.65
027	035	POPANGELOV Peter	BUL	1.23.80	1.24.32	2.48.12	34.99
028	040	STRAND Stig	SWE	1.23.37	1.25.25	2.48.62	37.31
029	038	KAIWA Toshihiro	JPN	1.24.29	1.24.49	2.48.78	38.05
030	044	TONTSCHEV Lyudmil	BUL	1.23.73	1.25.09	2.48.82	38.23
031	045	HADJIEV Mitko	BUL	1.25.27	1.25.15	2.50.42	45.59
032	042	ANGELOV Christo	BUL	1.25.97	1.26.81	2.52.78	56.31
033	047	STEWART Alan	GBR	1.25.53	1.27.42	2.52.95	57.07
034	049	FERSTL Seppe	FRG	1.25.86	1.27.17	2.53.03	57.43
035	046	JONSSON Sigurdur	ISL	1.27.33	1.26.46	2.53.79	60.85
036	039	SAWADA Atsushi	JPN	1.25.23	1.28.82	2.54.05	62.02
037	059	QUIROGA Norberto	ARG	1.27.16	1.28.49	2.55.65	69.15
038	043	McINTYRE Robert	AUS	1.28.09	1.29.30	2.57.39	76.84
039	068	BARTELSKI Konrad	GBR	1.27.71	1.29.99	2.57.70	78.20
040	062	FLERE Janez	ARG	1.28.27	1.30.12	2.58.39	81.22
041	057	GUSS Antony	AUS	1.29.26	1.29.53	2.58.79	82.96
042	051	FONT Carles	AND	1.29.47	1.29.79	2.59.26	85.01
043	056	BLYTH Ross	GBR	1.29.21	1.30.89	3.00.10	88.66
044	075	GIUMELLI Guillermo	ARG	1.30.62	1.31.64	3.02.26	97.95
045	061	TOUSSAINT Patrick	AND	1.31.23	1.33.15	3.04.38	106.97
046	064	MARTINEZ Marcelo	ARG	1.31.17	1.34.41	3.05.58	112.02
047	055	LAMONT Didier	BEL	1.32.54	1.33.14	3.05.68	112.44
048	076	ARCHONTOPOULOS Lazaros	GRE	1.36.32	1.39.91	3.16.23	155.53
049	066	HONG In-Gi	KOR	1.39.30	1.41.50	3.20.80	173.48
050	071	PIAO Dongyi	CHN	1.38.38	1.44.62	3.23.00	181.97
051	081	KECHAGIAS Azarakis	GRE	1.42.16	1.41.24	3.23.40	183.51
052	078	STAMATIOU Joannis	GRE	1.41.80	1.43.19	3.24.99	189.58
053	070	HENEINE Naji	LIB	1.35.59	2.01.88	3.37.47	235.65
054	079	XENOPHONTOS Philippos	CYP	1.49.52	1.48.57	3.38.09	237.87

## RUN 1

NOT AT THE START

073 KEYROUS Joseph LIB



# XIII OLYMPIC WINTER GAMES LAKE PLACID 1980

PAGE 3

WHITEFACE

02-19-80

11:00

OFFIZIELLE RESULTATE – OFFICIAL RESULTS – RESULTATS OFFICIELS

RIESENSLALOM HERREN – GIANT SLALOM MENS – SLALOM GEANT HOMMES

POS	BIB	NAME	NATION	RUN 1	RUN 2	TOTAL	RUN POINTS
	065	KHOURY	Habib	LIB			
	037	ROSCHIER	Harri	FIN			

DID NOT FINISH

074	ASCARRUNZ	Victor Hug	BOL
080	FARWIG AVAROA	Billy	BOL
077	KINCH	Arturo	CRC
067	REBEZ	Sami	LIB
054	LANGMUIR	Roddy	GBR
053	VRYENHOEK	Mark	NZL
052	KENDALL	Scott	NZL
050	SANCHEZ-SAUNDERS	S.	BOL
048	OLGEIRSSON	Bjorn	ISL
041	KODAMA	Osamu	JPN
034	PATTERSON	Pete	USA
028	BERNARDI	Mauro	ITA
007	LUESCHER	Peter	SUI
002	FOURNIER	Jean-Luc	SUI

DISQUALIFIED

GATE NUMBER GATE KEEPER

032	FROMMELT	Paul	LIE	41	JERI WRIGHT
-----	----------	------	-----	----	-------------

RUN 2

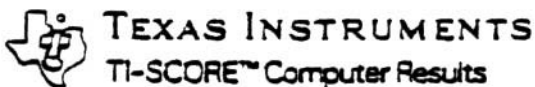
DID NOT FINISH

063	MOLLIN	Henri	BEL
058	BLAKELY	Stuart	NZL
060	FONT	Miguel	AND
019	KURALT	Joze	YUG
021	ADGATE	Cary	USA
005	GROS	Piero	ITA
020	GIORGI	Alex	ITA
072	TSYGANOV	Valeri	URS

DISQUALIFIED

GATE NUMBER GATE KEEPER

069	PILAVAKIS	Andreas	CYP	31	WEINSTEIN
-----	-----------	---------	-----	----	-----------







# XIII OLYMPIC WINTER GAMES LAKE PLACID 1980

PAGE 1 WHITEFACE 02-21-80 11:00

OFFIZIELLE RESULTATE – OFFICIAL RESULTS – RESULTATS OFFICIELS

RIESENSLALOM DAMEN – GIANT SLALOM LADIES– SLALOM GEANT DAMES

JURY	TECHNICAL DATA	RUN 1	RUN 2
TECHNICAL DELEGATE : HUBERT SPIESS	AUT RACE DATE	: 02-20-80	02-21-80
REFEREE : NANCY RAINE	CAN START TIME	: 11.00	11.00
ASSISTANT REFEREE :	COURSE NAME	: THRUWAY	PARKWAY
CHIEF OF RACE : W. SCHAEFFLER	USA NUMBER OF GATES	: 50	59
START REFEREE : TONI KAGI	SUI LENGTH OF COURSE	: 1231 M	1315 M
FINISH REFEREE : B. NORDENSKIOLD	SWE VERTICAL DROP	: 364 M	364 M
	START NUMBERS	: 51	41
	HOMOLOGATION	: 1374-6-79	1375-7-79
	FIS PENALTY PTS.	: 0.00	

### COURSE SETTERS

1ST RUN : J. FOURNIER  
2ND RUN : G. OSTERRIEDER

### FORERUNNERS

SUI 1 : M MARACICH  
FRG 2 : D BERARD  
3 : R TOLY  
4 :

WEATHER : CLOUDY WITH CHANCE OF FLURRIES  
TEMPERATURE : 0 C, WINDS AT 16 KPH  
SNOW : HARD PACKED

\*\*\*\*\*

POS	BIB	NAME	NATION	RUN 1	RUN 2	TOTAL	RUN POINTS
001	006	WENZEL Hanni	LIE	1.14.33	1.27.33	2.41.66	.00
002	012	EPPLER Irene	FRG	1.14.75	1.27.37	2.42.12	2.22
003	007	PELEN Perrine	FRA	1.15.45	1.26.96	2.42.41	3.61
004	013	SERRAT Fabienne	FRA	1.15.43	1.26.99	2.42.42	3.66
005	003	KINSHOFER Christa	FRG	1.15.19	1.27.44	2.42.63	4.67
006	015	MOSER Annemarie	AUT	1.15:64	1.27.55	2.43.19	7.35
007	022	COOPER Christin	USA	1.16.61	1.28.10	2.44.71	14.58
008	008	EPPLER Maria	FRG	1.16.20	1.29.36	2.45.56	18.59
009	024	KREINER Cathy	CAN	1.17.19	1.28.56	2.45.75	19.48
010	005	GIORDANI Claudia	ITA	1.17.72	1.28.55	2.46.27	21.92
011	029	HESSE Anna-Karin	SWE	1.17.24	1.29.78	2.47.02	25.43
012	031	PATRAKEEVA Nadezhda	URS	1.17.44	1.29.65	2.47.09	25.76
013	010	NELSON Cindy	USA	1.17.42	1.29.90	2.47.32	26.83
014	026	EBERLE Ingrid	AUT	1.18.18	1.29.24	2.47.42	27.30
015	023	MELANDER Ann	SWE	1.16.84	1.30.79	2.47.63	28.28





# XIII OLYMPIC WINTER GAMES LAKE PLACID 1980

PAGE 2

WHITEFACE

02-21-80

11:00

OFFIZIELLE RESULTATE – OFFICIAL RESULTS – RESULTATS OFFICIELS

RIESENSLALOM DAMEN – GIANT SLALOM LADIES– SLALOM GEANT DAMES

POS	BIB	NAME	NATION	RUN 1	RUN 2	TOTAL	RUN POINTS
016	033	NANSOZ Brigitte	SUI	1.18.09	1.30.11	2.48.20	30.92
017	021	PREUSS Heidi	USA	1.17.54	1.30.83	2.48.37	31.71
018	028	FERNANDEZ OCHOA Blanca	ESP	1.18.37	1.30.62	2.48.99	34.58
019	030	WENZEL Petra	LIE	1.18.75	1.30.28	2.49.03	34.76
020	034	JERMAN Metka	YUG	1.18.79	1.30.42	2.49.21	35.59
021	032	SOLTYSOVA Jana	TCH	1.18.60	1.31.05	2.49.65	37.61
022	019	FJELDSTAD Torill	NOR	1.18.26	1.31.40	2.49.66	37.66
023	036	TOME Nusa	YUG	1.18.78	1.30.94	2.49.72	37.94
024	040	SVEDMARK Asa	SWE	1.18.90	1.31.47	2.50.37	40.92
025	025	REY Anne Flore	FRA	1.20.03	1.31.38	2.51.41	45.66
026	035	ZAVADLAV Anja	YUG	1.20.54	1.31.52	2.52.06	48.61
027	039	ROBB Anne	GBR	1.20.79	1.35.29	2.56.08	66.62
028	046	ALTERMATT Jenny	AUS	1.22.09	1.36.48	2.58.57	77.56
029	044	SAEMUNSDOTTIR Steinunn	ISL	1.23.52	1.35.89	2.59.41	81.22
030	041	JOHNSON Fiona	NZL	1.24.62	1.36.04	3.00.66	86.64
031	042	ILIFFE Valentina	GBR	1.23.33	1.39.43	3.02.76	95.65
032	045	ARCHIBALD Anna	NZL	1.25.82	1.40.32	3.06.14	109.93
033	050	ARISTODEMOY Lina	CYP	1.39.78	1.57.07	3.36.85	228.99
034	051	RAHME Faride	LIE	1.40.50	1.58.99	3.39.49	238.42
035	049	WANG Guizhen	CHN	1.32.41	2.12.18	3.44.59	256.33

## RUN 1

### NOT AT THE START

048	CAIRNS	Kirstin	GBR
043	VELASCO GARCIA	Araceli	ESP
037	MIETTINEN	Saila	FIN

### DID NOT FINISH

038	RODRIGUEZA		ESP
020	BIELER	Wanda	ITA
017	McKINNEY	Tamara	USA
014	SACKL	Regina	AUT
011	ZINI	Daniela	ITA
004	KONZETT	Ursula	LIE



# XIII OLYMPIC WINTER GAMES LAKE PLACID 1980

PAGE 3 WHITEFACE 02-21-80 11:00

OFFIZIELLE RESULTATE – OFFICIAL RESULTS – RESULTATS OFFICIELS

RIESENSLALOM DAMEN – GIANT SLALOM LADIES— SLALOM GEANT DAMES

POS	BIB	NAME	NATION	RUN 1	RUN 2	TOTAL	RUN POINTS
	002	NADIG	Marie-Ther	SUI			

RUN 2

NOT AT THE START

018	SOELKNER	Lea	AUT
-----	----------	-----	-----

DID NOT FINISH

016	QUARIO	Mariarosa	ITA
027	LAURENCON	Marina	FRA
009	MOSENLECHNER	Regina	FRG
001	HESS	Erika	SUI

DISQUALIFIED

GATE NUMBER GATE KEEPER

047	COWDEROY	Jacqui	AUS	35	G. SINGER
-----	----------	--------	-----	----	-----------

THE TECHNICAL DELEGATE FIS :





# XIII OLYMPIC WINTER GAMES LAKE PLACID 1980

PAGE 1

WHITEFACE

02-22-80

12:54

OFFIZIELLE RESULTATE – OFFICIAL RESULTS – RESULTATS OFFICIELS

SLALOM HERREN – SLALOM MENS – SLALOM HOMMES

JURY	TECHNICAL DATA	RUN 1	RUN 2
TECHNICAL DELEGATE : RATO MELCHER SUI	RACE DATE : 02-22-80	02-22-80	02-22-80
REFEREE : B NORDENSKIOLD SWE	START TIME : 10.00	12.54	
ASSISTANT REFEREE :	COURSE NAME : MTN. RUN	MTN. RUN	
CHIEF OF RACE : SERGE LUSSI USA	NUMBER OF GATES : 66	60	
START REFEREE : HEINZ KRECEK FRG	LENGTH OF COURSE : 549	541	
FINISH REFEREE : S SULZBERGER AUT	VERTICAL DROP : 209 M	209 M	
	START NUMBERS : 83	47	
	HOMOLOGATION : 1442	74-79	
	FIS PENALTY PTS. : -0.15		

### COURSE SETTERS

1ST RUN : T SVENSSON SWE  
 2ND RUN : A VOGRINEC YUG

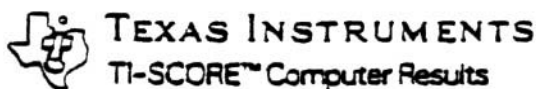
### FORERUNNERS

1 : J ENEGUASS  
 2 : P MAHRE  
 3 : J FRANKO-1  
 4 : A GEORGI-2

WEATHER : LIGHT SNOW  
 TEMPERATURE : -9 C, WINDS 8-16 KPH  
 SNOW : HARD PACKED

\*\*\*\*\*

POS	BIB	NAME	NATION	RUN 1	RUN 2	TOTAL	RUN POINTS	
001	013	STENMARK	Ingemar	SWE	0.53.89	0.50.37	1.44.26	.00
002	001	MAHRE	Phillip	USA	0.53.31	0.51.45	1.44.76	3.73
003	005	LUETHY	Jacques	SUI	0.53.70	0.51.36	1.45.06	5.96
004	006	ENN	Hans	AUT	0.53.70	0.51.42	1.45.12	6.40
005	009	NEUREUTHER	Christian	FRG	0.54.37	0.50.77	1.45.14	6.55
006	011	POPANGELOV	Peter	BUL	0.54.84	0.50.56	1.45.40	8.48
007	007	STEINER	Anton	AUT	0.54.56	0.50.85	1.45.41	8.55
008	015	THOENI	Gustav	ITA	0.54.79	0.51.20	1.45.99	12.83
009	010	ANDREEV	Vladimir	URS	0.54.97	0.51.68	1.46.65	17.67
010	025	WOERNDL	Frank	FRG	0.55.30	0.51.89	1.47.19	21.61
011	022	SKAJEM	Paul Arne	NOR	0.55.11	0.52.10	1.47.21	21.75
012	003	WENZEL	Andreas	LIE	0.54.63	0.53.17	1.47.80	26.03
013	024	KURALT	Joze	YUG	0.55.05	0.52.94	1.47.99	27.40
014	029	ZEMAN	Bohumir	TCH	0.56.56	0.52.31	1.48.87	33.73
015	038	SAWADA	Atsushi	JPN	0.56.80	0.53.14	1.49.94	41.36





# XIII OLYMPIC WINTER GAMES LAKE PLACID 1980

PAGE 2

WHITEFACE

02-22-80

12:54

OFFIZIELLE RESULTATE – OFFICIAL RESULTS – RESULTATS OFFICIELS

SLALOM HERREN – SLALOM MENS – SLALOM HOMMES

POS	BIB	NAME	NATION	RUN 1	RUN 2	TOTAL	RUN POINTS
016	030	HALSNES Jarle	NOR	0.56.44	0.53.69	1.50.13	42.70
017	040	TONTSCHEV Lyudmil	BUL	0.56.85	0.53.38	1.50.23	43.41
018	031	STOCK Leonhard	AUT	0.56.43	0.53.98	1.50.41	44.68
019	035	ANGELOV Christo	BUL	0.57.03	0.53.48	1.50.51	45.39
020	033	SOERLI Odd	NOR	0.56.93	0.54.43	1.51.36	51.36
021	043	HADJIEV Mitko	BUL	0.57.34	0.54.04	1.51.38	51.50
022	037	FERNANDEZ OCHOA Francisco	ESP	0.57.31	0.54.30	1.51.61	53.11
023	036	FOURNIER Jean-Luc	SUI	0.58.95	0.54.53	1.53.48	66.06
024	061	MOLLIN Henri	BEL	1.01.49	0.57.40	1.58.89	102.37
025	050	FERSTL Seppe	FRG	1.01.77	0.57.53	1.59.30	105.06
026	063	KENDALL Scott	NZL	1.02.27	0.58.72	2.00.99	116.02
027	057	QUIROGA Norberto	ARG	1.05.09	0.57.82	2.02.91	128.30
028	058	BLYTH Ross	GBR	1.04.14	0.59.42	2.03.56	132.41
029	065	BONACALZA Ivan	ARG	1.03.23	1.00.38	2.03.61	132.72
030	052	FONT Carles	AND	1.02.40	1.01.30	2.03.70	133.29
031	060	KLENK Ricardo	ARG	1.04.67	1.00.16	2.04.83	140.38
032	064	GUSS Antony	AUS	1.04.45	1.00.65	2.05.10	142.07
033	076	STAMATIOU Joannis	GRE	1.10.86	1.07.27	2.18.13	219.31
034	071	PIAO Dongyi	CHN	1.10.89	1.10.71	2.21.60	238.65
035	079	HENEINE Naji	LIB	1.07.87	1.18.52	2.26.39	264.59
036	083	XENOPHONTOS Philippos	CYP	1.25.19	1.18.97	2.44.16	353.91
037	073	PILAVAKIS Andreas	CYP	1.30.64	1.23.78	2.54.42	401.17

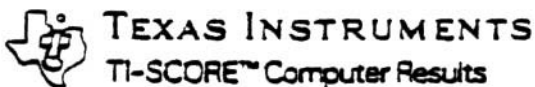
## RUN 1

### NOT AT THE START

075	KEYROUS	Joseph	LIB
070	KHOURY	Habib	LIB
059	TSYGANOV	Valeri	URS
045	ROSCHIER	Harri	FIN

### DID NOT FINISH

082	ASCARRUNZ	Victor Hug	BOL
080	HONG	In-Gi	KOR
078	TOUSSAINT	Patrick	AND





# XIII OLYMPIC WINTER GAMES LAKE PLACID 1980

PAGE 3

WHITEFACE

02-22-80

12:54

OFFIZIELLE RESULTATE – OFFICIAL RESULTS – RESULTATS OFFICIELS

SLALOM HERREN – SLALOM MENS – SLALOM HOMMES

POS	BIB	NAME	NATION	RUN 1	RUN 2	TOTAL	RUN POINTS
	077	KECHAGIAS	Azarakis	GRE			
	074	KINCH	Arturo	CRC			
	069	FARWIG AVAROA	Billy	BOL			
	068	BARTELSKI	Konrad	GBR			
	067	FONT	Miguel	AND			
	066	BLAKELY	Stuart	NZL			
	062	VRYENHOEK	Mark	NZL			
	055	LANGMUIR	Roddy	GBR			
	054	LAMONT	Didier	BEL			
	053	STEWART	Alan	GBR			
	049	SANCHEZ-SAUNDERS	S.	BOL			
	048	McINTYRE	Robert	AUS			
	046	PEREZ	J.	ESP			
	042	PATTERSON	Pete	USA			
	039	TAYLOR	Bill	USA			
	034	ZIBLER	Janez	YUG			
	032	GASPOZ	Joel	SUI			
	023	JOHANNESSEN	Knut Erik	NOR			
	021	MAHRE	Steven	USA			
	020	NOCKLER	Bruno	ITA			
	019	KODAMA	Osamu	JPN			
	017	DE CHIESA	Paolo	ITA			
	014	ZHIROV	Aleksandr	URS			
	012	LUESCHER	Peter	SUI			
	004	FROMMELT	Paul	LIE			

## DISQUALIFIED

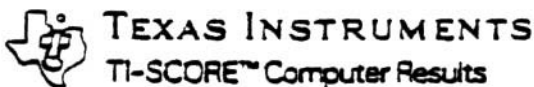
## GATE NUMBER GATE KEEPER

072	ARCHONTOPOULOS	Lazaros	GRE	5	DORKIN
028	JAKOBSSON	Torsten	SWE	63	E. BAKER
002	ORLAINSKY	Christian	AUT	62	S. HUDSON
008	KRIZAJ	Bojan	YUG	30	D. WISSE

## RUN 2

## DID NOT FINISH

081 REBEZ Sami LIB





# XIII OLYMPIC WINTER GAMES LAKE PLACID 1980

PAGE 4

WHITEFACE

02-22-80

12:54

OFFIZIELLE RESULTATE – OFFICIAL RESULTS – RESULTATS OFFICIELS

SLALOM HERREN – SLALOM MENS – SLALOM HOMMES

POS	BIB	NAME	NATION	RUN 1	RUN 2	TOTAL	RUN POINTS
	056	GIUMELLI	Guillermo	ARG			
	051	OLGEIRSSON	Bjorn	ISL			
	044	JONSSON	Sigurdur	ISL			
	041	GARCIA OLIVER	Jorge	ESP			
	027	KAIWA	Toshihiro	JPN			
	016	STRAND	Stig	SWE			
	026	STREL	Boris	YUG			
	018	BERNARDI	Mauro	ITA			

DISQUALIFIED

GATE NUMBER GATE KEEPER

047 BURGER Albert FRG 48 KILGORE

THE TECHNICAL DELEGATE FIS :



# XIII OLYMPIC WINTER GAMES LAKE PLACID 1980

PAGE 1 WHITEFACE 02-23-80 12:30

## OFFIZIELLE RESULTATE – OFFICIAL RESULTS – RESULTATS OFFICIELS

### SLALOM DAMEN – SLALOM LADIES– SLALOM DAMES

JURY	TECHNICAL DATA	RUN 1	RUN 2
TECHNICAL DELEGATE : HUBERT SPIESS AUT	RACE DATE : 02-23-80	02-23-80	02-23-80
REFEREE : B. FERRONATO ITA	START TIME : 10.15	12.30	12.30
ASSISTANT REFEREE :	COURSE NAME : MTN. RUN	MTN. RUN	MTN. RUN
CHIEF OF RACE : W. SCHAEFFLER USA	NUMBER OF GATES : 52	53	53
START REFEREE : DUSAN SENCAR YUG	LENGTH OF COURSE : 461 M	465 M	465 M
FINISH REFEREE : SCHMIED-HOFHERR AUT	VERTICAL DROP : 178 M	178 M	178 M
	START NUMBERS : 49	26	26
	HOMOLOGATION : 1442	74-79	74-79
	FIS PENALTY PTS. : -9.91		

### COURSE SETTERS

1ST RUN : S. DAO LENA  
 2ND RUN : E. STURM


### FORERUNNERS

1 : M MARICICH  
 2 : D BERARD  
 3 : R TOLY  
 4 :

WEATHER : PARTLY CLOUDY  
 TEMPERATURE : -5 C, WINDS 13-22 KPH  
 SNOW : HARD PACKED

\*\*\*\*\*

POS	BIB	NAME	NATION	RUN 1	RUN 2	TOTAL	RUN POINTS
001	009	WENZEL Hanni	LIE	0.42.50	0.42.59	1.25.09	.00
002	007	KINSHOFER Christa	FRG	0.42.74	0.43.76	1.26.50	12.81
003	011	HESS Erika	SUI	0.43.50	0.44.39	1.27.89	25.24
004	012	QUARIO Mariarosa	ITA	0.43.63	0.44.29	1.27.92	25.51
005	005	GIORDANI Claudia	ITA	0.44.42	0.44.70	1.29.12	36.07
006	020	PATRAKEEVA Nadezhda	URS	0.43.42	0.45.78	1.29.20	36.77
007	004	ZINI Daniela	ITA	0.45.08	0.44.14	1.29.22	36.95
008	018	COOPER Christin	USA	0.44.23	0.45.05	1.29.28	37.47
009	025	MELANDER Ann	SWE	0.44.51	0.45.31	1.29.82	42.17
010	010	GATTA Wilma	ITA	0.44.46	0.45.48	1.29.94	43.22
011	019	NELSON Cindy	USA	0.44.96	0.45.89	1.30.85	51.06
012	030	SVEDMARK Asa	SWE	0.46.06	0.45.45	1.31.51	56.71
013	016	EBERLE Ingrid	AUT	0.45.21	0.46.50	1.31.71	58.41
014	026	WENZEL Petra	LIE	0.47.47	0.45.87	1.33.34	72.14
015	036	KREINER Cathy	CAN	0.48.06	0.46.72	1.34.78	84.08





# XIII OLYMPIC WINTER GAMES LAKE PLACID 1980

PAGE 2

WHITEFACE

02-23-80

12:30

OFFIZIELLE RESULTATE – OFFICIAL RESULTS – RESULTATS OFFICIELS

SLALOM DAMEN – SLALOM LADIES– SLALOM DAMES

POS	BIB	NAME	NATION	RUN 1	RUN 2	TOTAL	RUN POINTS
016	037	ILIFFE Valentina	GBR	0.48.88	0.49.68	1.38.56	114.57
017	046	COWDEROY Jacqui	AUS	0.49.91	0.49.78	1.39.69	123.45
018	048	WANG Guizhen	CHN	0.59.26	0.59.75	1.59.01	261.56
019	049	RAHME Faride	LIB	1.22.47	1.06.01	2.28.48	434.04

## RUN 1

NOT AT THE START

040	FERNANDEZ OCHOA	Blanca	ESP
039	MIETTINEN	Saila	FIN

DID NOT FINISH

047	ARISTODEMOY	Lina	CYP
045	ALTERMATT	Jenny	AUS
043	ROBB	Anne	GBR
042	CAIRNS	Kirstin	GBR
041	RODRIGUEZ	A.	ESP
035	SOLTYSOVA	Jana	TCH
034	TOME	Nusa	YUG
033	JERMAN	Metka	YUG
032	NADIG	Marie-Ther	SUI
031	FJELDSTAD	Torill	NOR
029	ZAVADLAV	Anja	YUG
028	REY	Anne Flore	FRA
027	HESSE	Anna-Karin	SWE
022	KONZETT	Ursula	LIE
021	LAURENCON	Marina	FRA
017	BEHR	Pamela	FRG
014	SACKL	Regina	AUT
013	MOESENLECHNER	Regine	FRG
008	McKINNEY	Tamara	USA
003	MOSER	Annemarie	AUT
001	SOELKNER	Lea	AUT

## RUN 2

DID NOT FINISH

044	JOHNSON	Fiona	NZL
-----	---------	-------	-----



TEXAS INSTRUMENTS  
TI-SCORE™ Computer Results





# XIII OLYMPIC WINTER GAMES LAKE PLACID 1980

PAGE 3

WHITEFACE

02-23-80

12:30

OFFIZIELLE RESULTATE – OFFICIAL RESULTS – RESULTATS OFFICIELS

SLALOM DAMEN – SLALOM LADIES– SLALOM DAMES

POS	BIB	NAME	NATION	RUN 1	RUN 2	TOTAL	RUN POINTS
	038	SAEMUNSDOTTIR Steinunn	ISL				
	023	NANSOZ Brigitte	SUI				
	024	EPPLE Irene	FRG				
	006	FISHER Abigail	USA				
	002	SERRAT Fabienne	FRA				
	015	PELEN Perrine	FRA				

THE TECHNICAL DELEGATE FIS :







# XIII OLYMPIC WINTER GAMES LAKE PLACID 1980

## 20 KILOMETER BIATHLON OFFICIAL RESULTS 20 KM BIATHLON OFFIZIELLE ERGEBNISSE BIATHLON 20 KM RESULTATS OFFICIELS

MT. VAN HOEVENBERG

02-16-80

09:00

POS	START NO	NAME	NAT	TIME, PEN ( PENALTY ADDED )			TOTALS	
1	42	ALJABIEV Anatoli	URS	I:	0.16.37.49	(00)		
				II:	0.32.27.51	(00)		
				III:	0.45.08.27	(00)		
				IV:	1.01.12.68	(00)	1.08.16.31	(00)
2	37	ULLRICH Frank	GDR	I:	0.17.10.76	(01)		
				II:	0.32.26.12	(00)		
				III:	0.45.27.84	(01)		
				IV:	1.01.42.35	(01)	1.08.27.79	(03)
3	4	ROSCH Eberhard	GDR	I:	0.18.58.15	(02)		
				II:	0.34.57.68	(00)		
				III:	0.47.28.37	(00)		
				IV:	1.03.56.30	(00)	1.11.11.73	(02)
4	13	ENGEN Svein	NOR	I:	0.16.55.97	(00)		
				II:	0.34.44.57	(02)		
				III:	0.47.34.65	(00)		
				IV:	1.04.16.06	(01)	1.11.30.25	(03)
5	16	ANTILA Erkki	FIN	I:	0.16.40.66	(00)		
				II:	0.34.33.57	(02)		
				III:	0.47.49.46	(01)		
				IV:	1.04.29.84	(01)	1.11.32.32	(04)
6	44	MOUGEL Yvon	FRA	I:	0.17.51.91	(01)		
				II:	0.33.31.87	(00)		
				III:	0.47.11.14	(01)		
				IV:	1.04.18.03	(01)	1.11.33.60	(03)
7	29	BARNASCHOV Vladimir	URS	I:	0.18.27.36	(02)		
				II:	0.34.15.25	(00)		
				III:	0.48.45.55	(02)		
				IV:	1.04.45.70	(00)	1.11.49.49	(04)
3	7	ALIKIN Vladimir	URS	I:	0.17.05.83	(01)		
				II:	0.35.26.47	(03)		
				III:	0.49.49.82	(02)		
				IV:	1.04.58.34	(00)	1.12.05.30	(06)



# XIII OLYMPIC WINTER GAMES LAKE PLACID 1980

## 20 KILOMETER BIATHLON OFFICIAL RESULTS 20 KM BIATHLON OFFIZIELLE ERGEBNISSE BIATHLON 20 KM RESULTATS OFFICIELS

MT. VAN HOEVENBERG

02-16-80

09:00

POS	START NO	NAME	NAT	TIME, PEN ( PENALTY ADDED )	TOTALS
9	10	GEOURJON Andre	FRA	I: 0.17.11.25 (00) II: 0.34.24.07 (01) III: 0.47.41.02 (00) IV: 1.05.20.35 (01)	1.12.53.37 (02)
10	45	TIRABOSCHI Arduino	ITA	I: 0.18.05.80 (01) II: 0.35.51.09 (01) III: 0.49.00.87 (00) IV: 1.05.34.01 (00)	1.13.06.05 (02)
11	15	ADOLFSSON Ronnie	SWE	I: 0.18.58.18 (02) II: 0.34.46.06 (00) III: 0.48.30.37 (01) IV: 1.06.10.91 (02)	1.13.10.90 (05)
12	21	WIKSTROM Soren	SWE	I: 0.20.21.36 (04) II: 0.36.01.51 (00) III: 0.49.40.49 (01) IV: 1.05.46.94 (00)	1.13.13.34 (05)
13	49	JOHANSEN Sigleif	NOR	I: 0.17.34.52 (00) II: 0.34.00.71 (00) III: 0.47.12.03 (00) IV: 1.05.51.10 (02)	1.13.20.12 (02)
14	30	HAK Zdenek	TCH	I: 0.18.48.26 (02) II: 0.35.01.77 (00) III: 0.48.50.77 (01) IV: 1.06.08.31 (01)	1.13.33.76 (04)
15	27	SIEBERT Klaus	GDR	I: 0.18.30.97 (02) II: 0.33.59.97 (00) III: 0.46.23.23 (00) IV: 1.06.38.35 (04)	1.13.48.71 (06)
16	3	OLIVER Keith Anthony	GBR	I: 0.17.36.18 (00) II: 0.36.29.84 (02) III: 0.49.47.92 (00) IV: 1.06.30.75 (00)	1.14.02.30 (02)



# XIII OLYMPIC WINTER GAMES LAKE PLACID 1980

## 20 KILOMETER BIATHLON OFFICIAL RESULTS 20 KM BIATHLON OFFIZIELLE ERGEBNISSE BIATHLON 20 KM RESULTATS OFFICIELS

MT. VAN HOEVENBERG

02-16-80

09:00

POS	START NO	NAME	NAT	TIME, PEN ( PENALTY ADDED )	TOTALS
17	8	DOCKNER Siegfried	AUT	I: 0.16.43.13 (00) II: 0.34.24.76 (01) III: 0.47.24.68 (00) IV: 1.07.00.08 (03)	1.14.35.28 (04)
18	39	IKOLA Heikki	FIN	I: 0.18.51.89 (02) II: 0.35.19.11 (00) III: 0.49.13.03 (01) IV: 1.07.31.62 (02)	1.15.02.16 (05)
19	19	DARIOLI Adriano	ITA	I: 0.17.05.89 (00) II: 0.34.31.55 (01) III: 0.47.22.44 (00) IV: 1.07.49.52 (04)	1.15.11.22 (05)
20	33	SANDONA Denis	FRA	I: 0.19.35.07 (02) II: 0.36.46.80 (00) III: 0.50.16.96 (00) IV: 1.07.36.10 (00)	1.15.21.01 (02)
21	14	CARRARA Angelo	ITA	I: 0.19.26.37 (02) II: 0.37.21.19 (01) III: 0.51.01.54 (00) IV: 1.07.44.18 (00)	1.15.31.89 (03)
22	36	ZELINKA Peter	TCH	I: 0.17.58.56 (01) II: 0.33.52.89 (00) III: 0.51.38.14 (05) IV: 1.08.07.45 (00)	1.15.36.40 (06)
23	24	LIRHUS Odd	NOR	I: 0.17.50.81 (01) II: 0.35.25.55 (02) III: 0.47.55.64 (00) IV: 1.08.30.44 (05)	1.15.39.41 (08)
24	31	EDER Alfred	AUT	I: 0.19.17.67 (02) II: 0.38.05.70 (02) III: 0.51.09.09 (00) IV: 1.08.06.26 (00)	1.15.44.28 (04)



# XIII OLYMPIC WINTER GAMES LAKE PLACID 1980

## 20 KILOMETER BIATHLON OFFICIAL RESULTS 20 KM BIATHLON OFFIZIELLE ERGEBNISSE BIATHLON 20 KM RESULTATS OFFICIELS

MT. VAN HOEVENBERG

02-16-80

09:00

POS	START NO	NAME	NAT	TIME, PEN ( PENALTY ADDED )	TOTALS
25	46	WOOD James Edward	GBR	I: 0.17.53.21 (00) II: 0.34.35.50 (00) III: 0.50.11.25 (02) IV: 1.08.05.24 (01)	1.15.45.37 (03)
26	38	HORN Rudolf	AUT	I: 0.16.57.62 (00) II: 0.36.03.88 (03) III: 0.50.10.60 (01) IV: 1.08.38.06 (02)	1.16.03.83 (06)
27	23	ANGERER Peter	FRG	I: 0.19.35.24 (03) II: 0.37.35.66 (02) III: 0.51.06.46 (01) IV: 1.09.04.72 (02)	1.16.07.60 (08)
28	5	KINOSHITA Masaichi	JPN	I: 0.17.59.62 (00) II: 0.37.38.67 (02) III: 0.51.06.90 (00) IV: 1.08.30.89 (00)	1.16.21.46 (02)
29	35	KANAMULLER Alois	FRG	I: 0.19.21.08 (02) II: 0.38.59.01 (03) III: 0.52.05.43 (00) IV: 1.09.55.09 (01)	1.17.34.80 (06)
30	6	WINKLER Gerd	FRG	I: 0.20.10.38 (03) II: 0.36.30.54 (00) III: 0.51.39.07 (02) IV: 1.10.16.98 (02)	1.17.48.57 (07)
31	40	FAHLEN Sven	SWE	I: 0.17.15.99 (00) II: 0.36.09.83 (03) III: 0.50.09.77 (01) IV: 1.10.27.89 (04)	1.17.49.23 (08)
32	2	SEPPANEN Raimo	FIN	I: 0.17.12.02 (00) II: 0.36.28.86 (02) III: 0.51.06.32 (01) IV: 1.11.33.59 (03)	1.19.15.67 (06)



# XIII OLYMPIC WINTER GAMES LAKE PLACID 1980

## 20 KILOMETER BIATHLON OFFICIAL RESULTS 20 KM BIATHLON OFFIZIELLE ERGEBNISSE BIATHLON 20 KM RESULTATS OFFICIELS

MT. VAN HOEVENBERG

02-16-80

09:00

POS	START NO	NAME	NAT	TIME, PEN ( PENALTY ADDED )	TOTALS
33	18	FERGUSON Graeme	GBR	I: 0.18.29.88 (01) II: 0.36.29.24 (01) III: 0.49.45.72 (00) IV: 1.12.04.20 (05)	1.19.53.98 (07)
34	47	BRECHBUEHL Urs	SUI	I: 0.18.55.08 (01) II: 0.37.28.13 (02) III: 0.50.44.97 (00) IV: 1.12.29.39 (05)	1.19.59.13 (08)
35	28	BURGAR Marjan	YUG	I: 0.18.00.44 (00) II: 0.39.20.24 (04) III: 0.53.02.94 (00) IV: 1.12.23.93 (02)	1.20.11.68 (06)
36	1	HAGEN Martin	USA	I: 0.17.48.79 (00) II: 0.38.43.34 (04) III: 0.56.15.11 (04) IV: 1.13.18.64 (00)	1.21.02.95 (08)
37	17	BURN Roland	SUI	I: 0.17.06.35 (00) II: 0.37.32.91 (04) III: 0.51.24.03 (01) IV: 1.13.54.43 (06)	1.21.12.97 (11)
38	25	JOBE Glen	USA	I: 0.19.27.86 (01) II: 0.38.06.73 (00) III: 0.51.15.75 (00) IV: 1.13.34.01 (05)	1.21.36.52 (06)
39	20	DEGUCHI Hiroyuki	JPN	I: 0.18.48.50 (01) II: 0.36.42.19 (00) III: 0.52.33.03 (02) IV: 1.14.02.55 (04)	1.21.53.16 (07)
40	22	MITEV Yuri	BUL	I: 0.19.22.14 (02) II: 0.40.17.46 (04) III: 0.56.29.26 (03) IV: 1.14.15.36 (01)	1.21.58.06 (10)



# XIII OLYMPIC WINTER GAMES LAKE PLACID 1980

## 20 KILOMETER BIATHLON OFFICIAL RESULTS 20 KM BIATHLON OFFIZIELLE ERGEBNISSE BIATHLON 20 KM RESULTATS OFFICIELS

MT. VAN HOEVENBERG

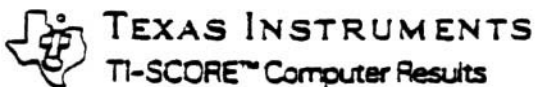
02-16-80

09:00

POS	START NO	NAME	NAT	TIME, PEN ( PENALTY ADDED )	TOTALS
41	41	KIKUCHI Tsuguhisa	JPN	I: 0.24.02.47 (06) II: 0.42.05.28 (01) III: 0.56.35.13 (01) IV: 1.16.49.16 (03)	1.24.44.30 (11)
42	12	SKALNIK Josef	TCH	I: 0.17.55.01 (01) II: 0.39.23.74 (05) III: 0.54.32.50 (02) IV: 1.18.25.22 (07)	1.26.17.13 (15)
43	48	VELITCHKOV Vladimir	BUL	I: 0.24.01.28 (07) II: 0.49.18.92 (09) III: 1.03.14.73 (01) IV: 1.20.29.31 (01)	1.27.57.24 (18)
44	9	YING Zhenshan	CHN	I: 0.21.24.56 (03) II: 0.43.48.63 (05) III: 1.00.51.18 (03) IV: 1.20.36.48 (02)	1.28.47.00 (13)
45	34	RUGER Johnny	USA	I: 0.25.33.06 (08) II: 0.46.16.14 (04) III: 1.05.48.95 (06) IV: 1.25.40.48 (03)	1.33.30.80 (21)
46	26	WANG Yumjie	CHN	I: 0.20.45.37 (02) II: 0.40.54.77 (02) III: 1.01.27.78 (06) IV: 1.25.44.22 (06)	1.33.49.77 (16)
47	43	RIOS Luis Fernando	ARG	I: 0.26.43.00 (04) II: 0.55.09.13 (05) III: 1.16.40.12 (04) IV: 1.45.36.24 (08)	1.55.26.50 (21)

DID NOT FINISH

11 SALAS  
SALAS ARG





# XIII OLYMPIC WINTER GAMES LAKE PLACID 1980

20 KILOMETER BIATHLON OFFICIAL RESULTS  
20 KM BIATHLON OFFIZIELLE ERGEBNISSE  
BIATHLON 20 KM RESULTATS OFFICIELS

MT. VAN HOEVENBERG 02-16-80 09:00

POS	START NO	NAME	NAT	TIME, PEN ( PENALTY ADDED )	TOTALS
-----	-------------	------	-----	--------------------------------	--------

DID NOT FINISH

32	ABELLA ABELLA	ARG			
----	------------------	-----	--	--	--



# XIII OLYMPIC WINTER GAMES LAKE PLACID 1980

20 KILOMETER BIATHLON OFFICIAL RESULTS  
20 KM BIATHLON OFFIZIELLE ERGEBNISSE  
BIATHLON 20 KM RESULTATS OFFICIEUX

MT. VAN HOEVENBERG 02-16-80 09:00

## DIFFERENCE OF ELEVATION

HD : 124 M  
MM : 62 M  
MT : 447 M

## ATMOSPHERIC CONDITIONS


OBSERVED TIME : 0730  
WEATHER : SNOWING  
AIR TEMPERATURE : -12 C  
SNOW TEMPERATURE : -6.5 C  
WIND DIRECTION : NNE  
WIND VELOCITY : 15 KM/HR

## COMPETITION JURY


ROBERT GALLEZOT (FRA)



EUGENI NOVIKOV (URS)



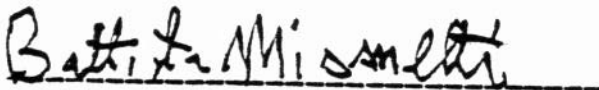
HOWARD BUXTON (USA)



KURT HINZE (GDR)



BATISTA MISMETTI (ITA)







# XIII OLYMPIC WINTER GAMES LAKE PLACID 1980

## 10 KILOMETER BIATHLON OFFICIAL RESULTS 10 KM BIATHLON OFFIZIELLE ERGEBNISSE BIATHLON 10 KM RESULTATS OFFICIELS

MT. VAN HOEVENBERG

02-19-80

09:00

POS	START NO	NAME	NAT	TIME (PENALTIES)		TOTALS
				I	II	III
1	29	ULLRICH Frank	GDR	0.08.48.95 (00)	0.25.37.86 (02)	0.32.10.69 (02)
2	7	ALIKIN Vladimir	URS	0.09.03.66 (00)	0.25.55.86 (00)	0.32.53.10 (00)
3	42	ALJABIEV Anatoli	URS	0.09.07.39 (00)	0.26.17.93 (01)	0.33.09.16 (01)
4	11	SIEBERT Klaus	GDR	0.09.46.43 (01)	0.26.44.18 (01)	0.33.32.76 (02)
5	3	SOBAK Kjell	NOR	0.09.03.79 (00)	0.26.36.64 (01)	0.33.34.64 (01)
6	40	ZELINKA Peter	TCH	0.09.10.77 (00)	0.26.40.43 (01)	0.33.45.20 (01)
7	36	LIRHUS Odd	NOR	0.09.39.38 (01)	0.27.07.72 (01)	0.34.10.39 (02)
8	41	ANGERER Peter	FRG	0.09.54.57 (02)	0.27.24.97 (02)	0.34.13.43 (04)
9	28	TIKHONOV Alexander	URS	0.09.13.62 (00)	0.27.11.41 (02)	0.34.14.88 (02)
10	20	WINKLER Gerd	FRG	0.09.43.41 (01)	0.27.01.15 (00)	0.34.24.16 (01)
11	15	WEBER Franz-Josef	AUT	0.09.18.04 (00)	0.27.13.86 (01)	0.34.25.28 (01)
12	46	ANTILA Erkki	FIN	0.09.05.70 (00)	0.27.48.38 (02)	0.34.32.97 (02)
13	24	POIROT Christian	FRA	0.09.27.41 (00)	0.27.13.38 (01)	0.34.38.60 (01)



# XIII OLYMPIC WINTER GAMES LAKE PLACID 1980

## 10 KILOMETER BIATHLON OFFICIAL RESULTS 10 KM BIATHLON OFFIZIELLE ERGEBNISSE BIATHLON 10 KM RESULTATS OFFICIELS

MT. VAN HOEVENBERG

02-19-80

09:00

POS	START NO	NAME	NAT	TIME (PENALTIES)		TOTALS
				I	II	III
14	8	WIKSTROM Soren	SWE	0.09.50.84 (01)	0.27.30.84 (01)	0.34.57.01 (02)
15	27	ADOLFSSON Ronnie	SWE	0.09.43.96 (00)	0.28.16.03 (03)	0.35.14.87 (03)
16	1	SIMUNEK Jaromir	TCH	0.09.13.29 (00)	0.27.51.34 (02)	0.35.15.12 (02)
17	33	KROKSTAD Terje	NOR	0.09.35.96 (01)	0.28.05.30 (03)	0.35.15.40 (04)
13	37	WEISS Luigi	ITA	0.09.22.47 (00)	0.28.19.87 (03)	0.35.37.72 (03)
19	31	NELSON Lyle	USA	0.09.57.79 (01)	0.28.09.95 (01)	0.35.40.56 (02)
20	2	OLIVER Keith Anthony	GBR	0.10.10.96 (01)	0.28.27.93 (01)	0.35.45.89 (02)
21	49	JUNG Mathias	GDR	0.09.30.03 (01)	0.28.40.52 (03)	0.35.50.36 (04)
22	43	ANDERSSON Per	SWE	0.10.03.98 (01)	0.28.22.32 (01)	0.35.55.57 (02)
23	34	EDER Alfred	AUT	0.09.19.88 (00)	0.28.42.87 (04)	0.35.58.27 (04)
24	9	SUTINEN Arto	FIN	0.10.32.74 (02)	0.28.38.46 (01)	0.36.01.06 (03)
25	16	DARIOLI Adriano	ITA	0.09.48.04 (01)	0.28.54.12 (04)	0.36.14.17 (05)
26	30	DEGUCHI Hiroyuki	JPN	0.10.16.60 (01)	0.28.49.79 (01)	0.36.14.61 (02)



# XIII OLYMPIC WINTER GAMES LAKE PLACID 1980

## 10 KILOMETER BIATHLON OFFICIAL RESULTS 10 KM BIATHLON OFFIZIELLE ERGEBNISSE BIATHLON 10 KM RESULTATS OFFICIELS

MT. VAN HOEVENBERG

02-19-80

09:00

POS	START NO	NAME	NAT	TIME (PENALTIES)		TOTALS
				I	II	III
27	5	FISCHER Fritz	FRG	0.10.12.86 (02)	0.28.53.81 (02)	0.36.29.87 (04)
28	32	HORN Rudolf	AUT	0.09.40.10 (01)	0.28.55.62 (04)	0.36.31.25 (05)
29	18	HAK Zdenek	TCH	0.10.54.47 (03)	0.29.28.86 (03)	0.36.32.59 (06)
30	25	BRECHBUEHL Urs	SUI	0.10.47.79 (02)	0.29.24.66 (02)	0.36.32.66 (04)
31	13	TIRABOSCHI Arduino	ITA	0.09.54.45 (01)	0.28.57.16 (02)	0.36.39.98 (03)
32	44	BURN Roland	SUI	0.10.00.34 (01)	0.29.13.42 (04)	0.36.52.35 (05)
33	35	MOUGEL Yvon	FRA	0.10.07.95 (02)	0.29.39.72 (04)	0.36.57.43 (06)
34	45	VELITCHKOV Vladimir	BUL	0.09.51.64 (01)	0.29.33.23 (04)	0.37.10.71 (05)
35	22	KUNTOLA Keijo	FIN	0.10.45.67 (03)	0.29.48.01 (02)	0.37.15.28 (05)
36	19	MITEV Yuri	BUL	0.10.31.52 (02)	0.29.51.74 (02)	0.37.23.95 (04)
37	14	SHIBATA Takashi	JPN	0.10.58.03 (03)	0.30.02.29 (03)	0.37.26.91 (06)
38	21	BURGAR Marjan	YUG	0.10.07.84 (01)	0.30.00.74 (03)	0.37.37.74 (04)
39	12	BLONDEAU Yves	FRA	0.10.50.97 (03)	0.30.23.66 (05)	0.37.44.87 (08)



# XIII OLYMPIC WINTER GAMES LAKE PLACID 1980

## 10 KILOMETER BIATHLON OFFICIAL RESULTS 10 KM BIATHLON OFFIZIELLE ERGEBNISSE BIATHLON 10 KM RESULTATS OFFICIELS

MT. VAN HOEVENBERG

02-19-80

09:00

POS	START NO	NAME	NAT	TIME (PENALTIES)		TOTALS
				I	II	III
40	17	WOOD James Edward	GBR	0.11.59.43 (03)	0.30.43.37 (01)	0.38.30.09 (04)
41	6	SONG Yongjun	CHN	0.10.40.45 (00)	0.30.57.73 (03)	0.38.37.19 (03)
42	47	GIBBINS Paul	GBR	0.10.34.29 (02)	0.31.14.33 (03)	0.38.44.24 (05)
43	50	KINOSHITA Masaichi	JPN	0.10.44.92 (02)	0.31.06.18 (02)	0.38.50.19 (04)
44	48	NIELSEN Donald	USA	0.10.26.07 (02)	0.31.11.25 (04)	0.38.51.02 (06)
45	10	HOAG Peter	USA	0.10.46.23 (02)	0.31.03.68 (02)	0.38.53.44 (04)
46	26	LI Xiaoming	CHN	0.11.28.00 (02)	0.33.21.75 (05)	0.41.17.01 (07)
47	38	HAN Jinsuo	CHN	0.12.22.98 (02)	0.35.34.83 (04)	0.44.06.85 (06)
48	23	ABELLA Raul Daniel	ARG	0.12.58.45 (02)	0.35.53.21 (03)	0.44.40.55 (05)
49	4	RIOS Luis Fernando	ARG	0.13.25.10 (03)	0.35.41.98 (02)	0.44.51.18 (05)
50	39	SALAS Jorge Orencio Jose	ARG	0.13.19.36 (02)	0.38.20.27 (04)	0.47.12.58 (06)



# XIII OLYMPIC WINTER GAMES LAKE PLACID 1980

10 KILOMETER BIATHLON OFFICIAL RESULTS  
10 KM BIATHLON OFFIZIELLE ERGEBNISSE  
BIATHLON 10 KM RESULTATS OFFICIEUX

MT. VAN HOEVENBERG 02-19-80 09:00

DIFFERENCE OF ELEVATION

HD : 98 M  
MM : 42 M  
MT : 217 M

ATMOSPHERIC CONDITIONS

OBSERVED TIME : 0830  
WEATHER : PRTLY CLDY  
AIR TEMPERATURE : -1 C  
SNOW TEMPERATURE : -7 C  
WIND DIRECTION : SW  
WIND VELOCITY : 20-25 KPH

COMPETITION JURY

ROBERT GALLEZOT (FRA)

JOHN MOORE (GBR)

EUGENI NOVIKOV (URS)

KURT HINZE (GDR)

BATISTA MISMETTI (ITA)



# XIII OLYMPIC WINTER GAMES LAKE PLACID 1980

## BIATHLON 4X7.5 KM RELAY OFFICIAL RESULTS BIATHLON-STAFFEL, 4X7.5 KM OFFIZIELLE ERGEBNISSE BIATHLON-4X7.5 KM-RELAIS RESULTATS OFFICIELS

MT. VAN HOEVENBERG

02-22-80

09:00

POS	TEAM NO	NAME	NAT	PENALTY		LAP TIME	TOTAL TIME
				1	2		
1	13	ALIKIN	URS	6(0)	6(0)	0.22.40.71	0.46.25.31
		TIKHONOV		5(0)	8(0)	0.23.44.60	
		BARNASCHOV		5(0)	8(0)	0.23.48.36	
		ALJABIEV		8(0)	6(0)	0.23.49.60	
2	11	JUNG	GDR	5(0)	8(0)	0.23.03.85	0.47.51.49
		SIEBERT		8(1)	8(1)	0.24.47.64	
		ULLRICH		6(0)	8(0)	0.23.01.26	
		ROSCH		7(0)	8(1)	0.24.04.24	
3	14	BERNREITER	FRG	5(0)	8(2)	0.24.53.58	0.49.25.55
		ESTNER		6(0)	8(0)	0.24.31.97	
		ANGERER		7(0)	7(0)	0.23.31.20	
		WINKLER		6(0)	8(0)	0.24.33.51	
4	8	ENGEN	NOR	7(0)	8(1)	0.24.52.10	0.48.55.25
		SOBAK		7(0)	8(0)	0.24.03.15	
		LIRHUS		5(0)	8(2)	0.24.08.66	
		JOHANSEN		8(0)	6(0)	0.25.07.85	
5	1	MOUGEL	FRA	5(0)	7(0)	0.23.30.07	0.48.44.78
		SANDONA		7(0)	8(0)	0.25.14.71	
		GEOURJON		7(0)	7(0)	0.24.44.46	
		POIROT		6(0)	8(0)	0.24.54.12	
6	10	HORN	AUT	7(0)	8(0)	0.23.59.95	0.49.56.94
		WEBER		5(0)	8(4)	0.25.56.99	
		KOLL		6(0)	6(0)	0.24.37.12	
		EDER		5(0)	6(0)	0.23.57.96	
7	7	KUNTOLA	FIN	6(0)	8(1)	0.24.18.98	0.49.23.15
		ANTILA		7(0)	8(3)	0.25.04.17	
		SAARELA		7(0)	6(0)	0.24.14.45	
		SEPPANEN		5(0)	8(2)	0.25.13.24	
8	4	HAGEN	USA	6(0)	7(0)	0.24.25.46	0.49.09.07
		NELSON		7(0)	8(0)	0.24.43.61	
		NIELSEN		6(0)	6(0)	0.24.31.29	
		HOAG		6(0)	7(0)	0.25.43.93	



# XIII OLYMPIC WINTER GAMES LAKE PLACID 1980

## BIATHLON 4X7.5 KM RELAY OFFICIAL RESULTS BIATHLON-STAFFEL, 4X7.5 KM OFFIZIELLE ERGEBNISSE BIATHLON-4X7.5 KM-RELAIS RESULTATS OFFICIELS

MT. VAN HOEVENBERG 02-22-80 09:00


POS	TEAM NO	NAME	NAT	PENALTY		LAP TIME	TOTAL TIME
				1	2		
9	9	TIRABOSCHI	ITA	6(0)	7(0)	0.24.15.71	0.48.43.26
		DARIOLI		6(0)	7(0)	0.24.27.55	
		MIDALI		8(1)	6(0)	0.25.45.94	
		WEISS		8(1)	7(0)	0.25.51.59	
10	6	FAHLEN	SWE	8(0)	8(3)	0.25.46.60	0.50.53.16
		ANDERSSON		5(0)	8(1)	0.25.06.56	
		WIKSTROM		7(0)	5(0)	0.24.11.80	
		ADOLFSSON		7(0)	8(2)	0.25.39.66	
11	3	SKALNIK	TCH	8(1)	7(0)	0.24.31.88	0.54.09.29
		SIMUNEK		5(0)	7(3)	0.29.37.41	
		ZELINKA		7(0)	6(0)	0.23.55.70	
		HAK		5(0)	5(0)	0.23.43.63	
12	5	FERGUSON	GBR	7(0)	5(0)	0.24.43.63	0.50.23.24
		OLIVER		7(0)	8(0)	0.25.39.61	
		WOOD		6(0)	8(2)	0.26.47.14	
		GIBBINS		6(0)	7(0)	0.25.00.21	
13	2	DEGUCHI	JPN	8(1)	7(0)	0.25.22.57	0.50.45.47
		KINOSHITA		7(0)	6(0)	0.25.22.90	
		SHIBATA		7(0)	8(5)	0.28.07.32	
		KIKUCHI		5(0)	8(1)	0.27.01.19	
14	15	SONG	CHN	6(0)	8(0)	0.27.06.27	0.56.28.34
		YING		8(3)	8(3)	0.29.22.07	
		LI		8(2)	8(2)	0.30.39.59	
		WANG		8(5)	8(3)	0.34.25.43	

DID NOT FINISH

12 ARG









# XIII OLYMPIC WINTER GAMES LAKE PLACID 1980

## TWO-MAN BOBSLED OFFICIAL RESULTS ZWEIERBOB OFFIZIELLE ERGEBNISSE BOB A DEUX RESULTATS OFFICIELS

MT. VAN HOEVENBERG 02-16-80 11:00

POS	NAME	NO	NATION	PLACE	TIME				TOTAL TIME
					— 1ST —	— 2ND —	— 3RD —	— 4TH —	
1	SCHAERER, Erich BENZ, Josef	4	SUI II	50 M	04.86	04.86	04.88	04.91	4.09.36
				700 M	33.23	33.36	33.41	33.49	
				1170 M	50.07	50.48	50.27	50.46	
				FINISH	1.01.87	1.02.76	1.02.29	1.02.44	
2	GERMESHUSEN, Bernhard GERHARDT, Hans Jurgen	2	GDR II	50 M	04.87	04.85	04.87	04.90	4.10.93
				700 M	33.45	33.34	33.75	33.52	
				1170 M	50.45	50.36	50.99	50.46	
				FINISH	1.02.58	1.02.48	1.03.31	1.02.56	
3	NEHMER, Meinhard MUSIOL, Bogdan	5	GDR I	50 M	04.94	04.94	04.96	04.96	4.11.08
				700 M	33.47	33.70	33.62	33.96	
				1170 M	50.44	50.79	50.75	50.88	
				FINISH	1.02.39	1.02.88	1.02.86	1.02.95	
4	HILTEBRAND, Hans RAHM, Walter	17	SUI I	50 M	04.99	05.00	05.05	05.05	4.11.32
				700 M	33.65	33.93	33.79	33.79	
				1170 M	50.52	50.92	51.31	50.74	
				FINISH	1.02.37	1.02.96	1.03.35	1.02.64	
5	SILER, Howard NALLEY, Dick	3	USA II	50 M	04.98	05.02	05.00	05.01	4.11.73
				700 M	34.08	34.09	33.84	34.01	
				1170 M	51.05	51.13	50.64	51.12	
				FINISH	1.03.04	1.03.04	1.02.65	1.03.00	
6	RUSHLAW, Brent TYLER, Joseph	20	USA I	50 M	05.00	05.04	05.09	05.07	4.12.12
				700 M	33.78	33.77	34.10	34.05	
				1170 M	50.94	50.82	51.13	51.33	
				FINISH	1.02.90	1.02.81	1.02.99	1.03.42	
7	SPERLING, Fritz OBERHOELLER, Kurt	18	AUT II	50 M	04.87	04.88	04.93	04.90	4.13.58
				700 M	33.85	33.63	33.54	33.74	
				1170 M	51.26	51.19	50.84	51.05	
				FINISH	1.03.58	1.03.64	1.03.13	1.03.23	
8	HELL, Peter BUSCHE, Heinz	16	FRG I	50 M	05.02	05.07	05.10	05.10	4.13.74
				700 M	33.98	33.97	33.94	33.86	
				1170 M	51.34	51.33	50.94	51.06	
				FINISH	1.03.87	1.03.63	1.02.91	1.03.33	



# XIII OLYMPIC WINTER GAMES LAKE PLACID 1980

## TWO-MAN BOBSLED OFFICIAL RESULTS ZWEIERBOB OFFIZIELLE ERGEBNISSE BOB A DEUX RESULTATS OFFICIELS

MT. VAN HOEVENBERG 02-16-80 11:00

POS	NAME	NO	NATION	PLACE	TIME				TOTAL TIME
					1ST	2ND	3RD	4TH	
9	PAULWEBER, Franz ZAUNSCHIRM, Gerd	15	AUT I	50 M	04.95	04.99	05.02	04.99	4.13.90
				700 M	33.90	33.87	33.64	33.86	
				1170 M	51.16	51.37	50.82	51.23	
				FINISH	1.03.52	1.03.67	1.03.01	1.03.70	
10	WOODALL, Jonathan HOWELL, John	14	GBR I	50 M	05.03	05.07	05.05	05.00	4.15.92
				700 M	34.12	34.09	34.03	33.91	
				1170 M	51.80	51.70	51.36	51.69	
				FINISH	1.04.12	1.04.12	1.03.65	1.04.03	
11	PANAITESCU, Dragos LIXANDRU, Gheorghe	6	ROM I	50 M	04.91	04.93	04.93	04.96	4.16.04
				700 M	34.01	34.02	34.00	34.05	
				1170 M	51.66	51.69	51.42	51.54	
				FINISH	1.03.99	1.04.30	1.03.75	1.04.00	
12	GROSSMANN, Georg WERNSDORFER, Alexander	10	FRG II	50 M	05.08	05.09	05.23	05.16	4.16.13
				700 M	33.70	34.23	34.11	34.14	
				1170 M	51.05	51.98	51.34	51.47	
				FINISH	1.03.50	1.04.93	1.03.85	1.03.85	
13	KILBURN, Joey WILSON, Robert	9	CAN I	50 M	05.13	05.09	05.19	05.14	4.16.21
				700 M	34.36	34.22	34.30	34.24	
				1170 M	51.90	51.94	51.78	51.69	
				FINISH	1.04.07	1.04.27	1.03.96	1.03.91	
14	JORY, Andrea LANZINER, Edmund	8	ITA I	50 M	04.95	05.01	05.02	05.05	4.16.34
				700 M	33.95	34.24	34.35	34.15	
				1170 M	51.40	51.80	51.79	51.75	
				FINISH	1.03.73	1.04.19	1.03.97	1.04.45	
15	ERIKSSON, Carl-Erik RONN, Kenth	19	SWE I	50 M	04.99	05.01	05.05	05.04	4.16.92
				700 M	33.80	34.09	33.95	34.29	
				1170 M	51.17	51.82	51.17	52.61	
				FINISH	1.03.56	1.04.49	1.03.22	1.05.65	
16	SORAVIA, Giuseppe WERTH, Georg	1	ITA II	50 M	05.04	05.11	05.06	05.08	4.18.17
				700 M	33.99	34.47	34.16	34.14	
				1170 M	52.02	52.19	51.73	51.69	
				FINISH	1.04.75	1.04.81	1.04.30	1.04.31	



# XIII OLYMPIC WINTER GAMES LAKE PLACID 1980

## TWO-MAN BOBSLED OFFICIAL RESULTS ZWEIERBOB OFFIZIELLE ERGEBNISSE BOB A DEUX RESULTATS OFFICIELS

MT. VAN HOEVENBERG

02-16-80

11:00

POS	NAME	NO	NATION	PLACE	TIME				TOTAL TIME
					— 1ST —	— 2ND —	— 3RD —	— 4TH —	
17	POTTER, Roger PUGH, Michael	13	GBR II	50 M	05.08	05.14	05.15	05.10	4.18.57
				700 M	34.65	34.58	34.40	34.27	
				1170 M	52.41	52.30	51.86	51.82	
				FINISH	1.04.93	1.04.77	1.04.40	1.04.47	
18	IANCU, Constantin OBREJA, Constantin	7	ROM II	50 M	04.99	05.01	05.05	05.06	4.18.63
				700 M	34.33	34.07	34.36	34.28	
				1170 M	52.03	51.88	52.02	51.93	
				FINISH	1.04.58	1.04.52	1.04.76	1.04.77	
19	KADOWAKI, Yoshimitsu FUNAYAMA, Yuji	12	JPN I	50 M	05.12	05.16	05.17	05.14	4.18.66
				700 M	34.13	34.36	34.33	34.27	
				1170 M	51.87	52.18	52.33	51.82	
				FINISH	1.04.62	1.04.92	1.04.82	1.04.30	
20	VACHON, Brian CANTIN, J R Serge	11	CAN II	50 M	05.05	05.09	05.13	05.09	4.18.76
				700 M	34.33	34.38	34.48	34.51	
				1170 M	52.12	52.14	51.99	52.39	
				FINISH	1.04.66	1.04.67	1.04.38	1.05.05	



# XIII OLYMPIC WINTER GAMES LAKE PLACID 1980

## TWO-MAN BOBSLED OFFICIAL RESULTS ZWEIERBOB OFFIZIELLE ERGEBNISSE BOB A DEUX RESULTATS OFFICIELS

MT. VAN HOEVENBERG 02-16-80 11:00

### COURSE CONDITIONS

ABOVE SEA LEVEL	771 M	DIFFERENCE OF ELEVATION	148 M
LENGTH	1557 M	MAXIMUM GRADIENT	14.0 %
NUMBER OF CURVES	16	AVERAGE GRADIENT	9.5 %

ATMOSPHERIC CONDITIONS	1ST RUN	2ND RUN	3RD RUN	4TH RUN
DATE	02-15-80	02-15-80	02-16-80	02-16-80
OBSERVED TIME	09:30	11:00	09:30	11:00
WEATHER	PT. CLDY	SUNNY	LT. SNOW	LT. SNOW
AIR TEMPERATURE	-13 C	-11 C	-12 C	-12 C
ICE TEMPERATURE	- 8 C	- 8 C	- 8 C	- 8 C
HUMIDITY	90 %	74 %	90 %	86 %
ATMOSPHERIC PRESSURE				
WIND DIRECTION	VAR.	NNW	NE	NE
WIND VELOCITY	LIGHT	LIGHT	10 KPH	8 KPH

### JURY

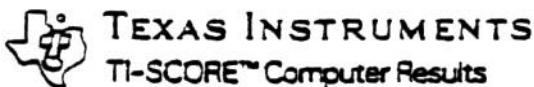
LUCIANO GALLI (ITA)

HANS HOHENESTER (FRG)

MARTIN KILIAN (GDR)

### RACE DIRECTOR

JOSEPH MCKILLIP (USA)





# XIII OLYMPIC WINTER GAMES LAKE PLACID 1980

## FOUR-MAN BOBSLED OFFICIAL RESULTS VIERERBOB OFFIZIELLE ERGEBNISSE BOB A QUATRE RESULTATS OFFICIELS

MT. VAN HOEVENBERG

02-24-80

10:45

POS	NAME	NO	NATION	PLACE	TIME				TOTAL TIME
					1ST	2ND	3RD	4TH	
1	NEHMER, Meinhard MUSIOL, Bogdan GERMESHÄUSEN, Bernhard GERHARDT, Hans Jurgen	6	GDR I	50 M 700 M 1170 M FINISH	04.86 32.67 48.70 59.86	04.83 32.55 48.69 1.00.03	04.83 32.49 48.55 59.73	04.90 32.84 49.01 1.00.30	3.59.92
2	SCHAERER, Erich BAECHLI, Ulrich MARTI, Rudolf BENZ, Josef	8	SUI I	50 M 700 M 1170 M FINISH	04.83 32.70 49.00 1.00.31	04.81 32.67 49.00 1.00.41	04.79 32.42 48.69 1.00.02	04.82 32.48 48.70 1.00.13	4.00.87
3	SCHOENAU, Horst WETZIG, Roland RICHTER, Detlef KIRCHNER, Andreas	11	GDR II	50 M 700 M 1170 M FINISH	04.85 32.79 48.99 1.00.24	04.89 32.83 49.08 1.00.35	04.81 32.52 48.75 1.00.04	04.84 32.57 48.86 1.00.34	4.00.97
4	SPERLING, Fritz BERGMUELLER, Heinrich REDNAK, Franz PURKRABEK, Bernhard	14	AUT I	50 M 700 M 1170 M FINISH	04.89 32.97 49.40 1.00.75	04.91 32.87 49.35 1.00.77	04.86 32.57 49.07 1.00.41	04.89 32.80 49.32 1.00.69	4.02.62
5	DELLEKARTH, Walter PAULWEBER, Franz ZAUNSCHIRM, Gerd OBERHOELLER, Kurt	1	AUT II	50 M 700 M 1170 M FINISH	04.92 33.17 49.56 1.00.91	04.90 33.04 49.63 1.01.12	04.87 32.67 48.92 1.00.25	04.92 32.87 49.34 1.00.67	4.02.95
6	HILTEBRAND, Hans SCHINDLER, Ulrich RAHM, Walter BAUMGARTNER, Armin	12	SUI II	50 M 700 M 1170 M FINISH	04.97 33.29 49.75 1.01.13	04.96 33.19 49.54 1.01.00	04.94 32.86 49.15 1.00.54	04.97 33.05 49.54 1.01.02	4.03.69



# XIII OLYMPIC WINTER GAMES LAKE PLACID 1980

## FOUR-MAN BOBSLED OFFICIAL RESULTS VIERERBOB OFFIZIELLE ERGEBNISSE BOB A QUATRE RESULTATS OFFICIELS

MT. VAN HOEVENBERG 02-24-80 10:45

POS	NAME	NO	NATION	PLACE	TIME				TOTAL TIME
					— 1ST —	— 2ND —	— 3RD —	— 4TH —	
7	HELL, Peter WAGNER, Hans BUSCHE, Heinz BARFUSS, Walter	9	FRG I	50 M 700 M 1170 M FINISH	05.02 33.13 49.63 1.01.14	05.03 33.22 49.76 1.01.22	04.96 32.84 49.16 1.00.57	05.04 33.17 49.76 1.01.47	4.04.40
8	PANAITESCU, Dragos CRISTUDOR, Dorel MITROFAN, Sandu LIXANDRU, Gheorghe	2	ROM I	50 M 700 M 1170 M FINISH	04.97 33.36 49.87 1.01.42	04.90 33.09 49.68 1.01.32	04.87 32.77 49.11 1.00.61	04.95 33.14 49.65 1.01.33	4.04.68
9	WOODALL, Jonathan WALLINGTON, Anthony BROWN, Peter HOWELL, John	7	GBR I	50 M 700 M 1170 M FINISH	04.92 33.00 49.76 1.01.44	04.92 33.14 49.85 1.01.42	04.87 32.97 49.46 1.00.98	04.91 33.03 49.59 1.01.08	4.04.92
10	SCHNORBUS, Alois PONGRATZ, Lothar HOFMANN, Jurgen MEINBERG, Martin	10	FRG II	50 M 700 M 1170 M FINISH	04.93 33.29 49.99 1.01.54	04.96 33.27 49.91 1.01.47	04.86 32.76 49.36 1.00.93	04.91 33.04 49.57 1.01.21	4.05.15
11	JORY, Andrea LANZINER, Edmund WERTH, Georg MODENA, Giovanni	13	ITA I	50 M 700 M 1170 M FINISH	04.97 33.28 49.77 1.01.26	04.98 33.47 50.05 1.01.66	04.91 33.12 49.55 1.01.01	04.94 33.22 49.77 1.01.37	4.05.30
12	HICKEY, Robert JORDAN, Jeffrey DAVENPORT, Willie GADLEY, Jeffrey	16	USA I	50 M 700 M 1170 M FINISH	04.98 33.30 49.92 1.01.49	05.06 33.46 50.14 1.01.81	05.02 33.13 49.58 1.01.04	05.08 33.57 50.16 1.01.77	4.06.11



# XIII OLYMPIC WINTER GAMES LAKE PLACID 1980

## FOUR-MAN BOBSLED OFFICIAL RESULTS VIERERBOB OFFIZIELLE ERGEBNISSE BOB A QUATRE RESULTATS OFFICIELS

MT. VAN HOEVENBERG 02-24-80 10:45

POS	NAME	NO	NATION	PLACE	TIME				TOTAL TIME
					1ST	2ND	3RD	4TH	
13	SILER, Howard TYLER, Joseph JOST, Jeffrey NALLEY, Dick	15	USA II	50 M 700 M 1170 M FINISH	04.94 33.37 49.93 1.01.49	04.98 33.47 50.08 1.01.69	04.91 33.02 49.53 1.01.30	04.97 33.48 50.07 1.01.72	4.06.20
14	IANCU, Constantin DUMINCEL, Ion FRANCU, Doru OBREJA, Constantin	3	ROM II	50 M 700 M 1170 M FINISH	04.97 33.38 50.15 1.01.85	04.92 33.32 50.31 1.02.16	04.96 33.11 49.94 1.01.74	05.00 33.28 49.99 1.01.76	4.07.51
15	PRICE, Michael John LLOYD, Denys Malcolm OGILVY-WEDDERBUR, Andrew PHIPPS, Nicholas David	5	GBR II	50 M 700 M 1170 M FINISH	05.04 33.50 50.10 1.01.79	05.00 33.38 50.17 1.01.90	05.02 33.27 50.20 1.02.11	05.09 33.51 50.25 1.01.89	4.07.69
DID NOT START									
	GLYNN, Martin MACLACHLAN, Alan William CANTIN, J R Serge WILSON, Robert	4	CAN I	50 M 700 M 1170 M FINISH	05.06 33.52 50.12 1.01.76	05.05 33.54 50.51 1.02.25			2.04.01
DID NOT FINISH									
	ERIKSSON, Carl-Erik JANSSON, Peter BECKMAN, Runald RONN, Kenth	17	SWE I	50 M 700 M 1170 M FINISH	04.89 32.82 49.41 1.01.01	04.89 32.87 49.33 1.01.00	04.91 32.61 48.97 1.00.36	04.94 32.87 49.52 1.02.56	3.02.37





# XIII OLYMPIC WINTER GAMES LAKE PLACID 1980

## FOUR-MAN BOBSLED OFFICIAL RESULTS VIERERBOB OFFIZIELLE ERGEBNISSE BOB A QUATRE RESULTATS OFFICIELS

MT. VAN HOEVENBERG                      02-24-80                      10:45

### COURSE CONDITIONS

ABOVE SEA LEVEL	771 M	DIFFERENCE OF ELEVATION	148 M
LENGTH	1557 M	MAXIMUM GRADIENT	14.0 %
NUMBER OF CURVES	16	AVERAGE GRADIENT	9.5 %

ATMOSPHERIC CONDITIONS	1ST RUN	2ND RUN	3RD RUN	4TH RUN
DATE	02-23-80	02-23-80	02-24-80	02-24-80
OBSERVED TIME	09:30	10:45	09:30	10:45
WEATHER	CLOUDY	CLOUDY	LT. SNOW	LT. SNOW
AIR TEMPERATURE	- 7 C	- 7 C	- 1 C	- 1 C
ICE TEMPERATURE	- 6 C	-5.5 C	- 5 C	- 5 C
HUMIDITY	98 %	90 %	76 %	74 %
ATMOSPHERIC PRESSURE	1011 MB	1011 MB		
WIND DIRECTION	WEST	WEST	WEST	VAR.
WIND VELOCITY	LIGHT	13-19 KPH	10 KPH	LIGHT

### JURY

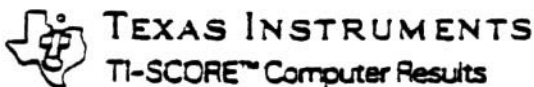
LUCIANO GALLI (ITA)

HANS HOHENESTER (FRG)

MARTIN KILIAN (GDR)

RACE DIRECTOR

JOSEPH MCKILLIP (USA)







# XIII OLYMPIC WINTER GAMES LAKE PLACID 1980

## MENS CROSS COUNTRY 30 KM OFFICIAL RESULTS 30 KM LANGLAUF DER HERREN OFFIZIELLE ERGEBNISSE SKI DE FOND-30 KM-HOMMES RESULTATS OFFICIELS

MT. VAN HOEVENBERG

02-14-80

09:00

POS	START NO	NAME	NAT	LAP	TIME, POS	TIME 30 KM
1	56	ZIMJATOV Nikolai	URS	10.0 KM	0.28.31.50-01	1.27.02.80
				15.0 KM	0.44.21.91-01	
				20.0 KM	0.57.44.45-01	
2	36	VASILI Rochev	URS	10.0 KM	0.28.52.31-05	1.27.34.22
				15.0 KM	0.45.02.26-04	
				20.0 KM	0.58.31.68-04	
3	54	LEBANOV Ivan	BUL	10.0 KM	0.28.51.06-03	1.28.03.87
				15.0 KM	0.44.57.59-02	
				20.0 KM	0.58.26.42-03	
4	58	WASSBERG Thomas	SWE	10.0 KM	0.28.44.23-02	1.28.40.35
				15.0 KM	0.44.57.94-03	
				20.0 KM	0.58.23.83-02	
5	57	LUSZCZEK Jozef	POL	10.0 KM	0.28.55.95-07	1.29.03.64
				15.0 KM	0.45.21.78-07	
				20.0 KM	0.58.57.05-06	
6	49	PITKANEN Matti	FIN	10.0 KM	0.28.52.24-04	1.29.35.03
				15.0 KM	0.45.18.37-06	
				20.0 KM	0.58.49.98-05	
7	26	MIETO Juha	FIN	10.0 KM	0.29.03.85-09	1.29.45.08
				15.0 KM	0.45.26.46-09	
				20.0 KM	0.59.11.62-08	
8	25	AUNLI Ove	NOR	10.0 KM	0.29.00.01-08	1.29.54.02
				15.0 KM	0.45.16.92-05	
				20.0 KM	0.59.00.98-07	
9	40	DECKERT Alf Gerd	GDR	10.0 KM	0.29.16.58-11	1.30.05.17
				15.0 KM	0.46.02.57-11	
				20.0 KM	0.59.43.85-11	
10	45	ERIKSEN Lars Erik	NOR	10.0 KM	0.29.06.15-10	1.30.34.34
				15.0 KM	0.45.53.66-10	
				20.0 KM	0.59.42.75-10	



# XIII OLYMPIC WINTER GAMES LAKE PLACID 1980

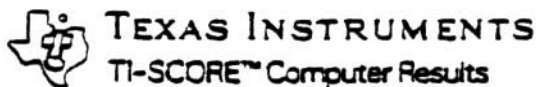
## MENS CROSS COUNTRY 30 KM OFFICIAL RESULTS 30 KM LANGLAUF DER HERREN OFFIZIELLE ERGEBNISSE SKI DE FOND-30 KM-HOMMES RESULTATS OFFICIELS

MT. VAN HOEVENBERG

02-14-80

09:00

POS	START NO	NAME	NAT	LAP TIME, POS	TIME 30 KM
11	19	BELIAEV Evgeny	URS	10.0 KM 0.28.55.88-06 15.0 KM 0.45.24.88-08 20.0 KM 0.59.14.17-09	1.30.35.32
12	47	BRAA Oddvar	NOR	10.0 KM 0.29.41.99-17 15.0 KM 0.46.21.52-15 20.0 KM 0.59.55.65-12	1.30.46.70
13	16	KOHLBERG Benny	SWE	10.0 KM 0.29.47.40-21 15.0 KM 0.46.32.51-20 20.0 KM 1.00.31.48-20	1.30.57.56
14	10	BAZHUKOV Nikolaj	URS	10.0 KM 0.29.31.39-12 15.0 KM 0.46.07.06-12 20.0 KM 1.00.05.56-13	1.31.06.28
15	20	HAUSER Edi	SUI	10.0 KM 0.29.53.97-26 15.0 KM 0.46.29.10-17 20.0 KM 1.00.25.94-17	1.31.20.09
16	8	AALAND Per Knut	NOR	10.0 KM 0.29.34.41-15 15.0 KM 0.46.16.16-14 20.0 KM 1.00.15.94-14	1.31.26.58
17	38	LUNDBACK Sven-Ake	SWE	10.0 KM 0.29.31.58-13 15.0 KM 0.46.13.94-13 20.0 KM 1.00.19.09-15	1.31.31.96
18	43	KIRVESNIEMI Harri	FIN	10.0 KM 0.29.35.29-16 15.0 KM 0.46.26.46-16 20.0 KM 1.00.30.72-19	1.31.35.13
19	46	PIERRAT Jean-Paul	FRA	10.0 KM 0.29.53.11-25 15.0 KM 0.46.54.51-26 20.0 KM 1.00.23.20-16	1.31.43.03
20	50	DEZOLT Maurillo	ITA	10.0 KM 0.29.43.98-18 15.0 KM 0.46.31.23-18 20.0 KM 1.00.29.88-18	1.31.43.74





# XIII OLYMPIC WINTER GAMES LAKE PLACID 1980

## MENS CROSS COUNTRY 30 KM OFFICIAL RESULTS 30 KM LANGLAUF DER HERREN OFFIZIELLE ERGEBNISSE SKI DE FOND-30 KM-HOMMES RESULTATS OFFICIELS

MT. VAN HOEVENBERG

02-14-80

09:00

POS	START NO	NAME	NAT	LAP	TIME, POS	TIME 30 KM
21	27	BERAN Jiri	TCH	10.0 KM	0.29.55.25-27	1.31.46.11
				15.0 KM	0.46.53.78-25	
				20.0 KM	1.00.53.87-24	
22	34	NOTZ Dieter	FRG	10.0 KM	0.29.49.00-23	1.31.58.27
				15.0 KM	0.46.31.81-19	
				20.0 KM	1.00.34.07-21	
23	44	BURZANOV Khristo	BUL	10.0 KM	0.29.45.96-20	1.32.03.49
				15.0 KM	0.46.58.11-27	
				20.0 KM	1.00.57.89-26	
24	42	AMBUEHL Gaudenz	SUI	10.0 KM	0.29.48.17-22	1.32.06.20
				15.0 KM	0.46.58.86-28	
				20.0 KM	1.00.57.75-25	
25	12	JADER Stig	SWE	10.0 KM	0.29.57.22-29	1.32.08.09
				15.0 KM	0.46.38.42-22	
				20.0 KM	1.00.45.83-22	
26	13	AALTO Jorma	FIN	10.0 KM	0.29.45.12-19	1.32.48.10
				15.0 KM	0.46.37.50-21	
				20.0 KM	1.00.46.79-23	
27	35	CAPITANIO Giulio	ITA	10.0 KM	0.29.56.93-28	1.33.07.48
				15.0 KM	0.47.15.02-30	
				20.0 KM	1.01.32.46-30	
28	5	SVUB Jiri	TCH	10.0 KM	0.29.57.97-30	1.33.12.73
				15.0 KM	0.47.03.38-29	
				20.0 KM	1.01.20.30-29	
29	4	GAEHLER Heinz	SUI	10.0 KM	0.30.31.50-36	1.33.43.68
				15.0 KM	0.47.31.66-32	
				20.0 KM	1.01.53.74-33	
30	33	DUNKLEE Stanley	USA	10.0 KM	0.30.02.75-31	1.33.48.02
				15.0 KM	0.47.16.66-31	
				20.0 KM	1.01.34.74-31	



# XIII OLYMPIC WINTER GAMES LAKE PLACID 1980

## MENS CROSS COUNTRY 30 KM OFFICIAL RESULTS 30 KM LANGLAUF DER HERREN OFFIZIELLE ERGEBNISSE SKI DE FOND-30 KM-HOMMES RESULTATS OFFICIELS

MT. VAN HOEVENBERG

02-14-80

09:00

POS	START NO	NAME	NAT	LAP TIME, POS	TIME 30 KM
31	11	SCHNEIDER Josef	FRG	10.0 KM 0.30.24.35-34 15.0 KM 0.47.44.29-34 20.0 KM 1.01.56.56-34	1.34.05.33
32	39	BECVAR Hilos	TCH	10.0 KM 0.29.49.33-24 15.0 KM 0.46.53.43-24 20.0 KM 1.01.15.49-28	1.34.08.79
33	30	CARMAN Ivo	YUG	10.0 KM 0.30.17.21-32 15.0 KM 0.47.43.06-33 20.0 KM 1.01.48.96-32	1.34.09.59
34	3	CARRARA Benedetto	ITA	10.0 KM 0.30.49.60-41 15.0 KM 0.48.05.84-38 20.0 KM 1.02.26.69-36	1.34.27.45
35	32	FARGEIX Paul	FRA	10.0 KM 0.30.35.95-38 15.0 KM 0.47.49.72-36 20.0 KM 1.02.17.40-35	1.33.12.25
36	53	SIMON Frantisek	TCH	10.0 KM 0.30.20.97-33 15.0 KM 0.47.49.85-37 20.0 KM 1.02.38.40-38	1.35.32.70
37	51	MUELLER Wolfgang	FRG	10.0 KM 0.30.27.50-35 15.0 KM 0.47.49.63-35 20.0 KM 1.02.27.51-37	1.35.37.46
38	1	POIROT Philippe	FRA	10.0 KM 0.31.21.09-46 15.0 KM 0.49.00.51-42 20.0 KM 1.03.29.55-42	1.35.47.39
39	23	SATO SHIRO	JPN	10.0 KM 0.31.14.93-45 15.0 KM 0.49.51.70-47 20.0 KM 1.03.29.15-41	1.35.52.77
40	22	ZIPFEL Peter	FRG	10.0 KM 0.30.42.46-39 15.0 KM 0.48.09.28-39 20.0 KM 1.03.07.70-39	1.36.06.95



# XIII OLYMPIC WINTER GAMES LAKE PLACID 1980

## MENS CROSS COUNTRY 30 KM OFFICIAL RESULTS 30 KM LANGLAUF DER HERREN OFFIZIELLE ERGEBNISSE SKI DE FOND-30 KM-HOMMES RESULTATS OFFICIELS

MT. VAN HOEVENBERG

02-14-80

09:00

POS	START NO	NAME	NAT	LAP	TIME, POS	TIME 30 KM
41	21	GALANES James	USA	10.0 KM	0.30.46.55-40	1.36.15.17
				15.0 KM	0.49.21.55-45	
				20.0 KM	1.03.36.65-43	
42	55	JACOT Francis	SUI	10.0 KM	0.30.32.49-37	1.36.50.46
				15.0 KM	0.48.16.00-40	
				20.0 KM	1.03.13.18-40	
43	29	PRIMUS Roberto	ITA	10.0 KM	0.30.54.99-43	1.37.55.47
				15.0 KM	0.49.05.03-43	
				20.0 KM	1.04.21.46-46	
44	28	THIERRY Michel	FRA	10.0 KM	0.31.13.66-44	1.38.17.35
				15.0 KM	0.49.10.04-44	
				20.0 KM	1.04.01.03-45	
45	6	PETERSON Douglas	USA	10.0 KM	0.30.51.90-42	1.38.29.86
				15.0 KM	0.48.52.59-41	
				20.0 KM	1.03.38.92-44	
46	24	DJURICIC Tone	YUG	10.0 KM	0.31.38.93-47	1.38.46.90
				15.0 KM	0.49.44.81-46	
				20.0 KM	1.04.35.99-47	
47	41	GIRO Jose	ESP	10.0 KM	0.32.49.20-49	1.41.57.97
				15.0 KM	0.51.42.24-48	
				20.0 KM	1.07.00:77-48	
48	7	JONSSON Ingolfur	ISL	10.0 KM	0.34.04.56-53	1.45.55.26
				15.0 KM	0.53.32.76-51	
				20.0 KM	1.09.23.96-50	
49	18	MORLANS Emiliand	ESP	10.0 KM	0.33.39.82-51	1.46.28.42
				15.0 KM	0.53.32.74-50	
				20.0 KM	1.09.32.09-51	
50	9	JERMAN Marcos Lui	ARG	10.0 KM	0.35.41.40-55	1.47.56.17
				15.0 KM	0.55.44.30-52	
				20.0 KM	1.12.13.31-52	



# XIII OLYMPIC WINTER GAMES LAKE PLACID 1980

## MENS CROSS COUNTRY 30 KM OFFICIAL RESULTS 30 KM LANGLAUF DER HERREN OFFIZIELLE ERGEBNISSE SKI DE FOND-30 KM-HOMMES RESULTATS OFFICIELS

MT. VAN HOEVENBERG

02-14-80

09:00

POS	START NO	NAME	NAT	LAP TIME, POS	TIME 30 KM
51	17	KIM Dong-Hwan	KOR	10.0 KM 0.35.12.35-54 15.0 KM 0.56.02.48-53 20.0 KM 1.12.42.90-53	1.51.13.35
52	14	DORJ Luvsandash	MGL	10.0 KM 0.32.53.41-50 15.0 KM 0.51.57.97-49 20.0 KM 1.07.42.05-49	1.53.52.24

### DID NOT START

52 KIM Chun-Ki KOR

### DID NOT FINISH

2 KIM Nam Young KOR  
15 JOHANNESSON Throstur ISL  
31 SIGURDSSON Haukur ISL  
37 HWANG Byuna-Dae KOR  
43 KOCH William USA





# XIII OLYMPIC WINTER GAMES LAKE PLACID 1980

MENS CROSS COUNTRY 30 KM OFFICIAL RESULTS  
30 KM LANGLAUF DER HERREN OFFIZIELLE ERGEBNISSE  
SKI DE FOND-30 KM-HOMMES RESULTATS OFFICIELS

MT. VAN HOEVENBERG

02-14-80

09:00

## DIFFERENCE OF ELEVATION

HD : 124 m  
MM : 51 m  
MT : 867 m

## ATMOSPHERIC CONDITIONS

OBSERVED TIME : 0800  
WEATHER : SNOWING  
AIR TEMPERATURE : -6 C  
SNOW TEMPERATURE : -8 C  
WIND DIRECTION : SW  
WIND VELOCITY : 8 KPH

## COMPETITION JURY

MERRILL C ALLISON (USA)

*Merrill C Allison*

BROOMHALL WENDALL (USA)

*Wendall Broomhall*

PETTERSEN BJORGER (CAN)

*Petter Bjoerger*

KAMENSKI VENEDIKT (URS)

*Venedikt Kamenski*

NILSSON BENGT-HERMANN (SWE)

*Bengt Nilsson*



# XIII OLYMPIC WINTER GAMES LAKE PLACID 1980

## LADIES CROSS COUNTRY 5 KM OFFICIAL RESULTS 5 KM LANGLAUF DER DAMEN OFFIZIELLE ERGEBNISSE SKI DE FOND-5 KM-FEMMES RESULTATS OFFICIELS

MT. VAN HOEVENBERG

02-15-80

09:00

POS	START NO	NAME	NAT	TIME 5 KM
1	33	SMETANINA Raisa	URS	0.15.06.92
2	21	RIIHIVUORI Hilikka	FIN	0.15.11.96
3	25	JERIOVA Kveta	TCH	0.15.23.44
4	32	PETZOLD Barbara	GDR	0.15.23.62
5	13	BALDYCHEVA Nina	URS	0.15.29.03
6	9	KULAKOVA Galina	URS	0.15.29.58
7	29	HESSE Veronika	GDR	0.15.31.83
8	17	TAKALO Helena	FIN	0.15.32.12
9	14	ROSTOCK Marlies	GDR	0.15.36.28
10	37	CARLZON-LUNDBAC Lena	SWE	0.15.43.04
11	16	JOHANSSON Marie	SWE	0.15.47.19
12	26	OLSSON Eva	SWE	0.15.48.59
13	34	PALECKOVA Dagmar	TCH	0.15.48.78
14	36	AUNLI Berit	NOR	0.15.48.93
15	28	ROCHEVA Nina	URS	0.15.50.39
16	6	NESTLER Ute	GDR	0.15.53.38
17	8	LAMBERG Karin	SWE	0.15.55.07
18	11	MYRMAEL Marit	NOR	0.15.58.11
19	35	HAMALAINEN Marja-Liis	FIN	0.15.58.27



# XIII OLYMPIC WINTER GAMES LAKE PLACID 1980

LADIES CROSS COUNTRY 5 KM OFFICIAL RESULTS  
5 KM LANGLAUF DER DAMEN OFFIZIELLE ERGEBNISSE  
SKI DE FOND-5 KM-FEMMES RESULTATS OFFICIELS

MT. VAN HOEVENBERG

02-15-80

09:00

POS	START NO	NAME		NAT	TIME 5 KM
20	2	SVOBODOVA	Gabriela	TCH	0.16.01.41
21	3	PETTERSEN	Brit	NOR	0.16.03.58
22	31	OWEN-SPENCER	Alison	USA	0.16.05.04
23	23	KRATZER	Evi	SUI	0.16.14.34
24	22	BOE	Anette	NOR	0.16.17.35
25	7	AUROMA	Marja	FIN	0.16.18.44
26	20	PAXSON	Beth	USA	0.16.20.93
27	24	GROOTHUYSEN	E Joan	CAN	0.16.23.25
28	38	FIRTH	Shirley	CAN	0.16.23.40
29	10	SCHMIDT	Angela E	CAN	0.16.28.87
30	18	PAULU	Blanka	TCH	0.16.30.04
31	30	RIERMEIER	Susi	FRG	0.16.31.07
32	27	JAEGER	Karin	FRG	0.16.38.47
33	12	BANCROFT	Leslie	USA	0.16.39.71
34	15	THOMAS	Cornellia	SUI	0.16.43.85
35	5	FIRTH	Sharon	CAN	0.16.54.66
36	19	BOLTON	Collen	AUS	0.17.22.68
37	1	HAINES	Betsy	USA	0.17.27.75
38	4	REN	Guiping	CHN	0.19.01.74



# XIII OLYMPIC WINTER GAMES LAKE PLACID 1980

LADIES CROSS COUNTRY 5 KM OFFICIAL RESULTS  
5 KM LANGLAUF DER DAMEN OFFIZIELLE ERGEBNISSE  
SKI DE FOND-5 KM-FEMMES RESULTATS OFFICIELS

MT. VAN HOEVENBERG

02-15-80

09:00

## DIFFERENCE OF ELEVATION

HD : 87 M  
MM : 53 M  
MT : 154 M

## ATMOSPHERIC CONDITIONS

OBSERVED TIME : 0800  
WEATHER : PTLY CLDY  
AIR TEMPERATURE : -12 C  
SNOW TEMPERATURE : -5 C  
WIND DIRECTION : NW  
WIND VELOCITY : 5-10 KPH

## COMPETITION JURY

MERRILL C ALLISON (USA)

*Merrill C Allison*

BROOMHALL WENDALL (USA)

*Wendall Broomhall*

PETTERSEN BJORGER (CAN)

*Bjorn Pettersen*

KOJOUHAROVA (BUL)

*Kojuharova*

RISTOLAINEN HELKA (FIN)

*Helka Ristolainen*



# XIII OLYMPIC WINTER GAMES LAKE PLACID 1980

## MENS CROSS COUNTRY 15 KM OFFICIAL RESULTS 15 KM LANGLAUF DER HERREN OFFIZIELLE ERGEBNISSE SKI DE FOND-15 KM-HOMMES RESULTATS OFFICIELS

MT. VAN HOEVENBERG

02-17-80

09:00

POS	START NO	NAME	NAT	LAP	TIME, POS	TIME 15 KM
1	63	WASSBERG Thomas	SWE	5 KM 10 KM	0.13.22.08-01 0.25.47.14-01	0.41.57.63
2	54	MIETO Juha	FIN	5 KM 10 KM	0.13.25.00-02 0.25.51.97-02	0.41.57.64
3	62	AUNLI Ove	NOR	5 KM 10 KM	0.13.52.75-13 0.26.18.73-05	0.42.28.62
4	41	ZIMJATOV Nikolai	URS	5 KM 10 KM	0.13.40.84-05 0.26.21.13-06	0.42.33.96
5	14	BELIAEV Evgeny	URS	5 KM 10 KM	0.13.47.20-11 0.26.18.27-04	0.42.46.02
6	53	LUSZCZEK Jozef	POL	5 KM 10 KM	0.13.32.96-03 0.26.17.99-03	0.42.59.03
7	2	ZAVJALOV Alexandre	URS	5 KM 10 KM	0.13.46.82-09 0.26.37.12-12	0.43.00.81
8	33	KIRVESNIEMI Harri	FIN	5 KM 10 KM	0.13.46.86-10 0.26.30.06-07	0.43.02.01
9	30	BRAA Oddvar	NOR	5 KM 10 KM	0.13.44.95-06 0.26.32.54-08	0.43.05.64
10	5	ERIKSEN Lars Erik	NOR	5 KM 10 KM	0.14.03.51-16 0.26.37.83-13	0.43.11.51
11	29	ERIKSSON Thomas	SWE	5 KM 10 KM	0.13.51.19-12 0.26.36.01-10	0.43.11.88
12	40	BEHLE Jochem	FRG	5 KM 10 KM	0.13.35.23-04 0.26.33.59-09	0.43.16.05
13	58	ROCHEV Vasili	URS	5 KM 10 KM	0.13.45.38-07 0.26.39.28-14	0.43.16.86



# XIII OLYMPIC WINTER GAMES LAKE PLACID 1980

## MENS CROSS COUNTRY 15 KM OFFICIAL RESULTS 15 KM LANGLAUF DER HERREN OFFIZIELLE ERGEBNISSE SKI DE FOND-15 KM-HOMMES RESULTATS OFFICIELS

MT. VAN HOEVENBERG

02-17-80

09:00

POS	START NO	NAME	NAT	LAP	TIME, POS	TIME 15 KM
14	51	PIERRAT Jean-Paul	FRA	5 KM 10 KM	0.14.09.94-23 0.26.55.94-16	0.43.32.53
15	59	LEBANOV Ivan	BUL	5 KM 10 KM	0.13.53.92-14 0.26.53.25-15	0.43.37.32
16	49	KOCH William	USA	5 KM 10 KM	0.13.45.93-08 0.26.36.90-11	0.43.38.56
17	44	KOHLBERG Benny	SWE	5 KM 10 KM	0.14.07.08-18 0.27.08.14-22	0.43.39.22
18	10	DANIELSON Sven-Erik	SWE	5 KM 10 KM	0.14.07.41-19 0.26.59.90-18	0.43.41.21
19	11	HARKONEN Kari	FIN	5 KM 10 KM	0.14.07.54-20 0.27.01.96-19	0.43.50.31
20	27	TEURAJARVI Pertti	FIN	5 KM 10 KM	0.14.09.49-21 0.27.04.12-21	0.43.59.08
21	31	MUELLER Wolfgang	FRG	5 KM 10 KM	0.14.00.32-15 0.27.27.79-29	0.44.02.54
22	36	DUNKLEE Stanley	USA	5 KM 10 KM	0.14.12.65-25 0.27.04.09-20	0.44.03.84
23	39	SVUB Jiri	TCH	5 KM 10 KM	0.14.13.68-27 0.27.17.37-24	0.44.20.15
24	50	BERAN Jiri	TCH	5 KM 10 KM	0.14.27.71-40 0.27.38.03-35	0.44.27.78
25	22	CALDWELL Timothy	USA	5 KM 10 KM	0.14.09.50-22 0.27.17.16-23	0.44.30.41
26	7	ZIPFEL Peter	FRG	5 KM 10 KM	0.14.13.72-28 0.27.29.37-31	0.44.38.23



# XIII OLYMPIC WINTER GAMES LAKE PLACID 1980

## MENS CROSS COUNTRY 15 KM OFFICIAL RESULTS 15 KM LANGLAUF DER HERREN OFFIZIELLE ERGEBNISSE SKI DE FOND-15 KM-HOMMES RESULTATS OFFICIELS

MT. VAN HOEVENBERG

02-17-80

09:00

POS	START NO	NAME	NAT	LAP	TIME, POS	TIME 15 KM
27	55	RENGGLI Franz	SUI	5 KM 10 KM	0.14.22.40-34 0.27.30.58-32	0.44.38.66
28	47	FARGEIX Paul	FRA	5 KM 10 KM	0.14.27.05-38 0.27.35.30-34	0.44.39.94
29	38	HALLENBARTER Konrad	SUI	5 KM 10 KM	0.14.11.30-24 0.27.27.50-28	0.44.42.12
30	48	GULLEN Tore	NOR	5 KM 10 KM	0.14.17.77-31 0.27.25.76-26	0.44.42.73
31	60	DEZOLT Maurillo	ITA	5 KM 10 KM	0.14.13.00-26 0.27.21.32-25	0.44.43.19
32	15	KREUZER Hansueli	SUI	5 KM 10 KM	0.14.30.16-41 0.27.44.76-39	0.44.44.66
33	12	GALANES James	USA	5 KM 10 KM	0.14.20.78-32 0.27.29.15-30	0.44.46.48
34	3	VANZETTA Giorgio	ITA	5 KM 10 KM	0.14.14.98-29 0.27.31.16-33	0.44.52.18
35	4	SCHINDLER Alfred	SUI	5 KM 10 KM	0.14.26.20-37 0.27.26.47-27	0.44.52.93
36	52	NOTZ Dieter	FRG	5 KM 10 KM	0.14.05.18-17 0.26.58.06-17	0.44.54.11
37	56	DECKERT Alf Gerd	GDR	5 KM 10 KM	0.14.17.60-30 0.27.42.86-38	0.45.00.40
38	45	BURZANOV Khristo	BUL	5 KM 10 KM	0.14.41.16-44 0.27.55.51-41	0.45.05.21
39	37	CAPITANIO Giulio	ITA	5 KM 10 KM	0.14.24.49-36 0.27.39.55-36	0.45.10.40



# XIII OLYMPIC WINTER GAMES LAKE PLACID 1980

## MENS CROSS COUNTRY 15 KM OFFICIAL RESULTS 15 KM LANGLAUF DER HERREN OFFIZIELLE ERGEBNISSE SKI DE FOND-15 KM-HOMMES RESULTATS OFFICIELS

MT. VAN HOEVENBERG

02-17-80

09:00

POS	START NO	NAME	NAT	LAP	TIME, POS	TIME 15 KM
40	1	SIMON Frantisek	TCH	5 KM 10 KM	0.14.24.31-35 0.27.52.22-40	0.45.12.09
41	43	CARMAN Ivo	YUG	5 KM 10 KM	0.14.21.64-33 0.27.41.63-37	0.45.14.32
42	17	DURAND-POUDRET Gerard	FRA	5 KM 10 KM	0.14.40.48-43 0.28.04.85-43	0.45.47.26
43	42	SATO SHIRO	JPN	5 KM 10 KM	0.14.54.45-45 0.28.30.86-44	0.46.15.29
44	20	BECVAR Hilos	TCH	5 KM 10 KM	0.14.30.57-42 0.28.01.55-42	0.46.18.13
45	8	LOCATELLI Dominique	FRA	5 KM 10 KM	0.15.04.66-46 0.28.53.17-45	0.47.06.72
46	25	DJURICIC Tone	YUG	5 KM 10 KM	0.15.16.12-48 0.29.15.63-46	0.47.38.45
47	21	SIGURDSSON Haukur	ISL	5 KM 10 KM	0.15.10.03-47 0.29.21.08-47	0.47.44.00
48	19	DORJ Luvsandash	MGL	5 KM 10 KM	0.15.36.44-50 0.29.47.88-48	0.48.05.78
49	35	MACIVOR Charles Go	GBR	5 KM 10 KM	0.15.37.31-51 0.29.53.75-49	0.48.37.57
50	23	LIN Guanghao	CHN	5 KM 10 KM	0.15.32.87-49 0.29.57.55-50	0.48.38.36
51	13	JOHANNESSON Throstur	ISL	5 KM 10 KM	0.15.40.69-52 0.30.26.65-51	0.49.37.75
52	9	GOODE Michael Al	GBR	5 KM 10 KM	0.15.46.31-53 0.30.47.55-52	0.49.47.20





# XIII OLYMPIC WINTER GAMES LAKE PLACID 1980

## MENS CROSS COUNTRY 15 KM OFFICIAL RESULTS 15 KM LANGLAUF DER HERREN OFFIZIELLE ERGEBNISSE SKI DE FOND-15 KM-HOMMES RESULTATS OFFICIELS

MT. VAN HOEVENBERG

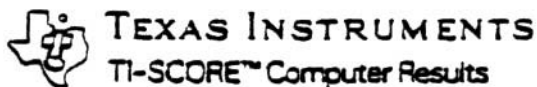
02-17-80

09:00

POS	START NO	NAME	NAT	LAP	TIME, POS	TIME 15 KM
53	28	MORLANS Emiliand	ESP	5 KM 10 KM	0.16.14.23-57 0.30.58.56-54	0.50.42.33
54	32	JONSSON Ingolfur	ISL	5 KM 10 KM	0.16.15.97-58 0.30.57.96-53	0.50.51.50
55	6	GIRO Jose	ESP	5 KM 10 KM	0.16.11.92-55 0.31.09.04-55	0.51.30.06
56	34	JERMAN Marcos Lui	ARG	5 KM 10 KM	0.16.05.10-54 0.31.30.50-56	0.52.02.42
57	24	JACKLIN Philip	GBR	5 KM 10 KM	0.16.12.65-56 0.31.49.22-57	0.52.14.17
58	46	KIM Nam Young	KOR	5 KM 10 KM	0.16.49.87-59 0.32.27.96-58	0.53.05.55
59	18	HWANG Byung-Dae	KOR	5 KM 10 KM	0.16.56.06-60 0.32.29.52-59	0.53.05.60
60	26	JERMAN Martin Tom	ARG	5 KM 10 KM	0.17.09.51-61 0.33.00.95-60	0.53.38.47
61	61	JERMAN Matias Jos	ARG	5 KM 10 KM	0.17.48.94-63 0.34.22.03-61	0.55.50.51

### DID NOT FINISH

16	RUPIL	Giampaolo	ITA
57	KIM	Dons-Hwan	KOR





# XIII OLYMPIC WINTER GAMES LAKE PLACID 1980

MENS CROSS COUNTRY 15 KM OFFICIAL RESULTS  
15 KM LANGLAUF DER HERREN OFFIZIELLE ERGEBNISSE  
SKI DE FOND-15 KM-HOMMES RESULTATS OFFICIELS

MT. VAN HOEVENBERG

02-17-80

09:00

## DIFFERENCE OF ELEVATION

HD : 124 M  
MM : 51 M  
MT : 460 M

## ATMOSPHERIC CONDITIONS

OBSERVED TIME : 0800  
WEATHER : PTLY CLDY  
AIR TEMPERATURE : -18 C  
SNOW TEMPERATURE : -12 C  
WIND DIRECTION : WEST  
WIND VELOCITY : LIGHT

## COMPETITION JURY

MERRILL C ALLISON (USA)

*Merrill C Allison*

BROOMHALL WENDALL (USA)

*Wendall Broomhall*

PETTERSEN BJORGER (CAN)

*Bjorn Pettersen*

PETAJA PAAVO M (FIN)

*Paavo M Petaja*

TEREZCAK JAN (TCH)

*Jan Terezcak*



# XIII OLYMPIC WINTER GAMES LAKE PLACID 1980

## LADIES CROSS COUNTRY 10 KM OFFICIAL RESULTS 10 KM LANGLAUF DER DAMEN OFFIZIELLE ERGEBNISSE SKI DE FOND-10 KM-FEMMES RESULTATS OFFICIELS

MT. VAN HOEVENBERG

02-18-80

09:00

POS	START NO	NAME	NAT	LAP TIME, POS	TIME 10 KM
1	33	PETZOLD Barbara	GDR	5 KM 0.16.29.10-01	0.30.31.54
2	34	RIIHIVUORI Hilikka	FIN	5 KM 0.16.43.26-03	0.30.35.05
3	25	TAKALO Helena	FIN	5 KM 0.16.45.10-04	0.30.45.25
4	38	SMETANINA Raisa	URS	5 KM 0.16.42.97-02	0.30.54.48
5	24	KULAKOVA Galina	URS	5 KM 0.16.51.58-05	0.30.58.46
6	14	BALDYCHEVA Nina	URS	5 KM 0.17.03.54-07	0.31.22.93
7	15	ROSTOCK Marlies	GDR	5 KM 0.17.08.43-09	0.31.28.79
8	23	HESSE Veronika	GDR	5 KM 0.17.07.83-08	0.31.29.14
9	37	JERIOVA Kvetoslava	TCH	5 KM 0.17.15.69-13	0.31.29.55
10	11	OLSSON Eva	SWE	5 KM 0.17.03.34-06	0.31.36.08
11	30	CARLZON-LUNDBAE Lena	SWE	5 KM 0.17.12.47-11	0.31.45.50
12	1	ANDING Carola	GDR	5 KM 0.17.15.59-12	0.31.45.82
13	20	AUNLI Berit	NOR	5 KM 0.17.11.08-10	0.31.46.11
14	4	SUSLOVA Iraida	URS	5 KM 0.17.19.00-15	0.31.48.39
15	19	JOHANSSON Marie	SWE	5 KM 0.17.16.32-14	0.31.48.57
16	27	PALECKOVA Dagmar	TCH	5 KM 0.17.19.40-16	0.32.03.32
17	5	LAMBERG Karin	SWE	5 KM 0.17.22.46-17	0.32.10.44
18	16	HAMALAINEN Marja-Liis	FIN	5 KM 0.17.34.92-19	0.32.22.88
19	12	SVOBODOVA Gabriela	TCH	5 KM 0.17.39.19-21	0.32.23.05



# XIII OLYMPIC WINTER GAMES LAKE PLACID 1980

LADIES CROSS COUNTRY 10 KM OFFICIAL RESULTS  
10 KM LANGLAUF DER DAMEN OFFIZIELLE ERGEBNISSE  
SKI DE FOND-10 KM-FEMMES RESULTATS OFFICIELS

MT. VAN HOEVENBERG

02-18-80

09:00

POS	START NO	NAME		NAT	LAP	TIME, POS	TIME 10 KM
20	18	MYRMAEL	Marit	NOR	5 KM	0.17.33.45-18	0.32.25.14
21	36	RIERMEIER	Susi	FRG	5 KM	0.17.37.31-20	0.32.37.57
22	35	OWEN-SPENCER	Alison	USA	5 KM	0.17.41.64-22	0.32.41.33
23	17	SCHMIDT	Angela E	CAN	5 KM	0.17.53.35-26	0.32.56.13
24	21	FIRTH	Shirley	CAN	5 KM	0.17.48.34-23	0.32.56.87
25	26	PAXSON	Beth	USA	5 KM	0.17.54.62-28	0.33.01.60
26	28	JAEGER	Karin	FRG	5 KM	0.17.52.77-25	0.33.01.76
27	22	KRATZER	Evi	SUI	5 KM	0.17.57.95-29	0.33.03.65
28	10	BANCROFT	Leslie	USA	5 KM	0.17.49.33-24	0.33.04.71
29	8	PAULU	Blanka	TCH	5 KM	0.18.07.48-32	0.33.08.31
30	31	RIIS	Hilde	NOR	5 KM	0.17.54.02-27	0.33.08.68
31	2	SPENCER	Margaret	USA	5 KM	0.18.00.28-31	0.33.13.89
32	6	MAASKOLA	Ulla	FIN	5 KM	0.18.00.03-30	0.33.22.19
33	3	MILLER	Esther R	CAN	5 KM	0.18.16.54-34	0.33.29.03
34	32	GROOTHUYSEN	E Joan	CAN	5 KM	0.18.10.83-33	0.33.31.99
35	29	BOLTON	Colleen	AUS	5 KM	0.18.26.95-36	0.33.56.32
36	13	THOMAS	Cornelia	SUI	5 KM	0.18.26.83-35	0.33.57.94
37	7	PEIKLI	Hege	NOR	5 KM	0.18.33.15-37	0.34.05.03
38	9	REN	Guipins	CHN	5 KM	0.20.58.23-38	0.38.23.45



# XIII OLYMPIC WINTER GAMES LAKE PLACID 1980

LADIES CROSS COUNTRY 10 KM OFFICIAL RESULTS  
10 KM LANGLAUF DER DAMEN OFFIZIELLE ERGEBNISSE  
SKI DE FOND-10 KM-FEMMES RESULTATS OFFICIELS

MT. VAN HOEVENBERG

02-18-80

09:00

## DIFFERENCE OF ELEVATION

HD : 124 M  
MM : 44 M  
MT : 282 M

## ATMOSPHERIC CONDITIONS

OBSERVED TIME : 0800  
WEATHER : LT SNOWING  
AIR TEMPERATURE : -10.5 C  
SNOW TEMPERATURE : -8 C  
WIND DIRECTION : SW  
WIND VELOCITY : 15 KPH

## COMPETITION JURY

MERRILL C ALLISON (USA)

*Merrill C Allison*

BROOMHALL WENDALL (USA)

*Wendall Broomhall*

PETTERSEN BJORGER (CAN)

*Bjorn Pettersen*

KOJOUHAROVA STEFKA (BUL)

*Stefka Kojouharova*

LOWDIN INGA (SWE)

*Inga Lowdin*



# XIII OLYMPIC WINTER GAMES LAKE PLACID 1980

MENS CROSS COUNTRY 4X10 RELAY OFFICIAL RESULTS  
4X10 KM STAFFER, LANGLAUF, HERREN OFFIZIELLE ERGEBNISSE  
SKI DE FOND-4X10 KM-RELAIS-HOMMES RESULTATS OFFICIELS

MT. VAN HOEVENBERG

02-20-80

09:00

POS	TEAM NO	NAME	NAT	LAP TIME	TEAM POS	TOTAL TIME	
1	4	ROCHEV BAZHUKOV BELIAEV ZIMJATOV	Vasili Nikolaj Evgeny Nikolai	URS	0.29.21.41 0.29.52.57 0.29.21.78 0.28.27.70	01 02 01 01	0.59.13.98 1.28.35.76 1.57.03.46
2	3	ERIKSEN AALAND AUNLI BRAA	Lars Erik Per Knut Ove Oddvar	NOR	0.29.45.96 0.29.26.77 0.30.14.80 0.29.18.24	02 01 02 02	0.59.12.73 1.29.27.53 1.58.45.77
3	2	KIRVESNIEMI TEURAJARVI PITKANEN MIETO	Harri Pertti Matti Juha	FIN	0.31.17.45 0.30.17.70 0.30.08.39 0.28.16.64	08 07 05 03	1.01.35.15 1.31.43.54 2.00.00.18
4	6	ZIPFEL MUELLER NOTZ BEHLE	Peter Wolfgang Dieter Jochem	FRG	0.30.57.65 0.30.27.07 0.29.37.29 0.29.20.73	07 04 03 04	1.01.24.72 1.31.02.01 2.00.22.74
5	1	LUNDBAECK ERIKSSON KOHLBERG WASSBERG	Sven-Ake Thomas Benny Thomas	SWE	0.31.39.44 0.29.41.45 0.30.33.62 0.28.48.20	09 03 06 05	1.01.20.89 1.31.54.51 2.00.42.71
6	10	DEZOLT CARRARA CAPITANIO VANZETTA	Maurillo Benedetto Giulio Giorgio	ITA	0.30.15.96 0.31.10.76 0.30.01.62 0.29.41.59	04 05 04 06	1.01.26.72 1.31.28.34 2.01.09.93
7	5	KREUZER HALLENBARTER HAUSER AMBUEHL	Hansueli Konrad Edi Gaudenz	SUI	0.30.37.34 0.30.51.73 0.31.45.12 0.30.22.38	06 06 07 07	1.01.29.07 1.33.14.19 2.03.36.57
8	8	KOCH CALDWELL GALANES DUNKLEE	William Timothy James Stanley	USA	0.29.55.28 0.32.21.54 0.31.17.72 0.30.37.63	03 08 08 08	1.02.16.82 1.33.34.54 2.04.12.17



# XIII OLYMPIC WINTER GAMES LAKE PLACID 1980

MENS CROSS COUNTRY 4X10 RELAY OFFICIAL RESULTS  
4X10 KM STAFFER, LANGLAUF, HERREN OFFIZIELLE ERGEBNISSE  
SKI DE FOND-4X10 KM-RELAIS-HOMMES RESULTATS OFFICIELS

MT. VAN HOEVENBERG

02-20-80

09:00

POS	TEAM NO	NAME	NAT	LAP TIME	TEAM POS	TOTAL TIME	
9	7	SIMON BECVAR SVUB BERAN	Frantisek Hilos Jiri Jiri	TCH	0.30.25.96 0.33.38.63 0.30.42.95 0.29.31.12	05 09 09 09	 1.04.04.59 1.34.47.54 2.04.18.66
10	9	FARGEIX DURAND-POUDRET THIERRY PIERRAT	Paul Gerard Michel Jean-Paul	FRA	0.32.20.65 0.33.15.45 0.32.47.10 0.30.20.41	10 10 10 10	 1.05.36.10 1.38.23.20 2.08.43.61



# XIII OLYMPIC WINTER GAMES LAKE PLACID 1980

MENS CROSS COUNTRY 4X10 RELAY OFFICIAL RESULTS  
4X10 KM STAFFER, LANGLAUF, HERREN OFFIZIELLE ERGEBNISSE  
SKI DE FOND-4X10 KM-RELAIS-HOMMES RESULTATS OFFICIELS

MT. VAN HOEVENBERG

02-20-80

09:00

## DIFFERENCE OF ELEVATION

HD : 177 M  
MM : 76 M  
MT : 315 M

## ATMOSPHERIC CONDITIONS

OBSERVED TIME : 0800  
WEATHER : CLEAR  
AIR TEMPERATURE : -2.5 C  
SNOW TEMPERATURE : -4.5 C  
WIND DIRECTION : WEST  
WIND VELOCITY : LT & VAR

## COMPETITION JURY

MERRILL C ALLISON (USA)

*Merrill C Allison*

BROOMHALL WENDALL (USA)

*Wendall Broomhall*

PETERSEN BJORGER (CAN)

*Bjorger Petersen*

PETAJA PAAVO M (FIN)

*Pavvo M Petaja*

TEREZCAK JAN (TCH)

*Jan Terezcak*





# XIII OLYMPIC WINTER GAMES LAKE PLACID 1980

## LADIES CROSS COUNTRY 4X5 RELAY OFFICIAL RESULTS 4X5 KM STAFFER, LANGLAUF, DAMEN OFFIZIELLE ERGEBNISSE SKI DE FOND-4X5 KM-RELAIS-FEMMES RESULTATS OFFICIELS

MT. VAN HOEVENBERG

02-21-80

09:00

POS	TEAM NO	NAME	NAT	LAP TIME	TEAM POS	TOTAL TIME
1	2	ROSTOCK ANDING HESSE PETZOLD	Marlies Carola Veronika Barbara	GDR   	01 01 01 01	 0.31.30.16 0.46.48.39 1.02.11.10
2	3	BALDYCHEVA ROCHEVA KULAKOVA SMETANINA	Nina Nina Galina Raisa	URS   	02 02 02 02	 0.31.56.61 0.47.46.67 1.03.18.30
3	5	PETTERSEN BOE MYRMAEL AUNLI	Brit Anette Marit Berit	NOR   	03 03 03 03	 0.32.05.26 0.48.21.17 1.04.13.50
4	6	PALECKOVA SVOBODOVA PAULU JERIOVA	Dagmar Gabriela Blanka Kvetoslava	TCH   	05 04 04 04	 0.32.32.63 0.48.44.86 1.04.31.39
5	1	AUROMA HAMALAINEN TAKALO RIIHIVUORI	Marja Marja-Liis Helena Hilkka	FIN   	06 06 06 05	 0.33.10.08 0.49.03.35 1.04.41.28
6	4	JOHANSSON LAMBERG OLSSON CARLZON-LUNDBAE	Marie Karin Eva Lena	SWE   	04 05 05 06	 0.32.33.98 0.48.47.73 1.05.16.32
7	7	OWEN-SPENCER PAXSON BANCROFT SPENCER	Alison Beth Leslie Margaret	USA   	07 07 07 07	 0.33.46.41 0.50.10.93 1.06.55.41
8	8	SCHMIDT FIRTH MILLER GROOTHUYSEN	Angela E Shirley Esther R E Joan	CAN   	08 08 08 08	 0.34.02.11 0.51.10.07 1.07.45.75



# XIII OLYMPIC WINTER GAMES LAKE PLACID 1980

LADIES CROSS COUNTRY 4X5 RELAY OFFICIAL RESULTS  
4X5 KM STAFFER, LANGLAUF, DAMEN OFFIZIELLE ERGEBNISSE  
SKI DE FOND-4X5 KM-RELAIS-FEMMES RESULTATS OFFICIELS

MT. VAN HOEVENBERG

02-21-80

09:00

## DIFFERENCE OF ELEVATION

HD :100 M  
MM : 55 M  
MT :162 M

## ATMOSPHERIC CONDITIONS

OBSERVED TIME :0800  
WEATHER :OVERCAST  
AIR TEMPERATURE :0 C  
SNOW TEMPERATURE :-1.5 C  
WIND DIRECTION :WEST  
WIND VELOCITY :10-15 KPH

## COMPETITION JURY

MERRILL C ALLISON (USA)

*Merrill C Allison*

BROOMHALL WENDAL (USA)

*Wendall Broomhall*

PETTERSEN BJORGER (CAN)

*Bjorger Pettersen*

LOWDIN INGA (SWE)

*Inga Lowdin*

RISTOLAINEN HELKA (FIN)

*Helka Ristolainen*



# XIII OLYMPIC WINTER GAMES LAKE PLACID 1980

## MENS CROSS COUNTRY 50 KM OFFICIAL RESULTS 50 KM LANGLAUF DER HERREN OFFIZIELLE ERGEBNISSE SKI DE FOND-50 KM-HOMMES RESULTATS OFFICIELS

MT. VAN HOEVENBERG

02-23-80

08:30

POS	START NO	NAME	NAT	LAP TIME, POS	TIME 50 KM
1	41	ZIMJATOV Nikolai	URS	12.5 KM 0.36.10.61-04 17.0 KM 0.50.41.09-02 25.0 KM 1.12.38.72-02 42.0 KM 2.04.44.53-01	2.27.24.60
2	38	MIETO Juha	FIN	12.5 KM 0.36.41.78-11 17.0 KM 0.51.52.78-09 25.0 KM 1.14.10.68-08 42.0 KM 2.06.59.40-03	2.30.20.52
3	14	ZAVJALOV Alexandre	URS	12.5 KM 0.35.26.67-01 17.0 KM 0.50.08.43-01 25.0 KM 1.12.35.26-01 42.0 KM 2.06.19.78-02	2.30.51.52
4	47	ERIKSEN Lars Erik	NOR	12.5 KM 0.36.40.17-10 17.0 KM 0.51.40.57-07 25.0 KM 1.14.06.59-07 42.0 KM 2.07.57.88-05	2.30.53.03
5	6	SAVELIEV Serguei	URS	12.5 KM 0.36.04.01-02 17.0 KM 0.51.17.73-04 25.0 KM 1.13.57.35-04 42.0 KM 2.07.39.74-04	2.31.15.82
6	28	BELIAEV Evgeny	URS	12.5 KM 0.36.33.16-05 17.0 KM 0.51.54.17-11 25.0 KM 1.14.34.04-10 42.0 KM 2.08.37.84-06	2.31.21.19
7	20	BRAA Oddvar	NOR	12.5 KM 0.36.39.75-09 17.0 KM 0.51.55.82-12 25.0 KM 1.14.24.59-09 42.0 KM 2.08.56.55-08	2.31.46.83
8	36	LUNDBACK Sven-ake	SWE	12.5 KM 0.36.42.25-12 17.0 KM 0.51.58.31-13 25.0 KM 1.14.56.63-14 42.0 KM 2.09.12.99-09	2.31.59.65



# XIII OLYMPIC WINTER GAMES LAKE PLACID 1980

## MENS CROSS COUNTRY 50 KM OFFICIAL RESULTS 50 KM LANGLAUF DER HERREN OFFIZIELLE ERGEBNISSE SKI DE FOND-50 KM-HOMMES RESULTATS OFFICIELS

MT. VAN HOEVENBERG

02-23-80

08:30

POS	START NO	NAME	NAT	LAP TIME, POS	TIME 50 KM
9	21	AUTIO ASKO	FIN	12.5 KM 0.36.07.75-03 17.0 KM 0.51.24.13-05 25.0 KM 1.13.52.65-03 42.0 KM 2.08.52.26-07	2.32.25.57
10	18	RENGGLI Frans	SUI	12.5 KM 0.36.56.35-15 17.0 KM 0.52.02.45-14 25.0 KM 1.14.47.98-12 42.0 KM 2.09.54.36-12	2.33.27.56
11	33	PITKANEN Matti	FIN	12.5 KM 0.36.46.53-14 17.0 KM 0.52.22.31-16 25.0 KM 1.14.52.72-13 42.0 KM 2.10.12.53-13	2.34.09.04
12	40	PIERRAT Jean-Paul	FRA	12.5 KM 0.36.42.68-13 17.0 KM 0.51.12.99-03 25.0 KM 1.14.02.10-06 42.0 KM 2.09.42.45-11	2.34.13.07
13	37	KOCH William	USA	12.5 KM 0.36.34.33-06 17.0 KM 0.51.36.99-06 25.0 KM 1.14.01.38-05 42.0 KM 2.09.36.82-10	2.34.31.62
14	10	GAEHLER Heinz	SUI	12.5 KM 0.37.29.26-22 17.0 KM 0.53.07.55-22 25.0 KM 1.16.20.65-21 42.0 KM 2.11.40.13-17	2.35.11.20
15	2	BAKKEN Anders	NOR	12.5 KM 0.37.20.07-20 17.0 KM 0.52.47.70-20 25.0 KM 1.16.00.40-19 42.0 KM 2.11.16.41-15	2.35.33.26
16	8	ERIKSSON Thomas	SWE	12.5 KM 0.37.26.89-21 17.0 KM 0.52.40.45-19 25.0 KM 1.15.24.39-18 42.0 KM 2.11.08.33-14	2.36.33.85



# XIII OLYMPIC WINTER GAMES LAKE PLACID 1980

## MENS CROSS COUNTRY 50 KM OFFICIAL RESULTS 50 KM LANGLAUF DER HERREN OFFIZIELLE ERGEBNISSE SKI DE FOND-50 KM-HOMMES RESULTATS OFFICIELS

MT. VAN HOEVENBERG

02-23-80

08:30

POS	START NO	NAME	NAT	LAP	TIME, POS	TIME 50 KM
17	42	LUSZCZEK Jozef	POL	12.5 KM	0.36.37.51-08	2.36.38.05
				17.0 KM	0.51.53.63-10	
				25.0 KM	1.14.57.41-15	
				42.0 KM	2.11.38.54-16	
18	5	TEURAJARVI Pertti	FIN	12.5 KM	0.36.36.70-07	2.36.44.08
				17.0 KM	0.51.50.09-08	
				25.0 KM	1.14.37.86-11	
				42.0 KM	2.12.01.10-19	
19	22	CAPITANIO Giulio	ITA	12.5 KM	0.37.43.55-29	2.37.01.40
				17.0 KM	0.52.57.82-21	
				25.0 KM	1.16.32.49-23	
				42.0 KM	2.13.29.70-22	
20	23	GALANES James	USA	12.5 KM	0.37.17.96-18	2.37.09.64
				17.0 KM	0.52.28.37-18	
				25.0 KM	1.16.06.84-20	
				42.0 KM	2.11.43.55-18	
21	12	ZIPFEL Peter	FRG	12.5 KM	0.37.40.37-28	2.37.09.74
				17.0 KM	0.53.25.31-27	
				25.0 KM	1.17.04.62-29	
				42.0 KM	2.13.06.88-21	
22	46	NOTZ Dieter	FRG	12.5 KM	0.37.12.16-17	2.37.47.41
				17.0 KM	0.52.11.80-15	
				25.0 KM	1.15.19.90-17	
				42.0 KM	2.13.00.44-20	
23	44	BERAN Jiri	TCH	12.5 KM	0.37.33.43-24	2.37.51.58
				17.0 KM	0.53.14.52-24	
				25.0 KM	1.16.28.24-22	
				42.0 KM	2.14.08.32-27	
24	32	SOLLIE Kjell Jaco	NOR	12.5 KM	0.37.31.72-23	2.38.06.07
				17.0 KM	0.53.18.70-25	
				25.0 KM	1.16.59.63-28	
				42.0 KM	2.13.44.09-25	



# XIII OLYMPIC WINTER GAMES LAKE PLACID 1980

## MENS CROSS COUNTRY 50 KM OFFICIAL RESULTS 50 KM LANGLAUF DER HERREN OFFIZIELLE ERGEBNISSE SKI DE FOND-50 KM-HOMMES RESULTATS OFFICIELS

MT. VAN HOEVENBERG

02-23-80

08:30

POS	START NO	NAME	NAT	LAP TIME, POS	TIME 50 KM
17	42	LUSZCZEK Jozef	POL	12.5 KM 0.36.37.51-08 17.0 KM 0.51.53.63-10 25.0 KM 1.14.57.41-15 42.0 KM 2.11.38.54-16	2.36.38.05
18	5	TEURAJARVI Pertti	FIN	12.5 KM 0.36.36.70-07 17.0 KM 0.51.50.09-08 25.0 KM 1.14.37.86-11 42.0 KM 2.12.01.10-19	2.36.44.08
19	22	CAPITANIO Giulio	ITA	12.5 KM 0.37.43.55-29 17.0 KM 0.52.57.82-21 25.0 KM 1.16.32.49-23 42.0 KM 2.13.29.70-22	2.37.01.40
20	23	GALANES James	USA	12.5 KM 0.37.17.96-18 17.0 KM 0.52.28.37-18 25.0 KM 1.16.06.84-20 42.0 KM 2.11.43.55-18	2.37.09.64
21	12	ZIPFEL Peter	FRG	12.5 KM 0.37.40.37-28 17.0 KM 0.53.25.31-27 25.0 KM 1.17.04.62-29 42.0 KM 2.13.06.88-21	2.37.09.74
22	46	NOTZ Dieter	FRG	12.5 KM 0.37.12.16-17 17.0 KM 0.52.11.80-15 25.0 KM 1.15.19.90-17 42.0 KM 2.13.00.44-20	2.37.47.41
23	44	BERAN Jiri	TCH	12.5 KM 0.37.33.43-24 17.0 KM 0.53.14.52-24 25.0 KM 1.16.28.24-22 42.0 KM 2.14.08.32-27	2.37.51.58
24	32	SOLLIE Kjell Jaco	NOR	12.5 KM 0.37.31.72-23 17.0 KM 0.53.18.70-25 25.0 KM 1.16.59.63-28 42.0 KM 2.13.44.09-25	2.38.06.07



# XIII OLYMPIC WINTER GAMES LAKE PLACID 1980

## MENS CROSS COUNTRY 50 KM OFFICIAL RESULTS 50 KM LANGLAUF DER HERREN OFFIZIELLE ERGEBNISSE SKI DE FOND-50 KM-HOMMES RESULTATS OFFICIELS

MT. VAN HOEVENBERG

02-23-80

08:30

POS	START NO	NAME	NAT	LAP	TIME, POS	TIME 50 KM
25	39	PRIMUS Roberto	ITA	12.5 KM	0.37.34.12-25	2.38.10.10
				17.0 KM	0.53.22.43-26	
				25.0 KM	1.16.43.02-26	
				42.0 KM	2.13.55.13-26	
26	24	DECKERT Alf Gerd	GDR	12.5 KM	0.37.44.28-30	2.38.13.53
				17.0 KM	0.53.31.67-29	
				25.0 KM	1.16.32.52-24	
				42.0 KM	2.13.43.01-24	
27	17	SIMON Frantisek	TCH	12.5 KM	0.37.45.37-33	2.39.53.03
				17.0 KM	0.53.42.97-32	
				25.0 KM	1.17.33.14-31	
				42.0 KM	2.15.17.43-29	
28	4	SCHOBEL Franz	FRG	12.5 KM	0.37.44.81-32	2.40.25.96
				17.0 KM	0.53.31.17-28	
				25.0 KM	1.17.12.34-30	
				42.0 KM	2.14.44.31-28	
29	30	SCHNEIDER Josef	FRG	12.5 KM	0.37.50.70-34	2.40.49.68
				17.0 KM	0.53.35.84-30	
				25.0 KM	1.16.53.10-27	
				42.0 KM	2.15.30.66-30	
30	26	SVUB Jiri	TCH	12.5 KM	0.37.36.32-26	2.40.53.94
				17.0 KM	0.53.37.66-31	
				25.0 KM	1.17.34.55-32	
				42.0 KM	2.15.46.93-32	
31	11	THIERRY Michel	FRA	12.5 KM	0.38.12.01-37	2.41.38.26
				17.0 KM	0.53.56.42-34	
				25.0 KM	1.17.36.17-33	
				42.0 KM	2.15.42.90-31	
32	1	POLVARA Gianfranco	ITA	12.5 KM	0.38.05.72-36	2.41.51.58
				17.0 KM	0.54.10.82-35	
				25.0 KM	1.18.03.85-34	
				42.0 KM	2.16.43.51-33	



# XIII OLYMPIC WINTER GAMES LAKE PLACID 1980

## MENS CROSS COUNTRY 50 KM OFFICIAL RESULTS 50 KM LANGLAUF DER HERREN OFFIZIELLE ERGEBNISSE SKI DE FOND-50 KM-HOMMES RESULTATS OFFICIELS

MT. VAN HOEVENBERG

02-23-80

08:30

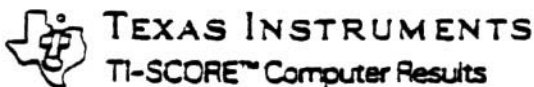
POS	START NO	NAME	NAT	LAP TIME, POS	TIME 50 KM
33	27	DUNKLEE Stanley	USA	12.5 KM 0.37.05.94-16 17.0 KM 0.52.26.26-17 25.0 KM 1.15.06.41-16 42.0 KM 2.13.38.20-23	2.42.20.20
34	35	GUSTAVSSON Erik	SWE	12.5 KM 0.37.39.61-27 17.0 KM 0.53.52.83-33 25.0 KM 1.18.04.59-35 42.0 KM 2.17.51.78-34	2.43.39.93
35	29	FARGEIX Paul	FRA	12.5 KM 0.39.23.79-40 17.0 KM 0.55.30.88-39 25.0 KM 1.19.34.27-37 42.0 KM 2.19.49.48-35	2.45.39.70
36	19	DORJ Luvsandash	MGL	12.5 KM 0.41.18.11-42 17.0 KM 0.58.15.16-41 25.0 KM 1.23.03.32-39 42.0 KM 2.23.17.70-37	2.48.22.97
37	34	SATO SHIRO	JPN	12.5 KM 0.39.47.65-41 17.0 KM 0.56.17.34-40 25.0 KM 1.21.03.12-38 42.0 KM 2.22.23.65-36	2.48.33.02

### DID NOT START

3	JOHANNESSON	Throstur	ISL
13	DJURICIC	Tone	YUG
16	SIGURDSSON	Haukur	ISL
43	BURZANOV	Khristo	BUL

### DID NOT FINISH

7	POIROT	Philippe	FRA
9	PETERSON	Douglas	USA







# XIII OLYMPIC WINTER GAMES LAKE PLACID 1980

MENS CROSS COUNTRY 50 KM OFFICIAL RESULTS  
50 KM LANGLAUF DER HERREN OFFIZIELLE ERGEBNISSE  
SKI DE FOND-50 KM-HOMMES RESULTATS OFFICIELS

MT. VAN HOEVENBERG

02-23-80

08:30

POS	START NO	NAME	NAT	LAP TIME, POS	TIME 50 KM
-----	-------------	------	-----	---------------	---------------

DID NOT FINISH

15	JAEDER	Stig	SWE
25	AMBUEHL	Gaudenz	SUI
31	DEZOLT	Maurillo	ITA
45	HALLENBARTER	Konrad	SUI



# XIII OLYMPIC WINTER GAMES LAKE PLACID 1980

MENS CROSS COUNTRY 50 KM OFFICIAL RESULTS  
50 KM LANGLAUF DER HERREN OFFIZIELLE ERGEBNISSE  
SKI DE FOND-50 KM-HOMMES RESULTATS OFFICIELS

MT. VAN HOEVENBERG

02-23-80

08:30

## DIFFERENCE OF ELEVATION

HD : 124 M  
MM : 51 M  
MT : 1428 M

## ATMOSPHERIC CONDITIONS

OBSERVED TIME : 0800  
WEATHER : OVERCAST  
AIR TEMPERATURE : - 5.0 C  
SNOW TEMPERATURE : - 3.5 C  
WIND DIRECTION : SOUTHWEST  
WIND VELOCITY : 10-15 KPH

## COMPETITION JURY

MERRILL C ALLISON (USA)

BROOMHALL WENDALL (USA)

PETTERSEN BJORGER (CAN)

NILSSON BENGT-HERMAN (SWE)

KAMENSKI VENEDIKT (URS)



# XIII OLYMPIC WINTER GAMES LAKE PLACID 1980

## NORDIC COMBINED 15 KM OFFICIAL RESULTS NORDISCHE KOMBINATION 15 KM OFFIZIELLE ERGEBNISSE COMBINE NORDIQUE 15 KM RESULTATS OFFICIELS

MT. VAN HOEVENBERG

02-19-80

12:00

POS	START NO	NAME		NAT	LAP	TIME, POS	TIME	POINTS
							15 KM	
14	17	LUSTENBERGER	Karl	SUI	5 KM	0.16.01.3-14	0.50.01.1	199.510
					10 KM	0.30.56.7-17		
15	26	ETELALAHTI	Jorma	FIN	5 KM	0.15.50.5-09	0.50.02.4	199.315
					10 KM	0.30.34.2-11		
16	13	BEETSCHEN	Ernst	SUI	5 KM	0.16.07.9-17	0.50.09.2	198.295
					10 KM	0.31.08.6-18		
17	9	WEINBUCH	Hermann	FRG	5 KM	0.15.57.3-12	0.50.14.9	197.440
					10 KM	0.30.49.6-15		
18	14	MIETTINEN	Rauno	FIN	5 KM	0.16.15.7-21	0.50.26.9	195.640
					10 KM	0.31.14.8-19		
19	24	BOEGSETH	Hallstein	NOR	5 KM	0.16.03.5-15	0.50.29.9	195.190
					10 KM	0.30.49.6-14		
20	31	KAWULOK	Stanislaw	POL	5 KM	0.16.29.5-23	0.50.30.9	195.040
					10 KM	0.31.27.0-21		
21	10	DLUGOPOLSKI	Kazimierz	POL	5 KM	0.16.41.8-25	0.50.39.2	193.795
					10 KM	0.31.45.4-22		
22	18	ABEL	Gunter	FRG	5 KM	0.16.08.8-19	0.50.53.7	191.620
					10 KM	0.31.19.5-20		
23	2	SCHWARZ	Hubert	FRG	5 KM	0.16.10.2-20	0.51.54.2	182.545
					10 KM	0.31.52.7-23		
24	19	PAWLUSIAK	Jozef	POL	5 KM	0.17.21.7-29	0.52.04.5	181.000
					10 KM	0.32.33.3-27		
25	5	CRAWFORD	E Gary	USA	5 KM	0.16.24.1-22	0.52.21.3	178.480
					10 KM	0.31.59.0-24		
26	11	KUBOTA	Michio	JPN	5 KM	0.16.48.0-26	0.52.34.4	176.515
					10 KM	0.32.17.6-25		



# XIII OLYMPIC WINTER GAMES LAKE PLACID 1980

## NORDIC COMBINED 15 KM OFFICIAL RESULTS NORDISCHE KOMBINATION 15 KM OFFIZIELLE ERGEBNISSE COMBINE NORDIQUE 15 KM RESULTATS OFFICIELS

MT. VAN HOEVENBERG

02-19-80

12:00

POS	START NO	NAME		NAT	LAP	TIME, POS	TIME	POINTS
							15 KM	
1	20	KARJALAINEN	Jouko	FIN	5 KM	0.15.26.2-03		
					10 KM	0.29.23.9-01	0.47.44.5	220.000
2	1	LEGIERSKI	Jan	POL	5 KM	0.15.36.8-07		
					10 KM	0.29.48.5-05	0.48.00.3	217.630
3	22	KOLCHIN	Fedor	URS	5 KM	0.15.19.6-01		
					10 KM	0.29.40.1-03	0.48.08.8	216.355
4	29	HETTICH	Urban	FRG	5 KM	0.15.24.5-02		
					10 KM	0.29.42.6-04	0.48.09.0	216.325
5	28	SANDBERG	Tom	NOR	5 KM	0.15.32.7-05		
					10 KM	0.29.50.0-06	0.48.19.4	214.765
6	27	MAIOROV	Alexander	URS	5 KM	0.15.30.7-04		
					10 KM	0.29.25.4-02	0.48.19.6	214.735
7	3	KUVAJA	Jukka	FIN	5 KM	0.15.46.8-08		
					10 KM	0.29.53.3-07	0.48.32.2	212.845
8	15	WINKLER	Konrad	GDR	5 KM	0.15.36.3-06		
					10 KM	0.29.57.8-08	0.48.45.7	210.820
9	25	WEHLING	Ulrich	GDR	5 KM	0.15.54.1-10		
					10 KM	0.30.23.8-09	0.49.24.5	205.000
10	8	OMELCHENKO	Sergei	URS	5 KM	0.16.00.7-13		
					10 KM	0.30.36.2-12	0.49.33.6	203.635
11	6	SCHMIEDER	Gunter	GDR	5 KM	0.16.08.7-18		
					10 KM	0.30.49.2-13	0.49.42.0	202.375
12	12	LYNCH	Kerry	USA	5 KM	0.16.04.6-16		
					10 KM	0.30.51.7-16	0.49.44.3	202.030
13	23	DOTZAUER	Uwe	GDR	5 KM	0.15.54.8-11		
					10 KM	0.30.30.9-10	0.49.52.4	200.815



# XIII OLYMPIC WINTER GAMES LAKE PLACID 1980

## NORDIC COMBINED 15 KM OFFICIAL RESULTS NORDISCHE KOMBINATION 15 KM OFFIZIELLE ERGEBNISSE COMBINE NORDIQUE 15 KM RESULTATS OFFICIELS

MT. VAN HOEVENBERG

02-19-80

12:00

POS	START NO	NAME		NAT	LAP	TIME, POS	TIME	POINTS
							15 KM	
27	21	MALMQUIST	Walter	USA	5KM	0.17.05.1-28		
					10KM	0.32.36.3-28	0.52.54.5	173.500
28	4	HANADA	Toshihiro	JPN	5KM	0.17.31.0-30		
					10KM	0.33.37.0-29	0.54.44.2	157.045
29	16	ENGH	Odd Arne	NOR	5KM	0.16.53.9-27		
					10KM	0.32.22.7-26	0.57.56.2	128.245

### DID NOT START

7 GRANLIEN Arne Mor NOR

### DID NOT FINISH

30 DEVECKA Michael USA



# XIII OLYMPIC WINTER GAMES LAKE PLACID 1980

NORDIC COMBINED 15 KM OFFICIAL RESULTS  
NORDISCHE KOMBINATION 15 KM OFFIZIELLE ERGEBNISSE  
COMBINE NORDIQUE 15 KM RESULTATS OFFICIELS

MT. VAN HOEVENBERG

02-19-80

12:00

## DIFFERENCE OF ELEVATION

HD : 124 M  
MM : 51 M  
MT : 460 M


## ATMOSPHERIC CONDITIONS


OBSERVED TIME : 1100  
WEATHER : CLOUDY  
AIR TEMPERATURE : +1 C  
SNOW TEMPERATURE : -5.5 C  
WIND DIRECTION : SW  
WIND VELOCITY : 25-35 KPH

## COMPETITION JURY

MERRILL C ALLISON (USA)

BROOMHALL WENDALL (USA)







PETAJA PAAVO (FIN)


GUNDERSEN GUNNAR (NOR)





MILSSON/BENGT-HERMAN (SWE)







# XIII OLYMPIC WINTER GAMES LAKE PLACID 1980

## NORDIC COMBINED 70 M OFFICIAL RESULTS NORDISCHE KOMBINATION 70 M OFFIZIELLE ERGEBNISSE COMBINE NORDIQUE 70 M RESULTATS COMPLETS

LAKE PLACID, N.Y.

02-18-80

12:30

### COMPETITION

POS	NO	NAME	NAT	VEL.	DIST	D.P.	STYLE POINTS					S.P	POINTS TOTAL	
							A	B	C	D	E			
1	26	WEHLING Ulrich	GDR	89.6	80.0	59.2	17.5	17.0	18.0	17.5	18.0	53.0	112.2	227.2
				89.6	85.0	60.0	18.0	18.0	18.5	18.5	18.5	55.0	115.0	
				89.7	81.0	54.4	15.0	16.0	17.0	16.0	16.0	48.0	102.4	
2	23	MALMQUIST Walter	USA	89.1	79.5	58.4	17.5	17.0	16.5	16.0	16.5	50.0	108.4	221.8
				89.1	84.0	58.4	18.5	18.5	18.0	18.5	18.0	55.0	113.4	
				89.3	80.0	52.8	17.5	18.0	18.0	18.0	17.0	53.5	106.3	0.36
3	7	SCHWARZ Hubert	FRG	89.0	69.0	41.6	14.5	14.0	14.5	15.0	15.0	44.0	85.6	219.6
				89.2	81.0	53.6	17.5	17.5	17.0	17.5	17.5	52.5	106.1	
				89.0	84.5	60.0	18.0	17.5	17.0	18.0	18.0	53.5	113.5	0.51
4	21	DOTZAUER Uwe	GDR	88.8	80.5	60.0	17.0	17.5	18.0	17.0	17.5	52.0	112.0	217.6
				89.1	81.0	53.6	16.5	17.5	17.5	17.5	17.0	52.0	105.6	
				89.3	82.0	56.0	16.0	17.0	16.5	16.0	16.5	49.0	105.0	1.04
5	11	WINKLER Konrad	GDR	88.6	73.0	48.0	16.5	15.5	16.5	16.0	16.5	49.0	97.0	214.5
				89.2	81.0	53.6	17.0	17.0	17.0	17.0	17.0	51.0	104.6	
				89.5	83.5	58.4	17.0	17.5	17.5	17.0	17.0	51.5	109.9	1.25
6	30	LUSTENBERGER Karl	SUI	88.8	77.0	54.4	16.5	17.0	16.5	16.5	17.0	50.0	104.4	212.7
				89.2	83.0	56.8	17.5	17.5	16.5	17.0	17.0	51.5	108.3	
				89.2	80.0	52.8	16.5	17.0	16.5	17.0	17.0	50.5	103.3	1.37
7	12	KARJALAINEN Jouko	FIN	88.9	79.0	57.6	17.0	16.5	17.0	16.0	17.0	50.5	108.1	209.5
				89.1	72.0	39.2	13.0	15.0	15.5	14.5	14.5	44.0	83.2	
				89.4	81.0	54.4	13.0	16.0	16.0	15.5	15.5	47.0	101.4	1.58
8	19	BOEGSETH Hallstein	NOR	88.6	73.0	48.0	16.5	15.5	15.5	15.5	16.0	47.0	95.0	203.8
				88.4	76.5	46.4	17.0	16.5	15.5	16.5	16.0	49.0	95.4	
				88.7	83.5	58.4	17.0	17.0	16.5	16.5	16.5	50.0	108.4	2.36
9	28	SANDBERG Tom	NOR	88.9	72.5	47.2	15.0	15.5	15.0	16.0	16.0	46.5	93.7	203.7
				89.2	81.0	53.6	17.0	17.0	17.0	17.0	17.5	51.0	104.6	
				89.5	78.0	49.6	16.5	16.5	16.5	16.5	16.5	49.5	99.1	2.37





# XIII OLYMPIC WINTER GAMES LAKE PLACID 1980

NORDIC COMBINED 70 M OFFICIAL RESULTS  
 NORDISCHE KOMBINATION 70 M OFFIZIELLE ERGEBNISSE  
 COMBINE NORDIQUE 70 M RESULTATS COMPLETS

LAKE PLACID, N.Y.

02-18-80

12:30

COMPETITION

POS	NO	NAME	NAT	VEL.	DIST	D.P.	STYLE POINTS					S.P	POINTS TOTAL	
							A	B	C	D	E			
10	31	PAWLUSIAK Jozef	POL	89.1	75.0	51.2	16.5	16.0	16.0	15.5	16.0	48.0	99.2	203.6
				89.2	81.5	54.4	16.0	17.0	16.5	16.5	17.0	50.0	104.4	
				89.0	78.0	49.6	16.5	16.5	16.5	16.5	16.5	49.5	99.1	2.38
11	4	SCHMIEDER Gunter	GDR	88.2	75.0	51.2	15.0	15.5	15.5	15.0	16.5	46.0	97.2	201.7
				88.7	79.0	50.4	16.5	16.5	16.0	16.5	16.5	49.5	99.9	
				88.4	80.0	52.8	16.0	16.5	16.0	16.5	16.5	49.0	101.8	2.50
12	8	ENGH Odd Arne	NOR	88.7	62.5	31.2	14.0	13.0	13.5	13.0	13.0	39.5	70.7	199.9
				89.0	79.0	50.4	17.0	16.5	16.5	16.0	16.5	49.5	99.9	
				88.8	79.5	52.0	16.0	16.5	15.0	16.0	16.0	48.0	100.0	3.02
13	25	MAIOROV Alexander	URS	88.8	68.0	40.0	15.0	15.5	15.5	15.0	14.5	45.5	85.5	194.4
				88.4	75.5	44.8	16.0	17.0	16.5	17.5	16.5	50.0	94.8	
				88.9	78.0	49.6	16.5	17.0	16.5	17.0	16.5	50.0	99.6	3.39
14	24	ETELALAHTI Jorma	FIN	88.6	72.0	46.4	15.0	15.5	15.5	15.0	15.0	45.5	91.9	192.6
				88.5	79.5	51.2	16.0	16.5	16.5	17.0	16.5	49.5	100.7	
				88.8	74.5	44.0	15.5	15.5	16.0	16.0	16.0	47.5	91.5	3.51
15	17	HANADA Toshihiro	JPN	88.1	73.0	48.0	17.5	16.0	15.5	16.5	17.0	49.5	97.5	192.1
				88.2	73.0	40.8	14.5	15.5	15.0	15.5	15.0	45.5	86.3	
				88.2	78.0	49.6	14.5	15.0	14.5	15.5	15.5	45.0	94.6	3.54
16	27	KUBOTA Michio	JPN	88.5	68.0	40.0	14.5	14.5	14.5	14.0	14.5	43.5	83.5	187.9
				88.4	78.5	49.6	16.5	17.0	16.5	16.5	17.5	50.0	99.6	
				88.6	72.5	40.8	16.0	15.5	15.5	16.0	16.0	47.5	88.3	4.22
17	3	WEINBUCH Hermann	FRG	88.8	73.5	48.8	16.0	15.5	15.0	15.5	16.0	47.0	95.8	187.8
				89.1	75.0	44.0	16.0	16.0	15.5	16.0	16.0	48.0	92.0	
				88.9	75.0	44.8	15.5	16.0	15.0	16.0	15.5	47.0	91.8	4.23
18	29	ABEL Gunter	FRG	88.4	66.0	36.8	14.5	14.0	14.0	14.0	13.5	42.0	78.8	184.9
				89.6	72.5	40.0	14.5	15.5	15.0	16.0	16.0	46.5	86.5	
				89.6	78.5	50.4	16.0	16.0	16.0	17.0	16.0	48.0	98.4	4.42



# XIII OLYMPIC WINTER GAMES LAKE PLACID 1980

## NORDIC COMBINED 70 M OFFICIAL RESULTS NORDISCHE KOMBINATION 70 M OFFIZIELLE ERGEBNISSE COMBINE NORDIQUE 70 M RESULTATS COMPLETS

LAKE PLACID, N.Y.

02-18-80

12:30

### COMPETITION

POS	NO	NAME	NAT	VEL.	DIST	D.P.	STYLE POINTS					S.P	POINTS TOTAL	
							A	B	C	D	E			
19	1	LEGIERSKI Jan	POL	88.7	74.5	50.4	14.0	14.5	15.0	13.5	15.0	43.5	93.9	183.3
				88.6	74.0	42.4	16.0	15.5	15.5	15.0	16.0	47.0	89.4	
				89.0	71.0	38.4	14.0	15.0	14.0	15.0	15.0	44.0	82.4	
20	16	LYNCH Kerry	USA	88.4	69.0	41.6	16.0	15.5	14.0	15.0	15.5	46.0	87.6	180.3
				88.3	74.5	43.2	16.5	16.5	16.5	16.5	16.5	49.5	92.7	
				88.4	72.0	40.0	14.5	15.5	13.5	15.5	15.0	45.0	85.0	
21	10	OMELCHENKO Sergei	URS	89.1	67.5	39.2	13.0	14.5	13.5	14.5	14.0	42.0	81.2	176.3
				89.6	72.5	40.0	14.5	15.5	15.0	14.5	15.5	45.0	85.0	
				89.4	75.0	44.8	14.5	16.0	15.5	15.5	15.5	46.5	91.3	
22	13	DEVECKA Michael	USA	88.7	69.0	41.6	16.0	15.0	15.5	16.0	15.5	47.0	88.6	174.5
				89.1	71.5	38.4	15.5	16.0	16.0	16.0	15.5	47.5	85.9	
				89.4	69.0	35.2	14.5	15.0	16.0	16.0	14.5	45.5	80.7	
23	14	HETTICH Urban	FRG	89.0	66.0	36.8	13.5	14.0	14.5	15.0	13.5	42.0	78.8	174.2
				89.0	75.0	44.0	16.0	16.5	15.5	15.5	16.0	47.5	91.5	
				89.3	71.5	39.2	14.0	15.0	14.5	14.5	14.5	43.5	82.7	
24	15	MIETTINEN Rauno	FIN	89.0	67.0	38.4	15.0	15.0	15.0	16.0	15.5	45.5	83.9	171.9
				88.6	72.5	40.0	16.0	16.0	16.5	16.0	16.0	48.0	88.0	
				88.9	71.0	38.4	13.5	15.0	14.0	15.5	14.5	43.5	81.9	
25	9	DLUGOPOLSKI Kazimierz	POL	88.6	62.5	31.2	15.5	14.0	14.5	14.5	13.0	43.0	74.2	171.1
				88.7	70.0	36.0	14.5	15.5	15.0	15.5	15.0	45.5	81.5	
				89.0	73.0	41.6	15.5	15.5	16.5	17.0	16.0	48.0	89.6	
26	22	KOLCHIN Fedor	URS	89.1	70.0	43.2	15.0	15.5	15.0	15.5	15.0	45.5	88.7	171.0
				89.0	68.5	33.6	13.0	15.5	15.0	15.0	14.5	44.5	78.1	
				89.4	70.0	36.8	14.5	15.5	15.0	16.0	15.0	45.5	82.3	
27	20	BEETSCHEN Ernst	SUI	88.7	63.5	32.8	13.0	13.5	12.5	14.0	13.0	39.5	72.3	170.3
				88.5	73.0	40.8	15.5	16.0	14.5	15.5	15.5	46.5	87.3	
				89.0	72.0	40.0	14.0	15.0	14.0	14.5	14.5	43.0	83.0	



# XIII OLYMPIC WINTER GAMES LAKE PLACID 1980

NORDIC COMBINED 70 M OFFICIAL RESULTS  
NORDISCHE KOMBINATION 70 M OFFIZIELLE ERGEBNISSE  
COMBINE NORDIQUE 70 M RESULTATS COMPLETS

LAKE PLACID, N.Y.

02-18-80

12:30

## COMPETITION

POS	NO	NAME	NAT	VEL.	DIST	D.P.	STYLE POINTS					S.P	POINTS TOTAL	
							A	B	C	D	E			
28	18	KAWULOK Stanislaw	POL	88.3	63.0	32.0	14.5	14.0	14.5	15.0	13.5	43.0	75.0	169.1
				88.4	71.5	38.4	14.5	15.5	14.0	15.0	15.0	44.5	82.9	
				88.1	71.5	39.2	16.0	15.5	15.0	16.0	15.5	47.0	86.2	6.28
29	2	CRAWFORD E Gary	USA	88.8	66.0	36.8	14.0	14.0	14.0	14.5	14.0	42.0	78.8	161.7
				89.5	69.0	34.4	14.0	14.5	14.0	14.5	14.5	43.0	77.4	
				89.8	71.0	38.4	15.0	14.5	14.0	15.5	15.0	44.5	82.9	7.17
30	5	GRANLIEN Arne Morte	NOR	88.5	65.5	36.0	14.0	13.0	13.5	13.5	13.0	40.0	76.0	158.5
				88.9	70.0	36.0	14.5	15.5	14.0	15.0	15.0	44.5	80.5	
				89.2	69.5	36.0	14.0	14.0	14.0	14.5	14.0	42.0	78.0	7.38
31	6	KUVAJA Jukka	FIN	89.0	61.0	28.8	12.5	12.0	13.0	13.0	12.0	37.5	66.3	155.0
				88.9	68.5	33.6	14.0	15.5	14.5	15.0	14.5	44.0	77.6	
				88.7	68.5	34.4	14.0	14.0	14.5	15.0	14.5	43.0	77.4	8.02



# XIII OLYMPIC WINTER GAMES LAKE PLACID 1980

## NORDIC COMBINED 70 M OFFICIAL RESULTS NORDISCHE KOMBINATION 70 M OFFIZIELLE ERGEBNISSE COMBINE NORDIQUE 70 M RESULTATS COMPLETS

LAKE PLACID, N.Y.

02-18-80

12:30

ATMOSPHERIC CONDITIONS	- 1ST -	- 2ND -	- 3RD -
OBSERVED TIME	12:30	13:05	14:00
AIR TEMPERATURE	-8 C	-6 C	-6 C
SNOW TEMPERATURE			
SNOW	FLURRIES	CLEAR	CLEAR
WIND DIRECTION	WSW	WEST	WEST
WIND VELOCITY	20-30 KPH	20 KPH	10-20 KPH

### \*\*\* JUDGES \*\*\*

- A MAGNUSSON, ERIC (SWE)
- B TATARINZEV, VALERIJ (URS)
- C MANN, HEINZ (GDR)
- D ROGERS, FRED (USA)
- E NAKUMURA, KEIHI (JPN)

### \*\*\* JURY \*\*\*

TECHNICAL DELEGATE

GUNDERSON, GUNDEL (NOR)

REPRESENTATIVE OF RACE COMMITTEE

RAAUM, GUSTAV (USA)

ONE OF THE JUDGES

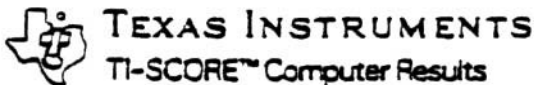
MAGNUSSON, ERIC (SWE)

COACH FROM HOST COUNTRY

PAGE, J. (USA)

COACH FROM PARTICIPATING COUNTRY

HOFER G. (GDR)





# XIII OLYMPIC WINTER GAMES LAKE PLACID 1980

SPECIAL SKI JUMP 70 M OFFICIAL RESULTS  
SPEZIALSPRINGEN 70 M OFFIZIELLE ERGEBNISSE  
SAUT A SKI SPECIAL 70 M RESULTATS COMPLETS

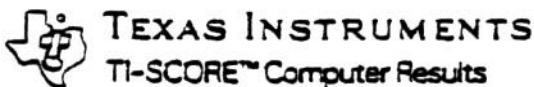
LAKE PLACID, N.Y.

02-17-80

13:00

## COMPETITION

POS	NO	NAME	NAT	VEL.	DIST	D.P.	STYLE POINTS					S.P	POINTS	TOTAL
							A	B	C	D	E			
1	20	INNAUER Anton	AUT	87.2	89.0	77.6	18.5	18.0	18.0	18.0	18.0	54.0	131.6	266.3
				87.7	90.0	79.2	18.5	19.0	18.5	18.5	18.0	55.5	134.7	
2	17	DECKERT Manfred	GDR	88.2	85.0	71.2	17.0	16.5	17.5	17.0	16.5	50.5	121.7	249.2
				88.2	88.0	76.0	17.5	17.0	18.5	17.0	17.0	51.5	127.5	
2	30	YAGI Hirokazu	JPN	87.2	87.0	74.4	18.0	18.5	18.5	18.0	16.5	54.5	128.9	249.2
				87.1	83.5	68.8	17.0	17.5	17.5	17.0	16.5	51.5	120.3	
4	41	AKIMOTO Masahiro	JPN	87.2	83.5	68.8	17.0	17.5	17.5	18.0	17.0	52.0	120.8	248.5
				87.7	87.5	75.2	17.5	18.0	17.5	17.5	17.0	52.5	127.7	
5	46	KOKKONEN Pentti	FIN	87.7	86.0	72.8	19.0	18.0	18.0	18.0	17.5	54.0	126.8	247.6
				88.2	83.5	68.8	17.0	17.0	17.5	17.5	17.5	52.0	120.8	
6	36	NEUPER Hubert	AUT	88.1	82.5	67.2	16.5	17.0	16.5	16.5	15.0	49.5	116.7	245.5
				87.6	88.5	76.8	16.5	18.5	18.0	17.0	17.0	52.0	128.8	
7	2	GROYER Alfred	AUT	87.7	85.5	72.0	17.5	17.5	17.5	17.5	16.5	52.5	124.5	245.3
				88.1	83.5	68.8	17.5	17.0	17.0	17.5	17.5	52.0	120.8	
8	28	TORMANEN Jouko	FIN	87.5	83.0	68.0	17.0	17.0	17.0	17.5	16.5	51.0	119.0	243.5
				88.0	85.5	72.0	17.5	18.0	17.5	17.5	16.5	52.5	124.5	
9	43	SUMI Hansjoerg	SUI	87.5	83.0	68.0	16.5	16.0	17.0	16.5	16.5	49.5	117.5	242.6
				87.9	86.5	73.6	17.0	17.0	17.5	17.0	18.0	51.5	125.1	
10	42	BOBAK Stanislaw	POL	88.1	86.0	72.8	17.0	17.5	17.5	17.5	16.5	52.0	124.8	242.2
				88.4	82.0	66.4	17.0	17.0	17.0	17.0	16.5	51.0	117.4	
11	6	WEBER Martin	GDR	88.0	83.0	68.0	16.5	17.5	17.0	17.0	16.5	50.5	118.5	236.8
				88.2	83.5	68.8	16.5	16.5	17.0	16.5	16.5	49.5	118.3	
12	11	KOGLER Armin	AUT	88.4	85.0	71.2	17.5	17.5	17.5	17.0	16.5	52.0	123.2	234.8
				88.9	79.0	61.6	17.0	16.5	16.5	17.0	16.0	50.0	111.6	





# XIII OLYMPIC WINTER GAMES LAKE PLACID 1980

SPECIAL SKI JUMP 70 M OFFICIAL RESULTS  
SPEZIALSPRINGEN 70 M OFFIZIELLE ERGEBNISSE  
SAUT A SKI SPECIAL 70 M RESULTATS COMPLETS

LAKE PLACID, N.Y.

02-17-80

13:00

## COMPETITION

POS	NO	NAME	NAT	VEL.	DIST	D.P.	STYLE POINTS					S.P	POINTS	TOTAL
							A	B	C	D	E			
13	12	RUUD Roger	NOR	88.1	81.0	64.8	16.5	16.0	16.5	16.0	16.0	48.5	113.3	234.2
				87.9	84.5	70.4	16.5	17.0	17.5	16.5	17.0	50.5	120.9	
14	40	SAETRE Johan	NOR	88.1	83.0	68.0	16.5	17.5	16.5	17.0	16.5	50.0	118.0	231.8
				88.4	81.0	64.8	16.5	16.5	16.5	16.0	15.5	49.0	113.8	
15	44	GLASS Henry	GDR	87.9	81.0	64.8	16.5	17.0	16.5	17.0	16.0	50.0	114.8	231.4
				88.6	81.5	65.6	17.0	16.5	17.0	17.0	17.0	51.0	116.6	
16	15	PUIKKONEN Jari	FIN	87.0	81.0	64.8	17.0	17.0	17.0	17.0	17.0	51.0	115.8	227.5
				87.9	80.0	63.2	16.0	15.5	16.5	16.0	16.5	48.5	111.7	
17	9	DAVIS Jeffrey	USA	88.2	80.0	63.2	14.0	15.0	14.0	14.5	13.5	42.5	105.7	226.3
				88.1	84.0	69.6	17.0	17.0	17.0	17.5	17.0	51.0	120.6	
18	19	BERGERUD Per	NOR	87.7	80.0	63.2	15.5	16.0	16.5	16.0	15.0	47.5	110.7	224.0
				88.2	81.0	64.8	16.0	16.5	17.0	16.0	16.0	48.5	113.3	
19	47	LEITNER Peter	FRG	87.3	81.0	64.8	16.5	16.5	17.5	16.5	16.0	49.5	114.3	223.0
				87.5	77.5	59.2	16.5	16.0	17.5	16.5	16.5	49.5	108.7	
20	31	DANNEBERG Jochen	GDR	88.0	83.5	68.8	16.5	17.0	17.0	16.5	16.5	50.0	118.8	222.7
				88.4	77.0	58.4	15.0	15.5	16.0	15.0	14.5	45.5	103.9	
21	35	BOROVITIN Aleksi	URS	87.4	80.5	64.0	17.0	17.0	17.0	17.5	16.5	51.0	115.0	220.3
				88.1	76.0	56.8	16.0	16.0	16.5	16.5	16.0	48.5	105.3	
22	33	SKODA Leos	TCH	88.5	75.0	55.2	15.0	15.0	15.5	16.0	15.0	45.5	100.7	219.7
				88.2	83.0	68.0	17.0	17.0	17.5	17.0	16.5	51.0	119.0	
23	48	MCNEILL Chris	USA	87.4	79.0	61.6	16.0	16.5	16.5	16.0	16.0	48.5	110.1	212.5
				87.7	74.5	54.4	16.0	16.0	16.5	16.0	15.5	48.0	102.4	
24	38	MOULLIER Bernard	FRA	87.0	79.0	61.6	16.0	15.5	15.5	15.5	15.5	46.5	108.1	210.5
				87.2	77.0	58.4	14.5	15.0	14.5	15.0	14.5	44.0	102.4	



# XIII OLYMPIC WINTER GAMES LAKE PLACID 1980

## SPECIAL SKI JUMP 70 M OFFICIAL RESULTS SPEZIALSPRINGEN 70 M OFFIZIELLE ERGEBNISSE SAUT A SKI SPECIAL 70 M RESULTATS COMPLETS

LAKE PLACID, N.Y.

02-17-80

13:00

### COMPETITION

POS	NO	NAME	NAT	VEL.	DIST	D.P.	STYLE POINTS					S.P	POINTS	TOTAL
							A	B	C	D	E			
25	22	SCHWARZ Hubert	FRG	87.9	80.0	63.2	16.5	16.5	17.0	17.0	16.0	50.0	113.2	209.1
				88.0	72.0	50.4	15.0	14.5	16.5	16.0	14.5	45.5	95.9	
26	1	MAKI Jim	USA	87.6	81.0	64.8	16.5	16.5	16.0	16.5	15.5	49.0	113.8	208.7
				88.2	72.0	50.4	15.0	14.0	15.0	15.5	14.5	44.5	94.9	
27	7	MOBEKK Ivar	NOR	88.2	74.0	53.6	15.0	14.0	16.0	14.0	15.0	44.0	97.6	208.6
				88.4	80.5	64.0	15.0	15.5	16.0	16.0	15.5	47.0	111.0	
28	34	COLLINS Stephen	CAN	86.9	81.0	64.8	16.0	15.5	16.5	14.5	15.5	47.0	111.8	207.7
				87.8	72.0	50.4	15.0	14.5	15.5	15.5	15.0	45.5	95.9	
29	16	KAWABATA Takafumi	JPN	87.0	79.0	61.6	16.5	16.5	16.5	17.0	16.0	49.5	111.1	207.2
				87.6	71.5	49.6	15.0	14.5	16.0	16.0	15.5	46.5	96.1	
30	32	KAYHKO Tauno	CAN	87.4	78.5	60.8	16.5	16.0	16.0	16.0	16.0	48.0	108.8	205.4
				87.0	71.5	49.6	16.0	14.5	15.0	16.0	16.0	47.0	96.6	
31	26	VLASOV Vladimir	URS	87.7	80.0	63.2	15.0	15.0	16.0	16.0	14.5	46.0	109.2	204.8
				86.9	71.5	49.6	15.0	14.5	15.5	15.5	15.5	46.0	95.6	
32	5	YLIANTTILA Kari	FIN	87.1	76.0	56.8	16.0	15.5	16.5	16.5	16.5	49.0	105.8	203.2
				87.6	72.0	50.4	16.0	15.0	16.0	16.0	15.0	47.0	97.4	
33	13	IVANOV Yuri	URS	87.2	71.0	48.8	15.0	14.0	15.5	15.0	15.0	45.0	93.8	200.3
				87.5	78.0	60.0	15.5	15.5	16.5	15.0	15.5	46.5	106.5	
34	37	HOLMLUND Jan	SWE	87.2	75.0	55.2	16.5	15.5	15.5	15.5	15.0	46.5	101.7	195.5
				87.4	71.0	48.8	15.0	14.0	15.5	15.0	15.0	45.0	93.8	
35	29	COLIN Gerard	FRA	87.6	69.5	46.4	13.5	13.5	14.0	14.5	14.0	41.5	87.9	193.8
				87.1	77.0	58.4	14.5	16.0	16.5	16.0	15.5	47.5	105.9	
36	24	DENNEY James	USA	87.9	70.0	47.2	16.0	14.5	14.5	16.0	15.5	46.0	93.2	192.9
				87.9	75.0	55.2	15.0	14.5	15.0	15.5	13.5	44.5	99.7	



# XIII OLYMPIC WINTER GAMES LAKE PLACID 1980

SPECIAL SKI JUMP 70 M OFFICIAL RESULTS  
SPEZIALSPRINGEN 70 M OFFIZIELLE ERGEBNISSE  
SAUT A SKI SPECIAL 70 M RESULTATS COMPLETS

LAKE PLACID, N.Y.

02-17-80

13:00

## COMPETITION

POS	NO	NAME	NAT	VEL.	DIST	D.P.	STYLE POINTS					S.P	POINTS	TOTAL
							A	B	C	D	E			
37	23	MOESCHING Robert	SUI	87.0 88.0	74.0 73.0	53.6 52.0	14.5 14.5	14.5 14.0	15.0 15.5	14.5 14.0	15.0 14.5	44.0 43.0	97.6 95.0	192.6
38	45	TOMASI Lido	ITA	87.6 87.2	72.0 74.0	50.4 53.6	14.0 14.5	14.5 15.0	14.5 15.5	14.5 15.0	13.5 16.0	43.0 45.5	93.4 99.1	192.5
39	21	SAMEK Josef	TCH	86.9 88.3	67.5 79.0	43.2 61.6	14.0 14.5	13.0 15.5	14.0 14.5	13.5 15.0	14.5 13.0	41.5 44.0	84.7 105.6	190.3
40	18	PAWLUSIAK Stanislaw	POL	87.4 87.3	72.0 70.0	50.4 47.2	15.5 13.0	14.5 13.5	14.5 13.5	15.5 14.5	14.5 14.0	44.5 41.0	94.9 88.2	183.1
41	8	BULAU Horst	CAN	87.5 87.6	64.5 75.0	38.4 55.2	14.5 15.0	13.0 14.5	13.5 15.5	14.0 15.5	13.5 15.0	41.0 45.5	79.4 100.7	180.1
42	3	AIZAWA Hiroyasu	JPN	87.2 87.4	69.5 68.0	46.4 44.0	14.5 14.5	13.5 13.0	14.0 15.5	13.5 16.0	14.5 14.5	42.0 44.5	88.4 88.5	176.9
43	14	EGLOFF Paul	SUI	87.7 87.8	65.0 70.5	39.2 48.0	14.0 14.5	13.0 14.0	13.5 14.5	14.5 15.5	13.5 14.5	41.0 43.5	80.2 91.5	171.7
44	25	TEPES Miran	YUG	87.7 87.7	66.0 71.0	40.8 48.8	12.0 14.5	12.5 14.0	12.5 15.5	12.5 15.5	13.0 14.5	37.5 44.5	78.3 93.3	171.6
45	10	BENEDIK Brane	YUG	87.3 87.7	62.0 67.5	34.4 43.2	13.0 12.0	12.0 12.0	12.0 11.0	14.0 12.0	12.0 11.0	37.0 35.0	71.4 78.2	149.6
46	4	SHAKIROV Andrei	URS	86.7 87.2	61.0 63.5	32.8 36.8	14.0 12.0	12.5 12.0	13.5 14.0	13.5 12.5	13.0 13.0	40.0 37.5	72.8 74.3	147.1
47	27	FIJAS Piotr	POL	87.9 88.3	79.5 59.0	62.4 29.6	16.0 1.0	15.5 1.5	16.5 1.5	15.5 2.0	15.0 2.0	47.0 5.0	109.4 34.6	144.0
48	39	NORCIC Bogdan	YUG	87.7 87.0	55.0 62.0	23.2 34.4	9.0 12.5	11.0 12.5	10.0 14.0	8.5 13.5	8.0 13.5	27.5 39.5	50.7 73.9	124.6





# XIII OLYMPIC WINTER GAMES LAKE PLACID 1980

SPECIAL SKI JUMP 70 M OFFICIAL RESULTS  
SPEZIALSPRINGEN 70 M OFFIZIELLE ERGEBNISSE  
SAUT A SKI SPECIAL 70 M RESULTATS COMPLETS

LAKE PLACID, N.Y.

02-17-80

13:00

## ATMOSPHERIC CONDITIONS

- 1ST -

- 2ND -

OBSERVED TIME

13:00

14:05

AIR TEMPERATURE

-14 C

-13 C

SNOW TEMPERATURE

SNOW

WIND DIRECTION

WEST

NW

WIND VELOCITY

16 KPH

18 KPH


### \*\*\* JUDGES \*\*\*

- A MAGNUSSON, ERIC (SWE)
- B NAKAMURA, KEIHI (JPN)
- C SCHNELLER, WALTER (FRG)
- D ROGERS, FRED (USA)
- E KRZANARIC, PAVEL (YUG)

### \*\*\* JURY \*\*\*


TECHNICAL DELEGATE

PEPEUNIG, EMMERICH (AUT)

  
-----

ONE OF THE JUDGES

NAKAMURA, KEIHI (JPN)

  
-----

REPRESENTATIVE OF RACE COMMITTEE

RAAUM, GUSTAV (USA)

  
-----

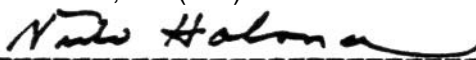
COACH FROM HOST COUNTRY

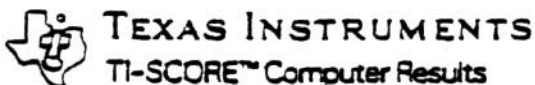
KOTLAREK, GLENN (USA)

  
-----

COACH FROM PARTICIPATING COUNTRY

HALONEN, N. (FIN)

  
-----





# XIII OLYMPIC WINTER GAMES LAKE PLACID 1980

SPECIAL SKI JUMP 90 M OFFICIAL RESULTS  
SPEZIALSPRINGEN 90 M OFFIZIELLE ERGEBNISSE  
SAUT A SKI SPECIAL 90 M RESULTATS COMPLETS

LAKE PLACID, N.Y.

02-23-80

13:00

## COMPETITION

POS	NO	NAME	NAT	VEL.	DIST	D.P.	STYLE POINTS					S.P	POINTS	TOTAL
							A	B	C	D	E			
1	24	TORMANEN Jouko	FIN	96.7	114.5	77.5	19.0	18.5	19.0	18.5	18.5	56.0	133.5	271.0
				96.4	117.0	31.0	18.5	19.0	19.0	18.0	19.0	56.5	137.5	
2	10	NEUPER Hubert	AUT	97.1	113.0	75.4	18.0	19.0	18.5	18.0	18.0	54.5	129.9	262.4
				97.0	114.5	77.5	18.5	18.0	18.5	18.0	18.5	55.0	132.5	
3	15	PUIKKONEN Jari	FIN	96.5	110.5	71.9	18.0	18.0	18.5	19.0	17.5	54.5	126.4	248.5
				96.5	108.5	69.1	17.5	17.5	18.0	17.5	18.0	53.0	122.1	
4	33	INNAUER Anton	AUT	96.2	110.0	71.2	18.0	18.5	19.0	18.0	18.5	55.0	126.2	245.7
				96.2	107.0	67.0	17.5	17.5	17.5	17.5	17.5	52.5	119.5	
5	49	KOGLER Armin	AUT	97.3	110.0	71.2	17.5	17.0	17.5	17.5	17.5	52.5	123.7	245.6
				97.2	108.0	68.4	18.5	17.5	18.0	17.0	18.0	53.5	121.9	
6	13	RUUD Roger	NOR	96.8	110.0	71.2	17.0	17.0	17.5	17.0	17.5	51.5	122.7	243.0
				97.3	109.0	69.8	17.0	16.5	17.0	16.5	17.5	50.5	120.3	
7	39	SUMI Hansjoerg	SUI	96.5	117.0	81.0	18.0	18.0	18.0	18.0	17.5	54.0	135.0	242.7
				96.6	100.0	57.2	17.0	17.0	17.0	16.5	16.5	50.5	107.7	
8	32	DENNEY James	USA	96.6	109.0	69.8	18.5	18.0	18.0	18.0	17.5	54.0	123.8	239.1
				96.6	104.0	62.8	18.5	17.5	17.5	17.5	17.5	52.5	115.3	
9	48	COLLINS Stephen	CAN	95.9	112.5	74.7	17.5	17.0	17.5	17.0	17.5	52.0	126.7	238.4
				95.8	102.5	60.7	17.0	17.0	17.0	16.5	17.0	51.0	111.7	
10	44	AKIMOTO Masahiro	JPN	96.3	104.0	62.8	17.0	17.0	17.0	16.5	17.0	51.0	113.8	234.7
				96.4	108.0	68.4	17.5	17.5	17.5	17.5	17.5	52.5	120.9	
11	19	GLASS Henry	GDR	97.5	93.5	55.1	18.0	17.5	16.5	16.5	16.5	50.5	105.6	232.0
				97.1	110.5	71.9	19.0	18.0	18.5	17.5	18.0	54.5	126.4	
12	37	KOKKONEN Pentti	FIN	96.7	105.0	64.2	17.0	17.0	17.0	16.5	17.0	51.0	115.2	230.9
				96.9	105.0	64.2	16.0	17.0	17.5	17.0	17.5	51.5	115.7	





# XIII OLYMPIC WINTER GAMES LAKE PLACID 1980

SPECIAL SKI JUMP 90 M OFFICIAL RESULTS  
SPEZIALSPRINGEN 90 M OFFIZIELLE ERGEBNISSE  
SAUT A SKI SPECIAL 90 M RESULTATS COMPLETS

LAKE PLACID, N.Y.

02-23-80

13:00

## COMPETITION

POS	NO	NAME	NAT	VEL.	DIST	D.P.	STYLE POINTS					S.P	POINTS	TOTAL
							A	B	C	D	E			
13	7	YLIANTTILA Kari	FIN	97.2	102.0	60.0	16.5	17.0	17.0	17.0	17.0	51.0	111.0	229.1
				96.8	106.0	65.6	17.5	17.5	17.5	17.0	17.5	52.5	118.1	
14	46	FIJAS Piotr	POL	96.8	107.0	67.0	17.0	17.0	17.5	17.0	17.0	51.0	118.0	226.1
				96.9	101.0	58.6	16.5	16.5	16.0	16.5	17.0	49.5	108.1	
15	41	OSTWALD Klaus	GDR	96.9	107.0	67.0	18.0	17.5	17.0	17.0	17.5	52.0	119.0	225.1
				96.7	98.5	55.1	17.0	17.0	17.0	16.5	17.5	51.0	106.1	
16	25	BERGERUD Per	NOR	97.1	108.0	68.4	17.5	17.5	17.5	17.0	17.5	52.5	120.9	224.8
				96.6	98.0	54.4	16.5	17.0	16.5	16.5	16.5	49.5	103.9	
17	34	MOESCHING Robert	SUI	97.2	108.0	68.4	16.5	16.5	17.0	17.0	16.5	50.0	118.4	222.5
				96.7	98.5	55.1	16.5	16.5	16.5	16.0	16.0	49.0	104.1	
18	21	LEITNER Peter	FRG	95.5	106.0	65.6	17.0	17.0	17.0	17.0	17.5	51.0	116.6	221.5
				95.4	98.0	54.4	16.5	17.5	16.5	16.5	17.5	50.5	104.9	
19	22	YAGI Hirokazu	JPN	96.3	96.5	52.3	17.0	17.0	16.5	17.0	17.0	51.0	103.3	220.2
				95.6	105.5	64.9	17.5	17.5	17.0	17.0	17.5	52.0	116.9	
20	29	DECKERT Manfred	GDR	97.8	102.0	60.0	17.0	17.0	17.0	17.0	17.0	51.0	111.0	219.2
				97.5	100.0	57.2	17.5	16.5	17.0	17.0	17.0	51.0	108.2	
21	45	SKODA Leos	TCH	97.3	106.0	65.6	17.0	17.0	17.0	17.0	17.5	51.0	116.6	217.2
				96.8	96.0	51.6	16.0	16.5	16.5	16.0	16.5	49.0	100.6	
22	27	BOBAK Stanislaw	POL	96.7	104.0	62.8	16.5	16.5	17.0	16.0	16.5	49.5	112.3	214.3
				96.5	97.0	53.0	16.5	16.5	16.5	16.0	15.5	49.0	102.0	
23	23	SAMEK Josef	TCH	96.6	97.0	53.0	16.5	17.0	16.5	17.0	16.5	50.0	103.0	213.5
				96.5	102.0	60.0	17.0	17.5	16.5	17.0	16.5	50.5	110.5	
24	5	MOBEKK Ivar	NOR	97.3	99.0	55.8	15.0	15.5	16.0	16.0	15.5	47.0	102.8	212.5
				96.6	102.5	60.7	16.5	16.5	16.5	16.0	16.0	49.0	109.7	



# XIII OLYMPIC WINTER GAMES LAKE PLACID 1980

SPECIAL SKI JUMP 90 M OFFICIAL RESULTS  
SPEZIALSPRINGEN 90 M OFFIZIELLE ERGEBNISSE  
SAUT A SKI SPECIAL 90 M RESULTATS COMPLETS

LAKE PLACID, N.Y.

02-23-80

13:00

## COMPETITION

POS	NO	NAME	NAT	VEL.	DIST	D.P.	STYLE POINTS					S.P	POINTS TOTAL	
							A	B	C	D	E			
25	3	MILLONIG Johann	AUT	96.8	97.0	53.0	15.5	17.0	16.0	16.5	16.0	48.5	101.5	208.9
				97.0	100.5	57.9	16.5	16.5	16.5	16.5	17.0	49.5	107.4	
26	28	KAYHKO Tauno	CAN	97.1	98.0	54.4	16.5	17.0	17.0	16.5	16.0	50.0	104.4	208.6
				97.0	97.5	53.7	17.0	17.0	17.0	16.5	16.5	50.5	104.2	
27	4	MALMQUIST Walter	USA	96.3	97.0	53.0	17.0	18.0	17.0	17.0	17.0	51.0	104.0	205.4
				96.6	95.5	50.9	17.0	17.5	16.5	17.0	16.5	50.5	101.4	
28	35	VLASOV Vladimir	URS	95.6	97.0	53.0	17.0	16.5	17.0	17.0	16.0	50.5	103.5	205.3
				95.9	96.5	52.3	16.5	16.5	17.0	16.5	16.5	49.5	101.8	
29	12	BULAU Horst	CAN	96.3	100.5	57.9	16.0	16.5	16.5	16.5	15.5	49.0	106.9	205.1
				95.9	95.0	50.2	16.0	17.0	16.0	16.0	15.5	48.0	98.2	
30	2	LUSTENBERGER Karl	SUI	96.5	98.0	54.4	16.5	16.5	17.0	17.0	16.5	50.0	104.4	203.1
				96.2	95.0	50.2	15.5	16.5	16.5	16.0	16.0	48.5	98.7	
31	43	SAETRE Johan	NOR	96.6	97.0	53.0	16.5	17.0	16.0	16.0	16.5	49.0	102.0	202.2
				96.7	95.0	50.2	16.5	17.5	16.0	17.0	16.5	50.0	100.2	
32	11	KAWABATA Takafumi	JPN	94.6	102.5	60.7	16.0	16.5	17.0	17.0	17.0	50.5	111.2	201.4
				95.0	90.0	43.2	15.0	16.0	15.5	15.5	16.5	47.0	90.2	
33	6	DUSCHEK Harald	GDR	97.3	95.5	50.9	16.0	16.0	16.0	16.5	16.0	48.0	98.9	198.6
				97.1	95.0	50.2	16.5	16.5	16.0	16.5	16.5	49.5	99.7	
34	20	IVANOV Yuri	URS	96.9	97.0	53.0	16.5	17.0	17.5	17.0	16.0	50.5	103.5	197.0
				96.4	92.0	46.0	15.5	15.5	16.0	16.0	16.0	47.5	93.5	
35	1	AIZAWA Hiroyasu	JPN	96.6	95.0	50.2	15.5	16.5	16.0	16.5	16.5	49.0	99.2	195.3
				96.4	93.5	48.1	16.0	16.5	15.5	15.5	16.5	48.0	96.1	
36	31	BOROVITIN Aleksei	URS	97.0	91.5	45.3	15.5	15.5	16.5	15.5	15.0	46.5	91.8	193.4
				96.2	96.0	51.6	15.5	17.0	17.0	17.0	16.0	50.0	101.6	





# XIII OLYMPIC WINTER GAMES LAKE PLACID 1980

SPECIAL SKI JUMP 90 M OFFICIAL RESULTS  
SPEZIALSPRINGEN 90 M OFFIZIELLE ERGEBNISSE  
SAUT A SKI SPECIAL 90 M RESULTATS COMPLETS

LAKE PLACID, N.Y.

02-23-80

13:00

## COMPETITION

POS	NO	NAME	NAT	VEL.	DIST	D.P.	STYLE POINTS					S.P	POINTS TOTAL	
							A	B	C	D	E			
37	42	MOULLIER Bernard	FRA	96.0	92.0	46.0	15.5	15.5	15.0	15.5	15.5	46.5	92.5	188.3
				95.8	94.0	48.8	15.5	16.0	15.5	16.0	15.5	47.0	95.8	
38	50	NORCIC Bogdan	YUG	96.4	87.0	39.0	15.0	15.5	15.0	15.5	14.5	45.5	84.5	187.4
				96.5	98.0	54.4	16.5	16.0	16.0	16.5	16.0	48.5	102.9	
39	8	SHAKIROV Andrei	URS	96.4	96.5	52.3	15.5	16.0	16.5	15.5	15.0	47.0	99.3	187.0
				96.3	90.0	43.2	15.0	14.5	15.5	15.0	14.5	44.5	87.7	
40	26	TEPES Miran	YUG	96.4	96.0	51.6	14.5	15.0	15.5	14.5	15.0	44.5	96.1	184.4
				96.4	89.0	41.8	15.5	16.0	15.5	15.5	15.0	46.5	88.3	
41	38	SCHWARZ Hubert	FRG	96.6	104.5	63.5	17.0	17.5	17.0	17.5	17.5	52.0	115.5	181.9
				96.5	78.0	26.4	13.5	12.0	13.5	13.0	14.5	40.0	66.4	
42	30	COLIN Gerard	FRA	96.3	89.0	41.8	15.0	15.0	15.0	15.0	14.0	45.0	86.8	180.6
				95.4	91.5	45.3	16.5	17.0	15.5	16.5	15.5	48.5	93.8	
43	17	PAWLUSIAK Stanislaw	POL	95.9	92.0	46.0	15.5	15.5	15.5	16.0	15.0	46.5	92.5	179.1
				95.8	88.5	41.1	15.5	16.0	14.0	15.5	14.5	45.5	86.6	
44	40	DAVIS Jeffrey	USA	96.6	96.0	51.6	16.5	16.0	16.0	16.0	15.5	48.0	99.6	176.5
				96.1	83.0	33.4	15.0	15.0	14.5	14.0	13.5	43.5	76.9	
45	16	ZUEHLKE Reed	USA	96.8	98.0	54.4	15.0	15.5	16.0	15.0	15.5	46.0	100.4	169.2
				96.5	79.0	27.8	14.0	13.5	13.5	14.0	12.0	41.0	68.8	
46	47	TOMASI Lido	ITA	96.2	87.5	39.7	14.0	15.0	14.5	14.5	14.5	43.5	83.2	169.1
				95.8	88.0	40.4	15.0	15.5	15.5	15.0	14.5	45.5	85.9	
47	14	EGLOFF Paul	SUI	96.5	91.5	45.3	14.0	13.0	15.0	14.0	14.5	42.5	87.8	167.2
				96.4	88.0	40.4	13.0	13.0	13.0	13.0	13.5	39.0	79.4	
48	18	WEINBUCH Hermann	FRG	95.9	85.0	36.2	15.0	15.5	14.5	16.5	16.5	47.0	83.2	155.4
				95.5	80.0	29.2	14.0	15.5	14.0	14.0	15.0	43.0	72.2	



# XIII OLYMPIC WINTER GAMES LAKE PLACID 1980

SPECIAL SKI JUMP 90 M OFFICIAL RESULTS  
SPEZIALSPRINGEN 90 M OFFIZIELLE ERGEBNISSE  
SAUT A SKI SPECIAL 90 M RESULTATS COMPLETS

LAKE PLACID, N.Y.

02-23-80

13:00

## COMPETITION

POS	NO	NAME	NAT	VEL.	DIST	D.P.	STYLE POINTS					S.P	POINTS TOTAL	
							A	B	C	D	E			
49	9	BENEDIK Brane	YUG	95.9	77.0	25.0	13.0	12.5	12.0	11.0	11.0	35.5	60.5	138.3
				96.1	84.0	34.8	14.5	14.5	13.0	14.5	14.0	43.0	77.8	
50	36	HOLMLUND Jan	SWE	97.0	75.0	22.2	3.0	1.0	1.0	2.0	1.0	4.0	26.2	26.2
				NO RECORDED RESULTS										



# XIII OLYMPIC WINTER GAMES LAKE PLACID 1980

SPECIAL SKI JUMP 90 M OFFICIAL RESULTS  
SPEZIALSPRINGEN 90 M OFFIZIELLE ERGEBNISSE  
SAUT A SKI SPECIAL 90 M RESULTATS COMPLETS

LAKE PLACID, N.Y.

02-23-80

13:00

ATMOSPHERIC CONDITIONS	- 1ST -	- 2ND -
OBSERVED TIME	13:00	13:50
AIR TEMPERATURE	-4 C	-2 C
SNOW TEMPERATURE		
SNOW		
WIND DIRECTION	NW	NW
WIND VELOCITY	8 KPH	8 KPH

\*\*\* JUDGES \*\*\*

- A MANN, HEINZ (GDR)
- B ROGERS, FRED (USA)
- C TATARINZEV (URS)
- D KRZNARIC, PAVEL (YUG)
- E SCHNELLER, WALTER (FRG)

\*\*\* JURY \*\*\*

TECHNICAL DELEGATE

PEPEJNIG, EMMERICH (AUT)

*E. Pepejnic*

ONE OF THE JUDGES

MANN, HEINZ (GDR)

*H. Mann*

REPRESENTATIVE OF RACE COMMITTEE

RAAUM, GUSTAV (USA)

*Gustav Raaum*

COACH FROM HOST COUNTRY

KOTLAREK, GLENN (USA)

*Glenn Kotlarek*

COACH FROM PARTICIPATING COUNTRY

BULIN (SWE)

*Bulin*



TEXAS INSTRUMENTS  
TI-SCORE™ Computer Results









# XIII OLYMPIC WINTER GAMES LAKE PLACID 1980

DATE: 02.24.80  
 TIME: 17.34.55

OFFICIAL ICE HOCKEY REPORT  
 TEAM STANDINGS

PAGE 1  
 AFTER 5 GAMES

## MEDAL ROUND

RANK	TEAM	GAMES	WON	TIED	LOST	GOALS	POINTS
1	USA	3	2	1	0	10:07	5
2	URS	3	2	0	1	16:08	4
3	SWE	3	0	2	1	07:14	2
4	FIN	3	0	1	2	07:11	1
5	TCH	1	1	0	0	06:01	2
6	CAN	1	0	0	1	01:06	0

	USA	URS	SWE	FIN	TCH	CAN
USA	—	04:03	02:02	04:02		
URS	03:04	—	09:02	04:02		
SWE	02:02	02:09	—	03:03		
FIN	02:04	02:04	03:03	—		
TCH					—	06:01
CAN					01:06	—

\*\* TEAMS 1-3 WIN GOLD, SILVER, BRONZE RESPECTIVELY





# XIII OLYMPIC WINTER GAMES LAKE PLACID 1980

DATE: 02.24.80  
TIME: 16.51.16

## OFFICIAL ICE HOCKEY REPORT GOALKEEPER STATISTICS

PAGE 1  
AFTER 5 GAMES

### MEDAL ROUND

RANK	NAT	NO	NAME	GAMES	PM	MIN	G-AGT	SAVES	G-A-AVG	SAV-%
1	SWE	28	LOEFQVIST William	2	0	120:00	1	53	0.50	98.15
2	TCH	24	LANG Karel	1	0	60:00	2	27	2.00	93.10
3	USA	30	CRAIG James	7	2	419:36	15	163	2.14	91.57
4	FIN	1	KIVELA Antero	3	2	180:00	10	90	3.33	90.00
5	URS	1	MYSHKIN Vladimir	5	0	260:00	9	77	2.08	89.53
6	CAN	29	PAGEAU Paul	4	0	236:50	11	82	2.79	88.17
7	CAN	1	DUPUIS Robert	3	0	121:56	7	49	3.44	87.50
8	SWE	1	LINDBERGH Pelle	5	0	300:00	18	124	3.60	87.32
9	TCH	1	KRALIK Jiri	5	0	300:00	15	83	3.00	84.69
10	FIN	19	VALTONEN Jorma	4	2	229:16	15	82	3.93	84.54
11	URS	20	TRETJAK Vladislav	4	0	160:00	8	42	3.00	84.00
12	USA	1	JANASZAK Steve	0	0	0:00	0	0	0.00	0.00



# XIII OLYMPIC WINTER GAMES LAKE PLACID 1980

DATE: 02.24.80  
TIME: 16.54.24

## OFFICIAL ICE HOCKEY REPORT PLAYER STATISTICS

PAGE 1  
AFTER 5 GAMES

### MEDAL ROUND

RANK	NAT	NO	POS	NAME	GAMES	PEN-MIN	GOALS	ASSISTS	POINTS
1	TCH	6	F	NOVY Milan	6	0	7	8	15
2	TCH	26	F	STASTNY Peter	6	6	7	7	14
3	TCH	23	F	POUZAR Jaroslav	6	8	8	5	13
4	URS	23	F	GOLIKOV Aleksandre	7	6	7	6	13
5	FIN	25	F	PORVARI Jukka	7	4	7	4	11
6	URS	13	F	MIKHAILOV Boris	7	2	6	5	11
7	URS	9	F	KRUTOV Vladimir	7	4	6	5	11
8	URS	24	F	MAKAROV Sergei	7	2	5	6	11
9	TCH	18	F	STASTNY Marian	6	4	5	6	11
10	USA	10	F	JOHNSON Mark	7	6	5	6	11
11	URS	17	F	KHARLAMOV Valeri	7	2	3	8	11
12	FIN	15	F	LEINONEN Mikko	7	0	6	4	10
	URS	10	F	MALTSEV Alexandre	7	0	6	4	10
14	SWE	12	F	AAHLBERG Mats	7	13	6	4	10
15	URS	22	F	ZHLUKTOV Victor	7	0	3	7	10
16	SWE	15	F	NAESLUND Mats	7	6	3	7	10
17	FIN	22	F	LEPPANEN Reijo	6	0	5	4	9
18	URS	19	F	BALDERIS Helmut	7	5	5	4	9
19	URS	2	D	FETISOV Viacheslav	7	10	5	4	9
20	TCH	21	F	LUKAC Vincent	6	0	2	7	9
21	URS	5	D	PERVUKHIN Vasili	7	2	0	9	9
22	USA	24	F	MCCLANAHAN Robert	7	2	5	3	8
23	USA	25	F	SCHNEIDER William	7	4	5	3	8
24	TCH	20	F	STASTNY Anton	6	2	4	4	8
25	URS	11	F	LEBEDEV Juri	7	4	3	5	8
26	USA	23	F	CHRISTIAN David	7	6	0	8	8
27	CAN	15	F	DEVANEY John	6	6	4	3	7
28	SWE	8	F	LUNDQVIST Per	7	8	4	3	7
29	CAN	20	F	HINDMARCH David	6	4	3	4	7
30	URS	26	F	SKVORTSOV Aleksandre	7	0	2	5	7
31	URS	25	F	GOLIKOV Vladimir	7	2	2	5	7
	SWE	23	F	MOHLIN Lars	7	2	2	5	7
33	URS	7	D	KASATONOV Aleksei	7	8	2	5	7
34	SWE	18	F	HOLMGREN Leif	7	9	2	5	7
35	URS	12	D	STARIKOV Sergei	7	0	1	6	7
36	USA	16	F	PAVELICH Mark	7	2	1	6	7
37	FIN	16	F	KIIMALAINEN Markku	7	4	1	6	7
38	URS	16	F	PETROV Vladimir	7	6	4	2	6
39	CAN	18	F	D'ALVISE Daniel	6	8	3	3	6
40	FIN	23	F	HAKULINEN Markku	7	2	2	4	6



# XIII OLYMPIC WINTER GAMES LAKE PLACID 1980

DATE: 02.24.80  
TIME: 16.54.24

OFFICIAL ICE HOCKEY REPORT  
PLAYER STATISTICS

PAGE 2  
AFTER 5 GAMES

## MEDAL ROUND

RANK	NAT	NO	POS	NAME	GAMES	PEN-MIN	GOALS	ASSISTS	POINTS
	FIN	12	F	PELTONEN Esa	7	2	2	4	6
42	CAN	21	F	PRIMEAU Kevin	6	6	4	1	5
43	CAN	19	F	BERRY Ken	6	8	4	1	5
44	USA	21	F	ERUZIONE Michael	7	2	3	2	5
45	USA	27	F	VERCHOTA Philip	7	8	3	2	5
46	USA	8	F	SILK David	7	0	2	3	5
47	CAN	17	F	MACLEAN Paul	6	6	2	3	5
48	CAN	6	F	DAVIDSON Ronald	6	0	1	4	5
49	FIN	8	D	LEVO Tapio	6	2	1	4	5
50	USA	28	F	HARRINGTON John	7	2	0	5	5
51	CAN	11	F	MAXWELL Kevin	6	4	0	5	5
52	TCH	25	F	EBERMAN Bohuslav	6	2	3	1	4
53	SWE	21	F	SOEDERSTOEM Dan	7	2	2	2	4
54	CAN	9	F	ANDERSON Glenn	6	4	2	2	4
55	SWE	2	D	JONSSON Tomas	7	6	2	2	4
56	SWE	4	D	WEINSTOCK Ulf	7	0	1	3	4
57	URS	14	D	BILJALETDINOV Zinetulla	7	2	1	3	4
58	CAN	22	F	ZUPANCICH Stelio	6	2	1	3	4
59	SWE	19	F	BERGLUND Bo	6	4	1	3	4
60	TCH	11	F	NOVAK Jiri	5	4	1	3	4
61	FIN	3	D	SUORANIEMI Seppo	7	6	1	3	4
62	FIN	9	D	ELORANTA Kari	7	0	0	4	4
63	FIN	10	D	LITMA Lasse	7	10	0	4	4
64	USA	15	F	WELLS Mark	7	0	2	1	3
65	USA	9	F	BROTEN Neal	7	2	2	1	3
	URS	6	D	VASILIEV Valeri	7	2	2	1	3
67	USA	11	F	CHRISTOFF Steven	7	6	2	1	3
	FIN	17	F	KURRI Jari	7	6	2	1	3
69	CAN	3	D	PIRIE J Bradley	6	2	1	2	3
70	USA	19	F	STROBEL Eric	7	2	1	2	3
71	CAN	12	F	NILL James	6	4	1	2	3
72	SWE	9	D	WALTIN Mats	7	4	1	2	3
73	USA	3	D	MORROW Kenneth	7	6	1	2	3
74	TCH	16	F	FRYCER Miroslav	6	7	1	2	3
75	TCH	8	D	KADLEC Arnold	6	8	1	2	3
76	TCH	15	D	KABERLE Frantisek	6	0	0	3	3
	CAN	24	D	O'MALLEY Terrence	6	0	0	3	3
78	TCH	19	D	BUBLA Jiri	6	2	0	3	3
79	SWE	14	F	ERIKSSON Haakan	7	2	0	3	3
80	TCH	5	D	CHALUPA Milan	6	8	0	3	3



# XIII OLYMPIC WINTER GAMES LAKE PLACID 1980

DATE: 02.24.80  
TIME: 16.54.24

OFFICIAL ICE HOCKEY REPORT  
PLAYER STATISTICS

PAGE 3  
AFTER 5 GAMES

## MEDAL ROUND

RANK	NAT	NO	POS	NAME	GAMES	PEN-MIN	GOALS	ASSISTS	POINTS
81	SWE	3	D	ANDERSSON Sture	7	0	2	0	2
82	SWE	27	D	ERIKSSON Thomas	7	10	2	0	2
83	TCH	10	F	MARTINEC Vladimir	2	0	1	1	2
84	CAN	5	D	WATTERS Timothy	6	0	1	1	2
85	CAN	4	D	GREGG Randall	6	2	1	1	2
86	FIN	21	F	KOSKINEN Hannu	7	2	1	1	2
	SWE	16	F	NORBERG Lennart	7	2	1	1	2
88	FIN	6	D	HAAPALAINEN Hannu	7	4	1	1	2
89	SWE	22	F	LUCKNER Harald	6	0	0	2	2
90	SWE	7	D	SAMUELSSON Tommy	7	2	0	2	2
91	USA	5	D	RAMSEY Michael	7	8	0	2	2
92	FIN	20	F	KOSKILAHTI Jukka	7	0	1	0	1
	FIN	13	F	VILLA Ismo	7	0	1	0	1
94	SWE	17	F	LUNDHOLM Bengt	6	2	1	0	1
95	CAN	2	D	ANDERSON Warren	6	4	1	0	1
96	USA	6	D	BAKER William	7	4	1	0	1
97	SWE	6	D	ERIKSSON Jan	7	7	1	0	1
98	TCH	9	D	DVORAK Miroslav	6	0	0	1	1
	CAN	8	D	SPRING Donald	6	0	0	1	1
	TCH	4	D	DURIS Vitezslav	6	2	0	1	1
	CAN	7	D	GRANT D N Joseph	6	2	0	1	1
	TCH	3	D	NELIBA Jan	6	2	0	1	1
3	USA	17	D	O'CALLAHAN John	7	2	0	1	1
4	FIN	4	D	SAARINEN Olli	7	4	0	1	1
5	TCH	22	F	HOLY Karel	6	0	0	0	0
6	FIN	28	F	MAKITALO Jarmo	7	0	0	0	0
7	FIN	29	F	SUSI Timo	7	4	0	0	0
8	USA	20	D	SUTER Bob	7	6	0	0	0

DATE: 02.22.80  
 TIME: 15.53.24

OFFICIAL HOCKEY GAME REPORT  
 OLYMPIC FIELDHOUSE  
 GAME TIME: S13.35 E15.46

PAGE 1  
 GAME 31 FINAL RESULTS

TEAM A: TCH

DRESS: WHITE

TEAM B: CAN

DRESS: RED

1 G \* KRALIK Jiri  
 24 G LANG Karel  
 3 D NELIBA Jan  
 4 D \* DURIS Vitezslav  
 5 D CHALUPA Milan  
 8 D KADLEC Arnold  
 9 D DVORAK Miroslav  
 15 D KABERLE Frantisek  
 19 D \* BUBLA Jiri  
 6 F NOVY Milan  
 11 F NOVAK Jiri  
 16 F FRYCER Miroslav  
 18 F \* STASTNY Marian  
 20 F \* STASTNY Anton  
 21 F LUKAC Vincent  
 22 F HOLY Karel  
 23 F POUZAR Jaroslav  
 25 F C EBERMAN Bohuslav  
 26 F \* STASTNY Peter

1 G \* DUPUIS Robert  
 29 G PAGEAU Paul  
 2 D \* ANDERSON Warren  
 3 D PIRIE J Bradley  
 4 D C\* GREGG Randall  
 5 D WATTERS Timothy  
 7 D GRANT D N Joseph  
 8 D SPRING Donald  
 24 D O'MALLEY Terrence  
 6 F DAVIDSON Ronald  
 9 F ANDERSON Glenn  
 11 F MAXWELL Kevin  
 12 F NILL James  
 15 F \* DEVANEY John  
 17 F MACLEAN Paul  
 18 F D'ALVISE Daniel  
 19 F BERRY Ken  
 20 F \* HINDMARCH David  
 21 F A\* PRIMEAU Kevin  
 22 F ZUPANCICH Stelio

SCORING TIME	GOAL	ASSISTS
01:38	16 TCH FRYCER	6 NOVY 23 POUZAR
02:14	20 TCH STASTNY	
07:16	13 TCH STASTNY	19 BUBLA 20 STASTNY
12:47	20 TCH STASTNY	18 STASTNY 26 STASTNY
13:19	18 TCH STASTNY	20 STASTNY 26 STASTNY
28:01	15 CAN DEVANEY	7 GRANT 20 HINDMARCH
57:18	18 TCH STASTNY	26 STASTNY

PENALTY TIME	MIN	OFFENSE	STATISTICS	1/3	2/3	3/3	F
05:00	18	CAN D'ALVISE					
07:54	11	TCH NOVAK					
18:58	21	CAN PRIMEAU					
18:58	23	TCH POUZAR					
85:04	8	TCH KADLEC					
49:01	18	TCH STASTNY					
51:28	17	CAN MACLEAN					
			SHOTS ON GOAL				
			TCH	14	4	9	27
			CAN	9	7	5	21
			PEN MIN				
			TCH	4	2	2	8
			CAN	4	0	2	6
			GOALS				
			TCH	5	0	1	6
			CAN	0	1	0	1

REFEREE: DOMBROVSKY  
 LINESMEN: REENERS  
 MORRISSEY

DATE: 02.22.80  
 TIME: 19.37.38

OFFICIAL HOCKEY GAME REPORT  
 OLYMPIC FIELDHOUSE  
 GAME TIME: S17.06 E19.26

PAGE 1  
 GAME 32 FINAL RESULTS

TEAM A: USA

DRESS: WHITE

TEAM B: URS

DRESS: RED

1 G JANASZAK Steve  
 30 G \* CRAIG James  
 3 D \* MORROW Kenneth  
 5 D \* RAMSEY Michael  
 6 D A BAKER William  
 17 D O'CALLAHAN John  
 20 D SUTER Bob  
 8 F \* SILK David  
 9 F BROTEN Neal  
 10 F \* JOHNSON Mark  
 11 F CHRISTOFF Steven  
 15 F WELLS Mark  
 16 F PAVELICH Mark  
 19 F STROBEL Eric  
 21 F C ERUZIONE Michael  
 23 F CHRISTIAN David  
 24 F \* MCCLANAHAN Robert  
 25 F SCHNEIDER William  
 27 F VERCHOTA Philip  
 28 F HARRINGTON John

1 G MYSHKIN Vladimir  
 20 G \* TRETJAK Vladislav  
 2 D \* FETISOV Viacheslav  
 5 D PERVUKHIN Vasili  
 6 D A VASILIEV Valeri  
 7 D \* KASATONOV Aleksei  
 12 D STARIKOV Sergei  
 14 D BILJALETDINOV Zinetulla  
 9 F KRUTOV Vladimir  
 10 F MALTSEV Alexandre  
 11 F LEBEDEV Juri  
 13 F C\* MIKHAILOV Boris  
 16 F \* PETROV Vladimir  
 17 F \* KHARLAMOV Valeri  
 19 F BALDERIS Helmut  
 22 F ZHLUKTOV Victor  
 23 F GOLIKOV Aleksandre  
 24 F MAKAROV Sergei  
 25 F GOLIKOV Vladimir  
 26 F SKVORTSOV Aleksandre

SCORING TIME	GOAL	ASSISTS
09:12	9 URS KRUTOV	7 KASATONOV
14:03	25 USA SCHNEIDER	16 PAVELICH
17:34	24 URS MAKAROV	23 GOLIKOV
19:59	10 USA JOHNSON	23 CHRISTIAN
22:18	10 URS MALTSEV	9 KRUTOV
48:39	10 USA JOHNSON	8 SILK
50:00	21 USA ERUZIONE	16 PAVELICH
		8 SILK
		28 HARRINGTON

PENALTY TIME	MIN	OFFENSE	STATISTICS	1/3	2/3	3/3	F
03:25	13 URS	MIKHAILOV					
20:58	28 USA	HARRINGTON					
29:50	30 USA	CRAIG					
87:08	11 URS	LEBEDEV					
37:08	3 USA	MORROW					
46:47	9 URS	KRUTOV					
			SHOTS ON GOAL				
			USA	8	2	6	16
			URS	18	12	9	39
			PEN MIN				
			USA	0	6	0	6
			URS	2	2	2	6
			GOALS				
			USA	2	0	2	4
			URS	2	1	0	3

REFEREE: KAISLA  
 LINESMEN: LAROCHELLE  
 TOEMAN

DATE: 02.22.80  
 TIME: 23.10.09

OFFICIAL HOCKEY GAME REPORT  
 OLYMPIC FIELDHOUSE  
 GAME TIME: S20.42 E23.06

PAGE 1  
 GAME 33 FINAL RESULTS

TEAM A: FIN

DRESS: BLUE

TEAM B: SWE

DRESS: YELLOW

1 G \* KIVELA Antero  
 19 G VALTONEN Jorma  
 3 D \* SUORANIEMI Seppo  
 4 D SAARINEN Olli  
 6 D \* HAAPALAINEN Hannu  
 8 D LEVO Tapio  
 9 D ELORANTA Kari  
 10 D LITMA Lasse  
 12 F A PELTONEN Esa  
 13 F VILLA Ismo  
 15 F \* LEINONEN Mikko  
 16 F \* KIIMALAINEN Markku  
 17 F KURRI Jari  
 20 F KOSKILAHTI Jukka  
 21 F KOSKINEN Hannu  
 22 F LEPPANEN Reijo  
 23 F HAKULINEN Markku  
 25 F C\* PORVARI Jukka  
 28 F MAKITALO Jarmo  
 29 F SUSI Timo

1 G \* LINDBERGH Pelle  
 28 G LOEFQVIST William  
 2 D \* JONSSON Tomas  
 3 D ANDERSSON Sture  
 4 D A\* WEINSTOCK Ulf  
 6 D ERIKSSON Jan  
 7 D SAMUELSSON Tommy  
 9 D C WALTIN Mats  
 27 D ERIKSSON Thomas  
 8 F LUNDQVIST Per  
 12 F \* AAHLBERG Mats  
 14 F ERIKSSON Haakan  
 15 F \* NAESLUND Mats  
 16 F NORBERG Lennart  
 17 F LUNDHOLM Bengt  
 18 F \* HOLMGREN Leif  
 19 F BERGLUND Bo  
 21 F SOEDERSTOEM Dan  
 23 F MOHLIN Lars

SCORING TIME	GOAL	ASSISTS
03:00	15 FIN LEINONEN	25 PORVARI 16 KIIMALAINEN
27:06	25 FIN PORVARI	9 ELORANTA
30:25	4 SWE WEINSTOCK	
45:24	2 SWE JONSSON	12 AAHLBERG 18 HOLMGREN
46:14	9 SWE WALTIN	16 NORBERG
47:59	15 FIN LEINONEN	25 PORVARI

PENALTY TIME	MIN	OFFENSE	STATISTICS	1/3	2/3	3/3	F	
22:39	29	FIN SUSI	2	ELBOWING				
29:28	25	FIN PORVARI	2	TRIPPING				
34:13	8	SWE LUNDQVIST	2	SLASHING				
38:25	2	SWE JONSSON	2	HOLDING				
38:25	16	FIN KIIMALAINEN	2	ROUGHING				
39:46	21	SWE SOEDERSTOEM	2	SLASHING				
				SHOTS ON GOAL				
				FIN	11	7	7	25
				SWE	9	12	9	30
				PEN MIN				
				FIN	0	6	0	6
				SWE	0	6	0	6
				GOALS				
				FIN	1	1	1	3
				SWE	0	1	2	3

REFEREE: NEAGLES  
 LINESMEN: DEMERS  
 DOYLE



DATE: 02.24.80  
 TIME: 13.38.51

OFFICIAL HOCKEY GAME REPORT  
 OLYMPIC FIELDHOUSE  
 GAME TIME: S11.08 E13.29

PAGE 1  
 GAME 34 FINAL RESULTS

TEAM A: USA

DRESS: BLUE

TEAM B: FIN

DRESS: WHITE

1 G JANASZAK Steve  
 30 G \* CRAIG James  
 3 D \* MORROW Kenneth  
 5 D \* RAMSEY Michael  
 6 D A BAKER William  
 17 D O'CALLAHAN John  
 20 D SUTER Bob  
 8 F \* SILK David  
 9 F BROTEN Neal  
 10 F \* JOHNSON Mark  
 11 F CHRISTOFF Steven  
 15 F WELLS Mark  
 16 F PAVELICH Mark  
 19 F STROBEL Eric  
 21 F C ERUZIONE Michael  
 23 F CHRISTIAN David  
 24 F \* MCCLANAHAN Robert  
 25 F SCHNEIDER William  
 27 F VERCHOTA Philip  
 28 F HARRINGTON John

1 G KIVELA Antero  
 19 G \* VALTONEN Jorma  
 3 D \* SUORANIEMI Seppo  
 4 D SAARINEN Olli  
 6 D \* HAAPALAINEN Hannu  
 9 D ELORANTA Kari  
 10 D LITMA Lasse  
 12 F A PELTONEN Esa  
 13 F VILLA Ismo  
 15 F \* LEINONEN Mikko  
 16 F \* KIIMALAINEN Markku  
 17 F KURRI Jari  
 20 F KOSKILAHTI Jukka  
 21 F KOSKINEN Hannu  
 23 F HAKULINEN Markku  
 25 F C\* PORVARI Jukka  
 28 F MAKITALO Jarmo  
 29 F SUSI Timo

SCORING TIME	GOAL	ASSISTS
09:20	25 FIN PORVARI	15 LEINONEN 10 LITMA
24:39	11 USA CHRISTOFF	
26:30	15 FIN LEINONEN	6 HAAPALAINEN 16 KIIMALAINEN
42:25	27 USA VERCHOTA	23 CHRISTIAN
46:05	24 USA MCCLANAHAN	10 JOHNSON 23 CHRISTIAN
56:25	10 USA JOHNSON	11 CHRISTOFF

PENALTY TIME	MIN	OFFENSE	STATISTICS	1/3	2/3	3/3	F
04:54	21	FIN KOSKINEN	2	HOOKING			
22:37	5	USA RAMSEY	2	ROUGHING			
26:00	25	USA SCHNEIDER	2	SLASHING			
35:52	3	FIN SUORANIEMI	2	DELAY			
46:48	9	USA BROTEN	2	HOOKING			
48:54	23	USA CHRISTIAN	2	TRIPPING			
55:45	27	USA VERCHOTA	2	ROUGHING			
			SHOTS ON GOAL USA 14 8 7 29 FIN 7 6 10 23 PEN MIN USA 0 4 6 10 FIN 2 2 0 4 GOALS USA 0 1 3 4 FIN 1 1 0 2				
			REFEREE: SUBRT LINESMEN: HOLLETT TOEMEN				

DATE: 02.24.80  
TIME: 16.48.16

OFFICIAL HOCKEY GAME REPORT  
OLYMPIC FIELDHOUSE  
GAME TIME: S14.36 E16.40

PAGE 1  
GAME 35 FINAL RESULTS

TEAM A: SWE

DRESS: YELLOW

TEAM B: URS

DRESS: RED

1 G \* LINDBERGH Pelle  
28 G LOEFQVIST William  
2 D \* JONSSON Tomas  
3 D ANDERSSON Sture  
4 D A\* WEINSTOCK Ulf  
6 D ERIKSSON Jan  
7 D SAMUELSSON Tommy  
9 D C WALTIN Mats  
27 D ERIKSSON Thomas  
8 F LUNDQVIST Per  
12 F \* AAHLBERG Mats  
14 F ERIKSSON Haakan  
15 F \* NAESLUND Mats  
16 F NORBERG Lennart  
17 F LUNDHOLM Bengt  
18 F \* HOLMGREN Leif  
21 F SOEDERSTOEM Dan  
22 F LUCKNER Harald  
23 F MOHLIN Lars

1 G \* MYSHKIN Vladimir  
20 G TRETJAK Vladislav  
2 D \* FETISOV Viacheslav  
5 D PERVUKHIN Vasili  
6 D A VASILIEV Valeri  
7 D \* KASATONOV Aleksei  
12 D STARIKOV Sergei  
14 D BILJALETDINOV Zinetulla  
9 F KRUTOV Vladimir  
10 F MALTSEV Alexandre  
11 F LEBEDEV Juri  
13 F C\* MIKHAILOV Boris  
16 F \* PETROV Vladimir  
17 F \* KHARLAMOV Valeri  
19 F BALDERIS Helmut  
22 F ZHLUKTOV Victor  
23 F GOLIKOV Aleksandre  
24 F MAKAROV Sergei  
25 F GOLIKOV Vladimir  
26 F SKVORTSOV Aleksandre

SCORING TIME

GOAL

ASSISTS

00:36	16	URS	PETROV	17	KHARLAMOV		
05:52	24	URS	MAKAROV	23	GOLIKOV		
10:31	10	URS	MALTSEV	14	BILJALETDINOV	5	PERVUKHIN
17:38	13	URS	MIKHAILOV	17	KHARLAMOV	5	PERVUKHIN
20:33	6	URS	VASILIEV				
27:18	9	URS	KRUTOV	5	PERVUKHIN		
28:14	26	URS	SKVORTSOV	19	BALDERIS	5	PERVUKHIN
34:51	22	URS	ZHLUKTOV	19	BALDERIS	26	SKVORTSOV
35:02	2	URS	FETISOV				
49:17	12	SWE	AAHLBERG	4	WEINSTOCK	18	HOLMGREN
54:21	18	SWE	HOLMGREN	15	NAESLUND		

DATE: 02.24.80  
 TIME: 16.48.16

OFFICIAL HOCKEY GAME REPORT  
 OLYMPIC FIELDHOUSE  
 GAME TIME: S14.36 E16.40

PAGE 2  
 GAME 35 FINAL RESULTS

PENALTY TIME				MIN	OFFENSE	STATISTICS	1/3	2/3	3/3	F
04:49	17	SWE	LUNDHOLM	2	HOOKING					
16:32	27	SWE	ERIKSSON	2	HOOKING					
16:32	23	URS	GOLIKOV	2	SLASHING					
19:42	2	URS	FETISOV	2	ROUGHING					
19:42	2	URS	FETISOV	2	ROUGHING					
19:42	8	SWE	LUNDQVIST	2	ROUGHING					
24:38	12	SWE	AAHLBERG	2	HOOKING					
28:36	6	URS	VASILIEV	2	HOLDING					
40:33	16	URS	PETROV	2	HOOKING					
51:58	9	URS	KRUTOV	2	ROUGHING					
						SHOTS ON GOAL				
						SWE	5	8	13	26
						URS	15	7	6	28
						PEN MIN				
						SWE	6	2	0	8
						URS	6	2	4	12
						GOALS				
						SWE	0	0	2	2
						URS	4	5	0	9
						REFEREE:	HALEY			
						LINESMEN:	ENCIU KAPOLKA			



# XIII OLYMPIC WINTER GAMES LAKE PLACID 1980

DATE: 02.21.80  
TIME: 12.24.08

OFFICIAL ICE HOCKEY REPORT  
TEAM STANDINGS

PAGE 1  
AFTER 30 GAMES

## DIVISION: RED

RANK	TEAM	GAMES	WON	TIED	LOST	GOALS	POINTS
1	URS	5	5	0	0	51:11	10
2	FIN	5	3	0	2	26:18	6
3	CAN	5	3	0	2	28:12	6
4	POL	5	2	0	3	15:23	4
5	HOL	5	1	1	3	16:43	3
6	JPN	5	0	1	4	07:36	1

	URS	FIN	CAN	POL	HOL	JPN
URS	—	04:02	06:04	08:01	17:04	16:00
FIN	02:04	—	04:03	04:05	10:03	06:03
CAN	04:06	03:04	—	05:01	10:01	06:00
POL	01:08	05:04	01:05	—	03:05	05:01
HOL	04:17	03:10	01:10	05:03	—	03:03
JPN	00:16	03:06	00:06	01:05	03:03	—

\*\* TEAMS 1-3 SCHEDULED FOR PLAY-OFFS

## DIVISION: BLUE

RANK	TEAM	GAMES	WON	TIED	LOST	GOALS	POINTS
1	SWE	5	4	1	0	26:07	9
2	USA	5	4	1	0	25:10	9
3	TCH	5	3	0	2	34:16	6
4	ROM	5	1	1	3	13:29	3
5	FRG	5	1	0	4	21:30	2
6	NOR	5	0	1	4	09:36	1

	SWE	USA	TCH	ROM	FRG	NOR
SWE	—	02:02	04:02	08:00	05:02	07:01
USA	02:02	—	07:03	07:02	04:02	05:01
TCH	02:04	03:07	—	07:02	11:03	11:00
ROM	00:08	02:07	02:07	—	06:04	03:03
FRG	02:05	02:04	03:11	04:06	—	10:04
NOR	01:07	01:05	00:11	03:03	04:10	—

\*\* TEAMS 1-3 SCHEDULED FOR PLAY-OFFS





# XIII OLYMPIC WINTER GAMES LAKE PLACID 1980

DATE: 02.20.80  
TIME: 23.26.26

OFFICIAL ICE HOCKEY REPORT  
GOALKEEPER STATISTICS

PAGE 1  
AFTER 30 GAMES

DIVISION: RED

RANK	NAT	NO	NAME	GAMES	PM	—MIN—	G—AGT	SAVES	G—A—AVG	SAV—%
1	URS	1	MYSHKIN Vladimir	3	0	160:00	5	49	1.88	90.74
2	CAN	1	DUPUIS Robert	2	0	119:42	5	47	2.51	90.38
3	FIN	1	KIVELA Antero	2	2	120:00	7	65	3.50	90.28
4	CAN	29	PAGEAU Paul	3	0	179:04	7	63	2.35	90.00
5	POL	1	WOJTYNEK Henryk	5	0	233:58	16	114	4.10	87.69
6	JPN	1	MISAWA Minoru	3	0	129:08	14	97	6.50	87.39
7	URS	20	TRETJAK Vladislav	3	0	140:00	6	36	2.57	85.71
8	FIN	19	VALTONEN Jorma	3	2	169:16	11	60	3.90	84.51
9	POL	2	LUKASZKA Pawel	2	0	66:02	7	31	6.36	81.58
10	JPN	25	IWAMOTO Takeshi	3	0	170:52	22	97	7.73	81.51
11	HOL	1	LENSSEN Ted	5	2	261:38	30	116	6.88	79.45
12	HOL	30	DE BRUYN John	2	0	38:22	13	8	20.33	38.10



# XIII OLYMPIC WINTER GAMES LAKE PLACID 1980

DATE: 02.20.80  
TIME: 23.27.31

OFFICIAL ICE HOCKEY REPORT  
GOALKEEPER STATISTICS

PAGE 1  
AFTER 30 GAMES

DIVISION: BLUE

RANK	NAT	NO	NAME	GAMES	PM	MIN	G-AGT	SAVES	G-A-AVG	SAV-%
1	SWE	28	LOEFQVIST William	2	0	120:00	1	53	0.50	98.15
2	SWE	1	LINDBERGH Pelle	3	0	180:00	6	83	2.00	93.26
3	TCH	24	LANG Karel	1	0	60:00	2	27	2.00	93.10
4	USA	30	CRAIG James	5	0	299:36	10	110	2.00	91.67
5	ROM	1	NETEDU Valerian	4	0	138:14	12	93	5.21	88.57
6	NOR	1	MARTINSEN Jim	3	0	170:27	14	88	4.93	86.27
7	TCH	1	KRALIK Jiri	4	0	240:00	14	65	3.50	82.28
8	ROM	22	HUTAN Gheorghe	4	0	161:46	17	73	6.31	81.11
9	FRG	1	ENGLBRECHT Bernhard	3	2	107:24	10	39	5.59	79.59
10	FRG	2	SUTTNER Sigmund	4	0	192:36	20	78	6.23	79.59
11	NOR	20	WAALBERG Tore	3	0	129:33	22	55	10.19	71.43
12	USA	1	JANASZAK Steve	0	0	0:00	0	0	0.00	0.00



# XIII OLYMPIC WINTER GAMES LAKE PLACID 1980

DATE: 02.20.80  
TIME: 23.31.36

OFFICIAL ICE HOCKEY REPORT  
PLAYER STATISTICS

PAGE 1  
AFTER 30 GAMES

DIVISION: RED

RANK	NAT	NO	POS	NAME	GAMES	PEN-MIN	GOALS	ASSISTS	POINTS
1	URS	23	F	GOLIKOV Aleksandre	5	4	7	4	11
2	URS	13	F	MIKHAILOV Boris	5	0	5	5	10
3	FIN	22	F	LEPPANEN Reijo	5	0	5	4	9
4	URS	17	F	KHARLAMOV Valeri	5	2	3	6	9
	URS	24	F	MAKAROV Sergei	5	2	3	6	9
6	URS	22	F	ZHLUKTOV Victor	5	0	2	7	9
7	POL	8	F	JOBCZYK Wieslaw	5	0	4	4	8
	URS	9	F	KRUTOV Vladimir	5	0	4	4	8
	URS	10	F	MALTSEV Alexandre	5	0	4	4	8
10	URS	2	D	FETISOV Viacheslav	5	6	4	4	8
11	POL	15	F	ZABAWA Andrzej	5	0	3	5	8
12	URS	11	F	LEBEDEV Juri	5	2	3	5	8
13	HOL	20	F	DE GRAAUW Corky	5	12	3	5	8
14	POL	22	F	MALYSIAK Andrzej	5	0	2	6	8
15	FIN	25	F	PORVARI Jukka	5	2	5	2	7
16	URS	19	F	BALDERIS Helmut	5	5	5	2	7
17	URS	25	F	GOLIKOV Vladimir	5	2	2	5	7
18	URS	12	D	STARIKOV Sergei	5	0	1	6	7
19	FIN	15	F	LEINONEN Mikko	5	0	3	3	6
20	CAN	20	F	HINDMARCH David	5	4	3	3	6
21	CAN	18	F	D'ALVISE Daniel	5	6	3	3	6
	CAN	15	F	DEVANEY John	5	6	3	3	6
23	HOL	8	F	DE HEER Jack	5	11	3	3	6
24	FIN	23	F	HAKULINEN Markku	5	2	2	4	6
	FIN	12	F	PELTONEN Esa	5	2	2	4	6
26	URS	7	D	KASATONOV Aleksei	5	8	2	4	6
27	CAN	21	F	PRIMEAU Kevin	5	4	4	1	5
28	CAN	19	F	BERRY Ken	5	8	4	1	5
29	URS	16	F	PETROV Vladimir	5	4	3	2	5
30	HOL	5	F	DE CLOE Dirk/Acob	5	6	3	2	5
31	HOL	25	F	KLOOSTER William	5	8	3	2	5
32	CAN	17	F	MACLEAN Paul	5	4	2	3	5
33	CAN	6	F	DAVIDSON Ronald	5	0	1	4	5
	URS	26	F	SKVORTSOV Aleksandre	5	0	1	4	5
35	FIN	16	F	KIIMALAINEN Markku	5	2	1	4	5
	FIN	8	D	LEVO Tapio	5	2	1	4	5
	HOL	3	F	VAN WIEREN Larrie	5	2	1	4	5
38	URS	5	D	PERVUKHIN Vasili	5	2	0	5	5
39	CAN	11	F	MAXWELL Kevin	5	4	0	5	5
40	POL	13	F	KOKOSZKA Leszek	5	2	3	1	4



# XIII OLYMPIC WINTER GAMES LAKE PLACID 1980

DATE: 02.20.80  
TIME: 23.31.36

OFFICIAL ICE HOCKEY REPORT  
PLAYER STATISTICS

PAGE 2  
AFTER 30 GAMES

DIVISION: RED

RANK	NAT	NO	POS	NAME	GAMES	PEN-MIN	GOALS	ASSISTS	POINTS
41	CAN	9	F	ANDERSON Glenn	5	4	2	2	4
42	HOL	12	D	VAN GOG Rick	5	2	1	3	4
	CAN	22	F	ZUPANCICH Stelio	5	2	1	3	4
44	FIN	3	D	SUORANIEMI Seppo	5	4	1	3	4
45	FIN	17	F	KURRI Jari	5	6	2	1	3
46	JPN	12	F	MISAWA Satoru	5	0	1	2	3
47	URS	14	D	BILJALETDINOV Zinetulla	5	2	1	2	3
	POL	5	D	JANISZEWSKI Henryk	5	2	1	2	3
	CAN	3	D	PIRIE J Bradley	5	2	1	2	3
50	CAN	12	F	NILL James	5	4	1	2	3
	HOL	9	D	PETERNOUSEK Georg	5	4	1	2	3
52	FIN	9	D	ELORANTA Kari	5	0	0	3	3
	CAN	24	D	O'MALLEY Terrence	5	0	0	3	3
54	HOL	10	F	JANSSEN Jan	5	4	0	3	3
55	FIN	10	D	LITMA Lasse	5	10	0	3	3
56	JPN	17	F	URABE Hideo	5	6	2	0	2
57	POL	19	F	DZIUBINSKI Bosdan	5	0	1	1	2
	FIN	21	F	KOSKINEN Hannu	5	0	1	1	2
	URS	6	D	VASILIEV Valeri	5	0	1	1	2
	CAN	5	D	WATTERS Timothy	5	0	1	1	2
61	CAN	4	D	GREGG Randall	5	2	1	1	2
62	JPN	14	F	HONMA Sadaki	5	4	1	1	2
63	JPN	16	F	HANZAWA Tsutomu	5	0	0	2	2
	JPN	3	D	HORI Hiroshi	5	0	0	2	2
	POL	25	D	MARCINCZAK Marek	5	0	0	2	2
66	POL	7	F	CHOWANIEC Stefan	5	4	0	2	2
67	FIN	20	F	KOSKILAHTI Jukka	5	0	1	0	1
	FIN	13	F	VILLA Ismo	5	0	1	0	1
69	JPN	10	F	AZUMA Takeshi	5	2	1	0	1
	JPN	15	F	SAKURAI Hideo	5	2	1	0	1
71	CAN	2	D	ANDERSON Warren	5	4	1	0	1
	FIN	6	D	HAAPALAINEN Hannu	5	4	1	0	1
73	JPN	11	D	FUJII Tadimitsu	5	6	1	0	1
	HOL	14	D	HILLE Henk	5	6	1	0	1
	POL	16	F	PYTEL Henryk	5	6	1	0	1
76	JPN	13	F	MATSUDA Mikio	5	0	0	1	1
	POL	20	D	POTZ Jerzy	5	0	0	1	1
	CAN	8	D	SPRING Donald	5	0	0	1	1
79	HOL	11	D	PLUYMERS AI	5	2	0	1	1
80	FIN	4	D	SAARINEN Olli	5	4	0	1	1





# XIII OLYMPIC WINTER GAMES LAKE PLACID 1980

DATE: 02.20.80  
TIME: 23.31.36

OFFICIAL ICE HOCKEY REPORT  
PLAYER STATISTICS

PAGE 3  
AFTER 30 GAMES

DIVISION: RED

RANK	NAT	NO	POS	NAME	GAMES	PEN-MIN	GOALS	ASSISTS	POINTS
	POL	3	D	UJWARY Andrzej	5	4	0	1	1
82	HOL	4	F	BERTELING Ron	5	0	0	0	0
	HOL	18	F	DE BRUYN Brian	5	0	0	0	0
	POL	6	D	GRUTH Henryk	5	0	0	0	0
	JPN	20	F	HOSOI Mikio	5	0	0	0	0
	HOL	19	F	HUIZINGA Chuck	5	0	0	0	0
	JPN	6	D	ITO Norio	5	0	0	0	0
	POL	18	F	JACHNA Leszek	5	0	0	0	0
	JPN	8	F	KAWAMURA Katsuyoshi	5	0	0	0	0
	HOL	16	F	KOOPMANS Leo	5	0	0	0	0
	FIN	28	F	MAKITALO Jarmo	5	0	0	0	0
	POL	9	F	OBLOJ Tadeusz	5	0	0	0	0
	POL	10	F	SIKORA Dariusz	5	0	0	0	0
	HOL	15	F	VAN DE BROEK Klaas	5	0	0	0	0
	HOL	2	F	VAN HEUMEN Harry	5	0	0	0	0
	HOL	17	D	VAN SOLDT Frank	5	0	0	0	0
97	JPN	18	F	WAKABAYASHI Osamu	1	0	0	0	0
98	CAN	7	D	GRANT D N Joseph	5	2	0	0	0
	JPN	23	F	HOSHINO Yoshio	5	2	0	0	0
	POL	14	D	JANCZY Andrzej	5	2	0	0	0
	POL	17	F	KLOCEK Stanislaw	5	2	0	0	0
	JPN	4	D	NAKAYAMA Iwao	5	2	0	0	0
	FIN	29	F	SUSI Timo	5	2	0	0	0
04	JPN	7	F	HONDA Yoshiaki	5	4	0	0	0
	POL	21	D	SYNOWIEC Ludwik	5	4	0	0	0
06	JPN	22	D	WKASA Koji	5	8	0	0	0
07	HOL	6	D	KOLIJN Patrick	5	9	0	0	0
08	JPN	9	D	NAKAMURA Hitoshi	5	10	0	0	0



# XIII OLYMPIC WINTER GAMES LAKE PLACID 1980

DATE: 02.20.80  
TIME: 23.31.18

OFFICIAL ICE HOCKEY REPORT  
PLAYER STATISTICS

PAGE 1  
AFTER 30 GAMES

DIVISION: BLUE

RANK	NAT	NO	POS	NAME	GAMES	PEN-MIN	GOALS	ASSISTS	POINTS
1	TCH	6	F	NOVY Milan	5	0	7	7	14
2	TCH	23	F	POUZAR Jaroslav	5	6	8	4	12
3	TCH	26	F	STASTNY Peter	5	6	7	4	11
4	SWE	15	F	NAESLUND Mats	5	6	3	6	9
5	TCH	21	F	LUKAC Vincent	5	0	2	7	9
6	SWE	12	F	AAHLBERG Mats	5	11	5	3	8
7	ROM	6	F	TUREANU Doru	5	8	5	2	7
8	USA	24	F	MCCLANAHAN Robert	5	2	4	3	7
	USA	25	F	SCHNEIDER William	5	2	4	3	7
10	SWE	8	F	LUNDQVIST Per	5	4	4	3	7
11	SWE	23	F	MOHLIN Lars	5	2	2	5	7
	TCH	18	F	STASTNY Marian	5	2	2	5	7
13	USA	10	F	JOHNSON Mark	5	6	2	5	7
14	FRG	16	F	TRUNTSCHKA Gerhard	5	9	3	3	6
15	FRG	11	F	KUHL Marcus	5	4	2	4	6
16	FRG	20	F	VACATKO Vladimir	4	4	4	1	5
17	ROM	10	F	COSTEA Marian	4	14	3	2	5
18	FRG	23	D	KRETSCHMER Horst-Peter	5	18	3	2	5
19	USA	16	F	PAVELICH Mark	5	2	1	4	5
20	ROM	5	D	GALL Sandor	5	6	1	4	5
21	NOR	8	F	MYHRE Geir	5	10	1	4	5
22	USA	23	F	CHRISTIAN David	5	4	0	5	5
23	TCH	25	F	EBERMAN Bohuslav	5	2	3	1	4
24	SWE	21	F	SOEDERSTOEM Dan	5	0	2	2	4
25	USA	21	F	ERUZIONE Michael	5	2	2	2	4
	TCH	20	F	STASTNY Anton	5	2	2	2	4
27	FRG	14	F	EGEN Ulrich	5	6	2	2	4
	FRG	4	D	KIESSLING Udo	5	6	2	2	4
	USA	27	F	VERCHOTA Philip	5	6	2	2	4
30	TCH	11	F	NOVAK Jiri	4	2	1	3	4
31	SWE	19	F	BERGLUND Bo	5	4	1	3	4
32	SWE	18	F	HOLMGREN Leif	5	9	1	3	4
33	USA	28	F	HARRINGTON John	5	0	0	4	4
34	FRG	8	F	PHILLIPP Rainer	5	2	0	4	4
35	USA	9	F	BROTEN Neal	5	0	2	1	3
	FRG	19	F	HOFNER Ernst	5	0	2	1	3
	USA	8	F	SILK David	5	0	2	1	3
	USA	15	F	WELLS Mark	5	0	2	1	3
39	USA	19	F	STROBEL Eric	5	2	1	2	3
40	SWE	2	D	JONSSON Tomas	5	4	1	2	3



# XIII OLYMPIC WINTER GAMES LAKE PLACID 1980

DATE: 02.20.80  
TIME: 23.31.18

## OFFICIAL ICE HOCKEY REPORT PLAYER STATISTICS

PAGE 2  
AFTER 30 GAMES

DIVISION: BLUE

RANK	NAT	NO	POS	NAME	GAMES	PEN-MIN	GOALS	ASSISTS	POINTS
	USA	3	D	MORROW Kenneth	5	4	1	2	3
42	FRG	12	F	HINTERSTOCKER Martin	5	5	1	2	3
43	TCH	8	D	KADLEC Arnold	5	6	1	2	3
44	NOR	7	D	MOLBERG Rune	5	8	1	2	3
45	NOR	12	F	FALK NILSEN Tore	5	12	1	2	3
46	TCH	15	D	KABERLE Frantisek	5	0	0	3	3
	FRG	5	D	KRULL Harald	5	0	0	3	3
48	ROM	8	D	ANTAL Ellod Gergely	5	2	0	3	3
	SWE	14	F	ERIKSSON Haakan	5	2	0	3	3
50	FRG	6	F	SCHARF Peter	5	6	0	3	3
51	TCH	5	D	CHALUPA Milan	5	8	0	3	3
52	SWE	3	D	ANDERSSON Sture	5	0	2	0	2
53	NOR	10	F	SEETHERENG Morten	5	2	2	0	2
54	SWE	27	D	ERIKSSON Thomas	5	8	2	0	2
55	ROM	18	F	CAZACU Traian	5	12	2	0	2
56	TCH	10	F	MARTINEC Vladimir	2	0	1	1	2
57	FRG	24	D	REIL Joachim	5	2	1	1	2
	FRG	17	F	ZACH Hans	5	2	1	1	2
59	ROM	15	F	HALAUCA Alexandru	5	6	1	1	2
60	NOR	22	F	FOYN Stephen	5	7	1	1	2
61	NOR	9	F	JOHANSEN Morten	5	0	0	2	2
	SWE	22	F	LUCKNER Harald	5	0	0	2	2
	ROM	14	D	MOROSAN Doru Iosif	5	0	0	2	2
	SWE	4	D	WEINSTOCK Ulf	5	0	0	2	2
65	TCH	19	D	BUBLA Jiri	5	2	0	2	2
	SWE	7	D	SAMUELSSON Tommy	5	2	0	2	2
67	SWE	9	D	WALTIN Mats	5	4	0	2	2
68	USA	5	D	RAMSEY Michael	5	6	0	2	2
69	TCH	16	F	FRYCER Miroslav	5	7	0	2	2
70	FRG	22	F	MEITINGER Holger	5	20	0	2	2
71	NOR	15	F	JOHANSEN Vidar	3	0	1	0	1
72	SWE	17	F	LUNDHOLM Bengt	4	0	1	0	1
73	SWE	16	F	NORBERG Lennart	5	2	1	0	1
	ROM	20	F	OLENICI Adrian	5	2	1	0	1
75	NOR	6	D	ABRAHAMSEN Trond	5	4	1	0	1
	USA	6	D	BAKER William	5	4	1	0	1
77	USA	11	F	CHRISTOFF Steven	5	6	1	0	1
78	SWE	6	D	ERIKSSON Jan	5	7	1	0	1
79	NOR	11	F	ANDRESEN Knut	5	12	1	0	1
80	ROM	7	F	AXINTE Dumitru	5	0	0	1	1





# XIII OLYMPIC WINTER GAMES LAKE PLACID 1980

DATE: 02.20.80  
TIME: 23.31.18

OFFICIAL ICE HOCKEY REPORT  
PLAYER STATISTICS

PAGE 3  
AFTER 30 GAMES

DIVISION: BLUE

RANK	NAT	NO	POS	NAME	GAMES	PEN-MIN	GOALS	ASSISTS	POINTS
	TCH	9	D	DVORAK Miroslav	5	0	0	1	1
	FRG	18	F	HINTERSTOCKER Hermann	5	0	0	1	1
	FRG	10	F	REINDL Franz	5	0	0	1	1
84	FRG	21	F	WILD Martin	4	0	0	1	1
85	TCH	4	D	DURIS Vitezslav	5	2	0	1	1
86	NOR	14	D	LOSAMOEN Oivind	4	2	0	1	1
87	NOR	5	F	LUNDENES Haakon	5	2	0	1	1
	TCH	3	D	NELIBA Jan	5	2	0	1	1
	NOR	3	D	NILSEN Nils	5	2	0	1	1
	USA	17	D	O'CALLAHAN John	5	2	0	1	1
91	ROM	12	F	NISTOR Constantin Vasile	5	4	0	1	1
92	FRG	7	D	AUHUBER Klaus	5	6	0	1	1
	ROM	16	F	SOLYOM Laszlo	5	6	0	1	1
94	ROM	9	D	ANTAL Istvan	5	0	0	0	0
	NOR	18	F	FJELDSGAARD Knut	5	0	0	0	0
	TCH	22	F	HOLY Karel	5	0	0	0	0
	NOR	4	D	MARTINSEN Thor	5	0	0	0	0
	ROM	24	F	NAGY Zoltan Istvan	5	0	0	0	0
	ROM	21	F	PISARU Marian	5	0	0	0	0
	ROM	2	D	POPESCU Mihail Lucian	5	0	0	0	0
01	NOR	21	D	JARLSBO Oistein	5	2	0	0	0
	ROM	19	D	JUSTINIAN George	5	2	0	0	0
	NOR	13	F	ROYMARK Tom	5	2	0	0	0
	NOR	17	F	THORESEN Petter	5	2	0	0	0
05	ROM	17	F	NAGY Bela	5	6	0	0	0
	USA	20	D	SUTER Bob	5	6	0	0	0
07	ROM	4	D	BERDILA Ion	5	8	0	0	0
	NOR	16	D	PEDERSEN Erik	5	8	0	0	0

DATE: 02.12.80  
TIME: 15.35.14

OFFICIAL HOCKEY GAME REPORT  
OLYMPIC ARENA  
GAME TIME: S13.16 E15.26

PAGE 1  
GAME 1 FINAL RESULTS

TEAM A: TCH

DRESS: WHITE

TEAM B: NOR

DRESS: RED

1 G \* KRALIK Jiri  
24 G LANG Karel  
3 D NELIBA Jan  
4 D DURIS Vitezslav  
5 D CHALUPA Milan  
8 D KADLEC Arnold  
9 D DVORAK Miroslav  
15 D KABERLE Frantisek  
19 D \* BUBLA Jiri  
6 F NOVY Milan  
10 F MARTINEC Vladimir  
11 F NOVAK Jiri  
16 F FRYCER Miroslav  
18 F \* STASTNY Marian  
20 F \* STASTNY Anton  
21 F LUKAC Vincent  
22 F HOLY Karel  
23 F POUZAR Jaroslav  
25 F C\* EBERMAN Bohuslav  
26 F \* STASTNY Peter

1 G MARTINSEN Jim  
20 G \* WAALBERG Tore  
3 D \* NILSEN Nils  
4 D MARTINSEN Thor  
6 D ABRAHAMSEN Trond  
7 D C MOLBERG Rune  
14 D LOSAMOEN Oivind  
16 D PEDERSEN Erik  
21 D \* JARLSBO Oistein  
5 F LUNDENES Haakon  
8 F MYHRE Geir  
9 F \* JOHANSEN Morten  
10 F A\* SETHERENG Morten  
11 F \* ANDRESEN Knut  
12 F FALK NILSEN Tore  
13 F ROYMARK Tom  
15 F JOHANSEN Vidar  
17 F THORESEN Petter  
18 F FJELDSGAARD Knut  
22 F FOYN Stephen

SCORING TIME

GOAL

ASSISTS

25:33 23 TCH POUZAR 21 LUKAC 16 FRYCER  
31:11 6 TCH NOVY 21 LUKAC 5 CHALUPA  
33:00 18 TCH STASTNY 26 STASTNY  
34:13 10 TCH MARTINEC 5 CHALUPA 11 NOVAK  
38:01 25 TCH EBERMAN 11 NOVAK 5 CHALUPA  
42:13 23 TCH POUZAR 6 NOVY 21 LUKAC  
43:16 20 TCH STASTNY 26 STASTNY 4 DURIS  
45:54 25 TCH EBERMAN 9 DVORAK 10 MARTINEC  
48:33 26 TCH STASTNY 19 BUBLA 18 STASTNY  
52:51 6 TCH NOVY 8 KADLEC 21 LUKAC  
54:47 26 TCH STASTNY 18 STASTNY

DATE: 02.12.80  
 TIME: 15.35.14

OFFICIAL HOCKEY GAME REPORT  
 OLYMPIC ARENA  
 GAME TIME: S13.16 E15.26

PAGE 2  
 GAME 1 FINAL RESULTS

PENALTY TIME				MIN	OFFENSE	STATISTICS	1/3	2/3	3/3	F
01:46	7	NOR	MOLBERG	2	INTERFER					
05:17	11	NOR	ANDRESEN	2	HOOKING	SHOTS ON GOAL				
13:32	5	TCH	CHALUPA	2	TRIPPING	TCH	12	16	16	44
15:51	19	TCH	BUBLA	2	TRIPPING	NOR	3	4	3	10
15:59	21	NOR	JARLSBO	2	INTERFER	PEN MIN				
28:14	8	TCH	KADLEC	2	ELBOWING	TCH	4	6	2	12
35:38	8	TCH	KADLEC	2	TRIPPING	NOR	6	2	2	10
36:59	22	NOR	FOYN	2	ROUGHING	GOALS				
45:05	11	NOR	ANDRESEN	2	SLASHING	TCH	0	5	6	11
55:19	11	TCH	NOVAK	2	SLASHING	NOR	0	0	0	0
						REFEREE:	KAISLA			
						LINESMEN:	ENZIU KAPOLKA			

DATE: 02.12.80  
TIME: 16.15.57

OFFICIAL HOCKEY GAME REPORT  
OLYMPIC FIELDHOUSE  
GAME TIME: S13.34 E16.00

PAGE 1  
GAME 2 FINAL RESULTS

TEAM A: HOL

DRESS: WHITE

TEAM B: CAN

DRESS: RED

1 G \* LENSSEN Ted  
30 G DE BRUYN John  
6 D KOLIJN Patrick  
9 D PETERNOUSEK Georg  
11 D \* PLUYMERS AI  
12 D \* VAN GOG Rick  
14 D HILLE Henk  
17 D VAN SOLDT Frank  
2 F VAN HEUMEN Harry  
3 F C VAN WIEREN Larrie  
4 F BERTELING Ron  
5 F \* DE CLOE Dirk/Acob  
8 F DE HEER Jack  
10 F JANSSEN Jan  
15 F A VAN DE BROEK Klaas  
16 F KOOPMANS Leo  
18 F \* DE BRUYN Brian  
19 F HUIZINGA Chuck  
20 F \* DE GRAAUW Corky  
25 F KLOOSTER William

1 G \* DUPUIS Robert  
29 G PAGEAU Paul  
2 D A\* ANDERSON Warren  
3 D PIRIE J Bradley  
4 D C\* GREGG Randall  
5 D WATTERS Timothy  
7 D GRANT D N Joseph  
8 D SPRING Donald  
24 D O'MALLEY Terrence  
6 F DAVIDSON Ronald  
9 F ANDERSON Glenn  
11 F MAXWELL Kevin  
12 F NILL James  
15 F \* DEVANEY John  
17 F MACLEAN Paul  
18 F D'ALUISE Daniel  
19 F BERRY Ken  
20 F \* HINDMARCH David  
21 F A\* PRIMEAU Kevin  
22 F ZUPANCICH Stelio

SCORING TIME

GOAL

ASSISTS

01:56 20 HOL DE GRAAUW 5 DE CLOE  
04:04 21 CAN PRIMEAU 15 DEVANEY  
11:40 19 CAN BERRY 11 MAXWELL 24 O'MALLEY  
26:52 18 CAN D'ALUISE 24 O'MALLEY  
35:02 20 CAN HINDMARCH 15 DEVANEY  
43:31 9 CAN ANDERSON 6 DAVIDSON 12 NILL  
44:14 18 CAN D'ALUISE 22 ZUPANCICH 3 PIRIE  
50:35 15 CAN DEVANEY 21 PRIMEAU 20 HINDMARCH  
51:11 19 CAN BERRY 5 WATTERS 11 MAXWELL  
52:22 19 CAN BERRY 11 MAXWELL 17 MACLEAN  
58:11 20 CAN HINDMARCH 17 MACLEAN 6 DAVIDSON

DATE: 02.12.80  
 TIME: 16.15.57

OFFICIAL HOCKEY GAME REPORT  
 OLYMPIC FIELDHOUSE  
 GAME TIME: S13.34 E16.00

PAGE 2  
 GAME 2 FINAL RESULTS

PENALTY TIME				MIN	OFFENSE	STATISTICS	1/3	2/3	3/3	F
01:34	14	HOL	HILLE	2	X-CHECK					
13:55	18	CAN	D'ALUISE	2	HOOKING	SHOTS ON GOAL				
14:50	2	CAN	ANDERSON	2	X-CHECK	HOL	10	5	5	20
15:32	10	HOL	JANSSEN	2	HOLDING	CAN	10	13	17	40
18:20	12	CAN	NILL	2	INTERFER	PEN MIN				
21:17	21	CAN	PRIMEAU	2	TRIPPING	HOL	4	6	6	16
23:36	10	HOL	JANSSEN	2	ROUGHING	CAN	6	6	6	18
23:36	19	CAN	BERRY	2	HI-STICK	GOALS				
28:28	2	CAN	ANDERSON	2	INTERFER	HOL	1	0	0	1
34:49	5	HOL	DE CLOE	2	SLASHING	CAN	2	2	6	10
39:49	8	HOL	DE HEER	2	TRIPPING	REFEREE:	LINDGREN			
46:56	19	CAN	BERRY	2	TRIPPING	LINESMEN:	MORRISSEY			
49:07	5	HOL	DE CLOE	2	UNSPORT		REENERS			
49:07	5	HOL	DE CLOE	2	HOOKING					
55:55	11	HOL	PLUYMERS	2	ROUGHING					
55:55	15	CAN	DEVANEY	2	HOLDING					
58:11	17	CAN	MACLEAN	2	ROUGHING					



DATE: 02.12.80  
 TIME: 18.57.29

OFFICIAL HOCKEY GAME REPORT  
 OLYMPIC ARENA

PAGE 1  
 GAME 3 FINAL RESULTS

GAME TIME: S16.31 E18.50

TEAM A: ROM

DRESS: RED

TEAM B: FRG

DRESS: WHITE

1 G \* NETEDU Valerian  
 22 G HUTAN Gheorghe  
 2 D POPESCU Mihail Lucian  
 4 D BERDILA Ion  
 5 D \* GALL Sandor  
 8 D \* ANTAL Ellod Gergely  
 9 D ANTAL Istvan  
 14 D A MOROSAN Doru Iosif  
 19 D JUSTINIAN George  
 6 F C\* TUREANU Doru  
 7 F \* AXINTE Dumitru  
 10 F \* COSTEA Marian  
 12 F NISTOR Constantin Vasile  
 15 F HALAUCA Alexandru  
 16 F SOLYOM Laszlo  
 17 F NAGY Bela  
 18 F CAZACU Traian  
 20 F OLENICI Adrian  
 21 F PISARU Marian  
 24 F NAGY Zoltan Istvan

1 G ENGLBRECHT Bernhard  
 2 G \* SUTTNER Sigmund  
 4 D A\* KIESSLING Udo  
 5 D \* KRULL Harald  
 7 D AUHUBER Klaus  
 23 D KRETSCHMER Horst-Peter  
 24 D REIL Joachim  
 6 F SCHARF Peter  
 8 F C\* PHILLIPP Rainer  
 10 F REINDL Franz  
 11 F \* KUHL Marcus  
 12 F HINTERSTOCKER Martin  
 14 F EGEN Ulrich  
 16 F TRUNTSCHKA Gerhard  
 17 F ZACH Hans  
 18 F HINTERSTOCKER Hermann  
 19 F HOFNER Ernst  
 20 F \* VACATKO Vladimir  
 21 F WILD Martin  
 22 F MEITINGER Holger

SCORING TIME	GOAL	ASSISTS
05:15	10 ROM COSTEA	14 MOROSAN
11:50	20 FRG VACATKO	8 PHILLIPP
22:37	16 FRG TRUNTSCHKA	14 EGEN
24:46	10 ROM COSTEA	8 ANTAL
26:13	20 FRG VACATKO	11 KUHL
35:34	14 FRG EGEN	6 SCHARF
37:46	6 ROM TUREANU	5 GALL
44:12	6 ROM TUREANU	10 COSTEA
46:30	6 ROM TUREANU	5 GALL
53:17	20 ROM OLENICI	

PENALTY TIME	MIN	OFFENSE	STATISTICS	1/3	2/3	3/3	F
01:15	22	FRG MEITINGER					
02:53	17	ROM NAGY					
04:52	11	FRG KUHL					
06:02	4	ROM BERDILA					
14:27	20	ROM OLENICI					
18:06	7	FRG AUHUBER					
18:53	4	FRG KIESSLING					
23:06	24	FRG REIL					
23:57	4	ROM BERDILA					
23:57	20	FRG VACATKO					
26:50	11	FRG KUHL					
26:50	15	ROM HALAUCA					
26:50	15	ROM HALAUCA					
28:01	23	FRG KRETSCHMER					
29:39	10	ROM COSTEA					
34:23	12	ROM NISTOR					

SHOTS ON GOAL	ROM	FRG	PEN MIN	ROM	FRG	GOALS	ROM	FRG
	17	18		6	8		1	1
	16	22		10	8		2	3
	5	13		0	0		3	0
	38	53		16	16		6	4

REFEREE:	LINESMEN:
NEAGLES	HOLLETT
	LAROCHELLE

DATE: 02.12.80  
 TIME: 20.00.34

OFFICIAL HOCKEY GAME REPORT  
 OLYMPIC FIELDHOUSE  
 GAME TIME: S17.21 E19.50

PAGE 1  
 GAME 4 FINAL RESULTS

TEAM A: SWE

DRESS: YELLOW

TEAM B: USA

DRESS: BLUE

1 G \* LINDBERGH Pelle  
 28 G LOEFQVIST William  
 2 D \* JONSSON Tomas  
 3 D ANDERSSON Sture  
 4 D A\* WEINSTOCK Ulf  
 6 D ERIKSSON Jan  
 7 D SAMUELSSON Tommy  
 9 D C WALTIN Mats  
 27 D ERIKSSON Thomas  
 8 F LUNDQVIST Per  
 12 F AAHLBERG Mats  
 14 F ERIKSSON Haakan  
 15 F \* NAESLUND Mats  
 16 F NORBERG Lennart  
 17 F \* LUNDHOLM Bengt  
 18 F \* HOLMGREN Leif  
 19 F BERGLUND Bo  
 21 F SOEDERSTOEM Dan  
 22 F LUCKNER Harald  
 23 F MOHLIN Lars

1 G JANASZAK Steve  
 30 G \* CRAIG James  
 3 D MORROW Kenneth  
 5 D RAMSEY Michael  
 6 D A\* BAKER William  
 20 D SUTER Bob  
 8 F SILK David  
 9 F BROTEN Neal  
 10 F \* JOHNSON Mark  
 11 F CHRISTOFF Steven  
 15 F WELLS Mark  
 16 F PAVELICH Mark  
 19 F \* STROBEL Eric  
 21 F C ERUZIONE Michael  
 23 F \* CHRISTIAN David  
 24 F \* MCCLANAHAN Robert  
 25 F SCHNEIDER William  
 27 F VERCHOTA Philip  
 28 F HARRINGTON John

SCORING TIME	GOAL	ASSISTS
11:04	3 SWE ANDERSSON	23 MOHLIN
39:32	8 USA SILK	5 RAMSEY
44:45	27 SWE ERIKSSON	22 LUCKNER
59:33	6 USA BAKER	16 PAVELICH
		8 LUNDQVIST
		10 JOHNSON
		25 SCHNEIDER

PENALTY TIME	MIN	OFFENSE	STATISTICS	1/3	2/3	3/3	F
13:34	5	USA RAMSEY	2	X-CHECK			
25:20	9	SWE WALTIN	2	INTERFER			
45:32	2	SWE JONSSON	2	TRIPPING			
47:45	27	SWE ERIKSSON	2	ROUGHING			
47:45	21	USA ERUZIONE	2	ROUGHING			
52:17	6	SWE ERIKSSON	2	HOLDING			
54:15	3	USA MORROW	2	X-CHECK			
			SHOTS ON GOAL SWE 16 11 9 36 USA 7 12 10 29 PEN MIN SWE 0 2 6 8 USA 2 0 4 6 GOALS SWE 1 0 1 2 USA 0 1 1 2				
			REFEREE: DOMBROVSKI LINESMEN: STUART TOEMAN				

DATE: 02.12.80  
 TIME: 22.48.52

OFFICIAL HOCKEY GAME REPORT  
 OLYMPIC ARENA  
 GAME TIME: S20.00 E22.14

PAGE 1  
 GAME 5 FINAL RESULTS

TEAM A: POL

DRESS: WHITE

TEAM B: FIN

DRESS: BLUE

1 G \* WOJTYNEK Henryk  
 2 G LUKASZKA Pawel  
 3 D UJWARY Andrzej  
 5 D JANISZEWSKI Henryk  
 6 D GRUTH Henryk  
 14 D JANCZY Andrzej  
 20 D A\* POTZ Jerzy  
 21 D SYNOWIEC Ludwik  
 25 D \* MARCINCZAK Marek  
 7 F C\* CHOWANIEC Stefan  
 8 F JOBCZYK Wieslaw  
 9 F OBLOJ Tadeusz  
 10 F SIKORA Dariusz  
 12 F \* KOKOSZKA Leszek  
 15 F ZABAWA Andrzej  
 16 F PYTEL Henryk  
 17 F KLOCEK Stanislaw  
 18 F JACHNA Leszek  
 19 F \* DZIUBINSKI Bosdan  
 22 F MALYSIAK Andrzej

1 G KIVELA Antero  
 19 G \* VALTONEN Jorma  
 3 D \* SUORANIEMI Seppo  
 4 D SAARINEN Olli  
 6 D \* HAAPALAINEN Hannu  
 8 D C LEVO Tapio  
 9 D ELORANTA Kari  
 10 D LITMA Lasse  
 12 F PELTONEN Esa  
 13 F VILLA Ismo  
 15 F \* LEINONEN Mikko  
 16 F \* KIIMALAINEN Markku  
 17 F KURRI Jari  
 20 F KOSKILAHTI Jukka  
 21 F KOSKINEN Hannu  
 22 F LEPPANEN Reijo  
 23 F HAKULINEN Markku  
 25 F A\* PORVARI Jukka  
 28 F MAKITALO Jarmo  
 29 F SUSI Timo

SCORING TIME	GOAL	ASSISTS
14:48	15 POL ZABAWA	8 JOBCZYK 22 MALYSIAK
21:16	8 FIN LEVO	10 LITMA 23 HAKULINEN
27:13	15 POL ZABAWA	8 JOBCZYK 22 MALYSIAK
29:52	13 POL KOKOSZKA	7 CHOWANIEC
30:27	25 FIN PORVARI	15 LEINONEN 3 SUORANIEMI
33:08	8 POL JOBCZYK	22 MALYSIAK 15 ZABAWA
34:40	13 POL KOKOSZKA	19 DZIUBINSKI 25 MARCINCZAK
36:57	15 FIN LEINONEN	16 KIIMALAINEN 25 PORVARI
46:05	22 FIN LEPPANEN	8 LEVO 12 PELTONEN

PENALTY TIME	MIN	OFFENSE	STATISTICS	1/3	2/3	3/3	F
00:26	3	FIN SUORANIEMI	2	INTERFER			
11:09	7	POL CHOWANIEC	2	SLASHING			
12:59	99	FIN * BENCH PENALTY *	2	2MANYMEN			
17:39	14	POL JANCZY	2	HOLDING			
20:29	13	POL KOKOSZKA	2	HOOKING			
48:29	3	POL UJWARY	2	IL-STICK			
59:59	16	POL PYTEL	2	CHARGING			
			SHOTS ON GOAL POL 7 8 10 25 FIN 12 18 19 49 PEN MIN POL 4 2 4 10 FIN 4 0 0 4 GOALS POL 1 4 0 5 FIN 0 3 1 4				

REFEREE: HALEY  
 LINESMEN: DOYLE  
 HUBER

DATE: 02.14.80  
TIME: 19.24.32

OFFICIAL HOCKEY GAME REPORT  
OLYMPIC FIELDHOUSE  
GAME TIME: S20.41 E22.40

PAGE 1  
GAME 6 FINAL RESULTS

TEAM A: JPN

DRESS: WHITE

TEAM B: URS

DRESS: RED

1 G MISAWA Minoru  
25 G \* IWAMOTO Takeshi  
3 D \* HORI Hiroshi  
4 D NAKAYAMA Iwao  
6 D ITO Norio  
9 D NAKAMURA Hitoshi  
11 D \* FUJII Tadamitsu  
22 D WKASA Koji  
7 F HONDA Yoshiaki  
8 F \* KAWAMURA Katsuyoshi  
10 F AZUMA Takeshi  
12 F \* MISAWA Satoru  
13 F MATSUDA Mikio  
14 F HONMA Sadaki  
15 F SAKURAI Hideo  
16 F C HANZAWA Tsutomu  
17 F URABE Hideo  
18 F \* WAKABAYASHI Osamu  
20 F HOSOI Mikio  
23 F A HOSHINO Yoshio

1 G MYSHKIN Vladimir  
20 G \* TRETJAK Vladislav  
2 D \* FETISOV Viacheslav  
5 D PERVUKHIN Vasili  
6 D VASILIEV Valeri  
7 D \* KASATONOV Aleksei  
12 D STARIKOV Sergei  
14 D BILJALETDINOV Zinetulla  
9 F KRUTOV Vladimir  
10 F MALTSEV Alexandre  
11 F LEBEDEV Juri  
13 F C\* MIKHAILOV Boris  
16 F \* PETROV Vladimir  
17 F \* KHARLAMOV Valeri  
19 F BALDERIS Helmut  
22 F ZHLUKTOV Victor  
23 F GOLIKOV Aleksandre  
24 F MAKAROV Sergei  
25 F GOLIKOV Vladimir  
26 F SKVORTSOV Aleksandre

SCORING TIME

GOAL

ASSISTS

03:42	12	URS	STARIKOV	16	PETROV	13	MIKHAILOV
07:55	17	URS	KHARLAMOV	13	MIKHAILOV		
09:47	23	URS	GOLIKOV	24	MAKAROV	12	STARIKOV
12:19	2	URS	FETISOV	16	PETROV	17	KHARLAMOV
14:59	23	URS	GOLIKOV	24	MAKAROV		
17:30	19	URS	BALDERIS	12	STARIKOV	22	ZHLUKTOV
19:00	25	URS	GOLIKOV	24	MAKAROV		
19:27	25	URS	GOLIKOV	2	FETISOV	23	GOLIKOV
20:06	16	URS	PETROV	7	KASATONOV		
21:20	7	URS	KASATONOV	13	MIKHAILOV	19	BALDERIS
24:20	24	URS	MAKAROV	25	GOLIKOV	6	VASILIEV
26:33	13	URS	MIKHAILOV	12	STARIKOV	17	KHARLAMOV
38:06	2	URS	FETISOV	13	MIKHAILOV	17	KHARLAMOV
46:26	22	URS	ZHLUKTOV	19	BALDERIS	26	SKVORTSOV
51:21	16	URS	PETROV	5	PERVUKHIN	17	KHARLAMOV
54:49	23	URS	GOLIKOV	24	MAKAROV	25	GOLIKOV

DATE: 02.14.80  
TIME: 19.24.32

OFFICIAL HOCKEY GAME REPORT  
OLYMPIC FIELDHOUSE  
GAME TIME: S20.41 E22.40

PAGE 2  
GAME 6 FINAL RESULTS

PENALTY TIME		MIN OFFENSE		STATISTICS		1/3	2/3	3/3	F
02:56	7 URS KASATONOV	2	TRIPPING	SHOTS ON GOAL					
				JPN	3	8	6	17	
				URS	28	19	20	67	
				PEN MIN					
				JPN	0	0	0	0	
				URS	2	0	0	2	
				GOALS					
				JPN	0	0	0	0	
				URS	8	5	3	16	
				REFEREE:		KOMPALLA			
				LINESMEN:		DEMERS FISCHER			

DATE: 02.14.80  
 TIME: 15.32.29

OFFICIAL HOCKEY GAME REPORT  
 OLYMPIC ARENA

PAGE 1  
 GAME 7 FINAL RESULTS

GAME TIME: S13.04 E15.15

TEAM A: ROM

DRESS: RED

TEAM B: SWE

DRESS: YELLOW

1 G \* NETEDU Valerian  
 22 G HUTAN Gheorghe  
 2 D POPESCU Mihail Lucian  
 4 D BERDILA Ion  
 5 D \* GALL Sandor  
 8 D \* ANTAL Ellod Gergely  
 9 D ANTAL Istvan  
 14 D A MOROSAN Doru Iosif  
 19 D JUSTINIAN George  
 6 F C\* TUREANU Doru  
 7 F \* AXINTE Dumitru  
 10 F \* COSTEA Marian  
 12 F NISTOR Constantin Vasile  
 15 F HALAUCA Alexandru  
 14 F SOLYOM Laszlo  
 17 F NAGY Bela  
 18 F CAZACU Traian  
 20 F OLENICI Adrian  
 21 F PISARU Marian  
 24 F NAGY Zoltan Istvan

1 G LINDBERGH Pelle  
 28 G \* LOEFQVIST William  
 2 D \* JONSSON Tomas  
 3 D ANDERSSON Sture  
 4 D A\* WEINSTOCK Ulf  
 6 D ERIKSSON Jan  
 7 D SAMUELSSON Tommy  
 9 D C WALTIN Mats  
 27 D ERIKSSON Thomas  
 8 F LUNDQVIST Per  
 12 F \* AAHLBERG Mats  
 14 F ERIKSSON Haakan  
 15 F \* NAESLUND Mats  
 16 F NORBERG Lennart  
 17 F LUNDHOLM Bengt  
 18 F \* HOLMGREN Leif  
 19 F BERGLUND Bo  
 21 F SOEDERSTOEM Dan  
 22 F LUCKNER Harald  
 23 F MOHLIN Lars

SCORING TIME	GOAL	ASSISTS
00:40	12 SWE AAHLBERG	15 NAESLUND
05:59	8 SWE LUNDQVIST	7 SAMUELSSON 19 BERGLUND
07:42	6 SWE ERIKSSON	9 WALTIN
21:50	27 SWE ERIKSSON	21 SOEDERSTOEM 23 MOHLIN
28:05	23 SWE MOHLIN	
32:31	23 SWE MOHLIN	19 BERGLUND
37:17	17 SWE LUNDHOLM	14 ERIKSSON
50:18	2 SWE JONSSON	18 HOLMGREN

PENALTY TIME	MIN	OFFENSE	STATISTICS	1/3	2/3	3/3	F
01:41	19	ROM JUSTINIAN	2	TRIPPING			
09:18	5	ROM GALL	2	INTERFER			
09:18	18	SWE HOLMGREN	2	SLASHING			
10:02	14	SWE ERIKSSON	2	HOLDING			
19:22	23	SWE MOHLIN	2	SLASHING			
19:32	15	ROM HALAUCA	2	HOOKING			
19:38	18	ROM CAZACU	2	SLASHING			
19:38	19	SWE BERGLUND	2	SLASHING			
19:38	18	ROM CAZACU	2	HOLDING			
21:01	8	ROM ANTAL	2	TRIPPING			
33:23	12	SWE AAHLBERG	2	HOOKING			
38:05	4	ROM BERDILA	2	HOOKING			
53:49	12	SWE AAHLBERG	5	SLASHING			
57:13	10	ROM COSTEA	2	HOOKING			
59:59	10	ROM COSTEA	10	MISCOND			
				SHOTS ON GOAL			
				ROM	9	5	5
				SWE	16	23	5
				PEN MIN			
				ROM	10	4	12
				SWE	8	2	5
				GOALS			
				ROM	0	0	0
				SWE	3	4	1
				REFEREE:	KAISLA		
				LINESMEN:	HUBER		
					STUART		

DATE: 02.14.80  
TIME: 19.28.08

OFFICIAL HOCKEY GAME REPORT  
OLYMPIC FIELDHOUSE  
GAME TIME: S13.31 15.42

PAGE 1  
GAME 8 FINAL RESULTS

TEAM A: NOR

DRESS: RED

TEAM B: FRG

DRESS: WHITE

1 G MARTINSEN Jim  
20 G \* WAALBERG Tore  
3 D \* NILSEN Nils  
4 D MARTINSEN Thor  
6 D ABRAHAMSEN Trond  
7 D C MOLBERG Rune  
14 D LOSAMOEN Oivind  
16 D A PEDERSEN Erik  
21 D \* JARLSBO Oistein  
5 F LUNDENES Haakon  
8 F MYHRE Geir  
9 F \* JOHANSEN Morten  
10 F A\* SETHERENG Morten  
11 F \* ANDRESEN Knut  
12 F FALK NILSEN Tore  
13 F ROYMARK Tom  
15 F JOHANSEN Vidar  
17 F THORESEN Petter  
18 F FJELDSGAARD Knut  
22 F FOYN Stephen

1 G \* ENGLBRECHT Bernhard  
2 G SUTTNER Sigmund  
4 D A\* KIESSLING Udo  
5 D \* KRULL Harald  
7 D AUHUBER Klaus  
23 D KRETSCHMER Horst-Peter  
24 D REIL Joachim  
6 F SCHARF Peter  
8 F C\* PHILLIPP Rainer  
10 F REINDL Franz  
11 F \* KUHL Marcus  
12 F HINTERSTOCKER Martin  
14 F EGEN Ulrich  
16 F TRUNTSCHKA Gerhard  
17 F ZACH Hans  
18 F HINTERSTOCKER Hermann  
19 F HOFNER Ernst  
20 F \* VACATKO Vladimir  
21 F WILD Martin  
22 F MEITINGER Holger

SCORING TIME

GOAL

ASSISTS

06:03	11	NOR	ANDRESEN	9	JOHANSEN		
07:51	20	FRG	VACATKO	11	KUHL	24	REIL
08:49	4	FRG	KIESSLING	16	TRUNTSCHKA	22	MEITINGER
09:08	17	FRG	ZACH	6	SCHARF	12	HINTERSTOCKER
09:33	23	FRG	KRETSCHMER	12	HINTERSTOCKER	18	HINTERSTOCKER
10:18	19	FRG	HOFNER	10	REINDL		
12:13	12	NOR	FALK NILSEN	8	MYHRE		
25:26	15	NOR	JOHANSEN	8	MYHRE		
30:52	16	FRG	TRUNTSCHKA	5	KRULL	4	KIESSLING
34:01	20	FRG	VACATKO	8	PHILLIPP	11	KUHL
39:53	16	FRG	TRUNTSCHKA	14	EGEN	22	MEITINGER
40:42	11	FRG	KUHL	20	VACATKO	5	KRULL
50:49	23	FRG	KRETSCHMER	21	WILD	6	SCHARF
52:41	10	NOR	SETERENG	9	JOHANSEN	5	LUNDENES

DATE: 02.14.80  
 TIME: 19.28.08

OFFICIAL HOCKEY GAME REPORT  
 OLYMPIC FIELDHOUSE  
 GAME TIME: 13.31 E 15.42

PAGE 2  
 GAME 8 FINAL RESULTS

PENALTY TIME				MIN OFFENSE		STATISTICS	1/3	2/3	3/3	F
19:45	7	FRG	AUHUBER	2	SLASHING					
23:07	8	NOR	MYHRE	2	X-CHECK	SHOTS ON GOAL				
28:11	16	NOR	PEDERSEN	2	X-CHECK	NOR	4	8	8	20
35:33	8	NOR	MYHRE	2	TRIPPING	FRG	23	17	11	51
35:33	14	FRG	EGEN	2	SLASHING	PEN MIN				
42:58	5	NOR	LUNDENES	2	TRIPPING	NOR	0	6	7	13
44:08	4	FRG	KIESSLING	2	INTERFER	FRG	2	2	11	15
58:50	22	FRG	MEITINGER	2	TRIPPING	GOALS				
58:50	22	FRG	MEITINGER	2	X-CHECK	NOR	2	1	1	4
59:40	22	NOR	FOYN	5	ROUGHING	FRG	5	3	2	10
59:40	16	FRG	TRUNTSCHKA	5	ROUGHING	REFEREE:	DOMBROVSKI			
						LINESMEN:	MORRISSEY REENERS			



DATE: 02.14.80  
 TIME: 18.50.03

OFFICIAL HOCKEY GAME REPORT  
 OLYMPIC ARENA

PAGE 1  
 GAME 9 FINAL RESULTS

GAME TIME: S16.28 E18.40

TEAM A: HOL

DRESS: WHITE

TEAM B: URS

DRESS: RED

1 G LENSSEN Ted  
 30 G \* DE BRUYN John  
 6 D KOLIJN Patrick  
 9 D \* PETERNOUSEK Georg  
 11 D PLUYMERS AI  
 12 D VAN GOG Rick  
 14 D \* HILLE Henk  
 17 D VAN SOLDT Frank  
 2 F VAN HEUMEN Harry  
 3 F C\* VAN WIEREN Larrie  
 4 F BERTELING Ron  
 5 F DE CLOE Dirk/Acob  
 8 F \* DE HEER Jack  
 10 F \* JANSSEN Jan  
 15 F A VAN DE BROEK Klaas  
 16 F KOOPMANS Leo  
 18 F DE BRUYN Brian  
 19 F HUIZINGA Chuck  
 20 F DE GRAAUW Corky  
 25 F KLOOSTER William

1 G \* MYSHKIN Vladimir  
 20 G TRETJAK Vladislav  
 2 D \* FETISOV Viacheslav  
 5 D PERVUKHIN Vasili  
 6 D A VASILIEV Valeri  
 7 D \* KASATONOV Aleksei  
 12 D STARIKOV Sergei  
 14 D BILJALETDINOV Zinetulla  
 9 F KRUTOV Vladimir  
 10 F MALTSEV Alexandre  
 11 F LEBEDEV Juri  
 13 F C\* MIKHAILOV Boris  
 16 F \* PETROV Vladimir  
 17 F \* KHARLAMOV Valeri  
 19 F BALDERIS Helmut  
 22 F ZHLUKTOV Victor  
 23 F GOLIKOV Aleksandre  
 24 F MAKAROV Sergei  
 25 F GOLIKOV Vladimir  
 26 F SKVORTSOV Aleksandre

SCORING TIME

GOAL

ASSISTS

04:24	2	URS	FETISOV	9	KRUTOV	10	MALTSEV
04:43	9	URS	KRUTOV	11	LEBEDEV	7	KASATONOV
09:59	6	URS	VASILIEV	11	LEBEDEV	12	STARIKOV
10:12	16	URS	PETROV	5	PERVUKHIN		
11:43	17	URS	KHARLAMOV	13	MIKHAILOV	5	PERVUKHIN
11:51	14	HOL	HILLE	3	VAN WIEREN	8	DE HEER
14:41	11	URS	LEBEDEV	10	MALTSEV		
16:41	10	URS	MALTSEV	22	ZHLUKTOV		
19:19	11	URS	LEBEDEV	2	FETISOV	10	MALTSEV
21:41	22	URS	ZHLUKTOV	14	BILJALETDINOV		
22:02	11	URS	LEBEDEV	22	ZHLUKTOV	26	SKVORTSOV
24:32	23	URS	GOLIKOV	25	GOLIKOV		
30:21	23	URS	GOLIKOV				
31:07	9	URS	KRUTOV	10	MALTSEV	5	PERVUKHIN
36:09	9	URS	KRUTOV	11	LEBEDEV	7	KASATONOV
33:49	20	HOL	DE GRAAUW	25	KLOOSTER	5	DE CLOE
39:14	10	URS	MALTSEV	9	KRUTOV		
41:52	5	HOL	DE CLOE				
47:12	24	URS	MAKAROV	25	GOLIKOV	12	STARIKOV
56:14	20	HOL	DE GRAAUW	25	KLOOSTER		
56:21	24	URS	MAKAROV	25	GOLIKOV	23	GOLIKOV

DATE: 02.14.80  
 TIME: 18.50.03

OFFICIAL HOCKEY GAME REPORT  
 OLYMPIC ARENA  
 GAME TIME: S16.28 E18.40

PAGE 2  
 GAME 9 FINAL RESULTS

PENALTY TIME				MIN	OFFENSE	STATISTICS	1/3	2/3	3/3	F
02:21	6	HOL	KOLIJN	2	INTERFER					
08:06	19	URS	BALDERIS	5	H-STICK	SHOTS ON GOAL				
09:01	12	HOL	VAN GOG	2	ROUGHING	HOL	11	5	10	26
09:01	23	URS	GOLIKOV	2	ROUGHING	URS	13	21	15	49
16:57	23	URS	GOLIKOV	2	ELBOWING	PEN MIN				
19:35	2	URS	FETISOV	2	ELBOWING	HOL	6	2	6	14
19:42	11	URS	LEBEDEV	2	ROUGHING	URS	11	0	2	13
19:42	14	HOL	HILLE	2	ROUGHING	GOALS				
25:48	25	HOL	KLOOSTER	2	X-CHECK	HOL	1	1	2	4
49:55	25	HOL	KLOOSTER	2	X-CHECK	URS	8	7	2	17
52:01	17	URS	KHARLAMOV	2	INTERFER	REFEREE:	SUBRT			
53:08	20	HOL	DE GRAAUW	2	SLASHING	LINESMEN:	DEMERS			
58:16	3	HOL	VAN WIEREN	2	HOOKING		DOYLE			

DATE: 02.14.80  
 TIME: 19.15.06

OFFICIAL HOCKEY GAME REPORT  
 OLYMPIC FIELDHOUSE  
 GAME TIME: S17.00 E19.09

PAGE 1  
 GAME 10 FINAL RESULTS

TEAM A: POL

DRESS: WHITE

TEAM B: CAN

DRESS: RED

1 G \* WOJTYNEK Henryk  
 2 G LUKASZKA Pawel  
 3 D UJWARY Andrzej  
 5 D JANISZEWSKI Henryk  
 6 D GRUTH Henryk  
 14 D JANCZY Andrzej  
 20 D A\* POTZ Jerzy  
 21 D SYNOWIEC Ludwik  
 25 D \* MARCINCZAK Marek  
 7 F C\* CHOWANIEC Stefan  
 8 F JOBCZYK Wieslaw  
 9 F OBLOJ Tadeusz  
 10 F SIKORA Dariusz  
 13 F \* KOKOSZKA Leszek  
 15 F ZABAWA Andrzej  
 16 F PYTEL Henryk  
 17 F KLOCEK Stanislaw  
 18 F JACHNA Leszek  
 19 F \* DZIUBINSKI Bosdan  
 22 F MALYSIAK Andrzej

1 G DUPUIS Robert  
 29 G \* PAGEAU Paul  
 2 D \* ANDERSON Warren  
 3 D PIRIE J Bradley  
 4 D C\* GREGG Randall  
 5 D WATTERS Timothy  
 7 D GRANT D N Joseph  
 8 D SPRING Donald  
 24 D O'MALLEY Terrence  
 6 F DAVIDSON Ronald  
 9 F ANDERSON Glenn  
 11 F \* MAXWELL Kevin  
 12 F NILL James  
 15 F DEVANEY John  
 17 F \* MACLEAN Paul  
 18 F D'ALVISE Daniel  
 19 F \* BERRY Ken  
 20 F HINDMARCH David  
 21 F A PRIMEAU Kevin  
 22 F ZUPANCICH Stelio

SCORING TIME	GOAL	ASSISTS
03:17 22 CAN	ZUPANCICH	3 PIRIE 18 D'ALVISE
23:17 8 POL	JOBCZYK	15 ZABAWA
30:56 5 CAN	WATTERS	9 ANDERSON 8 SPRING
32:06 19 CAN	BERRY	11 MAXWELL 17 MACLEAN
47:42 15 CAN	DEVANEY	20 HINDMARCH 4 GREGG
53:29 21 CAN	PRIMEAU	

PENALTY TIME	MIN OFFENSE	STATISTICS	1/3	2/3	3/3	F
		SHOTS ON GOAL				
		POL	8	6	11	25
		CAN	9	16	11	36
		PEN MIN				
		POL	0	0	0	0
		CAN	0	0	0	0
		GOALS				
		POL	0	1	0	1
		CAN	1	2	2	5
		REFEREE:	KOMPALLA			
		LINESMEN:	FUKUDA TOEMAN			

DATE: 02.16.80  
TIME: 17.21.50OFFICIAL HOCKEY GAME REPORT  
OLYMPIC ARENAPAGE 1  
GAME 11 FINAL RESULTS

GAME TIME: S20.05 E22.10

TEAM A: JPN

DRESS: WHITE

TEAM B: FIN

DRESS: BLUE

1 G \* MISAWA Minoru  
25 G IWAMOTO Takeshi  
3 D \* HORI Hiroshi  
4 D NAKAYAMA Iwao  
6 D ITO Norio  
9 D NAKAMURA Hitoshi  
11 D \* FUJII Tadimitsu  
22 D WKASA Koji  
7 F HONDA Yoshiaki  
8 F KAWAMURA Katsuyoshi  
10 F AZUMA Takeshi  
12 F \* MISAWA Satoru  
13 F MATSUDA Mikio  
14 F HONMA Sadaki  
15 F SAKURAI Hideo  
16 F C\* HANZAWA Tsutomu  
17 F URABE Hideo  
20 F HOSOI Mikio  
23 F A\* HOSHINO Yoshio

1 G \* KIVELA Antero  
19 G VALTONEN Jorma  
3 D \* SUORANIEMI Seppo  
4 D SAARINEN Olli  
6 D \* HAAPALAINEN Hannu  
8 D C LEVO Tapio  
9 D ELORANTA Kari  
10 D LITMA Lasse  
12 F PELTONEN Esa  
13 F VILLA Ismo  
15 F \* LEINONEN Mikko  
16 F \* KIIMALAINEN Markku  
17 F KURRI Jari  
20 F KOSKILAHTI Jukka  
21 F KOSKINEN Hannu  
22 F LEPPANEN Reijo  
23 F HAKULINEN Markku  
25 F A\* PORVARI Jukka  
28 F MAKITALO Jarmo  
29 F SUSI Timo

SCORING TIME	GOAL	ASSISTS
02:02	23 FIN HAKULINEN	12 PELTONEN
05:43	15 FIN LEINONEN	16 KIIMALAINEN
22:47	22 FIN LEPPANEN	23 HAKULINEN
33:36	15 FIN LEINONEN	16 KIIMALAINEN
37:57	12 JPN MISAWA	3 HORI
39:59	14 JPN HONMA	3 HORI
43:34	16 FIN KIIMALAINEN	
47:38	10 JPN AZUMA	13 MATSUDA
51:11	22 FIN LEPPANEN	8 LEVO
		8 LEVO
		25 PORVARI
		16 HANZAWA
		12 MISAWA
		12 PELTONEN

PENALTY TIME	MIN	OFFENSE	STATISTICS	1/3	2/3	3/3	F
01:00	23 JPN	HOSHINO					
07:33	11 JPN	FUJII					
10:28	12 FIN	PELTONEN					
25:05	3 FIN	SUORANIEMI					
25:05	14 JPN	HONMA					
26:46	10 FIN	LITMA					
39:00	10 FIN	LITMA					
49:44	11 JPN	FUJII					
49:44	29 FIN	SUSI					
58:00	8 FIN	LEVO					
			SHOTS ON GOAL				
			JPN	8	13	8	29
			FIN	16	17	18	51
			PEN MIN				
			JPN	4	2	0	6
			FIN	2	6	0	8
			GOALS				
			JPN	0	2	1	3
			FIN	2	2	2	6

REFEREE: HALEY  
LINESMEN: ENZIU  
KAPOLKA

DATE: 02.14.80  
 TIME: 23.10.27

OFFICIAL HOCKEY GAME REPORT  
 OLYMPIC FIELDHOUSE  
 GAME TIME: S20.36 E23.04

PAGE 1  
 GAME 12 FINAL RESULTS

TEAM A: USA

DRESS: WHITE

TEAM B: TCH

DRESS: RED

1 G JANASZAK Steve  
 30 G \* CRAIG James  
 3 D \* MORROW Kenneth  
 5 D \* RAMSEY Michael  
 6 D A BAKER William  
 17 D O'CALLAHAN John  
 20 D SUTER Bob  
 8 F SILK David  
 9 F BROTEN Neal  
 10 F \* JOHNSON Mark  
 11 F CHRISTOFF Steven  
 15 F WELLS Mark  
 16 F PAVELICH Mark  
 19 F \* STROBEL Eric  
 21 F C ERUZIONE Michael  
 23 F CHRISTIAN David  
 24 F \* MCCLANAHAN Robert  
 25 F SCHNEIDER William  
 27 F VERCHOTA Philip  
 28 F HARRINGTON John

1 G \* KRALIK Jiri  
 24 G LANG Karel  
 3 D NELIBA Jan  
 4 D \* DURIS Vitezslav  
 5 D CHALUPA Milan  
 8 D KADLEC Arnold  
 9 D DVORAK Miroslav  
 15 D KABERLE Frantisek  
 19 D \* BUBLA Jiri  
 6 F NOVY Milan  
 10 F MARTINEC Vladimir  
 11 F NOVAK Jiri  
 16 F FRYCER Miroslav  
 18 F \* STASTNY Marian  
 20 F \* STASTNY Anton  
 21 F LUKAC Vincent  
 22 F HOLY Karel  
 23 F POUZAR Jaroslav  
 25 F C EBERMAN Bohuslav  
 26 F \* STASTNY Peter

SCORING TIME	GOAL	ASSISTS
02:23 23 TCH	POUZAR	15 KABERLE 6 NOVY
04:39 21 USA	ERUZIONE	9 BROTEN
05:45 16 USA	PAVELICH	25 SCHNEIDER 23 HARRINGTON
12:07 18 TCH	STASTNY	26 STASTNY
24:33 25 USA	SCHNEIDER	16 PAVELICH
35:28 10 USA	JOHNSON	24 MCCLANAHAN
42:59 27 USA	VERCHOTA	23 CHRISTIAN
43:59 25 USA	SCHNEIDER	28 HARRINGTON
45:36 11 TCH	NOVAK	21 LUKAC
50:54 24 USA	MCCLANAHAN	10 JOHNSON

PENALTY TIME	MIN	OFFENSE	STATISTICS	1/3	2/3	3/3	F
12:20 27 USA	2	X-CHECK	SHOTS ON GOAL	USA 11	5	11	27
14:51 5 TCH	2	TRIPPING					
18:29 20 TCH	2	HOOKING	TCH 13	6	12	31	
26:17 24 USA	2	SLASHING	PEN MIN	USA 2	4	4	10
30:55 23 TCH	2	ROUGHING					
30:55 23 USA	2	ROUGHING	TCH 4	2	4	10	
56:55 26 TCH	2	ROUGHING	GOALS	USA 2	2	3	7
56:55 26 TCH	2	ROUGHING					
56:55 11 USA	2	ROUGHING	TCH 2	0	1	3	
56:55 11 USA	2	ROUGHING					

REFEREE: LINDGREN  
 LINESMEN: HOLLETT  
 LAROCHELLE

DATE: 02.16.80  
 TIME: 15.57.59

OFFICIAL HOCKEY GAME REPORT  
 OLYMPIC ARENA  
 GAME TIME: S13.07 E15.28

PAGE 1  
 GAME 13 FINAL RESULTS

TEAM A: USA

DRESS: WHITE

TEAM B: NOR

DRESS: RED

1 G JANASZAK Steve  
 30 G \* CRAIG James  
 3 D MORROW Kenneth  
 5 D RAMSEY Michael  
 6 D A\* BAKER William  
 17 D O'CALLAHAN John  
 20 D SUTER Bob  
 8 F SILK David  
 9 F BROTEN Neal  
 10 F JOHNSON Mark  
 11 F CHRISTOFF Steven  
 15 F WELLS Mark  
 16 F \* PAVELICH Mark  
 19 F STROBEL Eric  
 21 F C ERUZIONE Michael  
 23 F \* CHRISTIAN David  
 24 F MCCLANAHAN Robert  
 25 F \* SCHNEIDER William  
 27 F VERCHOTA Philip  
 28 F \* HARRINGTON John

1 G \* MARTINSEN Jim  
 20 G WAALBERG Tore  
 3 D \* NILSEN Nils  
 4 MARTINSEN Thor  
 6 D ABRAHAMSEN Trond  
 7 D C MOLBERG Rune  
 14 D LOESAAMOEN Oeivind  
 16 D A PEDERSEN Erik  
 21 D \* JARLSBO Oeystein  
 5 F LUNDENES Haakon  
 8 F MYHRE Geir  
 9 F \* JOHANSEN Morten  
 10 F A\* SETHERENG Morten  
 11 F \* ANDRESEN Knut  
 12 F FALK NILSEN Tore  
 13 F ROEYMARK Tom  
 15 F JOHANSEN Vidar  
 17 F THORESEN Petter  
 18 F FJELDSGAARD Knut  
 22 F FOYN Stephen

SCORING TIME	GOAL	ASSISTS
04:19 8 NOR	MYHRE	14 LOESAAMOEN
20:41 21 USA	ERUZIONE	
24:51 10 USA	JOHNSON	23 CHRISTIAN 24 MCCLANAHAN
33:31 8 USA	SILK	16 PAVELICH 3 MORROW
44:28 15 USA	WELLS	8 SILK 27 VERCHOTA
51:29 3 USA	MORROW	24 MCCLANAHAN 19 STROBEL

PENALTY TIME	MIN	OFFENSE	STATISTICS	1/3	2/3	3/3	F
01:21 7 NOR	2	ROUGHING	SHOTS ON GOAL				
02:38 10 USA	2	HOOKING	USA	16	16	11	43
03:56 7 NOR	2	INTERFER	NOR	9	7	6	22
04:39 27 USA	2	ELBOWING	PEN MIN				
05:37 16 NOR	2	HI-STICK	USA	6	2	8	16
14:01 25 USA	2	CHARGING	NOR	6	6	6	18
20:25 11 NOR	2	TRIPPING	GOALS				
30:21 11 NOR	2	TRIPPING	USA	0	3	2	5
35:44 19 USA	2	HOLDING	NOR	1	0	0	1
35:44 3 NOR	2	SLASHING	REFEREE: KAISLA				
41:55 16 NOR	2	HI-STICK	LINESMEN: FUKUDA				
45:03 6 USA	2	TRIPPING	TOEMAN				
59:36 8 NOR	2	ROUGHING					
59:36 8 NOR	2	ROUGHING					
59:36 20 USA	2	ROUGHING					
59:36 20 USA	2	ROUGHING					

DATE: 02.16.80  
TIME: 15.57.59

OFFICIAL HOCKEY GAME REPORT  
OLYMPIC ARENA  
GAME TIME: S13.07 E15.28

PAGE 2  
GAME 13 FINAL RESULTS

---

PENALTY TIME	(CONT)	MIN	OFFENSE
59:54	6 USA BAKER	2	INTERFER

---

DATE: 02.16.80  
 TIME: 15.16.14

OFFICIAL HOCKEY GAME REPORT  
 OLYMPIC FIELDHOUSE  
 GAME TIME: S13.05 E15.10

PAGE 1  
 GAME 14 FINAL RESULTS

TEAM A: ROM

DRESS: YELLOW

TEAM B: TCH

DRESS: RED

1 G NETEDU Valerian  
 22 G \* HUTAN Gheorghe  
 2 D POPESCU Mihail Lucian  
 4 D BERDILA Ion  
 5 D \* GALL Sandor  
 8 D \* ANTAL Ellod Gergely  
 9 D ANTAL Istvan  
 14 D A MOROSAN Doru Iosif  
 19 D JUSTINIAN George  
 6 F C\* TUREANU Doru  
 7 F AXINTE Dumitru  
 10 F COSTEA Marian  
 12 F NISTOR Constantin Vasile  
 15 F \* HALAUCA Alexandru  
 16 F SOLYOM Laszlo  
 17 F NAGY Bela  
 18 F \* CAZACU Traian  
 20 F OLENICI Adrian  
 21 F PISARU Marian  
 24 F NAGY Zoltan Istvan

1 G KRALIK Jiri  
 24 G \* LANG Karel  
 3 D NELIBA Jan  
 4 D \* DURIS Vitezslav  
 5 D CHALUPA Milan  
 8 D KADLEC Arnold  
 9 D DVORAK Miroslav  
 15 D KABERLE Frantisek  
 19 D \* BUBLA Jiri  
 6 F NOVY Milan  
 16 F FRYCER Miroslav  
 18 F \* STASTNY Marian  
 20 F \* STASTNY Anton  
 21 F LUKAC Vincent  
 22 F HOLY Karel  
 23 F POUZAR Jaroslav  
 25 F C EBERMAN Bohuslav  
 26 F \* STASTNY Peter

SCORING TIME	GOAL	ASSISTS
13:35	26 TCH STASTNY	19 BUBLA
19:00	21 TCH LUKAC	6 NOVY
21:39	18 ROM CAZACU	15 HALAUCA
26:07	8 TCH KADLEC	
28:43	6 TCH NOVY	23 POUZAR
33:41	26 TCH STASTNY	
41:46	21 TCH LUKAC	3 NELIBA
44:08	18 ROM CAZACU	5 GALL
45:46	23 TCH POUZAR	21 LUKAC
		20 STASTNY
		23 POUZAR
		16 SOLYOM
		15 KABERLE
		6 NOVY

PENALTY TIME	MIN	OFFENSE	STATISTICS	1/3	2/3	3/3	F
07:04	18	ROM CAZACU					
23:16	5	ROM GALL					
29:23	16	TCH FRYCER					
54:51	6	ROM TUREANU					
			SHOTS ON GOAL				
			ROM	7	13	9	29
			TCH	12	16	17	45
			PEN MIN				
			ROM	2	2	2	6
			TCH	0	2	0	2
			GOALS				
			ROM	0	1	1	2
			TCH	2	3	2	7
			REFEREE:	KOMPALLA			
			LINESMEN:	FISCHER KAPOLKA			



DATE: 02.16.80  
 TIME: 19.04.09

OFFICIAL HOCKEY GAME REPORT  
 OLYMPIC ARENA  
 GAME TIME: S16.35 E18.49

PAGE 1  
 GAME 15 FINAL RESULTS

TEAM A: JPN

DRESS: WHITE

TEAM B: HOL

DRESS: BLUE

1 G MISAWA Minoru  
 25 G \* IWAMOTO Takeshi  
 3 D \* HORI Hiroshi  
 4 D NAKAYAMA Iwao  
 6 D ITO Norio  
 9 D NAKAMURA Hitoshi  
 11 D \* FUJII Tadimitsu  
 22 D WKASA Koji  
 7 F HONDA Yoshiaki  
 8 F KAWAMURA Katsuyoshi  
 10 F AZUMA Takeshi  
 12 F \* MISAWA Satoru  
 13 F MATSUDA Mikio  
 14 F HONMA Sadaki  
 15 F SAKURAI Hideo  
 16 F C\* HANZAWA Tsutomu  
 17 F URABE Hideo  
 20 F HOSOI Mikio  
 23 F A\* HOSHINO Yoshio

1 G \* LENSSEN Ted  
 30 G DE BRUYN John  
 6 D KOLIJN Patrick  
 9 D \* PETERNOUSEK Georg  
 11 D PLUYMERS AI  
 12 D VAN GOG Rick  
 14 D \* HILLE Henk  
 17 D VAN SOLDT Frank  
 2 F VAN HEUMEN Harry  
 3 F C\* VAN WIEREN Larrie  
 4 F BERTELING Ron  
 5 F DE CLOE Dick  
 8 F \* DE HEER Jack  
 10 F \* JANSSEN Jan  
 15 F A VAN DE BROEK Klaas  
 16 F KOOPMANS Leo  
 18 F DE BRUYN Brian  
 19 F HUIZINGA Chuck  
 20 F DE GRAAUW Corky  
 25 F KLOOSTER William

SCORING TIME	GOAL	ASSISTS
14:22	15 JPN SAKURAI	
14:41	17 JPN URABE	
18:01	17 JPN URABE	14 HONMA
18:43	12 HOL VAN GOG	20 DE GRAAUW
33:39	5 HOL DE CLOE	20 DE GRAAUW 9 PETERNOUSEK
57:15	5 HOL DE CLOE	20 DE GRAAUW 12 VAN GOG

PENALTY TIME	MIN	OFFENSE	STATISTICS	1/3	2/3	3/3	F
42:34	9	HOL PETERNOUSEK					
42:34	14	JPN HONMA					
44:54	8	HOL DE HEER					
44:54	9	JPN NAKAMURA					
51:44	9	JPN NAKAMURA					
51:44	25	HOL KLOOSTER					
57:25	9	HOL PETERNOUSEK					
			SHOTS ON GOAL				
			JPN	12	4	7	23
			HOL	13	8	6	27
			PEN MIN				
			JPN	0	0	6	6
			HOL	0	0	8	8
			GOALS				
			JPN	3	0	0	3
			HOL	1	1	1	3

REFEREE: SUBRT  
 LINESMEN: DOYLE  
 STUART

DATE: 02.16.80  
 TIME: 18.47.05

OFFICIAL HOCKEY GAME REPORT  
 OLYMPIC FIELDHOUSE  
 GAME TIME: S16.35 E18.38

PAGE 1  
 GAME 16 FINAL RESULTS

TEAM A: URS

DRESS: RED

TEAM B: POL

DRESS: WHITE

1 G MYSHKIN Vladimir  
 20 G \* TRETJAK Vladislav  
 2 D \* FETISOV Viacheslav  
 5 D PERVUKHIN Vasili  
 6 D A VASILIEV Valeri  
 7 D \* KASATONOV Aleksei  
 12 D STARIKOV Sergei  
 14 D BILJALETIDINOV Zinetulla  
 9 F KRUTOV Vladimir  
 10 F MALTSEV Alexandre  
 11 F LEBEDEV Juri  
 13 F C\* MIKHAILOV Boris  
 16 F \* PETROV Vladimir  
 17 F \* KHARLAMOV Valeri  
 19 F BALDERIS Helmut  
 22 F ZHLUKTOV Victor  
 23 F GOLIKOV Aleksandre  
 24 F MAKAROV Sergei  
 25 F GOLIKOV Vladimir  
 26 F SKVORTSOV Aleksandre

1 G WOJTYNEK Henryk  
 2 G \* LUKASZKA Pawel  
 3 D UJWARY Andrzej  
 5 D \* JANISZEWSKI Henryk  
 6 D \* GRUTH Henryk  
 14 D JANCZY Andrzej  
 20 D A POTZ Jerzy  
 21 D SYNOWIEC Ludwik  
 25 D MARCINCZAK Marek  
 7 F C CHOWANIEC Stefan  
 8 F \* JOBCZYK Wieslaw  
 9 F OBLOJ Tadeusz  
 10 F SIKORA Dariusz  
 13 F KOKOSZKA Leszek  
 15 F \* ZABAWA Andrzej  
 16 F PYTEL Henryk  
 17 F KLOCEK Stanislaw  
 18 F JACHNA Leszek  
 19 F DZIUBINSKI Bogdan  
 22 F \* MALYSIAK Andrzej

SCORING TIME	GOAL	ASSISTS
01:53 26 URS	SKVORTSOV	22 ZHLUKTOV
10:27 19 URS	BALDERIS	22 ZHLUKTOV 26 SKVORTSOV
10:36 19 URS	BALDERIS	22 ZHLUKTOV
13:37 13 URS	MIKHAILOV	2 FETISOV 17 KHARLAMOV
17:15 22 POL	MALYSIAK	8 JOBCZYK
13:12 19 URS	BALDERIS	5 PERVUKHIN 14 BILJALETIDINOV
25:19 17 URS	KHARLAMOV	
43:41 14 URS	BILJALETIDINOV	17 KHARLAMOV
48:58 10 URS	MALTSEV	2 FETISOV

PENALTY TIME	MIN	OFFENSE	STATISTICS	1/3	2/3	3/3	F
03:01 16 POL	2	HOOKING	SHOTS ON GOAL				
16:13 2 URS	2	HOLDING	URS	27	16	17	60
20:20 7 URS	2	TRIPPING	POL	7	8	4	19
27:09 24 URS	2	SLASHING	PEN MIN				
42:49 21 POL	2	TRIPPING	URS	2	4	2	8
45:08 3 POL	2	HOLDING	POL	2	0	4	6
56:29 14 URS	2	X-CHECK	GOALS				
			URS	5	1	2	8
			POL	1	0	0	1

REFEREE: NEAGLES  
 LINESMEN: HOLLETT  
 LAROCHELLE

DATE: 02.16.80  
 TIME: 22.51.47

OFFICIAL HOCKEY GAME REPORT  
 OLYMPIC ARENA

PAGE 1  
 GAME 17 FINAL RESULTS

GAME TIME: S20.04 E22.35

TEAM A: SWE

DRESS: BLUE

TEAM B: FRG

DRESS: WHITE

1 G \* LINDBERGH Pelle  
 23 G LOEFQVIST William  
 2 D \* JONSSON Tomas  
 3 D ANDERSSON Sture  
 4 D A\* WEINSTOCK Ulf  
 6 D ERIKSSON Jan  
 7 D SAMUELSSON Tommy  
 9 D C WALTIN Mats  
 27 D ERIKSSON Thomas  
 8 F LUNDQVIST Per  
 12 F \* AAHLBERG Mats  
 14 F ERIKSSON Haakan  
 15 F \* NAESLUND Mats  
 16 F NORBERG Lennart  
 17 F LUNDHOLM Bengt  
 18 F \* HOLMGREN Leif  
 19 F BERGLUND Bo  
 21 F SOEDERSTOEM Dan  
 22 F LUCKNER Harald  
 23 F MOHLIN Lars

1 G ENGLBRECHT Bernhard  
 2 G \* SUTTNER Sigmund  
 4 D A\* KIESSLING Udo  
 5 D \* KRULL Harald  
 7 D AUHUBER Klaus  
 23 D KRETSCHMER Horst-Peter  
 24 D REIL Joachim  
 6 F SCHARF Peter  
 8 F C\* PHILLIPP Rainer  
 10 F REINDL Franz  
 11 F \* KUHL Marcus  
 12 F HINTERSTOCKER Martin  
 14 F EGEN Ulrich  
 16 F TRUNTSCHKA Gerhard  
 17 F ZACH Hans  
 18 F HINTERSTOCKER Hermann  
 19 F HOFNER Ernst  
 20 F \* VACATKO Vladimir  
 21 F WILD Martin  
 22 F MEITINGER Holger

SCORING TIME	GOAL	ASSISTS
09:52 19 SWE	BERGLUND	23 MOHLIN 8 LUNDQVIST
26:50 15 SWE	NAESLUND	12 AAHLBERG
28:35 8 SWE	LUNDQVIST	19 BERGLUND 7 SAMUELSSON
32:36 21 SWE	SOEDERSTOEM	12 AAHLBERG
36:03 21 SWE	SOEDERSTOEM	14 ERIKSSON
37:06 14 FRG	EGEN	16 TRUNTSCHKA
56:43 24 FRG	REIL	

PENALTY TIME	MIN	OFFENSE	STATISTICS	1/3	2/3	3/3	F	
10:50 6 FRG	2	TRIPPING	SHOTS ON GOAL	SWE	7	14	12	33
15:12 14 FRG	2	SLASHING						
15:12 15 SWE	2	X-CHECK	PEN MIN	SWE	4	9	11	24
18:03 15 SWE	2	HOOKING						
30:07 6 SWE	5	ROUGHING	GOALS	SWE	1	4	0	5
30:07 12 FRG	5	ROUGHING						
34:44 12 SWE	2	SLASHING	REFEREE:	DOMBROVSKI				
39:54 2 SWE	2	SLASHING						LINESMEN:
45:27 23 FRG	2	HOLDING						
46:18 18 SWE	2	ROUGHING						
46:18 6 FRG	2	ROUGHING						
51:47 7 FRG	2	ROUGHING						
51:47 18 SWE	5	HI-STICK						
55:42 4 FRG	2	HOOKING						
56:21 22 FRG	10	MISCOND						
56:21 22 FRG	2	SPEARING						

DATE: 02.16.80  
TIME: 22.51.47

OFFICIAL HOCKEY GAME REPORT  
OLYMPIC ARENA  
GAME TIME: S20.04 E22.35

PAGE 2  
GAME 17 FINAL RESULTS

---

PENALTY TIME	(CONT)			MIN	OFFENSE
56:21	22	FRG	MEITINGER	2	ROUGHING
56:21	1	FRG	ENGLBRECHT	2	X-CHECK
56:21	27	SWE	ERIKSSON	2	ROUGHING
56:21	27	SWE	ERIKSSON	2	ROUGHING

DATE: 02.16.80  
 TIME: 23.14.28

OFFICIAL HOCKEY GAME REPORT  
 OLYMPIC FIELDHOUSE  
 GAME TIME: S20.34 E23.04

PAGE 1  
 GAME 18 FINAL RESULTS

TEAM A: CAN

DRESS: WHITE

TEAM B: FIN

DRESS: BLUE

1 G \* DUPUIS Robert  
 29 G PAGEAU Paul  
 2 D \* ANDERSON Warren  
 3 D PIRIE J Bradley  
 4 D C \* GREGG Randall  
 5 D WATTERS Timothy  
 7 D GRANT D N Joseph  
 8 D SPRING Donald  
 24 D O'MALLEY Terrence  
 6 F \* DAVIDSON Ronald  
 9 F \* ANDERSON Glenn  
 11 F MAXWELL Kevin  
 12 F \* NILL James  
 15 F DEVANEY John  
 17 F MACLEAN Paul  
 18 F D'ALVISE Daniel  
 19 F BERRY Ken  
 20 F HINDMARCH David  
 21 F A PRIMEAU Kevin  
 22 F ZUPANCICH Stelio

1 G KIVELA Antero  
 19 G \* VALTONEN Jorma  
 3 D \* SUORANIEMI Seppo  
 4 D SAARINEN Olli  
 6 D \* HAAPALAINEN Hannu  
 8 D C LEVO Tapio  
 9 D ELORANTA Kari  
 10 D LITMA Lasse  
 12 F PELTONEN Esa  
 13 F VILLA Ismo  
 15 F \* LEINONEN Mikko  
 16 F \* KIIMALAINEN Markku  
 17 F KURRI Jari  
 20 F KOSKILAHTI Jukka  
 21 F KOSKINEN Hannu  
 22 F LEPPANEN Reijo  
 23 F HAKULINEN Markku  
 25 F A\* PORVARI Jukka  
 28 F MAKITALO Jarmo  
 29 F SUSI Timo

SCORING TIME	GOAL	ASSISTS
04:03 12 FIN	PELTONEN	3 SUORANIEMI
14:22 17 CAN	MACLEAN	19 BERRY 24 O'MALLEY
19:51 22 FIN	LEPPANEN	23 HAKULINEN 8 LEVO
37:07 20 FIN	KOSKILAHTI	
46:47 9 CAN	ANDERSON	12 NILL 6 DAVIDSON
56:55 3 FIN	SUORANIEMI	22 LEPPANEN
57:09 21 CAN	PRIMEAU	20 HINDMARCH 15 DEVANEY

PENALTY TIME	MIN	OFFENSE	STATISTICS	1/3	2/3	3/3	F
02:06 10 FIN	2	ROUGHING	SHOTS ON GOAL				
02:06 19 CAN	2	SLASHING	CAN	9	8	16	33
06:04 12 CAN	2	INTERFER	FIN	9	11	6	26
08:21 4 FIN	2	ELBOWING	PEN MIN				
10:41 18 CAN	2	SLASHING	CAN	10	0	6	16
11:02 9 CAN	2	SLASHING	FIN	4	2	4	10
17:51 7 CAN	2	ROUGHING	GOALS				
31:52 17 FIN	2	HOLDING	CAN	1	0	2	3
51:59 21 CAN	2	HI-STICK	FIN	2	1	1	4
55:20 17 FIN	2	TRIPPING	REFEREE: LINDGREN				
57:25 10 FIN	2	HI-STICK	LINESMEN: DEMERS				
57:25 20 CAN	2	HI-STICK	MORRISSEY				
58:12 6 FIN	2	HOLDING					

DATE: 02.18.80  
 TIME: 15.23.28

OFFICIAL HOCKEY GAME REPORT  
 OLYMPIC ARENA  
 GAME TIME: S13.06 E15.15

PAGE 1  
 GAME 19 FINAL RESULTS

TEAM A: CAN

DRESS: WHITE

TEAM B: JPN

DRESS: RED

1 G DUPUIS Robert  
 29 G \* PAGEAU Paul  
 2 D ANDERSON Warren  
 3 D \* PIRIE J Bradley  
 4 D C GREGG Randall  
 5 D \* WATTERS Timothy  
 7 D GRANT D N Joseph  
 8 D \* SPRING Donald  
 24 D O'MALLEY Terrence  
 6 F DAVIDSON Ronald  
 9 F ANDERSON Glenn  
 11 F MAXWELL Kevin  
 12 F NILL James  
 15 F DEVANEY John  
 17 F MACLEAN Paul  
 18 F \* D'ALVISE Daniel  
 19 F BERRY Ken  
 20 F HINDMARCH David  
 21 F A PRIMEAU Kevin  
 22 F \* ZUPANCICH Stelio

1 G \* MISAWA Minoru  
 25 G IWAMOTO Takeshi  
 3 D \* HORI Hiroshi  
 4 D NAKAYAMA Iwao  
 6 D ITO Norio  
 9 D NAKAMURA Hitoshi  
 11 D \* FUJII Tadimitsu  
 22 D WKASA Koji  
 7 F HONDA Yoshiaki  
 8 F KAWAMURA Katsuyoshi  
 10 F AZUMA Takeshi  
 12 F \* MISAWA Satoru  
 13 F MATSUDA Mikio  
 14 F HONMA Sadaki  
 15 F SAKURAI Hideo  
 16 F C\* HANZAWA Tsutomu  
 17 F URABE Hideo  
 20 F HOSOI Mikio  
 23 F A\* HOSHINO Yoshio

SCORING TIME	GOAL	ASSISTS
09:36 15 CAN	DEVANEY	22 ZUPANCICH 18 D'ALVISE
14:35 21 CAN	PRIMEAU	
23:17 17 CAN	MACLEAN	11 MAXWELL
26:19 6 CAN	DAVIDSON	
41:27 2 CAN	ANDERSON	
50:22 20 CAN	HINDMARCH	

PENALTY TIME	MIN	OFFENSE	STATISTICS	1/3	2/3	3/3	F
04:02 11 CAN	2	SLASHING	SHOTS ON GOAL	CAN 13	12	23	48
05:02 22 JPN	2	TRIPPING					
07:44 4 JPN	2	HOLDING	JPN 5	6	2	13	
18:30 7 JPN	2	HOLDING	PEN MIN				
29:27 17 JPN	2	SLASHING	CAN 2	10	2	14	
29:27 18 CAN	2	ELBOWING	JPN 6	10	6	22	
31:02 11 CAN	2	HOLDING	GOALS				
34:46 19 CAN	2	ROUGHING	CAN 2	2	2	6	
34:46 9 JPN	2	ROUGHING	JPN 0	0	0	0	
35:26 22 CAN	2	HISTICK	REFEREE: NEAGLES				
36:27 17 JPN	2	TRIPPING	LINESMEN: ENCIU				
37:44 11 JPN	2	X-CHECK	KAPOLKA				
38:40 15 CAN	2	TRIPPING					
38:40 9 JPN	2	HOLDING					
47:37 9 JPN	2	INTERFER					
52:13 17 JPN	2	HOLDING					

DATE: 02.18.80  
TIME: 15.23.28

OFFICIAL HOCKEY GAME REPORT  
OLYMPIC ARENA  
GAME TIME: S13.06 E15.15

PAGE 2  
GAME 19 FINAL RESULTS

---

PENALTY	TIME	(CONT)	MIN	OFFENSE
58:07	10	JPN AZUMA	2	ROUGHING
58:07	15	CAN DEVANEY	2	HI-STICK

---

DATE: 02.18.80  
 TIME: 15.51.52

OFFICIAL HOCKEY GAME REPORT  
 OLYMPIC FIELDHOUSE  
 GAME TIME: S13.37 E15.46

PAGE 1  
 GAME 20 FINAL RESULTS

TEAM A: NOR

DRESS: RED

TEAM B: SWE

DRESS: YELLOW

1 G MARTINSEN Jim  
 20 G \* WAALBERG Tore  
 3 D \* NILSEN Nils  
 4 D MARTINSEN Thor  
 6 D ABRAHAMSEN Trond  
 7 D C MOLBERG Rune  
 14 D LOESAAMOEN Oeivind  
 16 D A PEDERSEN Erik  
 21 D \* JARLSBO Oeystein  
 5 F LUNDENES Haakon  
 8 F MYHRE Geir  
 9 F \* JOHANSEN Morten  
 10 F \* SETHERENG Morten  
 11 F \* ANDRESEN Knut  
 12 F FALK NILSEN Tore  
 13 F ROEYMARK Tom  
 17 F THORESEN Petter  
 18 F FJELDSGAARD Knut  
 22 F FOYN Stephen

1 G LINDBERGH Pelle  
 28 G \* LOEFQVIST William  
 2 D \* JONSSON Tomas  
 3 D ANDERSSON Sture  
 4 D A WEINSTOCK Ulf  
 6 D ERIKSSON Jan  
 7 D \* SAMUELSSON Tommy  
 9 D C WALTIN Mats  
 27 D ERIKSSON Thomas  
 8 F LUNDQVIST Per  
 12 F \* AAHLBERG Mats  
 14 F ERIKSSON Haakan  
 15 F \* NAESLUND Mats  
 16 F NORBERG Lennart  
 17 F LUNDHOLM Bengt  
 18 F \* HOLMGREN Leif  
 19 F BERGLUND Bo  
 21 F SOEDERSTOEM Dan  
 22 F LUCKNER Harald  
 23 F MOHLIN Lars

SCORING TIME	GOAL	ASSISTS
14:03	12 SWE AAHLBERG	15 NAESLUND
16:20	12 SWE AAHLBERG	15 NAESLUND 18 HOLMGREN
23:48	12 SWE AAHLBERG	2 JONSSON
34:08	8 SWE LUNDQVIST	22 LUCKNER 23 MOHLIN
36:40	16 SWE NORBERG	14 ERIKSSON 9 WALTIN
37:09	3 SWE ANDERSSON	8 LUNDQVIST 23 MOHLIN
43:24	15 SWE NAESLUND	12 AAHLBERG 4 WEINSTOCK
51:08	6 NOR ABRAHAMSEN	7 MOLBERG 22 FOYN

PENALTY TIME	MIN	OFFENSE	STATISTICS	1/3	2/3	3/3	F																																																																								
09:13	7	SWE SAMUELSSON	2	TRIPPING																																																																											
11:48	8	SWE LUNDQVIST	2	HOOKING																																																																											
22:16	14	NOR LOESAAMOEN	2	HOLDING																																																																											
30:49	17	NOR THORESEN	2	TRIPPING																																																																											
42:23	6	NOR ABRAHAMSEN	2	INTERFER																																																																											
49:33	16	SWE NORBERG	2	ELBOWING																																																																											
50:53	27	SWE ERIKSSON	2	ROUGHING																																																																											
50:53	11	NOR ANDRESEN	2	ROUGHING																																																																											
<table border="0"> <tr> <td colspan="4"></td> <td colspan="4">SHOTS ON GOAL</td> </tr> <tr> <td colspan="2"></td> <td>NOR</td> <td>4</td> <td>5</td> <td>3</td> <td>12</td> <td></td> </tr> <tr> <td colspan="2"></td> <td>SWE</td> <td>13</td> <td>15</td> <td>15</td> <td>43</td> <td></td> </tr> <tr> <td colspan="8">PEN MIN</td> </tr> <tr> <td colspan="2"></td> <td>NOR</td> <td>0</td> <td>4</td> <td>4</td> <td>8</td> <td></td> </tr> <tr> <td colspan="2"></td> <td>SWE</td> <td>4</td> <td>0</td> <td>4</td> <td>8</td> <td></td> </tr> <tr> <td colspan="8">GOALS</td> </tr> <tr> <td colspan="2"></td> <td>NOR</td> <td>0</td> <td>0</td> <td>1</td> <td>1</td> <td></td> </tr> <tr> <td colspan="2"></td> <td>SWE</td> <td>2</td> <td>4</td> <td>1</td> <td>7</td> <td></td> </tr> </table>												SHOTS ON GOAL						NOR	4	5	3	12				SWE	13	15	15	43		PEN MIN										NOR	0	4	4	8				SWE	4	0	4	8		GOALS										NOR	0	0	1	1				SWE	2	4	1	7	
				SHOTS ON GOAL																																																																											
		NOR	4	5	3	12																																																																									
		SWE	13	15	15	43																																																																									
PEN MIN																																																																															
		NOR	0	4	4	8																																																																									
		SWE	4	0	4	8																																																																									
GOALS																																																																															
		NOR	0	0	1	1																																																																									
		SWE	2	4	1	7																																																																									
				REFEREE:	SUBRT																																																																										
				LINESMEN:	HUBER LAROCHELLE																																																																										



DATE: 02.18.80  
 TIME: 19.00.25

OFFICIAL HOCKEY GAME REPORT  
 OLYMPIC ARENA

PAGE 1  
 GAME 21 FINAL RESULTS

GAME TIME: S16.37 E18.50

TEAM A: HOL

DRESS: WHITE

TEAM B: POL

DRESS: RED

1 G \* LENSSEN Ted  
 30 G DE BRUYN John  
 6 D KOLIJN Patrick  
 9 D \* PETERNOUSEK Georg  
 11 D PLUYMERS AI  
 12 D VAN GOG Rick  
 14 D \* HILLE Henk  
 17 D VAN SOLDT Frank  
 2 F VAN HEUMEN Harry  
 3 F C\* VAN WIEREN Larrie  
 4 F BERTELING Ron  
 5 F DE CLOE Dick  
 8 F \* DE HEER Jack  
 10 F \* JANSSEN Jan  
 15 F A VAN DE BROEK Klaas  
 16 F KOOPMANS Leo  
 18 F DE BRUYN Brian  
 19 F HUIZINGA Chuck  
 20 F DE GRAAUW Corky  
 25 F KLOOSTER William

1 G \* WOJTYNEK Henryk  
 2 G LUKASZKA Pawel  
 3 D UJWARY Andrzej  
 5 D JANISZEWSKI Henryk  
 6 D GRUTH Henryk  
 14 D JANCZY Andrzej  
 20 D A\* POTZ Jerzy  
 21 D \* SYNOWIEC Ludwik  
 25 D MARCINCZAK Marek  
 7 F C\* CHOWANIEC Stefan  
 8 F JOBCZYK Wieslaw  
 9 F OBLOJ Tadeusz  
 10 F SIKORA Dariusz  
 13 F \* KOKOSZKA Leszek  
 15 F ZABAWA Andrzej  
 16 F PYTEL Henryk  
 17 F KLOCEK Stanislaw  
 18 F JACHNA Leszek  
 19 F \* DZIUBINSKI Bogdan  
 22 F MALYSIAK Andrzej

SCORING TIME	GOAL	ASSISTS
01:39 25 HOL	KLOOSTER	12 VAN GOG 11 PLUYMERS
05:51 5 POL	JANISZEWSKI	15 ZABAWA
08:18 8 HOL	DE HEER	9 PETERNOUSEK 10 JANSSEN
13:58 8 HOL	DE HEER	3 VAN WIEREN 10 JANSSEN
21:37 8 POL	JOBCZYK	22 MALYSIAK 5 JANISZEWSKI
24:42 25 HOL	KLOOSTER	12 VAN GOG 20 DE GRAAUW
36:05 8 HOL	DE HEER	3 VAN WIEREN
47:36 13 POL	KOKOSZKA	20 POTZ

PENALTY TIME	MIN	OFFENSE	STATISTICS	1/3	2/3	3/3	F
02:16 20 HOL	2	HI-STICK	SHOTS ON GOAL				
02:16 20 HOL	2	SLASHING	HOL	8	14	4	26
07:48 7 POL	2	HOLDING	POL	11	9	10	30
18:22 25 HOL	2	SLASHING	PEN MIN				
12:19 14 HOL	2	X-CHECK	HOL	6	0	2	8
			POL	2	0	0	2
			GOALS				
			HOL	3	2	0	5
			POL	1	1	1	3

REFEREE: KOMPALLA  
 LINESMEN: MORRISSEY  
 REENERS

DATE: 02.18.80  
 TIME: 19.44.12

OFFICIAL HOCKEY GAME REPORT  
 OLYMPIC FIELDHOUSE  
 GAME TIME: S17.07 E19.24

PAGE 1  
 GAME 22 FINAL RESULTS

TEAM A: FIN

DRESS: WHITE

TEAM B: URS

DRESS: RED

1 G \* KIVELA Antero  
 19 G VALTONEN Jorma  
 3 D \* SUORANIEMI Seppo  
 4 D SAARINEN Olli  
 6 D \* HAAPALAINEN Hannu  
 8 D C LEVO Tapio  
 9 D ELORANTA Kari  
 10 D LITMA Lasse  
 12 F PELTONEN Esa  
 13 F VILLA Ismo  
 15 F \* LEINONEN Mikko  
 16 F \* KIIMALAINEN Markku  
 17 F KURRI Jari  
 20 F KOSKILAHTI Jukka  
 21 F KOSKINEN Hannu  
 22 F LEPPANEN Reijo  
 23 F HAKULINEN Markku  
 25 F A\* PORVARI Jukka  
 28 F MAKITALO Jarmo  
 29 F SUSI Timo

1 G MYSHKIN Vladimir  
 20 G \* TRETJAK Vladislav  
 2 D \* FETISOV Viacheslav  
 5 D PERVUKHIN Vasili  
 6 D A VASILIEV Valeri  
 7 D \* KASATONOV Aleksei  
 12 D STARIKOV Sergei  
 14 D BILJALETDINOV Zinetulla  
 9 F KRUTOV Vladimir  
 10 F MALTSEV Alexandre  
 11 F LEBEDEV Juri  
 13 F C\* MIKHAILOV Boris  
 16 F \* PETROV Vladimir  
 17 F \* KHARLAMOV Valeri  
 19 F BALDERIS Helmut  
 22 F ZHLUKTOV Victor  
 23 F GOLIKOV Aleksandre  
 24 F MAKAROV Sergei  
 25 F GOLIKOV Vladimir  
 26 F SKVORTSOV Aleksandre

SCORING TIME	GOAL	ASSISTS
17:44 25 FIN	PORVARI	3 SUORANIEMI
36:01 2 URS	FETISOV	24 MAKAROV 23 GOLIKOV
42:38 25 FIN	PORVARI	
54:59 9 URS	KRUTOV	11 LEBEDEV
56:07 10 URS	MALTSEV	9 KRUTOV 11 LEBEDEV
56:18 13 URS	MIKHAILOV	7 KASATONOV

PENALTY TIME	MIN	OFFENSE	STATISTICS	1/3	2/3	3/3	F
09:04 17 FIN	2	ELBOWING	SHOTS ON GOAL				
11:20 6 FIN	2	HOLDING	FIN	5	4	4	13
12:48 4 FIN	2	TRIPPING	URS	19	14	15	48
13:30 16 URS	2	ROUGHING	PEN MIN				
13:30 25 FIN	2	ROUGHING	FIN	8	2	4	14
19:23 5 URS	2	TRIPPING	URS	4	2	2	8
26:56 25 URS	2	HOOING	GOALS				
34:01 23 FIN	2	INTERFER	FIN	1	0	1	2
40:36 16 URS	2	HOOING	URS	0	1	3	4
41:16 1 FIN	2	TRIPPING					
51:42 10 FIN	2	TRIPPING					

REFEREE: HALEY  
 LINESMEN: DEMERS  
 DOYLE

DATE: 02.18.80  
TIME: 22.27.12

OFFICIAL HOCKEY GAME REPORT  
OLYMPIC ARENA  
GAME TIME: S20.07 E22.20

PAGE 1  
GAME 23 FINAL RESULTS

TEAM A: FRG

DRESS: WHITE

TEAM B: TCH

DRESS: RED

1 G \* ENGLBRECHT Bernhard  
2 G SUTTNER Sigmund  
4 D A\* KIESSLING Udo  
5 D \* KRULL Harald  
7 D AUHUBER Klaus  
23 D KRETSCHMER Horst-Peter  
24 D REIL Joachim  
6 F SCHARF Peter  
8 F C\* PHILLIPP Rainer  
10 F REINDL Franz  
11 F \* KUHL Marcus  
12 F HINTERSTOCKER Martin  
14 F EGEN Ulrich  
16 F TRUNTSCHKA Gerhard  
17 F ZACH Hans  
18 F HINTERSTOCKER Hermann  
19 F HOFNER Ernst  
20 F \* VACATKO Vladimir  
21 F WILD Martin  
22 F MEITINGER Holger

1 G \* KRALIK Jiri  
24 G LANG Karel  
3 D NELIBA Jan  
4 D \* DURIS Vitezslav  
5 D CHALUPA Milan  
8 D KADLEC Arnold  
9 D DVORAK Miroslav  
15 D KABERLE Frantisek  
19 D \* BUBLA Jiri  
6 F NOVY Milan  
11 F NOVAK Jiri  
16 F FRYCER Miroslav  
18 F \* STASTNY Marian  
20 F \* STASTNY Anton  
21 F LUKAC Vincent  
22 F HOLY Karel  
23 F POUZAR Jaroslav  
25 F C EBERMAN Bohuslav  
26 F \* STASTNY Peter

SCORING TIME

GOAL

ASSISTS

01:33 6 TCH NOVY 25 EBERMAN  
02:28 26 TCH STASTNY 20 STASTNY 18 STASTNY  
05:45 26 TCH STASTNY 13 STASTNY  
19:04 11 FRG KUHL 16 TRUNTSCHKA 23 KRETSCHMER  
19:32 23 TCH POUZAR 15 KABERLE 6 NOVY  
19:49 20 TCH STASTNY 26 STASTNY  
22:17 6 TCH NOVY 21 LUKAC  
27:10 23 TCH POUZAR 16 FRYCER 6 NOVY  
33:30 23 TCH POUZAR  
38:36 25 TCH EBERMAN 11 NOVAK  
39:22 6 TCH NOVY 23 POUZAR  
46:28 12 FRG HINTERSTOCKER 17 ZACH 7 AUHUBER  
48:36 19 FRG HOFNER 11 KUHL 8 PHILLIPP  
50:22 26 TCH STASTNY 18 STASTNY

DATE: 02.18.80  
 TIME: 22.27.12

OFFICIAL HOCKEY GAME REPORT  
 OLYMPIC ARENA  
 GAME TIME: S20.07 E22.20

PAGE 2  
 GAME 23 FINAL RESULTS

PENALTY TIME		MIN	OFFENSE	STATISTICS	1/3	2/3	3/3	F
00:32	20	FRG	VACATKO	2	HOOKING			
05:06	3	TCH	NELIBA	2	HOOKING			
06:08	23	FRG	KRETSCHMER	2	HOLDING			
09:33	23	TCH	POUZAR	2	TRIPPING			
16:49	16	FRG	TRUNTSCHKA	2	INTERFER			
24:17	23	FRG	KRETSCHMER	10	MISCOND			
24:17	4	TCH	DURIS	2	SLASHING			
31:10	26	TCH	STASTNY	2	ROUGHING			
35:37	8	TCH	KADLEC	2	ELBOWING			
39:38	18	TCH	STASTNY	2	HI-STICK			
40:39	16	FRG	TRUNTSCHKA	2	HOLDING			
43:22	16	TCH	FRYCER	5	HI-STICK			
44:10	14	FRG	EGEN	2	SLASHING			
59:44	23	TCH	POUZAR	2	HOOKING			
				SHOTS ON GOAL FRG 10 5 7 22 TCH 14 17 8 39				
				PEN MIN FRG 6 10 4 20 TCH 4 8 7 19				
				GOALS FRG 1 0 2 3 TCH 5 5 1 11				
				REFEREE: KAISLA LINESMEN: FISCHER FUKUDA				

DATE: 02.18.80  
 TIME: 23.07.18

OFFICIAL HOCKEY GAME REPORT  
 OLYMPIC FIELDHOUSE  
 GAME TIME: S20.39 E22.47

PAGE 1  
 GAME 24 FINAL RESULTS

TEAM A: USA

DRESS: BLUE

TEAM B: ROM

DRESS: YELLOW

1 G JANASZAK Steve  
 30 G \* CRAIG James  
 3 D \* MORROW Kenneth  
 5 D \* RAMSEY Michael  
 6 D A BAKER William  
 17 D O'CALLAHAN John  
 20 D SUTER Bob  
 8 F SILK David  
 9 F BROTEN Neal  
 10 F JOHNSON Mark  
 11 F CHRISTOFF Steven  
 15 F WELLS Mark  
 16 F \* PAVELICH Mark  
 19 F STROBEL Eric  
 21 F C ERUZIONE Michael  
 23 F CHRISTIAN David  
 24 F MCCLANAHAN Robert  
 25 F \* SCHNEIDER William  
 27 F VERCHOTA Philip  
 28 F \* HARRINGTON John

1 G \* NETEDU Valerian  
 22 G HUTAN Gheorghe  
 2 D POPESCU Mihail Lucian  
 4 D BERDILA Ion  
 5 D \* GALL Sandor  
 8 D \* ANTAL Ellod Gergely  
 9 D ANTAL Istvan  
 14 D A MOROSAN Doru Iosif  
 19 D JUSTINIAN George  
 6 F C\* TUREANU Doru  
 7 F AXINTE Dumitru  
 10 F COSTEA Marian  
 12 F NISTOR Constantin Vasile  
 15 F \* HALAUCA Alexandru  
 16 F SOLYOM Laszlo  
 17 F NAGY Bela  
 18 F \* CAZACU Traian  
 20 F OLENICI Adrian  
 21 F PISARU Marian  
 24 F NAGY Zoltan Istvan

SCORING TIME	GOAL	ASSISTS
12:03	25 USA SCHNEIDER	16 PAVELICH 28 HARRINGTON
15:52	19 USA STROBEL	25 SCHNEIDER 5 RAMSEY
29:34	15 USA WELLS	27 VERCHOTA 3 MORROW
33:40	6 ROM TUREANU	12 NISTOR
37:05	25 USA SCHNEIDER	28 HARRINGTON
43:14	11 USA CHRISTOFF	17 O' CALLAHAN
52:48	15 ROM HALAUCA	14 MOROSAN
56:12	9 USA BROTEN	21 ERUZIONE
58:09	24 USA MCCLANAHAN	10 JOHNSON

PENALTY TIME	MIN	OFFENSE	STATISTICS	1/3	2/3	3/3	F	
03:58	18	ROM CAZACU	2	HOLDING				
20:47	5	USA RAMSEY	2	X-CHECK				
32:59	16	USA PAVELICH	2	TRIPPING				
39:55	4	ROM BERDILA	2	INTERFER				
42:18	5	ROM GALL	2	HOOING				
46:46	16	ROM SOLYOM	2	TRIPPING				
59:03	18	ROM CAZACU	2	ROUGHING				
59:03	10	USA JOHNSON	2	ROUGHING				
				SHOTS ON GOAL				
				USA	20	16	15	51
				ROM	9	9	3	21
				PEN MIN				
				USA	0	4	2	6
				ROM	2	2	6	10
				GOALS				
				USA	2	2	3	7
				ROM	0	1	1	2

REFEREE: DOMBROVSKI  
 LINESMEN: STUART  
 HOLLETT

DATE: 02.20.80  
 TIME: 15.27.57

OFFICIAL HOCKEY GAME REPORT  
 OLYMPIC ARENA  
 GAME TIME: S13.05 E15.20

PAGE 1  
 GAME 25 FINAL RESULTS

TEAM A: NOR

DRESS: RED

TEAM B: ROM

DRESS: YELLOW

1 G \* MARTINSEN Jim  
 20 G WAALBERG Tore  
 3 D \* NILSEN Nils  
 4 D MARTINSEN Thor  
 6 D ABRAHAMSEN Trond  
 7 D C MOLBERG Rune  
 16 D PEDERSEN Erik  
 21 D \* JARLSBO Oeystein  
 5 F LUNDENES Haakon  
 8 F MYHRE Geir  
 9 F \* JOHANSEN Morten  
 10 F A\* SETHERENG Morten  
 11 F \* ANDRESEN Knut  
 12 F FALK NILSEN Tore  
 13 F ROEYMARK Tom  
 17 F THORESEN Petter  
 18 F FJELDSGAARD Knut  
 22 F FOYN Stephen

1 G NETEDU Valerian  
 22 G \* HUTAN Gheorghe  
 2 D POPESCU Mihail Lucian  
 4 D BERDILA Ion  
 5 D \* GALL Sandor  
 8 D \* ANTAL Ellod Gergely  
 9 D ANTAL Istvan  
 14 D A\* MOROSAN Doru Iosif  
 19 D JUSTINIAN George  
 6 F C\* TUREANU Doru  
 7 F \* AXINTE Dumitru  
 10 F \* COSTEA Marian  
 12 F NISTOR Constantin Vasile  
 15 F HALAUCA Alexandru  
 16 F SOLYOM Laszlo  
 17 F NAGY Bela  
 18 F CAZACU Traian  
 20 F OLENICI Adrian  
 21 F PISARU Marian  
 24 F NAGY Zoltan Istvan

SCORING	TIME	GOAL	ASSISTS
00:56	22 NOR	FOYN	8 MYHRE 12 FALK NILSEN
05:10	10 ROM	COSTEA	8 ANTAL 6 TUREANU
31:27	5 ROM	GALL	8 ANTAL 7 AXINTE
52:43	6 ROM	TUREANU	5 GALL
58:39	10 NOR	SETERENG	12 FALK NILSEN 7 MOLBERG
59:31	7 NOR	MOLBERG	8 MYHRE 3 NILSEN

PENALTY	TIME	MIN	OFFENSE	STATISTICS	1/3	2/3	3/3	F
00:39	16 ROM	2	ROUGHING	SHOTS ON GOAL				
03:20	6 NOR	2	HI-STICK	NOR	10	6	8	24
03:20	17 ROM	2	INTERFER	ROM	11	6	12	29
06:18	11 NOR	2	UNSPORT	PEN MIN				
09:09	13 NOR	2	HI-STICK	NOR	6	16	4	26
11:57	17 ROM	2	SLASHING	ROM	8	6	4	18
14:40	6 ROM	2	HOOKING	GOALS				
20:26	6 ROM	2	HOOKING	NOR	1	0	2	3
28:34	12 NOR	10	MISCOND	ROM	1	1	1	3
28:34	12 NOR	2	UNSPORT	REFEREE: SUBRT				
31:27	16 NOR	2	INTERFER	LINESMEN: FUKUDA				
32:06	18 ROM	2	ROUGHING	MORRISSEY				
32:06	10 NOR	2	ROUGHING					
34:20	16 ROM	2	INTERFER					
41:23	7 NOR	2	TRIPPING					
44:08	8 NOR	2	ROUGHING					

DATE: 02.20.80  
TIME: 15.27.57

OFFICIAL HOCKEY GAME REPORT  
OLYMPIC ARENA  
GAME TIME: S13.05 E15.20

PAGE 2  
GAME 25 FINAL RESULTS

---

PENALTY	TIME	(CONT)	MIN	OFFENSE
44:08	6	ROM TUREANU	2	X-CHECK
56:45	12	ROM NISTOR	2	ROUGHING

---

DATE: 02.20.80  
 TIME: 16.05.30

OFFICIAL HOCKEY GAME REPORT  
 OLYMPIC FIELDHOUSE  
 GAME TIME: S13.35 E

PAGE 1  
 GAME 26 FINAL RESULTS

TEAM A: TCH

DRESS: RED

TEAM B: SWE

DRESS: YELLOW

1 G \* KRALIK Jiri  
 24 G LANG Karel  
 3 D NELIBA Jan  
 4 D \* DURIS Vitezslav  
 5 D CHALUPA Milan  
 8 D KADLEC Arnold  
 9 D DVORAK Miroslav  
 15 D KABERLE Frantisek  
 19 D \* BUBLA Jiri  
 6 F NOVY Milan  
 11 F NOVAK Jiri  
 16 F FRYCER Miroslav  
 18 F \* STASTNY Marian  
 20 F \* STASTNY Anton  
 21 F LUKAC Vincent  
 22 F HOLY Karel  
 23 F POUZAR Jaroslav  
 25 F C EBERMAN Bohuslav  
 26 F \* STASTNY Peter

1 G \* LINDBERGH Pelle  
 28 G LOEFQVIST William  
 2 D \* JONSSON Tomas  
 3 D ANDERSSON Sture  
 4 D A\* WEINSTOCK Ulf  
 6 D ERIKSSON Jan  
 7 D SAMUELSSON Tommy  
 9 D C WALTIN Mats  
 27 D ERIKSSON Thomas  
 8 F LUNDQVIST Per  
 12 F \* AAHLBERG Mats  
 14 F ERIKSSON Haakan  
 15 F \* NAESLUND Mats  
 16 F NORBERG Lennart  
 18 F \* HOLMGREN Leif  
 19 F BERGLUND Bo  
 21 F SOEDERSTOEM Dan  
 22 F LUCKNER Harald  
 23 F MOHLIN Lars

SCORING TIME	GOAL	ASSISTS
09:18 12 SWE	AAHLBERG	15 NAESLUND
10:55 18 SWE	HOLMGREN	15 NAESLUND
36:02 15 SWE	NAESLUND	21 SOEDERSTOEM
52:05 6 TCH	NOVY	23 POUZAR
57:00 8 SWE	LUNDQVIST	15 NAESLUND
59:22 23 TCH	POUZAR	6 NOVY
		18 HOLMGREN
		4 WEINSTOCK
		2 JONSSON
		8 KADLEC

PENALTY TIME	MIN	OFFENSE	STATISTICS	1/3	2/3	3/3	F
01:00 9 SWE	2	HOOKING	SHOTS ON GOAL				
09:00 5 TCH	2	INTERFER	TCH	12	17	14	43
10:25 25 TCH	2	HI-STICK	SWE	9	10	7	26
15:40 12 SWE	2	HOOKING	PEN MIN				
35:08 5 TCH	2	X-CHECK	TCH	4	2	0	6
37:06 19 SWE	2	INTERFER	SWE	4	2	4	10
49:13 8 SWE	2	TRIPPING	GOALS				
58:58 15 SWE	2	HOOKING	TCH	0	0	2	2
			SWE	2	1	1	4

REFEREE: KAISLA  
 LINESMEN: LAROCHELLE  
 STUART



DATE: 02.20.80  
 TIME: 18.48.24

OFFICIAL HOCKEY GAME REPORT  
 OLYMPIC ARENA  
 GAME TIME: S16.36 E18.41

PAGE 1  
 GAME 27 FINAL RESULTS

TEAM A: POL

DRESS: WHITE

TEAM B: JPN

DRESS: RED

1 G \* WOJTYNEK Henryk  
 2 G LUKASZKA Pawel  
 3 D UJWARY Andrzej  
 5 D JANISZEWSKI Henryk  
 6 D GRUTH Henryk  
 14 D JANCZY Andrzej  
 20 D A\* POTZ Jerzy  
 21 D \* SYNOWIEC Ludwik  
 25 D MARCINCZAK Marek  
 7 F C\* CHOWANIEC Stefan  
 8 F JOBCZYK Wieslaw  
 9 F OBLOJ Tadeusz  
 10 F SIKORA Dariusz  
 13 F \* KOKOSZKA Leszek  
 15 F ZABAWA Andrzej  
 16 F PYTEL Henryk  
 17 F KLOCEK Stanislaw  
 18 F JACHNA Leszek  
 19 F \* DZIUBINSKI Bogdan  
 22 F MALYSIAK Andrzej

1 G MISAWA Minoru  
 25 G \* IWAMOTO Takeshi  
 3 D \* HORI Hiroshi  
 4 D NAKAYAMA Iwao  
 6 D ITO Norio  
 9 D NAKAMURA Hitoshi  
 11 D \* FUJII Tadimitsu  
 22 D WKASA Koji  
 7 F HONDA Yoshiaki  
 8 F KAWAMURA Katsuyoshi  
 10 F AZUMA Takeshi  
 12 F \* MISAWA Satoru  
 13 F MATSUDA Mikio  
 14 F HONMA Sadaki  
 15 F SAKURAI Hideo  
 16 F C\* HANZAWA Tsutomu  
 17 F URABE Hideo  
 20 F HOSOI Mikio  
 23 F A\* HOSHINO Yoshio

SCORING TIME	GOAL	ASSISTS
03:03 15 POL	ZABAWA	22 MALYSIAK 5 JANISZEWSKI
04:20 19 POL	DZIUBINSKI	13 KOKOSZKA 7 CHOWANIEC
11:37 22 POL	MALYSIAK	8 JOBCZYK 15 ZABAWA
26:05 3 POL	JOBCZYK	22 MALYSIAK 15 ZABAWA
43:57 16 POL	PYTEL	25 MARCINCZAK 3 UJWARY
54:50 11 JPN	FUJII	12 MISAWA 16 HANZAWA

PENALTY TIME	MIN	OFFENSE	STATISTICS	1/3	2/3	3/3	F
12:45 21 POL	2	INTERFER	SHOTS ON GOAL	POL 17	19	17	53
13:27 22 JPN	2	HOLDING					
15:33 22 JPN	2	HOOKING	PEN MIN	POL 2	4	2	8
21:29 22 JPN	2	TRIPPING					
27:26 7 JPN	2	X-CHECK	GOALS	POL 3	1	1	5
29:27 17 POL	2	HOOKING					
35:35 16 POL	2	CHARGING	POL 3	1	1	5	
39:03 99 JPN	2	* BENCH PENALTY *					
43:15 15 JPN	2	SLASHING	JPN 0	0	1	1	
45:16 5 POL	2	HI-STICK					

REFEREE: LINDGREN  
 LINESMEN: FISCHER  
 ENCIU

DATE: 02.20.80  
 TIME: 19.36.25

OFFICIAL HOCKEY GAME REPORT  
 OLYMPIC FIELDHOUSE  
 GAME TIME: S17.06 E19.30

PAGE 1  
 GAME 28 FINAL RESULTS

TEAM A: URS

DRESS: RED

TEAM B: CAN

DRESS: WHITE

1 G MYSHKIN Vladimir  
 20 G \* TRETJAK Vladislav  
 2 D \* FETISOV Viacheslav  
 5 D PERVUKHIN Vasili  
 6 D A VASILIEV Valeri  
 7 D \* KASATONOV Aleksei  
 12 D STARIKOV Sergei  
 14 D BILJALETDINOV Zinetulla  
 9 F KRUTOV Vladimir  
 10 F MALTSEV Alexandre  
 11 F LEBEDEV Juri  
 13 F C\* MIKHAILOV Boris  
 16 F \* PETROV Vladimir  
 17 F \* KHARLAMOV Valeri  
 19 F BALDERIS Helmut  
 22 F ZHLUKTOV Victor  
 23 F GOLIKOV Aleksandre  
 24 F MAKAROV Sergei  
 25 F GOLIKOV Vladimir  
 26 F SKVORTSOV Aleksandre

1 G DUPUIS Robert  
 29 G \* PAGEAU Paul  
 2 D \* ANDERSON Warren  
 3 D PIRIE J Bradley  
 4 D C\* GREGG Randall  
 5 D WATTERS Timothy  
 7 D GRANT D N Joseph  
 8 D SPRING Donald  
 24 D O'MALLEY Terrence  
 6 F DAVIDSON Ronald  
 9 F ANDERSON Glenn  
 11 F MAXWELL Kevin  
 12 F NILL James  
 15 F \* DEVANEY John  
 17 F MACLEAN Paul  
 18 F D'ALVISE Daniel  
 19 F BERRY Ken  
 20 F \* HINDMARCH David  
 21 F A\* PRIMEAU Kevin  
 22 F ZUPANCICH Stelio

SCORING TIME	GOAL	ASSISTS
01:35 12 CAN	NILL	6 DAVIDSON 9 ANDERSON
13:42 19 URS	BALDERIS	26 SKVORTSOV 22 ZHLUKTOV
20:19 4 CAN	GREGG	
22:38 3 CAN	PIRIE	22 ZUPANCICH 18 D'ALVISE
39:47 7 URS	KASATONOV	9 KRUTOV
41:53 13 URS	MIKHAILOV	23 GOLIKOV
42:05 23 URS	GOLIKOV	24 MAKAROV
43:05 18 CAN	D'ALVISE	
48:41 13 URS	MIKHAILOV	12 STARIKOV
56:51 23 URS	GOLIKOV	

PENALTY TIME	MIN	OFFENSE	STATISTICS	1/3	2/3	3/3	F
06:08 20 CAN	2	INTERFER					
10:47 4 CAN	2	HOOKING					
25:10 2 URS	2	HOOKING					
26:44 17 CAN	2	HOOKING					
27:58 7 URS	2	TRIPPING					
30:49 7 URS	2	CHARGING					
30:49 9 CAN	2	ROUGHING					
35:45 3 CAN	2	HOOKING					
54:16 99 CAN	2	* BENCH PENALTY *					

SHOTS ON GOAL				
URS	12	5	18	35
CAN	6	11	9	26
PEN MIN				
URS	0	6	0	6
CAN	4	6	2	12
GOALS				
URS	1	1	4	6
CAN	1	2	1	4

REFEREE: NEAGLES  
 LINESMEN: DEMERS  
 DOYLE

DATE: 02.20.80  
TIME: 22.37.19

OFFICIAL HOCKEY GAME REPORT  
OLYMPIC ARENA

PAGE 1  
GAME 29 FINAL RESULTS

GAME TIME: S20.10 E22.30

TEAM A: FIN

DRESS: WHITE

TEAM B: HOL

DRESS: BLUE

1 G KIVELA Antero  
19 G \* VALTONEN Jorma  
3 D \* SUORANIEMI Seppo  
4 D SAARINEN Olli  
6 D \* HAAPALAINEN Hannu  
8 D LEVO Tapio  
9 D ELORANTA Kari  
10 D LITMA Lasse  
12 F A PELTONEN Esa  
13 F VILLA Ismo  
15 F \* LEINONEN Mikko  
16 F \* KIIMALAINEN Markku  
17 F KURRI Jari  
20 F KOSKILAHTI Jukka  
21 F KOSKINEN Hannu  
22 F LEPPANEN Reijo  
23 F HAKULINEN Markku  
25 F C\* PORVARI Jukka  
28 F MAKITALO Jarmo  
29 F SUSI Timo

1 G \* LENSSEN Ted  
30 G DE BRUYN John  
6 D KOLIJN Patrick  
9 D \* PETERNOUSEK Georg  
11 D PLUYMERS Al  
12 D VAN GOG Rick  
14 D \* HILLE Henk  
17 D VAN SOLDT Frank  
2 F VAN HEUMEN Harry  
3 F C\* VAN WIEREN Larrie  
4 F BERTELING Ron  
5 F DE CLOE Dick  
8 F \* DE HEER Jack  
10 F \* JANSSEN Jan  
15 F A VAN DE BROEK Klaas  
16 F KOOPMANS Leo  
18 F DE BRUYN Brian  
19 F HUIZINGA Chuck  
20 F DE GRAAUW Corky  
25 F KLOOSTER William

SCORING TIME

GOAL

ASSISTS

10:41 25 FIN PORVARI  
18:13 3 HOL VAN WIEREN 8 DE HEER 10 JANSSEN  
18:28 22 FIN LEPPANEN 10 LITMA 9 ELORANTA  
30:25 25 HOL KLOOSTER 20 DE GRAAUW  
33:07 13 FIN VILLA 21 KOSKINEN 4 SAARINEN  
34:12 25 FIN PORVARI 15 LEINONEN  
42:35 17 FIN KURRI 10 LITMA 22 LEPPANEN  
43:44 12 FIN PELTONEN 22 LEPPANEN 17 KURRI  
44:34 21 FIN KOSKINEN 9 ELORANTA  
46:10 23 FIN HAKULINEN 12 PELTONEN 22 LEPPANEN  
48:16 17 FIN KURRI 9 ELORANTA 23 HAKULINEN  
51:03 6 FIN HAAPALAINEN 15 LEINONEN 16 KIIMALAINEN  
53:04 9 HOL PETERNOUSEK 8 DE HEER 3 VAN WIEREN

DATE: 02.20.80  
 TIME: 22.37.19

OFFICIAL HOCKEY GAME REPORT  
 OLYMPIC ARENA  
 GAME TIME: S20.10 E22.30

PAGE 2  
 GAME 29 FINAL RESULTS

PENALTY		TIME	MIN	OFFENSE	STATISTICS	1/3	2/3	3/3	F
03:59	8	HOL	DE HEER	2	X-CHECK				
06:32	20	HOL	DE GRAAUW	2	SLASHING				
33:36	16	FIN	KIIMALAINEN	2	INTERFER				
33:36	20	HOL	DE GRAAUW	2	X-CHECK				
37:46	6	HOL	KOLIJN	2	SLASHING				
41:02	6	HOL	KOLIJN	5	HI-STICK				
42:02	1	HOL	LENSSSEN	2	TRIPPING				
46:38	19	FIN	VALTONEN	2	INTERFER				
46:38	8	HOL	DE HEER	5	SLASHING				
47:25	20	HOL	DE GRAAUW	2	HI-STICK				
					SHOTS ON GOAL				
					FIN	13	17	12	42
					HOL	8	5	3	16
					PEN MIN				
					FIN	0	2	2	4
					HOL	4	4	14	22
					GOALS				
					FIN	2	2	6	10
					HOL	1	1	1	3
					REFEREE:	KOMPALLA			
					LINESMEN:	REENERS			
						HUBER			

DATE: 02.20.80  
 TIME: 23.07.22

OFFICIAL HOCKEY GAME REPORT  
 OLYMPIC FIELDHOUSE  
 GAME TIME: S20.38 E22.58

PAGE 1  
 GAME 30 FINAL RESULTS

TEAM A: FRG

DRESS: RED

TEAM B: USA


DRESS: WHITE

1 G ENGBRECHT Bernhard  
 2 G \* SUTTNER Sigmund  
 4 D A\* KIESSLING Udo  
 5 D \* KRULL Harald  
 7 D AUHUBER Klaus  
 23 D KRETSCHMER Horst-Peter  
 24 D REIL Joachim  
 6 F SCHARF Peter  
 8 F C\* PHILLIPP Rainer  
 10 F REINDL Franz  
 11 F \* KUHL Marcus  
 12 F HINTERSTOCKER Martin  
 14 F EGEN Ulrich  
 16 F TRUNTSCHKA Gerhard  
 17 F ZACH Hans  
 18 F HINTERSTOCKER Hermann  
 19 F \* HOFNER Ernst  
 22 F MEITINGER Holger

1 G JANASZAK Steve  
 30 G \* CRAIG James  
 3 D \* MORROW Kenneth  
 5 D \* RAMSEY Michael  
 6 D A BAKER William  
 17 D O'CALLAHAN John  
 20 D SUTER Bob  
 8 F \* SILK David  
 9 F BROTEN Neal  
 10 F JOHNSON Mark  
 11 F CHRISTOFF Steven  
 15 F \* WELLS Mark  
 16 F PAVELICH Mark  
 19 F STROBEL Eric  
 21 F C ERUZIONE Michael  
 23 F CHRISTIAN David  
 24 F MCCLANAHAN Robert  
 25 F SCHNEIDER William  
 27 F \* VERCHOTA Philip  
 28 F HARRINGTON John

SCORING TIME	GOAL	ASSISTS
01:50 23 FRG	KRETSCHMER	
19:45 4 FRG	KIESSLING	19 HOFNER
27:40 24 USA	MCCLANAHAN	10 JOHNSON 23 KRETSCHMER
38:31 9 USA	BROTEN	19 STROBEL 21 ERUZIONE
41:17 24 USA	MCCLANAHAN	10 JOHNSON 23 CHRISTIAN
44:17 27 USA	VERCHOTA	23 CHRISTIAN 15 WELLS

PENALTY TIME	MIN	OFFENSE	STATISTICS	1/3	2/3	3/3	F
04:55 6 FRG	2	HOOKING	SHOTS ON GOAL				
13:11 17 USA	2	HOLDING	FRG	7	6	13	26
19:41 17 FRG	2	ROUGHING	USA	14	9	9	32
19:41 23 USA	2	ROUGHING	PEN MIN				
19:41 10 USA	2	ELBOWING	FRG	4	2	2	8
26:26 8 FRG	2	ROUGHING	USA	6	4	6	16
26:26 20 USA	2	ROUGHING	GOALS				
32:55 5 USA	2	CHARGING	FRG	2	0	0	2
47:19 27 USA	2	ROUGHING	USA	0	2	2	4
53:45 11 USA	2	HOOKING	REFEREE: HALEY				
55:10 3 USA	2	ROUGHING	LINESMEN: HOLLETT				
59:12 23 FRG	2	HOOKING	TOEMAN				





# XIII OLYMPIC WINTER GAMES LAKE PLACID 1980

## LUGE LADIES SINGLE OFFICIAL RESULTS RODELN EINSITZER DAMEN OFFIZIELLE ERGEBNISSE LUGE SIMPLE DAMES RESULTATS OFFICIELS

MT. VAN HOEVENBERG 02-16-80 14:00

POS	BIB NO.	NAME	NAT	TIME				TOTAL TIME
				—1ST—	—2ND—	—3RD—	—4TH—	
1	19	ZOZULIA Vera	URS	11.238 24.600 30.787 38.978	11.270 24.669 30.896 39.167	11.301 24.789 31.035 39.271	11.262 24.714 30.924 39.121	2.36.537
2	9	SOLLMANN Melitta	GDR	11.335 24.808 31.040 39.289	11.375 24.908 31.188 39.640	11.281 24.785 31.071 39.360	11.324 24.823 31.077 39.368	2.37.657
3	14	AMANTOVA Ingrida	URS	11.293 24.758 31.016 39.346	11.290 24.770 31.090 39.488	11.303 24.866 31.196 39.610	11.266 24.715 30.988 39.373	2.37.817
4	20	DEMLEITNER Elisabeth	FRG	11.411 24.889 31.195 39.568	11.293 24.683 30.942 39.460	11.392 24.836 31.136 39.466	11.357 24.798 31.075 39.424	2.37.918
5	1	BRAND Ilona	GDR	11.311 24.831 31.091 39.393	11.330 24.868 31.170 39.506	11.351 24.923 31.262 39.700	11.327 24.859 31.160 39.516	2.38.115
6	12	SCHUMANN Margit	GDR	11.430 24.920 31.224 39.611	11.426 24.973 31.307 39.715	11.354 24.876 31.177 39.567	11.386 24.858 31.095 39.362	2.38.255
7	23	SCHAFFERER Angelika	AUT	11.454 24.929 31.164 39.411	11.395 24.879 31.159 40.249	11.549 25.123 31.404 39.731	11.507 25.041 31.264 39.544	2.38.935
8	10	RIBENA Astra	URS	11.353 24.932 31.244 39.617	11.345 24.971 31.318 39.780	11.333 24.997 31.376 39.816	11.299 24.925 31.302 39.798	2.39.011



# XIII OLYMPIC WINTER GAMES LAKE PLACID 1980

## LUGE LADIES SINGLE OFFICIAL RESULTS RODELN EINSITZER DAMEN OFFIZIELLE ERGEBNISSE LUGE SIMPLE DAMES RESULTATS OFFICIELS

MT. VAN HOEVENBERG 02-16-80 14:00

POS	BIB NO.	NAME	NAT	TIME				TOTAL TIME
				—1ST—	—2ND—	—3RD—	—4TH—	
9	8	JASENCAKOVA Maria	TCH	11.434 24.996 31.296 39.698	11.460 25.028 31.398 39.862	11.434 25.090 31.478 39.906	11.522 25.157 31.535 39.963	2.39.429
10	3	BRUNNER Christine	AUT	11.505 25.026 31.297 39.642	11.543 25.102 31.471 40.083	11.498 25.111 31.448 39.833	11.496 25.052 31.400 40.265	2.39.823
11	24	AUKENTHALER Angelika	ITA	11.481 25.042 31.345 39.829	11.501 25.540 32.212 41.043	11.506 25.152 31.486 39.919	11.475 25.049 31.319 39.860	2.40.651
12	17	FENDT Andrea	FRG	11.478 25.170 31.617 40.234	11.557 25.310 31.781 40.458	11.462 25.198 31.660 40.215	11.630 25.437 31.878 40.484	2.41.391
13	13	LINDSKOG Agneta	SWE	11.455 25.153 31.588 40.219	11.592 25.414 31.920 40.547	11.535 25.298 31.769 40.463	11.506 25.325 31.792 40.388	2.41.617
14	7	GOELLNER Annefried	AUT	11.565 25.310 31.747 40.378	11.523 25.281 31.767 40.375	11.541 25.323 31.831 40.489	11.606 25.344 31.803 40.394	2.41.636
15	5	GENOVESE Deborah	USA	11.487 25.268 31.737 40.497	11.482 25.298 31.862 40.811	11.502 25.323 31.918 40.799	11.525 25.397 31.965 40.819	2.42.926
16	25	AUER Monika	ITA	11.481 25.012 31.409 40.590	11.415 24.984 31.390 40.319	11.407 24.975 31.519 41.269	11.413 24.937 31.422 40.855	2.43.033





# XIII OLYMPIC WINTER GAMES LAKE PLACID 1980

## LUGE LADIES SINGLE OFFICIAL RESULTS RODELN EINSITZER DAMEN OFFIZIELLE ERGEBNISSE LUGE SIMPLE DAMES RESULTATS OFFICIELS

MT. VAN HOEVENBERG 02-16-80 14:00

POS	BIB NO.	NAME	NAT	TIME				TOTAL TIME
				—1ST—	—2ND—	—3RD—	—4TH—	
17	2	BURKE Donna	USA	11.478 25.234 31.761 40.663	11.575 25.499 32.082 40.931	11.549 25.431 32.043 40.943	11.584 25.630 32.250 41.148	2.43.685
18	4	KEYES Carole	CAN	11.438 25.297 31.825 40.616	11.456 25.268 31.849 40.658	11.480 25.678 32.486 41.567	11.539 25.390 31.895 41.058	2.43.899
19	15	NASSTROM Anneli	SWE	11.631 25.579 32.135 40.987	11.608 25.577 32.209 41.096	11.603 25.525 32.121 40.999	11.538 25.466 32.036 40.877	2.43.959
20	11	STAN Elena	ROM	11.668 25.545 32.084 40.852	11.706 25.599 32.164 41.489	11.653 25.598 32.230 41.085	11.697 25.619 32.168 41.040	2.44.466
21	26	MAIORU Maria	ROM	11.745 25.652 32.210 41.071	11.623 25.514 32.141 41.054	11.723 25.672 32.275 41.120	11.579 25.437 31.987 41.350	2.44.595
22	6	NADEAU Danielle	CAN	11.576 25.434 31.996 40.782	11.550 25.445 32.069 40.968	11.562 25.437 32.148 41.770	11.538 25.439 32.052 41.101	2.44.621
23	21	WEAVER Joanna	GBR	11.539 25.472 32.052 40.881	11.564 25.564 32.199 41.201	11.592 25.578 32.228 41.167	11.497 25.459 32.115 42.032	2.45.281
DID NOT FINISH	16	WALKER Avril	GBR	11.536 31.787 41.144 52.277	11.583 25.563 32.327 42.852	11.640 25.609 32.317		1.35.129



# XIII OLYMPIC WINTER GAMES LAKE PLACID 1980

LUGE LADIES SINGLE OFFICIAL RESULTS  
RODELN EINSITZER DAMEN OFFIZIELLE ERGEBNISSE  
LUGE SIMPLE DAMES RESULTATS OFFICIELS

MT. VAN HOEVENBERG 02-16-80 14:00

POS	BIB NO.	NAME	NAT	TIME				TOTAL TIME
				—1ST—	—2ND—	—3RD—	—4TH—	
DID	NOT	FINISH						
	18	RAINER Marieluise	ITA	11.425 24.930 31.273 39.695	11.491 25.074 31.530 40.948	11.426 25.896 54.998 1.13.062	11.488 25.066 31.632	2.33.705
DID	NOT	FINISH						
	22	CHARLESWORTH Susan	USA	11.641 25.488 32.021 41.018	11.617	.. .. .. ..	0.41.018	



# XIII OLYMPIC WINTER GAMES LAKE PLACID 1980

## LUGE LADIES SINGLE OFFICIAL RESULTS RODELN EINSITZER DAMEN OFFIZIELLE ERGEBNISSE LUGE SIMPLE DAMES RESULTATS OFFICIELS

MT. VAN HOEVENBERG 02-16-80 14:00

### COURSE CONDITIONS

ABOVE SEA LEVEL	695 M	DIFFERENCE OF ELEVATION	59 M
LENGTH	749 M	MAXIMUM GRADIENT	30%
NUMBER OF CURVES	11	AVERAGE GRADIENT	9.35%

ATMOSPHERIC CONDITIONS	1ST RUN	2ND RUN	3RD RUN	4TH RUN
DATE	02-13-80	02-14-80	02-15-80	02-16-80
OBSERVED TIME	19:00	14:00	14:00	14:00
WEATHER	LT SNOW	LT SNOW	PT. CLDY	LT SNOW
AIR TEMPERATURE	-3 C	-5 C	-7.2 C	-8 C
ICE TEMPERATURE	-8 C	-6 C	-6.5 C	-9 C
HUMIDITY	74 %	92 %	62 %	85 %
ATMOSPHERIC PRESSURE				
WIND DIRECTION	WEST	WEST	NW	N
WIND VELOCITY	4 KPH	16-24 KPH	14 KPH	19 KPH

### JURY

RICHARD HARTMANN (FRG)

LUCIAN SWIDERSKI (POL)

CARL BATTAGLIA (USA)

CHAIRMAN OF THE JURY

### TECHNICAL DELEGATES

ERHARD FEUEREISS (GDR)

HEINZ DOERING (FRG)

MILOSLAW KRIC (TCH)

RACE DIRECTOR



# XIII OLYMPIC WINTER GAMES LAKE PLACID 1980

## LUGE MENS SINGLE OFFICIAL RESULTS RODELN EINSITZER HERREN OFFIZIELLE ERGEBNISSE LUGE SIMPLE HOMMES RESULTATS OFFICIELS

MT. VAN HOEVENBERG 02-16-80 16:00

POS	BIB NO.	NAME	NAT	TIME				TOTAL TIME
				—1ST—	—2ND—	—3RD—	—4TH—	
1	30	GLASS Bernhard	GDR	12.014		12.062	12.061	2.54.796
				20.727	20.814	20.817	20.762	
				30.687	30.809	30.871	30.705	
				36.073	36.215	36.327	36.053	
				43.609	43.780	43.925	43.482	
2	17	HILDGARTNER Paul	ITA	12.083	12.094	12.082	12.149	2.55.372
				20.824	20.949	20.845	20.947	
				30.816	31.100	30.885	31.022	
				36.162	36.490	36.269	36.430	
				43.652	44.000	43.708	44.012	
3	12	WINKLER Anton	FRG	12.142	12.196	12.189	12.247	2.56.545
				20.915	21.005	21.082	21.102	
				30.984	31.066	31.215	31.193	
				36.387	36.471	36.647	36.661	
				43.885	44.045	44.310	44.305	
4	4	GUENTHER Detlef	GDR	12.005	12.013	12.049	12.083	2.57.163
				20.670	20.739	20.760	20.827	
				30.550	30.731	30.856	30.788	
				35.849	36.101	36.282	36.132	
				43.199	43.555	46.879	43.530	
5	3	SANDBICHLER Gerhard	AUT	12.182	12.223	12.179	12.217	2.57.451
				21.007	21.076	21.046	21.067	
				31.058	31.226	31.175	31.172	
				36.493	36.766	36.642	36.638	
				44.128	44.711	44.305	44.307	
6	14	WILHELMER Franz	AUT	12.166	12.219	12.155	12.201	2.57.483
				20.993	21.092	21.009	21.055	
				31.010	31.314	31.070	31.183	
				36.468	36.935	36.508	36.689	
				44.162	44.783	44.159	44.379	



# XIII OLYMPIC WINTER GAMES LAKE PLACID 1980

## LUGE MENS SINGLE OFFICIAL RESULTS RODELN EINSITZER HERREN OFFIZIELLE ERGEBNISSE LUGE SIMPLE HOMMES RESULTATS OFFICIELS

MT. VAN HOEVENBERG 02-16-80 16:00

POS	BIB NO.	NAME	NAT	TIME				TOTAL TIME
				—1ST—	—2ND—	—3RD—	—4TH—	
7	5	BOEHMER Gerd	FRG	12.156 20.962 31.022 36.444 44.010	12.210 21.247 31.520 37.175 44.741	12.159 21.044 31.223 36.701 44.434	12.192 21.066 31.265 36.771 44.584	2.57.769
8	24	WEMBACHER Anton	FRG	12.123 20.958 31.156 36.667 44.308	12.158 21.093 31.303 36.828 44.549	12.193 21.128 31.422 36.990 44.835	12.151 21.025 31.201 36.665 44.320	2.58.012
9	9	GRAF Albert	AUT	12.212 21.082 31.161 36.648 44.253	12.197 21.181 31.363 36.868 44.524	12.205 21.147 31.408 37.000 44.815	12.250 21.167 31.310 36.812 44.431	2.58.023
10	25	ZEMAN Jindrich	TCH	12.280 21.209 31.429 36.991 44.901	12.300 21.321 31.679 37.380 45.438	12.327 21.370 31.864 37.591 45.571	12.278 21.295 31.609 37.199 45.025	3.00.935
11	1	SMITH Bruce	CAN	12.272 21.215 31.628 37.393 45.442	12.256 21.293 31.720 37.405 45.305	12.294 21.364 31.865 37.581 45.479	12.274 21.188 31.452 37.025 44.848	3.01.074
12	2	TUCKER Jeff	USA	12.260 21.284 31.620 37.267 45.158	12.300 21.321 31.651 37.308 45.311	12.285 21.316 31.779 37.483 45.427	12.327 21.333 31.741 37.432 45.400	3.01.296



# XIII OLYMPIC WINTER GAMES LAKE PLACID 1980

## LUGE MENS SINGLE OFFICIAL RESULTS RODELN EINSITZER HERREN OFFIZIELLE ERGEBNISSE LUGE SIMPLE HOMMES RESULTATS OFFICIELS

MT. VAN HOEVENBERG 02-16-80 16:00

POS	BIB NO.	NAME	NAT	TIME				TOTAL TIME
				—1ST—	—2ND—	—3RD—	—4TH—	
13	20	GASSNER Rainer	LIE	12.336	12.436	12.362	12.378	3.02.074
				21.408	21.569	21.444	21.331	
				31.745	32.078	31.865	31.567	
				37.328	37.762	37.594	37.119	
				45.283	45.956	45.907	44.928	
14	27	FEE John	USA	12.302	12.387	12.403	12.417	3.02.112
				21.373	21.481	21.714	21.512	
				31.716	31.840	32.291	31.845	
				37.347	37.463	37.986	37.450	
				45.328	45.407	46.032	45.345	
15	29	PALMER-TOMKINSON Jeremy	GBR	12.291		12.305	12.309	3.02.264
				21.253	21.643	21.277	21.405	
				31.626	32.470	31.669	31.825	
				37.291	38.415	37.263	37.362	
				45.191	46.947	45.060	45.066	
16	22	TOWNSHEND Neil	GBR	12.321	12.347	12.319	12.339	3.02.399
				21.377	21.349	21.280	21.340	
				32.394	31.714	31.595	31.699	
				38.438	37.371	37.195	37.355	
				46.726	45.358	45.037	45.278	
17	8	JENSEN Mark	CAN	12.290	12.345	12.331	12.361	3.02.810
				21.248	21.409	21.347	21.363	
				31.609	31.879	31.807	31.866	
				37.252	37.602	37.469	37.610	
				45.150	46.218	45.363	46.079	
18	26	KJERNHOLM Stefan	SWE	12.113	12.148	12.184	12.137	3.02.908
				21.058	21.197	21.212	21.100	
				31.268	31.471	31.526	31.363	
				36.821	37.079	37.114	37.319	
				44.565	44.905	44.900	48.538	



# XIII OLYMPIC WINTER GAMES LAKE PLACID 1980

## LUGE MENS SINGLE OFFICIAL RESULTS RODELN EINSITZER HERREN OFFIZIELLE ERGEBNISSE LUGE SIMPLE HOMMES RESULTATS OFFICIELS

MT. VAN HOEVENBERG 02-16-80 16:00

POS	BIB NO.	NAME	NAT	TIME				TOTAL TIME
				—1ST—	—2ND—	—3RD—	—4TH—	
19	11	KURIYAMA Koji	JPN	12.349 21.363 31.937 37.711 45.820	12.403 21.493 32.051 37.785 45.872	12.433 21.504 32.065 37.820 45.852	12.436 21.480 31.920 37.635 45.538	3.03.082
20	15	STITHEM Richard	USA	12.306 21.270 31.533 37.170 45.418	12.388 21.626 32.214 37.932 45.938	12.362 21.392 32.058 37.889 46.245	12.387 21.419 31.809 37.466 45.491	3.03.092
21	18	HASPIINGER Ernst	ITA	12.134 20.853 30.731 36.039 43.435	12.187 20.963 30.940 36.341 43.833	12.135 20.886 30.830 36.174 43.592	12.171 20.932 30.921 36.570 52.556	3.03.416
22	19	PRENTICE Derek	GBR	12.291 21.344 31.742 37.450 45.502	11.941 21.451 31.978 37.770 45.880	12.320 21.361 31.819 37.618 46.425	12.372 21.495 32.379 38.374 46.715	3.04.522
23	6	TAKAGI Takashi	JPN	12.335 21.340 31.709 37.351 45.294	12.413 21.617 33.961 37.351 51.003	12.332 21.356 31.836 37.560 45.575	12.379 21.434 32.341 38.870 47.692	3.09.564
DID NOT START	13	BREMZE Dainis	URS	12.146 20.887 30.795 36.108 43.559	12.170 20.931 30.826 36.494 1.21.445	.. .. .. .. ..	.. .. .. .. 2.05.004	

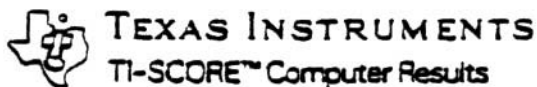


# XIII OLYMPIC WINTER GAMES LAKE PLACID 1980

## LUGE MENS SINGLE OFFICIAL RESULTS RODELN EINSITZER HERREN OFFIZIELLE ERGEBNISSE LUGE SIMPLE HOMMES RESULTATS OFFICIELS

MT. VAN HOEVENBERG 02-16-80 16:00

POS	BIB NO.	NAME	NAT	TIME				TOTAL TIME
				-1ST-	-2ND-	-3RD-	-4TH-	
DID	NOT START 16	KAEGI Markus	SUI	12.425 21.561 32.186 38.008 54.224			.. .. .. .. ..	0.54.224
DID	NOT START 21	SCHADLER Wolfgang	LIE	12.266 21.333 31.592 37.219 45.751	12.274 21.243 31.475 37.269 48.568		.. .. .. .. ..	1.34.319
DID	NOT START 23	RINN Hans	GDR	11.946 20.760 30.780 36.172 43.802	11.996 20.781 30.811 36.351 1.24.301		.. .. .. .. ..	2.08.103
DID	NOT FINISH 7	RESL Vladimir	TCH	12.153 21.061 31.281 36.737 44.255	12.176 21.140 34.016	.. .. .. .. ..	.. .. .. .. ..	0.44.255
DID	NOT FINISH 10	BRUNNER Karl	ITA	12.241 21.005 30.868 36.528		.. .. .. .. .. .. ..	.. .. .. .. ..	0.00.000
DID	NOT FINISH 28	SCHENKEL Ueli	SUI	12.278 21.206 31.495 37.060		.. .. .. .. .. .. ..	.. .. .. .. ..	0.00.000







# XIII OLYMPIC WINTER GAMES LAKE PLACID 1980

## LUGE MENS SINGLE OFFICIAL RESULTS RODELN EINSITZER HERREN OFFIZIELLE ERGEBNISSE LUGE SIMPLE HOMMES RESULTATS OFFICIELS

MT. VAN HOEVENBERG 02-16-80 16:00

### COURSE CONDITIONS

ABOVE SEA LEVEL	731 M	DIFFERENCE OF ELEVATION	95.55 M
LENGTH	1014 M	MAXIMUM GRADIENT	30 %
NUMBER OF CURVES	14	AVERAGE GRADIENT	9.35 %

ATMOSPHERIC CONDITIONS	1ST RUN	2ND RUN	3RD RUN	4TH RUN
DATE	02-13-80	02-14-80	02-15-80	02-16-80
OBSERVED TIME	20:10	16:30	15:00	16:00
WEATHER	CLOUDY	LT SNOW	CLOUDY	SNOW
AIR TEMPERATURE	-7 C	-5 C	-7 C	-9 C
ICE TEMPERATURE	-9 C	-6 C	-6.5 C	-10 C
HUMIDITY	72 %	100 %	62 %	85 %
ATMOSPHERIC PRESSURE				
WIND DIRECTION	WEST	NW	NW	NNE
WIND VELOCITY	8 KPH	15-20KPH	15 KPH	12-20 KPH

### JURY

RICHARD HARTMANN (FRG)

LUCJAN SWIDERSKI (POL)

CARL BATTAGLIA (USA)

CHAIRMAN OF THE JURY

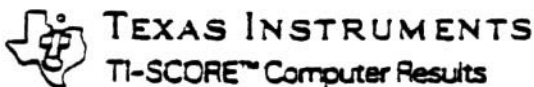
### TECHNICAL DELEGATES

ERHARD FEUEREISS (GDR)

HEINZ DOERING (FRG)

MILOSLAW KRIC (TCH)

RACE DIRECTOR





# XIII OLYMPIC WINTER GAMES LAKE PLACID 1980

## LUGE MENS DOUBLES OFFICIAL RESULTS RODELN DOPPELSITZER HERREN OFFIZIELLE ERGEBNISSE LUGE DOUBLE HOMMES RESULTATS OFFICIELS

MT. VAN HOEVENBERG 02-19-80 15:00

POS	BIB NO.	NAME	NAT	TIME		TOTAL TIME	
				—1ST—	—2ND—		
1	4-A	RINN	Hans Norbert	GDR	11.020	11.132	1.19.331
	4-B	HAHN			24.429	24.648	
					30.805	31.238	
					39.303	40.028	
2	5-A	GSCHNITZER	Peter Karl	ITA	11.225	11.206	1.19.606
	5-B	BRUNNER			24.692	24.763	
					31.042	31.299	
					39.549	40.057	
3	1-A	FLUCKINGER	Georg Karl	AUT	11.195	11.243	1.19.795
	1-B	SCHROTT			24.645	24.811	
					31.018	31.411	
					39.509	40.286	
4	16-A	HAHN	Bernd Ulrich	GDR	11.198	11.188	1.19.914
	16-B	HAHN			24.766	24.741	
					31.241	31.244	
					39.972	39.942	
5	11-A	RAFFL	Hansjoerg Alfred	ITA	11.253	11.214	1.19.976
	11-B	SILGINER			24.779	24.812	
					31.214	31.341	
					39.823	40.153	
6	17-A	WINKLER	Anton Anton	FRG	11.268	11.286	1.20.012
	17-B	WEMBACHER			24.811	24.881	
					31.254	31.394	
					39.916	40.096	
7	9-A	BRANDNER	Hans Balthasar	FRG	11.169	11.233	1.20.063
	9-B	SCHWARM			24.706	24.797	
					31.166	31.355	
					39.814	40.249	
8	18-A	ZEMAN	Jindrich Vladimir	TCH	11.300	11.277	1.20.142
	18-B	RESL			24.891	24.866	
					31.396	31.380	
					40.050	40.092	



# XIII OLYMPIC WINTER GAMES LAKE PLACID 1980

## LUGE MENS DOUBLES OFFICIAL RESULTS RODELN DOPPELSITZER HERREN OFFIZIELLE ERGEBNISSE LUGE DOUBLE HOMMES RESULTATS OFFICIELS

MT. VAN HOEVENBERG 02-19-80 15:00

POS	BIB NO.	NAME	NAT	TIME		TOTAL TIME	
				—1ST—	—2ND—		
9	3-A	LEMMERER	Guenther Reinhold	AUT	11.257	11.243	1.20.503
	3-B	SULZBACHER			24.844	24.848	
					31.331	31.537	
					40.017	40.486	
10	13-A	BREMZE	Dainis Aigars	URS	11.312	11.351	1.20.662
	13-B	KRIKIS			24.936	25.032	
					31.468	31.658	
					40.164	40.498	
11	14-A	HEALEY	Richard Walter	USA	11.341	11.374	1.21.341
	14-B	DANCO			25.003	25.172	
					31.562	31.915	
					40.386	40.955	
12	7-A	KJERNHOLM	Stefan Kenneth	SWE	11.359	11.376	1.21.439
	7-B	HOLM			25.040	25.123	
					31.601	31.895	
					40.415	41.024	
13	6-A	KURIYAMA	Koji Takashi	JPN	11.475	11.472	1.22.534
	6-B	TAKAGI			25.387	25.421	
					32.057	32.261	
					41.035	41.499	
14	8-A	PRENTICE	Derek Christophe	GBR	11.267	11.351	1.22.567
	8-B	DYASON			25.154	25.405	
					31.804	32.465	
					40.705	41.862	
15	19-A	APOSTOL	Ioan Cristinel	ROM	11.287	11.316	1.22.666
	19-B	PICIOREA			24.946	24.979	
					31.479	31.560	
					40.757	41.909	
16	12-A	SCHAEDLER	Wolfgang Rainer	LIE	11.382	11.380	1.23.395
	12-B	GASSNER			25.180	25.543	
					31.833	32.963	
					40.829	42.566	



# XIII OLYMPIC WINTER GAMES LAKE PLACID 1980

LUGE MENS DOUBLES OFFICIAL RESULTS  
RODELN DOPPELSITZER HERREN OFFIZIELLE ERGEBNISSE  
LUGE DOUBLE HOMMES RESULTATS OFFICIELS

MT. VAN HOEVENBERG 02-19-80 15:00

POS	BIB NO.	NAME	NAT	TIME		TOTAL TIME	
				—1ST—	—2ND—		
17	10-A	YAKUSHIN	Valeri Sergei	URS	11.154	11.261	1.25.144
	10-B	DANILIN			24.709	24.854	
					31.218	31.867	
					39.951	45.193	
18	15-A	MASLEY	Francis Raymond	USA	11.359	11.362	1.28.853
	15-B	BATEMAN			29.774	25.040	
					37.941	31.645	
					48.241	40.612	
19	2-A	PALMER-TOMKINSON J.	John	GBR	11.618	11.470	1.30.899
	2-B	DENBY			25.980	27.120	
					33.038	36.702	
					42.406	48.493	



# XIII OLYMPIC WINTER GAMES LAKE PLACID 1980

## LUGE MENS DOUBLES OFFICIAL RESULTS RODELN DOPPELSITZER HERREN OFFIZIELLE ERGEBNISSE LUGE DOUBLE HOMMES RESULTATS OFFICIELS

MT. VAN HOEVENBERG                      02-19-80                      15:00

### COURSE CONDITIONS

ABOVE SEA LEVEL	695 M	DIFFERENCE OF ELEVATION	59 M
LENGTH	749 M	MAXIMUM GRADIENT	30 %
NUMBER OF CURVES	11	AVERAGE GRADIENT	9.35 %

ATMOSPHERIC CONDITIONS	1ST RUN	2ND RUN
DATE	02-19-80	02-19-80
OBSERVED TIME	14:00	15:00
WEATHER	M/CLDY	M/CLDY
AIR TEMPERATURE	+1 C	+3 C
ICE TEMPERATURE	-3 C	-3 C
HUMIDITY	46 %	37 %
ATMOSPHERIC PRESSURE		
WIND DIRECTION	SW	SW
WIND VELOCITY	25 KPH	25 KPH

### JURY

RICHARD HARTMANN (FRG)

*Richard Hartmann*  
LUCJAN SWIDERSKI (POL)

*Lucjan Swiderski*  
CARL BATTAGLIA (USA)

*Carl Battaglia*  
CHAIRMAN OF THE JURY

*Richard Hartmann*

### TECHNICAL DELEGATES

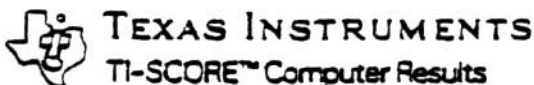
ERHARD FEUEREISS (GDR)

*Erhard Feuereiss*  
HEINZ DOERING (FRG)

*Heinz Doering*  
MILOSLAW KRIC (TCH)

*Miloslaw Kric*  
RACE DIRECTOR

*James Elamy*







# XIII OLYMPIC WINTER GAMES LAKE PLACID 1980

SPEED SKATING LADIES 1500 M OFFICIAL RESULTS  
EISSCHNELLAUF DAMEN 1500 M OFFIZIELLE ENDERGEBNIS  
PATINAGE DE VITESSE 1500 M DAMES RESULTATS OFFICIELS

LAKE PLACID, N. Y.

02-14-80

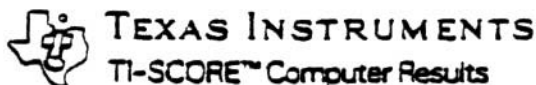
10:30

## COMPETITION

POS	NO.	NAME	NAT	PAIR NO.	IN/ OUT	— INTERMEDIATE TIMES —			FINAL TIME
1	32	BORCKINK Annie	HOL	05	O	28.58	1.01.25	1.35.29	2.10.95 OR
2	35	VISSER Ria	HOL	03	I	28.11	1.00.55	1.35.07	2.12.35 OR
3	20	BECKER Sabine	GDR	08	I	27.71	1.00.88	1.35.96	2.12.38 OR
4	99	JENSEN Bjorg Eva	NOR	04	I	28.17	1.01.18	1.35.79	2.12.59 OR
5	41	FILIPSSON Sylvia	SWE	06	O	27.87	1.01.01	1.35.98	2.12.84 OR
6	23	MITSCHERLICH Andrea	GDR	11	I	28.47	1.01.88	1.36.88	2.13.05 OR
7	52	HEIDEN Beth	USA	01	I	27.48	1.00.88	1.35.72	2.13.10 OR
8	48	PETRUSEVA Natalia	URS	03	O	27.38	1.00.52	1.36.18	2.14.15 OR
9	57	ALBRECHT Silvia	GDR	02	O	27.71	1.00.38	1.35.87	2.14.27 OR
10	1	BURKA Sylvia	CAN	01	O	27.79	1.00.45	1.35.84	2.14.65 OR
11	91	WEBSTER Brenda	CAN	10	O	28.86	1.02.38	1.37.55	2.14.73 OR
12	50	DOCTER Mary	USA	11	O	28.83	1.02.67	1.37.98	2.14.74 OR
13	51	DOCTER Sarah	USA	04	O	28.74	1.02.32	1.37.76	2.15.11 OR
14	37	KORSMO Lisbeth	NOR	07	I	28.55	1.02.90	1.39.02	2.15.63 OR
15	40	VAN DE LENDE Sijtje	HOL	08	O	28.37	1.01.84	1.37.54	2.16.05 OR
16	4	VOGT Kathy	CAN	12	I	28.34	1.02.25	1.38.23	2.16.09 OR
17	98	RYS-FERENS Erwina	POL	02	I	28.14	1.01.01	1.37.11	2.16.29 OR
18	44	BARABASH Tatiana	URS	05	I	28.26	1.02.43	1.38.19	2.16.32 OR
18	45	BRYNDZEY Vera	URS	06	I	27.14	1.01.00	1.37.29	2.16.32 OR
20	43	KARLSSON Annette	SWE	09	O	28.68	1.02.64	1.38.87	2.17.31
21	14	REPOLA Anneli	FIN	07	O	28.47	1.02.53	1.39.13	2.17.81
22	17	SMUDA Sigrid	FRG	10	I	28.37	1.02.72	1.39.90	2.18.86
23	28	YAEGASHI Yuko	JPN	09	I	28.55	1.03.31	1.40.21	2.19.41
24	26	KATO Miyoshi	JPN	16	I	28.33	1.03.26	1.40.44	2.19.80
25	29	KIM Young-Hee	KOR	15	I	29.22	1.03.78	1.41.26	2.20.23
26	31	LEE Sung Ae	KOR	12	O	28.77	1.03.44	1.41.28	2.20.67
27	8	KONG Meiyu	CHN	13	O	29.09	1.04.69	1.42.64	2.22.48
28	19	HORSEPOOL Amanda Jane	GBR	13	I	30.68	1.06.21	1.43.86	2.23.05
29	7	CHEN Shuhua	CHN	15	O	29.30	1.05.71	1.46.02	2.29.48
30	10	SHEN Guoqin	CHN	14	I	29.35	1.05.12	1.44.51	2.41.99

### DISQUALIFIED

18 FERRAN Kim Ruth GBR 14 O





# XIII OLYMPIC WINTER GAMES LAKE PLACID 1980

SPEED SKATING LADIES 1500 M OFFICIAL RESULTS  
EISSCHNELLAUF DAMEN 1500 M OFFIZIELLE ENDERGEBNIS  
PATINAGE DE VITESSE 1500 M DAMES RESULTATS OFFICIELS

LAKE PLACID, N. Y.

02-14-80

10:30

## COURSE CONDITIONS

ABOVE SEA-LEVEL

## ATMOSPHERIC CONDITIONS

### BEGIN

### END

OBSERVED TIME

10:35

11:55

WEATHER

LT. SNOW

LT. SNOW

AIR TEMPERATURE

-6 C

-5 C

ICE TEMPERATURE

-4.1 C

-4.1 C

ICE THICKNESS

HUMIDITY

92 %

93 %

WIND DIRECTION

N NW

SW

WIND VELOCITY

8 KPH

10 KPH

ATMOSPHERIC PRESSURE

954 MB

953 MB

## REFEREE

GENE SANDVIG (USA)



TEXAS INSTRUMENTS  
TI-SCORE™ Computer Results

XEROX





# XIII OLYMPIC WINTER GAMES LAKE PLACID 1980

SPEED SKATING MENS 500 M OFFICIAL RESULTS  
EISSCHNELLAUF HERREN 500 M OFFIZIELLE ENDERGEBNIS  
PATINAGE DE VITESSE 500 M HOMMES RESULTATS OFFICIELS

LAKE PLACID, N. Y.

02-15-80

12:00

## COMPETITION

POS	NO.	NAME	NAT	PAIR NO.	IN/ OUT	— INTERMEDIATE TIMES —	FINAL TIME
1	71	HEIDEN Eric	USA	01	O	10.13	38.03 OR
2	64	KULIKOV Evgeni	URS	01	I	10.08	38.37 OR
3	43	DE BOER Lieuwe	HOL	05	O	10.18	38.48 OR
4	49	ROENNING Frode	NOR	02	O	10.32	38.66 OR
5	73	IMMERFALL Daniel	USA	06	I	10.30	38.69 OR
6	47	PEDERSEN Jarle	NOR	05	I	10.25	38.83 OR
7	67	MEDENNIKOV Anatoli	URS	02	I	10.27	38.88 OR
8	2	BOUCHER Gaetan	CAN	03	O	10.23	38.90 OR
9	54	JOZWIK Jan	POL	19	I	10.27	39.01 OR
10	55	CARLBERG Jan-Ake	SWE	07	I	10.35	39.03 OR
11	23	DORING Steffen	GDR	08	O	10.39	39.06 OR
12	58	GRANATH Oloph	SWE	03	I	10.32	39.15 OR
13	22	DIETEL Andreas	GDR	16	I	10.59	39.21
14	32	FUKUDA Kaoru	JPN	06	O	10.21	39.24
15	63	KHLEBNIKOV Sergei	URS	17	O	10.35	39.25
16	39	DE JONG Bert	HOL	04	I	10.57	39.30
16	45	ENGELSTAD Kai Arne	NOR	09	O	10.48	39.30
18	13	SALMELA Jukka	FIN	18	I	10.42	39.32
19	37	LEE Young Ha	KOR	14	O	10.31	39.33
20	33	ICHIMURA Kazuaki	JPN	10	O	10.41	39.44
21	14	MICHON Emmanuel	FRA	10	I	10.50	39.47
22	11	NIITTYLA Pertti	FIN	15	I	10.59	39.54
23	9	WANG Nianchun	CHN	14	I	10.37	39.73
24	70	CHAPIN James	USA	04	O	10.44	39.74
25	12	PUOLAKKA Esa	FIN	13	O	10.30	39.76
26	3	THIBAUT Jacques	CAN	09	I	10.48	40.11
27	83	COROS Vasile	ROM	15	O	10.61	40.30
28	42	VAN DER DUIM Hilbert	HOL	07	O	10.54	40.42
28	30	PAGANIN Giovanni	ITA	11	I	10.80	40.42
30	85	JENEI Dessoszilard	ROM	13	I	10.81	40.84
31	10	ZHAO Weichang	CHN	11	O	11.01	41.18
32	80	RICHMOND Michael	AUS	12	O	10.82	41.22
33	8	SU He	CHN	16	O	10.77	41.26
34	82	TSEND DO Dorg	MGL	17	I	10.75	41.68
35	81	NYAMDAVAA Tumvrbaatar	MGL	18	O	11.05	42.41
36	57	GRANATH Johan	SWE	08	I	10.39	1.21.44



# XIII OLYMPIC WINTER GAMES LAKE PLACID 1980

SPEED SKATING MENS 500 M OFFICIAL RESULTS  
EISSCHNELLAUF HERREN 500 M OFFIZIELLE ENDERGEBNIS  
PATINAGE DE VITESSE 500 M HOMMES RESULTATS OFFICIELS

LAKE PLACID, N. Y.

02-15-80

12:00

## COMPETITION

POS	NO.	NAME	NAT	PAIR NO.	IN/ OUT	— INTERMEDIATE TIMES —	FINAL TIME
-----	-----	------	-----	-------------	------------	------------------------	---------------

### DISQUALIFIED

20	MARSHALL	Archiebald	GBR	12	I		
----	----------	------------	-----	----	---	--	--



# XIII OLYMPIC WINTER GAMES LAKE PLACID 1980

SPEED SKATING MENS 500 M OFFICIAL RESULTS  
EISSCHNELLAUF HERREN 500 M OFFIZIELLE ENDERGEBNIS  
PATINAGE DE VITESSE 500 M HOMMES RESULTATS OFFICIELS

LAKE PLACID, N. Y.

02-15-80

12:00

## COURSE CONDITIONS

ABOVE SEA-LEVEL

## ATMOSPHERIC CONDITIONS

### BEGIN

### END

OBSERVED TIME	11:53	12:45
WEATHER	SUNNY	SUNNY
AIR TEMPERATURE	-8 C	-6 C
ICE TEMPERATURE	-11 C	-11 C
ICE THICKNESS		
HUMIDITY	67 %	64 %
WIND DIRECTION	VARIABLE	SW
WIND VELOCITY	5 KPH	8 KPH
ATMOSPHERIC PRESSURE	955 MB	954 MB

## REFEREE

G. PEDERSEN (SWE)





# XIII OLYMPIC WINTER GAMES LAKE PLACID 1980

SPEED SKATING LADIES 500 M OFFICIAL RESULTS  
EISSCHNELLAUF DAMEN 500 M OFFIZIELLE ENDERGEBNIS  
PATINAGE DE VITESSE 500 M DAMES RESULTATS OFFICIELS

LAKE PLACID, N. Y.

02-15-80

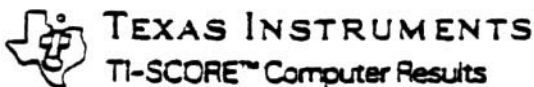
10:30

## COMPETITION

POS	NO.	NAME	NAT	PAIR NO.	IN/OUT	— INTERMEDIATE TIMES —	FINAL TIME	
1	21	ENKE Karin	GDR	02	O	11.20	41.78	OR
2	54	MUELLER Leah	USA	04	I	11.51	42.26	OR
3	48	PETRUSEVA Natalia	URS	03	O	11.19	42.42	OR
4	42	JARNSTROM Ann-Sofie	SWE	01	I	11.33	42.47	OR
5	27	NAGAYA Makiko	JPN	01	O	11.16	42.70	OR
6	22	JACOB Cornelia	GDR	04	O	11.15	42.98	
7	52	HEIDEN Beth	USA	03	I	11.23	43.18	
8	49	TARASOVA Tatiana	URS	09	O	11.31	43.26	
9	1	BURKA Sylvia	CAN	10	I	11.48	43.43	
10	46	KOVROVA Irina	URS	05	I	11.55	43.50	
11	98	RYS-FERENS Erwina	POL	11	I	11.38	43.52	
12	97	ROTHENBURGER Christa	GDR	05	O	11.16	43.60	
13	40	BRUNNER Silvia	SUI	10	O	11.49	43.72	
14	30	LEE Nam-Soon	KOR	16	I	11.68	43.85	
15	33	VALENTIJN Haitske	HOL	08	I	11.49	44.02	
16	41	FILIPSSON Sylvia	SWE	14	I	11.87	44.05	
17	17	SMUDA Sigrid	FRG	11	O	11.49	44.11	
18	4	VOGT Kathy	CAN	06	I	11.84	44.15	
19	2	DAIGLE Sylvie	CAN	08	O	11.46	44.16	
20	14	REPOLA Anneli	FIN	12	O	11.94	44.33	
21	6	CAO Guifeng	CHN	13	I	11.61	44.43	
22	32	BORCKINK Annie	HOL	13	O	12.07	44.47	
23	51	DOCTER Sarah	USA	02	I	11.77	44.48	
24	43	KARLSSON Annette	SWE	06	O	11.73	44.52	
25	16	HOLZNER Monika	FRG	09	I	11.83	44.59	
26	34	VAN DE LENDE Sijtje	HOL	14	O	11.98	44.74	
27	10	SHEN Guoqin	CHN	12	I	11.67	45.03	
28	15	FLIERL Brigitte	FRG	07	O	12.00	45.28	
29	12	WANG Limei	CHN	15	I	11.88	45.57	
30	18	FERRAN Kim Ruth	GBR	15	O	12.43	47.25	

DID NOT FINISH

25 PERETTI Marzia ITA 07 I





# XIII OLYMPIC WINTER GAMES LAKE PLACID 1980

SPEED SKATING LADIES 500 M OFFICIAL RESULTS  
EISSCHNELLAUF DAMEN 500 M OFFIZIELLE ENDERGEBNIS  
PATINAGE DE VITESSE 500 M DAMES RESULTATS OFFICIELS

LAKE PLACID, N. Y.

02-15-80

10:30

## COURSE CONDITIONS

ABOVE SEA-LEVEL

## ATMOSPHERIC CONDITIONS

### BEGIN

### END

OBSERVED TIME	10:35	11:15
WEATHER	PT.CLOUDY	SUNNY
AIR TEMPERATURE	-9 C	-7 C
ICE TEMPERATURE	-12 C	-11 C
ICE THICKNESS		
HUMIDITY	81 %	68 %
WIND DIRECTION	WEST	WEST
WIND VELOCITY	13 KPH	8 KPH
ATMOSPHERIC PRESSURE	955 MB	955 MB

## REFEREE

GENE SANDVIG (USA)





# XIII OLYMPIC WINTER GAMES LAKE PLACID 1980

SPEED SKATING MENS 5000 M OFFICIAL RESULTS  
EISSCHNELLAUF HERREN 5000 M OFFIZIELLE ENDERGEBNIS  
PATINAGE DE VITESSE 5000 M HOMMES RESULTATS OFFICIELS

LAKE PLACID, N. Y.

02-16-80

10:30

## COMPETITION

POS	NO.	NAME	NAT	PAIR NO.	IN / OUT	INTERMEDIATE TIMES			FINAL TIME
1	71	HEIDEN Eric	USA	02	I	0.19.54 1.58.82 3.38.00 5.19.10	0.52.08 2.31.95 4.11.45 5.53.02	1.25.25 3.05.06 4.45.40 6.27.61	7.02.29 OR
2	50	STENSHJEMMET Kai Arne	NOR	04	I	0.19.42 1.57.03 3.37.67 5.18.86	0.51.60 2.30.44 4.11.07 5.53.03	1.24.02 3.03.96 4.44.81 6.27.92	7.03.28 OR
3	46	OXHOLM Tom Erik	NOR	01	I	0.19.21 1.54.35 3.35.96 5.19.19	0.49.65 2.28.12 4.10.13 5.54.21	1.21.62 3.01.92 4.44.60 6.29.72	7.05.59 OR
4	42	VAN DER DUIM Hilbert	HOL	02	O	0.19.86 2.00.09 3.41.93 5.24.07	0.52.22 2.34.11 4.16.01 5.58.31	1.25.87 3.08.14 4.50.03 6.33.17	7.07.97 OR
5	52	TVETER Oeyvind	NOR	03	I	0.20.14 1.58.05 3.37.25 5.21.40	0.52.62 2.31.06 4.11.27 5.56.93	1.25.31 3.04.15 4.46.22 6.32.51	7.08.36 OR
6	40	KLEINE Piet	HOL	06	O	0.20.45 2.00.11 3.41.27 5.24.21	0.53.06 2.33.77 4.15.52 5.58.91	1.26.44 3.07.36 4.49.79 6.34.00	7.08.96 OR
7	79	WOODS Michael	USA	03	O	0.20.08 1.57.63 3.38.20 5.22.38	0.51.99 2.30.78 4.12.78 5.57.32	1.24.78 3.04.32 4.47.55 6.33.05	7.10.39 OR



# XIII OLYMPIC WINTER GAMES LAKE PLACID 1980

SPEED SKATING MENS 5000 M OFFICIAL RESULTS  
EISSCHNELLAUF HERREN 5000 M OFFIZIELLE ENDERGEBNIS  
PATINAGE DE VITESSE 5000 M HOMMES RESULTATS OFFICIELS

LAKE PLACID, N. Y.

02-16-80

10:30

## COMPETITION

POS	NO.	NAME	NAT	PAIR NO.	IN / OUT	INTERMEDIATE TIMES			FINAL TIME
8	56	EKSTRAND Ulf	SWE	08	I	0.20.08 2.00.27 3.43.52 5.27.16	0.53.08 2.34.38 4.18.53 6.01.80	1.26.36 3.08.82 4.53.11 6.37.21	7.13.13 OR
9	41	KRAMER Yep	HOL	05	O	0.20.24 2.00.63 3.43.12 5.28.05	0.52.98 2.35.11 4.17.82 6.03.39	1.26.60 3.08.98 4.52.80 6.38.48	7.14.09 OR
10	24	EHRIG Andreas	GDR	10	I	0.19.53 1.57.49 3.39.30 5.24.37	0.51.37 2.31.03 4.13.64 6.00.53	1.24.13 3.05.01 4.48.71 6.37.34	7.14.56 OR
11	96	LESKIN Viktor	URS	04	O	0.19.83 1.58.21 3.40.66 5.26.75	0.51.94 2.31.59 4.15.88 6.02.85	1.24.97 3.05.99 4.51.12 6.39.38	7.16.24 OR
12	59	GUSTAFSON Tomas	SWE	01	O	0.19.46 1.58.01 3.40.91 5.26.64	0.51.29 2.32.26 4.15.29 6.02.86	1.24.12 3.06.41 4.50.82 6.39.79	7.16.85 OR
13	68	OGLOBLIN Dmitri	URS	09	I	0.20.41 1.59.35 3.42.25 5.28.19	0.52.48 2.33.49 4.17.31 6.04.36	1.25.29 3.07.49 4.52.73 6.40.58	7.16.92 OR
14	60	JUNELL Jan	SWE	10	O	0.19.77 1.58.70 3.42.53 5.29.46	0.51.81 2.32.96 4.17.96 6.05.40	1.24.96 3.07.66 4.53.51 6.42.10	7.19.50 OR



# XIII OLYMPIC WINTER GAMES LAKE PLACID 1980

SPEED SKATING MENS 5000 M OFFICIAL RESULTS  
EISSCHNELLAUF HERREN 5000 M OFFIZIELLE ENDERGEBNIS  
PATINAGE DE VITESSE 5000 M HOMMES RESULTATS OFFICIELS

LAKE PLACID, N. Y.

02-16-80

10:30

## COMPETITION

POS	NO.	NAME	NAT	PAIR NO.	IN / OUT	INTERMEDIATE TIMES			FINAL TIME
15	62	BEREZIN Sergei	URS	08	O	0.20.28 2.01.22 3.45.89 5.32.44	0.53.59 2.35.89 4.21.50 6.08.15	1.27.18 3.10.64 4.56.89 6.44.18	7.19.93 OR
16	35	SHIMIZU Yasuhiro	JPN	14	I	0.20.39 2.00.43 3.43.48 5.30.97	0.52.96 2.34.65 4.18.81 6.07.54	1.26.40 3.08.71 4.54.95 6.44.30	7.21.50 OR
17	11	NIITTYLA Pertti	FIN	12	I	0.20.66 2.02.60 3.47.59 5.34.63	0.54.25 2.37.64 4.23.27 6.10.38	1.28.24 3.12.16 4.59.10 6.46.00	7.21.51 OR
18	74	KRESSLER Craig	USA	07	I	0.20.03 1.58.86 3.42.69 5.32.61	0.52.16 2.32.78 4.18.41 6.10.52	1.24.94 3.07.10 4.55.28 6.48.58	7.25.43
19	1	COATES Colin	AUS	07	O	0.20.36 2.00.40 3.45.30 5.35.34	0.52.66 2.35.16 4.21.48 6.12.41	1.26.16 3.09.78 4.58.14 6.49.67	7.27.25
20	4	WEBSTER Craig	CAN	09	O	0.20.74 2.03.13 3.48.83 5.37.04	0.53.98 2.38.01 4.24.56 6.14.02	1.28.29 3.13.07 5.00.72 6.51.27	7.28.94
21	36	YAMAMOTO Masahiko	JPN	05	I	0.20.66 2.02.54 3.47.66 5.38.75	0.54.25 2.37.45 4.24.09 6.16.60	1.28.10 3.12.25 5.01.24 6.54.46	7.33.02





# XIII OLYMPIC WINTER GAMES LAKE PLACID 1980

SPEED SKATING MENS 5000 M OFFICIAL RESULTS  
EISSCHNELLAUF HERREN 5000 M OFFIZIELLE ENDERGEBNIS  
PATINAGE DE VITESSE 5000 M HOMMES RESULTATS OFFICIELS

LAKE PLACID, N. Y.

02-16-80

10:30

## COMPETITION

POS	NO.	NAME	NAT	PAIR NO.	IN / OUT	INTERMEDIATE TIMES			FINAL TIME
22	84	ERDELYI Andrei	ROM	11	O	0.21.21 2.04.37 3.50.13 5.40.16	0.55.30 2.38.95 4.26.07 6.17.57	1.29.89 3.14.40 5.03.07 6.55.66	7.34.41
23	27	MARCHETTO Maurizio	ITA	14	O	0.20.88 2.02.83 3.49.97 5.40.71	0.53.73 2.38.44 4.26.57 6.18.68	1.27.94 3.14.16 5.03.28 6.57.03	7.35.50
24	38	RA Yoon Soo	KOR	11	I	0.19.95 2.02.45 3.52.62 5.45.23	0.52.72 2.38.63 4.30.03 6.23.48	1.27.04 3.15.35 5.07.59 7.01.97	7.39.62
25	34	KAWAHARA Masayuki	JPN	06	I	0.20.15 2.01.53 3.51.66 5.46.33	0.53.03 2.37.50 4.29.94 6.25.02	1.26.49 3.14.17 5.08.23 7.03.55	7.42.18
26	19	LUKE Alan Francis	GBR	12	O	0.21.27 2.07.84 3.59.35 5.54.01	0.56.12 2.44.59 4.37.47 6.33.53	1.31.50 3.21.83 5.15.43 7.13.15	7.52.65
27	18	FRENCH John	GBR	15	I	0.21.59 2.09.97 4.02.65 5.59.36	0.57.01 2.47.06 4.41.11 6.39.40	1.33.10 3.24.29 5.20.49 7.19.49	7.59.62
28	21	SANDYS Geoffry	GBR	13	I	0.21.26 2.09.25 4.03.76 6.01.05	0.56.12 2.46.92 4.42.43 6.41.26	1.32.06 3.25.05 5.21.73 7.21.29	8.01.09



# XIII OLYMPIC WINTER GAMES LAKE PLACID 1980

SPEED SKATING MENS 5000 M OFFICIAL RESULTS  
EISSCHNELLAUF HERREN 5000 M OFFIZIELLE ENDERGEBNIS  
PATINAGE DE VITESSE 5000 M HOMMES RESULTATS OFFICIELS

LAKE PLACID, N. Y.

02-16-80

10:30

## COMPETITION

POS	NO.	NAME	NAT	PAIR NO.	IN / OUT	INTERMEDIATE TIMES			FINAL TIME
29	81	NYAMDAVAA Tumvrbaatar	MGL	13	O	0.21.22	0.57.31	1.34.94	
						2.13.01	2.51.18	3.29.24	
						4.07.73	4.46.20	5.25.93	
						6.05.99	6.45.80	7.26.78	8.07.68



# XIII OLYMPIC WINTER GAMES LAKE PLACID 1980

SPEED SKATING MENS 5000 M OFFICIAL RESULTS  
EISSCHNELLAUF HERREN 5000 M OFFIZIELLE ENDERGEBNIS  
PATINAGE DE VITESSE 5000 M HOMMES RESULTATS OFFICIELS

LAKE PLACID, N. Y.

02-16-80

10:30

## COURSE CONDITIONS

ABOVE SEA-LEVEL

## ATMOSPHERIC CONDITIONS

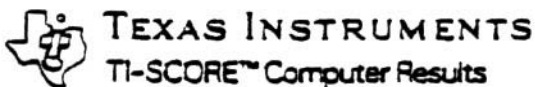
### BEGIN

### END

OBSERVED TIME	10:36	13:14
WEATHER	LT. SNOW	LT. SNOW
AIR TEMPERATURE	-11 C	-8 C
ICE TEMPERATURE	-14 C	-13 C
ICE THICKNESS		
HUMIDITY	92 %	72 %
WIND DIRECTION	ENE	ENE
WIND VELOCITY	18 KPH	10 KPH
ATMOSPHERIC PRESSURE	938 MB	936 MB

## REFEREE

GEORG PETTERSSON (SWE)





# XIII OLYMPIC WINTER GAMES LAKE PLACID 1980

SPEED SKATING LADIES 1000 M OFFICIAL RESULTS  
EISSCHNELLAUF DAMEN 1000 M OFFIZIELLE ENDERGEBNIS  
PATINAGE DE VITESSE 1000 M DAMES RESULTATS OFFICIELS

LAKE PLACID, N. Y.

02-17-80

10:30

## COMPETITION

POS	NO.	NAME	NAT	PAIR NO.	IN/OUT	— INTERMEDIATE TIMES —	FINAL TIME	
1	48	PETRUSEVA Natalia	URS	02	I	19.08	50.74	1.24.10 OR
2	54	MUELLER Leah	USA	02	O	19.05	51.03	1.25.41 OR
3	57	ALBRECHT Silvia	GDR	03	O	19.67	51.52	1.26.46 OR
4	21	ENKE Karin	GDR	06	O	19.46	51.76	1.26.66 OR
5	52	HEIDEN Beth	USA	06	I	19.32	52.18	1.27.01 OR
6	32	BORCKINK Annie	HOL	17	O	20.31	52.84	1.27.24 OR
7	1	BURKA Sylvia	CAN	04	I	20.11	52.80	1.27.50 OR
8	42	JARNSTROM Ann-Sofie	SWE	05	O	19.49	52.04	1.28.10 OR
9	41	FILIPSSON Sylvia	SWE	01	I	20.16	53.41	1.28.18 OR
10	43	KARLSSON Annette	SWE	15	O	19.99	52.76	1.28.25 OR
11	47	LALENKOVA Valentina	URS	07	O	19.90	52.69	1.28.27 OR
12	99	JENSEN Bjoerg Eva	NOR	07	I	20.25	53.36	1.28.55
13	34	VAN DE LENDE Sijtje	HOL	15	I	20.67	53.90	1.28.72
14	51	DOCTER Sarah	USA	05	I	20.15	53.14	1.28.80
14	33	VALENTIJN Haitske	HOL	10	O	19.76	52.44	1.28.80
16	98	RYS-FERENS Erwina	POL	16	I	20.15	52.96	1.28.82
17	26	KATO Miyoshi	JPN	10	I	20.48	53.65	1.28.97
18	97	ROTHENBURGER Christa	GDR	04	O	19.62	53.27	1.29.69
19	91	WEBSTER Brenda	CAN	09	O	20.34	54.69	1.29.84
20	46	KOVROVA Irina	URS	01	O	20.03	53.37	1.29.94
21	16	HOLZNER Monika	FRG	08	I	19.92	53.44	1.30.13
22	27	NAGAYA Makiko	JPN	03	I	19.93	53.05	1.30.27
23	17	SMUDA Sigrid	FRG	12	I	20.27	53.51	1.30.29
24	4	VOGT Kathy	CAN	08	O	19.84	53.77	1.30.33
25	28	YAEGASHI Yuko	JPN	09	I	20.58	54.71	1.30.72
26	30	LEE Nam-Soon	KOR	14	I	20.11	54.50	1.31.30
27	6	CAO Guifeng	CHN	18	I	19.94	54.14	1.31.74
28	14	REPOLA Anneli	FIN	14	O	20.91	55.76	1.31.76
29	40	BRUNNER Silvia	SUI	11	I	20.16	54.14	1.31.79
30	31	LEE Sung Ae	KOR	12	O	20.51	54.24	1.32.04
31	13	ZHANG Li	CHN	19	I	19.92	54.44	1.32.20
32	11	SHEN Zhenshu	CHN	17	I	20.40	54.41	1.32.49
33	15	FLIERL Brigitte	FRG	13	I	20.71	55.31	1.33.61
34	29	KIM Young-Hee	KOR	16	O	21.74	57.08	1.34.17
35	18	FERRAN Kim Ruth	GBR	18	O	20.80	55.80	1.34.19
36	25	PERETTI Marzia	ITA	11	O	20.58	56.55	1.35.66



# XIII OLYMPIC WINTER GAMES LAKE PLACID 1980

SPEED SKATING LADIES 1000 M OFFICIAL RESULTS  
EISSCHNELLAUF DAMEN 1000 M OFFIZIELLE ENDERGEBNIS  
PATINAGE DE VITESSE 1000 M DAMES RESULTATS OFFICIELS

LAKE PLACID, N. Y.

02-17-80

10:30

## COMPETITION

POS	NO.	NAME	NAT	PAIR NO.	IN/OUT	— INTERMEDIATE TIMES —	FINAL TIME
37	19	HORSEPOOL Amannda Jane	GBR	13	O	22.02 57.74	1.36.31



# XIII OLYMPIC WINTER GAMES LAKE PLACID 1980

SPEED SKATING LADIES 1000 M OFFICIAL RESULTS  
EISSCHNELLAUF DAMEN 1000 M OFFIZIELLE ENDERGEBNIS  
PATINAGE DE VITESSE 1000 M DAMES RESULTATS OFFICIELS

LAKE PLACID, N. Y.

02-17-80

10:30

## COURSE CONDITIONS

ABOVE SEA-LEVEL

## ATMOSPHERIC CONDITIONS

### BEGIN

### END

OBSERVED TIME

10:31

11:46

WEATHER

PT.CLOUDY

PT.CLOUDY

AIR TEMPERATURE

-16 C

-14 C

ICE TEMPERATURE

-14 C

-14 C

ICE THICKNESS

HUMIDITY

84 %

70 %

WIND DIRECTION

NW

NNW

WIND VELOCITY

8-16 KPH

10-18 KPH

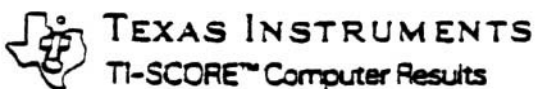
ATMOSPHERIC PRESSURE

942 MB

942 MB

## REFEREE

GENE SANDVIG (USA)





# XIII OLYMPIC WINTER GAMES LAKE PLACID 1980

## SPEED SKATING MENS 1000 M OFFICIAL RESULTS EISSCHNELLAUF HERREN 1000 M OFFIZIELLE ENDERGEBNIS PATINAGE DE VITESSE 1000 M HOMMES RESULTATS OFFICIELS

LAKE PLACID, N. Y.

02-19-80

10:30

### COMPETITION

POS	NO.	NAME	NAT	PAIR NO.	IN/OUT	— INTERMEDIATE TIMES —	FINAL TIME	
1	71	HEIDEN Eric	USA	01	I	17.30	45.49	1.15.18 OR
2	2	BOUCHER Gaetan	CAN	01	O	17.33	45.69	1.16.68 OR
3	49	ROENNING Frode	NOR	03	I	17.62	46.00	1.16.91 OR
3	66	LOBANOV Vladimir	URS	04	I	17.64	46.16	1.16.91 OR
5	75	MUELLER Peter	USA	05	O	17.56	45.88	1.17.11 OR
6	39	DE JONG Bert	HOL	04	O	17.92	46.92	1.17.29 OR
7	22	DIETEL Andreas	GDR	18	O	18.01	46.57	1.17.71 OR
8	58	GRANATH Oloph	SWE	10	O	17.57	46.12	1.17.74 OR
9	63	KHLEBNIKOV Sergei	URS	05	I	17.63	46.37	1.17.96 OR
10	43	DE BOER Lieuwe	HOL	03	O	17.44	45.97	1.17.97 OR
11	74	KRESSLER Craig	USA	06	I	17.80	46.90	1.18.37 OR
12	44	ANDERSEN Terje	NOR	07	I	17.94	47.44	1.18.52 OR
13	54	JOZWIK Jan	POL	15	O	17.64	47.24	1.18.83 OR
14	11	NIITTYLA Pertti	FIN	20	O	18.23	47.39	1.18.85 OR
15	67	MEDENNIKOV Anatoli	URS	19	I	17.58	46.88	1.18.92 OR
16	55	CARLBERG Jan-Ake	SWE	02	I	17.82	47.32	1.19.13 OR
17	51	STORHOLT Jan Egil	NOR	02	O	18.24	47.22	1.19.34
18	14	MICHON Emmanuel	FRA	09	O	17.38	46.97	1.19.43
19	32	FUKUDA Kaoru	JPN	15	I	17.68	47.36	1.19.66
20	3	THIBAUT Jacques	CAN	06	O	17.31	46.86	1.19.79
21	42	VAN DER DUIM Hilbert	HOL	08	I	18.03	48.20	1.19.89
22	37	LEE Young Ha	KOR	17	I	17.86	48.21	1.20.04
23	34	KAWAHARA Masayuki	JPN	11	O	18.38	49.14	1.20.88
24	10	ZHAO Weichang	CHN	14	I	18.97	48.73	1.20.97
25	33	ICHIMURA Kazuaki	JPN	08	O	17.54	47.99	1.21.05
26	23	DORING Steffen	GDR	07	O	17.81	47.63	1.21.19
27	4	WEBSTER Craig	CAN	14	O	18.54	48.90	1.21.47
28	30	PAGANIN Giovanni	ITA	10	I	18.24	48.22	1.21.50
29	1	COATES Colin	AUS	16	I	19.10	49.96	1.21.68
30	13	SALMELA Jukka	FIN	21	I	18.40	48.22	1.21.78
31	83	COROS Vasile	ROM	18	I	18.17	48.27	1.21.89
32	7	LI Huchun	CHN	17	O	18.56	48.78	1.22.10
33	85	JENEI Dessoszilard	ROM	13	O	18.65	49.35	1.22.66
34	80	RICHMOND Michael	AUS	20	I	18.50	49.17	1.23.30
35	12	PUOLAKKA Esa	FIN	12	I	18.54	49.45	1.23.54
36	9	WANG Nianchun	CHN	12	O	18.62	49.93	1.24.20



# XIII OLYMPIC WINTER GAMES LAKE PLACID 1980

SPEED SKATING MENS 1000 M OFFICIAL RESULTS  
EISSCHNELLAUF HERREN 1000 M OFFIZIELLE ENDERGEBNIS  
PATINAGE DE VITESSE 1000 M HOMMES RESULTATS OFFICIELS

LAKE PLACID, N. Y.

02-19-80

10:30

## COMPETITION

POS	NO.	NAME	NAT	PAIR NO.	IN/OUT	— INTERMEDIATE TIMES —		FINAL TIME
37	81	NYAMDAVAA Tumvrbaatar	MGL	16	O	19.00	50.73	1.24.84
38	82	TSEND DO Dorg	MGL	19	O	18.47	50.43	1.27.00
39	16	SCHWARZ Herbert	FRG	09	I	18.07	1.10.48	1.44.23
40	20	MARSHALL Archiebald	GBR	13	I	18.38	1.13.14	2.00.93

## DID NOT FINISH

57	GRANATH Johan	SWE	11	I
----	---------------	-----	----	---





# XIII OLYMPIC WINTER GAMES LAKE PLACID 1980

SPEED SKATING MENS 1000 M OFFICIAL RESULTS  
EISSCHNELLAUF HERREN 1000 M OFFIZIELLE ENDERGEBNIS  
PATINAGE DE VITESSE 1000 M HOMMES RESULTATS OFFICIELS

LAKE PLACID, N.Y.

02-19-80

10:30

## COURSE CONDITIONS

ABOVE SEA-LEVEL

## ATMOSPHERIC CONDITIONS

BEGIN

END

OBSERVED TIME	10:35	12:00
WEATHER	CLOUDY	PT.CLOUDY
AIR TEMPERATURE	0 C	2 C
ICE TEMPERATURE	-15 C	-15 C
ICE THICKNESS		
HUMIDITY	46 %	46 %
WIND DIRECTION	WSW	WSW
WIND VELOCITY	15-25 KPH	20-35 KPH
ATMOSPHERIC PRESSURE	952 MB	953 MB

## REFEREE

G. PETTERSSON (SWE)



# XIII OLYMPIC WINTER GAMES LAKE PLACID 1980

SPEED SKATING LADIES 3000 M OFFICIAL RESULTS  
EISSCHNELLAUF DAMEN 3000 M OFFIZIELLE ENDERGEBNIS  
PATINAGE DE VITESSE 3000 M DAMES RESULTATS OFFICIELS

LAKE PLACID, N.Y.

02-20-80

10:30

## COMPETITION

POS NO.	NAME	NAT	PAIR NO.	IN/OUT	INTERMEDIATE TIMES			FINAL TIME
1	99 JENSEN Bjoerg Eva	NOR	01	O	0.20.53 2.04.31 3.54.33	0.53.58 2.40.56	1.28.50 3.17.20	4.32.13 OR
2	20 BECKER Sabine	GDR	02	O	0.20.75 2.05.54 3.55.89	0.54.32 2.42.03	1.29.48 3.18.79	4.32.79 OR
3	52 HEIDEN Beth	USA	01	I	0.20.31 2.04.59 3.54.76	0.54.17 2.40.75	1.28.94 3.17.37	4.33.77 OR
4	23 MITSCHERLICH Andrea	GDR	11	I	0.20.93 2.06.89 3.59.29	0.55.20 2.43.73	1.30.65 3.21.17	4.37.69 OR
5	98 RYS-FERENS Erwina	POL	03	O	0.20.90 2.05.22 3.58.18	0.54.42 2.41.85	1.29.77 3.19.56	4.37.89 OR
6	50 DOCTER Mary	USA	04	I	0.21.71 2.09.64 4.01.17	0.57.17 2.46.32	1.33.26 3.23.62	4.39.29 OR
7	41 FILIPSSON Sylvia	SWE	04	O	0.21.22 2.08.13 4.01.45	0.55.68 2.45.64	1.31.41 3.23.15	4.40.22 OR
8	48 PETRUSEVA Natalia	URS	06	O	0.21.07 2.10.03 4.04.40	0.56.05 2.47.89	1.32.68 3.26.35	4.42.59 OR



# XIII OLYMPIC WINTER GAMES LAKE PLACID 1980

SPEED SKATING LADIES 3000 M OFFICIAL RESULTS  
 EISSCHNELLAUF DAMEN 3000 M OFFIZIELLE ENDERGEBNIS  
 PATINAGE DE VITESSE 3000 M DAMES RESULTATS OFFICIELS

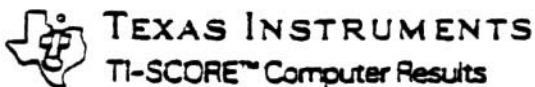
LAKE PLACID, N.Y.

02-20-80

10:30

## COMPETITION

POS NO.	NAME	NAT	PAIR NO.	IN/OUT	INTERMEDIATE TIMES			FINAL TIME
9	92 PLESHKOVA Olga	URS	02	I	0.21.09 2.08.37 4.03.38	0.55.88 2.45.96	1.31.64 3.24.20	4.43.11 OR
10	51 DOCTER Sarah	USA	08	I	0.21.08 2.08.57 4.03.53	0.55.58 2.45.99	1.31.77 3.24.30	4.43.30 OR
11	91 WEBSTER Brenda	CAN	03	I	0.21.34 2.08.79 4.04.14	0.55.97 2.46.67	1.31.75 3.25.05	4.43.67 OR
12	1 BURKA Sylvia	CAN	09	O	0.21.58 2.09.50 4.04.87	0.56.37 2.47.07	1.32.45 3.25.54	4.44.22 OR
13	32 BORCKINK Annie	HOL	06	I	0.21.33 2.10.58 4.07.97	0.55.97 2.49.26	1.32.48 3.28.27	4.47.35
14	57 ALBRECHT Silvia	GDR	10	I	0.20.89 2.09.11 4.07.01	0.55.37 2.47.41	1.31.78 3.26.60	4.47.76
15	14 REPOLA Anneli	FIN	11	O	0.21.64 2.12.51 4.10.28	0.57.11 2.51.51	1.34.06 3.30.92	4.50.51
16	34 VAN DE LENDE Sijtje	HOL	08	O	0.22.23 2.11.13 4.10.28	0.57.47 2.49.72	1.33.41 3.29.69	4.51.53





# XIII OLYMPIC WINTER GAMES LAKE PLACID 1980

SPEED SKATING LADIES 3000 M OFFICIAL RESULTS  
EISSCHNELLAUF DAMEN 3000 M OFFIZIELLE ENDERGEBNIS  
PATINAGE DE VITESSE 3000 M DAMES RESULTATS OFFICIELS

LAKE PLACID, N.Y.

02-20-80

10:30

## COMPETITION

POS NO.	NAME	NAT	PAIR NO.	IN/OUT	INTERMEDIATE TIMES			FINAL TIME
17 47	LALENKOVA Valentina	URS	05	O	0.21.67 2.09.62 4.09.14	0.56.66 2.47.97	1.32.50 3.27.88	4.51.72
18 43	KARLSSON Annette	SWE	07	O	0.21.90 2.13.50 4.11.72	0.58.04 2.52.03	1.35.68 3.31.57	4.52.70
19 17	SMUDA Sigrid	FRG	09	I	0.21.35 2.13.00 4.12.44	0.57.28 2.52.07	1.34.59 3.31.77	4.53.55
20 37	KORSMO Lisbeth	NOR	10	O	0.21.77 2.13.25 4.13.78	0.57.42 2.52.87	1.34.85 3.32.96	4.54.95
21 26	KATO Miyoshi	JPN	07	I	0.21.90 2.14.16 4.16.16	0.58.15 2.53.70	1.35.67 3.34.26	4.57.39
22 29	KIM Young-Hee	KOR	13	O	0.21.60 2.13.56 4.17.52	0.56.45 2.54.38	1.33.86 3.36.41	4.58.41
23 3	DURNIN Patricia	CAN	14	I	0.21.14 2.14.49 4.17.49	0.57.44 2.54.64	1.35.05 3.35.92	4.58.42
24 31	LEE Sung Ae	KOR	12	O	0.21.51 2.12.52 4.16.98	0.56.70 2.52.81	1.33.83 3.34.51	4.58.77



# XIII OLYMPIC WINTER GAMES LAKE PLACID 1980

SPEED SKATING LADIES 3000 M OFFICIAL RESULTS  
EISSCHNELLAUF DAMEN 3000 M OFFIZIELLE ENDERGEBNIS  
PATINAGE DE VITESSE 3000 M DAMES RESULTATS OFFICIELS

LAKE PLACID, N.Y.

02-20-80

10:30

## COMPETITION

POS NO.	NAME	NAT	PAIR NO.	IN/OUT	INTERMEDIATE TIMES			FINAL TIME
25	28 YAEGASHI Yuko	JPN	14	O	0.21.10 2.14.67 4.18.93	0.57.50 2.54.90	1.35.70 3.36.36	5.00.40
26	19 HORSEPOOL Amanda Jane	GBR	13	I	0.22.18 2.18.39 4.25.66	0.58.85 3.00.07	1.37.78 3.42.55	5.08.78
27	8 KONG Meiyu	CHN	12	I	0.21.81 2.17.25 4.24.69	0.58.74 2.58.36	1.37.77 3.40.70	5.08.90
28	90 PIAO Meiji	CHN	15	I	0.22.76 2.23.39 4.34.62	1.02.68 3.06.66	1.43.13 3.49.84	5.19.07

## DID NOT FINISH

35	VISSER Ria	HOL	05	I
----	---------------	-----	----	---



# XIII OLYMPIC WINTER GAMES LAKE PLACID 1980

SPEED SKATING LADIES 3000 M OFFICIAL RESULTS  
EISSCHNELLAUF DAMEN 3000 M OFFIZIELLE ENDERGEBNIS  
PATINAGE DE VITESSE 3000 M DAMES RESULTATS OFFICIELS

LAKE PLACID, N.Y.

02-20-80

10:30

## COURSE CONDITIONS

ABOVE SEA-LEVEL

## ATMOSPHERIC CONDITIONS

BEGIN

END

OBSERVED TIME	10:35	12:25
WEATHER	PT.CLOUDY	PT.CLOUDY
AIR TEMPERATURE	4 C	8 C
ICE TEMPERATURE	-4.5 C	-1.3 C
ICE THICKNESS		
HUMIDITY	52 %	28 %
WIND DIRECTION	CALM	SOUTH
WIND VELOCITY		8 KPH
ATMOSPHERIC PRESSURE	949 MB	946 MB

## REFEREE

GENE SANDVIG (USA)



# XIII OLYMPIC WINTER GAMES LAKE PLACID 1980

SPEED SKATING MENS 1500 M OFFICIAL RESULTS  
 EISSCHNELLAUF HERREN 1500 M OFFIZIELLE ENDERGEBNIS  
 PATINAGE DE VITESSE 1500 M HOMMES RESULTATS OFFICIELS

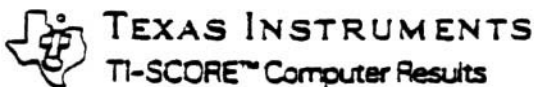
LAKE PLACID, N.Y.

02-21-80

10:30

## COMPETITION

POS	NO.	NAME	NAT	PAIR NO.	IN/ OUT	— INTERMEDIATE TIMES —			FINAL TIME	
1	71	HEIDEN Eric	USA	04	O	24.49	53.75	1.24.11	1.55.44	OR
2	50	STENSHJEMMET Kai Arne	NOR	04	I	25.07	53.95	1.24.76	1.56.81	OR
3	44	ANDERSEN Terje	NOR	05	O	24.86	54.08	1.24.52	1.56.92	OR
4	22	DIETEL Andreas	GDR	08	O	25.30	55.01	1.25.35	1.57.14	OR
5	88	KONDAKOV Yuri	URS	06	I	25.81	55.24	1.25.51	1.57.36	OR
6	51	STORHOLT Jan Egil	NOR	01	I	25.38	55.31	1.26.38	1.57.95	OR
7	59	GUSTAFSON Tomas	SWE	02	O	24.71	54.48	1.25.77	1.58.18	OR
8	66	LOBANOV Vladimir	URS	03	O	25.02	54.69	1.25.65	1.59.30	OR
9	69	SALUNSKI Evgeni	URS	02	I	25.35	55.06	1.26.04	1.59.47	
9	24	EHRIG Andreas	GDR	10	O	25.42	55.49	1.26.72	1.59.47	
11	42	VAN DER DUIM Hilbert	HOL	09	I	25.31	55.09	1.26.48	1.59.49	
12	16	SCHWARZ Herbert	FRG	09	O	25.18	55.07	1.26.61	1.59.58	
13	39	DE JONG Bert	HOL	11	I	25.43	54.97	1.26.55	1.59.83	
14	11	NIITTYLA Pertti	FIN	07	O	25.72	56.20	1.27.59	2.00.01	
15	2	BOUCHER Gaetan	CAN	18	I	24.85	54.17	1.25.45	2.00.15	
16	56	EKSTRAND Ulf	SWE	11	O	25.46	55.24	1.26.74	2.00.23	
17	77	PLANT Thomas	USA	05	I	24.91	54.34	1.25.47	2.00.57	
18	74	KRESSLER Craig	USA	06	O	25.56	54.83	1.26.38	2.00.60	
19	36	YAMAMOTO Masahiko	JPN	01	O	25.28	56.09	1.27.77	2.01.25	
20	34	KAWAHARA Masayuki	JPN	03	I	25.86	55.90	1.27.84	2.01.28	
21	60	JUNELL Jan	SWE	10	I	26.01	56.43	1.28.40	2.02.11	
22	37	LEE Young Ha	KOR	07	I	25.30	56.19	1.28.39	2.02.37	
23	4	WEBSTER Craig	CAN	14	I	26.07	56.52	1.28.46	2.02.41	
24	35	SHIMIZU Yasuhiro	JPN	12	I	26.51	57.93	1.30.75	2.04.54	
25	10	ZHAO Weichang	CHN	15	I	25.72	56.91	1.30.09	2.05.48	
26	38	RA Yoon Soo	KOR	16	I	26.18	57.98	1.31.83	2.06.65	
27	3	THIBAUT Jacques	CAN	17	O	25.19	56.69	1.30.48	2.06.79	
28	27	MARCHETTO Maurizio	ITA	17	I	27.45	59.33	1.32.88	2.07.45	
29	6	GUO Chengjiang	CHN	14	O	26.14	57.78	1.31.52	2.08.33	
30	7	LI Huchun	CHN	12	O	26.32	58.65	1.32.80	2.10.00	
31	81	NYAMDAVAA Tumvrbaatar	MGL	15	O	26.56	59.54	1.34.93	2.11.51	
32	80	RICHMOND Michael	AUS	13	O	27.42	1.00.33	1.35.56	2.13.40	
33	21	SANDYS Geoffry	GBR	16	O	28.13	1.01.66	1.37.54	2.15.06	
34	19	LUKE Alan Francis	GBR	13	I	27.42	1.00.01	1.34.05	2.17.79	
35	82	TSEND DO Dorg	MGL	18	O	26.32	59.78	1.37.49	2.19.30	





# XIII OLYMPIC WINTER GAMES LAKE PLACID 1980

SPEED SKATING MENS 1500 M OFFICIAL RESULTS  
EISSCHNELLAUF HERREN 1500 M OFFIZIELLE ENDERGEBNIS  
PATINAGE DE VITESSE 1500 M HOMMES RESULTATS OFFICIELS

LAKE PLACID, N.Y.

02-21-80

10:30

## COMPETITION

POS NO.	NAME	NAT	PAIR NO.	IN/ OUT	— INTERMEDIATE TIMES —	FINAL TIME
---------	------	-----	----------	---------	------------------------	------------

DID NOT FINISH

41	KRAMER Yep	HOL	08	I		
----	------------	-----	----	---	--	--





# XIII OLYMPIC WINTER GAMES LAKE PLACID 1980

SPEED SKATING MENS 1500 M OFFICIAL RESULTS  
EISSCHNELLAUF HERREN 1500 M OFFIZIELLE ENDERGEBNIS  
PATINAGE DE VITESSE 1500 M HOMMES RESULTATS OFFICIELS

LAKE PLACID, N.Y.

02-21-80

10:30

## COURSE CONDITIONS

ABOVE SEA-LEVEL

## ATMOSPHERIC CONDITIONS

BEGIN

END

OBSERVED TIME	10:33	12:28
WEATHER	SN.PELLET	SN.PELLET
AIR TEMPERATURE	+1 C	+1 C
ICE TEMPERATURE	-5 C	-5 C
ICE THICKNESS		
HUMIDITY	96 %	95 %
WIND DIRECTION	EAST	NORTH
WIND VELOCITY	6 KPH	16 KPH
ATMOSPHERIC PRESSURE	947 MB	948 MB

## REFEREE

G. PETERSSON (SWE)



# XIII OLYMPIC WINTER GAMES LAKE PLACID 1980

SPEED SKATING MENS 10000 M OFFICIAL RESULTS  
EISSCHNELLAUF HERREN 10000 M OFFIZIELLE ENDERGEBNIS  
PATINAGE DE VITESSE 10000 M HOMMES RESULTATS OFFICIELS

LAKE PLACID, N.Y.

02-23-80

09:30

## COMPETITION

POS	NO.	NAME	NAT	PAIR NO.	IN/OUT	INTERMEDIATE TIMES			FINAL TIME
1	71	HEIDEN Eric	USA	02	I	0.37.04	1.10.05	1.43.36	
					2.18.03	2.52.72	3.27.20		
					4.02.09	4.36.32	5.10.97		
					5.45.79	6.20.35	6.54.54		
					7.29.12	8.03.80	8.38.69		
					9.13.47	9.48.21	10.22.79		
					10.57.83	11.33.02	12.08.14		
					12.43.38	13.18.60	13.53.51	14.28.13 OR	
2	40	KLEINE Piet	HOL	06	I	0.37.23	1.10.63	1.44.20	
					2.18.55	2.53.28	3.28.11		
					4.02.89	4.37.39	5.11.95		
					5.46.40	6.20.64	6.54.92		
					7.29.83	8.04.94	8.40.27		
					9.15.43	9.50.24	10.25.60		
					11.00.97	11.36.69	12.12.08		
					12.47.96	13.24.04	14.00.15	14.36.03 OR	
3	46	OXHOLM Tom Erik	NOR	01	O	0.37.85	1.11.67	1.46.02	
					2.20.61	2.55.14	3.29.13		
					4.04.11	4.38.53	5.13.15		
					5.47.51	6.21.88	6.56.55		
					7.31.42	8.06.64	8.42.15		
					9.17.78	9.53.37	10.29.00		
					11.04.49	11.39.99	12.15.20		
					12.50.36	13.25.67	14.01.45	14.36.60 OR	



# XIII OLYMPIC WINTER GAMES LAKE PLACID 1980

SPEED SKATING MENS 10000 M OFFICIAL RESULTS  
EISSCHNELLAUF HERREN 10000 M OFFIZIELLE ENDERGEBNIS  
PATINAGE DE VITESSE 10000 M HOMMES RESULTATS OFFICIELS

LAKE PLACID, N.Y.

02-23-80

09:30

## COMPETITION

POS NO.	NAME	NAT	PAIR NO.	IN/OUT	INTERMEDIATE TIMES			FINAL TIME	
4	79 WOODS Michael	USA	01	I	0.38.18 2.22.86 4.08.27 5.53.31 7.37.88 9.22.14 11.05.55 12.52.25	1.12.77 2.57.87 4.43.09 6.27.89 8.12.39 9.56.49 11.40.98 13.28.26	1.47.75 3.32.78 5.18.47 7.02.91 8.47.48 10.30.98 12.16.46 14.04.64	14.39.53	OR
5	52 TVETER Oeyvind	NOR	03	O	0.36.72 2.19.76 4.04.73 5.49.91 7.35.18 9.21.52 11.09.37 12.57.27	1.10.20 2.54.47 4.39.94 6.24.59 8.10.22 9.57.43 11.45.48 13.32.46	1.44.94 3.29.81 5.15.01 6.59.90 8.45.98 10.33.56 12.21.57 14.07.89	14.43.53	OR
6	42 VAN DER DUIM Hilbert	HOL	03	I	0.36.62 2.19.32 4.04.35 5.49.51 7.35.79 9.23.30 11.11.53 12.59.22	1.10.31 2.54.29 4.39.08 6.24.60 8.11.23 9.59.31 11.47.52 13.34.72	1.45.07 3.29.50 5.14.45 6.59.93 8.47.24 10.35.67 12.23.60 14.11.02	14.47.58	OR



# XIII OLYMPIC WINTER GAMES LAKE PLACID 1980

SPEED SKATING MENS 10000 M OFFICIAL RESULTS  
EISSCHNELLAUF HERREN 10000 M OFFIZIELLE ENDERGEBNIS  
PATINAGE DE VITESSE 10000 M HOMMES RESULTATS OFFICIELS

LAKE PLACID, N.Y.

02-23-80

09:30

## COMPETITION

POS NO.	NAME	NAT	PAIR NO.	IN/OUT	INTERMEDIATE TIMES			FINAL TIME
7	96 LESKIN Viktor	URS	02	O	0.37.14	1.09.71	1.43.46	
					2.17.73	2.51.78	3.25.68	
					3.59.86	4.34.16	5.08.85	
					5.44.01	6.19.16	6.54.36	
					7.29.28	8.04.60	8.40.24	
					9.16.09	9.51.99	10.28.36	
					11.05.03	11.42.35	12.20.65	
					12.58.94	13.37.39	14.14.37	14.51.72
8	24 EHRIG Andreas	GDR	08	O	0.37.00	1.10.86	1.45.10	
					2.19.73	2.54.38	3.29.15	
					4.03.66	4.38.21	5.12.90	
					5.47.94	6.23.12	6.58.63	
					7.34.58	8.10.19	8.45.60	
					9.21.23	9.56.74	10.32.41	
					11.08.10	11.44.71	12.21.83	
					12.58.82	13.36.20	14.13.96	14.51.94
9	35 SHIMIZU Yasuhiro	JPN	04	O	0.37.14	1.11.11	1.45.68	
					2.20.50	2.55.46	3.30.65	
					4.06.54	4.42.86	5.19.47	
					5.56.08	6.32.44	7.09.32	
					7.45.95	8.22.55	8.59.05	
					9.35.03	10.11.42	10.47.50	
					11.23.45	11.59.54	12.35.11	
					13.10.74	13.46.70	14.22.39	14.57.48



# XIII OLYMPIC WINTER GAMES LAKE PLACID 1980

SPEED SKATING MENS 10000 M OFFICIAL RESULTS  
EISSCHNELLAUF HERREN 10000 M OFFIZIELLE ENDERGEBNIS  
PATINAGE DE VITESSE 10000 M HOMMES RESULTATS OFFICIELS

LAKE PLACID, N.Y.

02-23-80

09:30

## COMPETITION

POS NO.	NAME	NAT	PAIR NO.	IN/OUT	INTERMEDIATE TIMES			FINAL TIME
10	62 BEREZIN Sergei	URS	09	I	0.38.52	1.13.47	1.49.11	
					2.25.12	3.01.08	3.36.74	
					4.11.90	4.47.78	5.23.53	
					5.59.64	6.35.52	7.12.19	
					7.48.64	8.24.52	9.00.39	
					9.36.29	10.12.12	10.47.92	
					11.24.29	12.00.98	12.37.39	
					13.13.80	13.50.38	14.27.47	15.04.68
11	41 KRAMER Yep	HOL	05	O	0.37.87	1.11.89	1.45.82	
					2.20.84	2.56.35	3.32.46	
					4.08.53	4.44.58	5.20.61	
					5.56.39	6.31.92	7.07.93	
					7.43.97	8.20.24	8.56.71	
					9.33.46	10.10.14	10.46.92	
					11.23.76	12.00.74	12.37.54	
					13.14.56	13.51.65	14.28.29	15.04.79
12	59 GUSTAFSON Tomas	SWE	06	O	0.36.71	1.10.57	1.45.28	
					2.20.76	2.56.04	3.31.61	
					4.07.20	4.42.70	5.18.17	
					5.53.65	6.29.17	7.04.84	
					7.41.10	8.17.41	8.54.07	
					9.30.94	10.07.56	10.44.27	
					11.21.80	11.58.67	12.36.07	
					13.13.83	13.50.79	14.27.75	15.05.18



# XIII OLYMPIC WINTER GAMES LAKE PLACID 1980

SPEED SKATING MENS 10000 M OFFICIAL RESULTS  
EISSCHNELLAUF HERREN 10000 M OFFIZIELLE ENDERGEBNIS  
PATINAGE DE VITESSE 10000 M HOMMES RESULTATS OFFICIELS

LAKE PLACID, N.Y.

02-23-80

09:30

## COMPETITION

POS	NO.	NAME	NAT	PAIR NO.	IN/OUT	INTERMEDIATE TIMES			FINAL TIME
13	48	REKSTAD Alf	NOR	04	I	0.37.00	1.10.47	1.44.88	
						2.19.16	2.53.00	3.27.72	
						4.02.40	4.37.87	5.13.52	
						5.49.19	6.24.82	7.01.14	
						7.37.36	8.13.91	8.50.93	
						9.27.97	10.05.08	10.42.26	
						11.19.44	11.56.74	12.33.97	
						13.11.71	13.49.45	14.27.65	15.05.70
14	61	SANDLER Orjan	SWE	07	I	0.38.23	1.12.86	1.48.51	
						2.24.24	2.59.88	3.35.88	
						4.11.91	4.47.95	5.24.23	
						6.00.69	6.37.04	7.13.54	
						7.50.21	8.26.83	9.03.40	
						9.39.87	10.16.22	10.53.05	
						11.29.71	12.06.02	12.42.63	
						13.19.58	13.56.70	14.34.05	15.11.52
15	22	DIETEL Andreas	GDR	10	I	0.37.37	1.13.61	1.49.28	
						2.25.10	3.00.84	3.35.74	
						4.10.63	4.45.62	5.20.47	
						5.55.62	6.31.34	7.07.93	
						7.44.47	8.21.22	8.57.85	
						9.34.66	10.12.34	10.50.25	
						11.27.56	12.05.68	12.43.77	
						13.21.99	13.59.80	14.37.44	15.15.03



# XIII OLYMPIC WINTER GAMES LAKE PLACID 1980

SPEED SKATING MENS 10000 M OFFICIAL RESULTS  
EISSCHNELLAUF HERREN 10000 M OFFIZIELLE ENDERGEBNIS  
PATINAGE DE VITESSE 10000 M HOMMES RESULTATS OFFICIELS

LAKE PLACID, N.Y.

02-23-80

09:30

## COMPETITION

POS NO.	NAME	NAT	PAIR NO.	IN/OUT	INTERMEDIATE TIMES			FINAL TIME	
16	68	OGLOBLIN Dmitri	URS	10	O	0.37.68 2.25.16 4.10.00 5.55.27 7.43.85 9.33.20 11.25.88 13.21.10	1.12.97 3.00.47 4.44.90 6.30.94 8.20.41 10.10.65 12.03.62 14.00.50	1.49.13 3.35.21 5.20.01 7.07.22 8.56.92 10.48.35 12.42.26 14.40.30	15.20.14
17	36	YAMAMOTO Masahiko	JPN	05	I	0.37.82 2.22.95 4.10.85 5.59.48 7.49.59 9.40.41 11.33.44 13.30.13	1.12.16 2.58.75 4.47.00 6.36.08 8.26.38 10.17.80 12.11.77 14.09.28	1.47.30 3.34.86 5.23.48 7.12.72 9.03.18 10.55.40 12.50.79 14.48.11	15.26.92
18	1	COATES Colin	AUS	07	O	0.38.02 2.24.26 4.11.53 6.00.30 7.50.07 9.41.97 11.36.84 13.32.81	1.12.69 2.59.75 4.47.71 6.36.83 8.27.43 10.19.39 12.15.80 14.11.20	1.48.15 3.35.71 5.23.85 7.13.42 9.04.56 10.57.72 12.54.42 14.49.93	15.28.30



# XIII OLYMPIC WINTER GAMES LAKE PLACID 1980

SPEED SKATING MENS 10000 M OFFICIAL RESULTS  
EISSCHNELLAUF HERREN 10000 M OFFIZIELLE ENDERGEBNIS  
PATINAGE DE VITESSE 10000 M HOMMES RESULTATS OFFICIELS

LAKE PLACID, N.Y.

02-23-80

09:30

## COMPETITION

POS NO.	NAME	NAT	PAIR NO.	IN/OUT	INTERMEDIATE TIMES			FINAL TIME
19	11 NIITTYLA Pertti	FIN	11	I	0.39.80	1.15.76	1.52.17	
					2.28.64	3.05.24	3.41.41	
					4.17.38	4.54.04	5.30.53	
					6.06.95	6.43.68	7.20.55	
					7.56.95	8.33.60	9.10.80	
					9.48.48	10.26.27	11.03.70	
					11.41.93	12.19.91	12.58.08	
					13.36.09	14.14.53	14.53.18	15.29.98
20	84 ERDELYI Andrei	ROM	12	I	0.41.08	1.17.45	1.54.93	
					2.32.15	3.09.10	3.45.92	
					4.22.97	4.59.49	5.36.19	
					6.12.73	6.49.39	7.25.71	
					8.01.84	8.38.50	9.15.73	
					9.52.89	10.29.80	11.06.49	
					11.43.75	12.21.74	12.59.61	
					13.37.22	14.15.29	14.53.54	15.31.73
21	56 EKSTRAND Ulf	SWE	09	O	0.38.46	1.13.28	1.48.86	
					2.25.21	3.01.46	3.37.24	
					4.12.41	4.47.87	5.23.94	
					5.59.71	6.35.41	7.12.05	
					7.48.94	8.26.22	9.03.69	
					9.40.64	10.18.41	10.56.11	
					11.34.50	12.13.26	12.52.42	
					13.32.29	14.12.82	14.53.36	15.33.42





# XIII OLYMPIC WINTER GAMES LAKE PLACID 1980

SPEED SKATING MENS 10000 M OFFICIAL RESULTS  
EISSCHNELLAUF HERREN 10000 M OFFIZIELLE ENDERGEBNIS  
PATINAGE DE VITESSE 10000 M HOMMES RESULTATS OFFICIELS

LAKE PLACID, N.Y.

02-23-80

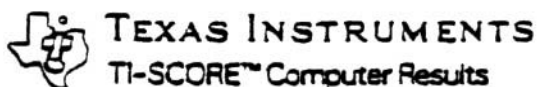
09:30

## COMPETITION

POS NO.	NAME	NAT	PAIR NO.	IN/OUT	INTERMEDIATE TIMES			FINAL TIME
22	27 MARCHETTO Maurizio	ITA	12	O	0.40.27	1.17.55	1.55.31	
					2.32.52	3.08.95	3.46.27	
					4.23.62	5.00.62	5.37.70	
					6.14.95	6.52.85	7.30.86	
					8.09.20	8.46.95	9.25.29	
					10.03.70	10.42.59	11.21.86	
					12.01.21	12.40.62	13.19.91	
					13.59.27	14.38.68	15.17.77	15.56.73
23	38 RA Yoon Soo	KOR	13	I	0.37.28	1.12.77	1.49.18	
					2.26.23	3.03.48	3.41.01	
					4.18.85	4.57.27	5.35.87	
					6.14.45	6.52.35	7.30.62	
					8.09.13	8.47.92	9.27.01	
					10.06.30	10.45.61	11.25.35	
					12.04.49	12.43.94	13.23.61	
					14.03.45	14.43.47	15.22.90	16.00.41
24	18 FRENCH John	GBR	11	O	0.41.59	1.18.88	1.56.59	
					2.35.10	3.13.31	3.51.18	
					4.29.59	5.08.37	5.46.86	
					6.25.24	7.04.62	7.43.73	
					8.22.41	9.01.80	9.41.38	
					10.20.32	11.00.20	11.40.01	
					12.20.02	12.58.72	13.37.54	
					14.16.93	14.57.35	15.37.35	16.17.56

DID NOT FINISH

74 KRESSLER  
Craig USA 08 I





# XIII OLYMPIC WINTER GAMES LAKE PLACID 1980

SPEED SKATING MENS 10000 M OFFICIAL RESULTS  
EISSCHNELLAUF HERREN 10000 M OFFIZIELLE ENDERGEBNIS  
PATINAGE DE VITESSE 10000 M HOMMES RESULTATS OFFICIELS

LAKE PLACID, N.Y.

02-23-80

09:30

## COURSE CONDITIONS

ABOVE SEA-LEVEL

## ATMOSPHERIC CONDITIONS

	BEGIN	END
OBSERVED TIME	09:35	14:30
WEATHER	VLT.SNOW	CLOUDY
AIR TEMPERATURE	-6 C	-2 C
ICE TEMPERATURE	-5.6 C	-6 C
ICE THICKNESS		
HUMIDITY	100 %	77 %
WIND DIRECTION	NW	NW
WIND VELOCITY	10 KPH	8 KPH
ATMOSPHERIC PRESSURE	945 MB	946 MB

## REFEREE

G. PETERSSON (SWE)





# XIII OLYMPIC WINTER GAMES LAKE PLACID 1980

TEXAS INSTRUMENTS COMPUTERIZED RESULTS

ICE DANCING – EISTANZEN – DANSE SUR GLACE

◆◆◆ FINAL RESULTS ◆◆◆

RESULT	CD	FD			PLACES	POINTS
1	1	2	NATALIA LINICHUK & GENNADI KARPONOSOV	URS	13	205.48
2	2	1	KRISZTINA REGOCZY & ANDRAS SALLAY	HUN	14	204.32
3	3	3	IRINA MOISEEYA & ANDREI MINENKOV	URS	27	201.86
4	4	4	LILIANA REHAKOYA & STANISLAW DRASTICH	TCH	39	198.02
5	5	5	JAYNE TORVILL & CHRISTOPHER DEAN	GBR	42	197.12
6	6	6	LORNA WIGHTON & JOHN DOWDING	CAN	54	193.80
7	7	7	JUDY BLUMBERM & MICHAEL SEIBERT	USA	66	190.30
8	9	9	NATALIA BESTEMIAMOYA & ANDREI BUKIN	URS	75	188.18
9	8	8	STACEY SMITH & JOHN SUMMERS	USA	75	188.38
10	10	10	HENRIETTE FROSCHL & CHRISTIAN STEINER	FRG	94	178.38
11	11	11	SUSI HANDSCHMANN & PETER HANDSCHMANN	AUT	96	177.78
12	12	12	KAREN BARBER & MICKY SLATER	GBR	104	176.92

REFEREE  
LAWRENCE DENNY ISU

ASSISTANT REFEREE  
EDITH SHOEMAKER ISU

19 FEB 80 22:09:34

February 19, 1980





# XIII OLYMPIC WINTER GAMES LAKE PLACID 1980

## TEXAS INSTRUMENTS COMPUTERIZED RESULTS

### PAIRS FIGURE SKATING – EISKUNSTLAUF DER PAARE – PATINAGE ARTISTIQUE COUPLES

#### ◆◆◆ FINAL RESULTS ◆◆◆

FINAL	SP	FS			PLACES	POINTS
1	1	1	IRINA RODNINA & ALEKSANDR ZAITSEV	URS	9	147.26
2	2	2	MARINA CHERKOSOYA & SERGEI SHAKRAI	URS	19	143.80
3	4	3	MANUELA MAGER & UWE BEWERSDORFF	GDR	33	140.52
4	3	4	MARINA PESTOVA & STANISLAV LEDNOVICH	URS	31	141.14
5	5	5	CAITLIN CARRUTHERS & PETER CARRUTHERS	USA	46	137.38
6	6	6	SABINE BAESS & TASSILO THIERBACH	GDR	53	136.00
7	7	7	SHERYL FRANKS & MICHAEL BOTTICELLI	USA	64	133.84
8	8	8	CHRISTINA RIEGEL & ANDREAS NISCHWITZ	FRG	71	131.70
9	9	9	BARBARA UNDEPHILL & PAUL MAPTINI	CAN	78	129.36
10	11	10	SUSAN GARLAND & ROBERT DAW	GBR	91	124.36
11	10	11	ELIZABETH CAIN & PETEP CAIN	AUS	98	121.30
			TAI BABILONIA & RANDY GARDNER	USA		
			WITHDREW DUE TO INJURY			

REFEREE

HERMANN SCHIECHTL ISU

*H. Schiechtl*  
17 FEB 80

ASSISTANT REFEREE

OSKAR MADL ISU

*O. Madl*  
21:45:11

February 17, 1980





# XIII OLYMPIC WINTER GAMES LAKE PLACID 1980

## TEXAS INSTRUMENTS COMPUTERIZED RESULTS

### MEN'S FIGURE SKATING – EISKUNSTLAUF DER HERPEN – PATINAGE ARTISTIQUE, HOMMES

#### FINAL RESULTS

FINAL	CF	SP	FS	SP+FS		PLACES	POINTS
1	4	1	1	1	ROBIN COUSINS	GBR 13	189.48
2	1	2	2	2	JAN HOFFMAN	GDR 15	189.72
3	2	5	3	3	CHARLES TICKNER	USA 28	187.06
4	3	3	5	5	DAVID SANTEE	USA 34	185.52
5	8	4	4	4	SCOTT HAMILTON	USA 45	181.78
6	7	6	8	7	IGOR BOBRIN	URS 55	177.40
7	6	10	9	9	JEAN-CHRISTOPHE SIMOND	FRA 64	175.00
8	11	7	7	8	MITSURU MATSUMURA	JPN 75	172.28
9	13	8	6	6	FUMIO IGARASHI	JPN 77	172.04
10	10	11	10	10	KONSTANTIN KOKORA	URS 91	168.18
11	9	9	13	11	HERMANN SCHULZ	GDR 98	166.70
12	12	12	12	12	BRIAN POCKAR	CAN 107	163.26
13	15	13	11	13	RUDI CERNE	FRG 116	159.30
14	14	14	14	14	THOMAZ OBERG	SWE 127	149.30
15	16	15	15	15	CHRISTOPHER HOWARTH	GBR 134	145.66
16	17	16	16	16	ZHAOXIAO XU	CHN 144	117.16
	5				VLADIMIR KOVALEV	URS	

REFEREE

SONIA BIANCHETTI-GARBATO ISU

*Sonia Bianchetti Garbato*

21 FEB 80

ASSISTANT REFEREE

ELEMER TERTAK ISU

*Elemér Tertak*

22:28:24





# XIII OLYMPIC WINTER GAMES LAKE PLACID 1980

## TEXAS INSTRUMENTS COMPUTERIZED RESULTS

### LADIES' FIGURE SKATING – EISKUNSTLAUF DER DAMEN – PATINAGE ARTISTIQUE, DAMES

#### ◆◆◆ FINAL RESULTS ◆◆◆

FINAL	CF	SP	FS	SP+FS			PLACES	POINTS
1	1	4	3	3	ANETT POTZSCH	GDR	11	189.00
2	3	1	2	1	LINDA FRATIANNE	USA	16	188.30
3	2	5	6	5	DAGMAR LURZ	FRG	28	183.04
4	12	2	1	2	DENISE BIELLMANN	SUI	43	180.06
5	8	3	4	4	LISA-MARIE ALLEN	USA	45	179.42
6	4	8	5	6	EMI WATANABE	JPN	48	179.04
7	5	7	9	7	C. KRISTOFICS-BINDER	AUT	60	176.88
8	6	14	10	10	SUSANNA DRIANO	ITA	77	172.82
9	11	6	7	8	SANDY LENZ	USA	82	172.74
10	7	11	12	11	KRISTIINA WEGELIUS	FIN	87	172.04
11	13	10	8	9	SANDA DUBRAVCIC	YUG	100	170.30
12	10	9	14	13	KARENA RICHARDSON	GBR	109	168.94
13	15	13	11	12	KARIN RIEDIGER	FRG	120	166.32
14	9	15	16	16	DANIELLE RIEDER	SUI	125	165.46
15	16	12	15	14	HEATHER KEMKARAN	CAN	128	164.64
16	18	16	13	15	KIRA IVANOVA	URS	144	161.54
17	14	17	17	17	SUSAN BROMAN	FIN	152	157.54
18	17	19	18	18	CHRISTINA RIEGEL	FRG	162	149.50
19	19	18	19	19	FRANCA BIANCONI	ITA	171	144.82
20	20	22	22	22	HAE-SOOK SHIN	KOR	186	128.18
21	21	20	21	21	GLORIA MAS-GIL	ESP	190	126.56
22	22	21	20	20	ZHENGHUA BAO	CHN	191	126.96

REFEREE  
BENJAMIN T. WRIGHT

*Benjamin T. Wright*

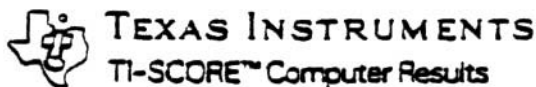
ISU

ASSISTANT REFEREE  
DONALD H. GILCHRIST

*Donald H. Gilchrist*

ISU

23 FEB







Copyright, © 2005, Amateur Athletic Foundation of Los Angeles

## **Notes on the digitized version of the Official Report of the XIIIth Olympic Winter Games Lake Placid 1980 – Official Results**

The digital version of the Official Report of the XIIIth Olympic Winter Games was created with the intention of producing the closest possible replica of the original printed document. These technical notes describe the differences between the digital and printed documents and the technical details of the digital document.

### The original document

The original paper version of the Official Report of XIIIth Olympic Winter Games Lake Placid 1980 – Official Results has dimensions of 8.5" x 11" (21.5cm x 28cm).

The volume's spine is of white color.

The book has 224 pages.

The fonts used in the digital version book for text, photograph captions and chapter headings are Garamond and such system fonts as best approximate the original fonts.

Special features of the digital version:

- The spine is not included in the digital version.
- Blank pages are not included in the digital version.
- The digital version includes a bookmark list that functions as a hyper linked table of contents. Selecting a topic heading will take you to the corresponding section in the document.

Profile of the digital version:

File name: orw1980v2.pdf

File size: 3,652 KB

Format: Portable Document Format (PDF) 1.4 (Adobe Acrobat 5.0)

Source document: The Official Report of the XIIIth Olympic Winter Games Lake Placid 1980 - Official Results

Creation Platform: Windows XP

Creation Date: April 2005

Conversion Software: Adobe Acrobat, FineReader, VistaScan, FahrenEX

Image Resolution: 150 dpi for color and grayscale images

Digital Fonts: Garamond

Conversion Service: Exgenis Technologies, Goa, INDIA

[www.digitization.info](http://www.digitization.info)