


A black and white photograph of a basketball player in mid-air, shooting a basketball. The player is wearing a dark jersey with "FORDHAM" and the number "42" printed on it. The basketball hoop and net are visible in the upper left corner. The background is a blurred crowd of spectators in a gymnasium.

*The Record
Book*

The Records

Fordham University All-Time Leading Scorers

1. Ed Conlin..... 1951-55..... 1,886	24. Damon Lopez 1988-91 1,101
2. Bryant Dunston..... 2004-08..... 1,832	25. Gerry Smith 1946-49..... 1,079
3. Bevon Robin..... 1997-2001..... 1,793	26. Dan Lyons..... 1951-55..... 1,077
4. Joe Paterno..... 1985-89..... 1,776	27. Dan O'Sullivan 1986-90..... 1,073
5. Jim Cunningham 1955-58..... 1,744	28. Dud Tongal 1978-82..... 1,062
6. Marcus Stout..... 2004-08..... 1,709	29. Sanford Jenkins 1988-92..... 1,052
7. Ken Charles 1970-73..... 1,697	30. Fred Christ 1949-52..... 1,037
8. Brenton Butler 2006-11 1,524	31. David Buckner 1989-93..... 1,027
9. Jean Prioleau 1988-92..... 1,442	32. Bill Mainor 1968-71..... 1,024
10. Fred Herzog 1987-92..... 1,435	33. Bill Carlson 1949-52..... 1,019
11. Charlie Yelverton 1968-71..... 1,372	34. Tom Parrotta 1984-88..... 998
12. Bob Melvin..... 1960-63..... 1,323	35. Andre McClendon 1986-90..... 996
Bill Langheld 1965-68..... 1,323	Mark Murphy..... 1979-83..... 996
14. Dave Maxwell 1980-83..... 1,278	36. John Andariese..... 1957-60..... 961
15. Tony McIntosh..... 1981-85..... 1,238	37. Sherwin Content 1990-94..... 956
16. Darryl Brown 1972-75..... 1,233	38. Len Zandy..... 1963-66..... 951
17. Michael Haynes 2000-04..... 1,228	39. Chris Gaston 2009-..... 950
18. Jason Harris 1997-2001..... 1,218	40. Ed Parchinski..... 1951-54..... 947
19. Steve Samuels 1980-85..... 1,182	41. Bill McCadney..... 1955-58..... 924
20. Jermaine Anderson 2002-06..... 1,178	42. Ed Bona 1979-83..... 908
21. Jim Manhardt 1961-64..... 1,147	43. Joe Franco..... 1983-87..... 906
22. John Stevens 1962-65..... 1,128	44. Jerry Hobbie 1981-85..... 904
23. John Brady..... 1956-59..... 1,119	45. Tom Kavanaugh 1976-79..... 904



Ed Conlin



Fred Herzog

ALL-TIME LEADING REBOUNDERS

1. Ed Conlin..... 1951-55..... 1,930	12. Dan O'Sullivan 1986-90..... 680
2. Dan Lyons..... 1951-55..... 1,049	13. Fred Herzog 1987-92..... 637
3. Bryant Dunston..... 2004-2008..... 993	14. Chris Gaston 2009-..... 635
4. Bill McCadney..... 1955-58..... 968	15. Steve Samuels..... 1980-85..... 633
5. John Stevens 1962-65..... 917	16. John Andariese..... 1957-60..... 629
6. Darryl Brown..... 1972-75..... 807	17. Joe Paterno..... 1985-89..... 626
7. Damon Lopez 1988-91..... 801	18. Bob Melvin..... 1960-63..... 611
8. Sanford Jenkins..... 1988-92..... 756	19. Joe Frangipane..... 1963-66..... 577
9. Bill Carlson..... 1949-52..... 743*	20. Ed Bona 1979-83..... 564
10. John Coalmon 1958-61..... 698	
11. Charlie Yelverton..... 1968-71..... 690	

* - Stats not available for Carlson's sophomore year.




1,000 Point Scorers



1 - ED CONLIN - 1,886 Points

Year	G	FGM	FGA	Pct.	FTM	FTA	Pct.	TP	Avg.
1951-52	27	55	158	34.8	42	61	69.0	152	5.8
1952-53	26	176	437	40.0	120	162	74.0	472	18.2
1953-54	26	235	512	45.9	119	183	65.0	587	22.4
1954-55	27	242	563	43.0	191	249	77.0	675	26.1
Totals	106	708	1670	42.3	472	655	72.0	1886	17.8



2 - BRYANT DUNSTON - 1,832 Points

Year	G	FGM	FGA	Pct.	3PT	3PTA	Pct.	FTM	FTA	Pct.	TP	Avg.
2004-05	29	154	296	52.0	5	13	38.5	118	178	66.3	431	14.9
2005-06	32	174	325	53.5	19	39	48.7	148	220	67.3	515	16.1
2006-07	30	146	268	54.5	12	24	50.0	132	188	70.2	436	14.5
2007-08	29	165	314	52.5	5	29	17.2	115	176	65.3	450	15.5
Totals	120	639	1203	53.1	41	105	39.0	513	762	67.3	1832	15.3



3 - BEVON ROBIN - 1,793 Points

Year	G	FGM	FGA	Pct.	3PT	3PTA	Pct.	FTM	FTA	Pct.	TP	Avg.
1997-98	27	161	383	42.0	61	159	38.4	112	138	81.2	495	18.3
1998-99	27	145	364	39.8	51	166	30.7	119	142	83.8	460	17.0
1999-00	27	133	324	41.0	63	173	36.4	95	120	79.2	424	15.7
2000-01	29	128	328	39.0	49	172	28.5	109	134	81.3	414	14.3
Totals	110	567	1399	40.5	224	670	33.4	435	534	81.5	1793	16.3



4 - JOE PATERNO - 1,776 Points

Year	G	FGM	FGA	Pct.	3PT	3PTA	Pct.	FTM	FTA	Pct.	TP	Avg.
1985-86	30	145	305	47.5				81	111	73.0	371	12.4
1986-87	30	134	285	47.0	6	16	37.5	66	100	66.0	340	11.3
1987-88	33	197	362	54.4	4	7	57.1	88	110	80.0	486	14.7
1988-89	29	208	440	47.3	17	41	41.5	146	203	71.9	579	20.0
Totals	122	684	1392	49.1	27	64	45.4	381	524	72.7	1776	14.6



5 - JIM CUNNINGHAM - 1,744 Points

Year	G	FGM	FGA	Pct.	FTM	FTA	Pct.	TP	Avg.
1955-56	25	164	371	44.2	150	206	72.8	478	19.1
1956-57	26	197	456	43.2	245	327	74.9	639	24.6
1957-58	25	214	395	54.2	199	280	71.1	627	25.1
Totals	76	575	1222	47.1	594	813	73.1	1744	22.9



6 - MARCUS STOUT - 1,709 Points

Year	G	FGM	FGA	Pct.	3PT	3PTA	Pct.	FTM	FTA	Pct.	TP	Avg.
2004-05	29	129	336	38.4	64	185	34.6	72	95	75.8	394	13.6
2005-06	32	146	356	41.0	48	127	37.8	77	100	77.0	417	13.0
2006-07	30	157	368	42.7	74	196	37.8	72	109	66.1	460	15.3
2007-08	29	152	379	40.1	73	210	34.8	61	84	72.6	438	15.1
Totals	120	584	1439	40.6	259	718	36.1	282	388	72.7	1709	14.2



1,000 Point Scorers



7 - KEN CHARLES - 1,697 Points

Year	G	FGM	FGA	Pct.	FTM	FTA	Pct.	TP	Avg.
1970-71	29	183	405	45.2	80	104	76.9	446	15.4
1971-72	27	230	524	43.9	112	158	70.9	572	21.2
1972-73	28	275	607	45.3	129	164	78.7	679	24.3
Totals	84	688	1536	44.8	321	426	75.5	1697	20.3



8 - BRENTON BUTLER - 1,524 Points

Year	G	FGM	FGA	Pct.	3PT	3PTA	Pct.	FTM	FTA	Pct.	TP	Avg.
2006-07	30	99	244	.406	49	114	.430	37	59	.627	284	9.5
2007-08	29	94	276	.341	56	163	.344	74	102	.725	318	11.0
2008-09	7	23	71	.324	11	40	.275	10	17	.588	67	9.6
2009-10	28	143	427	.335	58	194	.299	117	144	.813	461	16.5
2010-11	27	127	355	.358	58	182	.319	82	98	.837	394	14.6
Totals	121	486	1373	35.4	232	693	33.5	320	420	76.2	1524	11.8



9 - JEAN PRIOLEAU - 1,442 Points

Year	G	FGM	FGA	Pct.	3PT	3PTA	Pct.	FTM	FTA	Pct.	TP	Avg.
1988-89	29	58	151	38.4	19	52	36.5	76	89	85.4	211	7.3
1989-90	33	114	268	42.5	48	117	41.0	90	105	85.7	366	11.1
1990-91	33	160	384	41.7	71	186	38.2	77	100	77.0	468	14.2
1991-92	31	135	346	39.0	39	128	30.5	88	109	80.7	397	12.8
Totals	126	467	1149	40.4	177	483	36.6	331	403	82.2	1442	11.4



10 - FRED HERZOG - 1,435 Points

Year	G	FGM	FGA	Pct.	3PT	3PTA	Pct.	FTM	FTA	Pct.	TP	Avg.
1987-88	32	56	125	44.8	0	4	00.0	43	61	70.5	55	4.8
1989-90	30	116	244	47.5	32	63	50.8	54	76	71.1	318	10.6
1990-91	33	159	330	48.2	13	45	28.9	77	97	79.4	408	12.4
1991-92	31	202	375	53.9	13	39	33.3	137	168	81.6	554	17.9
Totals	126	533	1074	48.6	58	151	38.4	311	402	75.7	1435	11.4



11 - CHARLIE YELVERTON - 1,372 Points

Year	G	FGM	FGA	Pct.	FTM	FTA	Pct.	TP	Avg.
1968-69	26	111	262	42.2	91	135	67.4	313	12.0
1969-70	25	146	351	41.6	91	133	68.4	383	15.3
1970-71	29	271	573	47.3	134	193	69.4	676	23.3
Totals	80	528	1186	43.7	316	461	68.4	1372	16.7



12 - BOB MELVIN - 1,323 Points

Year	G	FGM	FGA	Pct.	FTM	FTA	Pct.	TP	Avg.
1960-61	23	172	423	41.0	87	124	70.0	431	18.7
1961-62	24	161	408	39.0	115	170	68.0	437	18.2
1962-63	26	177	406	43.0	101	139	74.0	455	17.5
Totals	73	510	1237	41.0	303	433	70.6	1323	18.1




1,000 Point Scorers



12 - BILL LANGHELD - 1,323 Points

Year	G	FGM	FGA	Pct.	FTM	FTA	Pct.	TP	Avg.
1965-66	24	159	397	40.0	68	102	66.6	386	16.0
1966-67	25	192	473	40.4	98	151	64.9	482	19.2
1967-68	27	184	439	41.9	87	129	67.4	455	16.9
Totals	76	535	1309	40.8	253	382	66.3	1323	17.4



14 - DAVID MAXWELL - 1,278 Points

Year	G	FGM	FGA	Pct.	FTM	FTA	Pct.	TP	Avg.
1979-80	25	77	197	39.0	47	85	55.2	201	8.0
1980-81	28	116	258	44.9	104	151	68.8	336	12.0
1981-82	29	106	260	40.8	89	120	74.2	301	10.4
1982-83	30	159	321	49.5	122	173	70.5	440	14.7
Totals	87	381	839	45.1	315	444	71.2	1278	12.4



15 - TONY McINTOSH - 1,238 Points

Year	G	FGM	FGA	Pct.	FTM	FTA	Pct.	TP	Avg.
1981-82	17	16	38	42.1	16	24	66.7	48	2.8
1982-83	30	78	174	44.8	66	83	79.5	222	7.4
1983-84	34	128	267	47.9	120	146	82.2	376	11.1
1984-85	31	232	465	49.9	128	148	86.5	592	19.1
Totals	112	454	944	46.2	330	401	78.7	1238	10.1



16 - DARRYL BROWN - 1,233 Points

Year	G	FGM	FGA	Pct.	FTM	FTA	Pct.	TP	Avg.
1972-73	28	131	258	50.8	61	94	64.9	323	11.5
1973-74	25	167	322	51.9	96	150	64.0	430	17.2
1974-75	24	179	312	57.4	122	175	69.7	480	20.0
Totals	77	477	892	53.4	279	419	66.2	1233	16.2




17 - MICHAEL HAYNES - 1,228 Points

Year	G	FGM	FGA	Pct.	3PT	3PTA	Pct.	FTM	FTA	Pct.	TP	Avg.
2000-01	20	42	147	.286	12	61	.197	15	27	.556	111	5.6
2001-02	22	79	216	.366	26	84	.310	23	40	.575	207	9.4
2002-03	27	153	380	.403	47	136	.346	56	89	.629	409	15.1
2003-04	27	189	417	.453	50	135	.370	73	129	.566	501	18.6
Totals	96	463	1160	.399	135	416	.325	167	285	.586	1228	12.8



18 - JASON HARRIS - 1,218 Points

Year	G	FGM	FGA	Pct.	3PT	3PTA	Pct.	FTM	FTA	Pct.	TP	Avg.
1997-98	27	56	174	32.2	35	166	30.2	14	19	73.7	161	6.0
1998-99	27	102	268	38.1	67	186	36.0	35	52	67.3	306	11.5
1999-00	28	134	334	40.1	93	238	39.8	66	83	79.0	427	15.2
2000-01	29	103	299	34.4	79	238	33.2	39	56	69.6	324	11.2
Totals	111	395	1075	36.7	274	828	33.1	154	210	73.3	1218	11.0



19 - STEVE SAMUELS - 1,182 Points

Year	G	FGM	FGA	Pct.	FTM	FTA	Pct.	TP	Avg.
1980-81	28	55	127	43.3	22	46	47.8	132	4.7
1981-82	23	39	80	48.8	15	26	57.7	93	4.0
1983-84	34	206	407	50.6	85	126	67.5	497	14.6
1984-85	31	189	418	45.2	82	132	62.1	460	14.8
Totals	116	489	1032	47.0	204	330	58.8	1182	9.5



1,000 Point Scorers




20 - JERMAINE ANDERSON - 1,178 Points

Year	G	FGM	FGA	Pct.	3PT	3PTA	Pct.	FTM	FTA	Pct.	TP	Avg.
2002-03	20	56	135	41.5	32	80	40.0	22	32	68.8	166	8.3
2003-04	22	50	118	42.4	20	59	33.9	25	36	69.4	145	6.6
2004-05	29	122	296	41.2	73	184	39.7	51	63	81.0	368	12.7
2005-06	32	159	371	42.9	89	215	41.4	92	108	85.2	499	15.6
Totals	103	387	920	42.1	214	538	39.8	190	239	79.5	1178	11.4




21 - JIM MANHARDT - 1,147 Points

Year	G	FGM	FGA	Pct.	FTM	FTA	Pct.	TP	Avg.
1961-62	24	172	427	40.0	157	194	81.0	501	20.9
1962-63	26	149	296	50.0	59	82	73.0	357	13.7
1963-64	19	114	246	46.0	61	89	68.0	289	15.2
Totals	69	435	969	45.3	277	365	74.0	1147	16.6




22 - JOHN STEVENS - 1,128 Points

Year	G	FGM	FGA	Pct.	FTM	FTA	Pct.	TP	Avg.
1962-63	26	122	246	50.0	95	153	62.0	339	13.0
1963-64	19	88	240	36.0	107	183	59.0	283	14.9
1964-65	27	172	377	45.0	162	240	67.0	506	18.7
Totals	72	382	863	43.7	364	576	62.7	1128	15.5



23 - JOHN BRADY - 1,119 Points

Year	G	FGM	FGA	Pct.	FTM	FTA	Pct.	TP	Avg.
1956-57	26	117	282	41.5	85	124	68.5	319	12.3
1957-58	25	143	319	44.8	83	122	68.0	369	14.8
1958-59	25	161	365	44.1	109	164	66.4	431	17.2
Totals	76	421	966	43.6	277	410	67.6	1119	14.7



24 - DAMON LOPEZ - 1,101 Points

Year	G	FGM	FGA	Pct.	3PT	3PTA	Pct.	FTM	FTA	Pct.	TP	Avg.
1988-89	28	53	111	47.7	0	0	00.0	47	76	61.8	153	5.5
1989-90	32	144	239	60.3	0	1	00.0	78	108	72.2	364	11.4
1990-91	33	205	333	61.6	0	1	00.0	174	234	74.4	584	17.7
Totals	93	402	683	56.5	0	2	00.0	299	418	69.5	1101	11.5



25 - GERRY SMITH - 1,079 Points

Year	G	FGM	FGA	Pct.	FTM	FTA	Pct.	TP	Avg.	
1946-47		Stats not available								447
1947-48	23	128			88	140	62.9	342	15.0	
1948-49	24	115			60			290	12.1	
Totals								1,079		




26 - DAN LYONS - 1,077 Points

Year	G	FGM	FGA	Pct.	FTM	FTA	Pct.	TP	Avg.
1951-52	25	89	283	32.0	25	43	60.0	203	8.1
1952-53	26	111	376	30.0	70	103	68.0	292	11.2
1953-54	24	Stats not available							
1954-55	27	91	290	31.0	98	143	68.5	280	10.4
Totals	102							1077	10.6



1,000 Point Scorers




27 - DAN O'SULLIVAN - 1,073 Points

Year	G	FGM	FGA	Pct.	3PT	3PTA	Pct.	FTM	FTA	Pct.	TP	Avg.
1986-87	18	11	21	52.4	0	0	00.0	6	13	46.2	28	1.6
1987-88	33	125	220	56.8	0	0	00.0	72	108	66.7	322	9.8
1988-89	29	108	238	45.4	0	1	00.0	96	140	68.6	312	10.8
1989-90	33	162	331	48.9	0	1	00.0	89	154	57.8	411	12.5
Totals	113	406	810	50.9	0	2	00.0	277	415	66.7	1073	8.7



28 - DUD TONGAL - 1,062 Points

Year	G	FGM	FGA	Pct.	FTM	FTA	Pct.	TP	Avg.
1978-79	29	143	296	48.3	61	86	70.9	347	12.0
1979-80	27	81	166	48.7	46	78	58.9	208	7.6
1980-81	28	90	169	53.2	83	108	76.8	263	9.5
1982-83	25	96	187	51.3	52	68	76.5	244	9.8
Totals	109	410	818	50.4	242	340	70.8	1062	9.7



29 - SANFORD JENKINS - 1,052 Points

Year	G	FGM	FGA	Pct.	3PT	3PTA	Pct.	FTM	FTA	Pct.	TP	Avg.
1988-89	29	70	152	46.1	0	1	0.0	27	36	75.0	167	5.8
1989-90	33	112	241	46.5	0	1	0.0	32	58	55.1	256	7.8
1990-91	32	126	244	51.6	0	2	0.0	15	28	53.6	267	8.3
1991-92	31	158	321	49.2	0	1	0.0	46	72	63.9	362	11.7
Totals	125	466	958	48.6	0	5	0.0	120	194	61.9	1052	8.4




30 - FRED CHRIST - 1,037 Points

Year	G	FGM	FGA	Pct.	FTM	FTA	Pct.	TP	Avg.
1949-50	27	107	293	36.5	69	110	62.7	283	10.5
1950-51	27	143	433	33.0	126	196	64.0	412	15.3
1951-52	25	125	404	31.0	92	138	67.0	342	13.6
Totals	79	375	1130	33.1	287	444	64.6	1037	13.1



31 - DAVID BUCKNER - 1,027 Points

Year	G	FGM	FGA	Pct.	3PT	3PTA	Pct.	FTM	FTA	Pct.	TP	Avg.
1989-90	16	3	18	16.7	0	0	00.0	2	2	1.000	8	0.5
1990-91	33	160	384	41.7	81	189	42.9	45	65	69.0	390	11.8
1991-92	30	57	184	31.0	46	137	33.6	7	18	38.9	167	5.6
1992-93	31	160	400	40.0	68	209	32.5	74	111	66.7	462	14.9
Totals	110	380	986	32.4	195	535	36.4	128	196	68.9	1027	8.2



32 - BILL MAINOR - 1,024 Points

Year	G	FGM	FGA	Pct.	FTM	FTA	Pct.	TP	Avg.
1968-69	26	100	209	47.8	53	63	84.1	253	9.7
1969-70	25	142	340	41.8	79	108	73.1	363	14.5
1970-71	29	166	385	43.1	76	94	80.9	408	14.1
Totals	80	408	934	44.2	208	265	79.4	1024	12.8



33 - BILL CARLSON - 1,019 Points

Year	G	FGM	FGA	Pct.	FTM	FTA	Pct.	TP	Avg.
1949-50	25	118	268	44.0	73	120	56.2	309	12.4
1950-51	27	156	396	39.4	103	163	63.2	415	15.4
1951-52	25	110	297	37.0	75	129	58.0	295	11.8
Totals	77	384	961	40.0	251	412	60.9	1019	13.2



The Records


Jim Manhardt



Darryl Brown



Bevon Robin




Year-by-Year Scoring Average Leaders

Year	Player	G	FGM	FGA	PPG
1947-48	Gerry Smith	23	128		15.0
1948-49	Gerry Smith	24	115		12.1
1949-50	Bill Carlson	25	118	268	12.4
1950-51	Bill Carlson	25	143	366	15.2
1951-52	Fred Christ	25	125	404	13.6
1952-53	Ed Conlin	26	176	437	18.2
1953-54	Ed Conlin	26	233	512	22.4
1954-55	Ed Conlin	27	242	563	25.0
1955-56	Jim Cunningham	25	164	371	19.1
1956-57	Jim Cunningham	26	197	456	24.6
1957-58	Jim Cunningham	24	198	365	24.0
1958-59	John Brady	25	161	315	17.2
1959-60	Pat O'Donnell	26	126	290	13.7
1960-61	Bob Melvin	23	172	423	18.7
1961-62	Jim Manhardt	24	172	427	20.9
1962-63	Bob Melvin	26	177	406	17.5
1963-64	Jim Manhardt	19	114	246	15.2
1964-65	John Stevens	27	172	377	18.7
1965-66	Len Zandy	25	133	414	17.3
1966-67	Bill Langheld	25	192	473	19.2
1967-68	Bill Langheld	27	184	439	16.9
1968-67	Charlie Yelverton	26	111	262	12.0
1969-70	Charlie Yelverton	25	146	351	15.3
1970-71	Charlie Yelverton	29	271	573	23.3
1971-72	Ken Charles	27	230	524	21.2
1972-73	Ken Charles	28	275	607	24.3
1973-74	Darryl Brown	25	167	322	17.2
1974-75	Darryl Brown	24	179	312	20.0
1975-76	Stan Frankoski	25	137	294	13.4
1976-77	John O'Neill	26	161	331	15.3
1977-78	Paul Williams	26	150	250	14.8
1978-79	Dud Tongal	29	143	296	12.0
1979-80	Bill Calhoun	28	121	232	12.0
1980-81	David Maxwell	28	116	258	12.0
1981-82	David Maxwell	29	106	260	10.4
1982-83	David Maxwell	30	159	321	14.7
1983-84	Steve Samuels	34	206	407	14.6
1984-85	Tony McIntosh	31	232	465	19.1
1985-86	Joe Paterno	30	145	305	12.4
1986-87	Joe Franco	30	146	303	13.5
1987-88	Joe Paterno	33	197	362	14.7
1988-89	Joe Paterno	29	208	440	20.0
1989-90	Andre McClendon	32	187	478	17.3
1990-91	Damon Lopez	33	205	333	17.7
1991-92	Fred Herzog	31	202	375	17.9
1992-93	Dave Buckner	31	160	400	14.9
1993-94	Sherwin Content	27	157	297	15.7
1994-95	Ryan Hunter	27	158	314	15.1
1995-96	Darren Deschryver	27	88	180	8.9
1996-97	Maurice Curtis	14	76	141	14.9
1997-98	Bevon Robin	27	161	383	18.3
1998-99	Bevon Robin	27	145	364	17.0
1999-00	Bevon Robin	27	133	173	15.7
2000-01	Bevon Robin	29	128	328	14.3
2001-02	Smush Parker	28	153	353	16.5
2002-03	Michael Haynes	27	153	380	15.1
2003-04	Michael Haynes	27	189	417	18.6
2004-05	Bryant Dunston	29	154	296	14.9
2005-06	Bryant Dunston	32	174	325	16.1
2006-07	Marcus Stout	30	146	268	15.3
2007-08	Bryant Dunston	29	165	314	15.5
2008-09	Jio Fontan	28	149	390	15.3
2009-10	Chris Gaston	28	190	423	18.0
2010-11	Chris Gaston	28	178	381	15.9




Year-by-Year Field Goal % Leaders


Year	Player	G	FGM	FGA	PPG
1949-50	Bill Carlson	25	118	268	44.0
1950-51	Bill Carlson	25	143	366	39.1
1951-52	Mike Keane	24	57	148	38.5
1952-53	Allen Larkin	26	109	245	44.5
1953-54	Ed Conlin	26	235	512	45.9
1954-55	Ed Conlin	27	242	563	43.0
1955-56	Bob Reese	24	120	256	46.9
1956-57	Bill McCadney	26	127	293	43.3
1957-58	Jim Cunningham	24	198	365	54.2
1958-59	Ed DeGroat	24	105	222	47.3
1959-60	Bill Larkin	21	60	135	44.4
1960-61	Dee Maynard	20	32	69	46.4
1961-62	Bill Sheridan	24	89	171	52.0
1962-63	Bill Sheridan	26	96	185	52.0
1963-64	Joe Frangipane	20	73	130	56.2
1964-65	Bruse Brodbeck	25	89	178	50.0
1965-66	Len Zandy	25	188	414	44.2
1966-67	Pat Raferty	25	115	248	46.3
1967-68	Bob Kellert	27	154	311	49.5
1968-69	John Burik	26	94	191	49.2
1969-70	John Zanzalari	24	88	165	53.3
1970-71	Charlie Yelverton	29	271	573	47.3
1971-72	Tom Sullivan	27	103	210	49.0
1972-73	Darryl Brown	28	131	258	50.8
1973-74	Darryl Brown	25	167	322	51.9
1974-75	Darryl Brown	24	179	312	57.4
1975-76	Rich Dunphy	26	94	191	49.2
1976-77	John O'Neil	26	161	331	48.6
1977-78	Paul Williams	26	150	250	60.0
1978-79	Dud Tongal	29	143	296	48.3
1979-80	Bill Calhoun	28	121	232	52.1
1980-81	Ed Bona	28	105	195	53.8
1981-82	Ed Bona	29	90	147	61.2
1982-83	Mark Murphy	30	100	193	51.8
1983-84	Dave Roberson	33	145	282	51.4
1984-85	Tony McIntosh	31	232	465	49.9
1985-86	Tom Parrotta	30	106	199	68.8
1986-87	Frank Williams	30	112	193	58.0
1987-88	Dan O'Sullivan	33	125	220	56.8
1988-89	Joe Paterno	29	208	440	47.3
1989-90	Damon Lopez	32	144	239	60.3
1990-91	Damon Lopez	33	205	333	61.6
1991-92	Fred Herzog	31	202	375	53.9
1992-93	Sherwin Content	31	150	290	51.7
1993-94	Sherwin Content	27	157	297	52.9
1994-95	John Henry	28	109	189	57.7
1995-96	John Henry	27	89	170	52.4
1996-97	Dustin Berrien	27	114	260	43.8
1997-98	Maurice Curtis	27	166	320	51.9
1998-99	Alejandro Olivares	27	146	306	47.7
1999-00	Duke Freeman-McKamey	29	135	245	55.1
2000-01	Duke Freeman-McKamey	28	122	234	52.1
2001-02	Jeff McMillan	28	124	235	52.8
2002-03	Glenn Batemon	28	105	208	50.5
2003-04	Mushon Ya'akosi	28	72	149	48.3
2004-05	Bryant Dunston	29	154	296	52.0
2005-06	Bryant Dunston	32	174	325	53.5
2006-07	Bryant Dunston	30	146	268	54.5
2007-08	Sebastian Greene	29	91	164	55.5
2008-09	Chris Bethel	19	79	171	46.2
2009-10	Chris Gaston	28	190	423	44.9
2010-11	Chris Gatson	28	178	381	46.7



Mushon Ya'akosi



John Henry




Damon Lopez




The Records


Mike Murphy



Mark Jarrell-Wright



Jermaine Anderson




Year-by-Year Free Throw % Leaders

Year	Player	G	FGM	FGA	PPG
1947-48	John Bach	23	96	146	65.7
1949-50	Fred Christ	27	69	110	62.7
1950-51	Bill Carlson	25	95	149	63.8
1951-52	Ed Conlin	25	42	61	68.9
1952-53	Ed Conlin	26	120	162	74.1
1953-54	Ed Conlin	24	112	170	65.9
1954-55	Bill Lyons	27	86	107	80.4
1955-56	Bill Cunningham	25	150	206	72.8
1956-57	William McCadney	26	90	112	80.4
1957-58	John Andariese	24	47	66	71.2
1958-59	Pat O'Donnell	25	85	105	80.9
1959-60	Pat O'Donnell	26	104	135	77.0
1960-61	Ray McGovern	23	60	75	80.0
1961-62	Jim Manhardt	24	157	194	80.9
1962-63	Bill Sheridan	26	75	98	76.5
1963-64	Wayne McGuirt	20	57	70	81.4
1964-65	Joe Frangipane	27	62	76	81.6
1965-66	Len Zandy	25	68	85	80.0
1966-67	Pat Raferty	25	167	206	81.0
1967-68	Frank McLaughlin	27	91	117	77.8
1968-69	Bill Mainor	26	53	63	84.1
1969-70	Bill Mainor	25	79	108	73.1
1970-71	Bill Mainor	29	76	94	80.9
1971-72	Bart Woytowicz	27	89	117	76.1
1972-73	Frank Heyward	28	74	93	79.6
1973-74	Kevin Brown	23	67	82	81.7
1974-75	Kevin Fallon	25	52	71	73.2
1975-76	Stan Frankoski	25	61	74	66.7
1976-77	Tom Kavanagh	26	45	52	86.5
1977-78	Tom Kavanagh	26	33	38	86.8
1977-78	Paul Williams	26	86	111	77.5
1978-79	Bill Lombardi	29	39	52	75.0
1979-80	Mark Murphy	27	56	71	78.8
1980-81	Mark Murphy	28	80	94	85.1
1981-82	Jerry Hobbie	28	64	73	87.7
1982-83	Jerry Hobbie	24	58	72	80.6
1983-84	Tony McIntosh	34	120	146	82.2
1984-85	Tony McIntosh	31	128	148	86.5
1985-86	Eric Brooks	30	79	100	79.0
1986-87	Greg Pedro	30	58	73	79.4
1987-88	Joe Paterno	33	88	110	80.0
1988-89	Jean Prioleau	29	76	89	85.4
1989-90	Jean Prioleau	33	90	105	85.7
1990-91	Jay Fazande	33	55	69	79.7
1991-92	Fred Herzog	31	137	168	81.6
1992-93	Jay Fazande	30	132	163	81.0
1993-94	Rob Baxter	27	64	74	86.5
1994-95	Ryan Hunter	27	72	88	81.8
1995-96	Dustin Berrien	27	44	60	73.3
1996-97	Maurice Curtis	14	56	74	75.7
1997-98	Scott Harmatuk	27	52	61	85.2
1998-99	Bevon Robin	27	119	142	83.8
1999-00	Scott Harmatuk	24	53	60	88.3
2000-01	Bevon Robin	29	109	134	81.3
2001-02	Smush Parker	28	100	137	73.0
2002-03	Mark Jarrell-Wright	27	51	73	69.9
2003-04	Derrick Breland	26	38	51	74.5
2004-05	Jermaine Anderson	29	51	63	81.0
2005-06	Jermaine Anderson	32	92	108	85.2
2006-07	Bryant Dunston	30	132	188	70.2
2007-08	Marcus Stout	29	61	84	72.6
2008-09	Mike Moore	28	65	83	78.3
2009-10	Brenton Butler	28	117	144	81.3
2010-11	Brenton Butler	28	82	98	83.7




Year-by-Year 3-Point Field Goal % Leaders (Min. one made/game)


Year	Player	G	3-PT FGM	3-PT FGA	PCT.
1986-87	Greg Pedro	30	50	106	47.1
1987-88	Mark Taylor	33	31	69	44.9
1988-89	Andre McClendon	29	35	93	37.6
1989-90	Fred Herzog	30	32	63	50.8
1990-91	Dave Buckner	33	81	189	42.9
1991-92	Dave Buckner	30	46	137	33.6
1992-93	Jay Fazande	30	34	65	52.3
1993-94	Derek Molis	27	62	163	38.0
1994-95	Rob Baxter	24	33	97	34.0
1995-96	Rob Baxter	27	27	65	41.5
1996-97	Ray Carroll	27	32	113	28.3
1997-98	Bevon Robin	27	61	159	38.4
1998-99	Scott Harmatuk	24	24	56	42.9
1999-00	Jason Harris	28	93	238	39.1
2000-01	Jason Harris	29	79	238	33.2
2001-02	Smush Parker	28	57	174	32.8
2002-03	Drew Williamson	28	29	74	39.2
2003-04	Michael Haynes	27	50	135	37.0
2004-05	Jermaine Anderson	29	73	184	39.7
2005-06	Jermaine Anderson	32	89	215	41.4
2006-07	Brenton Butler	30	49	114	43.0
2007-08	Marcus Stout	29	73	210	34.8
2008-09	Jio Fontan	28	31	94	33.0
2009-10	Brenton Butler	28	58	194	29.9
2010-11	Branden Frazier	28	55	162	34.0



Jason Harris



Jay Fazande






Rob Baxter

YEAR-BY-YEAR ASSIST LEADERS

Year	Player	G	ASST.	APG
1969-70	Charlie Yelverton	25	74	3.0
1974-75	Darryl Brown	25	145	5.8
1977-78	Bill Lombardi	26	82	3.2
	Kevin White	26	82	3.2
1978-79	Kevin White	29	129	4.4
1979-80	David Maxwell	25	84	3.4
1980-81	David Maxwell	28	123	4.4
1981-82	David Maxwell	29	107	3.7
1982-83	Tony McIntosh	30	97	3.2
1983-84	Tony McIntosh	34	143	4.2
1984-85	Jerry Hobbie	31	180	5.8
1985-86	Eric Brooks	30	96	3.2
1986-87	Greg Pedro	30	99	3.3
1987-88	Mark Taylor	33	136	4.1
1988-89	Jean Prioleau	29	130	4.5
1989-90	Jean Prioleau	33	140	4.2
1990-91	Mike Rice	32	152	4.8
1991-92	Jay Fazande	30	168	5.6
1992-93	Jay Fazande	30	188	6.3
1993-94	Rob Baxter	27	180	6.7
1994-95	Billy Lovett	28	102	3.6
1995-96	Billy Lovett	26	73	2.8
1996-97	Billy Lovett	24	94	3.9
1997-98	Bevon Robin	27	102	3.8
1998-99	Bevon Robin	27	96	3.6
1999-00	Teremun Johnson	29	124	4.3
2000-01	Bevon Robin	29	148	5.1
2001-02	Smush Parker	28	125	4.5
2002-03	Jermaine Anderson	28	70	2.5
2003-04	Derrick Breland	26	73	2.6
2004-05	Kevin Anderson	29	101	3.5
2005-06	Jermaine Anderson	32	109	3.4
2006-07	Kevin Anderson	30	121	4.0
2007-08	Marcus Stout	29	85	2.9
2008-09	Jio Fontan	28	132	4.7
2009-10	Brenton Butler	28	68	2.4
2010-11	Brenton Butler	28	91	3.3



The Records



Year-by-Year Rebounding Leaders

Year	Player	G	REB	RPG
1950-51	Fred Christ	25	465	18.6
1951-52	Bill Carlson	25	352	14.1
1952-53	Ed Conlin	26	612	23.5
1953-54	Ed Conlin	24	417	17.4
1954-55	Ed Conlin	27	578	21.4
1955-56	Bill McCadney	25	295	11.8
1956-57	Bill McCadney	26	294	11.3
1957-58	Bill McCadney	24	379	15.8
1958-59	John Andariese	25	237	9.5
1959-60	John Coalmon	26	296	11.4
1960-61	Bob Melvin	23	220	9.6
1961-62	Bob Melvin	24	190	7.9
1962-63	John Stevens	26	319	12.3
1963-64	John Stevens	19	193	10.1
1964-65	John Stevens	27	405	15.0
1965-66	Joe Frangipane	25	262	10.4
1966-67	Dennis Witkowski	25	219	8.7
1967-68	Dennis Witkowski	25	219	8.7
1968-69	John Zanzalari	27	180	6.7
1969-70	Charlie Yelverton	25	161	6.4
1970-71	Charlie Yelverton	29	349	12.0
1971-72	Bart Woytowicz	27	229	8.5
1972-73	Darryl Brown	28	242	8.6
1973-74	Darryl Brown	25	273	10.9
1974-75	Daryl Brown	24	292	14.8
1975-76	Kevin Collins	24	168	7.0
1976-77	John O'Neil	26	147	5.7
1977-78	Paul Williams	26	187	7.2
1978-79	Dud Tongal	29	172	5.9
1979-80	Ed Bona	28	195	6.9
1980-81	Ed Bona	28	161	5.7
1981-82	David Maxwell	29	139	4.8
1982-83	David Maxwell	30	211	7.0
1983-84	Steve Samuels	34	268	7.9
1984-85	Steve Samuels	31	202	6.5
1985-86	Joe Paterno	30	133	4.4
1986-87	Frank Williams	30	182	6.1
1987-88	Tom Parrotta	33	202	6.1
1988-89	Dan O'Sullivan	29	215	7.4
1989-90	Damon Lopez	32	328	10.3
1990-91	Damon Lopez	33	313	9.5
1991-92	Sanford Jenkins	31	271	8.7
1992-93	Sherwin Content	31	176	5.7
1993-94	Sherwin Content	27	213	7.9
1994-95	John Henry	28	200	7.1
1995-96	John Henry	27	164	6.1
1996-97	Maurice Curtis	14	102	7.3
1997-98	Maurice Curtis	27	223	8.3
1998-99	Alejandro Olivares	27	158	5.9
1999-00	Duke Freeman-McKamey	29	233	8.0
2000-01	Jeff McMillan	26	202	7.8
2001-02	Jeff McMillan	28	214	7.6
2002-03	Michael Haynes	27	215	8.0
2003-04	Michael Haynes	27	200	7.4
2004-05	Bryant Dunston	29	250	8.6
2005-06	Bryant Dunston	32	242	7.6
2006-07	Bryant Dunston	30	217	7.2
2007-08	Bryant Dunston	29	284	9.8
2008-09	Chris Bethel	19	123	6.5
2009-10	Chris Gaston	28	319	11.4
2010-11	Chris Gaston	28	316	11.3




The Records

Year-by-Year Block Leaders


Year	Player	G	BLOCKS	BPG
1977-78	Ty Holloway	26	14	0.5
1978-79	Dud Tongal	29	72	2.5
1979-80	Dud Tongal	27	41	1.5
1980-81	Dud Tongal	28	46	1.6
1981-82	Dud Tongal	25	58	2.3
1982-83	Ed Bona	18	21	1.2
1983-84	Steve Samuels	34	20	0.6
1984-85	Steve Samuels	31	19	0.6
1985-86	James Robinson	29	12	0.4
1986-87	Joe Franco	30	23	0.8
1987-88	Tom Parrotta	33	12	0.4
1988-89	Damon Lopez	28	67	2.4
1989-90	Damon Lopez	32	91	2.8
1990-91	Damon Lopez	33	100	3.0
1991-92	Sanford Jenkins	31	43	1.4
1992-93	Sherwin Content	31	48	1.5
1993-94	Sherwin Content	27	42	1.6
1994-95	Darren Deschryver	28	38	1.4
1995-96	Darren Deschryver	27	22	0.8
1996-97	Connie Mack	26	23	0.9
1997-98	Maurice Curtis	27	20	0.7
1998-99	Steve Canal	26	18	0.7
1999-00	Duke Freeman-McKamey	29	28	1.0
2000-01	Duke Freeman-McKamey	28	28	1.0
2001-02	Duke Freeman-McKamey	24	21	0.9
2002-03	Glenn Batemon	28	24	0.9
2003-04	Mushon Ya'akosi	28	23	0.8
2004-05	Bryant Dunston	29	67	2.3
2005-06	Bryant Dunston	32	75	2.3
2006-07	Bryant Dunston	30	71	2.4
2007-08	Bryant Dunston	29	79	2.7
2008-09	Jacob Green	20	35	1.8
2009-10	Chris Gaston	28	50	1.8
2010-11	Kervin Bristol	28	53	1.9

Year-by-Year Steals Leaders


Year	Player	G	STEALS	SPG
1977-78	Ty Holloway	26	30	1.2
1978-79	Kevin White	29	38	1.3
1979-80	David Maxwell	25	33	1.3
1980-81	David Maxwell	28	49	1.8
1981-82	David Maxwell	29	55	1.9
1982-83	David Maxwell	30	66	2.2
1983-84	Jerry Hobbie	31	66	2.1
1985-86	Joe Paterno	30	40	1.3
1986-87	Joe Paterno	30	39	1.3
1987-88	Dan O'Sullivan	33	73	2.2
1988-89	Jean Prioleau	29	56	1.9
1989-90	Jean Prioleau	33	58	1.8
1990-91	Damon Lopez	33	66	2.0
1991-92	Jean Prioleau	31	74	2.4
1992-93	Jay Fazande	30	55	1.8
1993-94	Rob Baxter	27	38	1.4
1994-95	David Mascia	27	52	1.4
1995-96	Dustin Berrien	27	36	1.3
1996-97	Dustin Berrien	27	33	1.2
1997-98	Bevon Robin	27	45	1.7
1998-99	Jason Harris	27	54	2.0
1999-00	Jason Harris	28	78	2.8
2000-01	Jason Harris	29	71	2.4
2001-02	Smush Parker	28	64	2.3
2002-03	Mark Jarrell-Wright	27	46	1.7
2003-04	Mark Jarrell-Wright	20	52	2.6
2004-05	Kevin Anderson	29	47	1.6
2005-06	Kevin Anderson	32	40	1.3
2006-07	Marcus Stout	30	49	1.6
2007-08	Sebastian Greene	29	30	1.0
2008-09	Jio Fontan	28	33	1.2
2009-10	Chris Gaston/Alberto Estwick	28	26	0.9
2010-11	Chris Gaston	28	26	0.9



Darren Deschryver



David Maxwell



Damon Lopez




The Records

Charlie Yelverton



Bill Langheld



Marcus Stout

SCORING

GAME

1. 46 Charlie Yelverton
at Rochester 12/30/70
- 46 Ken Charles
vs. St. Peter's 1971-72
3. 44 Bill Langheld vs. Manhattan
at MSG 3/2/67
4. 42 Ed Conlin vs. Adelphi 12/1/53
5. 41 Ken Charles vs.
Massachusetts 12/4/72

SEASON

1. 679 Ken Charles 1972-73
2. 676 Charlie Yelverton 1970-71
3. 675 Ed Conlin 1954-55
4. 639 Jim Cunningham 1956-57
5. 627 Jim Cunningham 1957-58

SCORING AVERAGE

CAREER

1. 22.9 Jim Cunningham 1955-58
2. 20.0 Ken Charles 1970-73
3. 18.1 Bob Melvin 1960-63
4. 17.8 Ed Conlin 1951-55
5. 17.4 Bill Langheld 1965-68

FIELD GOALS MADE

GAME

1. 20 Charlie Yelverton
at Rochester 12/30/70
2. 17 Bill Langheld vs. Manhattan 1/27/72
3. 15 Ed Conlin vs. Adelphi 12/1/53
4. 14 Jim Cunningham vs. Rutgers 3/5/58
- 14 Dan Lyons at Syracuse 1/16/54
- 14 Bob Melvin at URI 12/10/60
- 14 David Mascia at Holy Cross 2/2/94

SEASON

1. 275 Ken Charles 1972-73
2. 271 Charlie Yelverton 1970-71
3. 242 Ed Conlin 1954-55
4. 232 Tony McIntosh 1984-85
5. 230 Ken Charles 1970-71

CAREER

1. 708 Ed Conlin 1951-55
2. 688 Ken Charles 1970-73
3. 682 Joe Paterno 1985-89
4. 639 Bryant Dunston 2004-08
5. 584 Marcus Stout 2004-08
6. 575 Jim Cunningham 1955-58
7. 566 Bevon Robin 1997-2001

FIELD GOALS ATT.

GAME

1. 32 Ken Charles vs. So. Carolina
1/2/72
2. 30 Bill Langheld vs. Manhattan 2/2/67
3. 28 Len Zandy vs. Wagner 2/26/66
- 28 Dan Lyons at Syracuse 1/16/54
- 28 Bob Melvin at URI 12/10/60

SEASON

1. 607 Ken Charles 1972-73
2. 573 Charlie Yelverton 1970-71
3. 563 Ed Conlin 1954-55
4. 524 Ken Charles 1971-72
5. 512 Ed Conlin 1953-54

CAREER

- 1.1670 Ed Conlin 1951-55
- 2.1536 Ken Charles 1970-73
- 3.1439 Marcus Stout 2004-08
- 4.1399 Bevon Robin 1997-2001
- 5.1392 Joe Paterno 1985-89
- 6.1309 Bill Langheld 1965-68

FIELD GOAL PCT.

SEASON

1. .616 Damon Lopez 1990-91
2. .612 Ed Bona 1981-82
3. .603 Damon Lopez 1989-90
4. .600 Paul Williams 1977-78
5. .574 Darryl Brown 1974-75

CAREER

1. .589 Damon Lopez 1988-91
2. .540 Darryl Brown 1971-75
3. .526 Sherwin Content 1990-94
4. .496 Fred Herzog 1987-92
5. .490 Joe Paterno 1985-89



THREE POINT FG'S

- GAME**
- 10 Jason Harris vs. Quinnipiac, 12/21/99
 - 8 Greg Pedro vs. LaSalle 3/7/88
 - 8 Chris DiMascio at Jacksonville 12/26/96
 - 8 Jason Harris vs. Charlotte 11/17/01
 - 7 Jean Prioleau vs. Seton Hall 11/29/90
 - 7 Andre McClendon at Tennessee 12/29/89
 - 7 Andre McClendon at Holy Cross 2/10/90
 - 7 Derek Molis at Arizona 12/28/93
 - 7 Chris DiMascio at Temple 2/17/96

SEASON

- 96 Andre McClendon 1989-90
- 93 Jason Harris 1999-00
- 89 Jermaine Anderson 2005-06
- 81 Dave Buckner 1990-91
- 79 Jason Harris 2000-01
- 75 Chris DiMascio 1996-97
- 74 Marcus Stout 2006-07
- 73 Jermaine Anderson 2004-05
- Marcus Stout 2007-08
- 71 Jean Prioleau 1990-91

CAREER

- 274 Jason Harris 1997-2001
- 259 Marcus Stout 2004-08
- 232 Brenton Butler 2006-11
- 214 Bevon Robin 1997-2001
- 214 Jermaine Anderson 2005-06
- 195 Dave Buckner 1989-93
- 177 Jean Prioleau 1988-92
- 138 Andre McClendon 1986-90

THREE PT. FG ATT.

- GAME**
- 19 Chris DiMascio at Jacksonville 12/28/96
 - 17 Jason Harris at Siena 12/23/01
 - 16 Jason Harris vs. Quinnipiac 12/21/99
 - 14 Chris DiMascio at Temple 2/17/96
 - 14 Jason Harris at Connecticut 12/12/99
 - 13 Jean Prioleau at Notre Dame 11/15/90
 - 13 Andre McClendon at Tenn. 12/29/90
 - 13 Bevon Robin vs. LIU 12/4/99
 - 13 Marcus Stout vs. Saint Joe's 1/5/05
 - 13 Jermaine Anderson at La Salle 2/6/05

SEASON

- 246 Andre McClendon 1989-90
- 238 Jason Harris 1999-00
- 238 Jason Harris 2000-01
- 215 Jermaine Anderson 2005-06
- 210 Marcus Stout 2007-08
- 209 Dave Buckner 1992-93
- 196 Marcus Stout 2006-07
- 189 Dave Buckner 1990-91
- 186 Jean Prioleau 1990-91
- 186 Jason Harris 1998-99

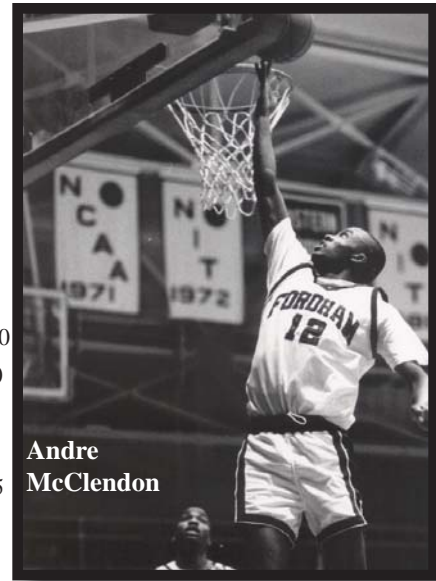
CAREER

- 778 Jason Harris 1997-2001
- 718 Marcus Stout 2004-08
- 693 Brenton Butler 2006-
- 670 Bevon Robin 1997-2001
- 542 Dave Buckner 1989-93
- 538 Jermaine Anderson 2002-06
- 483 Jean Prioleau 1988-92
- 378 Andre McClendon 1986-90


FREE THROWS MADE

GAME


- 19 Jim Cunningham vs. Niagara 2/16/57
- 17 Fred Herzog at Lehigh 3/8/92
- 17 Jim Cunningham vs. NYU 2/20/57
- 17 Ken Charles vs. UMass 2/4/72
- 16 Jim Cunningham at Cincinnati 12/21/56



Andre McClendon



Dave Buckner



Greg Pedro



The Records



Tony McIntosh

SEASON

1. 245	Jim Cunningham	1956-57
2. 199	Jim Cunningham	1957-58
3. 191	Ed Conlin	1954-55
4. 174	Damon Lopez	1990-91
5. 167	Pat Raftery	1966-67

CAREER

1. 594	Jim Cunningham	1955-58
2. 513	Bryant Dunston	2004-08
3. 472	Ed Conlin	1951-55
4. 435	Bevon Robin	1997-2001
5. 381	Joe Paterno	1985-89
6. 364	John Stevens	1962-65

FREE THROWS ATT.

GAME

1. 25	Jim Cunningham vs. NYU, 2/20/57
2. 23	Jim Cunningham vs. Niagara, 2/16/57
3. 21	Fred Herzog at Lehigh, 3/8/92
4. 18	Jim Cunningham at Cincinnati 12/21/56
5. 17	Ken Charles vs. UMass 2/4/72

SEASON

1. 327	Jim Cunningham	1956-57
2. 280	Jim Cunningham	1957-58
3. 249	Ed Conlin	1954-55
4. 240	John Stevens	1964-65
5. 234	Damon Lopez	1990-91

CAREER

1. 813	Jim Cunningham	1955-58
2. 762	Bryant Dunston	2004-08
3. 655	Ed Conlin	1951-55
4. 576	John Stevens	1962-65
5. 534	Bevon Robin	1997-2001
6. 524	Joe Paterno	1985-89

FREE THROW PCT.

SEASON

1. .877	Jerry Hobbie	1981-82
2. .865	Tony McIntosh	1984-85
3. .857	Jean Prioleau	1989-90
4. .855	David Mascia	1993-94
5. .852	Jermaine Anderson	2005-06

CAREER

1. .822	Tony McIntosh	1981-85
2. .821	Jean Prioleau	1988-92
3. .815	Jerry Hobbie	1981-85
.815	Bevon Robin	1997-2001
4. .806	Mark Murphy	1979-83
5. .795	Jermaine Anderson	2002-06
6. .785	Bill Mainor	1968-71

REBOUNDS

GAME

1. 36	Ed Conlin vs. Colgate 2/4/53
2. 32	Ed Conlin vs. NYU 2/26/55
32	Ed Conlin vs. Army 1/24/53
4. 31	Ed Conlin vs. Villanova 2/5/55
31	Ed Conlin vs. St. Peter's 1/10/53

SEASON

1. 612	Ed Conlin	1952-53
2. 578	Ed Conlin	1954-55
3. 417	Ed Conlin	1953-54
4. 405	John Stevens	1964-65
5. 400	Dan Lyons	1962-63

REBOUND AVERAGE

CAREER

1.18.2	Ed Conlin	1951-55
2.12.7	John Stevens	1962-65
3.12.5	Bill McCadney	1955-58
4.10.4	Darryl Brown	1971-75
5.10.1	Dan Lyons	1951-55


ASSISTS

GAME

1. 15	Jerry Hobbie vs. La Salle 12/28/84
2. 14	Rob Baxter vs. Army 2/9/94
14	Kevin Brown vs. CCNY 12/18/74
3. 13	Jay Fazande vs. Colgate 1/11/92
13	Jay Fazande vs. Holy Cross 2/3/93
5. 12	Jay Fazande vs. Xavier 1/5/91
12	Mark Taylor vs. Army 1/28/88
12	Jay Fazande vs. St. John's 12/10/92



David Mascia



Jerry Hobbie



SEASON

1. 188	Jay Fazande	1992-93
2. 180	Rob Baxter	1993-94
180	Jerry Hobbie	1984-85
4. 168	Jay Fazande	1991-92
5. 161	Jack Burik	1970-71

CAREER

1. 548	Jay Fazande	1989-93
2. 453	Jean Prioleau	1988-92
3. 443	Bevon Robin	1997-2001
4. 416	Dave Maxwell	1979-83
5. 382	Rob Baxter	1991-96

BLOCKS

GAME

1. 10	Damon Lopez vs. Lehigh 1/16/91
10	Damon Lopez vs. Army 2/13/90
10	Dud Tongal vs. Brandeis 2/19/79
4. 8	Damon Lopez vs. Navy 11/25/89
8	Damon Lopez vs. Manhattan 1/20/90

SEASON

1. 100	Damon Lopez	1990-91
2. 91	Damon Lopez	1989-90
3. 79	Bryant Dunston	2007-08
4. 75	Bryant Dunston	2005-06
5. 72	Dud Tongal	1978-79
6. 71	Bryant Dunston	2006-07
7. 67	Damon Lopez	1988-89
67	Bryant Dunston	2004-05
8. 58	Dud Tongal	1981-82

CAREER

1. 294	Bryant Dunston	2004-08
2. 258	Damon Lopez	1988-91
3. 217	Dud Tongal	1978-82
4. 111	Sanford Jenkins	1988-92
5. 108	Ed Bona	1979-83
6. 104	Sherwin Content	1990-94

STEALS

GAME

1. 9	Jason Harris at Holy Cross 11/27/99
2. 8	Joe Paterno vs. Seton Hall 1/19/88
8	Jason Harris at Siena 12/23/01
3. 7	Jason Harris at Tulane 11/17/99
7	Jerry Hobbie vs. LaSalle 12/28/84
7	Damon Lopez vs. Holy Cross 1/26/91
7	Dustin Berrien vs. Fairfield 1/9/96
4. 6	Jason Harris vs. LIU 12/4/99
6	Jason Harris vs. Manhattan 12/8/99
6	Jay Fazande vs. Colgate 1/11/92
6	Jean Prioleau vs. Canisius 2/23/90
6	Damon Lopez vs. Iona 1/23/90
6	Joe Paterno vs. Manhattan 2/22/89
6	Jean Prioleau vs. Navy 2/6/89
6	Jerry Hobbie at Temple 12/5/81

SEASON

1. 78	Jason Harris	1999-00
2. 75	Jerry Hobbie	1984-85
3. 74	Jean Prioleau	1991-92
4. 71	Jason Harris	2000-01
5. 66	Dave Maxwell	1982-83
66	Jerry Hobbie	1983-84
66	Damon Lopez	1990-91

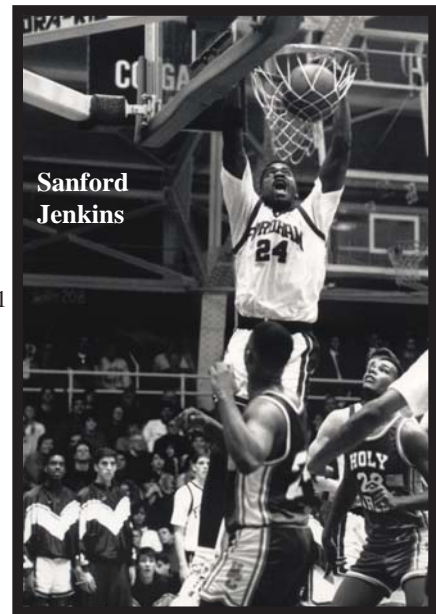
CAREER

1. 261	Jerry Hobbie	1981-85
2. 251	Jean Prioleau	1988-92
3. 227	Jason Harris	1997-2001
4. 217	Dave Maxwell	1979-83
5. 189	Joe Paterno	1985-89

GAMES PLAYED

CAREER

1. 126	Fred Herzog	1987-92
126	Jean Prioleau	1988-92
3. 125	Sanford Jenkins	1988-92
125	Don McCormick	1982-86
5. 124	Frank Williams	1983-87
124	G. Lonnie Jones	1983-87



Sanford Jenkins

SEASON AVERAGES 20 PLUS POINTS PER GAME

1. 25.1	Jim Cunningham	1957-58
2. 25.0	Ed Conlin	1954-55
3. 24.5	Jim Cunningham	1956-57
4. 24.3	Ken Charles	1972-73
5. 23.4	Ed Conlin	1953-54
6. 23.3	Charlie Yelverton	1970-71
7. 21.1	Ken Charles	1971-72
8. 20.8	Jim Manhardt	1961-62
9. 20.0	Darryl Brown	1974-75
20.0	Joe Paterno	1988-89

15 PLUS REBOUNDS PER GAME

1. 23.5	Ed Conlin	1952-53
2. 21.4	Ed Conlin	1954-55
3. 17.3	Ed Conlin	1953-54
4. 15.5	Dan Lyons	1952-53
5. 15.0	John Stevens	1964-65



The Records

MOST WIN/LOSSES

MOST WINS

1. 26 1970-71
2. 25 1990-91
3. 24 1918-19
4. 21 1951-52
5. 20 1913-14, '26-27, '89-90

MOST LOSSES

1. 26 2002-03, 2009-10
2. 23 1995-96
3. 22 1978-79
4. 21 1997-98, 1996-97, 1976-77, 2010-11
5. 18 1977-78, 1959-60

MOST POINTS FOR

GAME

1. 128 at Rochester, 12/30/70 (128-72)
2. 119 at Yale 12/1/71 (119-82)
3. 110 vs. Quinnipiac 12/21/99 (110-73)
3. 109 at Rhode Island 2/11/71 (109-61)
3. 109 vs. Mercy 11/29/88 (109-61)
5. 108 vs. St. Peter's 1/20/73 (108-98)

SEASON

1. 2518 1970-71
2. 2473 1990-91
2. 2473 1989-90
4. 2319 1986-87
5. 2285 1983-84


MOST POINTS AGAINST

GAME

1. 114 Boston College 2/4/78
2. 112 Maryland 1/21/74
3. 111 Arizona 12/28/93
4. 110 Rhode Island 2/11/97
5. 109 Syracuse 1/21/78
5. 109 Holy Cross 2/27/88

SEASON

1. 2327 1990-91
2. 2325 1989-90
3. 2314 1986-87
4. 2287 2000-01
5. 2243 1983-84



Joe Paterno

HIGHEST AVERAGE

SEASON

1. 86.8 1970-71
2. 78.4 1971-72 and 1958-59
4. 77.3 1986-87 and 1957-58

WIDEST WINNING MARGIN

1. 56 FU 128 Rochester 72 12/30/70
2. 49 FU 105 Adelphi 56 '53-54
3. 48 FU 109 Mercy 61 11/29/88
4. 44 FU 88, NJIT 44 12/8/07
5. 43 FU 100, Tufts 57 1/8/82
6. 42 FU 101, Army 59 3/1/89

WIDEST LOSING MARGIN

1. 65 Williams 77, FU 12 (1/16/09)
2. 57 Wesleyan 76, FU 19 (1/5/07)
3. 48 Xavier 108, FU 60 (1/31/10)
4. 47 Syracuse 109, FU 62 (2/20/78)
5. 45 Army 84, FU 39 '45-46
6. 41 St. John's 97, FU 56 (1/11/78)

MOST POINTS TWO TEAMS

1. 211 Duquesne 111, FU 100 (3/5/10)
2. 208 Yale 106, FU 102 (OT) (12/4/79)
3. 207 Boston Col. 114, at FU 93 (12/4/78)
4. 206 FU 108, St. Peter's 98 (1/20/73)
5. 201 FU 119, at Yale 92 (12/1/71)
6. 201 FU 129, at Rochester 72 (12/30/70)

FEWEST POINTS TWO TEAMS

1. 17 FU 10, Belmont Abbey 7 1902-03
2. 20 Brooklyn Poly. 13, FU 7 1903-04
- 20 FU 11, Silent Five 9 1904-05

SINCE 1925

1. 30 Manhattan 16, FU 14 1933-34
2. 33 Manhattan 19, FU 14 1928-29

MOST FIELDS GOALS

GAME

1. 55 at Yale 12/1/72
2. 54 at Rochester 12/30/70
3. 45 vs. Lafayette 12/12/70
4. 45 vs. Mercy 11/28/88
5. 44 vs. Navy 11/24/90



SEASON

1. 992 1970-71
2. 907 1989-90
3. 893 1990-91
4. 851 1971-72
5. 844 1972-73

MOST FG ATTEMPTED

GAME

1. 97 at Yale, 12/1/71
2. 95 at Rochester 12/30/71
3. 92 at Yale 12/5/73
4. 86 at Colgate 1/7/95
5. 81 at Mercy 11/28/88

SEASON

1. 2190 1970-71
2. 1996 1989-90
3. 1969 1972-73
4. 1880 1949-50
5. 1837 1950-51

MOST 3-PT. FG MADE


GAME

1. 15 at La Salle, 2/6/05
2. 14 vs. Temple 1/602
 - 14 vs. Quinnipiac 12/21/99
 - 14 vs. Iona 12/18/96
3. 13 at William & Mary 12/30/03
 - 13 vs. La Salle 3/3/04
 - 13 vs. Charlotte 11/17/00
 - 13 vs. La Salle (3/1/06)

SEASON

1. 239 2005-06
2. 232 1999-2000
3. 209 2003-04
4. 192 2002-03
5. 189 2004-05
6. 184 2000-01
7. 182 2010-11
8. 176 1990-91

Bevon Robin became the first Ram to lead the team in scoring four straight years.



MOST FREE THROWS

GAME

1. 39 vs. Lehigh 2/13/93
2. 36 vs. Holy Cross 2/4/89
 - 36 vs. Yale 12/4/68
4. 35 at Boston College 2/11/67
 - 33 vs. Syracuse (Mdls.) 12/12/81

SEASON

1. 619 1956-57
2. 607 1983-84
3. 582 1958-59
4. 565 1984-85
5. 534 1970-71

MOST FREE THROWS ATT.

GAME

1. 46 vs. Lehigh 2/13/93
2. 45 vs. St. Francis 12/2/95
 - 45 at Fairfield (12/14/05)
3. 43 vs. Yale 12/4/63
4. 42 at Army 1/28/95
 - 42 vs. Lafayette 2/11/95
 - 42 vs. Holy Cross 3/4/95
 - 41 at Syracuse (Mdls.) 12/12/81
 - 41 at Holy Cross 2/4/89
 - 41 at Xavier 1/5/91

SEASON

1. 883 1983-84
2. 859 1956-57
3. 777 1992-93
4. 738 1990-91
5. 736 1986-87

HIGHEST FG PCT.

GAME

1. .804 vs. Fairfield 2/27/84
2. .737 at Army 1/31/89
3. .692 vs. Georgetown 2/23/74
4. .640 at Rhode Island 2/11/71
5. .632 at Yale 12/1/71

SEASON

1. .485 1990-91
2. .484 1980-81
3. .483 1986-87
4. .480 1984-85
5. .477 1981-82

HIGHEST FREE THROW PCT.

GAME

(Min. 15 attempts)

1. 1.000 at Georgetown 2/9/77
2. 1.000 vs. South Carolina 3/20/71
3. .950 at Rutgers 1/25/68
4. .936 at Holy Cross 12/22/81
5. .924 at Boston College 2/11/67



The Records

MOST REBOUNDS

GAME

1. 73 vs. Wagner 2/26/66
2. 68 vs. Iona 2/3/65
3. 67 vs. Roanoke 12/2/68

SEASON

1. 1809 1952-53
2. 1602 1951-52
3. 1334 1990-91
4. 1285 1989-90
5. 1261 1967-68

HIGHEST REB. AVG.

SEASON

1. 69.6 1952-53
2. 64.1 1951-52
3. 47.6 1965-66
4. 46.7 1967-68
5. 44.8 1962-63

MOST ASSISTS

SEASON

1. 553 1990-91
2. 527 1989-90
3. 495 1987-88
3. 495 1991-92
5. 453 1970-71
- 453 1999-00

MOST BLOCKS

SEASON

1. 195 1989-90
2. 160 1990-91
3. 123 2004-05
- 123 2006-07
4. 122 1978-79
5. 120 1980-81
- 120 2005-06

MOST STEALS

SEASON

1. 350 1981-82
2. 313 1990-91
3. 279 1991-92
4. 261 2000-01
5. 257 1999-00

FORDHAM STREAKS

LONGEST WINNING


24 GAMES: Started Feb. 1, 1928 with a 42-33 win at Holy Cross. Ended with a 35-12 loss to NYU at the 102nd Regiment Army on Feb. 23, 1929.

LONGEST LOSING

22 GAMES: Started December 13, 2009 with a 73-56 loss at St. John's. Ended with a 69-51 win over Sacred Heart on November 15, 2010.

LONGEST HOME WINNING

25 GAMES: Started February 25, 1967 with a 61-54 win over Iona. Ended December 17, 1969 with an 80-69 overtime loss to Columbia.



TOP TEN CROWDS OVERALL AND AT ROSE HILL OVERALL

ATT.	OPPONENT	SITE	DATE
1. 20,218	Brigham Young	Marriott Center	12/11/82
2. 19,694	Iona	MSG	12/29/84
3. 19,591	DePaul	MSG	2/25/89
3. 19,591	Marquette	MSG	2/25/71
5. 19,560	Notre Dame	MSG	2/18/71
6. 18,000	W. Kentucky	MSG (NIT)	3/43
7. 17,004	Syracuse	Carrier Dome	11/27/82
8. 16,848	St. John's	MSG	12/28/84
9. 16,128	New Mexico	The Pit	12/30/81
10. 15,115	Tennessee	Thompson-Boling Arena	12/29/89

ROSE HILL

ATT.	OPPONENT	DATE
1. 4,460	Massachusetts (NIT)	3/19/91
2. 4,386	Holy Cross	2/26/91
3. 4,384	LaSalle	1/27/90
4. 4,326	Princeton	1/2/71
5. 4,295	Army	'68-69
6. 4,180	Holy Cross	2/4/69
7. 3,991	N.Y.U.	2/27/71
8. 3,943	Holy Cross	2/9/71
9. 3,835	Seton Hall	'68-69
10. 3,572	Temple	1/16/71

NOTE: Three crowds of over 6,000 were reported in the late 1920's when temporary stands were installed.



RAMS AT ROSE HILL

Fordham University's Rose Hill Gym is entering its 86th season of use by the men's and women's basketball programs, making it the oldest home facility on the Division I level. The Rams have posted a known record of 584-320 at Rose Hill Gym, with winning records in 70 of the 85 seasons. Rose Hill Gym earned the nickname "The Prairie" when it opened because of its large surface, when bleachers were only located on the sides of the court. It has undergone three renovations in its history, the last coming in 2002. The gym has been in continuous use since its opening, except for the World War II years, when it was used as a barracks.

ROSE HILL GYM QUICK FACTS

FIRST GAME: January 16, 1925
SCORE: Fordham 46, Boston College 16
REFEREE: Frankie Frisch
ORIGINAL CAPACITY: 6,000 plus (including standing room)
CURRENT CAPACITY: 3,200
ROSE HILL RECORD: 584-320(.646)


RAMS AT ROSE HILL SINCE 1967-68

1967-68	11-0	1.000
1968-69	11-0	1.000
1969-70	4-3	.571
1970-71	9-1	.900
1971-72	6-2	.750
1972-73	4-2	.667
1973-74	3-4	.429
1974-75	6-2	.750
1975-76	5-3	.625
1976-77	3-6	.333
1977-78	7-3	.700
1978-79	6-9	.400
1979-80	5-7	.417
1980-81	11-1	.917
1981-82	8-1	.889
1982-83	7-3	.700
1983-84	5-4	.556
1984-85	8-1	.889
1985-86	6-2	.750
1986-87	4-4	.500
1987-88	8-4	.667
1988-89	9-3	.750
1989-90	8-3	.744
1990-91	12-1	.923
1991-92	7-4	.636
1992-93	11-4	.733
1993-94	9-3	.750
1994-95	5-9	.357
1995-96	3-9	.250
1996-97	4-9	.308
1997-98	4-7	.364
1998-99	7-4	.636
1999-00	6-5	.545
2000-01	7-6	.538
2001-02	6-5	.545
2002-03	1-13	.071
2003-04	5-7	.417
2004-05	9-4	.692
2005-06	8-4	.667
2006-07	11-3	.786
2007-08	7-7	.500
2008-09	2-13	.133
2009-10	2-11	.154
2010-11	6-10	.375

ROSE HILL RECORDS

Individual			
Most Points	42	Ed Conlin vs. Adelphi	1953-54
Most Points, Opponent:	37	Julius Erving, Massachusetts	1969-70
Most Field Goals:	15	Ed Conlin vs. Adelphi	1953-54
Most Field Goals Att.:	28	Len Zandy vs. Wagner	1965-66
Most Free Throws:	19	Jim Cunningham vs. Niagara	1956-57
Most Free Throws Att.:	25	Jim Cunningham vs. Niagara	1956-57
Most Rebounds:	36	Ed Conlin vs. Colgate	1952-53
Most Assists:	14	Rob Baxter vs. Army	1993-94
	14	Kevin Brown vs. CCNY	1973-74
Most Blocks:	10	Damon Lopez vs. Lehigh	1990-91
Most Steals:	7	Damon Lopez vs. Holy Cross	1990-91

Team			
Most Points:	110	vs. Quinnipiac College	1999-00
Most Points Against:	114	by Boston College	1977-78
Most Field Goals:	45	vs. Mercy College	1988-89
Most Field Goals Att.:	91	vs. N.Y.U.	1970-71
Most Free Throws:	39	vs. Lehigh	1992-93
Most Free Throws Att:	46	vs. Lehigh	1992-93
Highest Field Goal Pct.:	.628	vs. Xavier	1990-91




Rams in the Pros

Rams in the Professional Ranks

(All are NBA teams except where listed.)

Alessandro Acquaviva (G): Italy (2004-)
Jermaine Anderson (G): Poland, Germany, Croatia (2006-07, 2009-) Canada (2007-08), Germany (2008-09); Russia (2010-11); Montenegro (2011-)
John Bach (F): Boston Celtics (1948-49)
Chris Bethel (F): Dominican Republic (2010-11)
Brenton Butler (G): Germany (2011-)
Ryan Carr (F): Sweden (2005-06)
Ken Charles (F): Buffalo Braves (1973-76); Atlanta Hawks (1976-78);
Fred Christ: New York Knicks (1954-55)
Ed Conlin (F): Syracuse Nats (1955-59); Detroit Pistons (1959-60); Philadelphia Warriors (1960-62)
Darren Deschryver (F): Long Island (U.S.B.L.)(1996); Croatia (1996-99)
Bryant Dunston (F): Mobis, South Korea (2008-10); Greece (2010-11); Israel (2011-)
Jay Fazande (G): Ireland (1997-99)
Bob Fitzgerald (F): Toronto (1946-47); New York (1946-47); Rochester Royals (1948-49)
Duke Freeman-McKamey (F): NBDL; ABA; Italy; Argentina; Mexico; Latvia
Nick Gianopoulos (G): Greece (1997-2002)
Sebastian Greene (F): BBC Bayreuth, Germany (2008-)
Scott Harmatuk (G): Brooklyn (U.S.B.L.) (1999-00)
Jason Harris (G): France (2001-02)
Michael Haynes (F): Israel (2004-05); Spain (2005-06); Poland (2006-07); France (2007-08), Germany (2008-10); South Korea (2010-11); Iowa (NBDL)(2010-11); Belgium (2011-)
Fred Herzog (F): Long Island (U.S.B.L.); Sioux Falls (C.B.A.) (1992-2004)
Jerry Hobbie (G): Westchester, Jersey (U.S.B.L.) (1986-88)
Sanford Jenkins (F): Austria (1997-99)
Arseni Kuchinsky (G): Belarus (2001-)
Damon Lopez (F): Jersey (U.S.B.L.); Raleigh (G.B.A.); Omaha (C.B.A.); Westchester (U.S.B.L.) (1991-99)
Albert Lucas (G): Sheyboygan (1945-48); Boston 1948-49)
Connie Mack (F): Mexico (1998-00)
Tony McIntosh (G): Jersey (U.S.B.L.) (1986-88)
Robert Mullins (F): New York (1945-46); Toronto (1946-47)
Robert Murphy (F): New York (1945-46)

Dan O'Sullivan (F): Utah Jazz (1990-91); New Jersey Nets (1992-93); Milwaukee Bucks (1992-93); Detroit Pistons (1993-94); Toronto Raptors (1995-96); Italy (1990-99); Grand Rapids, Omaha (C.B.A.); Louisville (G.B.A.)
Smush Parker (G): Cleveland Cavaliers (2002-03); Detroit Pistons (2004-05); Phoenix (2004-05); Los Angeles Lakers (2005-07); Miami Heat (2007-08)
Jean Prioleau (G): Long Island (U.S.B.L.); Yakima (C.B.A.); Sioux Falls (C.B.A.); Italy (1992-98)
John Pugh (F): Australia (2001)
Gerald Rizzo (F): Syracuse (1945-49)
Bevon Robin (G): Greece (2001-02)
Bill Sheridan (F): Holland (1964-67)
Marcus Stout (G): Oberwart, Austria (2008-10); England (2010-11)
Dennis Witkowski: Pittsburgh Pipers (A.B.A.) (1970-71)
Mushon Ya'akosi (F): Israel (2005-10)
Charlie Yelverton (F): Portland Trailblazers (1971-73)



Ken Charles, a member of the Fordham University Athletic Hall of Fame, was selected by the Buffalo Braves in the third round of the 1973 draft.



Fordham University Athletic Hall of Famer Ed Conlin was drafted by the Syracuse Nationals in 1955.

FORDHAM N.B.A. DRAFT PICKS

NAME	TEAM	YEAR
John Bach	Boston Celtics	1948
Bill Carlson	Fort Wayne Pistons	1952
Ed Parchinski	Rochester Royals	1954
Ed Conlin	Syracuse Nationals	1955
Jim Cunningham	Boston Celtics-third round	1958
Bill Langheld	Boston Celtics-12th round	1958
Frank McLaughlin	New York Knicks-tenth round	1969
Charlie Yelverton	Portland Trailblazers-second round	1971
Bill Mainor	New York Knicks-sixth round	1971
Tom Sullivan	New York Knicks-ninth round	1972
Ken Charles	Buffalo Braves-third round	1973
Darryl Brown	Boston Celtics-fifth round	1975
Ed Bona	Phoenix Suns-sixth round	1983
David Maxwell	San Diego Clippers-ninth round	1983



Award Winners

ALL-MAAC

- 1982: Ed Bona, Dave Maxwell,
Dud Tongal
1983: Mike Cooper, Dave Maxwell
1984: Tony McIntosh, Dave Roberson,
Steve Samuels
1985: Tony McIntosh,
Steve Samuels
1986: Joe Paterno (Second)
1987: Greg Pedro (Second)
1988: Joe Paterno (First)
Tom Parrotta (Second)
1989: Joe Paterno (First)
1990: Andre McClendon (Second)

ALL-PATRIOT LEAGUE

- 1991: Damon Lopez (First)
Jean Prioleau (Second)
1992: Fred Herzog (First)
Sanford Jenkins (Second)
Jean Prioleau (Second)
1994: Sherwin Content (First)
David Mascia (Second)
1995: Ryan Hunter (Second)
Billy Lovett (All-Rookie)

ALL-ATLANTIC 10

- 1999: Bevon Robin (Second Team)
2000: Bevon Robin (Third Team)
2001: Jason Harris (All-Defensive)
2002: Smush Parker (Second Team)
2003: Michael Haynes (Third Team)
2005: Bryant Dunston (Second Team)
2006: Bryant Dunston (First Team)
Jermaine Anderson (Second Team)
2007: Bryant Dunston (Second Team)
Marcus Stout (Hon.Mention)
2008: Bryant Dunston (Second Team)
2011: Chris Gaston (Honorable Mention)

PATRIOT LEAGUE PLAYER OF THE YEAR

- 1991: Damon Lopez

ATLANTIC 10 ROOKIE OF THE YEAR

- 1998: Bevon Robin
2005: Bryant Dunston
2010: Chris Gaston

ATLANTIC 10 MOST IMPROVED PLAYER

- 1999: Alejandro Olivares
2000: Duke Freeman-McKamey

ATLANTIC 10 ALL-ROOKIE TEAM

- 1998: Bevon Robin
2001: Jeff McMillan
2005: Bryant Dunston, Marcus Stout
2009: Jio Fontan
2010: Chris Gaston

HAGGERTY AWARD WINNERS

Presented by the Metropolitan Basketball Writers to the area's outstanding player

Ed Conlin	1954, 1955	Charlie Yelverton	1971
Jim Cunningham	1958	Tom Sullivan	1972


MET AREA ROOKIE OF THE YEAR (Presented to the area's top freshman/newcomer)

Joe Paterno	1986	Chris Gaston	2010
Bryant Dunston	2005		

FORDHAM ALL-AMERICAS

Frank Dougherty	1927-28
Bob Mullens	1942-43
Ed Conlin	1954-55
	1955-56
Jim Cunningham	1957-58
Charlie Yelverton	1970-71
Ken Charles	1971-72
George Zambetti	1971-72
Darryl Brown	1974-75
Dave Maxwell	1980-81

NOTE: All players were either first, second or honorable mention Associated Press all-Americans, except DARRYL BROWN and GEORGE ZAMBETTI who were GTE/CoSIDA Academic All-Americans.



Darryl Brown was named Academic All-American in 1974-75.



The History

THE COACHING ALUMNI

FORDHAM ALUMNI CURRENTLY HEAD OR ASSISTANT MEN'S COACHES IN COLLEGE OR PROFESSIONAL BASKETBALL

Name		TEAM/SCHOOL
P.J. Carlesimo, '71	Asst.	New Jersey Nets
Jon Giacobbe '06	Asst.	Adelphi University
Jerry Hobbie '85	Asst.	Southern Methodist
Tom Parrotta '88	Head	Canisius College
Jean Prioleau '92	Asst.	University of Colorado
Mike Rice '91	Head	Rutgers

Jerry Hobbie is an assistant coach at Southern Methodist University



Mike Rice is currently the head coach at Rutgers University.



Tom Parrotta is currently the head coach at Canisius College.

Rams on National Television Since 1980

'80-81	St. John's 80, Fordham 69	NBC
'81-82	Fordham 79, Syracuse 78	ESPN
	Iona 45, Fordham 41	ESPN
	Fordham 65, N. Dame 50	WGN
'83-84	Iona 59, Fordham 52	NBC
'84-85	Iona 57, Fordham 54	ESPN
'87-88	LaSalle 79, Fordham 70	ESPN
'88-89	DePaul 62, Fordham 61	WGN
'89-90	DePaul 51, Fordham 38	WGN
	LaSalle 71, Fordham 61	ESPN
'90-91	Notre Dame 56, Fordham 46	ESPN
	Fordham 84, Holy Cross 81	ESPN
	St. Francis (Pa.) 70, Fordham 64	ESPN
'91-92	S.W. Missouri 61, Fordham 48	ESPN
	Fordham 70, Bucknell 65	ESPN
	UMass 85, Fordham 58	CBS
'95-96	GW 77, Fordham 62	ESPN2
'96-97	Rhode Island 110, Fordham 72	ESPN2
'97-98	Duquesne 89, Fordham 79	ESPN2
'98-99	Fordham 71, Duquesne 52	ESPN2
'99-00	Fordham 73, St. Bonaventure 68	ESPN2
'00-01	Fordham 76, St. Bonaventure 67	ESPN2
'00-01	Massachusetts 85, Fordham 59	ESPN
'05-06	Charlotte 81, Fordham 75	ESPN
'06-07	Massachusetts 74, Fordham 59	ESPN
'06-07	Fordham 58, Richmond 55	CSTV
'06-07	Xavier 71, Fordham 56	CSTV
'07-08	Temple 58, Fordham 50	CSTV
'07-08	Fordham 76, Massachusetts 72	ESPN2
'08-09	GW 87, Fordham 62	CBS College

All-Time Lettermen

THE FOLLOWING IS FORDHAM'S CURRENT ALL-TIME ROSTER. THERE ARE GAPS IN THE EARLIER YEARS SINCE LITTLE WRITTEN MATERIAL EXISTS. ANY INQUIRIES FOR ADDITIONS CAN BE MADE THROUGH THE SPORTS MEDIA RELATIONS OFFICE. (Note: Captains in Bold)

--A--

Ed Abele..... 1946-50
 Alessandro Acquaviva 2000-04
 Oghogho Agbonkpolo (Ayo)..... 1990
 Fahro Alihodzic..... 2009-2011
 Jim Allen..... 1981, 1983-85
 Don Altomare..... 1957-59
JOHN ANDARIESE 1957-60
JERMAINE ANDERSON 2002-06
 Kevin Anderson 2004-08
 Frank Andrews 1961-64
MIKE AMGLIM..... 1928-30
 Bill Anton..... 1960-62
KEN APONTE 1997-01
 Frank Ascione 1958-60
 Brett Ayers..... 1990-'95


--B--

GEORGE BABICH 1940-43
 John Bach..... 1943-47
 Hector Baez..... 1975-76
 Ed Baghinzet..... 1955-57
 Bill Baisley..... 1949-51
 Michael Balestra (Mgr.) 1994-98
 Doug Bantum 1985-89
JOHN BARRETT 1912-14
 Glenn Batemon 2001-03
ROB BAXTER 1991-'96
 John Beale..... 1937-39
 Matt Beck 2006-10
DUSTIN BERRIEN 1995-97
 Chris Bethel 2005-09
 Michael Binns 2004-08
 John Blackgrove..... 2002-04
 Dan Blaine 2003-07
 Trey Blue..... 2008-09
 Zak Boisvert (Mgr.) 2006-10
ED BONA..... 1979-83
 Doug Booth..... 1979-81
 David Boykin..... 2006-07
JOHN BRADY 1957-59
 Alfred Brassel 1937-39
 Steve Breen 1987-90
 Derrick Breland..... 2003-05
 Ed Brembs..... 1942-43
 Tom Brennan (Mgr.) 2000-03
 Tom Breslin..... 1949-51
BRUCE BRODBECK..... 1963-66
 Eric Brooks 1983-87
DARRYL BROWN 1972-75
 Kevin Brown..... 1973-76
 Dave Buckner..... 1989-93
JOHN BURIK 1968-71
 Ashanti Burke 2002-03
 Paul Buscardi 1964-65
BRENTON BUTLER 2006-1011

--C--

Steve Cain 1969-72
BILL CALHOUN..... 1979-82
STEVE CANAL 1998-02
 John Carbone 1946-47
 John Cariglin..... 1953-55
 Bill Carlson 1949-52
 Kevin Carlesimo 1973-76
 Peter "P.J." Carlesimo 1969-71
 Ryan Carr 2001-05
 Johnny Carroll..... 1940-42
 Ray Carroll..... 1995-00
 Rich Casey 1961-62
 Mike Cashman 1955-57
 Frank Cassell 1936-37
BOB CASSOU..... 1967-70
 Dan Castro (Mgr.) 2003-04
VIN CAVANAUGH..... 1924-27
 Tony Censullo 1980-81


KEN CHARLES..... 1970-73
 Nick Checovich..... 2009-10
FRED CHRIST 1949-52
 Felix Ciampa..... 1949-50
 Vic Cichanowicz 1938-40
HERBIE CLANN..... 1946-47
 Kevin Cloutier (Mgr.) 1996-98
JOHN COALMON 1959-61
 Sal Coalman 1960-61
 Tony Colagreco 1976-77
 Kevin Collins 1972-76
 Paul Colleran..... 1964-65
 James Comerford 1931-32
 Gerry Condon..... 1972-73
ED CONLIN..... 1951-54
 Jim Connors 1952-55
 John Conroy 1930-31
SHERWIN CONTENT..... 1990-94



Bart Woytowicz grabs a rebound under outstretched arms of Marquette's Gary Brell in one of the most memorable match-ups in Fordham basketball history. The second-ranked Marquette Warriors topped the 11th-ranked Rams, 85-80, at Madison Square Garden. The 1970-71 team went on to appear in the NCAA Tournament.



All-Time Lettermen



G. Lonnie Jones

Brandyn Cooper 2001-04
 Mike Cooper 1979-83
 Nestor Cora 1973-74
 Mike Costello (Mgr.) 1988-91
 Kevin Cousins 1967-70
 Vin Cox 1956-59
 Ken Crusius 1967-69
 Tony Criscuolo 1963-66
 Bob Croke 1941-42
 Jim Cronin 1967-68
JIM CUNNINGHAM 1951-53
JAMES CURTAIN 1902-03
 Maurice Curtis 1996-98
BUD CULLOTON 1918-21

--D--

Tom Dagg 1948-49
 Dick Daggan 1950-51
 Jack Daley 1935-37
 Ed Danowski 1932-33
RICHARD DAVIS 1936-38
 Travis Debnam 1981-83
 Ed De Groat 1956-59
 Victor Del Guercio 1935-36
JOE DEMPSEY 1959-62
TONY DePHILLIPS 1934-36
 Darren Deschryver 1991-'96
 John DeSio (Mgr.) 1997-00
Luke Devine 2005-09
 Carlos DiCenta 1984-86
 Joe DiGilio 1949-50
 Doug Dillon (Mgr.) 1993-96
CHRIS DIMASCIO 1995-98

Gene Doherty 1947-50
 Patrick R. Dooley (Mgr.) 1987-91
 Dave Dougherty 1948-49
ED DOUGHERTY 1927-29
 Walter Douglas 1972-74
 Craig Dowell 1977-81
 Vin Drake 1952-53
CREIGHTON DRURY 1935-37
 John Duffy (Mgr.) 2000-03
RICH DUNPHY 1975-77
BRYANT DUNSTON 2004-08

--E--

Chris Edwards 1983-85
 Charlie Ellwood (Mgr.) 1978-80

--F--

Kevin Fallon 1974-76
TOM FALLON 1921-22
 Pat Farrell (Mgr.) 1995-99
JAY FAZANDE 1989-93
 R. J. Feliciano 1992-93
 Mike Fitzgerald 1962-65
RICH FITZGERALD 1940-42
 Mike Fiumerelli 1961-62
JOHN FLANAGAN 1912-13
 Bill Fleming 1933-34
 John Fogarty 1934-36
 Jio Fontan 2008-10
 Donald Forrester 1928-29
TONY FOUST 1978-82
 Bobby Frain 1992-93
 Joe Franco 1983-87


Joe Frangipane 1963-66
STAN FRANKOSKI 1973-76
DUKE FREEMAN-McKAMEY.. 1998-02
 Richard Fritzsche 1934-36

--G--

Mike Gallagher 1987-88
 Amy Gaskin (Mgr.) 1998-01
 Bob Gebhardt 1942-43
 Jon Giacobbe 2003-06
NICK GIANOPOULOS 1990-94
 Bernard Gifford 2010-11
 Rich Goggin 1966-68
 Robert Goldstein 1946-47
 Khiry Gordon 2009-11
 Ed Gonzales 1945-46
DAN GRAHAM 1942, 1946-47
 Ed Grainger 1924-25
 Matt Grayhack 2010-11
GREG GRIFFIN 1997-99
 Paul Griswold 1971-73
 Jacob Green 2008-11
 Sebastian Greene 2004-08
 John Guthrie 1937-39

--H--

Ken Haggerty 1942-43
 Don Haig 1955-56
 Tom Hammill 1949-51
 Ed Hand 1948-49
 Michael Hanley 1963-64
 John Harley 1932-33
SCOTT HARMATUK 1996-00
 Nora Harrington (Mgr.) 1994-98
JASON HARRIS 1997-01



Ryan Hunter



All-Time Lettermen



Joe McGowan

BOB HASSMILLER	1937-39
John Hayes	1931-32
Robert Hayes	1964-65
William Hayes	1950-51
Ernie Hayes	1955-56
MICHAEL HAYNES	2000-04
Lou Healey	1923-24
JOHN HENRY	1991-96
FRED HERZOG	1987-92
Cornell Hess	1960-62
FRANK HEYWARD	1971-74
Jim Hill	1971-72
JERRY HOBBIE	1981-85
Wendell Holland	1971-73
Ty Holloway	1978-79
Sean Hope	1991-'95
Peter Hopper	1986-87
George Hormina	1960-62
John Hottinger (Mgr.)	1981-83
Joe Hund	1948-49
RYAN HUNTER	1991-'95
JOE HURLEY	1931-32
Kevin Hussey	2006-07

--J--

Pete Jacquinto	1989-90
MARK JARRELL-WRIGHT	2001-04
Larry Jenkins	1968-69
Sanford Jenkins	1988-92
TEREMUN JOHNSON	1998-02
G. LONNIE JONES	1983-87
Jeremy Joyce (Mgr.)	1989-93
John Jordan	1956-57

--K--

Ed Kamen	1935-38
John Kane	1933-36
TONY KARPOWICH	1942-46
Tom Kavanaugh	1976-80
Steve Kazlo	1936-39
Mike Keane	1949-52
Kevin Keegan (Mgr.)	1990-92
Kathie Keller (Mgr.)	1999-01
Bob Kellert	1967-70
Brendan Kenney	1989-90
Kyle Kesses	2009-10
JIM KISSANE	1993-97
Frank Klimaszewski	1940-42
George Kozimor	1961-64
Charles Kraemer (Mgr.)	1986-90
Joe Kraemer (Mgr.)	1982-86
Leon Krasinski	1963-65
RON KUEHN	1955-57
ARSENI KUCHINSKY	1998-01

--L--

TEX LANDRY	1923-24
Dan Landisch	2006-08
Bill Langheld	1965-68
Bob Larbes	1968-71
ALLAN LARKIN	1951-53
Howie Lashua	1964-65
Bob Lawry	1960-62
FRAN LEARY	1926-27
Robin Legare	1964-65
Sam Levesaukus	1976-77
Carl Lewis	1938-40
Earl Lightborne	1971-73
Dennis Lind	1976-77
Max Loeffler	1941-42
BILL LOMBARDI	1977-80
Damon Lopez	1988-91
Billy Lovett	1994-99
Al Lucas	1942-43
Ken Lynch	1964-65
Thomas Lynch	1933-34
DAN LYONS	1951-55
Bill Lyons	1954-55

--M--

Mike Macalisang (Mgr.)	1996-98
Connie Mack	1993-98
Gerry Mackin	1961-62
Patrick Magee	1948-49
Pete Magee	1983-84
CHRIS MAHONEY	1907-09
Dan Mahoney	1957-58
BILL MAINOR	1968-71
Art Malone	1946-47
JIM MANHARDT	1961-64
JOE MANNING	1923-25
DAVID MASCIA	1993-'96
DAVE MAXWELL	1979-83
Dee Maynard	1958-61
Kevin McBride	1987-91
Don McCabe	1952-55
Bill McCadney	1955-58

Darnell McClearn	1982-83
Andre McClendon	1986-90
DON MCCORMICK	1982-86
COREY MCCRAE	2004-06
Jim McFarland	1947
Dan McGillicuddy	1938-40
Ray McGovern	1960-61
Joe McGowan	1988-92
Lefty McGuirk	1939-41
WAYNE MCGUIRT	1962-65
TONY McINTOSH	1981-85
Scott McKenzie	1987-88
FRANK McLAUGHLIN	1966-69
John McMahon	1937-38
Larry McMahon	1923-25
Jeff McMillan	1900-02
Bob Melvin	1960-63
Bob Melvin, Jr.	1979-81
Brennen Melvin	2009-10
Dean Mendes (Mgr.)	1979-81
Pete Menk	1947
Rufus Michel	1934-35
William Miede	1946
Bob Miller	1952-55
Harvey Moeller	1952-53
Rayner Moquete	2009-11
Mike Moore	2007-09
Derek Molis	1992-94
Kevin Moriarty	1972-75
JERRY MOYE	1948-51
Bob Mullens	1942-44
George Mulligan	1932
Bob Mulvihill	1942, 1946-47
Mark Murphy	1979-83
Mike Murphy	1977-80
Bill Murray	1961-63

--O--

Gene O'Brien	1946-49
William O'Brien	1938-40
Ralph O'Connell	1938-40
Daniel O'Connor	1923-25
PAT O'DONNELL	1957-60
William O'Hara	1935-37
JOHN O'NEILL	1973-77
TIP O'NEILL	1924-25
Pete O'Rourke	1947
DOMINIC OSEI	2003-07
DAN O'SULLIVAN	1986-90

--P--

ED PARCHINSKI	1951-53
FRED PARKER	1930-32
KEN PARKER	1965-68
Smush Parker	2001-02
TOM PARROTTA	1984-88
JOE PATERNO	1985-89
Paul Patinko	1952-55
Nat Pearlman	1924-25
GREG PEDRO	1986-88
Tom Pennet	1967-68
JERRY PEPPER	1932-34



All-Time Lettermen

Vic Petach 1950-51
 Brendan Petersen 1994-95
 Brendan Pierson 1979-83
 Adolph Pingarron 1933
 Thomas Pipich 1970-'74
 Demetrius Phillips 2005-07
 Jean Prioleau 1988-92
John Pugh 1996-00

--Q--

Joe Quantrille 1940
FRED QUARTLEBAUM 1985-89
 Ed Quirk 1961-62

--R--

GEORGE RADICE 1930-33
JOHN RAFTIS 1904-05
 Pat Raftery 1967-69
BOB REESE 1954-56
 Robert Reinacher 1935-36
 Tom Reis 1940
MIKE RICE 1987-91
 Dan Rinaldo 1933
 Albert Rizzo 1940
DAVE ROBERSON 1981-84
 Alfred Roberts 1936
BEVON ROBIN 1997-01
 James Robinson 1985-87
 Tom Rohan 1924-25
 Gerry Rooney 1949-52
 John Ryan 1957
 Kevin Ryan 1978-79

--S--

John Samonsky 1959-61
 Steve Samuels 1980-85
 John Sarsfield 1956
 Hal Savage 1941-43
 George Schneider 1924-25
 Joe Schneider 1927
 Ed Shea 1947
BRIAN SHEERAN 1964-67
BILL SHERIDAN 1960-63
 Paul Sheridan 1924-25
BOB SHERRY 1940-42
ALLIE SHIELDS 1946-50
 John Sinon 1982-84
GORAN SKOKO 1982, 1985-87
 Bill Smith, Sr. (Mgr.) 1951-54
 Bill Smith, Jr. (Mgr.) 1986-90
GERRY SMITH 1946-49
PAUL SMITH 1973, 1976-77
 Donald Sommer 1933-34
 Moe Spillane 1938
 Art Starrs 1966, 1968-69
 John Stevens 1962, 1964-65
 Dewey Stinson 1988-92
MARCUS STOUT 2004-08
 John N. Sullivan (Mgr.) 1948-51
TOM SULLIVAN 1969-72
 Ira Sussman 1957-58
 Jeff Swider 1990-91
 Leo Sykes 1947

William Szezowski 1932

--T--

Phil Tama 1966
 Herb Tanner 2006-10
 Dick Tarrant 1948-49
 Gene Taylor 1946
 Mark Taylor 1985-88
 John TeCarr 1939-40
 Libertio Tetimadingar 2000-01
 Lamar Thomas 2008-09
 Danny Thompson 2009-10
 Dud Tongal 1979-82
 T.K. Tripucka 1975-79
 John Troha 1972-75
 Chris Trunk 1984-86
 Tom Tubridy 2002-06
 Bill Tyrell 1961-62

--V--

Ralph Ventre (Mgr.) 2001-04
 Paul Viggiano 1953-55
 Nick Vita 2004-06

--W--

Frad Wagner 1956-58
JOHN WALSH 1977-81
 Adrian Walton 2001-02
 Norm Waterman 1934-35
HOWIE WEIL 1938-40
 Charlie Weizewecker 1945-46
 Jack Welch 1936-38
 Paul Westhead 1987-89
 Alfred White 1927
 Edward White 1940
 George White 1975-76
 John White 1923-26

KEVIN WHITE 1975-79

Steve White 1996-98
 Guy Whitlock 1973-74
 Paul Wilkinson 1948-49
 Chad Williams 1993-94
 Danny Williams 1933-34
 Frank Williams 1983-87
 Paul Williams 1973-75
 William Williams 1933
 Anthonique Wilson 2002-03
 Zach Wing 2007-09
 Henry Wisniewski 1931
DENNIS WITKOWSKI 1966-68
 David Witmer 1994-'95
 John Wisbicki 1950-51
 Maurice Woods 1928
 Mike Woods 1949-53
 Bart Woytowicz 1970-72
 Robert Wymbs 1972-74

--Y--

MUSHON YA'AKOSI 2002-05
CHARLIE YELVERTON 1968-71
 Dick Young 1957-59
 Normand Young 1935-36

--Z--

Ray Zaborowski 1953-55
 Jim Zakszewski 1924-25
JOHN ZALESKI 1928-31
 George Zambetti 1970-72
 Len Zandy 1963-66
JOHN ZANZALARI 1967-70
 Joe Zapustas 1933
 Mitar Zivanovic 2003-04
 Mike Zuccarello (Mgr.) 1983-86



Goran Skoko

