



*For the Game. For the World.*



## **Women's Football Today**

Information and statistics on women's football from the member associations of FIFA





*For the Game. For the World.*

# Women's Football Today

Information and statistics on women's football  
from FIFA member associations

## ENGLISH

As this publication mostly consists of statistics for each member association, it has not been translated into other languages.

However, on the following three pages you will find samples containing the Spanish, French and German translation of each section of the questionnaire.

## ESPAÑOL

Debido a que esta publicación está compuesta en su mayoría por estadísticas de cada asociación miembro, no ha sido traducida a otros idiomas.

No obstante, en las tres páginas siguientes, encontrará la traducción en español, francés y alemán de cada sección del cuestionario.

## FRANÇAIS

Cette publication ne présentant pour l'essentiel que les données statistiques de chaque association membre, elle n'a pas été traduite dans d'autres langues.


Vous trouverez toutefois sur les trois pages suivantes la traduction en français, allemand et espagnol, de chaque section du questionnaire.

## DEUTSCH

Da diese Publikation mehrheitlich statistische Daten jedes Mitgliedsverbands enthält, wurde sie nicht übersetzt.

Auf den folgenden drei Seiten finden Sie jedoch die deutsche, französische und spanische Übersetzung der in den Datenblättern abgedeckten Themen.

Asociación fundada en xxxx  
Afiliada a la FIFA en xxxx



Bandera del país    Escudo de la asociación    Ubicación geográfica

**Número de jugadoras inscritas**

Jugadoras inscritas jóvenes (menores de 18 años)	Jugadoras inscritas adultas (18 años y mayores)	Jugadoras inscritas en total

**Selecciones nacionales femeninas juveniles**

**Categorías de edad de las selecciones femeninas juveniles**

**Crecimiento del fútbol femenino**

Año	Jugadoras*

**Número de partidos internacionales disputados por las selecciones femeninas juveniles**

Equipo					

\* Total de jugadoras inscritas (jóvenes y adultas)

**Sesiones de entrenamiento por semana de la selección nacional femenina A**

**Clubes de fútbol**

	Total de clubes de fútbol
	Número de clubes con equipos femeninos y masculinos de fútbol
	Número de clubes con solo equipos femeninos

**Categorías de edad en campeonatos nacionales**

**Selección nacional femenina A**

**Número de partidos nacionales femeninos A**

Año	Número de partidos

**Fútbol mixto (chicos y chicas)**

**Fútbol escolar (chicas y mujeres)**

**Sesiones de entrenamiento por semana de la selección nacional femenina A**

**Actividades del futsal femenino**

**Número de jugadoras de futsal**

xx jugadoras de futsal inscritas
xx jugadoras de futsal no inscritas

**Deportes preferidos de mujeres y chicas**

**Personal encargado a tiempo completo del fútbol femenino**

X empleado(s)

**Representación del fútbol femenino en la directiva o en el comité ejecutivo**

Association fondée en xxxx  
Affiliation à la FIFA en xxxx



Drapeau du pays    Emblème de l'association    Carte géographique

### Nombre de joueuses licenciées

Nombre de joueuses licenciées de moins de 18 ans	Nombre de joueuses licenciées de 18 ans et plus	Nombre total de joueuses licenciées

### Essor du football féminin

Année	Nombre de joueuses *

\* Nombre total de joueuses licenciées (adultes et juniors)

### Clubs de football

	Nombre total de clubs de football
	Nombre de clubs disposant d'équipes féminines et masculines
	Nombre de clubs disposant uniquement d'équipes féminines

### Equipe nationale féminine « A »

#### Nombre de matches nationaux féminins « A »

Année	Nombre de matches

#### Séances d'entraînement hebdomadaire de l'équipe nationale féminine « A »

--

### Sélection(s) féminine(s) juniors

#### Catégories d'âge des sélections féminines juniors

--

#### Nombre de matches internationaux disputés par les sélections féminines juniors

Equipe					

#### Séances d'entraînement hebdomadaire de l'équipe nationale féminine « A »

--

#### Catégories d'âge en championnat national

--

#### Football mixte (garçons et filles)

--

#### Football féminin scolaire (filles et femmes)

--

### Activités de futsal féminin

#### Nombre de joueuses de futsal

xx joueuses de futsal licenciées

xx joueuses de futsal non licenciées

#### Sports préférés des femmes et des jeunes filles

--


#### Personnel chargé à plein temps du football féminin

x employé(s)

#### Représentation du football féminin au directoire ou au comité exécutif

--

**Verbandsgründung xxxx**  
**Mitgliedschaft bei der FIFA seit xxxx**



Nationalflagge      Verbandseblem      Geografische Lage

**Anzahl registrierte Fussballerinnen**

Registrierte Juniorinnen (unter 18)	Registrierte Erwachsene (über 18)	Insgesamt registriert

**Wachstum des Frauenfußballs**

Jahr	Spielerinnen*

\*Gesamte Anzahl registrierte Spielerinnen (Erwachsene und Juniorinnen)

**Fussballklubs**

	Fussballklubs insgesamt
	Klubs mit Männer- und Frauentteams
	Klubs mit ausschliesslich Frauentteams

**A-Nationalteam der Frauen**

**Anzahl A-Länderspiele der Frauen**

Jahr	Spiele

**Anzahl Trainings des A-Nationalteams der Frauen**

**Juniorinnennationalteam(s)**

**Alterskategorien des/der Juniorinnennationalteams**

**Anzahl Länderspiele der Juniorinnen**

Team					

**Anzahl Trainings des Juniorinnennationalteams**

**Alterskategorien in der nationalen Meisterschaft**

**Gemischte Teams (Knaben und Mädchen)**

**Mädchen- und Frauenfußball in Schulen**

**Frauen-Futsal**

**Anzahl Futsal-Spielerinnen**

xx registrierte Futsal-Spielerinnen
xx nicht registrierte Futsal-Spielerinnen

**Beliebteste Sportart bei Mädchen und Frauen**

**Anzahl vollamtliche Mitarbeitende für Frauenfußball**

x Mitarbeitende

**Vertretung des Frauenfußballs in Ihrem Vorstand oder Exekutivkomitee**







**Information and statistics**

## Afghanistan (AFG) | AFC

Association founded in 1933  
Affiliated to FIFA in 1948



Flag



Crest



World map



### Number of registered female football players

Registered youth (U-18)	Registered adults (18 and over)	Total registered
340		

### Growth of women's football

Year	Players*
2000	
2001	
2002	
2003	
2004	
2005	
2006	340

\*Total registered female (adult and youth) players

### Football clubs

224	Total number of football clubs
	Number of clubs with both men's and women's teams
	Number of clubs with women's teams only

### Women's national "A" team

### Number of women's national "A" matches

Year	Matches
2002	
2003	
2004	
2005	
2006	

### Women's national "A" team training sessions per week

### Women's national youth team(s)

No

### Women's national youth team age categories

### Number of women's youth international matches

Team	2002	2003	2004	2005	2006

### Women's national youth team training sessions per week

### National championship age categories

### Mixed football (boys and girls)

### Girls' and women's football in schools

### Women's futsal activities

### Number of futsal players

### Most popular sport(s) for women and girls

### Dedicated full-time staff for women's football

### Representation of women's football on the board or executive committee

## Albania (ALB) | UEFA

Association founded in 1930  
Affiliated to FIFA in 1932



Flag



Crest



World map



### Number of registered female football players

Registered youth (U-18)	Registered adults (18 and over)	Total registered
		0

### Growth of women's football

Year	Players*
2000	
2001	
2002	
2003	
2004	
2005	
2006	

\*Total registered female (adult and youth) players

### Football clubs

	Total number of football clubs
	Number of clubs with both men's and women's teams
	Number of clubs with women's teams only

### Women's national "A" team

No

### Number of women's national "A" matches

Year	Matches
2002	
2003	
2004	
2005	
2006	

### Women's national "A" team training sessions per week

### Women's national youth team(s)

No

### Women's national youth team age categories

### Number of women's youth international matches

Team	2002	2003	2004	2005	2006

### Women's national youth team training sessions per week

### National championship age categories

### Mixed football (boys and girls)

Not allowed

### Girls' and women's football in schools

No

### Women's futsal activities

No

### Number of futsal players

### Most popular sport(s) for women and girls

Volleyball, basketball

Girls' or women's football has no ranking.


### Dedicated full-time staff for women's football

1 staff member

### Representation of women's football on the board or executive committee

Specific mandate

## Algeria (ALG) | CAF



### Number of registered female football players

Registered youth (U-18)	Registered adults (18 and over)	Total registered
150	850	1,000

### Growth of women's football

Year	Players*
2000	
2001	
2002	
2003	565
2004	
2005	850
2006	1,000

\*Total registered female (adult and youth) players

### Football clubs

24	Total number of football clubs
2	Number of clubs with both men's and women's teams
22	Number of clubs with women's teams only

### Women's national "A" team

Yes

### Number of women's national "A" matches

Year	Matches
2002	
2003	8
2004	8
2005	4
2006	11

### Women's national "A" team training sessions per week

4

### Women's national youth team(s)

No

### Women's national youth team age categories

### Number of women's youth international matches

Team	2002	2003	2004	2005	2006
U-20	0	0	0	0	1

### Women's national youth team training sessions per week

### National championship age categories

Seniors

### Mixed football (boys and girls)

Not allowed

### Girls' and women's football in schools

14-17

### Women's futsal activities

Yes

### Number of futsal players

0 registered female futsal players

200 unregistered female futsal players

### Most popular sport(s) for women and girls

Athletics, swimming, handball

Girls' or women's football is in position 5.

### Dedicated full-time staff for women's football

6 staff members

### Representation of women's football on the board or executive committee

Specific mandate

# American Samoa (ASA) | OFC

**Association founded in 1984**  
**Affiliated to FIFA in 1998**



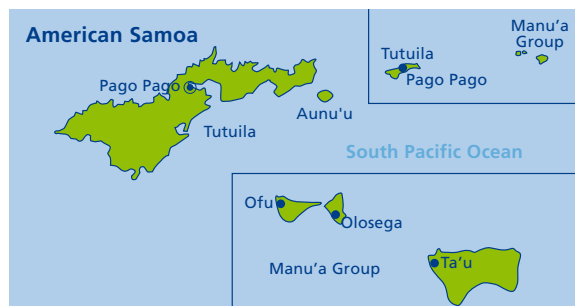
Flag



Crest



World map



### Number of registered female football players

Registered youth (U-18)	Registered adults (18 and over)	Total registered
484	198	682

### Growth of women's football

Year	Players*
2000	
2001	
2002	
2003	
2004	
2005	
2006	682

\*Total registered female (adult and youth) players

### Football clubs

27	Total number of football clubs
8	Number of clubs with both men's and women's teams
5	Number of clubs with women's teams only

**Women's national "A" team** Yes

### Number of women's national "A" matches

Year	Matches
2002	0
2003	0
2004	0
2005	0
2006	0

### Women's national "A" team training sessions per week

4
---

**Women's national youth team(s)** No

### Women's national youth team age categories

--

### Number of women's youth international matches

Team	2002	2003	2004	2005	2006

### Women's national youth team training sessions per week

--

### National championship age categories

No national championship
--------------------------

### Mixed football (boys and girls)

Allowed from 6 to 8
---------------------

### Girls' and women's football in schools

11-18
-------

**Women's futsal activities** Yes

### Number of futsal players

84 registered female futsal players
50 unregistered female futsal players

### Most popular sport(s) for women and girls

Softball, basketball
Girls' or women's football is in position 3.

### Dedicated full-time staff for women's football

1 staff member
----------------

### Representation of women's football on the board or executive committee

Specific mandate
------------------

## Andorra (AND) | UEFA

Association founded in 1994  
Affiliated to FIFA in 1996



Flag



Crest



World map



### Number of registered female football players

Registered youth (U-18)	Registered adults (18 and over)	Total registered
65		65

### Growth of women's football

Year	Players*
2000	23
2001	
2002	
2003	
2004	
2005	56
2006	65

\*Total registered female (adult and youth) players

### Football clubs

22	Total number of football clubs
1	Number of clubs with both men's and women's teams
	Number of clubs with women's teams only

### Women's national "A" team

No

### Number of women's national "A" matches

Year	Matches
2002	
2003	
2004	
2005	
2006	

### Women's national "A" team training sessions per week

### Women's national youth team(s)

Yes

### Women's national youth team age categories

U-18

### Number of women's youth international matches

Team	2002	2003	2004	2005	2006
U-18	0	0	0	0	0

### Women's national youth team training sessions per week

3 hours

### National championship age categories

U-20

### Mixed football (boys and girls)

Allowed from 6 to 18

### Girls' and women's football in schools

6-18

### Women's futsal activities

No

### Number of futsal players

### Most popular sport(s) for women and girls

Ski, swimming

Girls' or women's football is in position 5.

### Dedicated full-time staff for women's football

5 staff members

### Representation of women's football on the board or executive committee

Specific mandate

# Angola (ANG) | CAF

Association founded in 1979  
Affiliated to FIFA in 1980



Flag



Crest



World map



## Number of registered female football players

Registered youth (U-18)	Registered adults (18 and over)	Total registered

## Growth of women's football

Year	Players*
2000	
2001	
2002	
2003	
2004	
2005	
2006	350

\*Total registered female (adult and youth) players

## Football clubs

100	Total number of football clubs
	Number of clubs with both men's and women's teams
	Number of clubs with women's teams only

## Women's national "A" team

### Number of women's national "A" matches

Year	Matches
2002	
2003	
2004	
2005	
2006	

### Women's national "A" team training sessions per week

## Women's national youth team(s)

### Women's national youth team age categories

### Number of women's youth international matches

Team	2002	2003	2004	2005	2006

### Women's national youth team training sessions per week

### National championship age categories

### Mixed football (boys and girls)

### Girls' and women's football in schools

## Women's futsal activities

Yes

### Number of futsal players

150 registered female futsal players

### Most popular sport(s) for women and girls

### Dedicated full-time staff for women's football

### Representation of women's football on the board or executive committee

## Anguilla (AIA) | CONCACAF

Association founded in 1990  
Affiliated to FIFA in 1996



Flag



Crest



World map



### Number of registered female football players

Registered youth (U-18)	Registered adults (18 and over)	Total registered
65	35	100

### Growth of women's football

Year	Players*
2000	0
2001	0
2002	0
2003	20
2004	50
2005	65
2006	100

\*Total registered female (adult and youth) players

### Football clubs

12	Total number of football clubs
0	Number of clubs with both men's and women's teams
5	Number of clubs with women's teams only

### Women's national "A" team

Yes

### Number of women's national "A" matches

Year	Matches
2002	0
2003	4
2004	6
2005	10
2006	0

### Women's national "A" team training sessions per week

4

### Women's national youth team(s)

Yes

### Women's national youth team age categories

U-19 U-20

### Number of women's youth international matches

Team	2002	2003	2004	2005	2006
U-19		4	6		
U-20				10	

### Women's national youth team training sessions per week

4

### National championship age categories

14-30

### Mixed football (boys and girls)

U-13

### Girls' and women's football in schools

8-17

### Women's futsal activities

No

### Number of futsal players

### Most popular sport(s) for women and girls

Football

### Dedicated full-time staff for women's football

No

### Representation of women's football on the board or executive committee

Specific mandate



## Antigua and Barbuda (ATG) | CONCACAF

Association founded in 1928  
Affiliated to FIFA in 1972



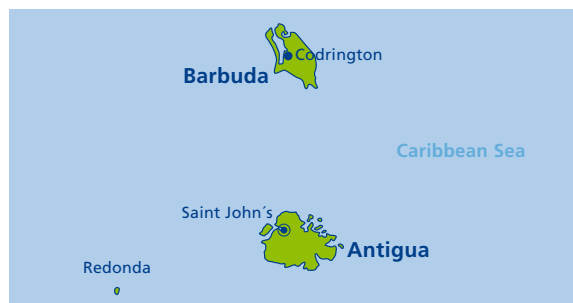
Flag



Crest



World map



### Number of registered female football players

Registered youth (U-18)	Registered adults (18 and over)	Total registered
100	100	200

### Growth of women's football

Year	Players*
2000	60
2001	60
2002	60
2003	80
2004	120
2005	120
2006	200

\*Total registered female (adult and youth) players

### Football clubs

44	Total number of football clubs
4	Number of clubs with both men's and women's teams
2	Number of clubs with women's teams only

### Women's national "A" team

Yes

### Number of women's national "A" matches

Year	Matches
2002	0
2003	0
2004	0
2005	0
2006	3

### Women's national "A" team training sessions per week

1

### Women's national youth team(s)

Yes

### Women's national youth team age categories

U-14 U-17 U-20

### Number of women's youth international matches

Team	2002	2003	2004	2005	2006
U-14					
U-17					
U-20			2	3	3

### Women's national youth team training sessions per week

1

### National championship age categories

Seniors (open)

### Mixed football (boys and girls)

Not allowed

### Girls' and women's football in schools

6-10

### Women's futsal activities

No

### Number of futsal players

### Most popular sport(s) for women and girls

Netball

Girls' or women's football is in position 5.

### Dedicated full-time staff for women's football

2 staff members

### Representation of women's football on the board or executive committee

Specific mandate

## Argentina (ARG) | CONMEBOL

Association founded in 1893  
Affiliated to FIFA in 1912



Flag



Crest



World map



### Number of registered female football players

Registered youth (U-18)	Registered adults (18 and over)	Total registered
	1,000	1,000

### Growth of women's football

Year	Players*
2000	494
2001	
2002	
2003	
2004	
2005	
2006	1,000

\*Total registered female (adult and youth) players

### Football clubs

3,348	Total number of football clubs
29	Number of clubs with both men's and women's teams
3 (futsal)	Number of clubs with women's teams only

### Women's national "A" team

Yes

### Number of women's national "A" matches

Year	Matches
2002	4
2003	5
2004	
2005	6
2006	1

### Women's national "A" team training sessions per week

9 hours

### Women's national youth team(s)

Yes

### Women's national youth team age categories

U-17 U-20

### Number of women's youth international matches

Team	2002	2003	2004	2005	2006
U-17	0	0	0	0	0
U-20	0	0	2	0	11

### Women's national youth team training sessions per week

9 hours

### National championship age categories

Seniors

### Mixed football (boys and girls)

Not allowed

### Girls' and women's football in schools

### Women's futsal activities

Yes

### Number of futsal players

### Most popular sport(s) for women and girls

Field hockey, volleyball, tennis

### Dedicated full-time staff for women's football

No

### Representation of women's football on the board or executive committee

No

## Armenia (ARM) | UEFA

Association founded in 1992  
Affiliated to FIFA in 1992



Flag



Crest



World map



### Number of registered female football players

Registered youth (U-18)	Registered adults (18 and over)	Total registered
156	70	226

### Growth of women's football

Year	Players*
2000	
2001	
2002	
2003	50
2004	60
2005	100
2006	137

\*Total registered female (adult and youth) players

### Football clubs

136	Total number of football clubs
2	Number of clubs with both men's and women's teams
1	Number of clubs with women's teams only

### Women's national "A" team

Yes

### Number of women's national "A" matches

Year	Matches
2002	
2003	3
2004	1
2005	1
2006	2

### Women's national "A" team training sessions per week

3

### Women's national youth team(s)

Yes

### Women's national youth team age categories

U-17 U-19

### Number of women's youth international matches

Team	2002	2003	2004	2005	2006
U-17	0	0	0	0	0
U-19	0	0	1	1	1

### Women's national youth team training sessions per week

3

### National championship age categories

### Mixed football (boys and girls)

Not allowed

### Girls' and women's football in schools

8-14

### Women's futsal activities

Yes

### Number of futsal players

104 registered female futsal players  
288 unregistered female futsal players

### Most popular sport(s) for women and girls

Chess, tennis  
Girls' or women's football is at an early stage of development.

### Dedicated full-time staff for women's football

2 staff members

### Representation of women's football on the board or executive committee

Specific mandate

## Aruba (ARU) | CONCACAF

Association founded in 1932  
Affiliated to FIFA in 1988



Flag



Crest



World map



### Number of registered female football players

Registered youth (U-18)	Registered adults (18 and over)	Total registered
11	75	86

### Growth of women's football

Year	Players*
2000	75
2001	75
2002	80
2003	80
2004	80
2005	0
2006	86

\*Total registered female (adult and youth) players

### Football clubs

36	Total number of football clubs
5	Number of clubs with both men's and women's teams
2	Number of clubs with women's teams only

### Women's national "A" team

Yes

### Number of women's national "A" matches

Year	Matches
2002	0
2003	2
2004	0
2005	1
2006	2

### Women's national "A" team training sessions per week

1

### Women's national youth team(s)

No

### Women's national youth team age categories

### Number of women's youth international matches

Team	2002	2003	2004	2005	2006

### Women's national youth team training sessions per week

### National championship age categories

U-13 Seniors

### Mixed football (boys and girls)

Allowed, U-12

### Girls' and women's football in schools

9-13

### Women's futsal activities

Yes

### Number of futsal players

0 registered female futsal players  
75 unregistered female futsal players

### Most popular sport(s) for women and girls

Athletics  
Girls' or women's football is in position 3.

### Dedicated full-time staff for women's football

No

### Representation of women's football on the board or executive committee

Specific mandate

## Australia (AUS) | AFC

Association founded in 1961  
Affiliated to FIFA in 1963



Flag



Crest



World map



### Number of registered female football players

Registered youth (U-18)	Registered adults (18 and over)	Total registered
67,092	23,051	90,143

### Growth of women's football

Year	Players*
2000	
2001	
2002	
2003	
2004	67,591
2005	76,099
2006	90,143

\*Total registered female (adult and youth) players

### Football clubs

2,365	Total number of football clubs
1,575	Number of clubs with both men's and women's teams
20	Number of clubs with women's teams only

### Women's national "A" team

Yes

### Number of women's national "A" matches

Year	Matches
2002	11
2003	17
2004	13
2005	15
2006	15

### Women's national "A" team training sessions per week

6

### Women's national youth team(s)

Yes

### Women's national youth team age categories

U-17 U-20

### Number of women's youth international matches

Team	2002	2003	2004	2005	2006
U-17	0	0	0	0	0
U-20	8	0	11	1	13

### Women's national youth team training sessions per week

6

### National championship age categories

U-15 U-17 Seniors

### Mixed football (boys and girls)

Allowed, on average U-10

### Girls' and women's football in schools

U-10 to U-18

### Women's futsal activities

Yes

### Number of futsal players

6,000-10,000 registered female futsal players

Unregistered female futsal players: unknown

### Most popular sport(s) for women and girls

Netball

Football is the second-biggest team sport.

### Dedicated full-time staff for women's football

10 staff members (national and state level)

### Representation of women's football on the board or executive committee

Specific mandate

## Austria (AUT) | UEFA

Association founded in 1904  
Affiliated to FIFA in 1907



Flag



Crest



World map



## Number of registered female football players

Registered youth (U-18)	Registered adults (18 and over)	Total registered
4,802	6,899	11,701

## Growth of women's football

Year	Players*
2000	7,000
2001	
2002	
2003	
2004	
2005	
2006	11,701

\*Total registered female (adult and youth) players

## Football clubs

2,660	Total number of football clubs
2,500	Number of clubs with both men's and women's teams
60	Number of clubs with women's teams only

## Women's national "A" team

Yes

## Number of women's national "A" matches

Year	Matches
2002	4
2003	3
2004	3
2005	4
2006	4

## Women's national "A" team training sessions per week

3-4

## Women's national youth team(s)

Yes

## Women's national youth team age categories

U-19

## Number of women's youth international matches

Team	2002	2003	2004	2005	2006
U-19	3	3	3	3	3

## Women's national youth team training sessions per week

3-4

## National championship age categories

U-19 Seniors

## Mixed football (boys and girls)

Allowed until age 14

## Girls' and women's football in schools

11-18

## Women's futsal activities

No

## Number of futsal players

## Most popular sport(s) for women and girls

Athletics

Girls' or women's football is growing.

## Dedicated full-time staff for women's football

2 staff members

## Representation of women's football on the board or executive committee

Specific mandate

## Azerbaijan (AZE) | UEFA

Association founded in 1992  
Affiliated to FIFA in 1994



Flag



Crest



World map



### Number of registered female football players

Registered youth (U-18)	Registered adults (18 and over)	Total registered
180	150	330

### Growth of women's football

Year	Players*
2000	145
2001	
2002	
2003	
2004	
2005	
2006	330

\*Total registered female (adult and youth) players

### Football clubs

36	Total number of football clubs
0	Number of clubs with both men's and women's teams
0	Number of clubs with women's teams only

### Women's national "A" team

Yes

### Number of women's national "A" matches

Year	Matches
2002	0
2003	0
2004	0
2005	0
2006	3

### Women's national "A" team training sessions per week

6

### Women's national youth team(s)

Yes

### Women's national youth team age categories

U-17 U-19

### Number of women's youth international matches

Team	2002	2003	2004	2005	2006
U-17	0	0	0	0	0
U-19	0	8	10	6	10

### Women's national youth team training sessions per week

6

### National championship age categories

15 and older

### Mixed football (boys and girls)

Not allowed

### Girls' and women's football in schools

### Women's futsal activities

No

### Number of futsal players

### Most popular sport(s) for women and girls

Volleyball, handball

Girls' or women's football is in position 3.

### Dedicated full-time staff for women's football

1 staff member

### Representation of women's football on the board or executive committee

No

## Bahamas (BAH) | CONCACAF



### Number of registered female football players

Registered youth (U-18)	Registered adults (18 and over)	Total registered
752	256	1,008

### Growth of women's football

Year	Players*
2000	402
2001	
2002	
2003	
2004	
2005	
2006	1,008

\*Total registered female (adult and youth) players

### Football clubs

28	Total number of football clubs
8	Number of clubs with both men's and women's teams
1	Number of clubs with women's teams only

### Women's national "A" team

Yes

### Number of women's national "A" matches

Year	Matches
2002	
2003	
2004	2
2005	
2006	

### Women's national "A" team training sessions per week

2

### Women's national youth team(s)

Yes

### Women's national youth team age categories

U-17    U-20

### Number of women's youth international matches

Team	2002	2003	2004	2005	2006
U-17	0	0	0	0	0
U-20	0	0	0	2	2

### Women's national youth team training sessions per week

2

### National championship age categories

Seniors (open)

### Mixed football (boys and girls)

Not allowed

### Girls' and women's football in schools

8-17

### Women's futsal activities

No

### Number of futsal players

### Most popular sport(s) for women and girls

Track and field

Girls' or women's football is in position 4.

### Dedicated full-time staff for women's football


No

### Representation of women's football on the board or executive committee

No



## Bahrain (BHR) | AFC



### Number of registered female football players

Registered youth (U-18)	Registered adults (18 and over)	Total registered
100	100	200

### Growth of women's football

Year	Players*
2000	50
2001	50
2002	50
2003	50
2004	50
2005	150
2006	250

\*Total registered female (adult and youth) players

### Football clubs

19	Total number of football clubs
4	Number of clubs with both men's and women's teams
0	Number of clubs with women's teams only

### Women's national "A" team

Yes

### Number of women's national "A" matches

Year	Matches
2002	0
2003	0
2004	0
2005	0
2006	0

### Women's national "A" team training sessions per week

### Women's national youth team(s)

Yes

### Women's national youth team age categories

U-18

### Number of women's youth international matches

Team	2002	2003	2004	2005	2006
U-18	0	0	18	18	18

### Women's national youth team training sessions per week

1

### National championship age categories

U-18

### Mixed football (boys and girls)

Not allowed

### Girls' and women's football in schools

U-14 to U-18

### Women's futsal activities

No

### Number of futsal players

### Most popular sport(s) for women and girls

Basketball, volleyball and football

### Dedicated full-time staff for women's football

1 staff member

### Representation of women's football on the board or executive committee

No

## Bangladesh (BAN) | AFC



### Number of registered female football players

Registered youth (U-18)	Registered adults (18 and over)	Total registered
320	780	1,100

### Growth of women's football

Year	Players*
2000	
2001	
2002	
2003	
2004	
2005	
2006	1,100

\*Total registered female (adult and youth) players

### Football clubs

4,100	Total number of football clubs
	Number of clubs with both men's and women's teams
5	Number of clubs with women's teams only

### Women's national "A" team

Yes

### Number of women's national "A" matches

Year	Matches
2002	
2003	15
2004	
2005	8
2006	12

### Women's national "A" team training sessions per week

--

### Women's national youth team(s)

No

### Women's national youth team age categories

--

### Number of women's youth international matches

Team	2002	2003	2004	2005	2006
U-17				3	
U-19					2

### Women's national youth team training sessions per week

No

### National championship age categories

Seniors

### Mixed football (boys and girls)

No

### Girls' and women's football in schools

12-16

### Women's futsal activities

No

### Number of futsal players

--

### Most popular sport(s) for women and girls

Swimming, shooting, cricket, football

Girls' or women's football is in position 2.

### Dedicated full-time staff for women's football

1 staff member

### Representation of women's football on the board or executive committee

Specific mandate

## Barbados (BRB) | CONCACAF

Association founded in 1910  
Affiliated to FIFA in 1968



Flag



Crest



World map



### Number of registered female football players

Registered youth (U-18)	Registered adults (18 and over)	Total registered
1,295	165	1,460

### Growth of women's football

Year	Players*
2000	0
2001	0
2002	0
2003	0
2004	0
2005	0
2006	1,460

\*Total registered female (adult and youth) players

### Football clubs

130	Total number of football clubs
4	Number of clubs with both men's and women's teams
4	Number of clubs with women's teams only

### Women's national "A" team

Yes

### Number of women's national "A" matches

Year	Matches
2002	0
2003	0
2004	0
2005	0
2006	1

### Women's national "A" team training sessions per week

3

### Women's national youth team(s)

Yes

### Women's national youth team age categories

U-20

### Number of women's youth international matches

Team	2002	2003	2004	2005	2006
U-20					3

### Women's national youth team training sessions per week

5

### National championship age categories

Seniors (open)

### Mixed football (boys and girls)

Allowed, U-12

### Girls' and women's football in schools

7-14

### Women's futsal activities

No

### Number of futsal players

### Most popular sport(s) for women and girls

Netball

Girls' or women's football is in position 5.

### Dedicated full-time staff for women's football

No

### Representation of women's football on the board or executive committee

Both

## Belarus (BLR) | UEFA



### Number of registered female football players

Registered youth (U-18)	Registered adults (18 and over)	Total registered
180	210	390

### Growth of women's football

Year	Players*
2000	700
2001	900
2002	1,100
2003	1,500
2004	1,700
2005	2,000
2006	2,300

\*Total registered female (adult and youth) players

### Football clubs

160	Total number of football clubs
1	Number of clubs with both men's and women's teams
8	Number of clubs with women's teams only

### Women's national "A" team

Yes

### Number of women's national "A" matches

Year	Matches
2002	4
2003	5
2004	5
2005	5
2006	6

### Women's national "A" team training sessions per week

7

### Women's national youth team(s)

Yes

### Women's national youth team age categories

U-17    U-19

### Number of women's youth international matches

Team	2002	2003	2004	2005	2006
U-17	0	0	0	0	0
U-19	10	12	13	13	14

### Women's national youth team training sessions per week

7

### National championship age categories

13-18

### Mixed football (boys and girls)

Not allowed

### Girls' and women's football in schools

### Women's futsal activities

No

### Number of futsal players

### Most popular sport(s) for women and girls

Athletics

Girls' or women's football is in position 4.

### Dedicated full-time staff for women's football

3 staff members

### Representation of women's football on the board or executive committee

Executive Committee member

## Belgium (BEL) | UEFA

Association founded in 1895  
Affiliated to FIFA in 1904





Flag      Crest      World map



### Number of registered female football players

Registered youth (U-18)	Registered adults (18 and over)	Total registered
7,608	12,706	20,314

### Growth of women's football

Year	Players*
2000	17,040
2001	17,976
2002	20,014
2003	18,289
2004	19,490
2005	18,551
2006	21,326

\*Total registered female (adult and youth) players

### Football clubs

1,848	Total number of football clubs
109	Number of clubs with both men's and women's teams
82	Number of clubs with women's teams only

### Women's national "A" team

Yes

### Number of women's national "A" matches

Year	Matches
2002	5
2003	6
2004	8
2005	7
2006	7

### Women's national "A" team training sessions per week

1

### Women's national youth team(s)

Yes

### Women's national youth team age categories

U-15   U-17   U-19

### Number of women's youth international matches

Team	2002	2003	2004	2005	2006
U-15	0	0	1	1	3
U-17	1	7	1	5	2
U-19	9	10	11	9	15

### Women's national youth team training sessions per week

2

### National championship age categories

Seniors

### Mixed football (boys and girls)

Allowed, U-15

### Girls' and women's football in schools

### Women's futsal activities

Yes

### Number of futsal players

800 registered female futsal players

### Most popular sport(s) for women and girls

### Dedicated full-time staff for women's football

1 staff member

### Representation of women's football on the board or executive committee

Part of a wider mandate

# Belize (BLZ) | CONCACAF

Association founded in 1980  
Affiliated to FIFA in 1986



Flag



Crest



World map



## Number of registered female football players

Registered youth (U-18)	Registered adults (18 and over)	Total registered

## Growth of women's football

Year	Players*
2000	
2001	
2002	
2003	
2004	
2005	
2006	200

\*Total registered female (adult and youth) players

## Football clubs

32	Total number of football clubs
	Number of clubs with both men's and women's teams
	Number of clubs with women's teams only

## Women's national "A" team

### Number of women's national "A" matches

Year	Matches
2002	
2003	
2004	
2005	
2006	

## Women's national "A" team training sessions per week

## Women's national youth team(s)

## Women's national youth team age categories

## Number of women's youth international matches

Team	2002	2003	2004	2005	2006

## Women's national youth team training sessions per week

## National championship age categories

## Mixed football (boys and girls)

## Girls' and women's football in schools

## Women's futsal activities

## Number of futsal players


## Most popular sport(s) for women and girls

## Dedicated full-time staff for women's football


## Representation of women's football on the board or executive committee

# Benin (BEN) | CAF


Association founded in 1962  
Affiliated to FIFA in 1964



Flag



Crest



World map



## Number of registered female football players

Registered youth (U-18)	Registered adults (18 and over)	Total registered

## Growth of women's football

Year	Players*
2000	
2001	
2002	
2003	
2004	
2005	
2006	

\*Total registered female (adult and youth) players

## Football clubs

110	Total number of football clubs
	Number of clubs with both men's and women's teams
	Number of clubs with women's teams only

## Women's national "A" team

### Number of women's national "A" matches

Year	Matches
2002	
2003	
2004	
2005	
2006	

### Women's national "A" team training sessions per week

## Women's national youth team(s)

## Women's national youth team age categories

## Number of women's youth international matches

Team	2002	2003	2004	2005	2006

## Women's national youth team training sessions per week

## National championship age categories

## Mixed football (boys and girls)

## Girls' and women's football in schools

## Women's futsal activities

## Number of futsal players

## Most popular sport(s) for women and girls

Athletics, swimming, handball

Girls' or women's football is in position 5.

## Dedicated full-time staff for women's football

## Representation of women's football on the board or executive committee

## Bermuda (BER) | CONCACAF

Association founded in 1928  
Affiliated to FIFA in 1962



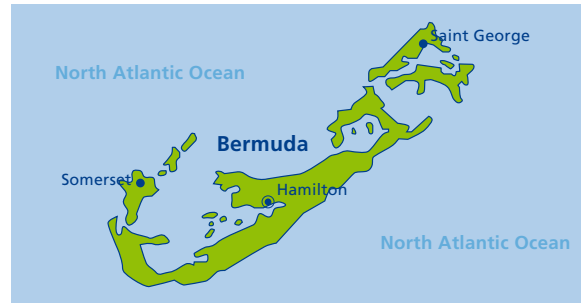
Flag



Crest



World map



### Number of registered female football players

Registered youth (U-18)	Registered adults (18 and over)	Total registered
300	400	700

### Growth of women's football

Year	Players*
2000	210
2001	
2002	
2003	
2004	
2005	
2006	350

\*Total registered female (adult and youth) players

### Football clubs

60	Total number of football clubs
8	Number of clubs with both men's and women's teams
0	Number of clubs with women's teams only

### Women's national "A" team

Yes

### Number of women's national "A" matches

Year	Matches
2002	
2003	
2004	
2005	5
2006	5

### Women's national "A" team training sessions per week

2

### Women's national youth team(s)

Yes

### Women's national youth team age categories

U-17

### Number of women's youth international matches

Team	2002	2003	2004	2005	2006
U-17	0	0	0	0	0

### Women's national youth team training sessions per week

### National championship age categories

Seniors

### Mixed football (boys and girls)

Allowed, U-14

### Girls' and women's football in schools

7-16

### Women's futsal activities

No

### Number of futsal players

### Most popular sport(s) for women and girls

Netball

Girls' or women's football is in position 3.

### Dedicated full-time staff for women's football


### Representation of women's football on the board or executive committee

Yes




## Bhutan (BHU) | AFC


Association founded in 1983  
Affiliated to FIFA in 2000



Flag



Crest



World map



### Number of registered female football players

Registered youth (U-18)	Registered adults (18 and over)	Total registered
550	0	550

### Growth of women's football

Year	Players*
2000	0
2001	0
2002	0
2003	0
2004	0
2005	264
2006	550

\*Total registered female (adult and youth) players

### Football clubs

39	Total number of football clubs
7	Number of clubs with both men's and women's teams
3	Number of clubs with women's teams only

### Women's national "A" team

No

### Number of women's national "A" matches

Year	Matches
2002	0
2003	0
2004	0
2005	0
2006	0

### Women's national "A" team training sessions per week

0

### Women's national youth team(s)

Yes

### Women's national youth team age categories

U-15 U-17

### Number of women's youth international matches

Team	2002	2003	2004	2005	2006
U-15	0	0	0	0	0
U-17	0	0	0	0	0

### Women's national youth team training sessions per week

3

### National championship age categories

U-15 U-18

### Mixed football (boys and girls)

Allowed, U-12

### Girls' and women's football in schools

U-12 U-15 U-17

### Women's futsal activities

No

### Number of futsal players

### Most popular sport(s) for women and girls

Football, basketball

### Dedicated full-time staff for women's football

3 staff members

### Representation of women's football on the board or executive committee

Women's football representative

## Bolivia (BOL) | CONMEBOL

Association founded in 1925  
Affiliated to FIFA in 1926



Flag



Crest



World map



### Number of registered female football players

Registered youth (U-18)	Registered adults (18 and over)	Total registered
150	200	350

### Growth of women's football

Year	Players*
2000	250
2001	250
2002	290
2003	340
2004	206
2005	247
2006	320

\*Total registered female (adult and youth) players

### Football clubs

83	Total number of football clubs
23	Number of clubs with both men's and women's teams
60	Number of clubs with women's teams only

### Women's national "A" team

Yes

### Number of women's national "A" matches

Year	Matches
2002	
2003	
2004	
2005	
2006	

### Women's national "A" team training sessions per week

### Women's national youth team(s)

Yes

### Women's national youth team age categories

U-19

### Number of women's youth international matches

Team	2002	2003	2004	2005	2006
U-19	1	1	1	1	1

### Women's national youth team training sessions per week

### National championship age categories

U-17 U-19 U-21 Seniors

### Mixed football (boys and girls)

Not allowed

### Girls' and women's football in schools

No

### Women's futsal activities

No

### Number of futsal players

### Most popular sport(s) for women and girls

Basketball, volleyball

Girls' or women's football is in position 3.

### Dedicated full-time staff for women's football


No

### Representation of women's football on the board or executive committee


No

# Bosnia-Herzegovina (BIH) | UEFA


Association founded in 1992  
Affiliated to FIFA in 1996



Flag



Crest



World map



## Number of registered female football players

Registered youth (U-18)	Registered adults (18 and over)	Total registered
200		

## Growth of women's football

Year	Players*
2000	271
2001	
2002	
2003	
2004	
2005	
2006	400

\*Total registered female (adult and youth) players

## Football clubs

763	Total number of football clubs
	Number of clubs with both men's and women's teams
	Number of clubs with women's teams only

## Women's national "A" team

### Number of women's national "A" matches

Year	Matches
2002	
2003	
2004	
2005	
2006	

### Women's national "A" team training sessions per week

## Women's national youth team(s)

## Women's national youth team age categories

## Number of women's youth international matches

Team	2002	2003	2004	2005	2006

## Women's national youth team training sessions per week

## National championship age categories

## Mixed football (boys and girls)

## Girls' and women's football in schools

## Women's futsal activities

## Number of futsal players


## Most popular sport(s) for women and girls

## Dedicated full-time staff for women's football


## Representation of women's football on the board or executive committee

## Botswana (BOT) | CAF


Association founded in 1970  
Affiliated to FIFA in 1978



Flag



Crest



World map



### Number of registered female football players

Registered youth (U-18)	Registered adults (18 and over)	Total registered
497	89	586

### Growth of women's football

Year	Players*
2000	
2001	
2002	
2003	
2004	
2005	
2006	

\*Total registered female (adult and youth) players

### Football clubs

11	Total number of football clubs
3	Number of clubs with both men's and women's teams
8	Number of clubs with women's teams only

### Women's national "A" team

No

### Number of women's national "A" matches

Year	Matches
2002	
2003	
2004	
2005	
2006	

### Women's national "A" team training sessions per week

### Women's national youth team(s)

Yes

### Women's national youth team age categories

U-17 U-19

### Number of women's youth international matches

Team	2002	2003	2004	2005	2006
U-17	0	0	0	0	0
U-19	0	0	0	0	0

### Women's national youth team training sessions per week

4

### National championship age categories

### Mixed football (boys and girls)

Not allowed

### Girls' and women's football in schools

13-20

### Women's futsal activities

No

### Number of futsal players

### Most popular sport(s) for women and girls

Netball

### Dedicated full-time staff for women's football

1 staff member

### Representation of women's football on the board or executive committee

Specific mandate

## Brazil (BRA) | CONMEBOL

Association founded in 1914  
Affiliated to FIFA in 1923



Flag



Crest



World map



### Number of registered female football players

Registered youth (U-18)	Registered adults (18 and over)	Total registered
2,101	7,806	9,907

### Growth of women's football

Year	Players*
2000	
2001	754
2002	2,385
2003	3,561
2004	5,131
2005	7,640
2006	9,907

\*Total registered female (adult and youth) players

### Football clubs

812	Total number of football clubs
159	Number of clubs with both men's and women's teams
61	Number of clubs with women's teams only

### Women's national "A" team

Yes

### Number of women's national "A" matches

Year	Matches
2002	0
2003	0
2004	8
2005	2
2006	11

### Women's national "A" team training sessions per week

14

### Women's national youth team(s)

Yes

### Women's national youth team age categories

U-17 U-20

### Number of women's youth international matches

Team	2002	2003	2004	2005	2006
U-20					12

### Women's national youth team training sessions per week

14

### National championship age categories

Seniors

### Mixed football (boys and girls)

No

### Girls' and women's football in schools

12-16

### Women's futsal activities

Yes\*

\*Separate organisation (CBFS)

### Number of futsal players

1,216 registered female futsal players  
265,350 unregistered female futsal players

### Most popular sport(s) for women and girls

Football

### Dedicated full-time staff for women's football

3 staff members

### Representation of women's football on the board or executive committee

Specific mandate

## British Virgin Islands (VGB) | CONCACAF

Association founded in 1974  
Affiliated to FIFA in 1996



Flag



Crest



World map



### Number of registered female football players

Registered youth (U-18)	Registered adults (18 and over)	Total registered
75	30	105

### Growth of women's football

Year	Players*
2000	121
2001	
2002	
2003	
2004	
2005	
2006	205

\*Total registered female (adult and youth) players

### Football clubs

	Total number of football clubs
	Number of clubs with both men's and women's teams
	Number of clubs with women's teams only

### Women's national "A" team

Yes

### Number of women's national "A" matches

Year	Matches
2002	
2003	
2004	
2005	
2006	

### Women's national "A" team training sessions per week

### Women's national youth team(s)

### Women's national youth team age categories

### Number of women's youth international matches

Team	2002	2003	2004	2005	2006

### Women's national youth team training sessions per week

### National championship age categories

### Mixed football (boys and girls)

### Girls' and women's football in schools

### Women's futsal activities

### Number of futsal players

### Most popular sport(s) for women and girls

### Dedicated full-time staff for women's football

### Representation of women's football on the board or executive committee

## Brunei Darussalam (BRU) | AFC

Association founded in 1959  
Affiliated to FIFA in 1972



Flag



Crest



World map



### Number of registered female football players

Registered youth (U-18)	Registered adults (18 and over)	Total registered
0	0	0

### Growth of women's football

Year	Players*
2000	0
2001	0
2002	0
2003	0
2004	0
2005	0
2006	0

\*Total registered female (adult and youth) players

### Football clubs

124	Total number of football clubs
not officially	Number of clubs with both men's and women's teams
0	Number of clubs with women's teams only

### Women's national "A" team

No

### Number of women's national "A" matches

Year	Matches
2002	
2003	
2004	
2005	
2006	

### Women's national "A" team training sessions per week

### Women's national youth team(s)

No

### Women's national youth team age categories

### Number of women's youth international matches

Team	2002	2003	2004	2005	2006

### Women's national youth team training sessions per week

### National championship age categories

None

### Mixed football (boys and girls)

No

### Girls' and women's football in schools

No

### Women's futsal activities

Yes

### Number of futsal players

0 registered female futsal players

100 unregistered female futsal players

### Most popular sport(s) for women and girls

Netball

Girls' or women's football is in position 2.

### Dedicated full-time staff for women's football


No

### Representation of women's football on the board or executive committee

No

## Bulgaria (BUL) | UEFA

Association founded in 1923  
Affiliated to FIFA in 1924



Flag



Crest



World map



### Number of registered female football players

Registered youth (U-18)	Registered adults (18 and over)	Total registered
120	260	380

### Growth of women's football

Year	Players*
2000	70
2001	92
2002	110
2003	160
2004	220
2005	250
2006	285

\*Total registered female (adult and youth) players

### Football clubs

559	Total number of football clubs
20	Number of clubs with both men's and women's teams
0	Number of clubs with women's teams only

### Women's national "A" team

Yes

### Number of women's national "A" matches

Year	Matches
2002	4
2003	4
2004	4
2005	5
2006	9

### Women's national "A" team training sessions per week

5

### Women's national youth team(s)

Yes

### Women's national youth team age categories

U-17 U-19

### Number of women's youth international matches

Team	2002	2003	2004	2005	2006
U-17	0	0	0	0	0
U-19	3	3	4	3	4

### Women's national youth team training sessions per week

5

### National championship age categories

U-17 Seniors

### Mixed football (boys and girls)

Not allowed

### Girls' and women's football in schools

12-17

### Women's futsal activities

Yes

### Number of futsal players

40 registered female futsal players

10 unregistered female futsal players

### Most popular sport(s) for women and girls

Rhythmic gymnastics, athletics, volleyball

Girls' or women's football is in the top 6.

### Dedicated full-time staff for women's football

No


### Representation of women's football on the board or executive committee

Specific mandate




# Burkina Faso (BFA) | CAF


Association founded in 1960  
Affiliated to FIFA in 1964



Flag



Crest



World map



### Number of registered female football players

Registered youth (U-18)	Registered adults (18 and over)	Total registered
490	660	1,150

### Growth of women's football

Year	Players*
2000	210
2001	467
2002	739
2003	850
2004	850
2005	1,000
2006	1,150

\*Total registered female (adult and youth) players

### Football clubs

15	Total number of football clubs
2	Number of clubs with both men's and women's teams
13	Number of clubs with women's teams only

**Women's national "A" team** No

### Number of women's national "A" matches

Year	Matches
2002	
2003	
2004	
2005	
2006	

### Women's national "A" team training sessions per week

**Women's national youth team(s)** No

### Women's national youth team age categories

### Number of women's youth international matches

Team	2002	2003	2004	2005	2006

### Women's national youth team training sessions per week

### National championship age categories

Seniors

### Mixed football (boys and girls)

No

### Girls' and women's football in schools

7-20

**Women's futsal activities** No

### Number of futsal players

### Most popular sport(s) for women and girls

Athletics, handball

Girls' or women's football is in position 3.

### Dedicated full-time staff for women's football

No

### Representation of women's football on the board or executive committee

Specific mandate

## Burundi (BDI) | CAF

Association founded in 1948  
Affiliated to FIFA in 1972



Flag



Crest



World map



### Number of registered female football players

Registered youth (U-18)	Registered adults (18 and over)	Total registered
275	180	455

### Growth of women's football

Year	Players*
2000	150
2001	248
2002	
2003	
2004	352
2005	370
2006	455

\*Total registered female (adult and youth) players

### Football clubs

146	Total number of football clubs
0	Number of clubs with both men's and women's teams
17	Number of clubs with women's teams only

### Women's national "A" team

No

### Number of women's national "A" matches

Year	Matches
2002	
2003	
2004	
2005	
2006	

### Women's national "A" team training sessions per week

### Women's national youth team(s)

Yes

### Women's national youth team age categories

U-20

### Number of women's youth international matches

Team	2002	2003	2004	2005	2006
U-20	1	0	1	0	1

### Women's national youth team training sessions per week

### National championship age categories

U-20

### Mixed football (boys and girls)

Not allowed

### Girls' and women's football in schools

No

### Women's futsal activities

No

### Number of futsal players

### Most popular sport(s) for women and girls

Basketball

Girls' or women's football is in position 2.

### Dedicated full-time staff for women's football

No

### Representation of women's football on the board or executive committee

Specific mandate

# Cambodia (CAM) | AFC

Association founded in 1933  
Affiliated to FIFA in 1954



Flag



Crest



World map



### Number of registered female football players

Registered youth (U-18)	Registered adults (18 and over)	Total registered
0	0	0

### Growth of women's football

Year	Players*
2000	0
2001	0
2002	0
2003	0
2004	0
2005	0
2006	0

\*Total registered female (adult and youth) players

### Football clubs

65	Total number of football clubs
0	Number of clubs with both men's and women's teams
0	Number of clubs with women's teams only

**Women's national "A" team** No

### Number of women's national "A" matches

Year	Matches
2002	
2003	
2004	
2005	
2006	

### Women's national "A" team training sessions per week

**Women's national youth team(s)** No

### Women's national youth team age categories

### Number of women's youth international matches

Team	2002	2003	2004	2005	2006

### Women's national youth team training sessions per week

### National championship age categories

### Mixed football (boys and girls)

Not allowed

### Girls' and women's football in schools

13-18

**Women's futsal activities** No

### Number of futsal players

### Most popular sport(s) for women and girls

Swimming

Girls or women's football is between position 5 and 10 in the top 20.

### Dedicated full-time staff for women's football

No

### Representation of women's football on the board or executive committee

No

## Cameroon (CMR) | CAF



### Number of registered female football players

Registered youth (U-18)	Registered adults (18 and over)	Total registered
178	309	487

### Growth of women's football

Year	Players*
2000	500
2001	
2002	
2003	
2004	
2005	
2006	487

\*Total registered female (adult and youth) players

### Football clubs

300	Total number of football clubs
0	Number of clubs with both men's and women's teams
23	Number of clubs with women's teams only

### Women's national "A" team

Yes

### Number of women's national "A" matches

Year	Matches
2002	7
2003	6
2004	7
2005	
2006	7

### Women's national "A" team training sessions per week

### Women's national youth team(s)

No

### Women's national youth team age categories

### Number of women's youth international matches

Team	2002	2003	2004	2005	2006

### Women's national youth team training sessions per week

### National championship age categories

Over 18

### Mixed football (boys and girls)

Not allowed

### Girls' and women's football in schools

### Women's futsal activities

No

### Number of futsal players

### Most popular sport(s) for women and girls

Football

### Dedicated full-time staff for women's football

No

### Representation of women's football on the board or executive committee

No

# Canada (CAN) | CONCACAF

Association founded in 1912  
Affiliated to FIFA in 1913



Flag



Crest



World map



## Number of registered female football players

Registered youth (U-18)	Registered adults (18 and over)	Total registered
312,593	53,087	365,680

## Growth of women's football

Year	Players*
2000	270,145
2001	288,513
2002	307,258
2003	342,976
2004	347,228
2005	358,278
2006	365,680

\*Total registered female (adult and youth) players

## Football clubs

7,000	Total number of football clubs
5,000	Number of clubs with both men's and women's teams
	Number of clubs with women's teams only

## Women's national "A" team

Yes

## Number of women's national "A" matches

Year	Matches
2002	15
2003	21
2004	10
2005	11
2006	17

## Women's national "A" team training sessions per week

5-10

## Women's national youth team(s)

Yes

## Women's national youth team age categories

U-17 U-20

## Number of women's youth international matches

Team	2002	2003	2004	2005	2006
U-17	0	0	0	0	0
U-20	17	4	14	0	19

## Women's national youth team training sessions per week

5-10

## National championship age categories

U-14 U-16 U-18 Seniors

## Mixed football (boys and girls)

Allowed, open age

## Girls' and women's football in schools

Open age

## Women's futsal activities

Yes

## Number of futsal players

5,000 registered female futsal players  
10,000 unregistered female futsal players

## Most popular sport(s) for women and girls

Football

## Dedicated full-time staff for women's football

4 staff members

## Representation of women's football on the board or executive committee

Specific mandate

## Cape Verde Islands (CPV) | CAF

**Association founded in 1982**  
**Affiliated to FIFA in 1986**



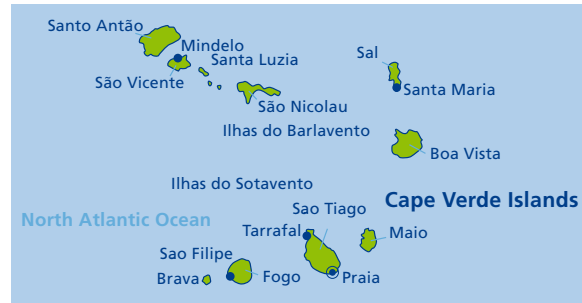
Flag



Crest



World map



### Number of registered female football players

Registered youth (U-18)	Registered adults (18 and over)	Total registered

### Growth of women's football

Year	Players*
2000	
2001	
2002	
2003	
2004	
2005	
2006	

\*Total registered female (adult and youth) players

### Football clubs

82	Total number of football clubs
	Number of clubs with both men's and women's teams
	Number of clubs with women's teams only

### Women's national "A" team

### Number of women's national "A" matches

Year	Matches
2002	
2003	
2004	
2005	
2006	

### Women's national "A" team training sessions per week

--

### Women's national youth team(s)

--

### Women's national youth team age categories

--

### Number of women's youth international matches

Team	2002	2003	2004	2005	2006

### Women's national youth team training sessions per week

--

### National championship age categories

--

### Mixed football (boys and girls)

--

### Girls' and women's football in schools

--

### Women's futsal activities

--

### Number of futsal players

--

### Most popular sport(s) for women and girls

--

### Dedicated full-time staff for women's football

--

### Representation of women's football on the board or executive committee

--

# Cayman Islands (CAY) | CONCACAF

Association founded in 1966  
Affiliated to FIFA in 1992



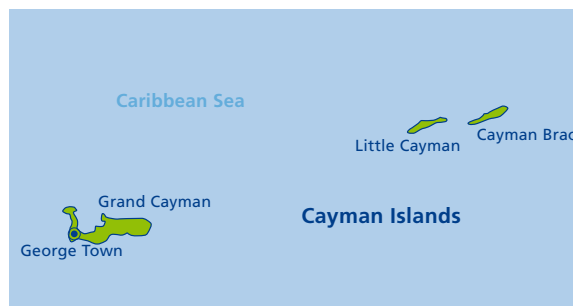
Flag



Crest



World map



## Number of registered female football players

Registered youth (U-18)	Registered adults (18 and over)	Total registered

## Growth of women's football

Year	Players*
2000	364
2001	
2002	
2003	
2004	
2005	
2006	

\*Total registered female (adult and youth) players

## Football clubs

10	Total number of football clubs
	Number of clubs with both men's and women's teams
	Number of clubs with women's teams only

## Women's national "A" team

## Number of women's national "A" matches

Year	Matches
2002	
2003	
2004	
2005	
2006	

## Women's national "A" team training sessions per week

## Women's national youth team(s)

## Women's national youth team age categories

## Number of women's youth international matches

Team	2002	2003	2004	2005	2006

## Women's national youth team training sessions per week

## National championship age categories

## Mixed football (boys and girls)

## Girls' and women's football in schools

## Women's futsal activities

## Number of futsal players

## Most popular sport(s) for women and girls

## Dedicated full-time staff for women's football

## Representation of women's football on the board or executive committee

## Central African Republic (CTA) | CAF



### Number of registered female football players

Registered youth (U-18)	Registered adults (18 and over)	Total registered
200	200	400

### Growth of women's football

Year	Players*
2000	460
2001	425
2002	400
2003	395
2004	375
2005	360
2006	400

\*Total registered female (adult and youth) players

### Football clubs

80	Total number of football clubs
60	Number of clubs with both men's and women's teams
20	Number of clubs with women's teams only

### Women's national "A" team

Yes

### Number of women's national "A" matches

Year	Matches
2002	
2003	
2004	2
2005	
2006	

### Women's national "A" team training sessions per week

5

### Women's national youth team(s)

No

### Women's national youth team age categories

### Number of women's youth international matches

Team	2002	2003	2004	2005	2006

### Women's national youth team training sessions per week

### National championship age categories

### Mixed football (boys and girls)

### Girls' and women's football in schools

10-19

### Women's futsal activities

No

### Number of futsal players

### Most popular sport(s) for women and girls

Football

### Dedicated full-time staff for women's football

No


### Representation of women's football on the board or executive committee

No




# Chad (CHA) | CAF


Association founded in 1962  
Affiliated to FIFA in 1964



Flag



Crest



World map



## Number of registered female football players

Registered youth (U-18)	Registered adults (18 and over)	Total registered
550	460	1,010

## Growth of women's football

Year	Players*
2000	
2001	
2002	
2003	
2004	
2005	
2006	1,010

\*Total registered female (adult and youth) players

## Football clubs

50	Total number of football clubs
	Number of clubs with both men's and women's teams
	Number of clubs with women's teams only

## Women's national "A" team

### Number of women's national "A" matches

Year	Matches
2002	
2003	
2004	
2005	
2006	

### Women's national "A" team training sessions per week

## Women's national youth team(s)

## Women's national youth team age categories

## Number of women's youth international matches

Team	2002	2003	2004	2005	2006

## Women's national youth team training sessions per week

## National championship age categories

## Mixed football (boys and girls)

## Girls' and women's football in schools

## Women's futsal activities

## Number of futsal players


## Most popular sport(s) for women and girls

## Dedicated full-time staff for women's football


## Representation of women's football on the board or executive committee

## Chile (CHI) | CONMEBOL


Association founded in 1895  
Affiliated to FIFA in 1913



Flag



Crest



World map



## Number of registered female football players

Registered youth (U-18)	Registered adults (18 and over)	Total registered
4,500	6,700	11,200

## Growth of women's football

Year	Players*
2000	1,950
2001	2,500
2002	3,600
2003	4,900
2004	5,800
2005	7,100
2006	8,500

\*Total registered female (adult and youth) players

## Football clubs

6,500	Total number of football clubs
200	Number of clubs with both men's and women's teams
180	Number of clubs with women's teams only

## Women's national "A" team

No

## Number of women's national "A" matches

Year	Matches
2002	0
2003	0
2004	0
2005	0
2006	5

## Women's national "A" team training sessions per week

0

## Women's national youth team(s)

Yes

## Women's national youth team age categories

U-14 U-17 U-19

## Number of women's youth international matches

Team	2002	2003	2004	2005	2006
U-14	0	0	0	0	0
U-17	0	0	0	0	0
U-19	0	0	0	0	0
U-20	0	0	0	0	3

## Women's national youth team training sessions per week

7

## National championship age categories

U-17 U-20 Seniors

## Mixed football (boys and girls)

Not allowed

## Girls' and women's football in schools

9-18

## Women's futsal activities

No

## Number of futsal players

## Most popular sport(s) for women and girls

Football

## Dedicated full-time staff for women's football

7 staff members

## Representation of women's football on the board or executive committee

Part of a wider mandate

## China PR (CHN) | AFC

Association founded in 1924  
Affiliated to FIFA in 1931



Flag



Crest



World map



### Number of registered female football players

Registered youth (U-18)	Registered adults (18 and over)	Total registered
2,000	1,000	3,000

### Growth of women's football

Year	Players*
2000	2,940
2001	3,009
2002	3,100
2003	3,150
2004	3,280
2005	3,320
2006	3,000

\*Total registered female (adult and youth) players

### Football clubs

820	Total number of football clubs
1	Number of clubs with both men's and women's teams
24	Number of clubs with women's teams only

### Women's national "A" team

Yes

### Number of women's national "A" matches

Year	Matches
2002	34
2003	34
2004	34
2005	40
2006	36

### Women's national "A" team training sessions per week

10

### Women's national youth team(s)

Yes

### Women's national youth team age categories

U-16 U-19

### Number of women's youth international matches

Team	2002	2003	2004	2005	2006
U-16			10	5	3
U-19	19		28		20

### Women's national youth team training sessions per week

5-7

### National championship age categories

Seniors U-18 U-16

### Mixed football (boys and girls)

No

### Girls' and women's football in schools

U-21 U-18

### Women's futsal activities

No

### Number of futsal players

### Most popular sport(s) for women and girls

Basketball, volleyball

Girls' or women's football is in position 3.

### Dedicated full-time staff for women's football

5 staff members

### Representation of women's football on the board or executive committee

Specific mandate

## Chinese Taipei (TPE) | AFC



### Number of registered female football players

Registered youth (U-18)	Registered adults (18 and over)	Total registered
740	300	1,040

### Growth of women's football

Year	Players*
2000	670
2001	
2002	
2003	
2004	
2005	870
2006	1,040

\*Total registered female (adult and youth) players

### Football clubs

60	Total number of football clubs
0	Number of clubs with both men's and women's teams
0	Number of clubs with women's teams only

### Women's national "A" team

Yes

### Number of women's national "A" matches

Year	Matches
2002	5
2003	4
2004	4
2005	5
2006	12

### Women's national "A" team training sessions per week

12

### Women's national youth team(s)

Yes

### Women's national youth team age categories

U-19

### Number of women's youth international matches

Team	2002	2003	2004	2005	2006
U-19	0	0	5	5	7

### Women's national youth team training sessions per week

5

### National championship age categories

U-11   U-12   U-13   U-16   U-18   Seniors

### Mixed football (boys and girls)

Allowed

### Girls' and women's football in schools

U-11 to college level

### Women's futsal activities

Yes

### Number of futsal players

336 registered female futsal players

1000+ unregistered female futsal players

### Most popular sport(s) for women and girls

Basketball

Position of girls' or women's football unknown

### Dedicated full-time staff for women's football

No

### Representation of women's football on the board or executive committee

Part of a wider mandate

## Colombia (COL) | CONMEBOL



### Number of registered female football players

Registered youth (U-18)	Registered adults (18 and over)	Total registered
780	950	1,730

### Growth of women's football

Year	Players*
2000	500
2001	650
2002	720
2003	862
2004	935
2005	1,050
2006	1,200

\*Total registered female (adult and youth) players

### Football clubs

250	Total number of football clubs
100	Number of clubs with both men's and women's teams
50	Number of clubs with women's teams only

### Women's national "A" team

Yes

### Number of women's national "A" matches

Year	Matches
2002	3
2003	3
2004	3
2005	3
2006	5

### Women's national "A" team training sessions per week

8

### Women's national youth team(s)

Yes

### Women's national youth team age categories

U-19

### Number of women's youth international matches

Team	2002	2003	2004	2005	2006
U-19	0	0	0	3	3
U-20	0	0	0	3	3

### Women's national youth team training sessions per week

6

### National championship age categories

Seniors and youth

### Mixed football (boys and girls)

Not allowed

### Girls' and women's football in schools

10-20

### Women's futsal activities

Yes

### Number of futsal players

144 registered female futsal players

300 unregistered female futsal players

### Most popular sport(s) for women and girls

Basketball

Girls' or women's football is in position 2.

### Dedicated full-time staff for women's football


No

### Representation of women's football on the board or executive committee


Specific mandate

## Comoros (COM) | CAF


Association founded in 1979  
Affiliated to FIFA in 2005



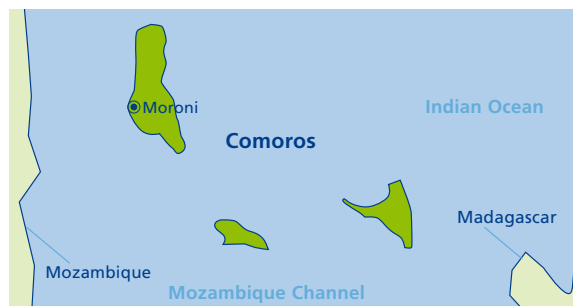
Flag



Crest



World map



### Number of registered female football players

Registered youth (U-18)	Registered adults (18 and over)	Total registered
304	155	459

### Growth of women's football

Year	Players*
2000	
2001	
2002	
2003	
2004	
2005	
2006	

\*Total registered female (adult and youth) players

### Football clubs

	Total number of football clubs
	Number of clubs with both men's and women's teams
	Number of clubs with women's teams only

### Women's national "A" team

Yes

### Number of women's national "A" matches

Year	Matches
2002	0
2003	0
2004	0
2005	0
2006	1

### Women's national "A" team training sessions per week

2

### Women's national youth team(s)

Yes

### Women's national youth team age categories

U-17

### Number of women's youth international matches

Team	2002	2003	2004	2005	2006

### Women's national youth team training sessions per week

2

### National championship age categories

Seniors

### Mixed football (boys and girls)

No

### Girls' and women's football in schools

From age 13-15

### Women's futsal activities

No

### Number of futsal players

### Most popular sport(s) for women and girls

Basketball

Girls' or women's football is in position 2.

### Dedicated full-time staff for women's football

2 staff members

### Representation of women's football on the board or executive committee

Specific mandate

# Congo (CGO) | CAF

Association founded in 1962  
Affiliated to FIFA in 1964



Flag



Crest



World map



## Number of registered female football players

Registered youth (U-18)	Registered adults (18 and over)	Total registered
150	310	460

## Growth of women's football

Year	Players*
2000	365
2001	
2002	
2003	
2004	
2005	
2006	460

\*Total registered female (adult and youth) players

## Football clubs

90	Total number of football clubs
	Number of clubs with both men's and women's teams
	Number of clubs with women's teams only

## Women's national "A" team

### Number of women's national "A" matches

Year	Matches
2002	
2003	
2004	
2005	
2006	

### Women's national "A" team training sessions per week

## Women's national youth team(s)

### Women's national youth team age categories

### Number of women's youth international matches

Team	2002	2003	2004	2005	2006

### Women's national youth team training sessions per week

### National championship age categories

### Mixed football (boys and girls)

### Girls' and women's football in schools

## Women's futsal activities

### Number of futsal players

### Most popular sport(s) for women and girls

### Dedicated full-time staff for women's football

### Representation of women's football on the board or executive committee

## Congo DR (COD) | CAF

Association founded in 1919  
Affiliated to FIFA in 1964





Flag                      Crest                      World map



## Number of registered female football players

Registered youth (U-18)	Registered adults (18 and over)	Total registered
926	2,217	3,143

## Growth of women's football

Year	Players*
2000	0
2001	0
2002	0
2003	420
2004	559
2005	2,750
2006	3,143

\*Total registered female (adult and youth) players

## Football clubs

661	Total number of football clubs
0	Number of clubs with both men's and women's teams
39	Number of clubs with women's teams only

## Women's national "A" team

Yes

## Number of women's national "A" matches

Year	Matches
2002	0
2003	0
2004	0
2005	0
2006	7

## Women's national "A" team training sessions per week

3

## Women's national youth team(s)

Yes

## Women's national youth team age categories

U-20

## Number of women's youth international matches

Team	2002	2003	2004	2005	2006
U-20	0	0	0	0	9

## Women's national youth team training sessions per week

3

## National championship age categories

## Mixed football (boys and girls)

Not allowed

## Girls' and women's football in schools

## Women's futsal activities

No

## Number of futsal players

## Most popular sport(s) for women and girls

Basketball

Girls' or women's football is in position 2.

## Dedicated full-time staff for women's football

No


## Representation of women's football on the board or executive committee

No




# Cook Islands (COK) | OFC


Association founded in 1971  
Affiliated to FIFA in 1994



Flag



Crest



World map



### Number of registered female football players

Registered youth (U-18)	Registered adults (18 and over)	Total registered
187	150	337

### Growth of women's football

Year	Players*
2000	
2001	
2002	
2003	
2004	
2005	
2006	337

\*Total registered female (adult and youth) players

### Football clubs

24	Total number of football clubs
24	Number of clubs with both men's and women's teams
0	Number of clubs with women's teams only

**Women's national "A" team** Yes

### Number of women's national "A" matches

Year	Matches
2002	
2003	4
2004	
2005	
2006	

### Women's national "A" team training sessions per week

3

**Women's national youth team(s)** No

### Women's national youth team age categories

### Number of women's youth international matches

Team	2002	2003	2004	2005	2006

### Women's national youth team training sessions per week

### National championship age categories

U-14 U-16 Seniors

### Mixed football (boys and girls)

Allowed, U-10, U-12

### Girls' and women's football in schools

From ages 10-12

**Women's futsal activities** Yes

### Number of futsal players

62 registered female futsal players  
85 unregistered female futsal players

### Most popular sport(s) for women and girls

Netball  
Girls' or women's football is in position 2.

### Dedicated full-time staff for women's football

No

### Representation of women's football on the board or executive committee

No

## Costa Rica (CRC) | CONCACAF



### Number of registered female football players

Registered youth (U-18)	Registered adults (18 and over)	Total registered
1,434	2,660	4,094

### Growth of women's football

Year	Players*
2000	1,000
2001	1,300
2002	1,850
2003	2,300
2004	2,325
2005	2,500
2006	4,100

\*Total registered female (adult and youth) players

### Football clubs

1,051	Total number of football clubs
5	Number of clubs with both men's and women's teams
140	Number of clubs with women's teams only

### Women's national "A" team

Yes

### Number of women's national "A" matches

Year	Matches
2002	6
2003	10
2004	7
2005	5
2006	10

### Women's national "A" team training sessions per week

10 hours

### Women's national youth team(s)

Yes

### Women's national youth team age categories

U-17    U-20

### Number of women's youth international matches

Team	2002	2003	2004	2005	2006
U-17	0	0	0	5	7
U-20	0	0	3	5	8

### Women's national youth team training sessions per week

10

### National championship age categories

U-15

### Mixed football (boys and girls)

Not allowed

### Girls' and women's football in schools

U-12    U-15    U-17

### Women's futsal activities

Yes

### Number of futsal players

150 registered female futsal players

1,500 unregistered female futsal players

### Most popular sport(s) for women and girls

Football


### Dedicated full-time staff for women's football

2 staff members

### Representation of women's football on the board or executive committee

Yes

## Cote d'Ivoire (CIV) | CAF



## Number of registered female football players

Registered youth (U-18)	Registered adults (18 and over)	Total registered
50	560	610

## Growth of women's football

Year	Players*
2000	
2001	
2002	130
2003	220
2004	253
2005	428
2006	610

\*Total registered female (adult and youth) players

## Football clubs

123	Total number of football clubs
0	Number of clubs with both men's and women's teams
11	Number of clubs with women's teams only

## Women's national "A" team

Yes

## Number of women's national "A" matches

Year	Matches
2002	2
2003	0
2004	0
2005	3
2006	2

## Women's national "A" team training sessions per week

3

## Women's national youth team(s)

No

## Women's national youth team age categories

## Number of women's youth international matches

Team	2002	2003	2004	2005	2006

## Women's national youth team training sessions per week

## National championship age categories

Seniors

## Mixed football (boys and girls)

No

## Girls' and women's football in schools

From ages 9-15

## Women's futsal activities

No

## Number of futsal players

## Most popular sport(s) for women and girls

Handball

Girls' or women's football is in position 4 after handball, basketball and athletics.

## Dedicated full-time staff for women's football

No

## Representation of women's football on the board or executive committee

No

## Croatia (CRO) | UEFA

Association founded in 1912  
Affiliated to FIFA in 1992



Flag



Crest



World map



## Number of registered female football players

Registered youth (U-18)	Registered adults (18 and over)	Total registered
525	893	1,418

## Growth of women's football

Year	Players*
2000	590
2001	680
2002	767
2003	888
2004	989
2005	1,214
2006	1,418

\*Total registered female (adult and youth) players

## Football clubs

1,315	Total number of football clubs
1	Number of clubs with both men's and women's teams
30	Number of clubs with women's teams only

## Women's national "A" team

Yes

## Number of women's national "A" matches

Year	Matches
2002	4
2003	4
2004	8
2005	8
2006	7

## Women's national "A" team training sessions per week

5

## Women's national youth team(s)

Yes

## Women's national youth team age categories

U-17 U-19

## Number of women's youth international matches

Team	2002	2003	2004	2005	2006
U-17					2
U-19			3	6	3

## Women's national youth team training sessions per week

5

## National championship age categories

Seniors U-17

## Mixed football (boys and girls)

U-16

## Girls' and women's football in schools

From ages 10-14

## Women's futsal activities

Yes

## Number of futsal players

0 registered female futsal players

100 unregistered female futsal players

## Most popular sport(s) for women and girls

Volleyball, basketball, handball

Girls' or women's football is in position 6 or 7.

## Dedicated full-time staff for women's football

1 staff member

## Representation of women's football on the board or executive committee

Specific mandate

# Cuba (CUB) | CONCACAF

Association founded in 1924  
Affiliated to FIFA in 1932



Flag



Crest



World map



## Number of registered female football players

Registered youth (U-18)	Registered adults (18 and over)	Total registered
200	400	600

## Growth of women's football

Year	Players*
2000	300
2001	325
2002	350
2003	420
2004	470
2005	510
2006	600

\*Total registered female (adult and youth) players

## Football clubs

169	Total number of football clubs
169	Number of clubs with both men's and women's teams
15	Number of clubs with women's teams only

## Women's national "A" team

Yes

## Number of women's national "A" matches

Year	Matches
2002	
2003	
2004	
2005	
2006	

## Women's national "A" team training sessions per week

10

## Women's national youth team(s)

Yes

## Women's national youth team age categories

U-20

## Number of women's youth international matches

Team	2002	2003	2004	2005	2006

## Women's national youth team training sessions per week

10

## National championship age categories

Seniors

## Mixed football (boys and girls)

U-10

## Girls' and women's football in schools

Starting at 9

## Women's futsal activities

Yes

## Number of futsal players

150 unregistered female futsal players

## Most popular sport(s) for women and girls

Volleyball

Girls' or women's football is in position 5.

## Dedicated full-time staff for women's football

5 staff members

## Representation of women's football on the board or executive committee

Specific mandate

## Cyprus (CYP) | UEFA

Association founded in 1934  
Affiliated to FIFA in 1948



Flag



Crest



World map



## Number of registered female football players

Registered youth (U-18)	Registered adults (18 and over)	Total registered
216	350	566

## Growth of women's football

Year	Players*
2000	220
2001	277
2002	307
2003	341
2004	373
2005	465
2006	566

\*Total registered female (adult and youth) players

## Football clubs

9	Total number of football clubs
2	Number of clubs with both men's and women's teams
7	Number of clubs with women's teams only

## Women's national "A" team

Yes

## Number of women's national "A" matches

Year	Matches
2002	3
2003	0
2004	0
2005	0
2006	2

## Women's national "A" team training sessions per week

1

## Women's national youth team(s)

Yes

## Women's national youth team age categories

U-17

## Number of women's youth international matches

Team	2002	2003	2004	2005	2006
U-17	0	0	0	0	0

## Women's national youth team training sessions per week

1

## National championship age categories

Seniors

## Mixed football (boys and girls)

Not allowed

## Girls' and women's football in schools

## Women's futsal activities

No

## Number of futsal players

## Most popular sport(s) for women and girls

Football

## Dedicated full-time staff for women's football

4 staff members

## Representation of women's football on the board or executive committee

No

## Czech Republic (CZE) | UEFA

Association founded in 1901  
Affiliated to FIFA in 1907



Flag



Crest



World map



### Number of registered female football players

Registered youth (U-18)	Registered adults (18 and over)	Total registered
3,472	10,230	13,702

### Growth of women's football

Year	Players*
2000	6,022
2001	5,000
2002	5,000
2003	8,000
2004	4,000
2005	6,000
2006	14,000

\*Total registered female (adult and youth) players

### Football clubs

4,149	Total number of football clubs
84	Number of clubs with both men's and women's teams
35	Number of clubs with women's teams only

### Women's national "A" team

Yes

### Number of women's national "A" matches

Year	Matches
2002	3
2003	7
2004	9
2005	7
2006	6

### Women's national "A" team training sessions per week

5

### Women's national youth team(s)

Yes

### Women's national youth team age categories

U-19

### Number of women's youth international matches

Team	2002	2003	2004	2005	2006
U-19	1	11	8	11	7

### Women's national youth team training sessions per week

2

### National championship age categories

Seniors (over 14s)

### Mixed football (boys and girls)

Allowed from the age of 12 to 14

### Girls' and women's football in schools

### Women's futsal activities

Yes

### Number of futsal players

200 registered female futsal players

1,000 unregistered female futsal players

### Most popular sport(s) for women and girls

Tennis, football


### Dedicated full-time staff for women's football

No

### Representation of women's football on the board or executive committee

No

## Denmark (DEN) | UEFA



## Number of registered female football players

Registered youth (U-18)	Registered adults (18 and over)	Total registered
46,973	13,361	60,334

## Growth of women's football

Year	Players*
2000	42,316
2001	44,353
2002	50,664
2003	55,845
2004	54,078
2005	56,041
2006	56,727

\*Total registered female (adult and youth) players

## Football clubs

1,633	Total number of football clubs
1,191	Number of clubs with both men's and women's teams
10	Number of clubs with women's teams only

## Women's national "A" team

Yes

## Number of women's national "A" matches

Year	Matches
2002	12
2003	12
2004	13
2005	16
2006	14

## Women's national "A" team training sessions per week

5

## Women's national youth team(s)

Yes

## Women's national youth team age categories

U-16 U-17 U-19

## Number of women's youth international matches

Team	2002	2003	2004	2005	2006
U-16	0	0	0	0	0
U-17	8	11	8	8	10
U-19	12	6	10	11	15

## Women's national youth team training sessions per week

4

## National championship age categories

U-17 Seniors

## Mixed football (boys and girls)

Allowed, U-14

## Girls' and women's football in schools

U-16

## Women's futsal activities

No

## Number of futsal players

## Most popular sport(s) for women and girls

Gymnastics

Girls' or women's football is in position 5.

## Dedicated full-time staff for women's football

8 staff members

## Representation of women's football on the board or executive committee

Specific mandate



## Djibouti (DJI) | CAF

Association founded in 1979  
Affiliated to FIFA in 1994



Flag



Crest



World map



### Number of registered female football players

Registered youth (U-18)	Registered adults (18 and over)	Total registered
		240

### Growth of women's football

Year	Players*
2000	132
2001	
2002	
2003	
2004	
2005	
2006	240

\*Total registered female (adult and youth) players

### Football clubs

6	Total number of football clubs
6	Number of clubs with both men's and women's teams
	Number of clubs with women's teams only

### Women's national "A" team

Yes

### Number of women's national "A" matches

Year	Matches
2002	
2003	
2004	1
2005	1
2006	1

### Women's national "A" team training sessions per week

2-3

### Women's national youth team(s)

No

### Women's national youth team age categories

### Number of women's youth international matches

Team	2002	2003	2004	2005	2006

### Women's national youth team training sessions per week

### National championship age categories

Seniors

### Mixed football (boys and girls)

Allowed from the age of 8 to 13 (schools)

### Girls' and women's football in schools

8-13

### Women's futsal activities

No

### Number of futsal players

### Most popular sport(s) for women and girls

Football

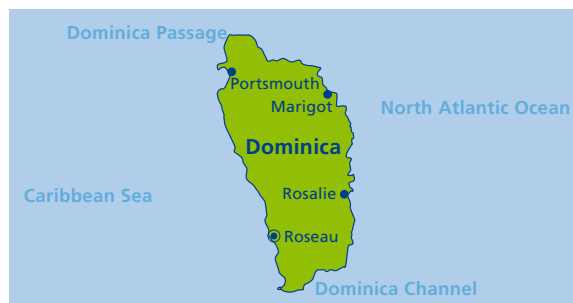

### Dedicated full-time staff for women's football

No

### Representation of women's football on the board or executive committee

Specific mandate

## Dominica (DMA) | CONCACAF



### Number of registered female football players

Registered youth (U-18)	Registered adults (18 and over)	Total registered
25	103	128

### Growth of women's football

Year	Players*
2000	No league
2001	No league
2002	80
2003	142
2004	No league
2005	93
2006	128

\*Total registered female (adult and youth) players

### Football clubs

49	Total number of football clubs
0	Number of clubs with both men's and women's teams
5	Number of clubs with women's teams only

### Women's national "A" team

Yes

### Number of women's national "A" matches

Year	Matches
2002	2
2003	0
2004	0
2005	0
2006	3

### Women's national "A" team training sessions per week

3

### Women's national youth team(s)

Yes

### Women's national youth team age categories

U-19   U-20   U-23

### Number of women's youth international matches

Team	2002	2003	2004	2005	2006
U-19			2		
U-20				3	
U-23					3

### Women's national youth team training sessions per week

3

### National championship age categories

Seniors (over 14s)

### Mixed football (boys and girls)

No

### Girls' and women's football in schools

No

### Women's futsal activities

No

### Number of futsal players

### Most popular sport(s) for women and girls

Netball

Girls' or women's football is in position 2.


### Dedicated full-time staff for women's football

No

### Representation of women's football on the board or executive committee

Specific mandate

## Dominican Republic (DOM) | CONCACAF



### Number of registered female football players

Registered youth (U-18)	Registered adults (18 and over)	Total registered
4,000	600	4,600

### Growth of women's football

Year	Players*
2000	100
2001	300
2002	600
2003	900
2004	1,500
2005	2,000
2006	3,600

\*Total registered female (adult and youth) players

### Football clubs

250	Total number of football clubs
120	Number of clubs with both men's and women's teams
10	Number of clubs with women's teams only

### Women's national "A" team

Yes

### Number of women's national "A" matches

Year	Matches
2002	3
2003	6
2004	4
2005	3
2006	5

### Women's national "A" team training sessions per week

12

### Women's national youth team(s)

Yes

### Women's national youth team age categories

U-15   U-17   U-20

### Number of women's youth international matches

Team	2002	2003	2004	2005	2006
U-15	0	0	0	0	0
U-17	0	0	0	0	0
U-20	3	0	7	3	2

### Women's national youth team training sessions per week

6

### National championship age categories

U-13   U-15   U-17   U-20   Seniors

### Mixed football (boys and girls)

Allowed, U-13

### Girls' and women's football in schools

U-9   U-11   U-13   U-15   U-17

### Women's futsal activities

Yes

### Number of futsal players

500 registered female futsal players

3,000 unregistered female futsal players

### Most popular sport(s) for women and girls

Volleyball

Girls' or women's football is in position 3.

### Dedicated full-time staff for women's football


Yes

### Representation of women's football on the board or executive committee


No

## Ecuador (ECU) | CONMEBOL


Association founded in 1925  
Affiliated to FIFA in 1926



Flag



Crest



World map



### Number of registered female football players

Registered youth (U-18)	Registered adults (18 and over)	Total registered
55	0	377

### Growth of women's football

Year	Players*
2000	0
2001	0
2002	28
2003	13
2004	13
2005	7
2006	377

\*Total registered female (adult and youth) players

### Football clubs

20	Total number of football clubs
	Number of clubs with both men's and women's teams
	Number of clubs with women's teams only

### Women's national "A" team

Yes

### Number of women's national "A" matches

Year	Matches
2002	0
2003	2
2004	0
2005	3
2006	3

### Women's national "A" team training sessions per week

20 hours

### Women's national youth team(s)

Yes

### Women's national youth team age categories

U-20

### Number of women's youth international matches

Team	2002	2003	2004	2005	2006
U-20	0	0	5	0	3

### Women's national youth team training sessions per week

10 hours

### National championship age categories

Open

### Mixed football (boys and girls)

Not allowed

### Girls' and women's football in schools

Yes

### Women's futsal activities

Yes

### Number of futsal players

### Most popular sport(s) for women and girls

Football, futsal, basketball

### Dedicated full-time staff for women's football

Yes

### Representation of women's football on the board or executive committee

Yes

# Egypt (EGY) | CAF

Association founded in 1921  
Affiliated to FIFA in 1923



Flag



Crest



World map



## Number of registered female football players

Registered youth (U-18)	Registered adults (18 and over)	Total registered
500	660	1,160

## Growth of women's football

Year	Players*
2000	200
2001	250
2002	500
2003	800
2004	1,000
2005	1,200
2006	1,500

\*Total registered female (adult and youth) players

## Football clubs

650	Total number of football clubs
51	Number of clubs with both men's and women's teams
20	Number of clubs with women's teams only

## Women's national "A" team

Yes

## Number of women's national "A" matches

Year	Matches
2002	6
2003	4
2004	6
2005	4
2006	10

## Women's national "A" team training sessions per week

2

## Women's national youth team(s)

Yes

## Women's national youth team age categories

U-20

## Number of women's youth international matches

Team	2002	2003	2004	2005	2006

## Women's national youth team training sessions per week

2

## National championship age categories

Seniors U-20

## Mixed football (boys and girls)

U-17

## Girls' and women's football in schools

10-16

## Women's futsal activities

Yes

## Number of futsal players

300 registered female futsal players  
2,000 unregistered female futsal players

## Most popular sport(s) for women and girls

Volleyball, handball, basketball  
Girls' or women's football is in position 3.

## Dedicated full-time staff for women's football


2 staff members

## Representation of women's football on the board or executive committee


Specific mandate

## El Salvador (SLV) | CONCACAF


Association founded in 1935  
Affiliated to FIFA in 1938



Flag



Crest



World map



### Number of registered female football players

Registered youth (U-18)	Registered adults (18 and over)	Total registered
1,376	1,595	2,971

### Growth of women's football

Year	Players*
2000	
2001	
2002	
2003	
2004	976
2005	1,376
2006	2,971

\*Total registered female (adult and youth) players

### Football clubs

	Total number of football clubs
	Number of clubs with both men's and women's teams
	Number of clubs with women's teams only

### Women's national "A" team

No

### Number of women's national "A" matches

Year	Matches
2002	
2003	
2004	
2005	
2006	

### Women's national "A" team training sessions per week

### Women's national youth team(s)

No

### Women's national youth team age categories

### Number of women's youth international matches

Team	2002	2003	2004	2005	2006

### Women's national youth team training sessions per week

### National championship age categories

Seniors and youth

### Mixed football (boys and girls)

Allowed, U-12

### Girls' and women's football in schools

U-11 U-13 U-15 U-17

### Women's futsal activities

Yes

### Number of futsal players

976 registered female futsal players  
500 unregistered female futsal players

### Most popular sport(s) for women and girls

Football

### Dedicated full-time staff for women's football

6 staff members

### Representation of women's football on the board or executive committee

Yes

## England (ENG) | UEFA

Association founded in 1863  
Affiliated to FIFA in 1905



Flag



Crest



World map



### Number of registered female football players

Registered youth (U-18)	Registered adults (18 and over)	Total registered
111,801	17,250	129,051

### Growth of women's football

Year	Players*
2000	41,200
2001	55,500
2002	61,667
2003	84,926
2004	101,173
2005	112,800
2006	129,051

\*Total registered female (adult and youth) players

### Football clubs

40,000	Total number of football clubs
	Number of clubs with both men's and women's teams
	Number of clubs with women's teams only

### Women's national "A" team

Yes

### Number of women's national "A" matches

Year	Matches
2002	13
2003	8
2004	6
2005	14
2006	9

### Women's national "A" team training sessions per week

5

### Women's national youth team(s)

Yes

### Women's national youth team age categories

U-15 U-17 U-19 U-23

### Number of women's youth international matches

Team	2002	2003	2004	2005	2006
U-15	0	0	0	0	0
U-17	0	4	4	4	6
U-19	8	11	10	9	7
U-23	0	0	5	4	5

### Women's national youth team training sessions per week

3

### National championship age categories

U-16 Seniors

### Mixed football (boys and girls)

Allowed, U-11

### Girls' and women's football in schools

All age levels

### Women's futsal activities

Yes

### Number of futsal players

0 registered female futsal players

450 unregistered female futsal players

### Most popular sport(s) for women and girls

Football

### Dedicated full-time staff for women's football


13 staff members

### Representation of women's football on the board or executive committee


No

## Equatorial Guinea (EQG) | CAF


Association founded in 1960  
Affiliated to FIFA in 1986



Flag



Crest



World map



### Number of registered female football players

Registered youth (U-18)	Registered adults (18 and over)	Total registered
	350	

### Growth of women's football

Year	Players*
2000	200
2001	
2002	
2003	
2004	
2005	
2006	350

\*Total registered female (adult and youth) players

### Football clubs

18	Total number of football clubs
	Number of clubs with both men's and women's teams
	Number of clubs with women's teams only

### Women's national "A" team

### Number of women's national "A" matches

Year	Matches
2002	
2003	
2004	
2005	
2006	

### Women's national "A" team training sessions per week

### Women's national youth team(s)

### Women's national youth team age categories

### Number of women's youth international matches

Team	2002	2003	2004	2005	2006

### Women's national youth team training sessions per week

### National championship age categories

### Mixed football (boys and girls)

### Girls' and women's football in schools

### Women's futsal activities

### Number of futsal players

### Most popular sport(s) for women and girls

### Dedicated full-time staff for women's football

### Representation of women's football on the board or executive committee



# Eritrea (ERI) | CAF

Association founded in 1996  
Affiliated to FIFA in 1998



Flag



Crest



World map



## Number of registered female football players

Registered youth (U-18)	Registered adults (18 and over)	Total registered
283	3,136	3,419

## Growth of women's football

Year	Players*
2000	450
2001	1,500
2002	1,860
2003	2,040
2004	2,460
2005	3,000
2006	3,419

\*Total registered female (adult and youth) players

## Football clubs

32	Total number of football clubs
4	Number of clubs with both men's and women's teams
13	Number of clubs with women's teams only

## Women's national "A" team

Yes

## Number of women's national "A" matches

Year	Matches
2002	
2003	4
2004	2
2005	
2006	

## Women's national "A" team training sessions per week

5

## Women's national youth team(s)

Yes

## Women's national youth team age categories

U-17

## Number of women's youth international matches

Team	2002	2003	2004	2005	2006
U-17	0	0	0	0	0

## Women's national youth team training sessions per week

3

## National championship age categories

U-17 Seniors

## Mixed football (boys and girls)

Not allowed

## Girls' and women's football in schools

8-9 10-11 12-13 14-15

## Women's futsal activities

No

## Number of futsal players

## Most popular sport(s) for women and girls

Football

## Dedicated full-time staff for women's football

No

## Representation of women's football on the board or executive committee

Specific mandate

## Estonia (EST) | UEFA

Association founded in 1921  
Affiliated to FIFA in 1923



Flag



Crest



World map



### Number of registered female football players

Registered youth (U-18)	Registered adults (18 and over)	Total registered
272	327	599

### Growth of women's football

Year	Players*
2000	167
2001	109
2002	161
2003	199
2004	200
2005	211
2006	327

\*Total registered female (adult and youth) players

### Football clubs

138	Total number of football clubs
14	Number of clubs with both men's and women's teams
2	Number of clubs with women's teams only

### Women's national "A" team

Yes

### Number of women's national "A" matches

Year	Matches
2002	4
2003	6
2004	5
2005	4
2006	16

### Women's national "A" team training sessions per week

2-3

### Women's national youth team(s)

Yes

### Women's national youth team age categories

U-16 U-19

### Number of women's youth international matches

Team	2002	2003	2004	2005	2006
U-16	0	0	0	2	3
U-19	3	6	6	6	6

### Women's national youth team training sessions per week

2-3

### National championship age categories

U-17 Seniors

### Mixed football (boys and girls)

Allowed, U-12

### Girls' and women's football in schools

### Women's futsal activities

No

### Number of futsal players

### Most popular sport(s) for women and girls

### Dedicated full-time staff for women's football


No

### Representation of women's football on the board or executive committee


No

# Ethiopia (ETH) | CAF


Association founded in 1943  
Affiliated to FIFA in 1952



Flag



Crest



World map



### Number of registered female football players

Registered youth (U-18)	Registered adults (18 and over)	Total registered
5,000	225	5,225

### Growth of women's football

Year	Players*
2000	
2001	
2002	
2003	
2004	
2005	
2006	5,225

\*Total registered female (adult and youth) players

### Football clubs

1,000	Total number of football clubs
4	Number of clubs with both men's and women's teams
38	Number of clubs with women's teams only

### Women's national "A" team

Yes

### Number of women's national "A" matches

Year	Matches
2002	5
2003	5
2004	6
2005	
2006	

### Women's national "A" team training sessions per week

5

### Women's national youth team(s)

No

### Women's national youth team age categories

### Number of women's youth international matches

Team	2002	2003	2004	2005	2006

### Women's national youth team training sessions per week

### National championship age categories

Seniors

### Mixed football (boys and girls)

Not allowed

### Girls' and women's football in schools

10-18

### Women's futsal activities

No

### Number of futsal players

### Most popular sport(s) for women and girls

Football

### Dedicated full-time staff for women's football


1 staff member

### Representation of women's football on the board or executive committee


Specific mandate

## Faroe Islands (FRO) | UEFA


Association founded in 1979  
Affiliated to FIFA in 1988



Flag



Crest



World map



### Number of registered female football players

Registered youth (U-18)	Registered adults (18 and over)	Total registered
1,408	205	1,613

### Growth of women's football

Year	Players*
2000	1,162
2001	1,210
2002	1,467
2003	1,493
2004	1,520
2005	1,504
2006	1,613

\*Total registered female (adult and youth) players

### Football clubs

23	Total number of football clubs
19	Number of clubs with both men's and women's teams
0	Number of clubs with women's teams only

### Women's national "A" team

Yes

### Number of women's national "A" matches

Year	Matches
2002	0
2003	0
2004	2
2005	2
2006	3

### Women's national "A" team training sessions per week

3

### Women's national youth team(s)

Yes

### Women's national youth team age categories

U-17 U-19

### Number of women's youth international matches

Team	2002	2003	2004	2005	2006
U-17	0	0	0	0	0
U-19	3	3	3	3	3

### Women's national youth team training sessions per week

3

### National championship age categories

8-10 11-12 13-14 14-17

### Mixed football (boys and girls)

Allowed, U-14

### Girls' and women's football in schools

### Women's futsal activities

No

### Number of futsal players

### Most popular sport(s) for women and girls

Football

### Dedicated full-time staff for women's football

No

### Representation of women's football on the board or executive committee

No

**Fiji (FIJ)** | OFC

**Association founded in 1938**  
**Affiliated to FIFA in 1964**



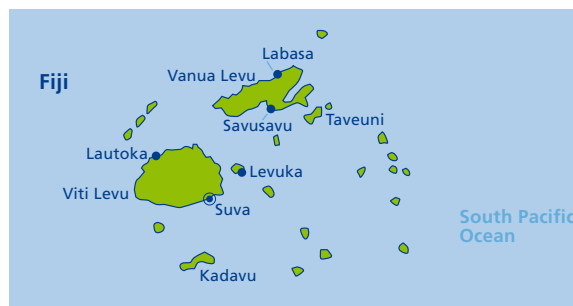
Flag



Crest



World map



**Number of registered female football players**

Registered youth (U-18)	Registered adults (18 and over)	Total registered
850	470	1,320

**Growth of women's football**

Year	Players*
2000	1,013
2001	1,125
2002	1,190
2003	1,236
2004	1,264
2005	1,295
2006	1,320

\*Total registered female (adult and youth) players

**Football clubs**

23	Total number of football clubs
10	Number of clubs with both men's and women's teams
0	Number of clubs with women's teams only

**Women's national "A" team**

Yes

**Number of women's national "A" matches**

Year	Matches
2002	0
2003	5
2004	4
2005	2
2006	0

**Women's national "A" team training sessions per week**

Daily for 3 months prior to OFC tournament

**Women's national youth team(s)**

Yes

**Women's national youth team age categories**

U-20

**Number of women's youth international matches**

Team	2002	2003	2004	2005	2006
U-20	0	5	3	0	4

**Women's national youth team training sessions per week**

Daily for 3 months before play-off

**National championship age categories**

U-18 U-20

**Mixed football (boys and girls)**

Not allowed

**Girls' and women's football in schools**

U-10 U-12

**Women's futsal activities**

Yes

**Number of futsal players**

100 registered female futsal players  
100 unregistered female futsal players

**Most popular sport(s) for women and girls**

Netball  
Girls' or women's football is in position 5.


**Dedicated full-time staff for women's football**

1 staff member

**Representation of women's football on the board or executive committee**

Specific mandate

## Finland (FIN) | UEFA



### Number of registered female football players

Registered youth (U-18)	Registered adults (18 and over)	Total registered
19,628	2,736	22,364

### Growth of women's football

Year	Players*
2000	13,770
2001	15,496
2002	15,325
2003	17,131
2004	18,771
2005	19,886
2006	22,364

\*Total registered female (adult and youth) players

### Football clubs

979	Total number of football clubs
	Number of clubs with both men's and women's teams
	Number of clubs with women's teams only

### Women's national "A" team

Yes

### Number of women's national "A" matches

Year	Matches
2002	8
2003	9
2004	11
2005	16
2006	12

### Women's national "A" team training sessions per week

6-8

### Women's national youth team(s)

Yes

### Women's national youth team age categories

U-16   U-17   U-18   U-19   U-23

### Number of women's youth international matches

Team	2002	2003	2004	2005	2006
U-16	0	0	0	3	2
U-17	6	6	8	9	6
U-18	7	0	5	5	5
U-19	3	4	11	13	5
U-20	0	0	0	0	7
U-21	5	4	4	4	4

### Women's national youth team training sessions per week

5-8

### National championship age categories

Juniors   Seniors

### Mixed football (boys and girls)

Allowed, U-15

### Girls' and women's football in schools

Yes

### Women's futsal activities

Yes

### Number of futsal players

4,700 registered female futsal players

500 unregistered female futsal players

### Most popular sport(s) for women and girls

Gymnastics

Girls' or women's football is in position 2.

### Dedicated full-time staff for women's football

1 staff member

### Representation of women's football on the board or executive committee

No

## France (FRA) | UEFA



### Number of registered female football players

Registered youth (U-18)	Registered adults (18 and over)	Total registered
36,724	23,797	60,521

### Growth of women's football

Year	Players*
2000	39,751
2001	40,210
2002	43,886
2003	45,853
2004	48,502
2005	50,232
2006	60,521

\*Total registered female (adult and youth) players

### Football clubs

18,060	Total number of football clubs
12,385	Number of clubs with both men's and women's teams
100	Number of clubs with women's teams only

### Women's national "A" team

Yes

### Number of women's national "A" matches

Year	Matches
2002	11
2003	14
2004	12
2005	15
2006	15

### Women's national "A" team training sessions per week

5

### Women's national youth team(s)

Yes

### Women's national youth team age categories

U-17	U-19	U-21
------	------	------

### Number of women's youth international matches

Team	2002	2003	2004	2005	2006
U-17	7	10	6	7	7
U-19	13	17	10	21	12
U-21	3	3	3	4	4

### Women's national youth team training sessions per week

5

### National championship age categories

Seniors

### Mixed football (boys and girls)

Allowed, 13/14 years

### Girls' and women's football in schools

6-11    12-18

### Women's futsal activities

Yes

### Number of futsal players

50 registered female futsal players

### Most popular sport(s) for women and girls

Equestrianism (Horse riding)

Girls' or women's football is in position 10.

### Dedicated full-time staff for women's football

3 staff members

### Representation of women's football on the board or executive committee

Specific mandate

## Gabon (GAB) | CAF

Association founded in 1962  
Affiliated to FIFA in 1966



Flag



Crest



World map



### Number of registered female football players

Registered youth (U-18)	Registered adults (18 and over)	Total registered

### Growth of women's football

Year	Players*
2000	
2001	
2002	
2003	
2004	
2005	
2006	

\*Total registered female (adult and youth) players

### Football clubs

60	Total number of football clubs
	Number of clubs with both men's and women's teams
	Number of clubs with women's teams only

### Women's national "A" team

Yes

### Number of women's national "A" matches

Year	Matches
2002	
2003	
2004	
2005	
2006	

### Women's national "A" team training sessions per week

### Women's national youth team(s)

### Women's national youth team age categories

### Number of women's youth international matches

Team	2002	2003	2004	2005	2006

### Women's national youth team training sessions per week

### National championship age categories

### Mixed football (boys and girls)

### Girls' and women's football in schools

### Women's futsal activities

### Number of futsal players

### Most popular sport(s) for women and girls

### Dedicated full-time staff for women's football

### Representation of women's football on the board or executive committee



## Gambia (GAM) | CAF

Association founded in 1952  
Affiliated to FIFA in 1968



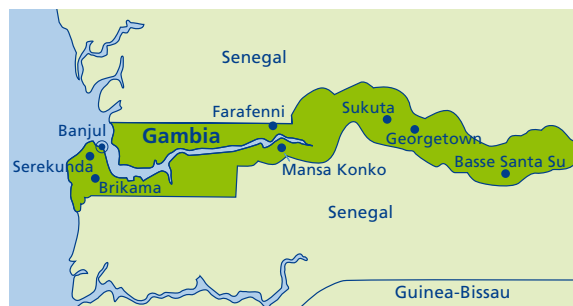
Flag



Crest



World map



### Number of registered female football players

Registered youth (U-18)	Registered adults (18 and over)	Total registered
330	480	810

### Growth of women's football

Year	Players*
2000	250
2001	250
2002	360
2003	360
2004	360
2005	360
2006	810

\*Total registered female (adult and youth) players

### Football clubs

65	Total number of football clubs
4	Number of clubs with both men's and women's teams
23	Number of clubs with women's teams only

### Women's national "A" team

No

### Number of women's national "A" matches

Year	Matches
2002	
2003	
2004	
2005	
2006	

### Women's national "A" team training sessions per week

### Women's national youth team(s)

No

### Women's national youth team age categories

### Number of women's youth international matches

Team	2002	2003	2004	2005	2006

### Women's national youth team training sessions per week

### National championship age categories

15 years and over

### Mixed football (boys and girls)

Not allowed

### Girls' and women's football in schools

8-15

### Women's futsal activities

No

### Number of futsal players

### Most popular sport(s) for women and girls

Football

### Dedicated full-time staff for women's football


4 staff members

### Representation of women's football on the board or executive committee


Specific mandate

## Georgia (GEO) | UEFA


Association founded in 1990  
Affiliated to FIFA in 1992



Flag



Crest



World map



### Number of registered female football players

Registered youth (U-18)	Registered adults (18 and over)	Total registered
340	50	390

### Growth of women's football

Year	Players*
2000	200
2001	220
2002	250
2003	280
2004	300
2005	350
2006	390

\*Total registered female (adult and youth) players

### Football clubs

202	Total number of football clubs
7	Number of clubs with both men's and women's teams
13	Number of clubs with women's teams only

### Women's national "A" team

Yes

### Number of women's national "A" matches

Year	Matches
2002	0
2003	0
2004	0
2005	3
2006	3

### Women's national "A" team training sessions per week

1

### Women's national youth team(s)

Yes

### Women's national youth team age categories

U-17 U-19 U-21

### Number of women's youth international matches

Team	2002	2003	2004	2005	2006
U-17	0	0	0	0	0
U-19	0	0	0	1	7
U-21	0	0	0	0	0

### Women's national youth team training sessions per week

1

### National championship age categories

### Mixed football (boys and girls)

Not allowed

### Girls' and women's football in schools

12-20

### Women's futsal activities

No

### Number of futsal players

### Most popular sport(s) for women and girls

Football

### Dedicated full-time staff for women's football

7 staff members

### Representation of women's football on the board or executive committee

Vice-president

# Germany (GER) | UEFA

Association founded in 1900  
Affiliated to FIFA in 1904



Flag



Crest



World map



## Number of registered female football players

Registered youth (U-18)	Registered adults (18 and over)	Total registered
298,483	656,705	955,188

## Growth of women's football

Year	Players*
2000	841,816
2001	846,317
2002	850,534
2003	857,220
2004	870,633
2005	902,494
2006	955,188

\*Total registered female (adult and youth) players

## Football clubs

25,869	Total number of football clubs
915	Number of clubs with both men's and women's teams
	Number of clubs with women's teams only

## Women's national "A" team

Yes

## Number of women's national "A" matches

Year	Matches
2002	13
2003	20
2004	14
2005	19
2006	13

## Women's national "A" team training sessions per week

5

## Women's national youth team(s)

Yes

## Women's national youth team age categories

U-15 U-17 U-19 U-21 U-23

## Number of women's youth international matches

Team	2002	2003	2004	2005	2006
U-15	0	2	4	4	5
U-17	13	14	14	18	13
U-19	1	10	21	10	17
U-21	6	6	6	5	5

## Women's national youth team training sessions per week

3-5

## National championship age categories

U-17 U-16

## Mixed football (boys and girls)

Allowed until U-17/U-16 level

## Girls' and women's football in schools

All age levels

## Women's futsal activities

No

## Number of futsal players

## Most popular sport(s) for women and girls

Football

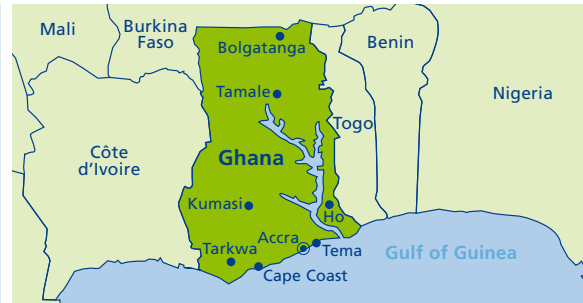
## Dedicated full-time staff for women's football

7 staff members

## Representation of women's football on the board or executive committee

Specific mandate

## Ghana (GHA) | CAF



### Number of registered female football players

Registered youth (U-18)	Registered adults (18 and over)	Total registered
500	1,200	1,700

### Growth of women's football

Year	Players*
2000	450
2001	450
2002	500
2003	900
2004	900
2005	1,200
2006	1,700

\*Total registered female (adult and youth) players

### Football clubs

1,869	Total number of football clubs
2	Number of clubs with both men's and women's teams
86	Number of clubs with women's teams only

### Women's national "A" team

Yes

### Number of women's national "A" matches

Year	Matches
2002	6
2003	7
2004	3
2005	5
2006	5

### Women's national "A" team training sessions per week

### Women's national youth team(s)

Yes

### Women's national youth team age categories

U-14	U-17	U-20
------	------	------

### Number of women's youth international matches

Team	2002	2003	2004	2005	2006
U-14	0	0	0	0	0
U-17	0	0	0	0	0
U-20	0	0	0	0	0

### Women's national youth team training sessions per week

### National championship age categories

Seniors
---------

### Mixed football (boys and girls)

Not allowed
-------------

### Girls' and women's football in schools

12-18
-------

### Women's futsal activities

No

### Number of futsal players

### Most popular sport(s) for women and girls

Netball
Girls' or women's football is in position 2.

### Dedicated full-time staff for women's football

1 staff member
----------------

### Representation of women's football on the board or executive committee

Specific mandate
------------------

## Greece (GRE) | UEFA

Association founded in 1926  
Affiliated to FIFA in 1927



Flag



Crest



World map



## Number of registered female football players

Registered youth (U-18)	Registered adults (18 and over)	Total registered
771	1,528	2,299

## Growth of women's football

Year	Players*
2000	
2001	
2002	
2003	
2004	
2005	
2006	

\*Total registered female (adult and youth) players

## Football clubs

44	Total number of football clubs
	Number of clubs with both men's and women's teams
	Number of clubs with women's teams only

## Women's national "A" team

Yes

## Number of women's national "A" matches

Year	Matches
2002	6
2003	15
2004	14
2005	
2006	2

## Women's national "A" team training sessions per week

## Women's national youth team(s)

Yes

## Women's national youth team age categories

U-17 U-19

## Number of women's youth international matches

Team	2002	2003	2004	2005	2006
U-19					2

## Women's national youth team training sessions per week

2-3

## National championship age categories

## Mixed football (boys and girls)

## Girls' and women's football in schools

## Women's futsal activities

## Number of futsal players

## Most popular sport(s) for women and girls

Volleyball

Girls' or women's football is in position 6.

## Dedicated full-time staff for women's football

2 staff members

## Representation of women's football on the board or executive committee

Specific mandate

## Grenada (GRN) | CONCACAF

Association founded in 1924  
Affiliated to FIFA in 1978





Flag                      Crest                      World map



### Number of registered female football players

Registered youth (U-18)	Registered adults (18 and over)	Total registered
139	221	360

### Growth of women's football

Year	Players*
2000	
2001	
2002	
2003	
2004	
2005	
2006	360

\*Total registered female (adult and youth) players

### Football clubs

33	Total number of football clubs
7	Number of clubs with both men's and women's teams
0	Number of clubs with women's teams only

### Women's national "A" team

Yes

### Number of women's national "A" matches

Year	Matches
2002	
2003	
2004	
2005	3
2006	

### Women's national "A" team training sessions per week

### Women's national youth team(s)

Yes

### Women's national youth team age categories

U-17	U-20	U-23
------	------	------

### Number of women's youth international matches

Team	2002	2003	2004	2005	2006
U-17	0	0	0	3	0
U-20	0	3	0	0	0
U-23	0	0	0	0	0

### Women's national youth team training sessions per week

2

### National championship age categories

U-15	U-20	Seniors
------	------	---------

### Mixed football (boys and girls)

Not allowed

### Girls' and women's football in schools

### Women's futsal activities

No

### Number of futsal players

### Most popular sport(s) for women and girls

Netball

Girls' or women's football is in position 2.

### Dedicated full-time staff for women's football

No

### Representation of women's football on the board or executive committee

Specific mandate

## Guam (GUM) | AFC

Association founded in 1975  
Affiliated to FIFA in 1996



Flag



Crest



World map



## Number of registered female football players

Registered youth (U-18)	Registered adults (18 and over)	Total registered
554	123	677

## Growth of women's football

Year	Players*
2000	290
2001	
2002	
2003	
2004	
2005	
2006	677

\*Total registered female (adult and youth) players

## Football clubs

13	Total number of football clubs
5	Number of clubs with both men's and women's teams
7	Number of clubs with women's teams only

## Women's national "A" team

Yes

## Number of women's national "A" matches

Year	Matches
2002	0
2003	9
2004	7
2005	2
2006	0

## Women's national "A" team training sessions per week

2-3

## Women's national youth team(s)

Yes

## Women's national youth team age categories

U-16 U-19

## Number of women's youth international matches

Team	2002	2003	2004	2005	2006
U-13	0	0	0	3	0
U-15	0	0	0	3	4
U-17	0	0	0	3	4
U-19	3	0	3	0	3

## Women's national youth team training sessions per week

2-3

## National championship age categories

U-16 U-19 Seniors

## Mixed football (boys and girls)

Allowed, U-16

## Girls' and women's football in schools

12-18

## Women's futsal activities

Yes

## Number of futsal players

120 registered female futsal players

## Most popular sport(s) for women and girls

Football

Recently overtook basketball and volleyball

## Dedicated full-time staff for women's football

No

## Representation of women's football on the board or executive committee

Specific mandate

## Guatemala (GUA) | CONCACAF

Association founded in 1919  
Affiliated to FIFA in 1946





Flag                      Crest                      World map



### Number of registered female football players

Registered youth (U-18)	Registered adults (18 and over)	Total registered
5,394	1,444	6,838

### Growth of women's football

Year	Players*
2000	760
2001	
2002	
2003	
2004	
2005	
2006	6,838

\*Total registered female (adult and youth) players

### Football clubs

138	Total number of football clubs
1	Number of clubs with both men's and women's teams
	Number of clubs with women's teams only

### Women's national "A" team

Yes

### Number of women's national "A" matches

Year	Matches
2002	6
2003	3
2004	5
2005	7
2006	7

### Women's national "A" team training sessions per week

3

### Women's national youth team(s)

Yes

### Women's national youth team age categories

U-17    U-20

### Number of women's youth international matches

Team	2002	2003	2004	2005	2006
U-17	3	4	3	5	3
U-20	4	4	3	3	5

### Women's national youth team training sessions per week

5

### National championship age categories

Open

### Mixed football (boys and girls)

Not allowed

### Girls' and women's football in schools

13-18

### Women's futsal activities

No

### Number of futsal players

### Most popular sport(s) for women and girls

Football

### Dedicated full-time staff for women's football

7 staff members

### Representation of women's football on the board or executive committee

Part of a wider mandate



## Guinea (GUI) | CAF



### Number of registered female football players

Registered youth (U-18)	Registered adults (18 and over)	Total registered
2,000	4,200	6,200

### Growth of women's football

Year	Players*
2000	0
2001	1,050
2002	1,500
2003	2,600
2004	3,000
2005	3,250
2006	3,500

\*Total registered female (adult and youth) players

### Football clubs

150	Total number of football clubs
80	Number of clubs with both men's and women's teams
70	Number of clubs with women's teams only

### Women's national "A" team

Yes

### Number of women's national "A" matches

Year	Matches
2002	
2003	
2004	
2005	
2006	

### Women's national "A" team training sessions per week

6

### Women's national youth team(s)

Yes

### Women's national youth team age categories

U-19

### Number of women's youth international matches

Team	2002	2003	2004	2005	2006
U-19					

### Women's national youth team training sessions per week

6

### National championship age categories

Juniors    Seniors

### Mixed football (boys and girls)

Allowed, juniors

### Girls' and women's football in schools

8-16

### Women's futsal activities

No

### Number of futsal players

### Most popular sport(s) for women and girls

Athletics

Girls' or women's football is in position 2.

### Dedicated full-time staff for women's football

No

### Representation of women's football on the board or executive committee

## Guinea-Bissau (GNB) | CAF

Association founded in 1974  
Affiliated to FIFA in 1986



Flag



Crest



World map



### Number of registered female football players

Registered youth (U-18)	Registered adults (18 and over)	Total registered
	380	380

### Growth of women's football

Year	Players*
2000	
2001	
2002	
2003	
2004	240
2005	240
2006	380

\*Total registered female (adult and youth) players

### Football clubs

30	Total number of football clubs
5	Number of clubs with both men's and women's teams
3	Number of clubs with women's teams only

### Women's national "A" team

Yes

### Number of women's national "A" matches

Year	Matches
2002	
2003	
2004	
2005	
2006	2

### Women's national "A" team training sessions per week

3

### Women's national youth team(s)

Yes

### Women's national youth team age categories

U-17

### Number of women's youth international matches

Team	2002	2003	2004	2005	2006

### Women's national youth team training sessions per week

3

### National championship age categories

Seniors

### Mixed football (boys and girls)

Not allowed

### Girls' and women's football in schools

12-14

### Women's futsal activities

No

### Number of futsal players

### Most popular sport(s) for women and girls

Football

### Dedicated full-time staff for women's football

4 staff members

### Representation of women's football on the board or executive committee

Specific mandate

# Guyana (GUY) | CONCACAF

Association founded in 1902  
Affiliated to FIFA in 1970



Flag



Crest



World map



## Number of registered female football players

Registered youth (U-18)	Registered adults (18 and over)	Total registered
696	1,160	1,856

## Growth of women's football

Year	Players*
2000	90
2001	
2002	
2003	
2004	
2005	
2006	1,856

\*Total registered female (adult and youth) players

## Football clubs

114	Total number of football clubs
18	Number of clubs with both men's and women's teams
58	Number of clubs with women's teams only

## Women's national "A" team

No

## Number of women's national "A" matches

Year	Matches
2002	
2003	
2004	
2005	
2006	

## Women's national "A" team training sessions per week

## Women's national youth team(s)

No

## Women's national youth team age categories

## Number of women's youth international matches

Team	2002	2003	2004	2005	2006

## Women's national youth team training sessions per week

## National championship age categories

## Mixed football (boys and girls)

## Girls' and women's football in schools

10-17

## Women's futsal activities

Yes

## Number of futsal players

464 registered female futsal players  
2,000 unregistered female futsal players

## Most popular sport(s) for women and girls

Athletics, netball  
Girls' or women's football is in position 5.

## Dedicated full-time staff for women's football

No

## Representation of women's football on the board or executive committee

Specific mandate

## Haiti (HAI) | CONCACAF

Association founded in 1904  
Affiliated to FIFA in 1934



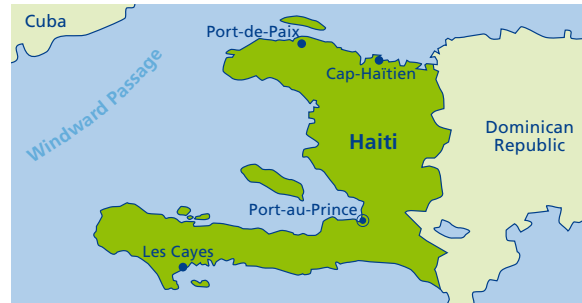
Flag



Crest



World map



### Number of registered female football players

Registered youth (U-18)	Registered adults (18 and over)	Total registered
1,817	729	2,546

### Growth of women's football

Year	Players*
2000	
2001	
2002	
2003	
2004	
2005	
2006	3,046

\*Total registered female (adult and youth) players

### Football clubs

310	Total number of football clubs
	Number of clubs with both men's and women's teams
	Number of clubs with women's teams only

### Women's national "A" team

Yes

### Number of women's national "A" matches

Year	Matches
2002	
2003	
2004	
2005	
2006	

### Women's national "A" team training sessions per week

### Women's national youth team(s)

### Women's national youth team age categories

### Number of women's youth international matches

Team	2002	2003	2004	2005	2006

### Women's national youth team training sessions per week

### National championship age categories

### Mixed football (boys and girls)

### Girls' and women's football in schools

### Women's futsal activities

Yes

### Number of futsal players

500 registered female futsal players


### Most popular sport(s) for women and girls

### Dedicated full-time staff for women's football


### Representation of women's football on the board or executive committee

# Honduras (HON) | CONCACAF


Association founded in 1951  
Affiliated to FIFA in 1951



Flag



Crest



World map



### Number of registered female football players

Registered youth (U-18)	Registered adults (18 and over)	Total registered
470	802	1,272

### Growth of women's football

Year	Players*
2000	968
2001	968
2002	1,165
2003	1,165
2004	809
2005	809
2006	1,272

\*Total registered female (adult and youth) players

### Football clubs

53	Total number of football clubs
3	Number of clubs with both men's and women's teams
50	Number of clubs with women's teams only

### Women's national "A" team

### Number of women's national "A" matches

Year	Matches
2002	3
2003	4
2004	0
2005	2
2006	0

### Women's national "A" team training sessions per week

### Women's national youth team(s)

No

### Women's national youth team age categories

### Number of women's youth international matches

Team	2002	2003	2004	2005	2006
U-17	0	0	0	2	0

### Women's national youth team training sessions per week

### National championship age categories

### Mixed football (boys and girls)

### Girls' and women's football in schools

### Women's futsal activities

No

### Number of futsal players

### Most popular sport(s) for women and girls

### Dedicated full-time staff for women's football


### Representation of women's football on the board or executive committee

## Hong Kong (HKG) | AFC

Association founded in 1914  
Affiliated to FIFA in 1954



Flag



Crest



World map



### Number of registered female football players

Registered youth (U-18)	Registered adults (18 and over)	Total registered
59	170	229

### Growth of women's football

Year	Players*
2000	179
2001	210
2002	278
2003	228
2004	213
2005	219
2006	229

\*Total registered female (adult and youth) players

### Football clubs

78	Total number of football clubs
3	Number of clubs with both men's and women's teams
7	Number of clubs with women's teams only

### Women's national "A" team

Yes

### Number of women's national "A" matches

Year	Matches
2002	3
2003	4
2004	6
2005	6
2006	5

### Women's national "A" team training sessions per week

2-3

### Women's national youth team(s)

Yes

### Women's national youth team age categories

U-18

### Number of women's youth international matches

Team	2002	2003	2004	2005	2006
U-17				3	
U-19	3		3		2

### Women's national youth team training sessions per week

2

### National championship age categories

### Mixed football (boys and girls)

No

### Girls' and women's football in schools

No

### Women's futsal activities

Yes

### Number of futsal players

240 registered female futsal players

240 unregistered female futsal players

### Most popular sport(s) for women and girls

Athletics

Girls' or women's football is not popular.

### Dedicated full-time staff for women's football

No

### Representation of women's football on the board or executive committee

No

## Hungary (HUN) | UEFA

Association founded in 1901  
Affiliated to FIFA in 1907



Flag



Crest



World map



### Number of registered female football players

Registered youth (U-18)	Registered adults (18 and over)	Total registered
1,148	604	1,752

### Growth of women's football

Year	Players*
2000	803
2001	
2002	
2003	
2004	
2005	
2006	1,858

\*Total registered female (adult and youth) players

### Football clubs

2,831	Total number of football clubs
13	Number of clubs with both men's and women's teams
20	Number of clubs with women's teams only

### Women's national "A" team

Yes

### Number of women's national "A" matches

Year	Matches
2002	5
2003	4
2004	7
2005	8
2006	7

### Women's national "A" team training sessions per week

1 / month

### Women's national youth team(s)

Yes

### Women's national youth team age categories

U-17 U-19

### Number of women's youth international matches

Team	2002	2003	2004	2005	2006
U-17	0	0	0	2	0
U-19	6	6	8	8	10

### Women's national youth team training sessions per week

1 / month

### National championship age categories

U-15 U-17 Seniors

### Mixed football (boys and girls)

Allowed

### Girls' and women's football in schools

No

### Women's futsal activities

Yes

### Number of futsal players

180 registered female futsal players

### Most popular sport(s) for women and girls

### Dedicated full-time staff for women's football

1 staff member

### Representation of women's football on the board or executive committee

No

## Iceland (ISL) | UEFA

Association founded in 1947  
Affiliated to FIFA in 1947



Flag



Crest



World map



## Number of registered female football players

Registered youth (U-18)	Registered adults (18 and over)	Total registered
400	5,000	5,400

## Growth of women's football

Year	Players*
2000	4,200
2001	4,100
2002	4,400
2003	5,100
2004	5,300
2005	5,600
2006	5,400

\*Total registered female (adult and youth) players

## Football clubs

97	Total number of football clubs
48	Number of clubs with both men's and women's teams
0	Number of clubs with women's teams only

## Women's national "A" team

Yes

## Number of women's national "A" matches

Year	Matches
2002	6
2003	6
2004	9
2005	5
2006	8

## Women's national "A" team training sessions per week

6

## Women's national youth team(s)

Yes

## Women's national youth team age categories

U-17 U-19

## Number of women's youth international matches

Team	2002	2003	2004	2005	2006
U-17	4	7	4	4	4
U-19(18)	3	3	6	3	5
U-21	5	5	4	4	4

## Women's national youth team training sessions per week

6

## National championship age categories

U-10 U-12 U-14 U-16 U-19

## Mixed football (boys and girls)

Allowed, U-14

## Girls' and women's football in schools

6-16

## Women's futsal activities

Yes

## Number of futsal players

## Most popular sport(s) for women and girls

Football

## Dedicated full-time staff for women's football

No

## Representation of women's football on the board or executive committee

Specific mandate



## India (IND) | AFC

Association founded in 1937  
Affiliated to FIFA in 1948



Flag



Crest



World map



### Number of registered female football players

Registered youth (U-18)	Registered adults (18 and over)	Total registered
5,000	8,000	13,000

### Growth of women's football

Year	Players*
2000	7,000-8,000
2001	
2002	
2003	
2004	
2005	
2006	13,000

\*Total registered female (adult and youth) players

### Football clubs

6,550	Total number of football clubs
65	Number of clubs with both men's and women's teams
25	Number of clubs with women's teams only

### Women's national "A" team

Yes

### Number of women's national "A" matches

Year	Matches
2002	6
2003	6
2004	6
2005	8
2006	2

### Women's national "A" team training sessions per week

No regular sessions

### Women's national youth team(s)

Yes

### Women's national youth team age categories

U-17 U-19

### Number of women's youth international matches

Team	2002	2003	2004	2005	2006
U-17	3	0	3	0	5
U-19	0	5	0	4	10

### Women's national youth team training sessions per week

No regular sessions

### National championship age categories

U-13 U-17 U-19 Seniors

### Mixed football (boys and girls)

Not allowed

### Girls' and women's football in schools

12-17

### Women's futsal activities

No

### Number of futsal players

### Most popular sport(s) for women and girls

Tennis

Girls' or women's football is in position 5 or 6.

### Dedicated full-time staff for women's football

No

### Representation of women's football on the board or executive committee

Specific mandate

## Indonesia (IDN) | AFC



### Number of registered female football players

Registered youth (U-18)	Registered adults (18 and over)	Total registered
	320	320

### Growth of women's football

Year	Players*
2000	200
2001	240
2002	280
2003	320
2004	320
2005	0
2006	0

\*Total registered female (adult and youth) players

### Football clubs

32	Total number of football clubs
2	Number of clubs with both men's and women's teams
0	Number of clubs with women's teams only

### Women's national "A" team

No

### Number of women's national "A" matches

Year	Matches
2002	
2003	1
2004	2
2005	1
2006	

### Women's national "A" team training sessions per week

### Women's national youth team(s)

No

### Women's national youth team age categories

### Number of women's youth international matches

Team	2002	2003	2004	2005	2006
U-17				5	

### Women's national youth team training sessions per week

### National championship age categories

U-19    U-20

### Mixed football (boys and girls)

No

### Girls' and women's football in schools

U-17    U-15

### Women's futsal activities

Yes

### Number of futsal players

150 registered female futsal players  
500 unregistered female futsal players

### Most popular sport(s) for women and girls

Volleyball

### Dedicated full-time staff for women's football

1 staff member

### Representation of women's football on the board or executive committee

No

## Iran (IRN) | AFC



## Number of registered female football players

Registered youth (U-18)	Registered adults (18 and over)	Total registered
496	660	1,156

## Growth of women's football

Year	Players*
2000	
2001	
2002	
2003	
2004	
2005	550
2006	1,156

\*Total registered female (adult and youth) players

## Football clubs

30	Total number of football clubs
29	Number of clubs with both men's and women's teams
1	Number of clubs with women's teams only

## Women's national "A" team

Yes

## Number of women's national "A" matches

Year	Matches
2002	
2003	
2004	
2005	4
2006	1

## Women's national "A" team training sessions per week

4

## Women's national youth team(s)

Yes

## Women's national youth team age categories

U-18

## Number of women's youth international matches

Team	2002	2003	2004	2005	2006
U-18					1

## Women's national youth team training sessions per week

4

## National championship age categories

Seniors U-18

## Mixed football (boys and girls)

No

## Girls' and women's football in schools

9-15

## Women's futsal activities

Yes

## Number of futsal players

6,624 registered female futsal players

11,000 unregistered female futsal players

## Most popular sport(s) for women and girls

Volleyball

Girls' or women's football is in position 2.

## Dedicated full-time staff for women's football

2 staff members

## Representation of women's football on the board or executive committee

Specific mandate

## Iraq (IRQ) | AFC

Association founded in 1948  
Affiliated to FIFA in 1950





Flag                      Crest                      World map



## Number of registered female football players

Registered youth (U-18)	Registered adults (18 and over)	Total registered
200	200	400

## Growth of women's football

Year	Players*
2000	650
2001	
2002	
2003	
2004	
2005	
2006	900

\*Total registered female (adult and youth) players

## Football clubs

110	Total number of football clubs
	Number of clubs with both men's and women's teams
	Number of clubs with women's teams only

## Women's national "A" team

## Number of women's national "A" matches

Year	Matches
2002	
2003	
2004	
2005	
2006	

## Women's national "A" team training sessions per week

## Women's national youth team(s)

## Women's national youth team age categories

## Number of women's youth international matches

Team	2002	2003	2004	2005	2006

## Women's national youth team training sessions per week

## National championship age categories

## Mixed football (boys and girls)

## Girls' and women's football in schools

## Women's futsal activities

Yes

## Number of futsal players

500 registered female futsal players


## Most popular sport(s) for women and girls

## Dedicated full-time staff for women's football

## Representation of women's football on the board or executive committee

## Republic of Ireland (IRL) | UEFA

Association founded in 1921  
Affiliated to FIFA in 1923



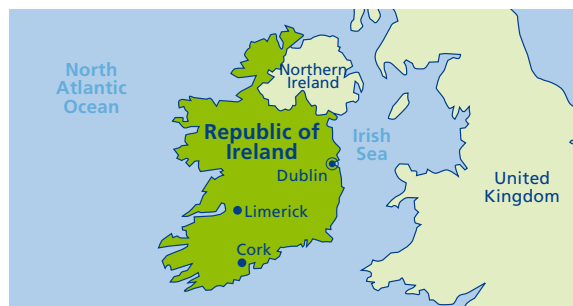
Flag



Crest



World map



### Number of registered female football players

Registered youth (U-18)	Registered adults (18 and over)	Total registered
		12,000

### Growth of women's football

Year	Players*
2000	
2001	
2002	
2003	
2004	
2005	
2006	

\*Total registered female (adult and youth) players

### Football clubs

5,629	Total number of football clubs
199	Number of clubs with both men's and women's teams
150-200	Number of clubs with women's teams only

### Women's national "A" team

Yes

### Number of women's national "A" matches

Year	Matches
2002	4
2003	12
2004	10
2005	7
2006	11

### Women's national "A" team training sessions per week

### Women's national youth team(s)

Yes

### Women's national youth team age categories

U-17 U-19

### Number of women's youth international matches

Team	2002	2003	2004	2005	2006
U-17	3	3	4	4	4
U-19	10	10	10	10	10

### Women's national youth team training sessions per week

### National championship age categories

U-14 U-16 U-18 Seniors

### Mixed football (boys and girls)

Allowed, U-13

### Girls' and women's football in schools

9-16

### Women's futsal activities

Yes

### Number of futsal players

unknown

### Most popular sport(s) for women and girls

Gaelic football

Girls' or women's football is in position 2.

### Dedicated full-time staff for women's football

6 staff members

### Representation of women's football on the board or executive committee

Specific mandate

## Israel (ISR) | UEFA



## Number of registered female football players

Registered youth (U-18)	Registered adults (18 and over)	Total registered
260	400	660

## Growth of women's football

Year	Players*
2000	200
2001	200
2002	200
2003	250
2004	400
2005	619
2006	660

\*Total registered female (adult and youth) players

## Football clubs

18	Total number of football clubs
10	Number of clubs with both men's and women's teams
8	Number of clubs with women's teams only

## Women's national "A" team

Yes

## Number of women's national "A" matches

Year	Matches
2002	4
2003	8
2004	5
2005	5
2006	6

## Women's national "A" team training sessions per week

2

## Women's national youth team(s)

Yes

## Women's national youth team age categories

U-17 U-19

## Number of women's youth international matches

Team	2002	2003	2004	2005	2006
U-17	0	0	0	0	0
U-19	0	1	2	2	1

## Women's national youth team training sessions per week

1

## National championship age categories

U-15 Seniors

## Mixed football (boys and girls)

Allowed, U-13

## Girls' and women's football in schools

10-17

## Women's futsal activities

No

## Number of futsal players

## Most popular sport(s) for women and girls

Basketball

Girls' or women's football is in position 5.

## Dedicated full-time staff for women's football

2 staff members

## Representation of women's football on the board or executive committee

Yes

## Italy (ITA) | UEFA



## Number of registered female football players

Registered youth (U-18)	Registered adults (18 and over)	Total registered
5,800	16,200	22,000

## Growth of women's football

Year	Players*
2000	16,000
2001	17,000
2002	18,000
2003	19,000
2004	20,000
2005	21,000
2006	22,000

\*Total registered female (adult and youth) players

## Football clubs

10,164	Total number of football clubs
15	Number of clubs with both men's and women's teams
479	Number of clubs with women's teams only

## Women's national "A" team

Yes

## Number of women's national "A" matches

Year	Matches
2002	10
2003	9
2004	13
2005	12
2006	13

## Women's national "A" team training sessions per week

4-5

## Women's national youth team(s)

Yes

## Women's national youth team age categories

U-17    U-19

## Number of women's youth international matches

Team	2002	2003	2004	2005	2006
U-17				5	3
U-19	9	9	15	11	7

## Women's national youth team training sessions per week

2-3

## National championship age categories

Seniors    U-18    U-14

## Mixed football (boys and girls)

U-14

## Girls' and women's football in schools

U-12

## Women's futsal activities

Yes

## Number of futsal players

2,682 registered female futsal players

Unregistered female futsal players unknown

## Most popular sport(s) for women and girls

Volleyball

Girls' or women's football is in position 9.

## Dedicated full-time staff for women's football


8 staff members

## Representation of women's football on the board or executive committee


Specific mandate

## Jamaica (JAM) | CONCACAF


Association founded in 1910  
Affiliated to FIFA in 1962



Flag



Crest



World map



### Number of registered female football players

Registered youth (U-18)	Registered adults (18 and over)	Total registered
1,410	430	1,840

### Growth of women's football

Year	Players*
2000	1,400
2001	
2002	
2003	
2004	
2005	
2006	1,710

\*Total registered female (adult and youth) players

### Football clubs

460	Total number of football clubs
12	Number of clubs with both men's and women's teams
2	Number of clubs with women's teams only

### Women's national "A" team

Yes

### Number of women's national "A" matches

Year	Matches
2002	7
2003	2
2004	3
2005	0
2006	7

### Women's national "A" team training sessions per week

4

### Women's national youth team(s)

Yes

### Women's national youth team age categories

U-17 U-20

### Number of women's youth international matches

Team	2002	2003	2004	2005	2006
U-17	0	0	0	0	0
U-20	0	0	0	6	3

### Women's national youth team training sessions per week

4

### National championship age categories

12-37

### Mixed football (boys and girls)

Allowed, U-13

### Girls' and women's football in schools

13-19

### Women's futsal activities

No

### Number of futsal players

### Most popular sport(s) for women and girls

Football

### Dedicated full-time staff for women's football

5 staff members

### Representation of women's football on the board or executive committee

Specific mandate



## Japan (JPN) | AFC



## Number of registered female football players

Registered youth (U-18)	Registered adults (18 and over)	Total registered
7,372	28,441	35,813

## Growth of women's football

Year	Players*
2000	19,141
2001	23,884
2002	25,697
2003	28,018
2004	30,857
2005	34,222
2006	35,819

\*Total registered female (adult and youth) players

## Football clubs

1,000	Total number of football clubs
30	Number of clubs with both men's and women's teams
100	Number of clubs with women's teams only

## Women's national "A" team

Yes

## Number of women's national "A" matches

Year	Matches
2002	11
2003	15
2004	11
2005	9
2006	17

## Women's national "A" team training sessions per week

6-7

## Women's national youth team(s)

Yes

## Women's national youth team age categories

U-16 U-17 U-18 U-19

## Number of women's youth international matches

Team	2002	2003	2004	2005	2006
U-16	0	0	0	0	4
U-17	0	0	0	5	0
U-18	0	0	0	5	3
U-19	10	0	6	2	7

## Women's national youth team training sessions per week

4

## National championship age categories

U-12 U-15 U-18 Seniors

## Mixed football (boys and girls)

Allowed until U-12

## Girls' and women's football in schools

U-12 U-15 U-18 U-22

## Women's futsal activities

Yes

## Number of futsal players

119,727 registered female futsal players

11,364 unregistered female futsal players

## Most popular sport(s) for women and girls

Volleyball

Not yet women's football, but the number of players is growing.

## Dedicated full-time staff for women's football

3 staff members

## Representation of women's football on the board or executive committee

Chairman Women's Committee

Jordan (JOR) | AFC

Association founded in 1949  
Affiliated to FIFA in 1956



Flag



Crest



World map



**Number of registered female football players**

Registered youth (U-18)	Registered adults (18 and over)	Total registered
59	79	138

**Growth of women's football**

Year	Players*
2000	
2001	
2002	
2003	
2004	
2005	170
2006	138

\*Total registered female (adult and youth) players

**Football clubs**

89	Total number of football clubs
3	Number of clubs with both men's and women's teams
4	Number of clubs with women's teams only

**Women's national "A" team**

Yes

**Number of women's national "A" matches**

Year	Matches
2002	
2003	
2004	
2005	7
2006	12

**Women's national "A" team training sessions per week**

4-5

**Women's national youth team(s)**

Yes

**Women's national youth team age categories**

U-19

**Number of women's youth international matches**

Team	2002	2003	2004	2005	2006
U-19					9

**Women's national youth team training sessions per week**

4-5

**National championship age categories**

Seniors U-18 (12-18)

**Mixed football (boys and girls)**

No

**Girls' and women's football in schools**

12-18

**Women's futsal activities**

Yes

**Number of futsal players**

No registered female futsal players  
50 unregistered female futsal players

**Most popular sport(s) for women and girls**

Basketball  
Girls' or women's football is in position 3.

**Dedicated full-time staff for women's football**


7 staff members

**Representation of women's football on the board or executive committee**


Specific mandate

# Kazakhstan (KAZ) | UEFA


Association founded in 1914  
Affiliated to FIFA in 1994



Flag



Crest



World map



## Number of registered female football players

Registered youth (U-18)	Registered adults (18 and over)	Total registered
120	200	320

## Growth of women's football

Year	Players*
2000	200
2001	200
2002	200
2003	200
2004	240
2005	260
2006	320

\*Total registered female (adult and youth) players

## Football clubs

5	Total number of football clubs
1	Number of clubs with both men's and women's teams
4	Number of clubs with women's teams only

## Women's national "A" team

Yes

## Number of women's national "A" matches

Year	Matches
2002	0
2003	2
2004	4
2005	2
2006	7

## Women's national "A" team training sessions per week

0

## Women's national youth team(s)

Yes

## Women's national youth team age categories

U-19

## Number of women's youth international matches

Team	2002	2003	2004	2005	2006
U-19	0	0	3	3	3

## Women's national youth team training sessions per week

0

## National championship age categories

U-16 U-18

## Mixed football (boys and girls)

Not allowed

## Girls' and women's football in schools

## Women's futsal activities

No

## Number of futsal players

## Most popular sport(s) for women and girls

Football

## Dedicated full-time staff for women's football

1 staff member

## Representation of women's football on the board or executive committee

No

# Kenya (KEN) | CAF

Association founded in 1960  
Affiliated to FIFA in 1960



Flag



Crest



World map



### Number of registered female football players

Registered youth (U-18)	Registered adults (18 and over)	Total registered
5,418	2,358	7,776

### Growth of women's football

Year	Players*
2000	4,915
2001	5,000
2002	5,500
2003	6,000
2004	6,700
2005	7,100
2006	7,776

\*Total registered female (adult and youth) players

### Football clubs

710	Total number of football clubs
690	Number of clubs with both men's and women's teams
20	Number of clubs with women's teams only

### Women's national "A" team

Yes

### Number of women's national "A" matches

Year	Matches
2002	1
2003	
2004	2
2005	
2006	3

### Women's national "A" team training sessions per week

3
---

### Women's national youth team(s)

Yes

### Women's national youth team age categories

U-17	U-19
------	------

### Number of women's youth international matches

Team	2002	2003	2004	2005	2006
U-19			2		

### Women's national youth team training sessions per week

2
---

### National championship age categories

U-17	U-19
------	------

### Mixed football (boys and girls)

No
----

### Girls' and women's football in schools

U-17	U-19
------	------

### Women's futsal activities

No

### Number of futsal players

--

### Most popular sport(s) for women and girls

Volleyball
Girls' or women's football is in position 4 after basketball and hockey.

### Dedicated full-time staff for women's football

No
----

### Representation of women's football on the board or executive committee

Specific mandate
------------------

## Korea DPR (PRK) | AFC

Association founded in 1945  
Affiliated to FIFA in 1958



Flag



Crest



World map



## Number of registered female football players

Registered youth (U-18)	Registered adults (18 and over)	Total registered
1,756	1,200	2,956

## Growth of women's football

Year	Players*
2000	2,000
2001	2,000
2002	2,300
2003	2,300
2004	2,700
2005	2,700
2006	2,956

\*Total registered female (adult and youth) players

## Football clubs

173	Total number of football clubs
0	Number of clubs with both men's and women's teams
69	Number of clubs with women's teams only

## Women's national "A" team

Yes

## Number of women's national "A" matches

Year	Matches
2002	11
2003	9
2004	5
2005	12
2006	15

## Women's national "A" team training sessions per week

## Women's national youth team(s)

Yes

## Women's national youth team age categories

U-12 U-14 U-16 U-19

## Number of women's youth international matches

Team	2002	2003	2004	2005	2006
U-19	6		6		11

## Women's national youth team training sessions per week

## National championship age categories

Seniors U-19 U-16

## Mixed football (boys and girls)

No

## Girls' and women's football in schools

6-10 11-16

## Women's futsal activities

No

## Number of futsal players

## Most popular sport(s) for women and girls

Football, table tennis

## Dedicated full-time staff for women's football

7 staff members

## Representation of women's football on the board or executive committee

Specific mandate

## Korea Republic (KOR) | AFC



### Number of registered female football players

Registered youth (U-18)	Registered adults (18 and over)	Total registered
1,340	248	1,588

### Growth of women's football

Year	Players*
2000	1,126
2001	1,180
2002	1,254
2003	1,474
2004	1,588
2005	1,711
2006	1,588

\*Total registered female (adult and youth) players

### Football clubs

90	Total number of football clubs
0	Number of clubs with both men's and women's teams
4	Number of clubs with women's teams only

### Women's national "A" team

Yes

### Number of women's national "A" matches

Year	Matches
2002	11
2003	18
2004	5
2005	4
2006	12

### Women's national "A" team training sessions per week

10-15 days/year

### Women's national youth team(s)

Yes

### Women's national youth team age categories

U-12   U-15   U-17   U-20

### Number of women's youth international matches

Team	2002	2003	2004	2005	2006
U-20	3	0	9	6	3

### Women's national youth team training sessions per week

10-15 days/year

### National championship age categories

U-12   U-15   U-18   U-19

### Mixed football (boys and girls)

Allowed, U-10

### Girls' and women's football in schools

U-12   U-15   U-18

### Women's futsal activities

No

### Number of futsal players

### Most popular sport(s) for women and girls

Golf

### Dedicated full-time staff for women's football

6 staff members

### Representation of women's football on the board or executive committee

Part of a wider mandate

## Kuwait (KUW) | AFC

Association founded in 1952  
Affiliated to FIFA in 1964



Flag



Crest



World map



### Number of registered female football players

Registered youth (U-18)	Registered adults (18 and over)	Total registered
0	0	0

### Growth of women's football

Year	Players*
2000	0
2001	0
2002	0
2003	0
2004	0
2005	0
2006	0

\*Total registered female (adult and youth) players

### Football clubs

15	Total number of football clubs
0	Number of clubs with both men's and women's teams
1	Number of clubs with women's teams only

### Women's national "A" team

No

### Number of women's national "A" matches

Year	Matches
2002	
2003	
2004	
2005	
2006	

### Women's national "A" team training sessions per week

### Women's national youth team(s)

No

### Women's national youth team age categories

### Number of women's youth international matches

Team	2002	2003	2004	2005	2006

### Women's national youth team training sessions per week

### National championship age categories

Friendly events for seniors

### Mixed football (boys and girls)

Not allowed

### Girls' and women's football in schools

12-17

### Women's futsal activities

No

### Number of futsal players

### Most popular sport(s) for women and girls

Football

### Dedicated full-time staff for women's football

No

### Representation of women's football on the board or executive committee

No A Women's Committee will be formed soon.

## Kyrgyzstan (KGZ) | AFC

Association founded in 1992  
Affiliated to FIFA in 1994



Flag



Crest



World map



### Number of registered female football players

Registered youth (U-18)	Registered adults (18 and over)	Total registered
440	75	515

### Growth of women's football

Year	Players*
2000	22
2001	40
2002	65
2003	100
2004	120
2005	300
2006	515

\*Total registered female (adult and youth) players

### Football clubs

50	Total number of football clubs
50	Number of clubs with both men's and women's teams
6	Number of clubs with women's teams only

### Women's national "A" team

No

### Number of women's national "A" matches

Year	Matches
2002	0
2003	0
2004	0
2005	0
2006	0

### Women's national "A" team training sessions per week

0

### Women's national youth team(s)

Yes

### Women's national youth team age categories

U-19

### Number of women's youth international matches

Team	2002	2003	2004	2005	2006
U-19	0	0	0	0	2

### Women's national youth team training sessions per week

According to calendar

### National championship age categories

16-18

### Mixed football (boys and girls)

Not allowed

### Girls' and women's football in schools

No

### Women's futsal activities

Yes

### Number of futsal players

60 registered female futsal players

40 unregistered female futsal players

### Most popular sport(s) for women and girls

### Dedicated full-time staff for women's football

1 staff member

### Representation of women's football on the board or executive committee

Chairman Women's Committee and  
Member of Executive Committee



## Laos (LAO) | AFC



## Number of registered female football players

Registered youth (U-18)	Registered adults (18 and over)	Total registered
120	160	280

## Growth of women's football

Year	Players*
2000	0
2001	
2002	200
2003	200
2004	240
2005	240
2006	280

\*Total registered female (adult and youth) players

## Football clubs

12	Total number of football clubs
6	Number of clubs with both men's and women's teams
6	Number of clubs with women's teams only

## Women's national "A" team

Yes

## Number of women's national "A" matches

Year	Matches
2002	0
2003	0
2004	0
2005	0
2006	2

## Women's national "A" team training sessions per week

\_\_\_\_\_

## Women's national youth team(s)

Yes

## Women's national youth team age categories

U-14	U-16	U-18
------	------	------

## Number of women's youth international matches

Team	2002	2003	2004	2005	2006
U-14	0	0	0	0	0
U-16	0	0	0	0	0
U-18	0	0	0	0	2

## Women's national youth team training sessions per week

3

## National championship age categories

17

## Mixed football (boys and girls)

Not allowed

## Girls' and women's football in schools

12-14

## Women's futsal activities

Starting

## Number of futsal players

\_\_\_\_\_

## Most popular sport(s) for women and girls

Badminton, football

## Dedicated full-time staff for women's football

4 staff members

## Representation of women's football on the board or executive committee

LFF committee

## Latvia (LVA) | UEFA

Association founded in 1921  
Affiliated to FIFA in 1923





Flag                      Crest                      World map



## Number of registered female football players

Registered youth (U-18)	Registered adults (18 and over)	Total registered
886	224	1,110

## Growth of women's football

Year	Players*
2000	126
2001	211
2002	414
2003	590
2004	732
2005	814
2006	1,110

\*Total registered female (adult and youth) players

## Football clubs

67	Total number of football clubs
32	Number of clubs with both men's and women's teams
	Number of clubs with women's teams only

## Women's national "A" team

Yes

## Number of women's national "A" matches

Year	Matches
2002	4
2003	5
2004	4
2005	6
2006	6

## Women's national "A" team training sessions per week

2

## Women's national youth team(s)

Yes

## Women's national youth team age categories

U-17    U-19

## Number of women's youth international matches

Team	2002	2003	2004	2005	2006
U-17	0	0	0	2	7
U-19	6	5	9	8	10

## Women's national youth team training sessions per week

2

## National championship age categories

12 and older    13-14    15-16    17-18

## Mixed football (boys and girls)

Not allowed

## Girls' and women's football in schools

15+    12+

## Women's futsal activities

No

## Number of futsal players

## Most popular sport(s) for women and girls

Not football


Girls' or women's football is in the top 30.

## Dedicated full-time staff for women's football

## Representation of women's football on the board or executive committee

Specific mandate

## Lebanon (LIB) | AFC



### Number of registered female football players

Registered youth (U-18)	Registered adults (18 and over)	Total registered
40	60	100

### Growth of women's football

Year	Players*
2000	
2001	
2002	
2003	
2004	
2005	
2006	100

\*Total registered female (adult and youth) players

### Football clubs

146	Total number of football clubs
3	Number of clubs with both men's and women's teams
0	Number of clubs with women's teams only

### Women's national "A" team

Yes

### Number of women's national "A" matches

Year	Matches
2002	2
2003	2
2004	2
2005	4
2006	2

### Women's national "A" team training sessions per week

2

### Women's national youth team(s)

No

### Women's national youth team age categories

### Number of women's youth international matches

Team	2002	2003	2004	2005	2006

### Women's national youth team training sessions per week

0

### National championship age categories

Being organised

### Mixed football (boys and girls)

Not allowed

### Girls' and women's football in schools

13-18

### Women's futsal activities

Yes

### Number of futsal players

Registered female futsal players:

Unregistered female futsal players:

### Most popular sport(s) for women and girls

Basketball

Girls' or women's football is in position 3.


### Dedicated full-time staff for women's football

Part-time only

### Representation of women's football on the board or executive committee

Specific mandate

## Lesotho (LES) | CAF



### Number of registered female football players

Registered youth (U-18)	Registered adults (18 and over)	Total registered
5,000	200	5,200

### Growth of women's football

Year	Players*
2000	210
2001	350
2002	480
2003	750
2004	2,180
2005	4,600
2006	5,200

\*Total registered female (adult and youth) players

### Football clubs

61	Total number of football clubs
54	Number of clubs with both men's and women's teams
7	Number of clubs with women's teams only

### Women's national "A" team

Yes

### Number of women's national "A" matches

Year	Matches
2002	4
2003	1
2004	1
2005	2
2006	2

### Women's national "A" team training sessions per week

3

### Women's national youth team(s)

Yes

### Women's national youth team age categories

U-17    U-20

### Number of women's youth international matches

Team	2002	2003	2004	2005	2006
U-17	0	0	0	0	3
U-20	0	0	3	2	2

### Women's national youth team training sessions per week

3

### National championship age categories

U-17    U-20

### Mixed football (boys and girls)

Allowed, U-15

### Girls' and women's football in schools

U-12 to U-23

### Women's futsal activities

No

### Number of futsal players

### Most popular sport(s) for women and girls

Netball, athletics

Girls' or women's football is in position 3.

### Dedicated full-time staff for women's football

2 staff members

### Representation of women's football on the board or executive committee

Part of a wider mandate

## Liberia (LBR) | CAF

Association founded in 1936  
Affiliated to FIFA in 1964



Flag



Crest



World map



### Number of registered female football players

Registered youth (U-18)	Registered adults (18 and over)	Total registered
142	135	277

### Growth of women's football

Year	Players*
2000	264
2001	
2002	
2003	
2004	
2005	
2006	277

\*Total registered female (adult and youth) players

### Football clubs

45	Total number of football clubs
0	Number of clubs with both men's and women's teams
2	Number of clubs with women's teams only

### Women's national "A" team

Yes

### Number of women's national "A" matches

Year	Matches
2002	0
2003	0
2004	0
2005	0
2006	3

### Women's national "A" team training sessions per week

### Women's national youth team(s)

No

### Women's national youth team age categories

### Number of women's youth international matches

Team	2002	2003	2004	2005	2006

### Women's national youth team training sessions per week

### National championship age categories

Seniors (16 and above)

### Mixed football (boys and girls)

No

### Girls' and women's football in schools

No

### Women's futsal activities

No

### Number of futsal players

### Most popular sport(s) for women and girls

Football

### Dedicated full-time staff for women's football

No

### Representation of women's football on the board or executive committee

Specific mandate

## Libya (LBY) | CAF

Association founded in 1962  
Affiliated to FIFA in 1964





Flag      Crest      World map



## Number of registered female football players

Registered youth (U-18)	Registered adults (18 and over)	Total registered
0	0	0

## Growth of women's football

Year	Players*
2000	
2001	
2002	
2003	
2004	
2005	
2006	Starting to develop the game, formed a committee in 2006

\*Total registered female (adult and youth) players

## Football clubs

	Total number of football clubs
	Number of clubs with both men's and women's teams
0	Number of clubs with women's teams only

## Women's national "A" team

No

## Number of women's national "A" matches

Year	Matches
2002	
2003	
2004	
2005	
2006	

## Women's national "A" team training sessions per week

--

## Women's national youth team(s)

No

## Women's national youth team age categories

--

## Number of women's youth international matches

Team	2002	2003	2004	2005	2006

## Women's national youth team training sessions per week

--

## National championship age categories

--

## Mixed football (boys and girls)

No

## Girls' and women's football in schools

9-18

## Women's futsal activities

Yes

## Number of futsal players

0 registered female futsal players

Some unregistered female futsal players

## Most popular sport(s) for women and girls

Futsal

## Dedicated full-time staff for women's football

3 staff members

## Representation of women's football on the board or executive committee

No

## Liechtenstein (LIE) | UEFA

Association founded in 1934  
Affiliated to FIFA in 1976



Flag



Crest



World map



### Number of registered female football players

Registered youth (U-18)	Registered adults (18 and over)	Total registered
120	45	165

### Growth of women's football

Year	Players*
2000	72
2001	80
2002	95
2003	110
2004	135
2005	140
2006	165

\*Total registered female (adult and youth) players

### Football clubs

7	Total number of football clubs
7	Number of clubs with both men's and women's teams
0	Number of clubs with women's teams only

### Women's national "A" team

No

### Number of women's national "A" matches

Year	Matches
2002	
2003	
2004	
2005	
2006	

### Women's national "A" team training sessions per week

### Women's national youth team(s)

No

### Women's national youth team age categories

### Number of women's youth international matches

Team	2002	2003	2004	2005	2006

### Women's national youth team training sessions per week

### National championship age categories

9-12	13-16	U-18	Seniors
------	-------	------	---------

### Mixed football (boys and girls)

Allowed, 19 years

### Girls' and women's football in schools

### Women's futsal activities

No

### Number of futsal players

### Most popular sport(s) for women and girls

Volleyball

Girls' or women's football is in position 6 or 7.

### Dedicated full-time staff for women's football

No

### Representation of women's football on the board or executive committee

Other mandates

## Lithuania (LTU) | UEFA

Association founded in 1922  
Affiliated to FIFA in 1923



Flag



Crest



World map



## Number of registered female football players

Registered youth (U-18)	Registered adults (18 and over)	Total registered
361	53	414

## Growth of women's football

Year	Players*
2000	183
2001	197
2002	232
2003	294
2004	358
2005	377
2006	414

\*Total registered female (adult and youth) players

## Football clubs

12	Total number of football clubs
1	Number of clubs with both men's and women's teams
3	Number of clubs with women's teams only

## Women's national "A" team

Yes

## Number of women's national "A" matches

Year	Matches
2002	2
2003	2
2004	2
2005	2
2006	5

## Women's national "A" team training sessions per week

0

## Women's national youth team(s)

Yes

## Women's national youth team age categories

U-17 U-19

## Number of women's youth international matches

Team	2002	2003	2004	2005	2006
U-17	6	6	6	9	9
U-19	9	9	9	9	9

## Women's national youth team training sessions per week

0

## National championship age categories

From 13

## Mixed football (boys and girls)

## Girls' and women's football in schools

## Women's futsal activities

No

## Number of futsal players

## Most popular sport(s) for women and girls

Netball

Girls' or women's football is in position 2.

## Dedicated full-time staff for women's football

No

## Representation of women's football on the board or executive committee

Yes



## Luxembourg (LUX) | UEFA

Association founded in 1908  
Affiliated to FIFA in 1910



Flag



Crest



World map



### Number of registered female football players

Registered youth (U-18)	Registered adults (18 and over)	Total registered
401	453	854

### Growth of women's football

Year	Players*
2000	403
2001	
2002	
2003	
2004	
2005	
2006	854

\*Total registered female (adult and youth) players

### Football clubs

109	Total number of football clubs
24	Number of clubs with both men's and women's teams
	Number of clubs with women's teams only

### Women's national "A" team

Yes

### Number of women's national "A" matches

Year	Matches
2002	
2003	
2004	
2005	
2006	3

### Women's national "A" team training sessions per week

2-3

### Women's national youth team(s)

Yes

### Women's national youth team age categories

U-18

### Number of women's youth international matches

Team	2002	2003	2004	2005	2006
U-18	0	0	0	0	0

### Women's national youth team training sessions per week

2-3

### National championship age categories

Seniors (14 and older), girls in mixed teams

### Mixed football (boys and girls)

Allowed, U-14

### Girls' and women's football in schools

No

### Women's futsal activities

No

### Number of futsal players

### Most popular sport(s) for women and girls

Basketball, volleyball

Football continually developing

### Dedicated full-time staff for women's football

1 staff member

### Representation of women's football on the board or executive committee

Specific mandate

## Macau (MAC) | AFC

Association founded in 1939  
Affiliated to FIFA in 1978



Flag



Crest



World map



## Number of registered female football players

Registered youth (U-18)	Registered adults (18 and over)	Total registered
48	8	56

## Growth of women's football

Year	Players*
2000	0
2001	0
2002	0
2003	0
2004	0
2005	20
2006	50

\*Total registered female (adult and youth) players

## Football clubs

100	Total number of football clubs
2	Number of clubs with both men's and women's teams
1	Number of clubs with women's teams only

## Women's national "A" team

No

## Number of women's national "A" matches

Year	Matches
2002	
2003	
2004	
2005	
2006	

## Women's national "A" team training sessions per week

## Women's national youth team(s)

No

## Women's national youth team age categories

## Number of women's youth international matches

Team	2002	2003	2004	2005	2006

## Women's national youth team training sessions per week

## National championship age categories

## Mixed football (boys and girls)

8-12

## Girls' and women's football in schools

8

## Women's futsal activities

No

## Number of futsal players

## Most popular sport(s) for women and girls

Not answered

## Dedicated full-time staff for women's football

No

## Representation of women's football on the board or executive committee

No

## FYR Macedonia (MKD) | UEFA

Association founded in 1949  
Affiliated to FIFA in 1994



Flag



Crest



World map



## Number of registered female football players

Registered youth (U-18)	Registered adults (18 and over)	Total registered
218	262	570

## Growth of women's football

Year	Players*
2000	125
2001	186
2002	212
2003	243
2004	261
2005	228
2006	350

\*Total registered female (adult and youth) players

## Football clubs

456	Total number of football clubs
0	Number of clubs with both men's and women's teams
14	Number of clubs with women's teams only

## Women's national "A" team

Yes

## Number of women's national "A" matches

Year	Matches
2002	7
2003	6
2004	10
2005	8
2006	12

## Women's national "A" team training sessions per week

3

## Women's national youth team(s)

Yes

## Women's national youth team age categories

U-15 U-16 U-17 U-18 U-19

## Number of women's youth international matches

Team	2002	2003	2004	2005	2006
U-15					1
U-16					2
U-17					1
U-18			2	3	3
U-19			5	7	3

## Women's national youth team training sessions per week

3

## National championship age categories

Seniors U-19 U-18 U-17

## Mixed football (boys and girls)

No

## Girls' and women's football in schools

12-15

## Women's futsal activities

No

## Number of futsal players

1,656 registered female futsal players

542 unregistered female futsal players

## Most popular sport(s) for women and girls

Not answered

## Dedicated full-time staff for women's football

1 staff member

## Representation of women's football on the board or executive committee

No

## Madagascar (MAD) | CAF



### Number of registered female football players

Registered youth (U-18)	Registered adults (18 and over)	Total registered
725	340	1,065

### Growth of women's football

Year	Players*
2000	800
2001	
2002	210
2003	260
2004	322
2005	720
2006	1,065

\*Total registered female (adult and youth) players

### Football clubs

829	Total number of football clubs
738	Number of clubs with both men's and women's teams
91	Number of clubs with women's teams only

### Women's national "A" team

Yes

### Number of women's national "A" matches

Year	Matches
2002	0
2003	0
2004	0
2005	0
2006	0

### Women's national "A" team training sessions per week

2

### Women's national youth team(s)

Yes

### Women's national youth team age categories

U-20

### Number of women's youth international matches

Team	2002	2003	2004	2005	2006
U-20	0	0	0	3	0

### Women's national youth team training sessions per week

2

### National championship age categories

Open

### Mixed football (boys and girls)

Not allowed

### Girls' and women's football in schools

10-22

### Women's futsal activities

Yes

### Number of futsal players

Registered female futsal players:

80 unregistered female futsal players

### Most popular sport(s) for women and girls

Basketball

Girls' or women's football is in position 8.

### Dedicated full-time staff for women's football

No

### Representation of women's football on the board or executive committee

Part of a wider mandate

## Malawi (MWI) | CAF

Association founded in 1966  
Affiliated to FIFA in 1968



Flag



Crest



World map



### Number of registered female football players

Registered youth (U-18)	Registered adults (18 and over)	Total registered
100	100	200

### Growth of women's football

Year	Players*
2000	126
2001	135
2002	139
2003	150
2004	190
2005	200
2006	200

\*Total registered female (adult and youth) players

### Football clubs

176	Total number of football clubs
2	Number of clubs with both men's and women's teams
34	Number of clubs with women's teams only

### Women's national "A" team

Yes

### Number of women's national "A" matches

Year	Matches
2002	4
2003	8
2004	2
2005	7
2006	6

### Women's national "A" team training sessions per week

3

### Women's national youth team(s)

Yes

### Women's national youth team age categories

U-10 U-12 U-17

### Number of women's youth international matches

Team	2002	2003	2004	2005	2006
U-10	0	0	0	0	0
U-12	0	0	0	0	0
U-17	0	0	0	0	0

### Women's national youth team training sessions per week

3

### National championship age categories

13-25

### Mixed football (boys and girls)

Not allowed

### Girls' and women's football in schools

8-17

### Women's futsal activities

No

### Number of futsal players

### Most popular sport(s) for women and girls

Netball

Girls' or women's football is in position 2.

### Dedicated full-time staff for women's football

No

### Representation of women's football on the board or executive committee

Specific mandate

## Malaysia (MAS) | AFC

Association founded in 1933  
Affiliated to FIFA in 1954



Flag



Crest



World map



### Number of registered female football players

Registered youth (U-18)	Registered adults (18 and over)	Total registered
500	1,500	2,000

### Growth of women's football

Year	Players*
2000	800
2001	
2002	
2003	
2004	
2005	
2006	2,000

\*Total registered female (adult and youth) players

### Football clubs

	Total number of football clubs
70	Number of clubs with both men's and women's teams
20	Number of clubs with women's teams only

### Women's national "A" team

Yes

### Number of women's national "A" matches

Year	Matches
2002	4
2003	4
2004	4
2005	6
2006	4

### Women's national "A" team training sessions per week

5

### Women's national youth team(s)

Yes

### Women's national youth team age categories

U-20

### Number of women's youth international matches

Team	2002	2003	2004	2005	2006
U-20				4	6

### Women's national youth team training sessions per week

3

### National championship age categories

Seniors U-12

### Mixed football (boys and girls)

No

### Girls' and women's football in schools

No

### Women's futsal activities

Yes

### Number of futsal players

1,200 registered female futsal players

2,000 unregistered female futsal players

### Most popular sport(s) for women and girls

Netball

Girls' or women's football is in position 6.

### Dedicated full-time staff for women's football

1 staff member

### Representation of women's football on the board or executive committee

Specific mandate

# Maldives (MDV) | AFC

Association founded in 1982  
Affiliated to FIFA in 1986



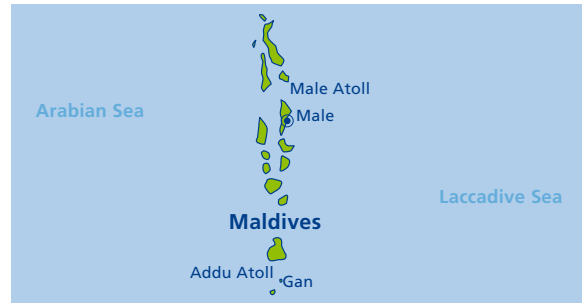
Flag



Crest



World map



### Number of registered female football players

Registered youth (U-18)	Registered adults (18 and over)	Total registered
60	50	110

### Growth of women's football

Year	Players*
2000	55
2001	
2002	
2003	
2004	
2005	
2006	110

\*Total registered female (adult and youth) players

### Football clubs

60	Total number of football clubs
	Number of clubs with both men's and women's teams
	Number of clubs with women's teams only

### Women's national "A" team

### Number of women's national "A" matches

Year	Matches
2002	
2003	
2004	
2005	
2006	

### Women's national "A" team training sessions per week

### Women's national youth team(s)

### Women's national youth team age categories

### Number of women's youth international matches

Team	2002	2003	2004	2005	2006

### Women's national youth team training sessions per week

### National championship age categories

### Mixed football (boys and girls)

### Girls' and women's football in schools

### Women's futsal activities

### Number of futsal players

### Most popular sport(s) for women and girls

### Dedicated full-time staff for women's football

### Representation of women's football on the board or executive committee

## Mali (MLI) | CAF

Association founded in 1960  
Affiliated to FIFA in 1964



Flag



Crest



World map



### Number of registered female football players

Registered youth (U-18)	Registered adults (18 and over)	Total registered
609	352	961

### Growth of women's football

Year	Players*
2000	584
2001	659
2002	677
2003	724
2004	798
2005	902
2006	961

\*Total registered female (adult and youth) players

### Football clubs

200	Total number of football clubs
10	Number of clubs with both men's and women's teams
7	Number of clubs with women's teams only

### Women's national "A" team

Yes

### Number of women's national "A" matches

Year	Matches
2002	3
2003	6
2004	6
2005	6
2006	9

### Women's national "A" team training sessions per week

3

### Women's national youth team(s)

Yes

### Women's national youth team age categories

U-16 U-19

### Number of women's youth international matches

Team	2002	2003	2004	2005	2006
U-20	0	4	6	8	10

### Women's national youth team training sessions per week

3

### National championship age categories

Seniors

### Mixed football (boys and girls)

No

### Girls' and women's football in schools

No

### Women's futsal activities

No

### Number of futsal players

### Most popular sport(s) for women and girls

Basketball

Girls' or women's football is in position 2.

### Dedicated full-time staff for women's football

No

### Representation of women's football on the board or executive committee

Specific mandate



## Malta (MLT) | UEFA

Association founded in 1900  
Affiliated to FIFA in 1960



Flag



Crest



World map



### Number of registered female football players

Registered youth (U-18)	Registered adults (18 and over)	Total registered
119	626	745

### Growth of women's football

Year	Players*
2000	491
2001	509
2002	548
2003	573
2004	628
2005	698
2006	745

\*Total registered female (adult and youth) players

### Football clubs

51	Total number of football clubs
8	Number of clubs with both men's and women's teams
0	Number of clubs with women's teams only

### Women's national "A" team

Yes

### Number of women's national "A" matches

Year	Matches
2002	5
2003	8
2004	8
2005	12
2006	7

### Women's national "A" team training sessions per week

3

### Women's national youth team(s)

No

### Women's national youth team age categories

### Number of women's youth international matches

Team	2002	2003	2004	2005	2006

### Women's national youth team training sessions per week

### National championship age categories

Seniors

### Mixed football (boys and girls)

12

### Girls' and women's football in schools

Under 16

### Women's futsal activities

No

### Number of futsal players

### Most popular sport(s) for women and girls

Basketball, netball

Girls' or women's football is in position 2.

### Dedicated full-time staff for women's football

No

### Representation of women's football on the board or executive committee

Part of a wider mandate

## Mauritania (MTN) | CAF

Association founded in 1961  
Affiliated to FIFA in 1970



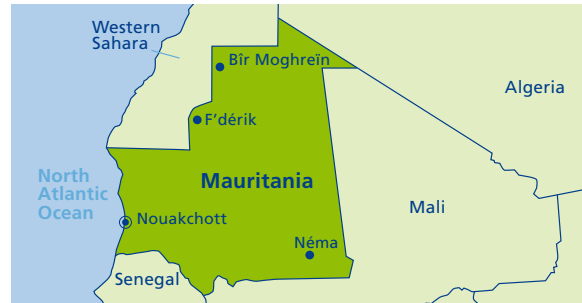
Flag



Crest



World map



### Number of registered female football players

Registered youth (U-18)	Registered adults (18 and over)	Total registered
		100

### Growth of women's football

Year	Players*
2000	
2001	
2002	
2003	
2004	
2005	
2006	100

\*Total registered female (adult and youth) players

### Football clubs

68	Total number of football clubs
0	Number of clubs with both men's and women's teams
4	Number of clubs with women's teams only

### Women's national "A" team

No

### Number of women's national "A" matches

Year	Matches
2002	
2003	
2004	
2005	
2006	

### Women's national "A" team training sessions per week

### Women's national youth team(s)

No

### Women's national youth team age categories

### Number of women's youth international matches

Team	2002	2003	2004	2005	2006

### Women's national youth team training sessions per week

### National championship age categories

Seniors

### Mixed football (boys and girls)

Not allowed

### Girls' and women's football in schools

No

### Women's futsal activities

No

### Number of futsal players

### Most popular sport(s) for women and girls

Basketball

Girls' or women's football is in position 2.

### Dedicated full-time staff for women's football

No

### Representation of women's football on the board or executive committee

No

## Mauritius (MRI) | CAF

Association founded in 1952  
Affiliated to FIFA in 1964



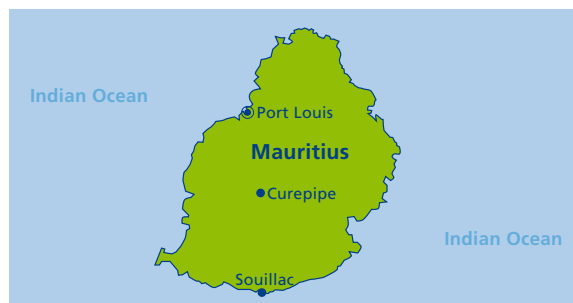
Flag



Crest



World map



### Number of registered female football players

Registered youth (U-18)	Registered adults (18 and over)	Total registered
120	280	400

### Growth of women's football

Year	Players*
2000	250
2001	
2002	
2003	
2004	
2005	
2006	400

\*Total registered female (adult and youth) players

### Football clubs

15	Total number of football clubs
12	Number of clubs with both men's and women's teams
3	Number of clubs with women's teams only

### Women's national "A" team

Yes

### Number of women's national "A" matches

Year	Matches
2002	1
2003	0
2004	0
2005	0
2006	0

### Women's national "A" team training sessions per week

Occasionally

### Women's national youth team(s)

Yes

### Women's national youth team age categories

U-15 U-19

### Number of women's youth international matches

Team	2002	2003	2004	2005	2006
U-15	0				
U-20	0				

### Women's national youth team training sessions per week

Occasionally

### National championship age categories

### Mixed football (boys and girls)

Not allowed

### Girls' and women's football in schools

Open category

### Women's futsal activities

No

### Number of futsal players

### Most popular sport(s) for women and girls

Track and field

Girls' or women's football is in position 3.

### Dedicated full-time staff for women's football

1 staff member

### Representation of women's football on the board or executive committee

Specific mandate

## Mexico (MEX) | CONCACAF

Association founded in 1927  
Affiliated to FIFA in 1929



Flag



Crest



World map



### Number of registered female football players

Registered youth (U-18)	Registered adults (18 and over)	Total registered
9,091	5,435	14,526

### Growth of women's football

Year	Players*
2000	
2001	
2002	12,450
2003	17,089
2004	16,691
2005	13,746
2006	15,526

\*Total registered female (adult and youth) players

### Football clubs

302	Total number of football clubs
1	Number of clubs with both men's and women's teams
0	Number of clubs with women's teams only

### Women's national "A" team

Yes

### Number of women's national "A" matches

Year	Matches
2002	6
2003	23
2004	13
2005	6
2006	17

### Women's national "A" team training sessions per week

28 hours

### Women's national youth team(s)

Yes

### Women's national youth team age categories

U-17 U-20

### Number of women's youth international matches

Team	2002	2003	2004	2005	2006
U-17	0	0	0	0	0
U-20	0	0	0	0	8

### Women's national youth team training sessions per week

7

### National championship age categories

11-12 12-13 13-14 15-16 U-19 open

### Mixed football (boys and girls)

Allowed from 5 to 6

### Girls' and women's football in schools

8-15

### Women's futsal activities

Yes

### Number of futsal players

3,200 registered female futsal players  
30,000 unregistered female futsal players

### Most popular sport(s) for women and girls

Football

### Dedicated full-time staff for women's football

3 staff members

### Representation of women's football on the board or executive committee

Specific mandate

## Moldova (MDA) | UEFA

Association founded in 1990  
Affiliated to FIFA in 1994



Flag



Crest



World map



### Number of registered female football players

Registered youth (U-18)	Registered adults (18 and over)	Total registered
263	160	423

### Growth of women's football

Year	Players*
2000	250
2001	250
2002	270
2003	293
2004	300
2005	312
2006	390

\*Total registered female (adult and youth) players

### Football clubs

5	Total number of football clubs
1	Number of clubs with both men's and women's teams
4	Number of clubs with women's teams only

### Women's national "A" team

No

### Number of women's national "A" matches

Year	Matches
2002	3
2003	3
2004	0
2005	3
2006	3

### Women's national "A" team training sessions per week

### Women's national youth team(s)

Yes

### Women's national youth team age categories

U-17 U-19

### Number of women's youth international matches

Team	2002	2003	2004	2005	2006
U-17	0	0	0	0	0
U-19	10	12	9	14	9

### Women's national youth team training sessions per week

5-6

### National championship age categories

U-18

### Mixed football (boys and girls)

Allowed, U-12

### Girls' and women's football in schools

### Women's futsal activities

Yes

### Number of futsal players

90 registered female futsal players

0 unregistered female futsal players

### Most popular sport(s) for women and girls

Tennis, dancing

Girls' or women's football is one of the top sports.

### Dedicated full-time staff for women's football


1 staff member

### Representation of women's football on the board or executive committee


No

## Mongolia (MGL) | AFC


Association founded in 1959  
Affiliated to FIFA in 1998



Flag



Crest



World map



### Number of registered female football players

Registered youth (U-18):	Registered adults (18 and over)	Total registered
20	0	20

### Growth of women's football

Year	Players*
2000	0
2001	0
2002	0
2003	0
2004	20
2005	20
2006	20

\*Total registered female (adult and youth) players

### Football clubs

10	Total number of football clubs
0	Number of clubs with both men's and women's teams
0	Number of clubs with women's teams only

### Women's national "A" team

No

### Number of women's national "A" matches

Year	Matches
2002	
2003	
2004	
2005	
2006	

### Women's national "A" team training sessions per week

### Women's national youth team(s)

No

### Women's national youth team age categories

### Number of women's youth international matches

Team	2002	2003	2004	2005	2006

### Women's national youth team training sessions per week

### National championship age categories

None

### Mixed football (boys and girls)

Not allowed

### Girls' and women's football in schools

12-15

### Women's futsal activities

No

### Number of futsal players

### Most popular sport(s) for women and girls

Basketball

Girls' or women's football is not ranked.

### Dedicated full-time staff for women's football

Part of a wider mandate

### Representation of women's football on the board or executive committee

Specific mandate

## Montenegro (MNE) | UEFA

Association founded in 1931  
Affiliated to FIFA in 2007



Flag



Crest



World map



### Number of registered female football players

Registered youth (U-18)	Registered adults (18 and over)	Total registered
70	10	80

### Growth of women's football

Year	Players*
2000	
2001	
2002	
2003	
2004	
2005	
2006	80

\*Total registered female (adult and youth) players

### Football clubs

4	Total number of football clubs
4	Number of clubs with both men's and women's teams
0	Number of clubs with women's teams only

### Women's national "A" team

No

### Number of women's national "A" matches

Year	Matches
2002	
2003	
2004	
2005	
2006	

### Women's national "A" team training sessions per week

### Women's national youth team(s)

No

### Women's national youth team age categories

### Number of women's youth international matches

Team	2002	2003	2004	2005	2006

### Women's national youth team training sessions per week

### National championship age categories

### Mixed football (boys and girls)

Not allowed

### Girls' and women's football in schools

U-14, U-18

### Women's futsal activities

Yes

### Number of futsal players

### Most popular sport(s) for women and girls

Handball, basketball, volleyball

Girls' or women's football is between position 10 and 15.

### Dedicated full-time staff for women's football

No

### Representation of women's football on the board or executive committee

No

# Montserrat (MSR) | CONCACAF

Association founded in 1994  
Affiliated to FIFA in 1996



Flag



Crest



World map



### Number of registered female football players

Registered youth (U-18)	Registered adults (18 and over)	Total registered

### Growth of women's football

Year	Players*
2000	
2001	
2002	
2003	
2004	
2005	
2006	

\*Total registered female (adult and youth) players

### Football clubs

	Total number of football clubs
	Number of clubs with both men's and women's teams
	Number of clubs with women's teams only

### Women's national "A" team

### Number of women's national "A" matches

Year	Matches
2002	
2003	
2004	
2005	
2006	

### Women's national "A" team training sessions per week

### Women's national youth team(s)

### Women's national youth team age categories

### Number of women's youth international matches

Team	2002	2003	2004	2005	2006

### Women's national youth team training sessions per week

### National championship age categories

### Mixed football (boys and girls)

### Girls' and women's football in schools

### Women's futsal activities

### Number of futsal players

### Most popular sport(s) for women and girls

### Dedicated full-time staff for women's football

### Representation of women's football on the board or executive committee



# Morocco (MAR) | CAF


Association founded in 1955  
Affiliated to FIFA in 1960



Flag



Crest



World map



### Number of registered female football players

Registered youth (U-18)	Registered adults (18 and over)	Total registered
0	1,268	1,268

### Growth of women's football

Year	Players*
2000	265
2001	
2002	
2003	
2004	
2005	
2006	1,268

\*Total registered female (adult and youth) players

### Football clubs

563	Total number of football clubs
36	Number of clubs with both men's and women's teams
	Number of clubs with women's teams only

### Women's national "A" team

Yes

### Number of women's national "A" matches

Year	Matches
2002	4
2003	3
2004	4
2005	5
2006	4

### Women's national "A" team training sessions per week

2

### Women's national youth team(s)

No

### Women's national youth team age categories

### Number of women's youth international matches

Team	2002	2003	2004	2005	2006

### Women's national youth team training sessions per week

### National championship age categories

Seniors

### Mixed football (boys and girls)

Not allowed

### Girls' and women's football in schools

### Women's futsal activities

No

### Number of futsal players

### Most popular sport(s) for women and girls

Football

### Dedicated full-time staff for women's football


2 staff members

### Representation of women's football on the board or executive committee

Part of a mandate

## Mozambique (MOZ) | CAF

Association founded in 1976  
Affiliated to FIFA in 1980



Flag



Crest



World map



### Number of registered female football players

Registered youth (U-18)	Registered adults (18 and over)	Total registered
0	115	115

### Growth of women's football

Year	Players*
2000	100
2001	
2002	
2003	
2004	
2005	181
2006	115

\*Total registered female (adult and youth) players

### Football clubs

40	Total number of football clubs
12	Number of clubs with both men's and women's teams
32	Number of clubs with women's teams only

### Women's national "A" team

Yes

### Number of women's national "A" matches

Year	Matches
2002	0
2003	0
2004	0
2005	0
2006	2

### Women's national "A" team training sessions per week

9

### Women's national youth team(s)

No

### Women's national youth team age categories

U-20

### Number of women's youth international matches

Team	2002	2003	2004	2005	2006
U-20	0	0	0	0	4

### Women's national youth team training sessions per week

### National championship age categories

Seniors

### Mixed football (boys and girls)

Not allowed

### Girls' and women's football in schools

12-16

### Women's futsal activities

Yes

### Number of futsal players

160 registered female futsal players

1,000 unregistered female futsal players

### Most popular sport(s) for women and girls

Football

### Dedicated full-time staff for women's football

2 staff members

### Representation of women's football on the board or executive committee

Yes

# Myanmar (MYA) | AFC

Association founded in 1947  
Affiliated to FIFA in 1948



Flag



Crest



World map



## Number of registered female football players

Registered youth (U-18)	Registered adults (18 and over)	Total registered
1,500	3,580	5,080

## Growth of women's football

Year	Players*
2000	3,200
2001	
2002	
2003	
2004	
2005	
2006	5,080

\*Total registered female (adult and youth) players

## Football clubs

598	Total number of football clubs
	Number of clubs with both men's and women's teams
	Number of clubs with women's teams only

## Women's national "A" team

### Number of women's national "A" matches

Year	Matches
2002	
2003	
2004	
2005	
2006	

### Women's national "A" team training sessions per week

## Women's national youth team(s)

## Women's national youth team age categories

## Number of women's youth international matches

Team	2002	2003	2004	2005	2006

## Women's national youth team training sessions per week

## National championship age categories

## Mixed football (boys and girls)

## Girls' and women's football in schools

## Women's futsal activities

## Number of futsal players


## Most popular sport(s) for women and girls

## Dedicated full-time staff for women's football


## Representation of women's football on the board or executive committee

## Namibia (NAM) | CAF


Association founded in 1990  
Affiliated to FIFA in 1992



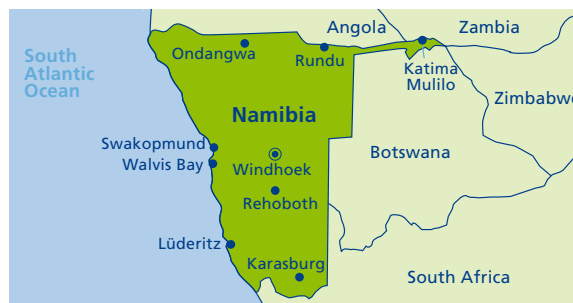
Flag



Crest



World map



### Number of registered female football players

Registered youth (U-18)	Registered adults (18 and over)	Total registered
1,800	1,600	3,400

### Growth of women's football

Year	Players*
2000	
2001	
2002	
2003	
2004	300
2005	500
2006	3,400

\*Total registered female (adult and youth) players

### Football clubs

54	Total number of football clubs
7	Number of clubs with both men's and women's teams
47	Number of clubs with women's teams only

### Women's national "A" team

Yes

### Number of women's national "A" matches

Year	Matches
2002	1
2003	1
2004	2
2005	0
2006	11

### Women's national "A" team training sessions per week

2

### Women's national youth team(s)

Yes

### Women's national youth team age categories

U-17 U-20

### Number of women's youth international matches

Team	2002	2003	2004	2005	2006
U-17	3	3	3	3	3
U-20	3	3	3	3	3

### Women's national youth team training sessions per week

### National championship age categories

Seniors

### Mixed football (boys and girls)

Allowed, U-15

### Girls' and women's football in schools

U-15 U-17 U-19

### Women's futsal activities

No

### Number of futsal players

### Most popular sport(s) for women and girls

Netball, football and hockey

Girls' or women's football is in position 2.

### Dedicated full-time staff for women's football

0, but 2 volunteers

### Representation of women's football on the board or executive committee

Women's football only

## Nepal (NEP) | AFC

Association founded in 1951  
Affiliated to FIFA in 1972



Flag



Crest



World map



### Number of registered female football players

Registered youth (U-18)	Registered adults (18 and over)	Total registered
800	440	1,240

### Growth of women's football

Year	Players*
2000	50
2001	100
2002	200
2003	400
2004	800
2005	1,000
2006	1,240

\*Total registered female (adult and youth) players

### Football clubs

39	Total number of football clubs
39	Number of clubs with both men's and women's teams
0	Number of clubs with women's teams only

**Women's national "A" team** Yes

### Number of women's national "A" matches

Year	Matches
2002	
2003	
2004	
2005	
2006	

### Women's national "A" team training sessions per week

**Women's national youth team(s)** Yes

### Women's national youth team age categories

U-16	U-19
------	------

### Number of women's youth international matches

Team	2002	2003	2004	2005	2006

### Women's national youth team training sessions per week

### National championship age categories

U-16	U-19
------	------

### Mixed football (boys and girls)

### Girls' and women's football in schools

**Women's futsal activities** No

### Number of futsal players

### Most popular sport(s) for women and girls



### Dedicated full-time staff for women's football

### Representation of women's football on the board or executive committee

## Netherlands (NED) | UEFA



### Number of registered female football players

Registered youth (U-18)	Registered adults (18 and over)	Total registered
49,984	37,978	87,962

### Growth of women's football

Year	Players*
2000	69,748
2001	69,932
2002	67,306
2003	70,719
2004	76,024
2005	80,875
2006	87,962

\*Total registered female (adult and youth) players

### Football clubs

3,573	Total number of football clubs
2,000	Number of clubs with both men's and women's teams
	Number of clubs with women's teams only

### Women's national "A" team

Yes

### Number of women's national "A" matches

Year	Matches
2002	8
2003	8
2004	10
2005	11
2006	15

### Women's national "A" team training sessions per week

4

### Women's national youth team(s)

Yes

### Women's national youth team age categories

U-15   U-17   U-19

### Number of women's youth international matches

Team	2002	2003	2004	2005	2006
U-15	0	2	2	6	2
U-17	6	8	8	11	12
U-19	4	17	10	8	15

### Women's national youth team training sessions per week

3

### National championship age categories

Seniors and all youth age categories through mixed gender football

### Mixed football (boys and girls)

Allowed until 19 in all youth age categories

### Girls' and women's football in schools

10-12

### Women's futsal activities

Yes

### Number of futsal players

2,881 registered female futsal players

Unregistered female futsal players: unknown

### Most popular sport(s) for women and girls

Field hockey

Girls' or women's football is the 2<sup>nd</sup> most popular team sport.

### Dedicated full-time staff for women's football

6 staff members

### Representation of women's football on the board or executive committee

Subject related/integrated

## Netherlands Antilles (ANT) | CONCACAF



### Number of registered female football players

Registered youth (U-18)	Registered adults (18 and over)	Total registered
20	60	80

### Growth of women's football

Year	Players*
2000	0
2001	
2002	
2003	
2004	
2005	50
2006	80

\*Total registered female (adult and youth) players

### Football clubs

40	Total number of football clubs
1	Number of clubs with both men's and women's teams
2	Number of clubs with women's teams only

### Women's national "A" team

Yes

### Number of women's national "A" matches

Year	Matches
2002	0
2003	0
2004	0
2005	2
2006	2

### Women's national "A" team training sessions per week

3

### Women's national youth team(s)

Yes

### Women's national youth team age categories

U-17

### Number of women's youth international matches

Team	2002	2003	2004	2005	2006
U-17	0	0	0	0	2

### Women's national youth team training sessions per week

2

### National championship age categories

Seniors    U-17 to start in 2008

### Mixed football (boys and girls)

Not allowed

### Girls' and women's football in schools

U-13    U-17

### Women's futsal activities

Yes

### Number of futsal players

80 registered female futsal players

30 unregistered female futsal players

### Most popular sport(s) for women and girls

Softball and volleyball

Girls' or women's football is in position 6.

### Dedicated full-time staff for women's football

No

### Representation of women's football on the board or executive committee

No

## New Caledonia (NCL) | OFC



### Number of registered female football players

Registered youth (U-18)	Registered adults (18 and over)	Total registered
299	190	489

### Growth of women's football

Year	Players*
2000	0
2001	
2002	
2003	54
2004	119
2005	199
2006	489

\*Total registered female (adult and youth) players

### Football clubs

13	Total number of football clubs
12	Number of clubs with both men's and women's teams
1	Number of clubs with women's teams only

### Women's national "A" team

Yes

### Number of women's national "A" matches

Year	Matches
2002	0
2003	0
2004	0
2005	0
2006	0

### Women's national "A" team training sessions per week

5 days every 5 weeks

### Women's national youth team(s)

No

### Women's national youth team age categories

U-20

### Number of women's youth international matches

Team	2002	2003	2004	2005	2006
U-20	0	0	0	0	3

### Women's national youth team training sessions per week

5 days every 5 weeks

### National championship age categories

16    Seniors

### Mixed football (boys and girls)

Allowed, U-13

### Girls' and women's football in schools

10-16

### Women's futsal activities

No

### Number of futsal players

### Most popular sport(s) for women and girls

Cricket, volleyball

Girls' or women's football is in position 3.

### Dedicated full-time staff for women's football

No

### Representation of women's football on the board or executive committee

Specific mandate



## New Zealand (NZL) | OFC



### Number of registered female football players

Registered youth (U-18)	Registered adults (18 and over)	Total registered
19,326	4,264	23,590

### Growth of women's football

Year	Players*
2000	20,798
2001	
2002	
2003	
2004	
2005	
2006	23,790

\*Total registered female (adult and youth) players

### Football clubs

325	Total number of football clubs
318	Number of clubs with both men's and women's teams
0	Number of clubs with women's teams only

### Women's national "A" team

Yes

### Number of women's national "A" matches

Year	Matches
2002	0
2003	4
2004	5
2005	2
2006	2

### Women's national "A" team training sessions per week

5

### Women's national youth team(s)

Yes

### Women's national youth team age categories

U-14 U-17 U-20

### Number of women's youth international matches

Team	2002	2003	2004	2005	2006
U-14	0	0	0	0	5
U-17	0	0	0	0	5
U-20	0	0	0	0	17

### Women's national youth team training sessions per week

4-5

### National championship age categories

U-14 U-16 U-20 involved in seniors Seniors

### Mixed football (boys and girls)

No restrictions

### Girls' and women's football in schools

5-17

### Women's futsal activities

Yes

### Number of futsal players

200 registered female futsal players  
0 unregistered female futsal players

### Most popular sport(s) for women and girls

Netball, girls football and hockey  
Girls' or women's football is the 2<sup>nd</sup> most popular winter team sport.

### Dedicated full-time staff for women's football

1 staff member

### Representation of women's football on the board or executive committee

No

## Nicaragua (NCA) | CONCACAF



### Number of registered female football players

Registered youth (U-18)	Registered adults (18 and over)	Total registered
7,000	250	7,250

### Growth of women's football

Year	Players*
2000	800
2001	2,600
2002	3,400
2003	4,000
2004	4,760
2005	5,000
2006	7,250

\*Total registered female (adult and youth) players

### Football clubs

5,324	Total number of football clubs
0	Number of clubs with both men's and women's teams
1	Number of clubs with women's teams only

### Women's national "A" team

Yes

### Number of women's national "A" matches

Year	Matches
2002	
2003	3
2004	3
2005	3
2006	2

### Women's national "A" team training sessions per week

20 hours

### Women's national youth team(s)

Yes

### Women's national youth team age categories

U-17    U-20

### Number of women's youth international matches

Team	2002	2003	2004	2005	2006
U-15	0	2	0	2	0
U-17	0	0	1	0	0
U-20	0	0	0	1	1
U-23	0	1	0	0	1

### Women's national youth team training sessions per week

20 hours

### National championship age categories

U-17    U-20    Seniors

### Mixed football (boys and girls)

Not allowed

### Girls' and women's football in schools

U-15    U-17

### Women's futsal activities

Yes

### Number of futsal players

700 registered female futsal players

5,000 unregistered female futsal players

### Most popular sport(s) for women and girls

Football

### Dedicated full-time staff for women's football

33 staff members

### Representation of women's football on the board or executive committee

Specific mandate

## Niger (NIG) | CAF

Association founded in 1967  
Affiliated to FIFA in 1967



Flag



Crest



World map



### Number of registered female football players

Registered youth (U-18)	Registered adults (18 and over)	Total registered
0	0	0

### Growth of women's football

Year	Players*
2000	0
2001	0
2002	0
2003	0
2004	0
2005	0
2006	0

\*Total registered female (adult and youth) players

### Football clubs

120	Total number of football clubs
0	Number of clubs with both men's and women's teams
0	Number of clubs with women's teams only

### Women's national "A" team

No

### Number of women's national "A" matches

Year	Matches
2002	
2003	
2004	
2005	
2006	

### Women's national "A" team training sessions per week

### Women's national youth team(s)

No

### Women's national youth team age categories

### Number of women's youth international matches

Team	2002	2003	2004	2005	2006

### Women's national youth team training sessions per week

### National championship age categories

None

### Mixed football (boys and girls)

No

### Girls' and women's football in schools

14-18

### Women's futsal activities

No

### Number of futsal players

### Most popular sport(s) for women and girls

Basketball

### Dedicated full-time staff for women's football

No

### Representation of women's football on the board or executive committee

No

# Nigeria (NGA) | CAF

Association founded in 1945  
Affiliated to FIFA in 1960



Flag



Crest



World map



### Number of registered female football players

Registered youth (U-18)	Registered adults (18 and over)	Total registered
	1,110	

### Growth of women's football

Year	Players*
2000	660
2001	
2002	
2003	
2004	
2005	
2006	1,110

\*Total registered female (adult and youth) players

### Football clubs

52	Total number of football clubs
	Number of clubs with both men's and women's teams
	Number of clubs with women's teams only

### Women's national "A" team

### Number of women's national "A" matches

Year	Matches
2002	
2003	
2004	
2005	
2006	

### Women's national "A" team training sessions per week

### Women's national youth team(s)

### Women's national youth team age categories

### Number of women's youth international matches

Team	2002	2003	2004	2005	2006

### Women's national youth team training sessions per week

### National championship age categories

### Mixed football (boys and girls)

### Girls' and women's football in schools

### Women's futsal activities

### Number of futsal players

### Most popular sport(s) for women and girls

### Dedicated full-time staff for women's football

### Representation of women's football on the board or executive committee

## Northern Ireland (NIR) | UEFA

Association founded in 1880  
Affiliated to FIFA in 1911



Flag



Crest



World map



### Number of registered female football players

Registered youth (U-18)	Registered adults (18 and over)	Total registered
1,257	636	1,893

### Growth of women's football

Year	Players*
2000	No data
2001	No data
2002	720 (seniors only)
2003	740 (seniors only)
2004	819 (seniors only)
2005	968 (seniors only)
2006	1,893 (including juniors)

\*Total registered female (adult and youth) players

### Football clubs

820	Total number of football clubs
20	Number of clubs with both men's and women's teams
20	Number of clubs with women's teams only

### Women's national "A" team

Yes

### Number of women's national "A" matches

Year	Matches
2002	0
2003	0
2004	5
2005	8
2006	7

### Women's national "A" team training sessions per week

2

### Women's national youth team(s)

Yes

### Women's national youth team age categories

U-15 U-16 U-17 U-19 U-21

### Number of women's youth international matches

Team	2002	2003	2004	2005	2006
U-15	2	3	3	3	3
U-16	2	0	0	0	0
U-17	5	4	4	3	3
U-19	7	7	8	8	3
U-21	0	1	0	0	0

### Women's national youth team training sessions per week

2

### National championship age categories

### Mixed football (boys and girls)

Allowed, no restriction, often U-14

### Girls' and women's football in schools

6-11 U-13 U-15 U-17/18

### Women's futsal activities

No

### Number of futsal players

### Most popular sport(s) for women and girls

Hockey

### Dedicated full-time staff for women's football

2 staff members

### Representation of women's football on the board or executive committee

Specific mandate

## Norway (NOR) | UEFA

Association founded in 1902  
Affiliated to FIFA in 1908



Flag



Crest



World map



### Number of registered female football players

Registered youth (U-18)	Registered adults (18 and over)	Total registered
82,733	15,225	97,958

### Growth of women's football

Year	Players*
2000	74,686
2001	80,561
2002	85,680
2003	94,892
2004	104,597
2005	98,158
2006	98,158

\*Total registered female (adult and youth) players

### Football clubs

1,841	Total number of football clubs
1,400	Number of clubs with both men's and women's teams
	Number of clubs with women's teams only

### Women's national "A" team

Yes

### Number of women's national "A" matches

Year	Matches
2002	13
2003	18
2004	13
2005	16
2006	13

### Women's national "A" team training sessions per week

7

### Women's national youth team(s)

Yes

### Women's national youth team age categories

U-15	U-16	U-17	U-19	U-23
------	------	------	------	------

### Number of women's youth international matches

Team	2002	2003	2004	2005	2006
U-15	0	0	0	0	1
U-16	0	0	0	0	1
U-17	0	0	0	0	7
U-19	0	0	0	0	11
U-23	0	0	0	0	7

### Women's national youth team training sessions per week

7

### National championship age categories

U-15/16	U-17	U-19	U-23
---------	------	------	------

### Mixed football (boys and girls)

### Girls' and women's football in schools

### Women's futsal activities

No

### Number of futsal players

### Most popular sport(s) for women and girls

Football

### Dedicated full-time staff for women's football

5 staff members

### Representation of women's football on the board or executive committee

3

# Oman (OMA) | AFC

**Association founded in 1978**  
**Affiliated to FIFA in 1980**



Flag



Crest



World map



### Number of registered female football players

Registered youth (U-18)	Registered adults (18 and over)	Total registered
0	0	0

### Growth of women's football

Year	Players*
2000	0
2001	0
2002	0
2003	0
2004	0
2005	0
2006	0

\*Total registered female (adult and youth) players

### Football clubs

43	Total number of football clubs
0	Number of clubs with both men's and women's teams
0	Number of clubs with women's teams only

**Women's national "A" team** No

### Number of women's national "A" matches

Year	Matches
2002	0
2003	0
2004	0
2005	0
2006	0

### Women's national "A" team training sessions per week

0
---

**Women's national youth team(s)** No

### Women's national youth team age categories

--

### Number of women's youth international matches

Team	2002	2003	2004	2005	2006

### Women's national youth team training sessions per week

--

### National championship age categories

--

### Mixed football (boys and girls)

Not allowed
-------------

### Girls' and women's football in schools

--

**Women's futsal activities** No

### Number of futsal players

--

### Most popular sport(s) for women and girls

Indoor basketball, volleyball
-------------------------------

### Dedicated full-time staff for women's football

No
----

### Representation of women's football on the board or executive committee

No
----

# Pakistan (PAK) | AFC

Association founded in 1948  
Affiliated to FIFA in 1948



Flag



Crest



World map



### Number of registered female football players

Registered youth (U-18)	Registered adults (18 and over)	Total registered
0	0	240

### Growth of women's football

Year	Players*
2000	0
2001	
2002	
2003	
2004	
2005	96
2006	240

\*Total registered female (adult and youth) players

### Football clubs

12	Total number of football clubs
	Number of clubs with both men's and women's teams
12	Number of clubs with women's teams only

### Women's national "A" team

No

### Number of women's national "A" matches

Year	Matches
2002	0
2003	0
2004	0
2005	0
2006	0

### Women's national "A" team training sessions per week

### Women's national youth team(s)

No

### Women's national youth team age categories

### Number of women's youth international matches

Team	2002	2003	2004	2005	2006

### Women's national youth team training sessions per week

### National championship age categories

Open age group

### Mixed football (boys and girls)

Not allowed

### Girls' and women's football in schools

No

### Women's futsal activities

No

### Number of futsal players

### Most popular sport(s) for women and girls

Badminton

Girls' or women's football is in position 7.

### Dedicated full-time staff for women's football

No


### Representation of women's football on the board or executive committee

Specific mandate




# Palestine (PLE) | AFC


Association founded in 1928  
Affiliated to FIFA in 1998



Flag



Crest



World map



### Number of registered female football players

Registered youth (U-18)	Registered adults (18 and over)	Total registered
240	267	507

### Growth of women's football

Year	Players*
2000	60
2001	
2002	
2003	76
2004	120
2005	210
2006	400

\*Total registered female (adult and youth) players

### Football clubs

194	Total number of football clubs
10	Number of clubs with both men's and women's teams
13	Number of clubs with women's teams only

### Women's national "A" team

Yes

### Number of women's national "A" matches

Year	Matches
2002	0
2003	3
2004	8
2005	11
2006	12

### Women's national "A" team training sessions per week

2

### Women's national youth team(s)

Yes

### Women's national youth team age categories

U-18

### Number of women's youth international matches

Team	2002	2003	2004	2005	2006
U-18	0	0	0	1	0

### Women's national youth team training sessions per week

1

### National championship age categories

U-16 U-18

### Mixed football (boys and girls)

Not allowed

### Girls' and women's football in schools

U-17

### Women's futsal activities

Yes

### Number of futsal players

150 registered female futsal players  
250 unregistered female futsal players

### Most popular sport(s) for women and girls

Football

### Dedicated full-time staff for women's football

8 staff members

### Representation of women's football on the board or executive committee

Long term

## Panama (PAN) | CONCACAF



## Number of registered female football players

Registered youth (U-18)	Registered adults (18 and over)	Total registered
1,202	664	1,866

## Growth of women's football

Year	Players*
2000	84
2001	97
2002	155
2003	160
2004	220
2005	461
2006	689

\*Total registered female (adult and youth) players

## Football clubs

347	Total number of football clubs
0	Number of clubs with both men's and women's teams
28	Number of clubs with women's teams only

## Women's national "A" team

Yes

## Number of women's national "A" matches

Year	Matches
2002	6
2003	2
2004	7
2005	8
2006	6

## Women's national "A" team training sessions per week

12

## Women's national youth team(s)

Yes

## Women's national youth team age categories

U-20

## Number of women's youth international matches

Team	2002	2003	2004	2005	2006
U-20	5	8	6	6	3

## Women's national youth team training sessions per week

9

## National championship age categories

U-17    Seniors

## Mixed football (boys and girls)

Allowed, up to 13 years

## Girls' and women's football in schools

13-18

## Women's futsal activities

Yes

## Number of futsal players

120 registered female futsal players

200 unregistered female futsal players

## Most popular sport(s) for women and girls

Football

## Dedicated full-time staff for women's football

3 staff members

## Representation of women's football on the board or executive committee

Specific mandate

## Papua New Guinea (PNG) | OFC

Association founded in 1962  
Affiliated to FIFA in 1966



Flag



Crest



World map



### Number of registered female football players

Registered youth (U-18)	Registered adults (18 and over)	Total registered
2,523	1,711	4,234

### Growth of women's football

Year	Players*
2000	2,000
2001	2,567
2002	2,988
2003	3,500
2004	3,904
2005	4,053
2006	4,234

\*Total registered female (adult and youth) players

### Football clubs

241	Total number of football clubs
134	Number of clubs with both men's and women's teams
14	Number of clubs with women's teams only

### Women's national "A" team

Yes

### Number of women's national "A" matches

Year	Matches
2002	
2003	
2004	1
2005	
2006	

### Women's national "A" team training sessions per week

5

### Women's national youth team(s)

Yes

### Women's national youth team age categories

U-20

### Number of women's youth international matches

Team	2002	2003	2004	2005	2006
U-20	0	0	0	0	1

### Women's national youth team training sessions per week

5

### National championship age categories

Seniors

### Mixed football (boys and girls)

Allowed, from 10 to 12

### Girls' and women's football in schools

U-15 to U-17

### Women's futsal activities

No

### Number of futsal players

### Most popular sport(s) for women and girls

Netball, basketball, volleyball, football

### Dedicated full-time staff for women's football

No

### Representation of women's football on the board or executive committee

Chairperson

## Paraguay (PAR) | CONMEBOL



## Number of registered female football players

Registered youth (U-18)	Registered adults (18 and over)	Total registered
12	33	45

## Growth of women's football

Year	Players*
2000	279
2001	1
2002	109
2003	145
2004	232
2005	71
2006	155

\*Total registered female (adult and youth) players

## Football clubs

1,700	Total number of football clubs
16	Number of clubs with both men's and women's teams
2	Number of clubs with women's teams only

## Women's national "A" team

Yes

## Number of women's national "A" matches

Year	Matches
2002	
2003	4
2004	5
2005	
2006	12

## Women's national "A" team training sessions per week

10 hours

## Women's national youth team(s)

Yes

## Women's national youth team age categories

U-17    U-20

## Number of women's youth international matches

Team	2002	2003	2004	2005	2006
U-17	0	0	0	0	0
U-20	0	0	0	0	5

## Women's national youth team training sessions per week

6 hours

## National championship age categories

U-18    Seniors

## Mixed football (boys and girls)

Not allowed

## Girls' and women's football in schools

U-12    U-15    U-18

## Women's futsal activities

Yes

## Number of futsal players

150 registered female futsal players

500 unregistered female futsal players

## Most popular sport(s) for women and girls

Handball, volleyball

Girls' or women's football is in position 3.

## Dedicated full-time staff for women's football

6 staff members

## Representation of women's football on the board or executive committee

Mandate with futsal, women's football, beach soccer

## Peru (PER) | CONMEBOL

Association founded in 1922  
Affiliated to FIFA in 1924



Flag



Crest



World map



## Number of registered female football players

Registered youth (U-18)	Registered adults (18 and over)	Total registered
240	650	890

## Growth of women's football

Year	Players*
2000	30
2001	29
2002	45
2003	57
2004	42
2005	0
2006	55

\*Total registered female (adult and youth) players

## Football clubs

21,500	Total number of football clubs
82	Number of clubs with both men's and women's teams
28	Number of clubs with women's teams only

## Women's national "A" team

Yes

## Number of women's national "A" matches

Year	Matches
2002	2
2003	5
2004	0
2005	6
2006	6

## Women's national "A" team training sessions per week

5

## Women's national youth team(s)

Yes

## Women's national youth team age categories

U-17 U-20

## Number of women's youth international matches

Team	2002	2003	2004	2005	2006
U-17	0	0	4	0	0
U-20	0	0	0	0	7

## Women's national youth team training sessions per week

4

## National championship age categories

U-17 U-20 Seniors

## Mixed football (boys and girls)

Not allowed

## Girls' and women's football in schools

15-17

## Women's futsal activities

Yes

## Number of futsal players

34 registered female futsal players

740 unregistered female futsal players

## Most popular sport(s) for women and girls

Volleyball

Girls' or women's football is in position 3 or 4.

## Dedicated full-time staff for women's football

2 staff members

## Representation of women's football on the board or executive committee

Yes

## Philippines (PHI) | AFC



### Number of registered female football players

Registered youth (U-18)	Registered adults (18 and over)	Total registered
2,240	900	3,140

### Growth of women's football

Year	Players*
2000	
2001	
2002	
2003	
2004	
2005	1,240
2006	3,140

\*Total registered female (adult and youth) players

### Football clubs

	Total number of football clubs
	Number of clubs with both men's and women's teams
	Number of clubs with women's teams only

### Women's national "A" team

Yes

### Number of women's national "A" matches

Year	Matches
2002	
2003	2
2004	0
2005	4
2006	0

### Women's national "A" team training sessions per week

3-4

### Women's national youth team(s)

No

### Women's national youth team age categories

### Number of women's youth international matches

Team	2002	2003	2004	2005	2006

### Women's national youth team training sessions per week

### National championship age categories

U-17   U-19   Seniors

### Mixed football (boys and girls)

Allowed, from 10 to 12 years

### Girls' and women's football in schools

8-12   13-17   18-20

### Women's futsal activities

Yes

### Number of futsal players

350 registered female futsal players

450 unregistered female futsal players

### Most popular sport(s) for women and girls

Volleyball

Girls' or women's football is in position 3.


### Dedicated full-time staff for women's football

No

### Representation of women's football on the board or executive committee

No

## Poland (POL) | UEFA



### Number of registered female football players

Registered youth (U-18)	Registered adults (18 and over)	Total registered
1,191	954	2,145

### Growth of women's football

Year	Players*
2000	1,490
2001	No data
2002	No data
2003	No data
2004	No data
2005	No data
2006	2,145

\*Total registered female (adult and youth) players

### Football clubs

5,690	Total number of football clubs
201	Number of clubs with both men's and women's teams
28	Number of clubs with women's teams only

### Women's national "A" team

Yes

### Number of women's national "A" matches

Year	Matches
2002	8
2003	9
2004	7
2005	9
2006	6

### Women's national "A" team training sessions per week

4

### Women's national youth team(s)

Yes

### Women's national youth team age categories

U-17 U-19

### Number of women's youth international matches

Team	2002	2003	2004	2005	2006
U-17	4	4	4	5	8
U-19	7	6	8	13	10

### Women's national youth team training sessions per week

3

### National championship age categories

U-16 U-19 Seniors

### Mixed football (boys and girls)

No

### Girls' and women's football in schools

No

### Women's futsal activities

No

### Number of futsal players

### Most popular sport(s) for women and girls

Volleyball

No statistics

### Dedicated full-time staff for women's football

No

### Representation of women's football on the board or executive committee

No

## Portugal (POR) | UEFA



### Number of registered female football players

Registered youth (U-18)	Registered adults (18 and over)	Total registered
511	783	1,294

### Growth of women's football

Year	Players*
2000	1,197
2001	1,001
2002	963
2003	1,297
2004	1,715
2005	1,704
2006	1,749

\*Total registered female (adult and youth) players

### Football clubs

5,414	Total number of football clubs
464	Number of clubs with both men's and women's teams
69	Number of clubs with women's teams only

### Women's national "A" team

Yes

### Number of women's national "A" matches

Year	Matches
2002	8
2003	12
2004	5
2005	8
2006	9

### Women's national "A" team training sessions per week

4

### Women's national youth team(s)

Yes

### Women's national youth team age categories

U-18    U-19

### Number of women's youth international matches

Team	2002	2003	2004	2005	2006
U-18	3	3	2	0	0
U-19	3	5	12	10	9

### Women's national youth team training sessions per week

3

### National championship age categories

U-11 and U-13 (mixed)    U-18    Seniors

### Mixed football (boys and girls)

Allowed, U-13

### Girls' and women's football in schools

### Women's futsal activities

Yes

### Number of futsal players

3,649 registered female futsal players

### Most popular sport(s) for women and girls

Football

### Dedicated full-time staff for women's football

1 staff member


### Representation of women's football on the board or executive committee

No




# Puerto Rico (PUR) | CONCACAF


Association founded in 1940  
Affiliated to FIFA in 1960



Flag



Crest



World map



### Number of registered female football players

Registered youth (U-18)	Registered adults (18 and over)	Total registered
1,109	696	1,805

### Growth of women's football

Year	Players*
2000	0
2001	
2002	
2003	
2004	
2005	
2006	1,116

\*Total registered female (adult and youth) players

### Football clubs

50	Total number of football clubs
20	Number of clubs with both men's and women's teams
	Number of clubs with women's teams only

### Women's national "A" team

Yes

### Number of women's national "A" matches

Year	Matches
2002	
2003	0
2004	0
2005	
2006	0

### Women's national "A" team training sessions per week

6

### Women's national youth team(s)

Yes

### Women's national youth team age categories

U-15 U-17

### Number of women's youth international matches

Team	2002	2003	2004	2005	2006
U-15	0	0	0	0	0
U-17	0	0	0	0	0

### Women's national youth team training sessions per week

6

### National championship age categories

U-17

### Mixed football (boys and girls)

Allowed, up to the age of 10 years

### Girls' and women's football in schools

Yes

### Women's futsal activities

Yes

### Number of futsal players

Registered female futsal players:  
200 unregistered female futsal players

### Most popular sport(s) for women and girls

Volleyball  
Girls' or women's football is in position 2.

### Dedicated full-time staff for women's football


60 staff members

### Representation of women's football on the board or executive committee


Women's football delegate

## Qatar (QAT) | AFC


Association founded in 1960  
Affiliated to FIFA in 1972



Flag



Crest



World map



### Number of registered female football players

Registered youth (U-18)	Registered adults (18 and over)	Total registered
234	69	303

### Growth of women's football

Year	Players*
2000	–
2001	1,140
2002	1,140
2003	980
2004	980
2005	330
2006	330

\*Total registered female (adult and youth) players

### Football clubs

16	Total number of football clubs
0	Number of clubs with both men's and women's teams
0	Number of clubs with women's teams only

### Women's national "A" team

Yes

### Number of women's national "A" matches

Year	Matches
2002	0
2003	0
2004	0
2005	0
2006	0

### Women's national "A" team training sessions per week

3

### Women's national youth team(s)

Yes

### Women's national youth team age categories

### Number of women's youth international matches

Team	2002	2003	2004	2005	2006

### Women's national youth team training sessions per week

3

### National championship age categories

Sub-juniors, juniors and youth

### Mixed football (boys and girls)

Not allowed

### Girls' and women's football in schools

U-15 U-17 U-19

### Women's futsal activities

Yes

### Number of futsal players

330 registered female futsal players

0 unregistered female futsal players

### Most popular sport(s) for women and girls

Football

### Dedicated full-time staff for women's football

1 staff member

### Representation of women's football on the board or executive committee

Women's Committee of the Qatar Football Association

## Romania (ROU) | UEFA

Association founded in 1909  
Affiliated to FIFA in 1923



Flag



Crest



World map



### Number of registered female football players

Registered youth (U-18)	Registered adults (18 and over)	Total registered
115	262	377

### Growth of women's football

Year	Players*
2000	126
2001	107
2002	107
2003	145
2004	162
2005	547
2006	377

\*Total registered female (adult and youth) players

### Football clubs

10	Total number of football clubs
2	Number of clubs with both men's and women's teams
8	Number of clubs with women's teams only

### Women's national "A" team

Yes

### Number of women's national "A" matches

Year	Matches
2002	17
2003	10
2004	7
2005	8
2006	9

### Women's national "A" team training sessions per week

6

### Women's national youth team(s)

Yes

### Women's national youth team age categories

U-19

### Number of women's youth international matches

Team	2002	2003	2004	2005	2006
U-19	0	5	9	8	10

### Women's national youth team training sessions per week

6

### National championship age categories

Seniors U-19

### Mixed football (boys and girls)

No

### Girls' and women's football in schools

No

### Women's futsal activities

No

### Number of futsal players

### Most popular sport(s) for women and girls

Gymnastics

Football in lower reaches of ranking

### Dedicated full-time staff for women's football

4 staff members

### Representation of women's football on the board or executive committee

Specific mandate

## Russia (RUS) | UEFA

Association founded in 1912  
Affiliated to FIFA in 1912



Flag



Crest



World map



### Number of registered female football players

Registered youth (U-18)	Registered adults (18 and over)	Total registered
3,800	4,302	8,102

### Growth of women's football

Year	Players*
2000	2,100
2001	4,375
2002	6,970
2003	7,354
2004	8,350
2005	10,206
2006	11,722

\*Total registered female (adult and youth) players

### Football clubs

13,840	Total number of football clubs
2	Number of clubs with both men's and women's teams
489	Number of clubs with women's teams only

### Women's national "A" team

Yes

### Number of women's national "A" matches

Year	Matches
2002	8
2003	8
2004	10
2005	9
2006	10

### Women's national "A" team training sessions per week

12

### Women's national youth team(s)

Yes

### Women's national youth team age categories

U-15 U-17 U-19

### Number of women's youth international matches

Team	2002	2003	2004	2005	2006
U-15	0	0	0	0	4
U-17	0	0	0	2	5
U-19	7	8	7	9	11

### Women's national youth team training sessions per week

12

### National championship age categories

U-15 U-17 U-19 Seniors (over 16)

### Mixed football (boys and girls)

Allowed, U-15

### Girls' and women's football in schools

9-17

### Women's futsal activities

Yes

### Number of futsal players

3,000 registered female futsal players

7,000 unregistered female futsal players

### Most popular sport(s) for women and girls

Figure skating

Girls' or women's football is in position 10.

### Dedicated full-time staff for women's football

36 staff members

### Representation of women's football on the board or executive committee

1 person

## Rwanda (RWA) | CAF

Association founded in 1972  
Affiliated to FIFA in 1978



Flag



Crest



World map



### Number of registered female football players

Registered youth (U-18)	Registered adults (18 and over)	Total registered
360	91	451

### Growth of women's football

Year	Players*
2000	80
2001	80
2002	120
2003	180
2004	300
2005	400
2006	450

\*Total registered female (adult and youth) players

### Football clubs

50	Total number of football clubs
0	Number of clubs with both men's and women's teams
18	Number of clubs with women's teams only

### Women's national "A" team

No

### Number of women's national "A" matches

Year	Matches
2002	0
2003	0
2004	0
2005	0
2006	0

### Women's national "A" team training sessions per week

0

### Women's national youth team(s)

No

### Women's national youth team age categories

### Number of women's youth international matches

Team	2002	2003	2004	2005	2006

### Women's national youth team training sessions per week

0

### National championship age categories

Seniors

### Mixed football (boys and girls)

Allowed, U-18

### Girls' and women's football in schools

U-14 U-16 U-20

### Women's futsal activities

No

### Number of futsal players

### Most popular sport(s) for women and girls

Basketball

Girls' or women's football is in position 3.

### Dedicated full-time staff for women's football

1 staff member

### Representation of women's football on the board or executive committee

Mandate of 4 years

Samoa (SAM) | OFC

Association founded in 1968  
Affiliated to FIFA in 1986



Flag



Crest



World map



Number of registered female football players

Registered youth (U-18)	Registered adults (18 and over)	Total registered

Growth of women's football

Year	Players*
2000	
2001	
2002	
2003	
2004	
2005	
2006	

\*Total registered female (adult and youth) players

Football clubs

60	Total number of football clubs
	Number of clubs with both men's and women's teams
	Number of clubs with women's teams only

Women's national "A" team

Number of women's national "A" matches

Year	Matches
2002	
2003	
2004	
2005	
2006	

Women's national "A" team training sessions per week

Women's national youth team(s)

Women's national youth team age categories

Number of women's youth international matches

Team	2002	2003	2004	2005	2006

Women's national youth team training sessions per week

National championship age categories

Mixed football (boys and girls)

Girls' and women's football in schools

Women's futsal activities

Number of futsal players

Most popular sport(s) for women and girls

Dedicated full-time staff for women's football

Representation of women's football on the board or executive committee

## San Marino (SMR) | UEFA

Association founded in 1931  
Affiliated to FIFA in 1988



Flag



Crest



World map



### Number of registered female football players

Registered youth (U-18)	Registered adults (18 and over)	Total registered
17	48	65

### Growth of women's football

Year	Players*
2000	
2001	
2002	
2003	
2004	34
2005	51
2006	65

\*Total registered female (adult and youth) players

### Football clubs

16	Total number of football clubs
1	Number of clubs with both men's and women's teams
	Number of clubs with women's teams only

### Women's national "A" team

No

### Number of women's national "A" matches

Year	Matches
2002	
2003	
2004	
2005	
2006	

### Women's national "A" team training sessions per week

### Women's national youth team(s)

No

### Women's national youth team age categories

### Number of women's youth international matches

Team	2002	2003	2004	2005	2006

### Women's national youth team training sessions per week

### National championship age categories

### Mixed football (boys and girls)

Allowed from 6 to 11

### Girls' and women's football in schools

No

### Women's futsal activities

No

### Number of futsal players

### Most popular sport(s) for women and girls

Volleyball

Girls' or women's football is in position 4.

### Dedicated full-time staff for women's football


No

### Representation of women's football on the board or executive committee

Specific mandate

## São Tomé e Príncipe (STP) | CAF

**Association founded in 1975**  
**Affiliated to FIFA in 1986**



Flag



Crest



World map



### Number of registered female football players

Registered youth (U-18)	Registered adults (18 and over)	Total registered

### Growth of women's football

Year	Players*
2000	
2001	
2002	
2003	
2004	
2005	
2006	

\*Total registered female (adult and youth) players

### Football clubs

10	Total number of football clubs
	Number of clubs with both men's and women's teams
	Number of clubs with women's teams only

### Women's national "A" team

Yes

### Number of women's national "A" matches

Year	Matches
2002	
2003	
2004	
2005	
2006	

### Women's national "A" team training sessions per week

### Women's national youth team(s)

### Women's national youth team age categories

### Number of women's youth international matches

Team	2002	2003	2004	2005	2006

### Women's national youth team training sessions per week

### National championship age categories

### Mixed football (boys and girls)

### Girls' and women's football in schools

### Women's futsal activities

### Number of futsal players

### Most popular sport(s) for women and girls

### Dedicated full-time staff for women's football

### Representation of women's football on the board or executive committee



# Saudi Arabia (KSA) | AFC

Association founded in 1956  
Affiliated to FIFA in 1956



Flag



Crest



World map



## Number of registered female football players

Registered youth (U-18)	Registered adults (18 and over)	Total registered

## Growth of women's football

Year	Players*
2000	
2001	
2002	
2003	
2004	
2005	
2006	

\*Total registered female (adult and youth) players

## Football clubs

153	Total number of football clubs
	Number of clubs with both men's and women's teams
	Number of clubs with women's teams only

## Women's national "A" team

### Number of women's national "A" matches

Year	Matches
2002	
2003	
2004	
2005	
2006	

### Women's national "A" team training sessions per week

## Women's national youth team(s)

## Women's national youth team age categories

## Number of women's youth international matches

Team	2002	2003	2004	2005	2006

## Women's national youth team training sessions per week

## National championship age categories

## Mixed football (boys and girls)

## Girls' and women's football in schools

## Women's futsal activities

## Number of futsal players

## Most popular sport(s) for women and girls

## Dedicated full-time staff for women's football

## Representation of women's football on the board or executive committee

## Scotland (SCO) | UEFA

Association founded in 1873  
Affiliated to FIFA in 1910



Flag



Crest



World map



### Number of registered female football players

Registered youth (U-18)	Registered adults (18 and over)	Total registered
3,876	1,138	5,014

### Growth of women's football

Year	Players*
2000	2,000
2001	2,700
2002	3,072
2003	3,600
2004	4,000
2005	4,632
2006	5,014

\*Total registered female (adult and youth) players

### Football clubs

6,600	Total number of football clubs
127	Number of clubs with both men's and women's teams
180	Number of clubs with women's teams only

### Women's national "A" team

Yes

### Number of women's national "A" matches

Year	Matches
2002	10
2003	9
2004	10
2005	7
2006	9

### Women's national "A" team training sessions per week

6

### Women's national youth team(s)

Yes

### Women's national youth team age categories

U-15 U-17 U-19

### Number of women's youth international matches

Team	2002	2003	2004	2005	2006
U-15	0	0	2	4	0
U-17	4	4	4	5	4
U-19	5	5	6	8	8

### Women's national youth team training sessions per week

3-4

### National championship age categories

U-13 U-15 U-17 Seniors

### Mixed football (boys and girls)

Allowed, 15 years

### Girls' and women's football in schools

5-18

### Women's futsal activities

No

### Number of futsal players

### Most popular sport(s) for women and girls

Football

### Dedicated full-time staff for women's football

6 staff members

### Representation of women's football on the board or executive committee

No Informal, board member is interested.

## Senegal (SEN) | CAF

Association founded in 1960  
Affiliated to FIFA in 1964



Flag



Crest



World map



### Number of registered female football players

Registered youth (U-18)	Registered adults (18 and over)	Total registered
376	302	678

### Growth of women's football

Year	Players*
2000	228
2001	334
2002	360
2003	464
2004	557
2005	412
2006	678

\*Total registered female (adult and youth) players

### Football clubs

25	Total number of football clubs
11	Number of clubs with both men's and women's teams
0	Number of clubs with women's teams only

### Women's national "A" team

Yes

### Number of women's national "A" matches

Year	Matches
2002	2
2003	0
2004	2
2005	0
2006	4

### Women's national "A" team training sessions per week

### Women's national youth team(s)

No

### Women's national youth team age categories

### Number of women's youth international matches

Team	2002	2003	2004	2005	2006

### Women's national youth team training sessions per week

### National championship age categories

Seniors

### Mixed football (boys and girls)

Not allowed

### Girls' and women's football in schools

### Women's futsal activities

No

### Number of futsal players

### Most popular sport(s) for women and girls

Basketball

Girls' or women's football is in position 3.

### Dedicated full-time staff for women's football

No

### Representation of women's football on the board or executive committee

Part of a wider mandate

## Serbia (SRB) | UEFA


Association founded in 1919  
Affiliated to FIFA in 1923



Flag



Crest



World map



### Number of registered female football players

Registered youth (U-18)	Registered adults (18 and over)	Total registered
1,834	291	2,125

### Growth of women's football

Year	Players*
2000	
2001	
2002	
2003	
2004	
2005	
2006	1,382

\*Total registered female (adult and youth) players

### Football clubs

28	Total number of football clubs
7	Number of clubs with both men's and women's teams
21	Number of clubs with women's teams only

### Women's national "A" team

Yes

### Number of women's national "A" matches

Year	Matches
2002	4
2003	6
2004	4
2005	4
2006	4

### Women's national "A" team training sessions per week

2-6

### Women's national youth team(s)

Yes

### Women's national youth team age categories

U-19

### Number of women's youth international matches

Team	2002	2003	2004	2005	2006
U-19	6	6	8	8	6

### Women's national youth team training sessions per week

2-6

### National championship age categories

Seniors

### Mixed football (boys and girls)

Allowed, U-12

### Girls' and women's football in schools

U-15 U-17 U-19

### Women's futsal activities

No

### Number of futsal players

### Most popular sport(s) for women and girls

Handball

Girls' or women's football is in position 4.

### Dedicated full-time staff for women's football

1 staff member

### Representation of women's football on the board or executive committee

Specific mandate

## Seychelles (SEY) | CAF

Association founded in 1979  
Affiliated to FIFA in 1986



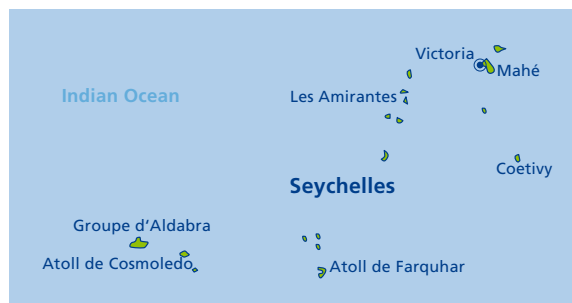
Flag



Crest



World map



### Number of registered female football players

Registered youth (U-18)	Registered adults (18 and over)	Total registered
85	100	185

### Growth of women's football

Year	Players*
2000	
2001	
2002	
2003	
2004	
2005	
2006	

\*Total registered female (adult and youth) players

### Football clubs

20	Total number of football clubs
0	Number of clubs with both men's and women's teams
	Number of clubs with women's teams only

### Women's national "A" team

No

### Number of women's national "A" matches

Year	Matches
2002	
2003	
2004	
2005	
2006	

### Women's national "A" team training sessions per week

### Women's national youth team(s)

Yes

### Women's national youth team age categories

U-17

### Number of women's youth international matches

Team	2002	2003	2004	2005	2006

### Women's national youth team training sessions per week

2

### National championship age categories

Seniors U-17

### Mixed football (boys and girls)

No

### Girls' and women's football in schools

No

### Women's futsal activities

No

### Number of futsal players

### Most popular sport(s) for women and girls

Volleyball

Girls' or women's football is in position 3.

### Dedicated full-time staff for women's football

1 staff member

### Representation of women's football on the board or executive committee

Specific mandate

## Sierra Leone (SLE) | CAF

Association founded in 1967  
Affiliated to FIFA in 1967





Flag                      Crest                      World map



## Number of registered female football players

Registered youth (U-18)	Registered adults (18 and over)	Total registered
80	350	430

## Growth of women's football

Year	Players*
2000	
2001	
2002	
2003	
2004	
2005	
2006	430

\*Total registered female (adult and youth) players

## Football clubs

97	Total number of football clubs
3	Number of clubs with both men's and women's teams
22	Number of clubs with women's teams only

## Women's national "A" team

Yes

## Number of women's national "A" matches

Year	Matches
2002	0
2003	0
2004	0
2005	0
2006	0

## Women's national "A" team training sessions per week

1

## Women's national youth team(s)

Yes

## Women's national youth team age categories

U-16    U-17

## Number of women's youth international matches

Team	2002	2003	2004	2005	2006
	0	0	0	0	0

## Women's national youth team training sessions per week

1

## National championship age categories

Seniors    U-20 (16-20)

## Mixed football (boys and girls)

No

## Girls' and women's football in schools

16 and above

## Women's futsal activities

No

## Number of futsal players

## Most popular sport(s) for women and girls

Football, athletics

## Dedicated full-time staff for women's football


No

## Representation of women's football on the board or executive committee


Specific mandate

## Singapore (SIN) | AFC


Association founded in 1892  
Affiliated to FIFA in 1952



Flag



Crest



World map



### Number of registered female football players

Registered youth (U-18)	Registered adults (18 and over)	Total registered
1,000	250	1,250

### Growth of women's football

Year	Players*
2000	420
2001	550
2002	550
2003	600
2004	1,000
2005	1,500
2006	2,000

\*Total registered female (adult and youth) players

### Football clubs

41	Total number of football clubs
13	Number of clubs with both men's and women's teams
15	Number of clubs with women's teams only

### Women's national "A" team

Yes

### Number of women's national "A" matches

Year	Matches
2002	3
2003	3
2004	5
2005	4
2006	5

### Women's national "A" team training sessions per week

3

### Women's national youth team(s)

Yes

### Women's national youth team age categories

U-17 U-19

### Number of women's youth international matches

Team	2002	2003	2004	2005	2006
U-17	0	0	0	3	0
U-19	4	0	5	0	5

### Women's national youth team training sessions per week

2

### National championship age categories

U-11 U-13 U-17 U-19 U-23 Seniors

### Mixed football (boys and girls)

Allowed, 7 years

### Girls' and women's football in schools

7-19

### Women's futsal activities

Yes

### Number of futsal players

20 registered female futsal players

Unregistered female futsal players:

### Most popular sport(s) for women and girls

Netball

Girls' or women's football position: not known

### Dedicated full-time staff for women's football

4 staff members

### Representation of women's football on the board or executive committee

Specific mandate

## Slovakia (SVK) | UEFA

Association founded in 1993  
Affiliated to FIFA in 1907/1994



Flag



Crest



World map



## Number of registered female football players

Registered youth (U-18)	Registered adults (18 and over)	Total registered
460	480	940

## Growth of women's football

Year	Players*
2000	975
2001	800
2002	800
2003	810
2004	850
2005	855
2006	880

\*Total registered female (adult and youth) players

## Football clubs

2,422	Total number of football clubs
11	Number of clubs with both men's and women's teams
11	Number of clubs with women's teams only

## Women's national "A" team

Yes

## Number of women's national "A" matches

Year	Matches
2002	12
2003	12
2004	12
2005	18
2006	20

## Women's national "A" team training sessions per week

3-4

## Women's national youth team(s)

Yes

## Women's national youth team age categories

U-17 U-19

## Number of women's youth international matches

Team	2002	2003	2004	2005	2006
U-17	0	0	0	0	0
U-19	0	6	6	12	10

## Women's national youth team training sessions per week

2-3

## National championship age categories

U-15 Seniors

## Mixed football (boys and girls)

Allowed until age 15

## Girls' and women's football in schools

Up to the age of 14

## Women's futsal activities

No

## Number of futsal players

## Most popular sport(s) for women and girls

Basketball, volleyball, handball

## Dedicated full-time staff for women's football

1 staff member


## Representation of women's football on the board or executive committee

No




# Slovenia (SVN) | UEFA


Association founded in 1920  
Affiliated to FIFA in 1992



Flag



Crest



World map



## Number of registered female football players

Registered youth (U-18)	Registered adults (18 and over)	Total registered
280	190	470

## Growth of women's football

Year	Players*
2000	145
2001	
2002	
2003	
2004	
2005	
2006	470

\*Total registered female (adult and youth) players

## Football clubs

328	Total number of football clubs
	Number of clubs with both men's and women's teams
	Number of clubs with women's teams only

## Women's national "A" team

### Number of women's national "A" matches

Year	Matches
2002	
2003	
2004	
2005	
2006	

## Women's national "A" team training sessions per week

## Women's national youth team(s)

## Women's national youth team age categories

## Number of women's youth international matches

Team	2002	2003	2004	2005	2006

## Women's national youth team training sessions per week

## National championship age categories

## Mixed football (boys and girls)

## Girls' and women's football in schools

## Women's futsal activities

## Number of futsal players

## Most popular sport(s) for women and girls

## Dedicated full-time staff for women's football

## Representation of women's football on the board or executive committee

## Solomon Islands (SOL) | OFC

Association founded in 1978  
Affiliated to FIFA in 1988



Flag



Crest



World map



### Number of registered female football players

Registered youth (U-18)	Registered adults (18 and over)	Total registered
541	300	841

### Growth of women's football

Year	Players*
2000	360
2001	420
2002	326
2003	360
2004	640
2005	700
2006	841

\*Total registered female (adult and youth) players

### Football clubs

11	Total number of football clubs
11	Number of clubs with both men's and women's teams
none	Number of clubs with women's teams only

### Women's national "A" team

Yes

### Number of women's national "A" matches

Year	Matches
2002	
2003	
2004	
2005	
2006	

### Women's national "A" team training sessions per week

3

### Women's national youth team(s)

Yes

### Women's national youth team age categories

U-19 U-20

### Number of women's youth international matches

Team	2002	2003	2004	2005	2006
U-19	0	0	2	0	0
U-20	0	0	0	0	3

### Women's national youth team training sessions per week

2

### National championship age categories

U-20 Seniors

### Mixed football (boys and girls)

Not allowed

### Girls' and women's football in schools

U-12, U-20

### Women's futsal activities

Yes

### Number of futsal players

144 registered female futsal players  
300 unregistered female futsal players

### Most popular sport(s) for women and girls

Netball  
Girls' or women's football is in position 3.

### Dedicated full-time staff for women's football

1 staff member

### Representation of women's football on the board or executive committee

Specific mandate

## Somalia (SOM) | CAF



### Number of registered female football players

Registered youth (U-18)	Registered adults (18 and over)	Total registered
132	88	220

### Growth of women's football

Year	Players*
2000	280
2001	
2002	
2003	
2004	
2005	1,435
2006	220

\*Total registered female (adult and youth) players

### Football clubs

48	Total number of football clubs
8	Number of clubs with both men's and women's teams
6	Number of clubs with women's teams only

### Women's national "A" team

No

### Number of women's national "A" matches

Year	Matches
2002	
2003	
2004	
2005	
2006	

### Women's national "A" team training sessions per week

### Women's national youth team(s)

No

### Women's national youth team age categories

### Number of women's youth international matches

Team	2002	2003	2004	2005	2006

### Women's national youth team training sessions per week

### National championship age categories

3 age categories

### Mixed football (boys and girls)

No

### Girls' and women's football in schools

10-18

### Women's futsal activities

Yes

### Number of futsal players

175 registered female futsal players  
440 unregistered female futsal players

### Most popular sport(s) for women and girls

Football

### Dedicated full-time staff for women's football

6 staff members

### Representation of women's football on the board or executive committee

Yes

## South Africa (RSA) | CAF

Association founded in 1991  
Affiliated to FIFA in 1992



Flag



Crest



World map



### Number of registered female football players

Registered youth (U-18)	Registered adults (18 and over)	Total registered
500	4,500	5,000

### Growth of women's football

Year	Players*
2000	5,000
2001	5,200
2002	5,300
2003	5,500
2004	5,800
2005	5,000
2006	5,000

\*Total registered female (adult and youth) players

### Football clubs

144	Total number of football clubs
4	Number of clubs with both men's and women's teams
140	Number of clubs with women's teams only

### Women's national "A" team

Yes

### Number of women's national "A" matches

Year	Matches
2002	5
2003	1
2004	5
2005	3
2006	12

### Women's national "A" team training sessions per week

3

### Women's national youth team(s)

Yes

### Women's national youth team age categories

U-17 U-20

### Number of women's youth international matches

Team	2002	2003	2004	2005	2006
U-20			3	4	

### Women's national youth team training sessions per week

5

### National championship age categories

Seniors

### Mixed football (boys and girls)

U-16

### Girls' and women's football in schools

12-17

### Women's futsal activities

Yes

### Number of futsal players

150 registered female futsal players  
300 unregistered female futsal players

### Most popular sport(s) for women and girls

Football, netball

### Dedicated full-time staff for women's football




1 staff member

### Representation of women's football on the board or executive committee

Specific mandate

## Spain (ESP) | UEFA

Association founded in 1913  
Affiliated to FIFA in 1904

Flag                      Crest                      World map



## Number of registered female football players

Registered youth (U-18)	Registered adults (18 and over)	Total registered
4,190	11,947	16,137

## Growth of women's football

Year	Players*
2000	11,332
2001	8,874
2002	9,117
2003	9,318
2004	9,747
2005	10,666
2006	11,581

\*Total registered female (adult and youth) players

## Football clubs

18,286	Total number of football clubs
8,050	Number of clubs with both men's and women's teams
2,220	Number of clubs with women's teams only

## Women's national "A" team

Yes

## Number of women's national "A" matches

Year	Matches
2002	4
2003	2
2004	6
2005	7
2006	4

## Women's national "A" team training sessions per week

8-9

## Women's national youth team(s)

Yes

## Women's national youth team age categories

U-17    U-19

## Number of women's youth international matches

Team	2002	2003	2004	2005	2006
U-17	0	0	0	0	0
U-19	8	10	14	4	9

## Women's national youth team training sessions per week

6

## National championship age categories

Upwards U-11

## Mixed football (boys and girls)

Allowed, 12 years

## Girls' and women's football in schools

Up to the age of 16

## Women's futsal activities

Yes

## Number of futsal players

9,042 registered female futsal players

## Most popular sport(s) for women and girls

Basketball, athletics

Girls' or women's football is in position 3.

## Dedicated full-time staff for women's football

2 staff members

## Representation of women's football on the board or executive committee

Specific mandate

# Sri Lanka (SRI) | AFC

Association founded in 1939  
Affiliated to FIFA in 1952



Flag



Crest



World map



### Number of registered female football players

Registered youth (U-18)	Registered adults (18 and over)	Total registered
2,600	600	3,200

### Growth of women's football

Year	Players*
2000	200
2001	
2002	
2003	
2004	
2005	
2006	3,200

\*Total registered female (adult and youth) players

### Football clubs

580	Total number of football clubs
3	Number of clubs with both men's and women's teams
16	Number of clubs with women's teams only

### Women's national "A" team

No

### Number of women's national "A" matches

Year	Matches
2002	
2003	
2004	
2005	
2006	

### Women's national "A" team training sessions per week

### Women's national youth team(s)

No

### Women's national youth team age categories

### Number of women's youth international matches

Team	2002	2003	2004	2005	2006

### Women's national youth team training sessions per week

### National championship age categories

U-17	U-15	U-13
------	------	------

### Mixed football (boys and girls)

U-13	U-15
------	------

### Girls' and women's football in schools

U-13	U-15	U-17
------	------	------

### Women's futsal activities

No

### Number of futsal players

### Most popular sport(s) for women and girls

Netball

Girls' or women's football is in position 3.

### Dedicated full-time staff for women's football


2 staff members

### Representation of women's football on the board or executive committee


Yes

# St. Kitts and Nevis (SKN) | CONCACAF


Association founded in 1932  
Affiliated to FIFA in 1992



Flag



Crest



World map



### Number of registered female football players

Registered youth (U-18)	Registered adults (18 and over)	Total registered

### Growth of women's football

Year	Players*
2000	75
2001	
2002	
2003	
2004	
2005	
2006	

\*Total registered female (adult and youth) players

### Football clubs

30	Total number of football clubs
	Number of clubs with both men's and women's teams
	Number of clubs with women's teams only

### Women's national "A" team

### Number of women's national "A" matches

Year	Matches
2002	
2003	
2004	
2005	
2006	

### Women's national "A" team training sessions per week

### Women's national youth team(s)

### Women's national youth team age categories

### Number of women's youth international matches

Team	2002	2003	2004	2005	2006

### Women's national youth team training sessions per week

### National championship age categories

### Mixed football (boys and girls)

### Girls' and women's football in schools

### Women's futsal activities

### Number of futsal players

### Most popular sport(s) for women and girls

### Dedicated full-time staff for women's football

### Representation of women's football on the board or executive committee

# St. Lucia (LCA) | CONCACAF

Association founded in 1979  
Affiliated to FIFA in 1988



Flag



Crest



World map



### Number of registered female football players

Registered youth (U-18)	Registered adults (18 and over)	Total registered
50	213	263

### Growth of women's football

Year	Players*
2000	100
2001	
2002	
2003	
2004	
2005	
2006	263

\*Total registered female (adult and youth) players

### Football clubs

40	Total number of football clubs
	Number of clubs with both men's and women's teams
	Number of clubs with women's teams only

### Women's national "A" team

### Number of women's national "A" matches

Year	Matches
2002	
2003	
2004	
2005	
2006	

### Women's national "A" team training sessions per week

### Women's national youth team(s)

### Women's national youth team age categories

### Number of women's youth international matches

Team	2002	2003	2004	2005	2006

### Women's national youth team training sessions per week

### National championship age categories

### Mixed football (boys and girls)

### Girls' and women's football in schools

### Women's futsal activities

### Number of futsal players

### Most popular sport(s) for women and girls


### Dedicated full-time staff for women's football

### Representation of women's football on the board or executive committee




## St. Vincent and the Grenadines (VIN) | CONCACAF


Association founded in 1979  
Affiliated to FIFA in 1988



Flag



Crest



World map



### Number of registered female football players

Registered youth (U-18)	Registered adults (18 and over)	Total registered
		50

### Growth of women's football

Year	Players*
2000	
2001	
2002	
2003	
2004	
2005	
2006	

\*Total registered female (adult and youth) players

### Football clubs

50	Total number of football clubs
2	Number of clubs with both men's and women's teams
2	Number of clubs with women's teams only

### Women's national "A" team

Yes

### Number of women's national "A" matches

Year	Matches
2002	0
2003	2
2004	4
2005	0
2006	9

### Women's national "A" team training sessions per week

3

### Women's national youth team(s)

Yes

### Women's national youth team age categories

U-23

### Number of women's youth international matches

Team	2002	2003	2004	2005	2006

### Women's national youth team training sessions per week

### National championship age categories

### Mixed football (boys and girls)

### Girls' and women's football in schools

No

### Women's futsal activities

No

### Number of futsal players

### Most popular sport(s) for women and girls

Netball

Girls' or women's football is in position 2.

### Dedicated full-time staff for women's football

No

### Representation of women's football on the board or executive committee

Specific mandate

# Sudan (SUD) | CAF

Association founded in 1936  
Affiliated to FIFA in 1948



Flag



Crest



World map



### Number of registered female football players

Registered youth (U-18)	Registered adults (18 and over)	Total registered

### Growth of women's football

Year	Players*
2000	
2001	
2002	
2003	
2004	
2005	
2006	

\*Total registered female (adult and youth) players

### Football clubs

440	Total number of football clubs
	Number of clubs with both men's and women's teams
	Number of clubs with women's teams only

### Women's national "A" team

### Number of women's national "A" matches

Year	Matches
2002	
2003	
2004	
2005	
2006	

### Women's national "A" team training sessions per week

### Women's national youth team(s)

### Women's national youth team age categories

### Number of women's youth international matches

Team	2002	2003	2004	2005	2006

### Women's national youth team training sessions per week

### National championship age categories

### Mixed football (boys and girls)

### Girls' and women's football in schools

### Women's futsal activities

### Number of futsal players

### Most popular sport(s) for women and girls

### Dedicated full-time staff for women's football

### Representation of women's football on the board or executive committee

## Suriname (SUR) | CONCACAF

Association founded in 1920  
Affiliated to FIFA in 1929



Flag



Crest



World map



### Number of registered female football players

Registered youth (U-18)	Registered adults (18 and over)	Total registered
71	148	219

### Growth of women's football

Year	Players*
2000	159
2001	209
2002	200
2003	165
2004	195
2005	194
2006	219

\*Total registered female (adult and youth) players

### Football clubs

9	Total number of football clubs
1	Number of clubs with both men's and women's teams
9	Number of clubs with women's teams only

### Women's national "A" team

Yes

### Number of women's national "A" matches

Year	Matches
2002	6
2003	2
2004	0
2005	2
2006	5

### Women's national "A" team training sessions per week

2

### Women's national youth team(s)

Yes

### Women's national youth team age categories

U-17 U-19 U-20

### Number of women's youth international matches

Team	2002	2003	2004	2005	2006
U-17	0	0	0	0	3
U-19	9	0	4	0	0
U-20	0	0	0	6	3

### Women's national youth team training sessions per week

1

### National championship age categories

16 and older

### Mixed football (boys and girls)

Allowed from 9 to 11

### Girls' and women's football in schools

No

### Women's futsal activities

No

### Number of futsal players

### Most popular sport(s) for women and girls

Volleyball, basketball

Girls' or women's football is in position 3.

### Dedicated full-time staff for women's football

No

### Representation of women's football on the board or executive committee

Specific mandate

## Swaziland (SWZ) | CAF

Association founded in 1968  
Affiliated to FIFA in 1978



Flag



Crest



World map



### Number of registered female football players

Registered youth (U-18)	Registered adults (18 and over)	Total registered
1,040	260	1,300

### Growth of women's football

Year	Players*
2000	
2001	200
2002	214
2003	180
2004	195
2005	200
2006	1,300

\*Total registered female (adult and youth) players

### Football clubs

816	Total number of football clubs
16	Number of clubs with both men's and women's teams
49	Number of clubs with women's teams only

### Women's national "A" team

Yes

### Number of women's national "A" matches

Year	Matches
2002	2
2003	3
2004	
2005	
2006	4

### Women's national "A" team training sessions per week

2

### Women's national youth team(s)

No

### Women's national youth team age categories

### Number of women's youth international matches

Team	2002	2003	2004	2005	2006

### Women's national youth team training sessions per week

### National championship age categories

Mixed age groups

### Mixed football (boys and girls)

Not allowed

### Girls' and women's football in schools

12-18

### Women's futsal activities

No

### Number of futsal players

### Most popular sport(s) for women and girls

Netball

Girls' or women's football is in position 2.

### Dedicated full-time staff for women's football




1 staff member

### Representation of women's football on the board or executive committee

Specific mandate

## Sweden (SWE) | UEFA

Association founded in 1904  
Affiliated to FIFA in 1904

Flag                      Crest                      World map



### Number of registered female football players

Registered youth (U-18)	Registered adults (18 and over)	Total registered
106,537	29,489	136,026

### Growth of women's football

Year	Players*
2000	37,538
2001	37,915
2002	39,730
2003	44,306
2004	49,942
2005	56,225
2006	136,327

\*Total registered female (adult and youth) players

### Football clubs

3,236	Total number of football clubs
1,000	Number of clubs with both men's and women's teams
	Number of clubs with women's teams only

### Women's national "A" team

Yes

### Number of women's national "A" matches

Year	Matches
2002	12
2003	19
2004	17
2005	14
2006	13

### Women's national "A" team training sessions per week

### Women's national youth team(s)

Yes

### Women's national youth team age categories

U-15	U-16	U-17	U-18	U-19
------	------	------	------	------

### Number of women's youth international matches

Team	2002	2003	2004	2005	2006
U-15	0	0	0	0	0
U-16	0	0	0	0	1
U-17	0	0	0	0	1
U-18	0	0	0	1	8
U-19	0	0	1	8	5

### Women's national youth team training sessions per week

### National championship age categories

15-19

### Mixed football (boys and girls)

Not allowed, but girls can play with boys

### Girls' and women's football in schools

### Women's futsal activities

Yes

### Number of futsal players

### Most popular sport(s) for women and girls

Football

### Dedicated full-time staff for women's football

3 staff members

### Representation of women's football on the board or executive committee

Specific mandate

## Switzerland (SUI) | UEFA

Association founded in 1895  
Affiliated to FIFA in 1904



Flag



Crest



World map



### Number of registered female football players

Registered youth (U-18)	Registered adults (18 and over)	Total registered
10,654	6,922	17,576

### Growth of women's football

Year	Players*
2000	6,929
2001	7,429
2002	8,200
2003	9,740
2004	13,141
2005	15,239
2006	17,567

\*Total registered female (adult and youth) players

### Football clubs

1,417	Total number of football clubs
392	Number of clubs with both men's and women's teams
6	Number of clubs with women's teams only

### Women's national "A" team

Yes

### Number of women's national "A" matches

Year	Matches
2002	7
2003	6
2004	7
2005	7
2006	8

### Women's national "A" team training sessions per week

4

### Women's national youth team(s)

Yes

### Women's national youth team age categories

U-17 U-19

### Number of women's youth international matches

Team	2002	2003	2004	2005	2006
U-17	0	0	3	4	6
U-19	12	10	14	11	11
U-20	0	0	0	0	6

### Women's national youth team training sessions per week

4

### National championship age categories

U-10 U-12 U-14 U-16 U-18 Seniors (over 15)

### Mixed football (boys and girls)

Allowed until age 20, no restrictions

### Girls' and women's football in schools

Yes, different categories

### Women's futsal activities

No

### Number of futsal players

### Most popular sport(s) for women and girls

Between football, volleyball and tennis, football has the highest increase rate.

Girls' or women's football is in position 1.

### Dedicated full-time staff for women's football

2 staff members

### Representation of women's football on the board or executive committee

No

## Syria (SYR) | AFC

Association founded in 1936  
Affiliated to FIFA in 1937



Flag



Crest



World map



### Number of registered female football players

Registered youth (U-18)	Registered adults (18 and over)	Total registered
260	185	445

### Growth of women's football

Year	Players*
2000	
2001	
2002	
2003	
2004	
2005	340
2006	445

\*Total registered female (adult and youth) players

### Football clubs

170	Total number of football clubs
13	Number of clubs with both men's and women's teams
1	Number of clubs with women's teams only

### Women's national "A" team

Yes

### Number of women's national "A" matches

Year	Matches
2002	
2003	
2004	
2005	4
2006	12

### Women's national "A" team training sessions per week

3

### Women's national youth team(s)

No

### Women's national youth team age categories

### Number of women's youth international matches

Team	2002	2003	2004	2005	2006

### Women's national youth team training sessions per week

### National championship age categories

Seniors U-16

### Mixed football (boys and girls)

No

### Girls' and women's football in schools

8-17

### Women's futsal activities

No

### Number of futsal players

### Most popular sport(s) for women and girls

Swimming, basketball

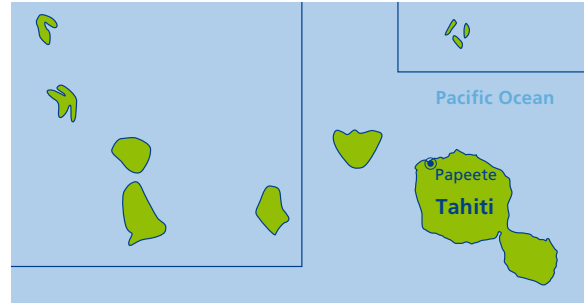
### Dedicated full-time staff for women's football

2 staff members

### Representation of women's football on the board or executive committee

No

## Tahiti (TAH) | OFC



## Number of registered female football players

Registered youth (U-18)	Registered adults (18 and over)	Total registered
361	328	689

## Growth of women's football

Year	Players*
2000	0
2001	0
2002	0
2003	150
2004	150
2005	180
2006	689

\*Total registered female (adult and youth) players

## Football clubs

120	Total number of football clubs
9	Number of clubs with both men's and women's teams
1	Number of clubs with women's teams only

## Women's national "A" team

Yes

## Number of women's national "A" matches

Year	Matches
2002	0
2003	0
2004	0
2005	0
2006	0

## Women's national "A" team training sessions per week

3

## Women's national youth team(s)

Yes

## Women's national youth team age categories

U-14

## Number of women's youth international matches

Team	2002	2003	2004	2005	2006
U-14	0	0	0	0	0

## Women's national youth team training sessions per week

2

## National championship age categories

U-16    Seniors

## Mixed football (boys and girls)

Allowed from 6 to 14

## Girls' and women's football in schools

6-12

## Women's futsal activities

Yes

## Number of futsal players

80 registered female futsal players

200 unregistered female futsal players

## Most popular sport(s) for women and girls

Volleyball

Girls' or women's football is in position 2.

## Dedicated full-time staff for women's football

1 staff member

## Representation of women's football on the board or executive committee

Specific mandate



## Tajikistan (TKJ) | AFC

Association founded in 1936  
Affiliated to FIFA in 1994



Flag



Crest



World map



## Number of registered female football players

Registered youth (U-18)	Registered adults (18 and over)	Total registered
80	20	100

## Growth of women's football

Year	Players*
2000	
2001	
2002	
2003	
2004	50
2005	80
2006	100

\*Total registered female (adult and youth) players

## Football clubs

20	Total number of football clubs
	Number of clubs with both men's and women's teams
4	Number of clubs with women's teams only

## Women's national "A" team

No

## Number of women's national "A" matches

Year	Matches
2002	
2003	
2004	
2005	
2006	

## Women's national "A" team training sessions per week

## Women's national youth team(s)

No

## Women's national youth team age categories

U-14 U-15

## Number of women's youth international matches

Team	2002	2003	2004	2005	2006
U-14	0	0	0	0	0
U-15	0	0	0	0	0

## Women's national youth team training sessions per week

6 for U-14 and U-15

## National championship age categories

U-12 U-14 U-15 Seniors

## Mixed football (boys and girls)

Not allowed

## Girls' and women's football in schools

U-12 U-14 U-15

## Women's futsal activities

No

## Number of futsal players

## Most popular sport(s) for women and girls

Table tennis, gymnastics, athletics

Girls' or women's football is in position 2.

## Dedicated full-time staff for women's football

5 staff members

## Representation of women's football on the board or executive committee

No

# Tanzania (TAN) | CAF

Association founded in 1930  
Affiliated to FIFA in 1964



Flag



Crest



World map



### Number of registered female football players

Registered youth (U-18)	Registered adults (18 and over)	Total registered
800	500	1,300

### Growth of women's football

Year	Players*
2000	
2001	
2002	
2003	200
2004	275
2005	275
2006	1,300

\*Total registered female (adult and youth) players

### Football clubs

200	Total number of football clubs
4	Number of clubs with both men's and women's teams
	Number of clubs with women's teams only

**Women's national "A" team** Yes

### Number of women's national "A" matches

Year	Matches
2002	0
2003	2
2004	4
2005	0
2006	4

### Women's national "A" team training sessions per week

**Women's national youth team(s)** No

### Women's national youth team age categories

### Number of women's youth international matches

Team	2002	2003	2004	2005	2006

### Women's national youth team training sessions per week

### National championship age categories

15-25

### Mixed football (boys and girls)

Schools U-12

### Girls' and women's football in schools

10-18

**Women's futsal activities** No

### Number of futsal players

### Most popular sport(s) for women and girls


Football

### Dedicated full-time staff for women's football

No

### Representation of women's football on the board or executive committee

## Thailand (THA) | AFC



### Number of registered female football players

Registered youth (U-18)	Registered adults (18 and over)	Total registered
400	600	1,000

### Growth of women's football

Year	Players*
2000	150
2001	200
2002	500
2003	1,500
2004	
2005	2,000
2006	3,000-4,000

\*Total registered female (adult and youth) players

### Football clubs

16	Total number of football clubs
0	Number of clubs with both men's and women's teams
0	Number of clubs with women's teams only

### Women's national "A" team

Yes

### Number of women's national "A" matches

Year	Matches
2002	8
2003	15
2004	22
2005	24
2006	30

### Women's national "A" team training sessions per week

5

### Women's national youth team(s)

Yes

### Women's national youth team age categories

U-16    U-19

### Number of women's youth international matches

Team	2002	2003	2004	2005	2006
U-14	0	0	0	6	8
U-16	0	0	10	12	15
U-17	0	0	13	15	18
U-19	0	0	16	18	22

### Women's national youth team training sessions per week

5

### National championship age categories

14-19    Seniors

### Mixed football (boys and girls)

Not allowed

### Girls' and women's football in schools

13-18

### Women's futsal activities

Yes

### Number of futsal players

200 registered female futsal players

1,000 unregistered female futsal players

### Most popular sport(s) for women and girls

Unable to specify

Girls' or women's football is popular, recognised, well accepted.

### Dedicated full-time staff for women's football

3 staff members

### Representation of women's football on the board or executive committee

## Timor-Leste (TLS) | AFC



### Number of registered female football players

Registered youth (U-18)	Registered adults (18 and over)	Total registered
75	250	325

### Growth of women's football

Year	Players*
2000	–
2001	
2002	
2003	
2004	
2005	400
2006	–

\*Total registered female (adult and youth) players

### Football clubs

22	Total number of football clubs
10	Number of clubs with both men's and women's teams
0	Number of clubs with women's teams only

### Women's national "A" team

No

### Number of women's national "A" matches

Year	Matches
2002	0
2003	0
2004	0
2005	0
2006	0

### Women's national "A" team training sessions per week

### Women's national youth team(s)

No

### Women's national youth team age categories

### Number of women's youth international matches

Team	2002	2003	2004	2005	2006

### Women's national youth team training sessions per week

### National championship age categories

18

### Mixed football (boys and girls)

Not allowed

### Girls' and women's football in schools

No

### Women's futsal activities

No

### Number of futsal players

### Most popular sport(s) for women and girls

Football


### Dedicated full-time staff for women's football

1 staff member

### Representation of women's football on the board or executive committee

Part of a wider mandate

## Togo (TOG) | CAF



## Number of registered female football players

Registered youth (U-18)	Registered adults (18 and over)	Total registered
25	355	380

## Growth of women's football

Year	Players*
2000	180
2001	200
2002	200
2003	240
2004	250
2005	340
2006	380

\*Total registered female (adult and youth) players

## Football clubs

105	Total number of football clubs
0	Number of clubs with both men's and women's teams
11	Number of clubs with women's teams only

## Women's national "A" team

Yes

## Number of women's national "A" matches

Year	Matches
2002	0
2003	0
2004	0
2005	0
2006	5

## Women's national "A" team training sessions per week

5

## Women's national youth team(s)

No

## Women's national youth team age categories

## Number of women's youth international matches

Team	2002	2003	2004	2005	2006

## Women's national youth team training sessions per week

## National championship age categories

League level

## Mixed football (boys and girls)

No (but in planning phase)

## Girls' and women's football in schools

All age levels

## Women's futsal activities

No

## Number of futsal players

## Most popular sport(s) for women and girls

Basketball, handball and volleyball

Girls' or women's football is in position 4.

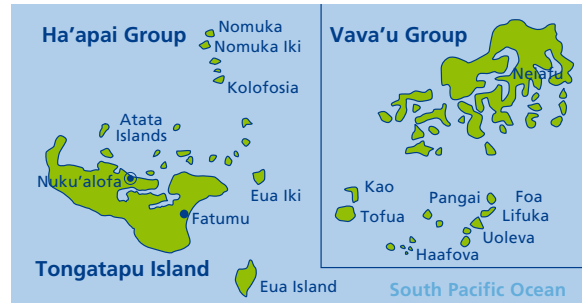
## Dedicated full-time staff for women's football

15 staff members

## Representation of women's football on the board or executive committee

Specific mandate

## Tonga (TGA) | OFC



## Number of registered female football players

Registered youth (U-18)	Registered adults (18 and over)	Total registered
390	315	705

## Growth of women's football

Year	Players*
2000	200
2001	235
2002	330
2003	580
2004	610
2005	670
2006	705

\*Total registered female (adult and youth) players

## Football clubs

32	Total number of football clubs
12	Number of clubs with both men's and women's teams
2	Number of clubs with women's teams only

## Women's national "A" team

Yes

## Number of women's national "A" matches

Year	Matches
2002	0
2003	7
2004	0
2005	0
2006	5

## Women's national "A" team training sessions per week

5

## Women's national youth team(s)

Yes

## Women's national youth team age categories

U-20

## Number of women's youth international matches

Team	2002	2003	2004	2005	2006
U-19	10	0	0	0	0
U-20	0	0	0	0	12

## Women's national youth team training sessions per week

4

## National championship age categories

U-13   U-15   U-17   U-20

## Mixed football (boys and girls)

Allowed, U-12

## Girls' and women's football in schools

12-19

## Women's futsal activities

No

## Number of futsal players

## Most popular sport(s) for women and girls

Football

## Dedicated full-time staff for women's football


1 staff member

## Representation of women's football on the board or executive committee

Specific mandate

# Trinidad and Tobago (TRI) | CONCACAF


Association founded in 1908  
Affiliated to FIFA in 1964



Flag



Crest



World map



## Number of registered female football players

Registered youth (U-18)	Registered adults (18 and over)	Total registered
400	1,275	1,675

## Growth of women's football

Year	Players*
2000	950
2001	1,000
2002	1,200
2003	1,200
2004	1,400
2005	1,550
2006	1,675

\*Total registered female (adult and youth) players

## Football clubs

95	Total number of football clubs
4	Number of clubs with both men's and women's teams
11	Number of clubs with women's teams only

## Women's national "A" team

Yes

## Number of women's national "A" matches

Year	Matches
2002	6
2003	5
2004	
2005	
2006	6

## Women's national "A" team training sessions per week

4
---

## Women's national youth team(s)

Yes

## Women's national youth team age categories

U-20
------

## Number of women's youth international matches

Team	2002	2003	2004	2005	2006
U-20		2	6	2	4

## Women's national youth team training sessions per week

2
---

## National championship age categories

Seniors
---------

## Mixed football (boys and girls)

No
----

## Girls' and women's football in schools

U-12, U-15, U-17
------------------

## Women's futsal activities

No

## Number of futsal players

--

## Most popular sport(s) for women and girls

Football and netball
----------------------

## Dedicated full-time staff for women's football

No
----

## Representation of women's football on the board or executive committee

No
----

## Tunisia (TUN) | CAF

Association founded in 1957  
Affiliated to FIFA in 1960





Flag                      Crest                      World map



## Number of registered female football players

Registered youth (U-18)	Registered adults (18 and over)	Total registered
344	463	807

## Growth of women's football

Year	Players*
2000	
2001	
2002	
2003	
2004	1,099
2005	791
2006	807

\*Total registered female (adult and youth) players

## Football clubs

24	Total number of football clubs
4	Number of clubs with both men's and women's teams
20	Number of clubs with women's teams only

## Women's national "A" team

Yes

## Number of women's national "A" matches

Year	Matches
2002	
2003	
2004	
2005	2
2006	5

## Women's national "A" team training sessions per week

## Women's national youth team(s)

No

## Women's national youth team age categories

## Number of women's youth international matches

Team	2002	2003	2004	2005	2006

## Women's national youth team training sessions per week

## National championship age categories

Seniors, youth

## Mixed football (boys and girls)

Not allowed

## Girls' and women's football in schools

No

## Women's futsal activities

No

## Number of futsal players

## Most popular sport(s) for women and girls

Handball, basketball, volleyball

Girls' or women's football is in position 4.

## Dedicated full-time staff for women's football

8 staff members

## Representation of women's football on the board or executive committee

Specific mandate



## Turkey (TUR) | UEFA

Association founded in 1923  
Affiliated to FIFA in 1923



Flag



Crest



World map



### Number of registered female football players

Registered youth (U-18)	Registered adults (18 and over)	Total registered
318	306	624

### Growth of women's football

Year	Players*
2000	412
2001	
2002	
2003	
2004	
2005	
2006	819

\*Total registered female (adult and youth) players

### Football clubs

4,212	Total number of football clubs
152	Number of clubs with both men's and women's teams
25	Number of clubs with women's teams only

### Women's national "A" team

Yes

### Number of women's national "A" matches

Year	Matches
2002	9
2003	0
2004	0
2005	0
2006	5

### Women's national "A" team training sessions per week

2

### Women's national youth team(s)

Yes

### Women's national youth team age categories

U-17 U-19

### Number of women's youth international matches

Team	2002	2003	2004	2005	2006
U-17	0	0	0	0	3
U-19	4	6	4	4	15

### Women's national youth team training sessions per week

3

### National championship age categories

U-19 Seniors

### Mixed football (boys and girls)

Allowed, up to the age of 12

### Girls' and women's football in schools

Between the ages of 14 and 21

### Women's futsal activities

Yes

### Number of futsal players

0 registered female futsal players

80 unregistered female futsal players

### Most popular sport(s) for women and girls

Volleyball

Girls' or women's football is in position 2.

### Dedicated full-time staff for women's football

No

### Representation of women's football on the board or executive committee

No

## Turkmenistan (TKM) | AFC



### Number of registered female football players

Registered youth (U-18)	Registered adults (18 and over)	Total registered
240	40	280

### Growth of women's football

Year	Players*
2000	
2001	
2002	
2003	
2004	
2005	
2006	280

\*Total registered female (adult and youth) players

### Football clubs

13	Total number of football clubs
3	Number of clubs with both men's and women's teams
0	Number of clubs with women's teams only

### Women's national "A" team

No

### Number of women's national "A" matches

Year	Matches
2002	
2003	
2004	
2005	
2006	

### Women's national "A" team training sessions per week

### Women's national youth team(s)

Yes

### Women's national youth team age categories

U-17

### Number of women's youth international matches

Team	2002	2003	2004	2005	2006
U-17	0	0	0	0	0

### Women's national youth team training sessions per week

3-5

### National championship age categories

Seniors

### Mixed football (boys and girls)

Not allowed

### Girls' and women's football in schools

No

### Women's futsal activities

No

### Number of futsal players

### Most popular sport(s) for women and girls

Volleyball, athletics

Girls' or women's football is in position 3.

### Dedicated full-time staff for women's football

4 staff members

### Representation of women's football on the board or executive committee

Specific mandate

## Turks and Caicos Islands (TCA) | CONCACAF

Association founded in 1996  
Affiliated to FIFA in 1998



Flag



Crest



World map



### Number of registered female football players

Registered youth (U-18)	Registered adults (18 and over)	Total registered
60	50	110

### Growth of women's football

Year	Players*
2000	30
2001	45
2002	60
2003	75
2004	90
2005	100
2006	115

\*Total registered female (adult and youth) players

### Football clubs

9	Total number of football clubs
0	Number of clubs with both men's and women's teams
3	Number of clubs with women's teams only

### Women's national "A" team

Yes

### Number of women's national "A" matches

Year	Matches
2002	2
2003	2
2004	2
2005	2
2006	5

### Women's national "A" team training sessions per week

1
---

### Women's national youth team(s)

Yes

### Women's national youth team age categories

U-17	U-20
------	------

### Number of women's youth international matches

Team	2002	2003	2004	2005	2006
U-17	0	0	0	0	0
U-20	0	0	0	0	0

### Women's national youth team training sessions per week

1
---

### National championship age categories

Seniors
---------

### Mixed football (boys and girls)

Allowed, up to the age of 15
------------------------------

### Girls' and women's football in schools

5-17
------

### Women's futsal activities

No

### Number of futsal players

--

### Most popular sport(s) for women and girls

Football
----------

### Dedicated full-time staff for women's football

No
----

### Representation of women's football on the board or executive committee

Specific mandate
------------------

## Uganda (UGA) | CAF

Association founded in 1924  
Affiliated to FIFA in 1959



Flag



Crest



World map



### Number of registered female football players

Registered youth (U-18)	Registered adults (18 and over)	Total registered
90,000	40,000	130,000

### Growth of women's football

Year	Players*
2000	
2001	1,000
2002	1,800
2003	3,000
2004	3,750
2005	6,500
2006	8,500

\*Total registered female (adult and youth) players

### Football clubs

200	Total number of football clubs
10	Number of clubs with both men's and women's teams
190	Number of clubs with women's teams only

### Women's national "A" team

Yes

### Number of women's national "A" matches

Year	Matches
2002	4
2003	4
2004	5
2005	4
2006	5

### Women's national "A" team training sessions per week

3

### Women's national youth team(s)

Yes

### Women's national youth team age categories

U-14 U-17 U-20

### Number of women's youth international matches

Team	2002	2003	2004	2005	2006
U-14	0	2	3	2	0
U-17	0	0	2	0	0
U-20	0	1	2	0	2

### Women's national youth team training sessions per week

2

### National championship age categories

U-15 U-20 Seniors

### Mixed football (boys and girls)

Allowed, up to the age of 12

### Girls' and women's football in schools

10-17

### Women's futsal activities

No

### Number of futsal players

### Most popular sport(s) for women and girls

Basketball, volleyball

Girls' or women's football is in position 3.

### Dedicated full-time staff for women's football



2 staff members

### Representation of women's football on the board or executive committee

Specific mandate

## Ukraine (UKR) | UEFA

Association founded in 1991  
Affiliated to FIFA in 1992


Flag                      Crest                      World map



### Number of registered female football players

Registered youth (U-18)	Registered adults (18 and over)	Total registered
44	182	226

### Growth of women's football

Year	Players*
2000	175
2001	157
2002	145
2003	142
2004	185
2005	197
2006	226

\*Total registered female (adult and youth) players

### Football clubs

8	Total number of football clubs
2	Number of clubs with both men's and women's teams
8	Number of clubs with women's teams only

### Women's national "A" team

Yes

### Number of women's national "A" matches

Year	Matches
2002	11
2003	12
2004	10
2005	13
2006	10

### Women's national "A" team training sessions per week

6-10

### Women's national youth team(s)

Yes

### Women's national youth team age categories

U-17    U-19

### Number of women's youth international matches

Team	2002	2003	2004	2005	2006
U-17	0	0	3	6	6
U-19	8	8	9	10	9

### Women's national youth team training sessions per week

6-10

### National championship age categories

12-13    13-14    15-16    over 16

### Mixed football (boys and girls)

Not allowed

### Girls' and women's football in schools

Up to the age of 11

### Women's futsal activities

Yes

### Number of futsal players

508 registered female futsal players

720 unregistered female futsal players

### Most popular sport(s) for women and girls

Football

### Dedicated full-time staff for women's football

2 staff members

### Representation of women's football on the board or executive committee

Part of a wider mandate

## United Arab Emirates (UAE) | AFC



### Number of registered female football players

Registered youth (U-18)	Registered adults (18 and over)	Total registered
No players registered		

### Growth of women's football

Year	Players*
2000	
2001	
2002	
2003	
2004	
2005	
2006	Women's committee recently formed

\*Total registered female (adult and youth) players

### Football clubs

31	Total number of football clubs
	Number of clubs with both men's and women's teams
A few private female football clubs	Number of clubs with women's teams only

Women's national "A" team No

### Number of women's national "A" matches

Year	Matches
2002	
2003	
2004	
2005	
2006	

### Women's national "A" team training sessions per week

--

Women's national youth team(s) No

### Women's national youth team age categories

--

### Number of women's youth international matches

Team	2002	2003	2004	2005	2006

### Women's national youth team training sessions per week

--

### National championship age categories

No leagues

### Mixed football (boys and girls)

No

### Girls' and women's football in schools

U-16

Women's futsal activities Yes

### Number of futsal players

0 registered female futsal players  
private/not registered activities

### Most popular sport(s) for women and girls

Volleyball  
Girls' or women's football is in position 3 or 4.

### Dedicated full-time staff for women's football

No

### Representation of women's football on the board or executive committee

--

## Uruguay (URU) | CONMEBOL



## Number of registered female football players

Registered youth (U-18)	Registered adults (18 and over)	Total registered
100	100	200

## Growth of women's football

Year	Players*
2000	700
2001	
2002	
2003	
2004	
2005	
2006	300

\*Total registered female (adult and youth) players

## Football clubs

45	Total number of football clubs
10	Number of clubs with both men's and women's teams
1	Number of clubs with women's teams only

## Women's national "A" team

Yes

## Number of women's national "A" matches

Year	Matches
2002	
2003	
2004	6
2005	5
2006	5

## Women's national "A" team training sessions per week

3

## Women's national youth team(s)

Yes

## Women's national youth team age categories

U-17    U-20

## Number of women's youth international matches

Team	2002	2003	2004	2005	2006
U-17	0	0	6	5	0
U-20	0	0	0	6	5

## Women's national youth team training sessions per week

3

## National championship age categories

U-17    Seniors

## Mixed football (boys and girls)

Not allowed

## Girls' and women's football in schools

U-15 to U-17

## Women's futsal activities

Yes

## Number of futsal players

## Most popular sport(s) for women and girls


## Dedicated full-time staff for women's football

No

## Representation of women's football on the board or executive committee

No

## USA (USA) | CONCACAF



## Number of registered female football players

Registered youth (U-18)	Registered adults (18 and over)	Total registered
1,562,826	104,371	1,667,197

## Growth of women's football

Year	Players*
2000	1,544,049
2001	
2002	
2003	
2004	
2005	
2006	1,669,519

\*Total registered female (adult and youth) players

## Football clubs

5,000	Total number of football clubs
4,000	Number of clubs with both men's and women's teams
	Number of clubs with women's teams only

## Women's national "A" team

Yes

## Number of women's national "A" matches

Year	Matches
2002	19
2003	23
2004	34
2005	9
2006	22

## Women's national "A" team training sessions per week

4-5

## Women's national youth team(s)

Yes

## Women's national youth team age categories

U-14 U-15 U-16 U-17 U-20 U-21

## Number of women's youth international matches

Team	2002	2003	2004	2005	2006
U-14	0	0	0	0	0
U-15	0	0	0	0	0
U-16	5	2	3	2	3
U-17	0	4	4	7	2
U-20	18	4	12	0	12
U-21	4	4	4	4	3

## Women's national youth team training sessions per week

5-10

## National championship age categories

U-15 U-16 U-17 U-20

## Mixed football (boys and girls)

Not allowed

## Girls' and women's football in schools

6-18

## Women's futsal activities

No

## Number of futsal players

## Most popular sport(s) for women and girls

Football

## Dedicated full-time staff for women's football

20 staff members


## Representation of women's football on the board or executive committee

Athletes council




# US Virgin Islands (VIR) | CONCACAF


**Association founded in 1992**  
**Affiliated to FIFA in 1998**



Flag



Crest



World map



### Number of registered female football players

Registered youth (U-18)	Registered adults (18 and over)	Total registered
150	30	180

### Growth of women's football

Year	Players*
2000	
2001	
2002	
2003	
2004	120
2005	160
2006	180

\*Total registered female (adult and youth) players

### Football clubs

13	Total number of football clubs
2	Number of clubs with both men's and women's teams
	Number of clubs with women's teams only

### Women's national "A" team

Yes

### Number of women's national "A" matches

Year	Matches
2002	
2003	2
2004	
2005	
2006	5

### Women's national "A" team training sessions per week

3

### Women's national youth team(s)

Yes

### Women's national youth team age categories

U-17 U-19 U-20

### Number of women's youth international matches

Team	2002	2003	2004	2005	2006
U-17	0	0	0	0	0
U-19	0	0	0	4	3
U-20	0	0	0	0	0

### Women's national youth team training sessions per week

3

### National championship age categories

Seniors

### Mixed football (boys and girls)

Allowed, up to the age of 13

### Girls' and women's football in schools

Mixed, all ages

### Women's futsal activities

No

### Number of futsal players

### Most popular sport(s) for women and girls

Basketball, softball

Girls' or women's football is in position 3.

### Dedicated full-time staff for women's football

No

### Representation of women's football on the board or executive committee

Specific mandate

## Uzbekistan (UZB) | AFC



### Number of registered female football players

Registered youth (U-18)	Registered adults (18 and over)	Total registered
60	80	140

### Growth of women's football

Year	Players*
2000	220
2001	239
2002	256
2003	300
2004	315
2005	340
2006	400

\*Total registered female (adult and youth) players

### Football clubs

216	Total number of football clubs
10	Number of clubs with both men's and women's teams
10	Number of clubs with women's teams only

### Women's national "A" team

Yes

### Number of women's national "A" matches

Year	Matches
2002	5
2003	5
2004	10
2005	10
2006	15

### Women's national "A" team training sessions per week

3

### Women's national youth team(s)

Yes

### Women's national youth team age categories

U-19

### Number of women's youth international matches

Team	2002	2003	2004	2005	2006
U-19	5	0	10	0	10

### Women's national youth team training sessions per week

3

### National championship age categories

U-19    Seniors

### Mixed football (boys and girls)

Not allowed

### Girls' and women's football in schools

### Women's futsal activities

Yes

### Number of futsal players

200 registered female futsal players

256 unregistered female futsal players

### Most popular sport(s) for women and girls

Football, futsal, beach soccer

### Dedicated full-time staff for women's football

2 staff members

### Representation of women's football on the board or executive committee

Part of a wider mandate

# Vanuatu (VAN) | OFC

**Association founded in 1934**  
**Affiliated to FIFA in 1988**



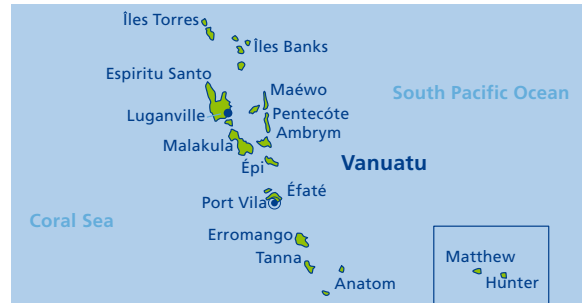
Flag



Crest



World map



### Number of registered female football players

Registered youth (U-18)	Registered adults (18 and over)	Total registered
		38

### Growth of women's football

Year	Players*
2000	
2001	
2002	
2003	
2004	
2005	
2006	38

\*Total registered female (adult and youth) players

### Football clubs

	Total number of football clubs
5	Number of clubs with both men's and women's teams
0	Number of clubs with women's teams only

### Women's national "A" team

No

### Number of women's national "A" matches

Year	Matches
2002	
2003	4
2004	
2005	
2006	

### Women's national "A" team training sessions per week

--

### Women's national youth team(s)

Yes

### Women's national youth team age categories

U-20
------

### Number of women's youth international matches

Team	2002	2003	2004	2005	2006
U-20	2	0	0	0	3

### Women's national youth team training sessions per week

3-4
-----

### National championship age categories

Seniors
---------

### Mixed football (boys and girls)

Allowed (primary schools), up to the age of 12
--

### Girls' and women's football in schools

U-12	U-14	U-16	U-16+

### Women's futsal activities

Yes

### Number of futsal players

140 registered female futsal players
160 unregistered female futsal players

### Most popular sport(s) for women and girls

Netball
Girls' or women's football is in position 2.

### Dedicated full-time staff for women's football

1 part-time staff member
--------------------------

### Representation of women's football on the board or executive committee

No
----

## Venezuela (VEN) | CONMEBOL

Association founded in 1926  
Affiliated to FIFA in 1952



Flag



Crest



World map



### Number of registered female football players

Registered youth (U-18)	Registered adults (18 and over)	Total registered
4,164	1,515	5,679

### Growth of women's football

Year	Players*
2000	3,404
2001	
2002	
2003	
2004	
2005	
2006	6,279

\*Total registered female (adult and youth) players

### Football clubs

736	Total number of football clubs
212	Number of clubs with both men's and women's teams
67	Number of clubs with women's teams only

### Women's national "A" team

Yes

### Number of women's national "A" matches

Year	Matches
2002	
2003	2
2004	3
2005	7
2006	9

### Women's national "A" team training sessions per week

16 hours

### Women's national youth team(s)

Yes

### Women's national youth team age categories

U-15 U-18 U-20

### Number of women's youth international matches

Team	2002	2003	2004	2005	2006
U-15	0	0	0	0	0
U-18	0	0	0	2	3
U-20	0	0	4	6	5

### Women's national youth team training sessions per week

12 hours

### National championship age categories

U-15 U-18 U-20 Seniors

### Mixed football (boys and girls)

Allowed, up to the age of 12

### Girls' and women's football in schools

10-16

### Women's futsal activities

Yes

### Number of futsal players

874 registered female futsal players

4,000 unregistered female futsal players

### Most popular sport(s) for women and girls

Volleyball, tennis

Girls' or women's football is in position 5 or 6.

### Dedicated full-time staff for women's football

1 staff member

### Representation of women's football on the board or executive committee

No

## Vietnam (VIE) | AFC



### Number of registered female football players

Registered youth (U-18)	Registered adults (18 and over)	Total registered
100	250	350

### Growth of women's football

Year	Players*
2000	176
2001	180
2002	180
2003	210
2004	290
2005	320
2006	450

\*Total registered female (adult and youth) players

### Football clubs

72	Total number of football clubs
0	Number of clubs with both men's and women's teams
6	Number of clubs with women's teams only

### Women's national "A" team

Yes

### Number of women's national "A" matches

Year	Matches
2002	4
2003	7
2004	10
2005	10
2006	9

### Women's national "A" team training sessions per week

3

### Women's national youth team(s)

Yes

### Women's national youth team age categories

U-19

### Number of women's youth international matches

Team	2002	2003	2004	2005	2006
U-19	0	0	3	0	3

### Women's national youth team training sessions per week

1

### National championship age categories

16-30

### Mixed football (boys and girls)

Not allowed

### Girls' and women's football in schools

16-20

### Women's futsal activities

Yes

### Number of futsal players

100 registered female futsal players

120 unregistered female futsal players

### Most popular sport(s) for women and girls

Volleyball

Girls' or women's football is in position 6.


### Dedicated full-time staff for women's football

3 staff members

### Representation of women's football on the board or executive committee

Specific mandate

## Wales (WAL) | UEFA



## Number of registered female football players

Registered youth (U-18)	Registered adults (18 and over)	Total registered
2,656	1,000	3,656

## Growth of women's football

Year	Players*
2000	600
2001	1,179
2002	1,404
2003	1,596
2004	2,404
2005	2,754
2006	3,656

\*Total registered female (adult and youth) players

## Football clubs

	Total number of football clubs
123	Number of clubs with both men's and women's teams
13	Number of clubs with women's teams only

## Women's national "A" team

Yes

## Number of women's national "A" matches

Year	Matches
2002	7
2003	5
2004	3
2005	
2006	10

## Women's national "A" team training sessions per week

2

## Women's national youth team(s)

Yes

## Women's national youth team age categories

U-15   U-16   U-17   U-19

## Number of women's youth international matches

Team	2002	2003	2004	2005	2006
U-15	2	3	4	5	6
U-16	2	3	4	5	6
U-17	0	0	0	0	2
U-19	6	3	5	9	7

## Women's national youth team training sessions per week

1-2

## National championship age categories

U-17, U-19, Seniors

## Mixed football (boys and girls)

Allowed, up to the age of 12

## Girls' and women's football in schools

6-16, in some schools to 18

## Women's futsal activities

No

## Number of futsal players

## Most popular sport(s) for women and girls

Football

## Dedicated full-time staff for women's football

2 staff members

## Representation of women's football on the board or executive committee

Part of a wider mandate

## Yemen (YEM) | AFC

Association founded in 1962  
Affiliated to FIFA in 1980



Flag



Crest



World map



### Number of registered female football players

Registered youth (U-18)	Registered adults (18 and over)	Total registered
50	110	160

### Growth of women's football

Year	Players*
2000	0
2001	0
2002	0
2003	0
2004	0
2005	15
2006	30

\*Total registered female (adult and youth) players

### Football clubs

360	Total number of football clubs
0	Number of clubs with both men's and women's teams
0	Number of clubs with women's teams only

### Women's national "A" team

Yes

### Number of women's national "A" matches

Year	Matches
2002	0
2003	0
2004	0
2005	0
2006	0

### Women's national "A" team training sessions per week

4

### Women's national youth team(s)

Yes

### Women's national youth team age categories

U-18

### Number of women's youth international matches

Team	2002	2003	2004	2005	2006
U-18	0	0	0	0	0

### Women's national youth team training sessions per week

4

### National championship age categories

### Mixed football (boys and girls)

Not allowed

### Girls' and women's football in schools

U-18

### Women's futsal activities

No

### Number of futsal players

### Most popular sport(s) for women and girls

Football

### Dedicated full-time staff for women's football


4 staff members

### Representation of women's football on the board or executive committee


Part of a wider mandate

## Zambia (ZAM) | CAF


Association founded in 1929  
Affiliated to FIFA in 1964



Flag



Crest



World map



### Number of registered female football players

Registered youth (U-18)	Registered adults (18 and over)	Total registered
2,400	1,600	4,000

### Growth of women's football

Year	Players*
2000	1,170
2001	1,500
2002	1,900
2003	2,400
2004	2,800
2005	3,300
2006	4,000

\*Total registered female (adult and youth) players

### Football clubs

174	Total number of football clubs
50	Number of clubs with both men's and women's teams
4	Number of clubs with women's teams only

### Women's national "A" team

Yes

### Number of women's national "A" matches

Year	Matches
2002	2
2003	0
2004	2
2005	4
2006	9

### Women's national "A" team training sessions per week

3

### Women's national youth team(s)

Yes

### Women's national youth team age categories

U-17 U-20

### Number of women's youth international matches

Team	2002	2003	2004	2005	2006
U-17	0	0	0	1	2
U-20	0	0	1	2	2

### Women's national youth team training sessions per week

3

### National championship age categories

U-17 U-20 Seniors

### Mixed football (boys and girls)

Not allowed

### Girls' and women's football in schools

15-18

### Women's futsal activities

No

### Number of futsal players

### Most popular sport(s) for women and girls

Netball, basketball

Girls' or women's football is in position 3.

### Dedicated full-time staff for women's football

No

### Representation of women's football on the board or executive committee

Part of a wider mandate



## Zimbabwe (ZIM) | CAF



### Number of registered female football players

Registered youth (U-18)	Registered adults (18 and over)	Total registered
10,000	3,700	

### Growth of women's football

Year	Players*
2000	6,150
2001	7,350
2002	8,550
2003	10,500
2004	12,490
2005	12,800
2006	13,700

\*Total registered female (adult and youth) players

### Football clubs

2,360	Total number of football clubs
10	Number of clubs with both men's and women's teams
150	Number of clubs with women's teams only

### Women's national "A" team

Yes

### Number of women's national "A" matches

Year	Matches
2002	2
2003	
2004	1
2005	
2006	1

### Women's national "A" team training sessions per week

4

### Women's national youth team(s)

Yes

### Women's national youth team age categories

U-14   U-17   U-19   U-20

### Number of women's youth international matches

Team	2002	2003	2004	2005	2006
U-14	1	1	1	1	1
U-17	1	0	1	0	0
U-19	0	0	0	0	0
U-20	0	0	0	0	0

### Women's national youth team training sessions per week

4

### National championship age categories

19   20   23   25

### Mixed football (boys and girls)

Not allowed

### Girls' and women's football in schools

U-14 to U-19

### Women's futsal activities

No

### Number of futsal players

### Most popular sport(s) for women and girls

Football

### Dedicated full-time staff for women's football

1 staff member

### Representation of women's football on the board or executive committee

Specific mandate

Official publication of the Fédération Internationale de Football Association (FIFA)

---

**Publisher**

Fédération Internationale de Football Association

**President**

Joseph S. Blatter

**General Secretary**

Jérôme Valcke

FIFA-Strasse 20 P.O. Box 8044 Zurich Switzerland  
Tel.: +41-(0)43-222 7777 Fax: +41-(0)43-222 7878  
www.FIFA.com

**Editing and production**

FIFA Development Division, Women's Football

**Photos**

image 100/sporting heroes (pages 6&7)

**Proofreading**

FIFA Translations

**Graphic Design/Layout**

Sven Müller Design, 82319 Leutstetten, Germany

**Printing**

rva Druck und Medien AG, Altstätten, Switzerland

The reproduction of articles – even partially – is prohibited unless permission has been sought from the publishers and a reference is made to the source (copyright: FIFA). Permission to reproduce photos must be sought from the individual photo agencies concerned.

The FIFA Corporate Mark is a registered trademark.





**100 YEARS FIFA 1904 - 2004**

Fédération Internationale de Football Association  
FIFA-Strasse 20 P.O. Box 8044 Zurich Switzerland  
Tel.: +41-(0)43-222 7777 Fax: +41-(0)43-222 7878 [www.FIFA.com](http://www.FIFA.com)