



SUN BELT CONFERENCE
MEN'S BASKETBALL
2011-12 MEDIA GUIDE





THE TOURNAMENT

The 2012 Sun Belt Conference Men's and Women's Basketball Championships return to the Summit Arena in Hot Springs, March 3-6. Eleven men's and twelve women's teams will compete for the league's automatic bids to the NCAA Tournament. The opening rounds of the tournaments will be held Saturday, March 3. Quarterfinals will take place on Sunday, March 4 and the semifinals will be played Monday, March 5. The men's championship game is scheduled for Tuesday, March 6, at 7:00 p.m. EST/6:00 p.m. CST on ESPN, while the women's championship game is scheduled for Tuesday, March 6, at 2:00 p.m. EST/1:00 p.m. CST. on ESPN. The 2011 SBC Championship marks the 32nd consecutive season the SBC Men's Basketball Championship game will be televised by ESPN.



SUMMIT ARENA

The Summit Arena is a 6,200-seat, 124,200-square-foot multi-purpose arena located in Hot Springs, Arkansas. The Summit Arena is one of the region's most versatile facilities, allowing for seating of over 6,000 persons for concerts and similar events and 6,000 for athletic events such as the Sun Belt Conference Basketball Championships or even the Ringling Bros. and Barnum & Bailey Circus Hometown Edition. Summit Arena also adds to the existing Convention Center's 240,000-square-foot meeting space another 160 10-foot-by-10-foot exhibit booths for trade shows and exhibitions. The Arena and existing exhibit space now can be opened into a single exhibit area totaling 105,000 square feet. So whether your Hot Springs event is a concert, athletic event, trade show, exhibition or other activity, Summit Arena opens a whole new arena of opportunity for event and meeting planners. Summit Arena will play host to Sun Belt basketball rivals for the third consecutive season during the 2011 SBC Basketball Championship, March 5-8. The conference will use two playing courts for the first and quarterfinal rounds in the Summit Arena-Hot Springs Convention Center complex for the second consecutive year. So whether your Hot Springs event is a concert, athletic event, trade show, exhibition or other activity, Summit Arena opens a whole new arena of opportunity for event and meeting planners with its 47-foot ceiling height and 30,750 square feet of exhibit space, which also includes a 72,000-square-foot exhibit hall.

HOT SPRINGS

Some places have that special something that captures your heart and won't let go. As American's First Resort and one of the South's most popular family vacation spots Hot Springs offers visitors much more than just a basketball tournament. Fans can spend their afternoons being courted by the City's ever-abundant southern hospitality, have a picnic at the Hot Springs National Park and even stroll through the City's charming historic streets - before ultimately hitting the Summit Arena for hot hoops. The relationship between the Sun Belt Conference and the city of Hot Springs provides a more fan-friendly championship experience, giving the league a chance to extend its geographic footprint beyond the boundaries of its member institutions and showcase the talent of the league. The first federally protected area in the nation's history, Hot Springs National Park features amazing 143° thermal waters, rich history and beautiful architecture. Enjoy gorgeous Arkansas hiking trails. Tour the historic Fordyce Bathhouse and Visitor's Center, or enjoy a relaxing Hot Springs spa. Picture post card perfect Arkansas historic sites in downtown Hot Springs include classic hotels, Victorian architecture, world-class art studios and famed Bathhouse Row. Hot Springs restaurants and nightclubs, Arkansas antique shops, crystal and rock shops, boutiques and specialty malls - just a few of the many reasons why Hot Springs attracts visitors from all around the world. Some call it magnetic attraction. Others call it love at first sight. For more information, visit hotsprings.org.



2012 SUN BELT MEN'S AND WOMEN'S CHAMPIONSHIPS



TABLE OF CONTENTS

SUN BELT CONFERENCE
601 Poydras Street, Suite 2355
New Orleans, Louisiana 70130
www.sunbeltsports.org
Phone: (504) 299-9066

Commissioner
Wright Waters, M. Ed.

**Senior Associate Commissioner/
Sports Administration/Chief Operating Officer**
Dr. Kathy Keene, Ph. D.

Chief Financial Officer
Herbert L. Carter, III, CPA

**Associate Commissioner/
Communications**
John McElwain

**Assistant Commissioner/
Championships**
Dominick Giambrone Jr., J.D.

**Assistant Commissioner/
Electronic Media**
Travis Llewellyn

**Assistant Commissioner/
Media Relations**
Keith Nunez, M. Ed.

Media Relations Assistant
Christiana Johns, M. A.

Chief Administrative Officer
Chauntrell Shelby

Coordinator of Men's Basketball Officials
Mike Wood

EXECUTIVE COMMITTEE

PRESIDENT: Dr. Jack Hawkins
Chancellor, Troy University

VICE PRESIDENT: Gordon Moulton
President, South Alabama

PAST PRESIDENT: Dr. Sidney McPhee
President, Middle Tennessee

AT-LARGE REP.: Dr. Joel Anderson
President, UALR

REP. FOR ADS: Dr. Dean Lee
Athletic Director, Arkansas State

REP. FOR FARS: Dr. James Brown
FAR, Western Kentucky

REP. FOR SWAS: Cinnamon Sheffield
SWA, North Texas

This is the Sun Belt Conference.....	4-21
Commissioner Wright Waters	22
Sun Belt Conference Staff	23-24
Sun Belt Conference Men's Basketball Championship Bracket	25
2011-12 Sun Belt Conference Composite Schedule	26-27
TEAM CAPSULES	28-75
UALR Trojans.....	28-31
Arkansas State Red Wolves.....	32-35
Denver Pioneers	36-39
Florida Atlantic Owls	40-43
FIU Panthers	44-47
Louisiana-Lafayette Ragin' Cajuns	48-51
Louisiana-Monroe Warhawks.....	52-55
Middle Tennessee Blue Raiders.....	56-59
North Texas Mean Green.....	60-63
South Alabama Jaguars.....	64-67
Troy Trojans.....	68-71
WKU Hilltoppers.....	72-75
SUN BELT RECORD BOOK	76-120
2010-11 Season Stats.....	76-85
SBC Top 25 Career Record Holders	86
Team Records/Game.....	88
Team Records/Season.....	89
Individual Records/Game	90
Individual Records/Season & Career	91
All-Time Conference Win Totals.....	92
All-Time Standings.....	93-95
Year-By-Year Leaders.....	96-99
Sun Belt in the Polls.....	100-101
Sun Belt in the NCAA Tournament	102-103
Sun Belt in the NIT.....	104
Sun Belt League Honors	105
Sun Belt All-Conference Teams	106-108
Sun Belt Weekly Honors.....	109-110
All-Academic Teams	111-113
All-Americans.....	114
Sun Belt Tournament Results.....	115-117
Sun Belt All-Tournament Teams.....	118
Tournament Records.....	119-120
Sun Belt Media Relations Directory	121

MEDIA SERVICES

The Sun Belt Conference Media Relations Office produces a weekly release for all 19 league-sponsored sports. Each release will include the most updated standings, results, notes and stats. The releases will be made available on the conference website (www.sunbeltsports.org) and distributed via e-mail to local, regional and national media. The conference will also e-mail the release to each league school's sports information office.

The 2012 Sun Belt Conference Men's and Women's Basketball Championships will be held March 3-6 in Hot Springs, Arkansas. To request credentials, or any additional conference-related basketball information, please contact John McElwain via email - mcelwain@sunbeltsports.org or phone - 504/299-9066 ext 215.

CREDITS

Editors: John McElwain and Keith Nunez, Sun Belt Conference

Editorial Assistance: Joe Angolia, UALR; Anthony Reynolds, Arkansas State; Michael Kennedy, Denver; Justin Johnson, Florida Atlantic; Paul Dodson, FIU; Matt Hebert, Louisiana-Lafayette; Jeremy Stevens, Louisiana-Monroe; Leslie Wilhite, Middle Tennessee; Stephen Howard, North Texas; Matt Horne, South Alabama; Matt Mays, Troy; Michael Schroeder, WKU

Photography: Sun Belt Conference and member institution files.

Layout, Cover and Interior Design: John McElwain and Keith Nunez, Sun Belt Conference

Sun Belt Conference News & Notes

Formed in 1976 the Sun Belt Conference quickly rose to the greatest heights of collegiate athletics by sending a team to the NCAA Final Four in the league's first year of existence. Fast forward 36 years and the league again finds itself at the pinnacle of collegiate athletics as a member of the 11 league alliance of the Bowl Championship Series. Through it all, the constant has always been success, progress and academic excellence.

THE EARLY YEARS

The Sun Belt Conference was founded on August 4, 1976 with New Orleans, South Alabama, Georgia State, Jacksonville, North Carolina-Charlotte and South Florida participating in four men's sports: basketball, golf, soccer and tennis.

The Sun Belt Conference began as a home for some of the nation's best independent men's basketball programs and the six team league didn't need long to prove that it was an emerging power in college athletics.

In the first season of the league, former member North Carolina-Charlotte reached the pinnacle of collegiate basketball by playing in the Final Four. Along the way Charlotte defeated Central Michigan, Syracuse and Michigan to advance to the Final Four. Their miraculous run ended with a 51-49 loss to eventual national champion Marquette. Star forward Cedric Maxwell was selected in the first round of the NBA Draft by the Boston Celtics.

Maxwell was the first in a long line of great Sun Belt men's basketball stars, as 11 total players have gone on to be first-round selections in the NBA Draft. Those draftees include Dee Brown (Jacksonville – Boston Celtics, 1990), Ervin Johnson (New Orleans – Seattle Sonics, 1993), Derek Fisher (UALR – Los Angeles Lakers, 1996) and Courtney Lee (Western Kentucky University – Orlando Magic, 2008).

In addition to its early found success in men's basketball, the Sun Belt Conference proved to be a leader in the evolution of the game as well.

In 1978 New Orleans defeated South Alabama, 22-20, in the conference tournament championship in a "slowdown" game. As a direct result of this game, the Sun Belt Conference was given approval by the NCAA to adopt a 45-second shot clock for use in conference basketball games for the 1978-79 season. The shot clock has had an everlasting impact on the game of basketball and the Sun



1976

Vic Bubas, seen here with CBS' Dick Stockton, helped form the Sun Belt Conference in 1976 and served as the league's commissioner from 1976 to 1990. The Sun Belt's all-sports trophy, the Vic Bubas Cup, is named in his honor.

Belt Conference is noted for its conception.

1978 was also the beginning of a new way of formatting the NCAA Men's Basketball Tournament and the NCAA announced the Sun Belt Conference would be one of 24 conferences in the nation that would be given automatic entry into future NCAA basketball national championship playoffs. The NCAA also declared the Sun Belt as one of 16 conferences who would receive a first-round bye in the 1979 tournament.

Hall of Fame head coach Gene Bartow led a number of impressive Alabama-Birmingham men's basketball squads during the early 1980s with teams that would compete in seven consecutive NCAA Tournaments with stops in the Elite Eight and Sweet Sixteen along the way. UAB joined the league along with Virginia Commonwealth in 1979. Western Kentucky University and Old Dominion would later join the league in 1981.

Further showing its trendsetting nature and evolution, the conference becomes one of the first collegiate organizations to form its own in-house regional television network with conference game-of-the-week telecasts beginning in January 1978. The next year, the Sun Belt Conference became known as a leader in college sports broadcasting by being the first conference to sign a long-term contract with the ESPN cable network. Since that time the Sun Belt Conference has had every men's basketball championship game broadcasted live on ESPN – making it the longest partnership between ESPN and any collegiate athletic conference.

Sun Belt Conference News & Notes

Aside from men's basketball, the Sun Belt Conference would add additional sports during the first 10 years of the league.

Old Dominion won the first-ever Sun Belt Conference women's basketball tournament in 1983, defeating WKU 78-67. ODU then defeated St. John's, Maryland, and Penn State to reach the NCAA Final Four. Future Olympian Anne Donovan of Old Dominion became the first women's recipient of the Naismith Trophy, recognizing the nation's finest player.

The Sun Belt became the first conference to place two teams in the women's basketball NCAA Final Four as Old Dominion and Western Kentucky earned their way to Austin, Texas in 1985. WKU reached the Final Four by defeating Middle Tennessee, Texas, and Mississippi, while Old Dominion defeated Syracuse, North Carolina State and Ohio State. WKU lost its semifinal match up to Georgia (91-78), but ODU defeated Northeast Louisiana (now Louisiana-Monroe) in the semi-finals and Georgia (70-65) for the national championship.

With trips to the Final Four in hand and groundbreaking television deals the Sun Belt Conference proved early on that success and progress were going to be the backbone of the conference. But that was just the beginning for the league. Future decades had change in mind. Changes sparked new members, additional sports and eventually the evolution of the Sun Belt Conference as a member of the Bowl Championship Series.



1983

Former Sun Belt member Old Dominion defeated Western Kentucky in the finals of the 1983 Sun Belt Championship. Both teams would go on to reach the Women's Final Four that year.

SUN BELT AND AMERICAN SOUTH MERGER

American South Conference members Arkansas State, Central Florida, Lamar, Louisiana Tech, New Orleans, Southwestern Louisiana (now Louisiana-Lafayette) and Texas-Pan American joined UALR and existing Sun Belt Conference members Jacksonville, South Alabama and Western Kentucky when the two conferences merged in 1991.

The newfound alignment of the league had little problems replicating the success of the early years of the league. In fact, teams from the Sun Belt Conference would once again reach the pinnacle of success during the 1990s.

Louisiana Tech and WKU provided some of the most noted women's basketball teams of all time during the decade. Both programs would reach the national championship game in the Women's Final Four. Louisiana Tech would make multiple appearances in the Women's Final Four during the 1990s. In 1993, Arkansas State's women's basketball team defeated George Washington, Marquette and SMU to win the WNIT Tournament.

WKU would also add to its men's basketball legacy in the early 1990s with multiple trips to the NCAA Sweet 16 and postseason rankings in the national polls. New Orleans also strung together a number of notable seasons in postseason men's basketball berths. Tim Floyd was named Sun Belt Coach of the Year in 1993 after the Privateers reached No. 17 in the national rankings.

The 1990s also saw the emergence of the Sun Belt Conference as a power in college baseball. In fact, the Sun Belt Conference has sent multiple teams to the NCAA tournament each year since 1988. The 23-year streak of having two or more teams reach NCAA play is matched by only four other conferences (ACC, Big West, SEC, Pac-10).

SUN BELT FOOTBALL AND THE 2000s

The year 2000 started off with a bang for the Sun Belt Conference as Louisiana-Lafayette's baseball team defeated No. 1 ranked South Carolina to advance to the College World Series in Omaha, Nebraska. The Ragin' Cajuns posted victories against San Jose State and Clemson before finishing third overall. Their College World Series appearance is the only one by a school while a member of the Sun Belt Conference (New Orleans made it in 1984). Florida International, New Orleans and South Alabama also reached the NCAA post-season that year.

The most noted news of the early 2000s though was that the Sun Belt Conference began sponsoring football at the Division I-A

The Sun Belt Conference

Commissioner Wright Waters

The Sun Belt Conference Staff

2011-12 SBC Tournament Bracket

2011-12 SBC Composite Schedule

Sun Belt Conference Record Book



Sun Belt Conference News & Notes

The Sun Belt Conference

Commissioner Wright Waters

The Sun Belt Conference Staff

2011-12 SBC Tournament Bracket

2011-12 SBC Composite Schedule

Sun Belt Conference Record Book



1979

In 1979 the Sun Belt Conference became known as a leader in college sports broadcasting by being the first conference to sign a long-term contract with ESPN. Sun Belt Conference events can be seen regularly on the ESPN family of networks today.

level (now known as the Football Bowl Subdivision) in 2001 and an automatic bowl tie-in was formed for its conference champion in the New Orleans Bowl.

Prior to the 2001 season only Louisiana-Lafayette had competed at the Division I-A level for the entirety of its program's history. New members North Texas, Middle Tennessee and New Mexico State would take on the task of maturing into I-A programs along with Arkansas State and football only members Idaho and Louisiana-Monroe.

The conference's automatic berth into the New Orleans Bowl gave the league credibility, but wins would be needed to show that the league could contend at the highest level of the game. North Texas carried that responsibility well in the early years of Sun Belt Conference football. The Mean Green would represent the league for four consecutive seasons in the New Orleans Bowl.

One of the first shining moments in Sun Belt football history came in the second New Orleans Bowl in 2002 when North Texas defeated Conference USA co-champion Cincinnati 24-19.

More memorable moments would soon follow, but not before the league's membership took on additional changes. Utah State joined the league briefly as a football playing member but departed along with Idaho and New Mexico State following the 2004 season. Troy joined the league as a football only in 2004 and would join as an all-sports member soon thereafter. Florida Atlantic joined initially as a football only member in 2005 and would also enter competition in all sports a couple of years later. FIU, a league member since the late 1990s, began competition in football in 2005 and WKU, a longtime league member, began competition in 2009.

Louisiana-Monroe, a founding member of the football league, would join as all-sports member as well.

As the Sun Belt Conference evolved with new members and new found success – the league earned two bowl berths for the first time in 2004 – the state of the Football Bowl Subdivision would also evolve. The Sun Belt Conference entered the ranks of the Bowl Championship Series when the BCS restructured prior to the 2006 season.

The Sun Belt Conference now found itself as one of 31 NCAA conferences that sponsor multiple sports, but the league was now one of only 11 to participate in the Bowl Championship Series (BCS).

With that lofty standing, expectations for the Sun Belt Conference are as high as ever and the league and its member institutions have consistently delivered in the past few years.

Because of its status as a member of the Football Bowl Subdivision coalition, the Sun Belt Conference has a permanent seat on the NCAA's 18-member Board of Directors. As a result, the conference has a crucial voice on some of the most pressing issues in college athletics and will always have a role in the implementation of any future NCAA legislation and guidelines.

The conference continues to utilize television to grow and promote the league and its member institutions. The Sun Belt Conference signed a new multi-year agreement with ESPN, Inc. in January of 2009 that has resulted in unprecedented national coverage for the league. Additionally, ESPN televised the conference's men's basketball championship game for the 31st straight season in 2011, marking its longest affiliation with any conference in the country.

The conference's regional television partnership with

Sun Belt Conference News & Notes

Comcast/Charter Sports Southeast (CSS) and Cox Sports Television (CST) enables live telecasts of Sun Belt events to reach millions of households. The addition of volleyball, baseball and softball to the conference's television package has resulted in more national and regional television exposure for the league than at any time in its history.

The Sun Belt Conference has also partnered with multiplatform Internet provider Neulion to deliver a full-service, customized, public and premium website to provide fans with a broad range of real-time information and content about the conference's athletic teams. The Sun Belt is one of the few conferences in the nation to provide video highlights and features on its website from each of the league's respective championships. This technology serves as a great recruiting tool for schools by enabling anyone in the world with Internet access to view the conference's championship events.

Success has been easy to find in recent years as well.

Since the 2005 football season – the first season following major college football realignment – the Sun Belt Conference ranks fifth out of the 11 FBS conferences in postseason bowl game winning percentage. In fact, the Sun Belt Conference ranks ahead of noted "Big

Six" leagues – the Big 12, ACC and the Big Ten. Furthermore, the Sun Belt Conference outpaces its non-automatic qualifying BCS partners in the WAC, Conference USA and the MAC.

The world has taken notice of the Sun Belt Conference as well. Proof of that comes as the league now has two automatic tie-ins to postseason bowl games. The R+L Carriers New Orleans Bowl recently extended its agreements with the Sun Belt Conference ensuring that a Sun Belt team will play in that bowl game through 2013 (the league has sent a team to that game every year since the



SUN BELT MEMBERSHIP (1976-PRESENT)

INSTITUTION (YEARS) NO. OF YRS.

South Alabama (1976-pres.)	36
WKU (1982-pres.)	30
New Orleans (1976-80; 1991-2010)	24
Jacksonville (1976-98)	22
UALR (1991-pres.)	21
Arkansas State (1991-pres.)	21
Louisiana-Lafayette (1991-pres.)	21
Charlotte (1976-91)	15
South Florida (1976-91)	15
FIU (1998-pres.)	14
Denver (1999-pres.)	13
UAB (1979-91)	12
VCU (1979-91)	12
Middle Tennessee (2000-pres.)	12
North Texas (2000-pres.)	12
Louisiana-Monroe (2001-pres.)	11
Louisiana Tech (1991-2001)	10
ODU (1982-1991)	9
Troy (2004-pres.)	8
Florida Atlantic (2005-pres.)	7
Lamar (1991-98)	7
Texas-Pan American (1991-98)	7
Georgia State (1976-81)	5
New Mexico State (2000-05)	5
Idaho (football, 2001-04)	4
Utah State (football, 2003-04)	2
Central Florida (1991-92)	1
Vanderbilt (men's soccer, 1995)	1

Bold denotes current members



23

The Sun Belt Conference has sent at least two teams to the NCAA Baseball Tournament for 23 consecutive seasons. Additionally, the league has sent three or more teams to the NCAAAs in 8 of the last 13 seasons. UALR (above) won the 2011 Sun Belt Conference Baseball Championship, the program's first ever SBC baseball crown.



Sun Belt Conference News & Notes

The Sun Belt Conference

game's inception in 2001). The Sun Belt Conference also signed an agreement with the GoDaddy.com Bowl, played annually in Mobile, Alabama, that will ensure a Sun Belt team plays in that bowl game through 2013.

There has been no shortage of success in the league's other sports as well in recent years.

Commissioner Wright Waters

The Sun Belt Conference has sent at least two teams to the NCAA Baseball Tournament for 23 consecutive seasons. Additionally, the league has sent three or more teams to the NCAAs in 8 of the last 13 seasons.

In women's basketball, the Sun Belt Conference has sent multiple teams to the Women's NCAA Basketball Championship in three of the last five seasons. This past season UALR and Middle Tennessee both represented the league in the NCAA postseason. Additionally, 2011 Sun Belt Conference Player of the Year Chastity Reed from UALR was honored as an All-American and was selected in the WNBA Draft. The league has had five players selected in the WNBA Draft in the last five years.

The Sun Belt Conference Staff

Once a home to noted men's basketball coaches like Gene Bartow, Tim Floyd, Wimp Sanderson, Sonny Smith, Lee Rose, Cliff Ellis and Lou Henson the Sun Belt Conference now boasts noted names such as Mike Jarvis and John Brady as league head coaches. As of this year, Sun Belt men's coaches had amassed a total of 2,895 career victories (2,895-2,147, a 57.4 winning percentage). That number is good enough to rank in the top five nationally for total victories by a conference's coaches. That's more wins than the 12 coaches in the SEC can boast – they total 2,773 victories combined. And is more than either the Big 12 Conference (2,236) or Conference USA (2,257) with the same number of schools.

2011-12 SBC Tournament Bracket

One of the nation's all-time greatest softball programs resides in the Sun Belt Conference as Louisiana-Lafayette has advanced to the NCAA Women's College World Series on five occasions. Most recently, the Ragin' Cajuns played in the annual WCWS in 2008. Additionally, the Sun Belt Conference led the nation in highest total attendance and average attendance per session for its 2011 Softball Championship held in Lafayette.

2011-12 SBC Composite Schedule

A record three Sun Belt Conference women's golf teams were selected to participate in the 2011 NCAA Regional Championship as Denver, North Texas and FIU competed in the field.

Sun Belt Conference Record Book

Not to be outdone, three Sun Belt men's golf teams were selected to the NCAA Regional Championships as North Texas, Middle Tennessee and Denver represented the league. The Sun Belt Conference has sent at least two teams to the NCAA Men's Golf



2,895

As of this year, Sun Belt men's coaches had amassed a total of 2,895 career victories (2,895-2,147, a 57.4 winning percentage). USA's Ronnie Arrow (above) is the SBC's current active leader in Sun Belt wins with 102 - just nine shy of Gene Bartow for the SBC record.

Championship for 12 consecutive seasons.


SUN BELT ACADEMIC EXCELLENCE AND NOTED ALUMNI

The Sun Belt Conference comprises 12 institutions of higher learning while sponsoring 19 championship sports for men and women.

Each of the 19 sports has seen numerous team and individual accomplishments, but in the realm of academic excellence nearly every Sun Belt Conference school is currently graduating its student-athletes at a rate higher than its respective school's student body.

Over 90% of Sun Belt Conference teams earned a multiyear Academic Progress Rate of over 925 as the National Collegiate Athletic Association (NCAA) recently announced. The Academic Progress Rate is a real-time measure of eligibility and retention of student-athletes competing on every Division I sports team. The Division I Board of Directors set cut scores of 925 and 900 (out of 1,000) as a threshold for teams to meet or face possible immediate and historical sanctions. In total, 92.4% of Sun Belt Conference teams earned a multiyear APR score over 925. Seven institutions had 100% of their programs score above the 925 mark. Those institutions are: UALR, Denver, Louisiana-Lafayette, Middle Tennessee, North Texas, Troy and Western Kentucky. Arkansas State, Florida Atlantic and FIU all had 94% of their programs

Sun Belt Conference News & Notes



500,000,000

North Texas' new football stadium is one of several new facilities in the Sun Belt Conference which will be opening this fall. In fact, since 2000, nearly a half a billion dollars has been spent at Sun Belt Conference institutions in capital improvements for its athletics facilities.

score above the 925 mark.

The NCAA also announced that ten Sun Belt Programs were honored with the association's Public Recognition Awards. Seven of the 12 Sun Belt Conference member institutions were recognized by the award which is based on their most recent multi-year Academic Progress Rates. These awards are given each year to teams scoring in the top 10 percent in each sport with their APRs. Middle Tennessee had three total teams listed, while North Texas had two teams recognized. UALR, Louisiana-Monroe, Denver, FIU and Western Kentucky each had one team recognized.

Over the last several years success in the classroom has rapidly increased around the SBC. During 2010-11, the Sun Belt recognized over 1,600 student-athletes for their academic excellence in the classroom.

Each year the Sun Belt Conference hosts an Academic Summit designed for member institutions to discuss academic support programs for student-athletes and plans for academic reform within the league. The Academic Summit is an annual meeting scheduled to coincide with the Sun Belt Conference Basketball Championships. Since its inception in 2008, the Academic Summit has been a well received gathering for league Presidents, Athletic Directors, Faculty Athletic Representatives, Academic Support Personnel, as well as additional Sun Belt administrators and other national leaders campaigning for academic progress.

This past year's Academic Summit concentrated on a detailed analysis and evaluation of each member institution's academic support services, including its facilities and resources used to provide academic support to all student-athletes. There was also a NCAA staff liaison in attendance from the Committee on Academic Performance

that presented on many of the national hot topics and specifically the academic reform concepts for two-year college transfers. Also discussed were the institutional policies in place at each campus regarding missed class-time and the assessment of academic risk of both the program and of the individual student-athlete.

Prominent Sun Belt alumni include former United States Secretary of State Condoleezza Rice (Denver), NFL Hall of Fame football player "Mean" Joe Greene (North Texas) former All-Star baseball player Luis Gonzalez (South Alabama), former All-Star baseball player Mike Lowell (2007 MLB World Series MVP, FIU), former member of the United States Senate and House of Representatives John Breaux (Louisiana-Lafayette), country music superstar Tim McGraw (Louisiana-Monroe), and actor Andy Garcia (FIU).

The conference's first 35 years have also produced numerous individual national champions along with Olympic track medalists including Earl Bell, Tom Hill and Al Joyner (Arkansas State), Hollis Conway (Louisiana-Lafayette), and Tayna Lawrence (FIU). Old Dominion's Anne Donovan, who received the Naismith Trophy recognizing the nation's top women's basketball player in 1983, helped the United States win the Olympic gold medal in 1984 and helped the Lady Monarchs capture the national championship in 1985.

The Sun Belt Conference

Commissioner Wright Waters

The Sun Belt Conference Staff


2011-12 SBC Tournament Bracket

2011-12 SBC Composite Schedule

Sun Belt Conference Record Book

Sun Belt Conference News & Notes

Football



The Sun Belt Conference celebrated its 10th anniversary of sponsoring football in 2010 and the celebration was extra sweet for the league.

For the first time ever in the conference's brief history the league sent three teams to postseason bowl games as league co-champions Troy and FIU earned bowl bids along with Middle Tennessee. But placing three teams in the postseason wasn't the only reason to celebrate. The Sun Belt Conference also set a first for the league as two teams were victorious in their bowl games.

Troy re-wrote the R+L Carriers New Orleans Bowl record book as it rolled to a 48-21 victory over Ohio. The Trojans set or tied no fewer than eight team records in the win.

Notably, the Sun Belt Conference has now won four of the last five R+L Carriers New Orleans Bowls and improved to an all-time 5-5 in the annual bowl game.

FIU trailed 24-7 in the third quarter of the Little Caesars Pizza Bowl before Sun Belt Player of the Year T.Y. Hilton returned a kickoff 89 yards for a touchdown. FIU went on to score 24 straight points, taking a 28-24 lead on Hilton's 10-yard touchdown catch and adding a field goal with 3:18 remaining.

Terrance Owens, who had thrown three interceptions in the second half, patiently led Toledo back on a 62-yard drive that ended when he kept the ball himself for a 14-yard touchdown run. When the Rockets decided to go for two, Owens found Eric Page on a slant pattern to put them ahead.

But after taking a 32-31 lead, the Rockets tried a squib kick to keep the ball away from

Hilton. FIU ended up taking over near midfield.

Although a sack knocked FIU back, the Panthers had one trick play left. The initial ruling was that Hilton had gotten the first down, and the officials didn't overturn it after a replay review, putting the ball at the Toledo 42. Moments later, Jack Griffin's 34-yard field goal as time ran out gave the Golden Panthers a delirious 34-32 victory in the Little Caesars Pizza Bowl.

In its first season as a Sun Belt primary bowl partner, the GoDaddy.com Bowl selected Middle Tennessee to play in the annual bowl game played in Mobile, Alabama. The Blue Raiders would however come up short in their tussle with Mid-American Conference Champions Miami-Ohio.


With its 2-1 record in the 2010 football postseason, the Sun Belt Conference has now won the majority of its bowl games over the last several seasons. In fact, since the 2005 football season – the first season following major college football realignment – the Sun Belt Conference ranks fifth out of the 11 FBS conferences in postseason bowl game winning percentage. In fact, the Sun Belt Conference ranks ahead of noted "Big Six" leagues – the Big 12, ACC and the Big Ten. Furthermore, the Sun Belt Conference outpaces its non-automatic qualifying BCS partners in the WAC, Conference USA and the MAC.

The Sun Belt Conference, which is one of 11 leagues that make up the Bowl Championship Series, saw notable offseason highlights as well.

Three new head coaches join the league for the 2011 season as Dan McCarney

(North Texas), Hugh Freeze (Arkansas State) and Mark Hudspeth (Louisiana-Lafayette) were hired in the offseason.

Additionally, North Texas and Florida Atlantic will open new stadiums in 2011. The Mean Green and Owls add to a long list of facility construction, enhancement or additions around the league. From new stadiums, additional suites, locker rooms, training rooms, weight rooms, new synthetic surfaces, practice facilities and football complexes – every Sun Belt member institution has made facility improvements in the last several years.



Sun Belt Conference News & Notes



Volleyball

The Sun Belt Conference

Commissioner Wright Waters

The Sun Belt Conference Staff

Sun Belt Conference Volleyball has quickly grown into one of the league's best sports in the last few years. The 2010 season marked the fourth consecutive year that the Sun Belt Conference sent multiple teams to the NCAA Volleyball Championship.

The Middle Tennessee volleyball team earned a trip to the NCAA Tournament for the fifth consecutive season after posting back-to-back Sun Belt Conference Tournament Championships. The Blue Raiders claimed the 2010 SBC Tournament crown – their fourth in the last five years – after also earning the league's regular season title. The Blue Raiders concluded their season with a 29-6 mark for the year, having won 26 of their final 28 matches to close out the 2010 season.

Middle Tennessee was led by standout Izabela Kozon, the Sun Belt Conference Volleyball Player of the Year and SBC Tournament Most Outstanding Player. Kozon had one of the best individual seasons in Sun Belt history. She's just the third player since 2000 to earn the highest individual honors in both the regular season and conference tournament.

Over the course of the year, Kozon also racked up five Sun Belt Player of the Week awards, tying a conference record. The senior led the league with 4.00 kills per set and chipped in 2.19 digs per set, which ranked second for Middle Tennessee.

Kozon will join the professional ranks in the fall of 2011, marking the second consecutive year that a Sun Belt Conference Volleyball Player of the Year went on to play professionally. The Poland native signed with Volley Köniz of the Swiss first division and will have a chance to

play for the CEV Cup, an official competition comprised of the top volleyball teams in Europe.

Western Kentucky earned its fifth NCAA Tournament bid in program history and tallied at least 25 wins for the ninth straight season. The Lady Toppers went 27-9 and 14-2 in Sun Belt Conference play with their only SBC losses to league champion Middle Tennessee.

Western Kentucky was also recognized by the NCAA for their academic superiority after posting a multiyear Academic Progress Rate (APR) in the top 10 percent of all NCAA Division I teams in their respective sport. It marks the sixth consecutive year the WKU women's volleyball program has been recognized for the top 10 percent distinction.

Three Sun Belt Conference Players were named to the 2010 American Volleyball Coaches Association (AVCA) All-America Team, marking the eighth consecutive season that at least one Sun Belt Conference player earned AVCA All-America honors. Middle Tennessee's Izabela Kozon and Stacy Oladinni, and Western Kentucky's Melanie Stutsman were all named 2010 AVCA All-Americans.

All three players also earned AVCA All-Region honors, with Stutsman being named the South Region's Fresh-

man of the Year. Western Kentucky's Tiffany Elmore was also named an honorable mention on the squad. Since 2000, the Sun Belt has produced at least one player on the AVCA All-Region team, and multiple players from the league have earned the accolades every year since 2002.



2011-12 SBC Tournament Bracket

2011-12 SBC Composite Schedule

Sun Belt Conference Record Book

Sun Belt Conference News & Notes

Men's Basketball



For the second consecutive year, the Sun Belt Conference Men's Basketball Championship game produced another exciting fight to the finish. With just 1.5 seconds left, UALR's Soloman Bozeman hit a 3-pointer to secure a 64-63 win for the Trojans, giving the school its first Sun Belt Tournament title and first trip to the NCAA Tournament since 1990.

Bozeman capped his collegiate career with an award-winning season. The 2011 Sun Belt Conference Player of the Year was named All-America Honorable Mention by the Associated Press and earned Most Outstanding Player honors at the 2011 SBC Championship.

In sweeping the Sun Belt's Player of the Year and Most Outstanding Player awards, Bozeman became the league's first men's basketball player to take both honors in the same season since WKU's Chris Marcus in 2001. He became just the third Trojan in school history to receive Sun Belt Player of the Year honors, joining former UALR standouts Derek Fisher (1995-96) and Muntrelle Dobbins (1996-97). In addition, Bozeman was named First Team All-Conference, All-District VII by the USBWA and First Team All-District 24 by the NABC.

Florida Atlantic enjoyed its winningest season at the Division I level in 2010-11 by recording a program-high 21 wins and the school's longest win streak (eight) at the Division I level. The Owls won the Sun Belt's regular season title and East Division crown with 13 conference wins, the most in school history, and accepted a bid to the NIT. Senior Brett

Royster was named the league's defensive player of the year, finishing his college career with 301 blocks - the all-time SBC leader in the category.

By leading his team to historic success, coach Mike Jarvis was named the Sun Belt's Joe Gottfried Coach of the Year, the District 24 Coach of the Year by the National Association of Basketball Coaches, and was one of 16 national finalists for the Ben Jobe Award, which goes to the best minority coach in Division I.


The Owls are expected to return at least eight players from the 2010-11 squad and will have three players (Shavar Richardson, Greg Gantt and Raymond Taylor) within reach of 1,000 career points next season.

Arkansas State and Louisiana-Lafayette shared the league's West Division title last season. The Red Wolves capped the regular season by going undefeated on their home court for the first time since the 1990-91 season as the Red Wolves improved to 13-0 at home. They finished regular season action at 17-14 and posted their second-consecutive winning SBC record at 11-5.


The Cajuns had one of the greatest turn-arounds in recent memory last season. After starting the season 3-14, ULL rattled off 11 straight wins and earned a share of the Sun Belt's West Division Title. The 11-game win streak is tied for second-longest in school history and the first 11 wins in a row in 38 years. The streak was also the second-longest in the nation. ULL also saw a 42 percent increase in attendance in 2010-11, ranking eighth in all of Division I basketball when

compared to 2009-10 attendance figures.

Denver sophomore guard Chase Hallam was a leader on and off the court, as he was voted to the Capital One Academic All-District 7 First Team. A business major, Hallam has a 3.85 cumulative grade point average, earning a spot on the Sun Belt Conference Commissioner's List last year. Hallam also has been named a DU Hornbeck Scholar for earning a perfect 4.0 GPA the last two quarters.



Sun Belt Conference News & Notes



Women's Basketball

The Sun Belt Conference

Commissioner Wright Waters

The Sun Belt Conference Staff

2011-12 SBC Tournament Bracket

2011-12 SBC Composite Schedule

Sun Belt Conference Record Book

For the third time in five years, and the second consecutive year, the Sun Belt Conference sent multiple teams to the Women's NCAA Championship as Middle Tennessee and UALR earned postseason landing spots.

The UALR women's basketball team ended the 2010-11 season in the first round of the NCAA Tournament with a 59-55 loss to Green Bay. It was UALR's second consecutive appearance in the NCAA Women's Basketball Championship. The Trojans fell to 1-2 all time in NCAA Championship play.

The Blue Raiders made their 14th NCAA Tournament appearance in school history against Georgia after receiving an at-large bid to the tournament. The selection marked the eighth consecutive season that MT has played in a postseason tournament. The Blue Raiders extended their current streak to compete in the NCAA Tournament for the fifth time in head coach Rick Insell's six seasons.

Denver made its first postseason appearance since it received its lone NCAA tournament berth in 2001. The Pioneers came up short in its WNIT appearance against BYU however, losing 60-75.

Schools have posted 64 NCAA Tournament wins as members of the Sun Belt Conference, including a National Championship (Old Dominion, 1985) and seven Final Four appearances (Old Dominion and WKU, 1985; WKU, 1986; WKU, 1992; Louisiana Tech, 1994; Louisiana Tech, 1998; Louisiana Tech, 1999). The Sun Belt Conference has sent at least two teams to the NCAA Women's Basketball Tournament in 17 of 29 years.

Old Dominion won the first-ever Sun Belt Conference women's basketball tournament in 1983, defeating WKU 78-67. ODU then defeated St. John's, Maryland, and Penn State to reach the NCAA Final Four. Future Olympian Anne Donovan of Old Dominion became the first women's recipient of the Naismith Trophy, recognizing the nation's finest player.

The Sun Belt became the first conference

to place two teams in the women's basketball NCAA Final Four as Old Dominion and Western Kentucky earned their way to Austin, Texas in 1985. WKU reached the Final Four by defeating Middle Tennessee, Texas, and Mississippi, while Old Dominion defeated Syracuse, North Carolina State and Ohio State. WKU lost its semifinal match up to Georgia (91-78), but ODU defeated Northeast Louisiana (now Louisiana-Monroe) in the semi-finals and Georgia (70-65) for the national championship.

Schools have totaled 30 wins in the WNIT as members of the Sun Belt Conference, and WKU reached the WNIT semi-finals in 2006 and 2007.

The Sun Belt has also produced a WNIT champion-

ship (Arkansas State, 1993), runner-up (Arkansas State, 1994), third place finish (Arkansas State, 1992) and fourth place finish (South Alabama, 1988).

2011 Sun Belt Conference Player of the Year Chastity Reed from UALR was honored as an All-American and was selected in the WNBA Draft. The league has had five players selected in the WNBA Draft in the last five years.



Sun Belt Conference News & Notes

Soccer



After a decade of Sun Belt Conference soccer, the sport continues to show growth as evidenced by just the fourth team in the league's history to win the conference tournament.

Middle Tennessee, playing in their first SBC title match, defeated reigning league champion Denver 3-2 on penalty kicks in the Sun Belt Conference Championship. The title match marked the second consecutive game that Middle Tennessee won in the tournament on penalty kicks. The Blue Raiders became the first team since 2005 not named Denver to win the Sun Belt Conference Tournament.

Middle Tennessee's historic soccer season came to a close in the first round of the NCAA Tournament after dropping a 3-0 decision to No. 15 Florida State. The Blue Raiders ended the 2010 campaign 13-9-2, having lost just twice in their final 14 matches, on the way to claiming the first Sun Belt Tournament title and NCAA Tournament berth in school history.

The Blue Raiders had a remarkable turnaround to its season after starting the year 3-7. The Blue Raiders have put together a consecutive game streak of 15 matches, during which they have held opponents to a goal or less per game. MT won 10 of its last 13 games, with only one loss during the stretch as part of its rise to second in the regular-season Sun Belt standings.

Perennial Sun Belt soccer power Denver capped the season 19-2-1, one of the best overall records in DU history, and a perfect 11-0-0 regular

season Sun Belt Conference record. The Pioneers earned their fifth Sun Belt Conference regular season title, finished the regular season ranked No. 24 in the country, never lost a game at home, and outscored their opponents 47-15. Denver boasted seven all-Sun Belt Conference selections, including the Player of the Year in Kaitlin Bast, co-Freshman of the Year Nicholette DiGiacomo, and Coach of the Year Jeff Hooker.

Sun Belt soccer teams continued the trend of academic success in 2010 with five players named to the CoSIDA/ESPN The Magazine Academic All-District teams. Gabriela DeVries (Florida Atlantic), Vanessa Mueggler (Middle Tennessee), Mandy Hall (North Texas), and Megan Flannery and Kari Storslett (Denver) all earned the honors.

Additionally, eight teams were recognized for their off-field accomplishments by the National Soccer Coaches Association of America as recipients for the 2010 NSCAA Team Academic Award. UALR, Denver, Louisiana-Lafayette, Louisiana-Monroe, Middle Tennessee, South Alabama, Troy and WKU were all honored by the NSCAA for earning a

3.0 grade point average or higher during the 2009-10 academic year. Denver posted the highest team grade point average with a 3.61 cumulative.



Sun Belt Conference News & Notes

Men's and Women's Swimming & Diving



Since the Sun Belt Conference began sponsoring women's swimming and diving in 2001 and men's swimming and diving in 2004, the sport's success continues to grow.

In total, 20 men's and women's records were broken during 2010-11 season, along with two records that were tied. Eight men's season and SBC meet records and 12 women's were broken.

Denver's men's and women's swimming and diving teams swept the 2011 Sun Belt Conference Swimming and Diving Championships. DU won its first-ever women's team title with 924.5 total points while the men claimed their second overall team title and first since 2009 with 1009 total points. Last season's champion WKU finished second in both the men's and women's team races with 943.5 points and 795 points, respectively.

The Pioneers were led by Sun Belt Conference men's swimmer of the year Clayton Myers, who broke his own two-year-old season and SBC meet record in the 400 individual medley with a time of 3:48.36. Myers was also on the 400 freestyle relay team that set a new season and conference meet record by clocking in at 2:57.22 in the event. Also leading the Pioneers was men's SBC Diver of the Year Seth McNew, who placed first in the 1-meter dive with a score of 302.85.

Two other Pioneer men set season and meet records at the league championship; Garth Summers took home first place honors in the 200 individual medley (1:46.98) and Kyle Milberg not only set a new

SBC championship record in the 200 backstroke, he bested his own Sun Belt season record from 2010 in the event by clocking in at 1:44.69.

On the women's side, Grace Kittle and Alex Suppan led Denver by setting new records in their respective events. Suppan reset the conference championship record in the 200 individual medley with a time of 2:01.55 to narrowly best the previous record holder in the event, Florida Atlantic's Eszter Bucz, by six-hundredths of a second. Kittle recorded a 2:10.58 finish in the 200 breaststroke, besting the previous record by more than two seconds. She also claimed first in the 100 breaststroke (1:01.58) and 400 medley relay (3:39.54).

Kittle ended her collegiate career in 2011 by becoming the first women's swimmer in Denver's history to receive All-American honors as she finished eighth in the finals of the 200 breaststroke at the NCAA Championships. Kittle set a new DU and Sun Belt Conference record in the preliminaries of the 200 Breaststroke as she finished seventh with a time of 2:09.49, besting her own record she set in the conference championship less than a month earlier. The senior made her second appearance for the Pioneers at the NCAA Championships. Her first came during her freshman campaign where she qualified and finished 17th, one spot out of finishing with All-American honors.

Making a mark in just her first collegiate season, FIU's Sabrina Beaupre was named the Sun Belt women's diver of the year after claiming first place in both the 1-meter and 3-meter dives. Not only did the freshman top the podium in both events, she also set new champion-

ship records in each. Beaupre broke a four-year old SBC meet record in the women's 3-meter dive (304.80) then claimed her second diving title in the women's 1-meter dive (279.90). Beaupre also set new season records in both events that bested her SBC meet scores; she recorded a score of 295.72 in the 1-meter dive and a score of 306.75 in the 3-meter dive at two different meets in October 2010.

As one of the more decorated swimmers in the Sun Belt Conference, Western Kentucky's Claire Donahue capped her collegiate career with another successful season. Donahue was named the league's women's swimmer of the year for the second time in two years after earning five first-place finishes at the conference championship. For a second consecutive year, she set the SBC record in the 100 butterfly by clocking in at 51.68 for an NCAA A-cut time. Donahue then matched that time at the NCAA Championships to finish second in the nation in the event. The second-place finish improved on her fourth-place finish in the same event at the 2010 NCAA championships and is the highest individual finish for a swimmer in WKU program history. Donahue then qualified third for the "B" final in the 200-yard butterfly event with a school-record time of 1:56.50. She finished in 1:57.35 in the finals to claim a 14th place finish after finishing 17th in 2010.



51.68

Claire Donahue's (above) time in the 100 butterfly was set at the 2011 NCAA Championship where she finished second overall. The second-place finish improved on her fourth-place finish in the same event at the 2010 NCAA Championship and is the highest individual finish for a swimmer in WKU program history.

The Sun Belt Conference

Commissioner Wright Waters

The Sun Belt Conference Staff

2011-12 SBC Tournament Bracket

2011-12 SBC Composite Schedule

Sun Belt Conference Record Book

Sun Belt Conference News & Notes

Men's and Women's Track & Field



Once again, the Western Kentucky University cross country and track and field program dominated the Sun Belt Conference during the 2010-11 season.

The WKU women's cross country and track & field program won its fifth consecutive Sun Belt Conference Cross Country/Track Triple Crown. The Lady Toppers have now won seven of the last eight SBC cross country titles, six consecutive indoor titles and four consecutive outdoor titles to maintain their place as one of the most dominate programs in league history.

WKU's men's program has enjoyed similar success, having won four consecutive Sun Belt Conference Outdoor Track & Field Championships and six total since 2003. Two Hilltoppers placed first and second at the 2010 SBC Cross Country Championships and WKU was the runner-up at the 2011 SBC Indoor Championship.

The Hilltoppers had the top two finishers in both the men's and women's SBC cross country championship: Shadrack Kipchirchir and Deus Rwaheru finished first and second, respectively, in the men's race, and Marion Kandie and Vasily Chemweno finished first and second, respectively, in the women's race.

UALR's men's team became the sixth different school since 2003 to earn the conference's cross country title after placing three runners in the top 10.

Eight Sun Belt cross country runners earned All-Region Honors with top 25 finishes at the NCAA Regional meets, and WKU's Kipchirchir, Kandie and Louisiana-Monroe's Daniel Mutai qualified for the NCAA Championships. Kandie and Kipchirchir's

qualification in the NCAA Championships marks the second-straight year that WKU had representation from both the men's and women's squads.

Kipchirchir earned All-American honors at the NCAA Championships and was the top freshman finisher in the men's championship. He is the first WKU cross country athlete to earn all-America recognition in his rookie campaign and becomes the 24th athlete in WKU history to earn all-America cross country honors, while his award is the 74th in the track and field program's storied history.

Kandie's appearance in the women's national race marked the fourth-straight year in which the Lady Toppers were represented at the NCAA Cross Country Championships.

Mutai completed his history-making season at the NCAA Championships as the first Warhawk male to ever compete in the national meet. Mutai crossed the line in the 10k race with a time of 31:30.5 in extremely windy conditions to finish 138th out of 250 runners in the meet.

UALR and North Texas' men's cross country teams were recognized by the NCAA's Public Recognition Awards for their academic efforts.

WKU's women earned their sixth consecutive indoor title by claiming the 2011 SBC crown. Middle Tennessee's men's team won their first indoor championship since 2009, and their sixth conference title overall.

Middle Tennessee's Justus David and Louisiana-Lafayette's Jasmine Anderson were named the men's and women's most outstanding track performers and were also the top scorers in the meet. North Texas's Jordan Wehr and WKU's Monteka Flowers were named the most outstanding field performers.

Two Sun Belt standouts competed at the 2011 NCAA Indoor Track & Field Championships. Western Kentucky's Sharika Smith earned second-team All-America status by the USTFCCA in the long jump after finishing 16th and honorable mention in the triple jump after finishing 17th. Middle Tennessee's Noah Akwu was crowned an NCAA All-American in the 200-meter dash for his performance at the 2011 NCAA Indoor Championships. The sophomore placed sixth in a final round time of 20.86 to garner the honor.

To cap the 2010-11 campaign, the Hilltoppers swept the SBC Outdoor Track & Field Championships, marking the fourth consecutive sweep of the outdoor championships by WKU. The women's program has now won six consecutive outdoor titles and the men have four consecutive conference crowns. The Lady Toppers have also won 17 consecutive Sun Belt Cross Country, Indoor and Outdoor Track & Field crowns.

ULM's Daniel Mutai and Middle Tennessee's Noah Akwu earned the co-men's most outstanding track performer award. North Texas' Alysha Adams earned the women's most outstanding track performer honor and was also the meet's top scorer. South Alabama claimed both the men's and women's most outstanding field performers as Joey Torres earned the men's honor and Lindsay Schwartz earned the women's.

A total of 84 men's and women's student-athletes competed in the NCAA Regionals in 2011, with four men and four women advancing to the NCAA Championship meet at Drake University in Des Moines, Iowa. Six student-athletes would go on to be named All-Americans at the NCAA Outdoor Championship.

Sun Belt Conference News & Notes



Softball

The Sun Belt Conference

Commissioner Wright Waters

In just the first decade of Sun Belt Conference softball, the league continues to grow every year. Several Sun Belt Conference softball teams have made an impact in the league, with several wins during the regular season over Top 25 opponents including NCAA Tournament participants Texas, Michigan, and Georgia Tech and NCAA Women's College World Series participants Alabama, Missouri and Baylor.

Louisiana-Lafayette continues to remain the dominant softball program in the Sun Belt Conference and 2011 was no different. The Cajuns captured their 10th Sun Belt Conference regular season title and their 11th SBC Tournament Championship. ULL advanced to their 13th consecutive and 21st overall NCAA Regional where the Cajuns eliminated regional host and No. 3 national seed Texas in the Austin Regional.

As a junior, ULL's Christi Orgeron had a stellar 2011 campaign. She wrote her name in the record books as she posted 101 RBI, the third highest single-season total in NCAA history, to set the ULL and SBC records. Orgeron was named the Sun Belt Conference Player of the Year, Sun Belt Tournament Most Outstanding Player and was a top 10 finalist for USA Softball Collegiate Player of the Year. She led the league in batting average (.414), hits (87), RBI (101), doubles (20), triples (5, tied), home runs (23), total bases (186), slugging percentage (.886), and at bats (210).

Gabriele Bridges also wrote her name in the NCAA record books as she hit a new single-season record four grand slams in 2011. Her 66 career home runs place as the 14th most in NCAA history. She was also named a national player of the week this season by the National Fastpitch Coaches Association after going 7-for-10 with seven home runs over four games during the first week of

the season.

Bridges and Orgeron were each named to the Louisville Slugger/NFCA All-American third team, marking the first time since 2003 that two Cajuns were named to the All-American team in the same season. Louisiana-Lafayette has now had multiple All-Americans on 10 different occasions. Bridges and Orgeron became the 21st and 22nd different Cajuns to earn All-American honors as ULL has now grabbed 39 All-American awards in the 31-year history of the program.

Orgeron and teammate Sun Belt Pitcher of the Year Ashley Brignac received invitations to the 2011 USA Softball Women's National Team Selection Camp at the U.S. Olympic Training Center in Chula Vista, Calif., to try out for one of 17 spots on the 2011 USA Softball Women's National Team. Orgeron would go on to qualify for the team.

A total of nine Sun Belt Conference Softball Players were named to the Louisville Slugger/National Fastpitch Coaches Association Division I All-Region teams. ULL's Bridges and Orgeron were named to the central region's first team and Brignac was on the second team. Six players earned all-region honors in the South region. Ashley McClain (FIU) and Brianna Love (Louisiana-Monroe) were named to the first team and Rose Gressley (Florida Atlantic), Hannah Campbell (South Alabama) and Troy's Nikki Hollett and Taylor Smart were named to the second team.

Besides the Cajuns, other Sun Belt Conference softball teams have remained in the hunt for a Sun Belt title and a trip to the NCAA Tournament. Florida Atlantic ended the season with a 34-25, the 16th time in 17 seasons that the Owls have finished with a winning record. FAU has never had a losing season. The Owls made

the championship game of the Sun Belt Tournament for the second time in three seasons and third time in five seasons since joining the league in 2007.

FIU ended the 2011 campaign with an overall record of 31-27, marking the Panthers' third-straight 30-win season coming off their NCAA Tournament appearance in 2010.

In their short softball history, South Alabama finished the 2011 season with a program-high 15 Sun Belt Conference wins and a 37-18 overall record. During the season, USA tallied a program-high 15 game win streak.

Troy pitcher Ashlyn Williams finished her career as one of the best in the Sun Belt and 17th all-time in the NCAA Division I record books for career strikeouts.

Off the field, Sun Belt Conference softball players continue to excel academically.

ULL's Brignac was named softball's Capital One Academic All-American of the Year. A Kinesiology and Exercise Science major with a 4.00 GPA, Brignac posted a 32-7 record in 2011 with a 1.50 ERA. In 2011, she tossed three no-hitters to bring her career total to seven. WKU's Matt Rice earned baseball's Capital One Academic All-American of the Year. Since 2002-03 only one other conference has earned both the baseball and softball Academic All-Americans of the Year - the ACC had both during the 2008 season.

Four Sun Belt Softball Players were named to the Capital One Academic All-District Teams: Brignac, North Texas' Mallory Cantler, WKU's Ciara Garcia and Troy's Sarah Shields all received the academic honors.

The Sun Belt Conference Staff

2011-12 SBC Tournament Bracket

2011-12 SBC Composite Schedule

Sun Belt Conference Record Book

Sun Belt Conference News & Notes

Baseball

The Sun Belt Conference

Commissioner Wright Waters



The Sun Belt Conference Staff

2011-12 SBC Tournament Bracket

2011-12 SBC Composite Schedule

Sun Belt Conference Record Book

The 2011 Sun Belt Conference baseball season marked another year of parity in the league. UALR became the first No. 8 seed to not only advance to the SBC Championship game, but the first to win the tournament title after going through the championship undefeated. Garrett Graziano was named the tournament's most outstanding player for leading the Trojans to their first SBC Championship in school history. UALR became the seventh different team since 2005 to win the league tournament crown.

For the eighth time in the last 13 years the Sun Belt Conference sent three baseball teams to the NCAA Tournament. UALR earned the conference's automatic bid to the tournament after winning the SBC tournament title, while Troy and FIU earned at-large selections. The multiple selections in 2011 marked the 23rd-consecutive year the SBC has received two or more bids to the NCAA.

WKU's Kes Carter became the highest draft pick in the Hilltoppers' 92-year history when he was selected by the Tampa Bay Rays with the 56th overall pick in the supplemental first round of the Major League Baseball first-year player draft.

Troy finished the regular season 40-16 and 21-9 in Sun Belt play, marking the second Sun Belt title for Troy (2006). Several Trojans earned individual honors on the season. Adam Bryant was named the Sun Belt's co-player of the year — along with FIU's Pablo Bermudez — and Tyler Ray was named the league's pitcher of the year.

A trio of Troy Trojans were named to the Louisville Slugger NCAA Division I All-American baseball teams — third baseman Tyler Hannah (1st team), RHP Tyler Ray (2nd team) and shortstop Adam

Bryant (3rd team). 2011 marks the first time the Trojans have had three players named All-Americans since moving to Division I in 1994. Bryant was a third team selection in 2010.

Troy's Tyler Ray was the only player from the Sun Belt Conference selected to the list of semifinalists for the 2011 Dick Howser Trophy, given to the top player in collegiate baseball.

Three Sun Belt Conference Baseball Players were named to the 60-man Midseason Golden Spikes Award Watch list by USA Baseball. Troy's Adam Bryant and Tyler Ray along with Western Kentucky's Matt Rice were all named to the list. Bryant was also on the original 50-man watch list.

FIU's Kyle Fitzpatrick was named one of "Louisville Slugger's" National Players of the Week by Collegiate Baseball News after throwing a no-hitter against Northeastern. Fitzpatrick threw the fifth no-hitter in school history during a 4-0, 9-inning complete game shutout over Northeastern. During one stretch, Fitzpatrick retired 16 consecutive batters. It was the first no-hitter at FIU since 1983.

ULM junior first baseman Corben Green was named the Pro-Line National Hitter of the Week by the National Collegiate Baseball Writers Association. Green was the first ULM player since Dexter Fontenot (2008) to earn National Hitter of the Week Honors.

Western Kentucky University baseball catcher Matt Rice was named a candidate for the prestigious Lowe's Senior CLASS Award, which is given each year to senior student-athletes who have notable achievements in four areas of excellence — classroom, character, community and competition. Rice was one of 30 candidates to be chosen from the nationwide nomination

period.

Rice was also named one of 13 semifinalists for the 2011 Coleman Company-Johnny Bench Award, presented annually to college baseball's best catcher.

Florida Atlantic senior standout Andy Mee and WKU redshirt-junior Rye Davis were named to the preseason watch list for the 2011 Stopper of the Year Award, an honor given annually to the nation's best relief pitcher by the National Collegiate Baseball Writers Association (NCBWA).

Five Sun Belt Conference baseball student-athletes were named to the Capital One Academic All-District teams. Matt Rice of WKU and Alex Fuselier of Louisiana-Lafayette were each selected to the First Team in District IV and VI, respectively. Rice's teammate, Jared Andreoli, was selected to the District IV Second Team, as was Middle Tennessee's Will Skinner. UALR's Jason Houston was named to the Second Team in District VI.

Western Kentucky's Rice was named baseball's Capital One Academic All-American of the Year. Louisiana-Lafayette's Ashley Brignac was named softball's Capital One Academic All-American of the Year, marking just the second time since 2002-03 a conference earned both the baseball and softball Academic All-Americans of the Year — the ACC had both during the 2008 season.

South Alabama's Steve Kittrell coached his final game — the 1,696th of his career — as the Jaguar's head coach in the 2011 Sun Belt Conference Baseball Championship. South Alabama finished with 30 wins in Kittrell's final season, marking the 25th time a Kittrell-coached team at USA has won at least 30 games and the 10th in the last 11 years.

Sun Belt Conference News & Notes



Men's and Women's Tennis

The Sun Belt Conference

Commissioner Wright Waters

The Sun Belt Conference Staff

2011-12 SBC Tournament Bracket

2011-12 SBC Composite Schedule

Sun Belt Conference Record Book

Sun Belt Conference men's and women's tennis teams continued their winning ways during the 2011 campaign.

The FIU women's tennis team earned its fifth Sun Belt Conference tournament title in the last seven years and fifth overall, and the first since 2009. Senior Liset Brito was named the tournament's Most Outstanding Player after she finished the championship without dropping a single set, winning out on both the singles and doubles courts in all three of FIU's matches. The Panthers finished the season ranked No. 70 in the nation.

Middle Tennessee's men's team won the third Sun Belt Conference Championship in program history and the first since 2009. Matt Langley was named the tournament's Most Outstanding Player after winning all of his singles matches at the No. 3 position.

In addition to FIU and Middle Tennessee advancing to the NCAA Championships, the Sun Belt Conference also sent multiple players to the NCAA's individual championships. FIU's Brito made her second appearance in the NCAA Championship, finishing the 2011 season with a 15-4 singles record in dual matches and an overall record of 20-9. A four-time all-conference selection in both singles and doubles, Brito finished her Panther career ranked tied for No. 3 on the FIU tennis program's all-time wins list with 62 in dual matches. Overall, she has registered 79 victories, including a 5-5 record in tournament play in 2011.

On the men's side, Denver sophomore standout Enej Bonin and South Alabama doubles

tandem Lucas Viel and Romain Bocaert also earned invites to the NCAA Championship. Bonin, who finished the season ranked No. 69 by the ITA, was named an all-conference selection for the second consecutive year. He was just the second Pioneer to earn an invite to the NCAA individual championships. Viel and Bocaert were one of just 32 doubles teams in the nation to earn an invite to the NCAA's.

Louisiana-Monroe's women's tennis team enjoyed historic success in 2011. The Warhawks had the nation's second longest win streak (17) and a national ranking as high as 46 after defeating then-ranked No. 73 Mississippi State. ULM accounted for four of the seven players on the all-conference singles team and two of the five all-conference doubles teams to mark the first time in Sun Belt history that a team placed four student-athletes on the singles team.

Once again, ULM's Claire Clark had a fantastic season to cap her collegiate career. Clark helped lead ULM to the nation's second longest win streak (17) and a national ranking of 46 after a victory over Mississippi State earlier in the season. Clark lost just four sets all spring and finished the year with records of 18-1 in singles and 19-1 in doubles; Clark finished her singles career 63-4 in dual matches. Off the court, Clark was one of just 12 students to graduate with a perfect 4.0 grade-point-average at ULM's Spring Commencement Ceremony. For the third consecutive year, she was named to the Capital One Academic All-District Team and the CoSIDA/ESPN the Magazine Academic All-America women's at-large team. Clark

was also awarded the Sun Belt Conference Female Postgraduate Scholarship Award to use towards her future education.

Sun Belt Conference tennis teams continued their success in the classroom with four programs receiving the NCAA's Public Recognition Awards for academic achievement. Middle Tennessee's men's team and the women's programs at FIU, ULM and North Texas all received the recognition.



9

CLAIRE CLARK (above) is just the ninth Louisiana-Monroe student-athlete to earn CoSIDA First Team Academic All-America honors and the first since Drew Prisner earned the honor in 1994. The Academic All-America honor was Clark's third consecutive honor. She was a second team honoree last season and third team honoree in 2009.

Sun Belt Conference News & Notes

Men's and Women's Golf



The University of Denver has not only dominated Sun Belt Conference women's golf, but the team has established itself as one of the elite programs in the nation. The 2011 campaign was no different as the Pioneers claimed their eighth consecutive Sun Belt Conference women's golf title and made their 10th-straight NCAA Regional appearance.

Despite Denver's dominance, other Sun Belt Conference women's golf programs have begun to establish themselves in the league and on a national stage. A record three Sun Belt Conference women's golf teams were selected to participate in the 2011 NCAA Regional Championships: Denver, FIU and North Texas.

North Texas was selected to play in the NCAA Women's Golf Regional's for the first time in school history. The Mean Green finished fourth during the SBC tournament and had a record breaking year with a school record four tournament wins during the season. The Mean Green had a school record four players earn all-conference honors this year and Jeff Mitchell was named the Sun Belt Conference Coach of the Year.

FIU received one of 14 at-large bids to the NCAA East Regional, marking the Panther's first appearance in an NCAA Regional since Paula Hurtado was selected as an individual during the 2007-08 season. FIU finished fifth during the SBC tournament and has finished in the top-five of every tournament they have participated in this year.

Additionally, Middle Tennessee matched its program best with a second consecutive runner-up

finish after carding a five-over round of 293 to end with a 16-over 880 during the three-round tournament. The three-round tournament total of 880 is a new school best, breaking the previous record by 15 strokes.

Individual medalist honors went to Arkansas State's Anna Carling who carded a two-under 70 in the final round to finish in a tie with Middle Tennessee's Karisa Akin. Carling would go on to win the one-hole playoff to claim the individual title. She finished the three-round tournament with a 215 (71-74-70). Akin and Carling were the only golfers in the field to finish under-par for the event.

Denver's men's golf team turned a last-place finish in 2010 to a Sun Belt Conference Championship in 2011. Inclement weather forced the cancellation of the third and final round at the 2011 Club Glove Sun Belt Conference Men's Golf Championship. With the shortened championship, Denver was named the 2011 men's champions. The 2011 title was the first SBC men's golf title for the Pioneers since the 2008 season.

North Texas and ULM finished tied for second as both shot 577 (+1), however, North Texas was declared the runner-up based on finishes by their fifth golfer. The Mean Green was led by Carlos Ortiz who fired a tournament low 68 to finish at seven-under 137 and claim the men's individual champion title.

ULM's Nick Wilson led the way for the Warhawks as he finished one stroke behind Ortiz for the individual medalist honors. The finish for the Warhawks was also the highest finish for the team after finishing ninth at last year's SBC Championship.

Three Sun Belt Conference men's golf teams and four SBC men's golf individuals were selected to participate in the 2011 NCAA Men's Golf Regionals. Denver, Middle Tennessee and North Texas, along with Louisiana-Lafayette's duo of Philipp Fendt and Andrew Noto, Louisiana-Monroe's Gustaf Kocken and South Alabama's Jack Hiluta represented the league in the NAAs in 2011.

North Texas, which finished tied for second at the SBC championships, earned its first bid to the NCAA Tournament since 2003 and the 29th overall appearance for the Mean Green. The at-large selection is the first for North Texas in the modern era and only the second in school history.

The NCAA Regional bid marks the fourth consecutive year the Blue Raiders have advanced to the postseason. It is the fifth NCAA berth in program history and the third as an at-large. The Blue Raiders also made NCAA Regional appearances in 2000, 2008, 2009, and 2010. In 2008, Middle Tennessee advanced all the way to the NCAA Championships where it finished 15th nationally.

Middle Tennessee senior golfer Jason Millard earned Division I PING All-Region honors from the Golf Coaches Association of America after advancing to his fourth NCAA Championship, the most of any individual in school history.

Off the course, Middle Tennessee and Denver's men's golf programs received recognition from the NCAA for their academic efforts by receiving the NCAA's Public Recognition Awards.

Sun Belt Conference News & Notes

Sun Belt Television

"It is always a great opportunity for all of us in the Sun Belt Conference to play in front of the national audience that ESPN provides," said Troy head football coach Larry Blakeney. "To be on that grand stage is something that is very exciting for our players and fans. As a coach we look at playing on these national broadcasts as a great recruiting tool. I am personally very excited about having the opportunity to showcase our league."

ESPN continues to air the Sun Belt Conference Men's Basketball Championship game and additional appearances for the league's men's basketball programs are available throughout the season.

Sun Belt Conference women's basketball, long one of the conference's most successful sports, has also benefited greatly from the partnership with ESPN. Sun Belt Conference women's basketball teams will have a minimum of one game annually as ESPN will televise either the league's women's basketball championship game or up to two regular season games.

"Having a chance to be on ESPN is always a big plus for any league and team and we feel our exposure on ESPN enhances the Sun Belt's reputation around the nation," said Middle Tennessee head women's basketball coach Rick Insell.

"We are thrilled to remain the exclusive national television home for the Sun Belt Conference," said Burke Magnus, ESPN senior vice president, college sports programming. "ESPN's long relationship with the conference will continue to grow with additional coverage across our multiple platforms, including ESPNU."

Adding to the strength of the Sun Belt

Conference's television coverage is a regional partnership with Comcast Sports Southeast and Cox Sports Television. The partnership – known as the Sun Belt Network – has resulted in a game of the week for football, men's basketball, women's basketball and baseball.

The Sun Belt Network football game of the week will be available in 13 states across the southeast and is often available on ESPN3.com and ESPN GamePlan outside of the CSS and CST markets.

The Sun Belt Conference

Commissioner Wright Waters

The Sun Belt Conference Staff

2011-12 SBC Tournament Bracket

2011-12 SBC Composite Schedule

Sun Belt Conference Record Book



Over the last five years the Sun Belt Conference has seen its television appearances double. In fact, the Sun Belt set a new record for single season telecasts during the 2010-11 season with a total of 72 broadcasts.

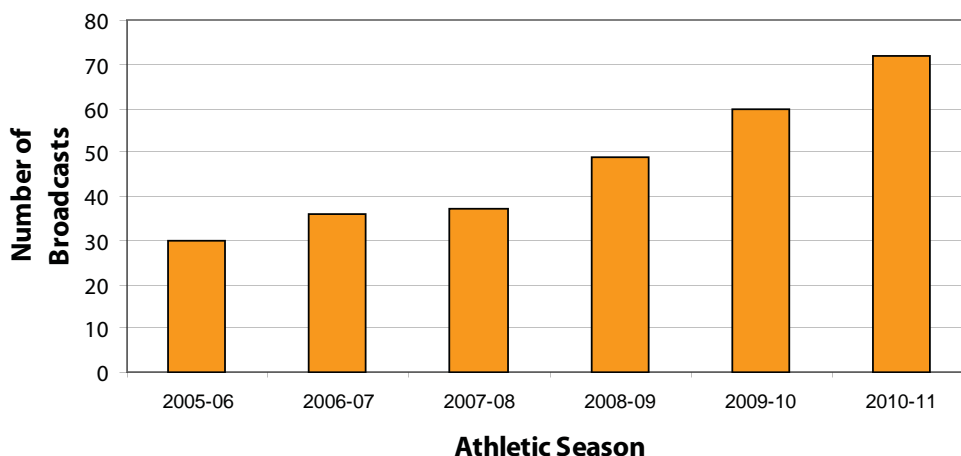
The Sun Belt Conference's incredible rise in television appearances is due in large part to the league's strong relationship with ESPN. The Sun Belt Conference became known as a leader in college sports broadcasting in 1979 by being the first conference to sign a long-term contract with the ESPN cable network. Since that time the Sun Belt Conference has had every men's basketball championship game broadcasted live on ESPN – making it the longest partnership between ESPN and any collegiate athletic conference.

While men's basketball was the catalyst for the Sun Belt Conference and ESPN's partnership during the early years of both the network and the league, the last decade has seen a number of new opportunities arrive for the Sun Belt Conference to showcase itself on the ESPN family of networks.

The Sun Belt Conference and ESPN have agreed to a continuing partnership which has expanded the conference's national television exposure to unprecedented highs.

The Sun Belt Conference's two primary bowl partners are also affiliated with ESPN as both the R+L Carriers New Orleans Bowl and the GoDaddy.com Bowl are annually televised.

Total Partner Broadcasts



Commissioner Wright Waters, M.Ed.

Wright Waters has 37 years of experience in collegiate athletics and was named the Sun Belt Conference's fourth commissioner on December 15, 1998. His tenure ranks second in longevity among the four men who have steered the conference during its 35-year history.

Waters has a simple formula to success when it comes to overseeing a Football Bowl Subdivision conference:

- 1) Put people in the stands.
- 2) Win non-conference games.
- 3) Do things with class.

Under Waters, the league has:

- Become a Bowl Championship Series conference, one of only 11 in the country.
- Achieved success both on the field and in the classroom.
- Expanded to sponsor 19 sports.
- Shifted geographically to become a more regional conference and build stronger rivalries while still competing at the highest level.
- Gained a permanent seat on the NCAA Board of Directors, giving the league a crucial voice on all of the important issues in Division I athletics.
- Achieved its most expansive television agreements in league history.
- Partnered with NeuLion Inc. to deliver a full-service and premium web site.
- Reorganized the conference office structure.

The league has improved tremendously under Waters on and off the field. As a result of Waters' leadership, the Sun Belt Conference began sponsoring football in 2001. Waters also helped found the New Orleans Bowl, where the Sun Belt's annual champion plays a Conference USA opponent each year. North Texas defeated Cincinnati in the 2002 New Orleans Bowl to give the league its first post-season win, and the conference has sent multiple teams to postseason bowls five times in just ten years. Under Waters' guidance the Sun Belt Conference also signed a four year agreement with the GoDaddy.com Bowl that guarantees a spot for a Sun Belt Conference school in the Mobile, Alabama based bowl game through the 2013 season.

Since his arrival, a Sun Belt team has also reached both the baseball and softball College World Series, and men's basketball had two teams reach the NCAA Tournament in 2008, with one team advancing to the "Sweet 16."

The conference has also had significant academic achievements. Nearly every Sun Belt Conference school is graduating its student-athletes at a higher rate than the school's student body. For four consecutive years the Sun Belt Conference has posted a new record each year for its annual Academic Honor Roll (given to student-athletes with a 3.0 - 3.49 GPA) and Commissioner's List (given to student-athletes with a 3.5 - 4.0 GPA). A total of 1,710 student-athletes in the Sun Belt Conference earned at least a 3.0 GPA for the 2009-10 school year. Remarkably, nearly 800 student-athletes had a GPA above 3.5 for the school year.

Under Waters' guidance the Sun Belt Conference has also begun hosting an annual Academic Summit. The Summit is designed for member institutions

to discuss academic support programs for student-athletes and plans for academic reform within the league. Since its inception in 2008, the Academic Summit has been a well received gathering for league Presidents, Athletic Directors, Faculty Athletic Representatives, Academic Support Personnel, as well as additional Sun Belt administrators and other national leaders campaigning for academic progress.

Waters has previously served on the NCAA Football Issues Committee, the NCAA Executive Committee, the NACDA Executive Committee, the Collegiate Commissioner's Association Executive Committee, the NCAA Transition Management Council, the NCAA Division I Championship Committee, and the NACDA Sears Cup Committee.

During Waters' tenure, the Sun Belt Conference has become stronger and more regional by adding Troy University, Middle Tennessee State University, the University of Louisiana-Monroe, the University of North Texas and Florida Atlantic University. The conference has also increased its sponsored sports in addition to football by adding three women's sports (softball, soccer, swimming and diving) and men's swimming and diving.

Under Waters' direction the Sun Belt Conference has seen an ever-expanding television package. The Sun Belt Conference and ESPN maintain an agreement that has expanded the conference's national television exposure to unprecedented highs and was negotiated exclusively with ESPN, Inc. Additionally, the league and its regional television partners Cox Sports Television (CST) and Comcast/Charter Sports Southeast (CSS) formed a comprehensive deal that brings 45 Sun Belt Conference events to the airwaves each season. The agreement between the three parties has resulted in the broadcasting of football, men's basketball, women's basketball, baseball, volleyball, and softball contests throughout the year.

The conference has helped host major events including the 2002 NCAA Women's Volleyball Championships and the 2003 NCAA Final Four. The conference has also improved its annual championships by upgrading and enhancing playing facilities, social events and awards. Waters also oversaw the combining of the men's and women's basketball championships for the first time in league history. In 2009 the league also began hosting a neutral site basketball tournament in Hot Springs, Arkansas which has drawn fan interest to new highs.

Waters, who is in his 20th year as a conference commissioner, returned to collegiate administration after serving as general manager of Crimson Tide Sports Marketing in Tuscaloosa, Ala. He worked for 10 years at the Southern Conference, serving as the league's commissioner for the final seven years. During that time, the league experienced unprecedented growth and development during his tenure. The Southern Conference also grew in terms of institutions and sports. He organized the expansion of the league twice during his tenure, expanding from eight to 12 institutions. In addition, the league grew from sponsoring 16 sports to 19. Prior to his commissioner's stint, he served as the Southern Conference's assistant commissioner for three years beginning in 1988. In that position, he was responsible for the development of a compliance and eligibility program for the league's institutions and served as the conference's liaison with the NCAA Departments of Legislative Services and Enforcement. He also served as the league's Director of



Championships.

He joined the Southern Conference after a four-year stint at Tulane University, where he served as Associate Athletic Director and later as the Interim Athletic Director. Waters has an extensive professional background in collegiate athletics dating back to 1976 when he served four years as an Administrative Assistant and Academic Director at Southern Mississippi. He was an Assistant Athletic Director at Florida from April 1979 to July 1983 and an Associate Athletic Director at Louisiana-Lafayette from July 1983 to December 1984. He began his career in athletics as the Head Trainer and Student Assistant Football Coach at Livingston from 1972-74.

Waters graduated from Sidney Lanier High School in Montgomery, Ala., in 1967. He attended Alabama and received a bachelor's degree in physical education from Livingston University in 1974 and a master's degree in secondary education from Livingston in 1975. Waters was born June 22, 1949, in Montgomery, Ala., and is married to the former Sara Anderson of York, Ala. They have one daughter, Ashley.

The Waters File

Administrative Experience

1998-pres.	Commissioner, Sun Belt Conference
1998	General Manager, Crimson Tide Sports Marketing
1991-98	Commissioner, Southern Conference
1989-91	Asst. Commissioner, Southern Conference
1984-89	Associate AD, Tulane
1983-84	Assoc. AD, UL Lafayette
1979-83	Asst. AD, Univ. of Florida
1976-79	Administrative Asst./Academic Director, Southern Mississippi

Committee Membership

2007-09	CCA Division I-A Vice President
2001-04	NCAA Football Issues Committee
1999-2003	Greater New Orleans Sports Foundation Board of Directors
2000-03	New Orleans Bowl Executive Committee, Pres.
1996-98	NCAA Football Executive Committee
1996-97	NCAA Transition Management Council
1995-98	NCAA Executive Committee
1995-98	NCAA Division I Championship Committee
1994-98	NACDA Executive Committee
1994-98	NACDA Sears Cup Committee
1993-95	CCA Executive Committee
1993-95	CCA Executive Committee, VP



The Sun Belt Conference Staff

Dr. Kathy Keene, Ph. D.
Sr. Associate Commissioner/Sports Admin./COO

Dr. Kathy Keene was promoted to the role of Senior Associate Commissioner for the Sun Belt Conference in August 2011.

Dr. Keene has previously served as an Associate Commissioner for the league. She has spent the last year as Associate Commissioner for Sports Administration and served as the

league's Associate Commissioner for Compliance from 2006 through 2010.

"Kathy's promotion to Senior Associate Commissioner is a testament to the hard work she has put in for the Sun Belt Conference," said Sun Belt Commissioner Wright Waters. "She is one of the brightest minds in intercollegiate athletics and she is a valuable leader."

Keene has responsibility for the management of nineteen championships, preparation of conference schedules, activities of the Official Coordinators and all other activities associated with the administration of sports on campus.

Prior to joining the conference office, Dr. Keene spent nine years at the New Orleans athletics department. Her tenure at UNO included a five year stint as the department's senior woman's administrator. Dr. Keene joined the department as an academic tutor in 1997 and progressed to the Director of Student-Athlete Support Services.

Keene graduated from the University of Mississippi in 1996 and received a master's degree in counseling education in 1998 and her Ph. D. in counseling in 2000 from the University of New Orleans.

She was a four-year letterwinner on the Ole Miss track and field team, competing in the heptathlon and earning SEC all-academic honors for three straight seasons (1994-96).

Kathy and her husband Chris have a nine-year old daughter, Madelyn, an eight-year old son, Mayson, a four-year old son Christopher and a one-year daughter Katie.

Herbert Carter, III, CPA
Chief Financial Officer

Herbert L. Carter, III enters his sixth year with the Sun Belt Conference after being named Associate Commissioner/Chief Financial Officer of the Sun Belt Conference in August 2006.

"Bert is very experienced and knowledgeable and we are fortunate to have him on our

staff," said Sun Belt Commissioner Wright Waters.

At the Sun Belt Conference Carter oversees all of the league's finances and is responsible for monitoring revenues and expenses.

Carter also serves as the league's liaison to the R&L Carriers New Orleans Bowl and GMAC Bowl. He has also been routinely involved in matters related to the Sun Belt

Conference Executive Committee and the league's CEOs.

Carter received his undergraduate degree and MBA from the University of New Orleans. The New Orleans native is a CPA and has an extensive background in accounting and tax.

He previously worked with the firm of Wegmann Dazet and Company as an Accounting and Tax Manager and has been active with several local non-profits.

Carter, his wife Jennifer, their two sons, Patrick and Evan, and daughter Meredith, live in Metairie.

John McElwain
Associate Commissioner/Communications

John McElwain is entering his fourth year as the Sun Belt Conference's Associate Commissioner for Communications and his seventh total year with the league.

After serving as the Sun Belt Conference's Director of Media Relations for two years, McElwain

was elevated to the role of Associate Commissioner for Communications in June 2008. Prior to his position as Director of Media Relations McElwain served as the conference's Media Relations Assistant.

"John has a great understanding of our conference and the necessary steps that go along with promoting the league," said Sun Belt Conference Commissioner Wright Waters.

McElwain has served as the day-to-day publicity contact for football, soccer, women's basketball, tennis, golf, track and field, swimming and diving, baseball, softball, and volleyball in his six seasons with the conference. He primarily serves as the media contact for football and women's basketball currently.

Additionally, McElwain manages all publicity efforts for the league's championships and events as well as significant national topics.

McElwain has served on the media relations staffs at the 2008, 2009, 2010 and 2011 Allstate Sugar Bowls and the 2008, 2009 and 2010 Women's Final Fours.

During his time with the league McElwain has helped overhaul the Sun Belt Conference's website, www.sunbeltsports.org, to allow for an updated layout and design for the site and has also been responsible for the publication of numerous conference media guides and championship programs. He also oversaw the Sun Belt Conference's Virtual Media Days for Football and Men's and Women's Basketball during 2009 as the Sun Belt became the first conference to utilize 21st century video conferences to hold its annual Media Day events.

McElwain is an active member of CoSIDA, ConSIDA, the USBWA and the FWAA.

McElwain is a 2004 graduate of Indiana University, receiving his degree in Kinesiology with an emphasis on sports broadcasting and communications. Prior to joining the Sun Belt, McElwain was an intern in the IU athletic

media relations office and also spent a summer working in the University of New Orleans media relations office.

McElwain, a New Orleans native, currently resides in Algiers with his wife Meaghan.

Dominick Giambrone, Jr., J.D.
Assistant Commissioner/Championships

Dominick Giambrone, Jr., J.D. assumed the role of Assistant Commissioner for Championships in September 2011 after serving the previous year as the Assistant Commissioner for Compliance and Educational Services.

In his position, he will be responsible for overseeing the championship administration at the league's 19 championship events. In addition to his championship administration duties, Giambrone will also serve as the lead contact for the Sun Belt Fellows – a program started in 2007 for member institutions young, aspiring administrators to network with national leaders of athletic administration.

Giambrone will also plan and manage the conference championships and develop championship policies and directives.

While serving as the Assistant Commissioner for Compliance and Educational Services, Giambrone oversaw for the league's compliance program and was responsible for all NCAA and Sun Belt Conference rules education and interpretation.

He was also the liaison to the FARs, and Compliance Directors on campus. During his time in compliance at the league office Giambrone helped streamline the league's compliance efforts both in the league office and on campus by offering an Academic Summit and Compliance Workshop once a year for institution members.

The New Orleans, La. native returned to the Sun Belt Conference office in October 2009 as the Director of Compliance and Championships.

Giambrone served as the Assistant Athletic Director for Compliance while at the University of New Orleans where he was prior to his arrival at the Sun Belt.

He graduated from Louisiana State University in 2005 with a Business Administration degree and also received his Juris Doctorate and a Sports Law Certificate from Tulane Law School in 2008.

A graduate of Fontainebleau (La.) High School, Giambrone resides in Lakeview.

The Sun Belt Conference

Commissioner Wright Waters

The Sun Belt Conference Staff

2011-12 SBC Tournament Bracket

2011-12 SBC Composite Schedule

Sun Belt Conference Record Book

The Sun Belt Conference Staff

Travis Llewellyn Assistant Commissioner/Electronic Media



Travis Llewellyn was named Director of Multimedia/New Media for the Sun Belt Conference in December 2006 and was elevated to the role of Assistant Commissioner/Electronic Media in June of 2008.

Llewellyn leads the Sun Belt's regional television packages

for the sports of football, men's basketball, women's basketball, volleyball, softball and baseball with networks like CSS (Comcast/Charter Sports Southeast), CST (Cox Sports Television). Llewellyn is also the conferences liaison with national network partner ESPN.

During his time with the Sun Belt Llewellyn oversaw the launch of SBC Extra, the exclusive home of live and on-demand video streaming on www.sunbeltsports.org. With his assistance the Sun Belt's on-line video became award winning productions in the sports of soccer, volleyball, softball and baseball.

"Travis is an exciting and important part of our staff," Waters said. "He has extensive experience writing, editing and producing segments for television along with producing content and video for websites. These experiences enable us to continue the transition of enhancing our radio, television and web streaming components."

He previously worked from the fall of 2002 through December of 2005 with Ole Miss Sports Productions in Oxford, Mississippi.

Llewellyn has also worked in the media relations department of United States Senator Mike DeWine's office in Washington, D.C., also worked as an intern at WCBI-TV in Columbus, Mississippi and at Comcast SportsNet Washington, D.C.

He holds a Bachelor of Arts Degree in Journalism with an emphasis in broadcast and a Minor in Political Science from the University of Mississippi.

Keith Nunez, M. Ed. Assistant Commissioner/Media Relations



Keith Nunez was promoted to Assistant Commissioner for Media Relations on July 1, 2011 after serving as the league's Director of Media Relations since November 2009.

Nunez has served as the day-to-day contact for cross country, soccer, volleyball, men's basketball, golf, track and field, softball and baseball. Presently, Nunez serves as the contact for soccer, men's basketball, golf, track and field, and baseball.

During his time with the league Nunez has been

instrumental in the publication of numerous conference media guides and championship programs.

Nunez was named Director of Media Relations for the Sun Belt Conference in November 2009, coming into the SBC after previously serving as the Communications Manager at the U.S. Track & Field and Cross Country Coaches Association (USTFCCCA) from June 2007 until his hiring at the Sun Belt.

While at the USTFCCCA, Nunez was responsible for the day-to-day media operations of the organization that represents over 5,000 NCAA track & field and cross country coaches, and the management of the Association website - www.ustfccca.org. During his tenure with the USTFCCCA the Association's brand grew considerably as the organization saw an increase of 210% in website views becoming one of the top online destinations for collegiate track & field and cross country.

In addition to the day-to-day operations at the USTFCCCA, Nunez also designed both the USTFCCCA.org website and TheBowerman.org website.

Nunez began his career at the Sun Belt Conference working as the Media/Public Relations Assistant from July 2006 to June 2007. He was the primary contact for 13 of the conference's 19 intercollegiate sports. He was instrumental in producing media guides, sport releases, awards banquet programs, updating the website - www.sunbeltsports.org - and maintaining historical archives for each sport.

Nunez holds a Masters of Sports Administration degree from the University of New Orleans, and a Bachelor of Arts Degree from Louisiana State University where he was an All-Southeastern Conference member of the nationally recognized track & field program.

He is an active member of CoSIDA, the NCBWA, the USBWA, the FWAA and the PRSA.

Nunez, a New Orleans native, resides in Metairie with his fiancée Marci.

Christiana Johns, M.A. Media Relations Assistant



Christiana Johns serves as an assistant to the communications department where she is the primary contact for several of the conference's 19 intercollegiate sports. Her role includes producing media guides, sport releases, awards banquet programs, updating the website and maintaining historical archives for

each sport.

Prior to arriving at the Sun Belt, Johns worked in the media relations department for the United States Olympic Committee during the 2010 Winter Olympics in Vancouver, British Columbia, Canada. She was head of a student staff in charge of producing daily publications, sending out breaking news alerts, attending press conferences, interviewing athletes and writing feature stories.

She holds a Bachelor of Arts degree in Mass Communication from Louisiana State University and a Masters of Arts degree in Journalism from DePaul University.

Chauntrell Shelby Chief Administrative Officer



Chauntrell Shelby will begin her 11th year as the Sun Belt Chief Administrative Officer this fall.

The life-long New Orleans resident is the assistant to Sun Belt Commissioner Wright Waters and handles all meeting planning for the league. She also is involved in office human resources and helps

coordinate hospitality efforts at the men's and women's basketball championships.

"She's the cement that keeps the office together," says Sun Belt Commissioner Wright Waters. "She's always incredibly upbeat, and she is the best meeting planner I have ever met."

Shelby currently resides in suburban Gretna.



SUN BELT CONFERENCE 2012 MEN'S BASKETBALL CHAMPIONSHIP

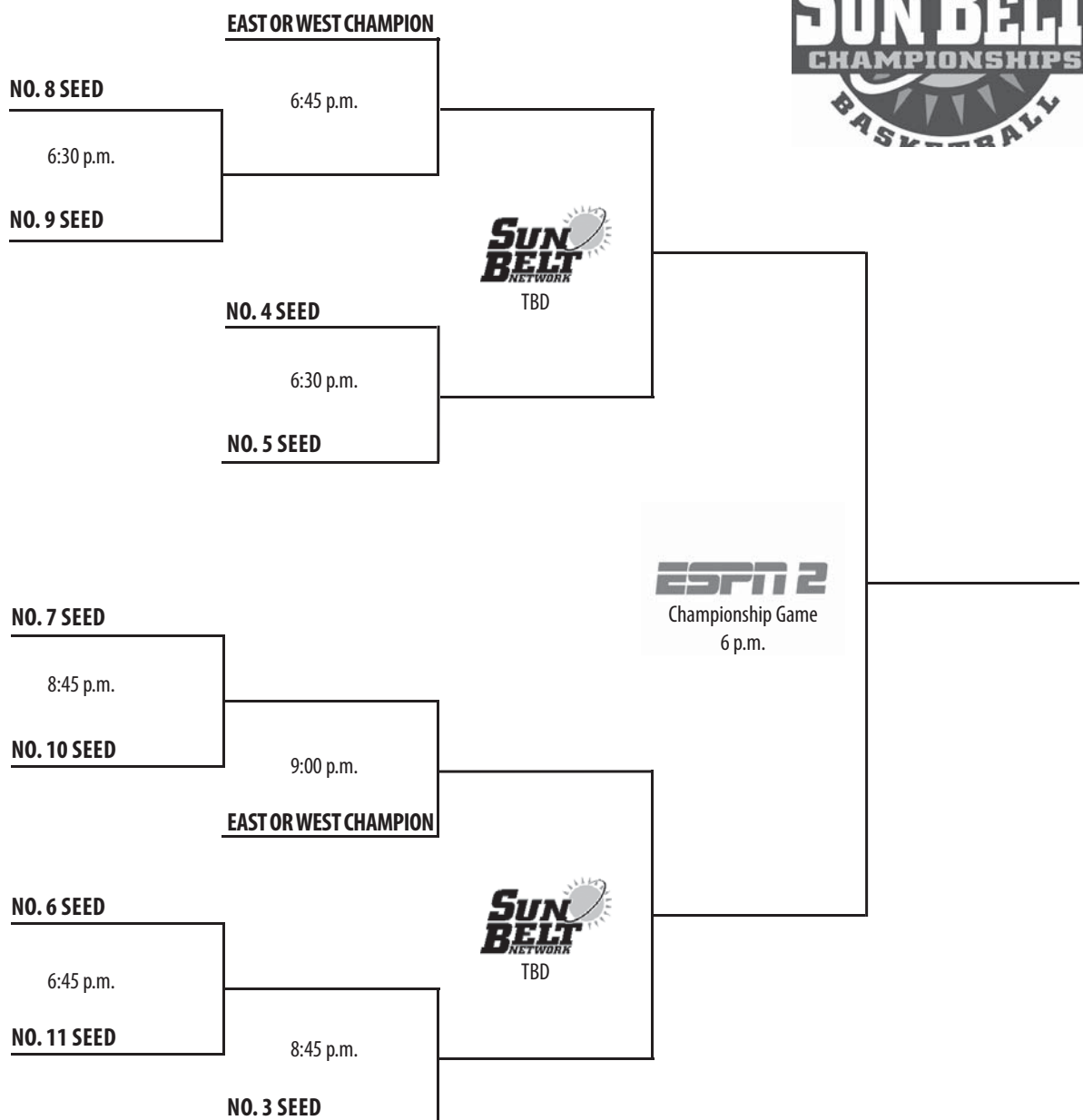
March 3-6, 2011 > Hot Springs, Arkansas

**SATURDAY,
MARCH 3**

**SUNDAY,
MARCH 4**

**MONDAY,
MARCH 5**

**TUESDAY,
MARCH 6**



The Sun Belt Conference

Commissioner Wright Waters

The Sun Belt Conference Staff

2011-12 SBC Tournament Bracket

2011-12 SBC Composite Schedule

Sun Belt Conference Record Book



2011-12 Sun Belt Conference Composite Schedule

The Sun Belt Conference	NOVEMBER 11 (FRIDAY)		NOVEMBER 23 (WEDNESDAY)		DECEMBER 10 (SATURDAY)	
	Arkansas State at Lamar	7:00 PM	VCU at Western Kentucky	7:00 PM	Troy at Mississippi State	1:00 PM
Commissioner Wright Waters	Austin Peay at Middle Tennessee	7:00 PM	South Alabama at LSU	7:00 PM	(8) FIU vs. Texas Wesleyan	2:00 PM
	Saint Joseph's at Western Kentucky	7:00 PM	St. Mary's at Denver	TBA	Missouri State at UALR	4:30 PM
	St. Gregory's at North Texas	7:00 PM			UT Martin at Middle Tennessee	5:00 PM
	UALR at Tulsa	7:00 PM	NOVEMBER 26 (SATURDAY)		Western Kentucky at IUPUI	6:00 PM
	Troy at Texas Tech	8:00 PM	Denver at California	4:00 PM	Warner University at Florida Atlantic	6:00 PM
	(1) Louisiana-Lafayette vs. Northern Arizona	10:30 PM	Florida Atlantic at USF	6:00 PM	Sam Houston State at North Texas	7:00 PM
	Portland St. at Denver	TBA	Louisiana-Lafayette at Duquesne	6:00 PM	ULM at Texas A&M	7:00 PM
	ULM at Ole Miss	TBA	Middle Tennessee at Austin Peay	7:00 PM	Central Arkansas at Arkansas State	7:05 PM
			Southeastern Louisiana at Western Kentucky	7:00 PM		
	NOVEMBER 12 (SATURDAY)		Wisconsin-Milwaukee at UALR	7:00 PM	DECEMBER 11 (SUNDAY)	
	(1) Louisiana-Lafayette vs. North Dakota State	10:30 PM	Troy at Southern Utah	8:00 PM	Alcorn State at South Alabama	3:05 PM
	Florida Atlantic at Portland	TBA	Coastal Carolina at FIU	TBA	(8) FIU vs. Stephen F. Austin	4:15 PM
	South Alabama at Mississippi State	TBA	Harding University at ULM	TBA		
	NOVEMBER 13 (SUNDAY)		NOVEMBER 27 (SUNDAY)		DECEMBER 12 (MONDAY)	
	Northwestern State at UALR	2:00 PM	North Texas at Mississippi State	1:30 PM	Nicholls State at ULM	7:00 PM
	LaGrange at Troy	4:00 PM			Dillard at Louisiana-Lafayette	7:05 PM
	(1) Louisiana-Lafayette at San Francisco	5:30 PM	NOVEMBER 28 (MONDAY)		Oral Roberts at UALR	TBA
	(2) Florida Atlantic vs. Washington	TBA	ULM at Nicholls State	7:00 PM	DECEMBER 13 (TUESDAY)	
	Middle Tennessee at Loyola Marymount	TBA	Louisiana-Lafayette at Kent State	TBA	Belmont at Middle Tennessee	7:00 PM
					Florida Atlantic at Mississippi State	TBA
	NOVEMBER 14 (MONDAY)		NOVEMBER 29 (TUESDAY)		DECEMBER 14 (WEDNESDAY)	
	Denver at Texas A&M Corpus Christi	5:00 PM	East Tennessee St. at Troy	7:00 PM	FIU at Maryland	7:00 PM
	Indiana State at ULM	7:00 PM	UALR at Northwestern State	7:00 PM	Louisiana-Lafayette at Ole Miss	7:00 PM
	Tennessee State at Western Kentucky	7:00 PM	Southeast Missouri State at Arkansas State	7:05 PM	Seattle University at Arkansas State	7:05 PM
	(3) FIU vs. George Mason	8:30 PM	North Texas at Texas	TBA	Denver at Northern Colorado	8:00 PM
	(2) Florida Atlantic vs. Georgia State	TBA	NOVEMBER 30 (WEDNESDAY)		DECEMBER 15 (THURSDAY)	
	NOVEMBER 15 (TUESDAY)		Florida Atlantic at Kansas	7:00 PM	Troy at Belmont	7:00 PM
	IUPUI at UALR	7:00 PM	UAB at South Alabama	7:05 PM	South Alabama at Texas A&M Corpus Christi	7:00 PM
	Missouri State at Arkansas State	7:05 PM	Denver at Utah State	8:00 PM	Northwestern State at ULM	7:30 PM
	FIU vs. Virginia Tech or Monmouth	TBA	DECEMBER 1 (THURSDAY)		DECEMBER 17 (SATURDAY)	
	(4) Middle Tennessee at UCLA	TBA	Arkansas State at St. Bonaventure	6:00 PM	Florida Atlantic at Miami (Florida) 12:00 PM	
	NOVEMBER 16 (WEDNESDAY)		Murray State at Western Kentucky	7:00 PM	Boise State at Denver	5:00 PM
	Florida Atlantic at American University	6:30 PM	McNeese State at Louisiana-Lafayette	7:05 PM	Louisiana-Lafayette at Robert Morris	6:00 PM
	Mobile at South Alabama	7:05 PM	FIU at Georgia State	TBA	Arkansas State at Murray State	7:00 PM
	North Texas at Texas Tech	TBA	Middle Tennessee at Tennessee State	TBA	Furman at Western Kentucky	7:00 PM
	ULM at Tennessee	TBA	DECEMBER 2 (FRIDAY)		UALR at Louisiana Tech	7:00 PM
	NOVEMBER 17 (THURSDAY)		(7) North Texas vs. La Sierra University	4:00 PM	FIU at Dayton	TBA
	(5) Western Kentucky vs. Tulsa	11:30 AM	DECEMBER 3 (SATURDAY)		DECEMBER 18 (SUNDAY)	
	Southern Miss at Denver	6:00 PM	Louisiana Tech at ULM	4:00 PM	Jackson St. at North Texas	7:00 PM
	UT Martin at Arkansas State	7:05 PM	Texas Southern at Denver	5:00 PM	DECEMBER 19 (MONDAY)	
	NOVEMBER 18 (FRIDAY)		Miami (Ohio) at Troy	7:00 PM	Southern Utah at Troy	7:00 PM
	UALR at Eastern Michigan	6:00 PM	(7) North Texas vs. Columbia	7:00 PM	Georgia Southern at South Alabama	7:05 PM
	Houston Baptist at Louisiana-Lafayette	7:30 PM	Alabama A&M at South Alabama	7:05 PM	Lyon College at Arkansas State	7:05 PM
	NOVEMBER 19 (SATURDAY)		Alabama St. at FIU	TBA	ULM at UNLV	9:00 PM
	Troy at East Tennessee St.	4:00 PM	Louisiana-Lafayette at Lamar	TBA	Wyoming at Denver	TBA
	(4) UNC Greensboro at Middle Tennessee	5:00 PM	DECEMBER 4 (SUNDAY)		DECEMBER 20 (TUESDAY)	
	ULM at Southeastern Louisiana	6:00 PM	Bowling Green at Western Kentucky	2:00 PM	UALR at Illinois St.	6:00 PM
	George Mason at Florida Atlantic	6:00 PM	Southern Methodist at UALR	2:00 PM	Grambling at North Texas	7:00 PM
	Cal State Fullerton at Louisiana-Lafayette	7:30 PM	Akron at Middle Tennessee	3:00 PM	DECEMBER 21 (WEDNESDAY)	
	NOVEMBER 20 (SUNDAY)		(7) North Texas at Loyola Marymount	3:30 PM	Middle Tennessee at Ole Miss	7:00 PM
	Arkansas State at Ohio	1:00 PM	DECEMBER 5 (MONDAY)		Central Florida at Louisiana-Lafayette	7:05 PM
	South Alabama at Florida St.	2:00 PM	Arkansas State at Austin Peay	7:05 PM	ULM at Indiana State	7:05 PM
	(6) Nicholls State at Louisiana-Lafayette	3:30 PM	DECEMBER 6 (TUESDAY)		DECEMBER 22 (THURSDAY)	
	UALR at Michigan State	5:00 PM	Philander Smith at UALR	5:15 PM	% South Alabama vs. San Diego	4:00 PM
	NOVEMBER 21 (MONDAY)		DECEMBER 7 (WEDNESDAY)		Florida Atlantic at Harvard	6:00 PM
	ULM at Mississippi State	7:00 PM	Southern Miss at South Alabama	7:05 PM	Arkansas State at Saint Louis	7:00 PM
	NOVEMBER 22 (TUESDAY)		Western Kentucky at Southern Illinois	7:05 PM	LSU at North Texas	7:00 PM
	Arkansas State at Louisville	6:00 PM	Iona at Denver	8:00 PM	UTSA at Troy	7:00 PM
	Cumberland University at Middle Tennessee	7:00 PM	Middle Tennessee at UAB	TBA	Citadel at Denver	8:00 PM
	Florida Atlantic at Hofstra	TBA			Bowling Green at FIU	TBA
	North Texas at UT Arlington	TBA			DECEMBER 23 (FRIDAY)	
	Troy at UAB	TBA			Western Kentucky at Louisville	6:00 PM



2011-12 Sun Belt Conference Composite Schedule

DECEMBER 27 (TUESDAY)

New Orleans at North Texas 7:00 PM

DECEMBER 28 (WEDNESDAY)Siena at Florida Atlantic 6:00 PM
Western Kentucky at ULM * 7:30 PM**DECEMBER 29 (THURSDAY)**Troy at Denver * 6:00 PM
FIU at Middle Tennessee * 7:00 PM
UALR at North Texas * 7:00 PM
Kent State at Arkansas State 7:05 PM**DECEMBER 31 (SATURDAY)**FIU at Western Kentucky * 1:00 PM
South Alabama at Middle Tennessee * 3:00 PM
Troy at North Texas * 3:00 PM
Arkansas State at ULM * 4:00 PM
Florida Atlantic at Louisiana-Lafayette * 4:15 PM
UALR at Denver * 5:00 PM**JANUARY 3 (TUESDAY)**

\$ Kentucky vs. UALR 6:00 PM

JANUARY 5 (THURSDAY)ULM at Florida Atlantic * 6:00 PM
Louisiana-Lafayette at Western Kentucky * 7:00 PM
Denver at Arkansas State * 7:05 PM
North Texas at South Alabama * 7:05 PM
Middle Tennessee at Troy * 7:30 PM**JANUARY 7 (SATURDAY)**Troy at Western Kentucky * 4:00 PM
Florida Atlantic at UALR * 7:00 PM
Denver at South Alabama * 7:05 PM
North Texas at Arkansas State * 7:05 PM
Louisiana-Lafayette at Middle Tennessee * TBA
ULM at FIU * TBA**JANUARY 9 (MONDAY)**

Florida Atlantic at Arkansas State * 7:05 PM

JANUARY 11 (WEDNESDAY)

Denver at Colorado St. TBA

JANUARY 12 (THURSDAY)Western Kentucky at North Texas * 7:00 PM
South Alabama at Louisiana-Lafayette * 7:05 PM
UALR at ULM * 7:30 PM
Middle Tennessee at FIU * TBA**JANUARY 14 (SATURDAY)**North Texas at ULM * 4:00 PM
Middle Tennessee at Florida Atlantic * 6:00 PM
UALR at Arkansas State * 7:05 PM
FIU at Louisiana-Lafayette * 7:15 PM
South Alabama at Troy * 7:30 PM**JANUARY 15 (SUNDAY)**

Western Kentucky at Denver * 2:00 PM

JANUARY 19 (THURSDAY)Arkansas State at Middle Tennessee * 7:00 PM
Louisiana-Lafayette at UALR * 7:00 PM
FIU at South Alabama * 7:05 PM
Denver at ULM * 7:30 PM
Florida Atlantic at Troy * 7:30 PM**JANUARY 21 (SATURDAY)**UALR at Western Kentucky * 1:00 PM
Denver at North Texas * 7:00 PM
Louisiana-Lafayette at Arkansas State * 7:05 PM
Middle Tennessee at South Alabama * 7:05 PM
ULM at Troy * 7:30 PM
Florida Atlantic at FIU * TBA**JANUARY 25 (WEDNESDAY)**

North Texas at Louisiana-Lafayette * 7:15 PM

JANUARY 26 (THURSDAY)Western Kentucky at Florida Atlantic * 6:00 PM
Troy at Middle Tennessee * 7:00 PM
South Alabama at UALR * 7:00 PM
Arkansas State at Denver * 8:00 PM**JANUARY 28 (SATURDAY)**Louisiana-Lafayette at ULM * 4:00 PM
Arkansas State at North Texas * 7:00 PM
Denver at UALR * 7:00 PM
Middle Tennessee at Vanderbilt TBA
Western Kentucky at FIU * TBA**JANUARY 29 (SUNDAY)**

Troy at South Alabama * TBA

FEBRUARY 2 (THURSDAY)Middle Tennessee at North Texas * 7:00 PM
ULM at Arkansas State * 7:00 PM
Denver at Louisiana-Lafayette * 7:05 PM
Florida Atlantic at South Alabama * 7:05 PM
FIU at Troy * 7:30 PM**FEBRUARY 4 (SATURDAY)**Middle Tennessee at Denver * 5:00 PM
FIU at Florida Atlantic * 6:00 PM
South Alabama at Western Kentucky * 7:00 PM
Louisiana-Lafayette at Troy * 7:30 PM
ULM at UALR * 7:00 PM**FEBRUARY 9 (THURSDAY)**Denver at Florida Atlantic * 6:00 PM
Western Kentucky at Middle Tennessee * 7:00 PM
Arkansas State at South Alabama * 7:05 PM
UALR at Louisiana-Lafayette * 7:15 PM
North Texas at FIU * TBA**FEBRUARY 11 (SATURDAY)**Western Kentucky at Troy * 1:00 PM
UALR at Middle Tennessee * 3:00 PM
South Alabama at ULM * 4:00 PM
North Texas at Florida Atlantic * 6:00 PM
Arkansas State at Louisiana-Lafayette * 7:15 PM
Denver at FIU * TBA**FEBRUARY 16 (THURSDAY)**Florida Atlantic at Western Kentucky * 7:00 PM
ULM at North Texas * 7:00 PM
FIU at UALR * 7:00 PM
Troy at Arkansas State * 7:05 PM
Louisiana-Lafayette at Denver * 8:00 PM**FEBRUARY 18 (SATURDAY)**ULM at Denver * 5:00 PM
Louisiana-Lafayette at North Texas * 7:00 PM
FIU at Arkansas State * 7:05 PM
Western Kentucky at South Alabama * 7:05 PM
UALR at Troy * 7:30 PM
Florida Atlantic at Middle Tennessee * TBA**FEBRUARY 23 (THURSDAY)**South Alabama at Florida Atlantic * 6:00 PM
Arkansas State at Western Kentucky * 7:00 PM
Middle Tennessee at ULM * 7:30 PM
North Texas at UALR * 7:00 PM
Troy at FIU * TBA**FEBRUARY 25 (SATURDAY)**Troy at Florida Atlantic * 6:00 PM
Middle Tennessee at Western Kentucky * 7:00 PM
Arkansas State at UALR * 7:00 PM
ULM at Louisiana-Lafayette * 7:15 PM
South Alabama at FIU * TBA**FEBRUARY 26 (SUNDAY)**

North Texas at Denver * 2:00 PM

2012 SUN BELT MEN'S BASKETBALL CHAMPIONSHIPSaturday-Tuesday, March 3-6
Summit Arena • Hot Springs, Ark.**MARCH 3 (SATURDAY)**Game 1: Seed #8 vs. Seed. #9 6:30 PM
Game 2: Seed #6 vs. Seed #11 6:45 PM
Game 3: Seed #7 vs. Seed #10 8:45 PM**MARCH 4 (SUNDAY)**Game 4: Seed #4 vs. Seed #5 6:30 PM
Game 5: East/West Champion vs. Winner Game 1 6:45 PM
Game 6: Seed #3 vs. Winner Game 2 8:45 PM
Game 7: East/West Champion vs. Winner Game 3 9:00 PM**MARCH 5 (MONDAY)**Game 8: Winner Game 4 vs. Winner Game 5 TBA
Game 9: Winner Game 6 vs. Winner Game 7 TBA**MARCH 6 (CHAMPIONSHIP TUESDAY)**

Game 10: Winner Game 8 vs. Winner Game 9 6:00 PM (ESPN2)

TOURNAMENT LEGEND:

- (1) San Francisco Hilltop Challenge - San Francisco, Calif.
- (2) Basketball Traveler's Tournament - Pullman, Wash.
- (3) 2011 Dick's Sporting Goods NIT Season Tip-Off - Various
- (4) EA Sports Maui Invitational - Los Angeles, Calif. | Murfreesboro, Tenn.
- (5) 2011 Charleston Classic - Charleston, S.C.
- (6) 27th Bayou Classic - Lafayette, La.
- (7) Loyola Marymount Centennial Classic - Los Angeles, Calif.
- (8) Etech Classic - Nacogdoches, Texas

All Times Central (CT) and are Subject to Change

* Denotes Sun Belt Conference Game

The Sun Belt Conference

Commissioner Wright Waters

The Sun Belt Conference Staff

2011-12 SBC Tournament Bracket

2011-12 SBC Composite Schedule

Sun Belt Conference Record Book



UALR



Arkansas State

School Quick Facts

Chancellor	Dr. Joel E. Anderson
Faculty Representative	Dr. David Briscoe
Athletics Director	Chris Peterson
SWA	Andrea Angel
Location	Little Rock, Arkansas
Founded	1927
Enrollment	13,062
Nickname	Trojans
Colors	Maroon, Silver and Black
Arena/Gym Name	Jack Stephens Center
Capacity	5,600
Athletic Dept. Phone	(501) 569-3167
Ticket Office Phone	(501) 565-UALR
Website	www.ualrtrojans.com
First Year of Basketball	1930-31
Overall All-Time Record	884-912 (.492)
Overall Division I Record	549-409 (.573)
No. Years in NCAA Tournament	4
Last Appearance	2010-11
Last Opponent (Result)	UNC Asheville (L, 77-81 [OT])
No. Years in NIT	3
Last Appearance	1995-96
Last Opponent (Result)	Vanderbilt (L, 80-86)

Denver

Florida Atlantic

FIU

Louisiana-Lafayette

Louisiana-Monroe

Middle Tennessee

North Texas

South Alabama


Troy

Western Kentucky

UALR AdministrationDr. Joel E. Anderson
ChancellorDr. David Briscoe
Faculty Athletics RepChris Peterson
Athletics DirectorAndrea Angel
Senior Woman Administrator**Basketball Facts**

Head Coach	Steve Shields
Alma Mater, Year	Baylor, 1988
Record at UALR (Years)	132-112 (eight)
Career Record	Same
Assistant Coach	Joe Kleine
Alma Mater, Year	Arkansas, 1985
Years at UALR	5th Season
Assistant Coach	Charles Cunningham
Alma Mater, Year	North Alabama, 1973
Years at UALR	4th Season
Assistant Coach	Robert Lee
Alma Mater, Year	Nicholls State, 1991
Years at UALR	1st Season
Director of Basketball Ops	Chris Lowry
Alma Mater, Year	UC Riverside, 2008
Years at UALR	2nd Season
Administrative Secretary	Tiffany Davis
Basketball Office Phone	(501) 569-3304
Basketball Office Fax	(501) 569-3463
Athletic Trainer	Michael Switlik


No. 10		Class..... Senior					
D'Andre Williams		Position..... Guard					
GP/GS	AVG	FG PCT	3PT PCT	FT PCT	RB AVG	AST	STL
36/33	6.7	40%	36.9%	78.4%	3.3	109	43

**Team Facts**

2010-11 Overall Record	19-17
Conference Record/Finish	7-9 (5th West)
Starters Returning/Lost	3/2
Letterwinners Returning/Lost	6/6
Newcomers	9
MBB Contact	Joe Angolia
Office	(501) 569-3449
Cell	(501) 351-1060
Email	jaangolia@ualr.edu
Press Row Phone	(501) 683-7004
SID Fax	(501) 683-7002
SID Mailing Address	2801 S. University Ave. Jack Stephens Center, RM 226 Little Rock, AR 72204



UALR TROJANS



No. **13**
Chuck Guy

Class.....Senior
Position.....Guard

GP/GS	AVG	FG PCT	3PT PCT	FT PCT	RB AVG	AST	STL
36/4	7.6	38.3%	36.8%	79.4%	2.1	72	35

Joined League: 1991

Location: Little Rock, Ark.

Enrollment: 13,167

Nickname: Trojans

Notable Alumni: Koby Koomson, Ghana's Ambassador to the U.S.; Derek Fisher, L.A. Lakers point guard; Max W. Hooper, Co-founder of Equity Broadcasting; Jerry Maulden, retired CEO of Entergy; James Richard Cheek, former U.S. ambassador to Ethiopia, Sudan and Argentina; Mary Mel French, former White House Chief of Protocol; Mike Ross, U.S. Congressman; Lynda Hull, Poet; Robert Palmer, writer and musician.

Established as Little Rock Junior College by the Little Rock School District in 1927, the institution became a private four-year university under the name Little Rock University, in 1957. It returned to public status in 1969 when it merged and co-created the University of Arkansas System under its present name. Located on 200 acres in Arkansas' largest city, the UALR campus encompasses forty buildings, including a university library which contains over 500,000 volumes, 700,000 microform items, 8,300 audiovisual forms and CDs, and subscribes to 2,625 periodicals; special learning facilities that include a learning resource center, art galleries, radio station, television station, cyber café, speech and hearing clinic and a wireless network that is being expanded to the rest of the campus.

UALR

Arkansas State

Denver

Florida Atlantic

FIU

Louisiana-Lafayette

Louisiana-Monroe

Middle Tennessee

North Texas

South Alabama

Troy

Western Kentucky

UALR Head Coach Steve Shields (132-112, ninth season)

Steve Shields enters his ninth season as head coach of the Trojans looking to build on a 2010-11 campaign, which saw him lead UALR to the programs first-ever Sun Belt Tournament Championship and the school's first NCAA Tournament appearance since 1990. Last year's success was just the latest accomplishment for a coach who has led his program to more Sun Belt Division championships (four) than any other school during his eight-year tenure.

The 2010-11 Trojans entered the Sun Belt Tournament as the fifth seed out of the West Division but won four games over higher-ranked teams in as many days to capture the school's first tournament title. Sun Belt Player of the Year Solomon Bozeman hit a three pointer with 1.5 seconds remaining to lift UALR to a 64-63 victory over North Texas in the championship game. Bozeman received the tournament's Most Outstanding Player award, making him the first Sun Belt men's basketball player to receive both awards in the same season since WKU's Chris Marcus in 2001.

The 2004 Sun Belt Conference Coach of the Year, Shields guided the Trojans to consecutive East Division championships in his first two seasons as head coach (2003-04 and 2004-05). The Trojans captured back-to-back division titles for the second time under Shields in 2007-08 and 2008-09, with both squads reaching 20 wins – something that hadn't been done at UALR since the 1988-89 and 1989-90 campaigns. Led by First Team All-SBC selection Shane Edwards and Sun Belt Defensive Player of the Year John Fowler, the 2008-09 Trojans went 23-8 with a school-record 15-3 mark in conference play.

Shields welcomes back three starters and a total of six lettermen from last year's NCAA Tournament team in 2011-12. With a 132-112 overall record as head coach of the Trojans, Shields needs two more victories to surpass Mike Newell as the school's all-time winningest coach.

2010-11 OVERALL STATISTICS

#	PLAYER	TOTAL						3-PTS				REBOUNDS										AVG				
		GP	GS	MIN	AVG	FG	FGA	PCT	3FG	FGA	PCT	FT	FTA	PCT	OFF	DEF	TOT	AVG	PF	FO	AST		TO	BLK	STL	PTS
22	Bozeman, Solomon	36	35	1100	30.6	153	353	0.433	65	142	0.458	226	280	0.807	16	60	76	2.1	82	3	99	92	2	25	597	16.6
21	Garcia-Mendoza, Alex	36	36	917	25.5	107	245	0.437	28	68	0.412	80	98	0.816	37	68	105	2.9	79	0	38	43	4	25	322	8.9
20	Mouzy, Matt	36	2	668	18.6	98	247	0.397	73	196	0.372	15	16	0.938	5	53	58	1.6	34	0	20	28	3	7	284	7.9
13	Guy, Daylon	36	4	768	21.3	88	230	0.383	42	114	0.368	54	68	0.794	8	68	76	2.1	51	0	72	47	2	35	272	7.6
10	Williams, D'Andre	36	33	944	26.2	80	200	0.400	24	65	0.369	58	74	0.784	16	102	118	3.3	94	1	109	57	2	43	242	6.7
12	Jackson, Courtney	28	18	560	20.0	66	138	0.478	2	7	0.286	15	54	0.278	41	106	147	5.3	55	2	20	24	12	12	149	5.3
32	Kibi, Eric	29	12	484	16.7	48	112	0.429	0	1	0.000	33	66	0.500	44	79	123	4.2	69	2	19	34	3	18	129	4.4
5	Louzeiro, Marlon	31	19	399	12.9	48	94	0.511	3	5	0.600	15	32	0.469	36	47	83	2.7	61	2	9	20	7	8	114	3.7
40	Thornton, Montrell	34	12	492	14.5	48	88	0.545	0	0	0.000	23	35	0.657	36	66	102	3.0	75	2	12	23	26	16	119	3.5
33	Bails, Derrick	28	1	308	11.0	38	99	0.384	0	0	0.000	17	44	0.386	24	56	80	2.9	44	1	9	29	12	2	93	3.3
3	Sonnier, Reggie	5	0	36	7.2	6	19	0.316	1	7	0.143	0	0	0.000	3	5	8	1.6	6	0	5	2	0	3	13	2.6
2	Sutherland, Tramar	34	0	308	9.1	25	60	0.417	1	6	0.167	24	40	0.600	32	22	54	1.6	38	0	14	11	0	14	75	2.2
55	Leeper, Gus	29	8	291	10.0	20	53	0.377	3	4	0.750	5	12	0.417	14	36	50	1.7	51	1	7	15	16	4	48	1.7
TOTAL.....		36				825	1938	0.426	242	615	0.393	565	819	0.690	377	827	1204	33.4	740	15	433	428	89	212	2457	68.2
OPPONENTS.....		36				811	1867	0.434	222	658	0.337	582	819	0.711	376	884	1260	35.0	736	-	452	497	130	159	2426	67.4

2010-11 SUN BELT CONFERENCE ONLY STATISTICS

##	PLAYER	GP	GS	MIN	AVG	TOTAL		PCT	3-PTS		FT	FTA	PCT	REBOUNDS			AVG	PF	FO	AST	TO	BLK	STL	PTS	AVG	
						FGA	3FG		FGA	OFF				DEF	TOT											
22	Bozeman, Solomon	16	15	507	31.7	79	158	0.500	32	61	0.525	93	118	0.788	9	28	37	2.3	42	1	45	49	0	12	283	17.7
21	Garcia-Mendoza, Alex	16	16	434	27.1	54	120	0.450	14	34	0.412	38	44	0.864	17	31	48	3.0	34	0	13	26	2	9	160	10.0
20	Mouzy, Matt	16	2	341	21.3	53	127	0.417	43	104	0.413	8	9	0.889	5	17	22	1.4	20	0	7	12	3	2	157	9.8
13	Guy, Daylon	16	2	341	21.3	37	110	0.336	21	60	0.350	25	31	0.806	3	22	25	1.6	28	0	24	18	1	12	120	7.5
10	Williams, D'Andre	16	15	459	28.7	35	98	0.357	14	34	0.412	29	34	0.853	5	47	52	3.3	42	0	51	23	0	22	113	7.1
32	Kibi, Eric	10	1	180	18.0	16	40	0.400	0	0	0.000	9	21	0.429	23	29	52	5.2	24	0	7	15	1	6	41	4.1
12	Jackson, Courtney	13	11	246	18.9	26	58	0.448	0	4	0.000	1	18	0.056	14	46	60	4.6	21	1	12	9	4	6	53	4.1
33	Bails, Derrick	13	1	152	11.7	19	51	0.373	0	0	0.000	6	17	0.353	13	37	50	3.8	23	1	2	12	5	1	44	3.4
5	Louzeiro, Marlon	13	6	166	12.8	16	36	0.444	1	2	0.500	10	15	0.667	14	18	32	2.5	24	1	6	8	5	4	43	3.3
40	Thornton, Montrell	16	8	205	12.8	20	39	0.513	0	0	0.000	8	11	0.727	19	29	48	3.0	44	2	5	8	12	10	48	3.0
2	Sutherland, Tamar	14	0	116	8.3	10	28	0.357	1	4	0.250	12	18	0.667	11	10	21	1.5	19	0	4	1	0	9	33	2.4
55	Leeper, Gus	14	3	103	7.4	8	19	0.421	2	2	1.000	3	7	0.429	8	13	21	1.5	19	0	1	6	6	2	21	1.5
TOTAL.....		16				373	884	0.422	128	305	0.420	242	343	0.706	169	357	526	32.9	341	6	177	188	39	95	1116	69.8
OPPONENTS.....		16				366	815	0.449	97	290	0.334	294	405	0.726	162	394	556	34.8	311	-	199	219	67	73	1123	70.2



UALR



Arkansas State **RED WOLVES**

Arkansas State

School Quick Facts

Interim Chancellor..... Dr. Dan Howard
 Faculty Representative Nonie Wiggins
 Athletics Director Dr. Dean Lee
 SWA Stacey Willmott
 Location Jonesboro, Arkansas
 Founded 1909
 Enrollment 13,448
 Nickname..... Red Wolves
 Colors Scarlet & Black
 Arena/Gym Name..... Convocation Center
 Capacity 10,038
 Athletic Dept. Phone (870) 972-3880
 Ticket Office Phone..... (870) 972-ASU1
 Website..... www.astateredwolves.com
 First Year of Basketball 1926-27
 Overall All-Time Record 1,073-1,017
 No. Years in NCAA Tournament 1
 Last Appearance 1999
 Last Opponent (Result) Utah (L, 58-80)
 No. Years in NIT..... 4
 Last Appearance 1991
 Last Opponent (Result) L in Quarterfinals

Denver

Florida Atlantic

FIU

Louisiana-Lafayette

Louisiana-Monroe

Middle Tennessee

North Texas

South Alabama

Troy

Western Kentucky

Arkansas State Administration



Dr. Dan Howard
Interim Chancellor



Nonie Wiggins
Faculty Athletics Rep



Dr. Dean Lee
Athletics Director



Stacey Willmott
Senior Woman Administrator

Basketball Facts

Head Coach John Brady
 Alma Mater, Year Belhaven College, 1976
 Record at School (Years)..... 47-46 (three)
 Career Record..... 328-262 (20)
 Associate Head Coach..... Melvin Haralson
 Alma Mater, Year Auburn, 1989
 Years at ASU 1st Season
 Assistant Coach Richard Williams
 Alma Mater, Year Mississippi State, 1967
 Years at ASU 2nd Season
 Assistant Coach Jeff Clapacs
 Alma Mater, Year Wooster College, 2007
 Years at ASU 4th Season
 Basketball Manager Clark Woodruff
 Administrative Assistant..... Leela Keller
 Basketball Office Phone (870) 972-2077
 Basketball Office Fax (870) 972-3015
 Athletic Trainer..... Chad Sturkie

Team Facts

2010-11 Overall Record 17-15
 Conference Record/Finish 11-5 (t-1st West)
 Starters Returning/Lost..... 3/2
 Letterwinners Returning/Lost..... 7/4
 Newcomers 5
 MBB Contact Anthony Reynolds
 Office (870) 972-3547
 Cell..... (870) 530-4454
 Email areynolds@astate.edu
 Press Row Phone..... (870) 972-2541
 SID Fax (870) 972-3367
 SID Mailing Address 217 Olympic Drive
 Jonesboro, AR 72401

No. 13				Class.....Senior			
Martavius Adams				Position.....Forward/Center			
GP/GS	AVG	FG PCT	3PT PCT	FT PCT	RB AVG	AST	STL
32/31	11.1	48.4%	-	61.9%	7.2	13	11



Arkansas State **RED WOLVES**

UAR

Arkansas State

Denver

Florida Atlantic

FIU

Louisiana-Lafayette

Louisiana-Monroe


Middle Tennessee

North Texas

South Alabama

Troy

Western Kentucky



No. **2**
Trey Finn

Class.....RS-Junior
Position.....Guard

GP/GS	AVG	FG PCT	3PT PCT	FT PCT	RB AVG	AST	STL
31/31	8.7	42%	37.3	83.3%	5.5	47	35

Joined League: 1991

Location: Jonesboro, Ark.

Enrollment: 13,448

Nickname: Red Wolves

Notable Alumni: Former NFL players Ray Brown, Carlos Emmons, Cleo Lemon and Maurice Carthon; Current NFL players Tyrell Johnson (Minnesota Vikings), David Johnson (Pittsburgh Steelers), Corey Williams (Detroit Lions) Alex Carrington (Buffalo Bills), M.D. Jennings (Green Bay Packers) and Oren O'Neal (Oakland Raiders); Olympic Gold Medalist Al Joyner; Betty Beene, President of the United Way; James Pardew, U.S. Ambassador; Earl Bell, Olympic Medalist; Mike Beebe, Current Governor of Arkansas.

ASU was founded in Jonesboro in 1909 by the Arkansas Legislature as a regional agricultural training school. It began offering a two-year college program in 1918, then became First District Agricultural and Mechanical College in 1925. A four-year degree program was begun in 1930, then A & M College became Arkansas State College in 1933. The Arkansas Legislature elevated the college to university status and changed the name to "Arkansas State University" in 1967. Arkansas State University is a public university and is the flagship campus of the Arkansas State University System, the state's second largest college system and fourth largest university by enrollment. It is located atop 800 acres on Crowley's Ridge in Jonesboro, Arkansas. The university marked its centennial year in 2009.



2011-12 Red Wolves Schedule					2010-11 Red Wolves Results				
DATE	OPPONENT	LOCATION	TIME	DATE	OPPONENT	RESULT			
Nov. 11	at Lamar	Beaumont, Texas	7:00 PM	Nov. 12	at Ole Miss	L, 60-68			
NOV. 15	MISSOURI STATE	JONESBORO, ARK.	7:05 PM	Nov. 16	(1) vs. Missouri State	L, 71-81			
NOV. 17	UT MARTIN	JONESBORO, ARK.	7:05 PM	Nov. 17	(1) vs. Belmont	L, 60-93			
Nov. 20	at Ohio	Athens, Ohio	1:00 PM	Nov. 22	(1) vs. University of the Pacific	L, 70-77			
Nov. 22	at Louisville	Louisville, Ky.	6:00 PM	Nov. 23	(1) vs. Pepperdine	L, 62-69			
NOV. 29	SOUTHEAST MISSOURI ST.	JONESBORO, ARK.	7:05 PM	Nov. 27	at Southeast Missouri State	W, 56-60			
Dec. 1	at St. Bonaventure	Olean, Ny.	6:00 PM	Dec. 1	at No. 14/15 Memphis	L, 71-78 (OT)			
Dec. 5	at Austin Peay	Clarksville, Tenn.	7:05 PM	DEC. 6	LYON COLLEGE	W, 85-42			
DEC. 10	CENTRAL ARKANSAS	JONESBORO, ARK.	7:05 PM	DEC. 11	ALABAMA STATE	W, 77-53			
DEC. 14	SEATTLE	JONESBORO, ARK.	7:05 PM	Dec. 18	at Georgia	L, 59-68			
Dec. 17	at Murray St.	Murray, Ky.	7:00 PM	DEC. 20	SAVANNAH STATE	W, 68-55			
DEC. 19	LYON	JONESBORO, ARK.	7:05 PM	Dec. 22	at Missouri State	L, 70-79			
Dec. 22	at St. Louis	St. Louis, Mo.	7:00 PM	DEC. 28	CENTRAL BAPTIST	W, 120-39			
DEC. 29	KENT ST.	JONESBORO, ARK.	7:05 PM	DEC. 30	SOUTH ALABAMA *	W, 69-57			
Dec. 31	at Louisiana-Monroe *	Monroe, La.	4:00 PM	JAN. 1	WKU *	W, 81-73			
JAN. 5	DENVER *	JONESBORO, ARK.	7:05 PM	Jan. 6	at FIU *	L, 70-75			
JAN. 7	NORTH TEXAS *	JONESBORO, ARK.	7:05 PM	Jan. 8	at Florida Atlantic *	L, 57-61			
JAN. 9	FLORIDA ATLANTIC *	JONESBORO, ARK.	7:05 PM	JAN. 13	LOUISIANA-LAFAYETTE *	W, 74-65			
JAN. 14	UALR *	JONESBORO, ARK.	7:05 PM	JAN. 15	MIDDLE TENNESSEE *	W, 69-65			
Jan. 19	at Middle Tennessee *	Murfreesboro, Tenn.	7:00 PM	JAN. 17	LAMAR	W, 78-75			
JAN. 21	LOUISIANA-LAFAYETTE *	JONESBORO, ARK.	7:05 PM	Jan. 20	at Denver *	L, 36-74			
Jan. 26	at Denver *	Denver, Colo.	8:00 PM	Jan. 22	at North Texas *	L, 64-83			
Jan. 28	at North Texas *	Denton, Texas	7:00 PM	JAN. 27	LOUISIANA-MONROE *	W, 62-61			
FEB. 2	LOUISIANA-MONROE *	JONESBORO, ARK.	7:05 PM	Jan. 29	at UALR *	W, 75-64			
Feb. 9	at South Alabama *	Mobile, Ala.	7:05 PM	Feb. 1	at Savannah State	L, 61-67			
Feb. 11	at Louisiana-Lafayette *	Lafayette, La.	7:15 PM	FEB. 5	DENVER *	W, 60-35			
FEB. 16	TROY *	JONESBORO, ARK.	7:05 PM	Feb. 10	at Louisiana-Monroe *	W, 85-66			
FEB. 18	FIU *	JONESBORO, ARK.	7:05 PM	Feb. 17	at Louisiana-Lafayette *	L, 61-64			
Feb. 23	at Western Kentucky *	Bowling Green, Ky.	7:00 PM	Feb. 19	at Troy *	W, 71-63			
Feb. 25	at UALR *	Little Rock, Ark.	7:00 PM	FEB. 24	NORTH TEXAS *	W, 63-47			
Mar. 3-6	(1) at Sun Belt Conference Tournament	Hot Springs, Ark.	TBA	FEB. 26	UALR *	W, 71-63			
				Mar. 6	(2) vs. (W5) UALR	L, 52-59			
(1) Sun Belt Conference Tournament - Hot Springs, Ark. * - Denotes Sun Belt Conference Game All Times Central (CT) and are Subject to Change Home games in BOLD CAPS					(1) Preseason NIT - Knoxville, Tenn. (2) Sun Belt Conference Tournament - Hot Springs, Ark. * Denotes Sun Belt Conference Game / Home games in BOLD CAPS				

2011-12 Red Wolves Numerical Roster						
NO.	NAME	POS.	HT.	WT.	YR.	HOMETOWN
1	Rakeem Dickerson	G	6-1	170	FR	Little Rock, Ark.
2	Trey Finn	G	6-2	210	R-JR	Little Rock, Ark.
5	Marcus Hooten	G	6-3	205	JR	Jackson, Miss.
10	Adam Sterenberg	G	6-3	190	JR	Cabot, Ark.
12	Bryce Clark	G/F	6-7	200	JR	Ft. Lauderdale, Fla.
13	Martavius Adams	F/C	6-8	255	SR	Irwin, Ga.
15	Brandon Peterson	F	6-7	215	JR	Birmingham, Ala.
23	Jordan Weaver	G	6-2	185	SO	Parkin, Ark.
24	Edward Townsel	G	6-1	170	SO	Starkville, Miss.
30	Kinley Ogbonnaya-Branch	G/F	6-6	200	R-SO	Stone Mountain, Ga.
33	Malcolm Kirkland	F/C	6-8	265	R-SR	Jackson, Miss.
34	Johnny Zuppardo	F	6-8	215	FR	Metairie, La.
40	Kendrick Washington*	F	6-7	270	JR	Shreveport, La.
*- Will sit out 2011-2012 season due to NCAA DI transfer rule						

2011-12 Red Wolves Basketball Newcomers						
NO.	NAME	POS.	HT.	WT.	YR.	HOMETOWN
1	Rakeem Dickerson	G	6-1	170	FR	Little Rock, Ark.
5	Marcus Hooten	G	6-3	205	JR	Jackson, Miss.
12	Bryce Clark	G/F	6-7	200	JR	Ft. Lauderdale, Fla.
23	Jordan Weaver	G	6-2	185	SO	Parkin, Ark.
34	Johnny Zuppardo	F	6-8	215	FR	Metairie, La.
40	Kendrick Washington*	F	6-7	270	JR	Shreveport, La.

 Martavius Adams › Sr. › F/C › 6-8 › 255 The Red Wolves' top scorer and rebounder returns for his senior season after earning second team All-Sun Belt Conference honors last season averaging 11.1 points and 7.2 rebounds per game. Adams also had a .484 shooting percentage going 136-281 from the floor with 11 blocks and 11 steals. Adams scored in double-digits on 20 occasions including leading the Red Wolves in scoring on nine occasions, scoring a season-high 21 against ULM, a career-high, and 20 at FIU. Adams posted five double-doubles on the season including posting a season-high 14 rebounds at FIU. Adams enters the season on a 63-game playing streak for the Red Wolves and has scored in double-digits 37 times during his career. Adams has scored 714 points during his two seasons with ASU and pulled down 462 rebounds. Trey Finn › R-Jr. › G › 6-2 › 210 The Red Wolves top returning guard, Finn played in 31 games starting in every contest averaging 29.6 minutes per game and scoring 8.7 points per game and ranking third on the team with a 5.5 rebounding average. In league games, Finn averaged 9.6 points per game and 5.5 rebounds per game. Ranked second on the team with 35 steals while ranking third with 47 assists. Named Sun Belt Conference Player of the Week on Jan. 4, 2011 for competition weeks Dec. 22-Jan. 3. Scored career-high 30 points against WKU on 10-16 shooting and 7-9 from three, also had 10 boards for second career double-double. Also had double-doubles against Middle Tennessee (13 pts, 11 reb.) and UALR with 15 points and a career-high 13 rebounds. Finn has scored 506 points for A-State during his career and has pulled down 364 rebounds. |

Arkansas State has the dubious distinction no other team in the country can claim; the Red Wolves have two former

Arkansas State has the dubious distinction no other team in the country can claim; the Red Wolves have two former Final Four head coaches on their bench. Head coach John Brady coached in the 2006 Final Four and assistant coach Richard Williams coached in the 1996 Final Four.

Arkansas State Head Coach John Brady (47-46, fourth season)

John Brady enters his fourth season at the helm of the Red Wolves men's basketball program. After just three seasons, Brady has helped bring the Red Wolves back to the top of the Sun Belt Conference Western Division including capturing the 2010-11 SBC West title.

Last season, en route to capturing the SBC Western title, the Red Wolves went 13-0 at the Convocation Center and posted a 11-5 conference record which was the first time since the early '90s that the Red Wolves posted back-to-back seasons of double-digit league wins.

In 2009-10, Brady led ASU to a 17-14 record, earning the SBC Coach of the Year honor, won his 300th career game when the Red Wolves beat Central Baptist on Dec. 29 and was named the District VII Coach of the Year by the USBWA. ASU also advanced to the second round of the SBC Tournament while posting an 11-7 Sun Belt record which is the best league mark since the 2006-07 season.

During his first season with the Red Wolves, Brady helped lead ASU to one of the best starts in program history and achieved the No. 22 ranking on Collegeinsider.com's Mid-Major Top 25 poll. As a team ASU improved greatly its defending and rebounding finishing near the top of the conference in several statistical categories.

Prior to taking the helm at ASU, Brady spent the last 10-plus seasons serving as LSU's head coach, leading the Tigers to six postseason berths, two SEC championships and three SEC Western Division titles. Twice named the SEC Coach of the Year, Brady is a proven winner who brings a well-documented record of success and a long list of accomplishments with him to Arkansas State.

Brady's 16-year tenure as a head coach at both LSU and Samford in Birmingham, Alabama, has been decorated with achievements. He has coached a combined 25 All-TAAC and SEC selections, 48 academic all-conference choices, posted 11 winning seasons and collected five division championships. Brady piled up the third most wins in LSU history.



2010-11 OVERALL STATISTICS

##	PLAYER	GP	GS	MIN	AVG	TOTAL		PCT	3-PTS		PCT	FT	FTA	PCT	REBOUNDS			AVG	PF	FO	AST	TO	BLK	STL	PTS	AVG
						FG	FGA		3FG	FGA					OFF	DEF	TOT									
13	Adams, Martavius	32	31	793	24.8	136	281	0.484	0	0	0.000	83	134	0.619	77	154	231	7.2	91	2	13	69	11	11	355	11.1
23	Boone, Donald	32	32	1000	31.3	119	310	0.384	46	155	0.297	56	69	0.812	23	76	99	3.1	59	1	56	49	1	56	340	10.6
3	Bryant, Daniel	9	0	171	19.0	31	91	0.341	15	52	0.288	15	19	0.789	5	12	17	1.9	21	1	12	9	0	8	92	10.2
12	Allison, Rashad	32	32	865	27.0	88	219	0.402	25	80	0.313	106	131	0.809	15	55	70	2.2	66	0	120	55	5	27	307	9.6
2	Finn, Trey	31	31	919	29.6	89	212	0.420	38	102	0.373	55	66	0.833	60	109	169	5.5	80	0	47	45	9	35	271	8.7
15	Peterson, Brandon	31	29	850	27.4	84	191	0.440	2	6	0.333	76	106	0.717	49	126	175	5.6	64	0	33	57	29	11	246	7.9
33	Kirkland, Malcolm	32	1	479	15.0	62	118	0.525	0	0	0.000	31	54	0.574	47	68	115	3.6	58	1	11	37	32	6	155	4.8
24	Townsel, Edward	32	0	463	14.5	51	123	0.415	21	50	0.420	32	47	0.681	12	51	63	2.0	41	0	29	49	1	19	155	4.8
30	Ogbonnaya-Branch, K.	9	0	63	7.0	10	27	0.370	9	24	0.375	12	15	0.800	2	6	8	0.9	7	0	4	2	1	3	41	4.6
10	Sterrenberg, Adam	30	1	369	12.3	31	84	0.369	11	37	0.297	33	47	0.702	11	27	38	1.3	33	0	20	19	1	15	106	3.5
5	Thomas, Jeremy	32	3	418	13.1	41	60	0.683	0	0	0.000	30	54	0.556	45	30	75	2.3	55	1	16	21	9	11	112	3.5
22	Rashiduddin, Chano	8	0	36	4.5	3	8	0.375	0	0	0.000	2	8	0.250	0	4	4	0.5	10	0	2	1	0	0	8	1.0
TOTAL.....		32				745	1724	0.432	167	506	0.330	531	750	0.708	395	782	1177	36.8	585	7	363	418	99	202	2188	68.4
OPPONENTS.....		32				711	1696	0.419	185	532	0.348	459	670	0.685	324	706	1030	32.2	628	-	343	421	117	194	2066	64.6

2010-11 SUN BELT CONFERENCE ONLY STATISTICS

##	PLAYER	GP	GS	MIN	AVG	TOTAL		PCT	3-PTS		PCT	FT	FTA	PCT	REBOUNDS			AVG	PF	FO	AST	TO	BLK	STL	PTS	AVG
						FG	FGA		3FG	FGA					OFF	DEF	TOT									
23	Boone, Donald	16	16	542	33.9	65	170	0.382	24	74	0.324	41	51	0.804	11	42	53	3.3	31	1	33	31	0	28	195	12.2
12	Allison, Rashad	16	16	452	28.3	44	111	0.396	14	45	0.311	67	82	0.817	6	29	35	2.2	31	0	57	25	3	10	169	10.6
2	Finn, Trey	16	16	489	30.6	51	112	0.455	24	58	0.414	27	33	0.818	29	59	88	5.5	48	0	22	26	6	22	153	9.6
13	Adams, Martavius	16	15	380	23.8	54	122	0.443	0	0	0.000	36	61	0.590	42	77	119	7.4	40	2	7	33	6	4	144	9.0
15	Peterson, Brandon	16	15	419	26.2	47	96	0.490	1	2	0.500	30	43	0.698	20	58	78	4.9	31	0	8	31	13	5	125	7.8
24	Townsel, Edward	16	0	235	14.7	28	66	0.424	12	32	0.375	16	25	0.640	7	25	32	2.0	21	0	15	24	0	8	84	5.3
5	Thomas, Jeremy	16	1	232	14.5	26	36	0.722	0	0	0.000	20	35	0.571	19	17	36	2.3	30	0	9	8	5	5	72	4.5
33	Kirkland, Malcolm	16	1	244	15.3	28	56	0.500	0	0	0.000	7	15	0.467	20	34	54	3.4	29	1	7	20	13	2	63	3.9
10	Sterrenberg, Adam	16	0	178	11.1	15	42	0.357	6	17	0.353	14	25	0.560	5	11	16	1.0	17	0	8	11	1	5	50	3.1
30	Ogbonnaya-Branch, K.	4	0	24	6.0	4	7	0.571	3	5	0.600	0	0	0.000	0	0	0	0.0	3	0	1	1	1	1	11	2.8
22	Rashiduddin, Chano	3	0	6	2.0	1	1	1.000	0	0	0.000	0	2	0.000	0	1	1	0.3	1	0	1	0	0	0	2	0.7
TOTAL.....		16				363	819	0.443	84	233	0.361	258	372	0.694	186	386	572	35.8	282	4	168	212	48	90	1068	66.8
OPPONENTS.....		16				351	838	0.419	96	251	0.382	218	306	0.712	154	340	494	30.9	302	-	165	196	54	89	1016	63.5

UALR

Denver PIONEERS

Arkansas State

School Quick Facts

Chancellor	Robert D. Coombe
Faculty Representative	Nancy Sampson
Athletics Director	Peg Bradley-Doppes
SWA	Pam Wettig
Location	Denver, Colorado
Founded	1864
Enrollment	11,842
Nickname	Pioneers
Colors	Crimson & Gold
Arena/Gym Name	Magness Arena
Capacity	7,200
Athletic Dept. Phone	(303) 871-2275
Ticket Office Phone	(303) 871-2336
Website	www.denverpioneers.com
First Year of Basketball	1903-04
Overall All-Time Record	1,163-1,204 (.491)
No. Years in NCAA Tournament	0
Last Appearance	N/A
Last Opponent (Result)	N/A
No. Years in NIT	2
Last Appearance	2005
Last Opponent (Result)	San Francisco (L, 67-69)

Denver

Florida Atlantic

FIU

Louisiana-Lafayette

Basketball Facts

Head Coach	Joe Scott
Alma Mater, Year	Princeton, 1987
.....	Notre Dame, 1990
Record at DU (Years)	58-65 (four)
Career Record	147-173 (11)
Associate Head Coach	Mike McKee
Alma Mater, Year	Lehigh, 1994
Years at DU	5th Season
Assistant Coach	Jon Jordan
Alma Mater, Year	Air Force, 1985
Years at DU	5th Season
Assistant Coach	A.J. Kuhle
Alma Mater, Year	Air Force, 2004
Years at DU	5th Season
Director of Basketball Ops	John Fitzgerald
Alma Mater, Year	Williams College, 2003
Basketball Program Assistant	Gabbie Perkins
Basketball Office Phone	(303) 871-3319
Basketball Office Fax	(303) 871-3759
Athletic Trainer	Pat Hoxsey

Louisiana-Monroe

Middle Tennessee

North Texas

South Alabama

Troy

Western Kentucky

Team Facts

2010-11 Overall Record	13-17
Conference Record/Finish	9-7 (3rd West)
Starters Returning/Lost	4/1
Letterwinners Returning/Lost	8/3
Newcomers	5
MBB Contact	Mike Kennedy
Office	(303) 871-7555
Cell	(303) 520-7001
Email	michael.kennedy@du.edu
Press Row Phone	(303) 871-3922
SID Fax	(303) 871-3890
SID Mailing Address	2201 E. Asbury Ave. Denver, CO 80208

Denver Administration


Robert D. Coombe
ChancellorNancy Sampson
Faculty Athletics RepPeg Bradley-Doppes
Athletics DirectorPam Wettig
Senior Woman Administrator

No. **32**
Chase Hallam



Class..... Junior

Position..... Guard

GP/GS	AVG	FG PCT	3PT PCT	FT PCT	RB AVG	AST	STL
30/30	12.5	46.2%	42.5%	74.1%	4.5	69	47



Denver PIONEERS



No. **5**
Brian Stafford

Class.....Senior
Position.....Guard

GP/GS	AVG	FG PCT	3PT PCT	FT PCT	RB AVG	AST	STL
30/30	12.9	48.6%	43.7%	84.9%	2.4	65	28

Joined League: 1999

Location: Denver, Colo.

Enrollment: 11,842

Nickname: Pioneers

Notable Alumni: Condoleezza Rice, former U.S. Secretary of State under President G.W. Bush; Peter Coors, Chairman, Molson Coors Brewing Company; Roger Birnbaum, CEO, Spyglass Entertainment; Sheikh Ahmed bin Saeed Al Maktoum, chairman, Emirates Airlines; Gregg Popovich, Head Coach, NBA Champion San Antonio Spurs; Vince Boryla 1948 US Olympic Gold medalist, NBA player, head coach and long-time NBA executive; Sinbad, Comedian.

The University of Denver, founded in 1864, is the oldest private university in the Rocky Mountain Region of the United States. Denver was founded as the Colorado Seminary by John Evans, the former Governor of Colorado Territory. By 1880, the Colorado Seminary had been renamed the University of Denver. Although doing business as the University of Denver, DU is still legally named Colorado Seminary. The university grew and prospered alongside Denver's growth, appealing primarily to a regional student body prior to World War II. After the war, the large surge in GI bill students pushed DU's enrollment to over 13,000 students, the largest the university has ever been, and helped to spread the university's reputation to a national audience.

UAB

Arkansas State

Denver

Florida Atlantic

FIU

Louisiana-Lafayette

Louisiana-Monroe

Middle Tennessee

North Texas

South Alabama

Troy

Western Kentucky



2011-12 Pioneers Schedule				
UALR	DATE	OPPONENT	LOCATION	TIME
Arkansas State	NOV. 11	PORTLAND STATE	DENVER, COLO.	TBA
	Nov. 14	at Texas A&M Corpus Christi	Corpus Christi, Texas	7:00 PM
	NOV. 17	SOUTHERN MISSISSIPPI	DENVER, COLO.	8:00 PM
	NOV. 23	ST. MARY'S	DENVER, COLO.	TBA
	Nov. 26	at California	Berkeley, Calif.	4:00 PM
	Nov. 30	at Utah State	Ogden, Utah	8:00 PM
	DEC. 3	TEXAS SOUTHERN	DENVER, COLO.	5:00 PM
	DEC. 7	IONA COLLEGE	DENVER, COLO.	8:00 PM
	Dec. 14	at Northern Colorado	Greeley, Colo.	8:00 PM
	DEC. 17	BOISE STATE	DENVER, COLO.	5:00 PM
Denver	DEC. 19	WYOMING	DENVER, COLO.	TBA
	DEC. 22	CITADEL	DENVER, COLO.	8:00 PM
	DEC. 29	TROY *	DENVER, COLO.	8:00 PM
	DEC. 31	UALR *	DENVER, COLO.	5:00 PM
	Jan. 5	at Arkansas State *	Jonesboro, Ark.	7:05 PM
	Jan. 7	at South Alabama *	Mobile, Ala.	7:05 PM
	Jan. 11	at Colorado State	Fort Collins, Colo.	TBA
	JAN. 15	WESTERN KENTUCKY *	DENVER, COLO.	2:00 PM
	Jan. 19	at Louisiana-Monroe *	Monroe, La.	7:30 PM
	Jan. 21	at North Texas *	Denton, Texas	7:00 PM
Florida Atlantic	JAN. 26	ARKANSAS STATE *	DENVER, COLO.	8:00 PM
	Jan. 28	at UALR *	Little Rock, Ark.	7:00 PM
	Feb. 2	at Louisiana-Lafayette *	Lafayette, La.	7:05 PM
	FEB. 4	MIDDLE TENNESSEE *	DENVER, COLO.	5:00 PM
	Feb. 9	at Florida Atlantic *	Boca Raton, Fla.	6:00 PM
	Feb. 11	at FIU *	Miami, Fla.	TBA
	FEB. 16	LOUISIANA-LAFAYETTE *	DENVER, COLO.	8:00 PM
	FEB. 18	LOUISIANA-MONROE *	DENVER, COLO.	5:00 PM
	FEB. 26	NORTH TEXAS *	DENVER, COLO.	2:00 PM
	Mar. 3-6	(1) at Sun Belt Conference Tournament	Hot Springs, Ark.	TBA
La-Lafayette	(1) Sun Belt Conference Tournament - Hot Springs, Ark.			
	* - Denotes Sun Belt Conference Game All Times Central (CT) and are Subject to Change Home games in BOLD CAPS			

2010-11 Pioneers Results		
DATE	OPPONENT	RESULT
Nov. 12	(1) vs. UC Santa Barbara	L, 49-65
Nov. 13	(1) at Oregon	L, 56-68
Nov. 14	(1) vs. North Dakota State	L, 54-65
NOV. 18	COLORADO STATE	L, 66-77
NOV. 24	ALCORN STATE	W, 69-51
Nov. 27	at Boise State	L, 52-65
DEC. 1	UTAH STATE	L, 53-61
DEC. 4	CAL STATE NORTHBRIDGE	W, 66-63
Dec. 8	at St. Mary's	L, 47-77
DEC. 11	PORTLAND	L, 64-71
Dec. 14	at Wyoming	L, 48-61
DEC. 18	NORTHERN COLORADO	W, 71-68
DEC. 21	ARKANSAS PINE BLUFF	W, 73-55
DEC. 30	LOUISIANA-LAFAYETTE *	W, 65-52
JAN. 2	UALR *	W, 72-70 (OT)
Jan. 6	at WKU *	W, 62-59
Jan. 8	at Louisiana-Monroe *	W, 66-57
JAN. 15	FIU *	W, 79-70 (OT)
JAN. 20	ARKANSAS STATE *	W, 74-36
Jan. 22	at Middle Tennessee *	L, 49-59
JAN. 29	NORTH TEXAS *	W, 80-67
Feb. 3	at UALR *	L, 70-75 (OT)
Feb. 5	at Arkansas State *	L, 35-60
FEB. 10	FLORIDA ATLANTIC *	W, 69-42
Feb. 12	at Troy *	L, 55-64
FEB. 17	LOUISIANA-MONROE *	W, 65-37
FEB. 20	SOUTH ALABAMA *	L, 47-48
Feb. 24	at Louisiana-Lafayette *	L, 52-58
Feb. 26	at North Texas *	L, 41-63
Mar. 5	(2) vs. (E6) FIU	L, 49-53

(1) Oregon BTL Tournament - Eugene, Ore. | (2) Sun Belt Conference Tournament - Hot Springs, Ark.
* Denotes Sun Belt Conference Game / Home games in **BOLD CAPS**

Chase Hallam › Jr. › G › 6-5 › 210



Started all 30 games • All-Sun Belt Conference Second Team • All-District 24 Second Team • CoSIDA Capital One Academic All-District 7 First Team • averaged 12.5 points, 4.5 rebounds, 2.3 assists and 1.6 steals per game • shot 46.2 percent from the field, including 42.5 percent from three-point range • ranked fourth in the Sun Belt Conference in minutes played (34.4 per game), fifth in three-point percentage (.425), sixth in steals (1.6 per game), 15th in free throw percentage (.741) and 18th in scoring (12.5 points per game) • scored a career-high 26 points, going 10-for-12 from the field, at Boise State (11/27) • recorded his first career double-double with 22 points and 10 rebounds against Florida International (1/15), while playing a career-high 43 minutes • also had a double-double with 15 points and a career-high 12 rebounds against South Alabama (2/20).

Brian Stafford › Sr. › G › 6-4 › 188



Started all 30 games • averaged 12.9 points, 2.4 rebounds, 2.2 assists and 0.9 steals in 33.6 minutes per game • went 8-for-10 from the field, including a pair of three-pointers, for 26 points against Colorado State (Nov. 18) • scored his 1,000th career point at Middle Tennessee (Jan. 22) • ranked fourth in the Sun Belt Conference in free throw percentage (.849) and three-point percentage (.437), fifth in three-pointers made (2.1 per game), seventh in minutes played (33.6 per game), 11th in field goal percentage (.486), 15th in scoring (12.9 points per game) • during conference games, ranked fourth in free throw percentage (.846), three-point percentage (.463) and three-pointers made (2.4 per game); sixth in minutes played (34.3 per game); 12th in field goal percentage (.500) and 15th in scoring (12.9 per game) • tied career-high with six assists against Arkansas-Pine Bluff (12/21).

The University of Denver looks to be the most senior team in the SBC this season with four starters returning and 86% of their scoring offense. Leading the charge is senior Brian Stafford and junior Chase Hallam. Combined the duo averaged 42% of the Pioneers offense.

Denver Head Coach Joe Scott (58-65, fifth season)

Joe Scott begins his fifth season as the University of Denver men's basketball head coach in 2011-12.

The Pioneers overcame key injuries to Rob Lewis and Andrew Hooper to go 13-17 in 2010-11 against DU's most challenging schedule since returning to NCAA Division I in 1999. After a 2-9 start, DU rallied under Scott and his coaching staff, winning eight-straight games and claiming the Sun Belt Conference lead, which the team held for the next eight weeks.

Scott and his team again improved last season in year three, increasing the Pioneers record to 19-13 overall and 10-8 in the Sun Belt Conference, the most wins and conference wins by DU since the 2004-05 season, as well as the second-highest total victories in Denver's NCAA Division I history. The Pioneers also advanced to the Sun Belt Conference Tournament Semifinals for just the third time in team history.

According to ESPN, the Pioneers finished the season ranked first in the nation in adjusted field goal percentage (.579), second in two-point field goal percentage (.568), seventh in actual field goal percentage (.490) and tied for 14th in three-point percentage (.395).

Additionally, Denver compiled a 15-game home winning streak, tied for the ninth longest in the nation entering 2010-11. The Pioneers are 36-7 (.837) at Magness Arena in Scott's three years.

In his first season at Denver in 2007-08, Scott led the Pioneers to an 11-19 record overall, nearly tripling DU's win total from the previous year, and went 9-3 at Magness Arena.

Scott returned to Colorado after serving three seasons as head coach at Princeton, where he led his alma mater to a 38-45 (.458) mark including a second-place finish in the Ivy League in 2005-06. The Tigers led the nation in scoring defense (52.9 ppg) in 2006-07.

Scott replaced John Thompson III at Princeton after serving four years as the head coach at Air Force from 2000-04. Scott led Air Force to a 22-7 record and its first NCAA tournament appearance in 42 years in 2003-04. The Falcons won their first and only MWC regular-season title that season with a 12-2 record, earning Scott the 2004 Mountain West Conference Coach of the Year and the National Association of Basketball Coaches (NABC) District 13 Coach of the Year award.

UAB

Arkansas State

Denver

Florida Atlantic

FIU

Louisiana-Lafayette

Louisiana-Monroe

Middle Tennessee

North Texas

South Alabama

Troy

Western Kentucky

2010-11 OVERALL STATISTICS

##	PLAYER	GP	GS	MIN	AVG	TOTAL		PCT	3-PTS		PCT	FT	FTA	PCT	REBOUNDS			AVG	PF	FO	AST	TO	BLK	STL	PTS	AVG
						FG	FGA		3FG	FGA					OFF	DEF	TOT									
5	Stafford, Brian	30	30	1008	33.6	118	243	0.486	62	142	0.437	90	106	0.849	9	63	72	2.4	92	7	65	65	8	28	388	12.9
32	Hallam, Chase	30	30	1031	34.4	129	279	0.462	37	87	0.425	80	108	0.741	26	110	136	4.5	94	3	69	58	8	47	375	12.5
15	Hallam, Travis	30	29	1071	35.7	91	199	0.457	40	91	0.440	36	52	0.692	16	88	104	3.5	68	1	81	55	10	29	258	8.6
34	Udofia, Chris	30	4	686	22.9	87	175	0.497	8	31	0.258	66	106	0.623	25	107	132	4.4	94	4	40	41	39	21	248	8.3
33	Hooper, Andrew	20	12	315	15.8	37	81	0.457	20	50	0.400	10	16	0.625	7	23	30	1.5	32	0	22	21	9	4	104	5.2
3	Noonan, Trevor	25	7	418	16.7	36	100	0.360	17	50	0.340	18	26	0.692	12	48	60	2.4	80	1	42	38	17	8	107	4.3
13	Thalken, Tyler	29	18	592	20.4	36	74	0.486	24	50	0.480	28	32	0.875	5	31	36	1.2	75	4	22	21	2	6	124	4.3
11	Lewis, Kyle	29	5	538	18.6	32	91	0.352	15	43	0.349	21	29	0.724	4	25	29	1.0	61	2	34	18	2	6	100	3.4
12	Coughlin, Justin	28	15	371	13.3	30	71	0.423	9	31	0.290	15	24	0.625	12	26	38	1.4	43	1	20	29	11	16	84	3.0
21	Pickert, Alex	6	0	19	3.2	3	6	0.500	0	1	0.000	1	3	0.333	0	0	0	0.0	4	0	0	4	0	1	7	1.2
14	Foeman, Blake	10	0	51	5.1	2	5	0.400	0	2	0.000	1	3	0.333	1	4	5	0.5	8	0	2	4	0	0	5	0.5
TOTAL.....		30				601	1324	0.454	232	578	0.401	366	505	0.725	158	560	718	23.9	653	23	397	371	106	166	1800	60.0
OPPONENTS.....		30				577	1264	0.456	119	291	0.409	544	787	0.691	259	631	890	29.7	551	-	231	418	87	161	1817	60.6

2010-11 SUN BELT CONFERENCE ONLY STATISTICS

##	PLAYER	GP	GS	MIN	AVG	TOTAL		PCT	3-PTS		PCT	FT	FTA	PCT	REBOUNDS			AVG	PF	FO	AST	TO	BLK	STL	PTS	AVG
						FG	FGA		3FG	FGA					OFF	DEF	TOT									
5	Stafford, Brian	16	16	549	34.3	62	124	0.500	38	82	0.463	44	52	0.846	2	38	40	2.5	44	2	34	32	4	13	206	12.9
32	Hallam, Chase	16	16	561	35.1	70	154	0.455	23	48	0.479	42	50	0.840	15	73	88	5.5	45	1	33	26	5	25	205	12.8
34	Udofia, Chris	16	2	408	25.5	59	113	0.522	3	14	0.214	37	63	0.587	17	68	85	5.3	52	3	33	29	30	11	158	9.9
15	Hallam, Travis	16	16	597	37.3	52	120	0.433	19	53	0.358	15	23	0.652	11	49	60	3.8	38	0	47	31	6	17	138	8.6
13	Thalken, Tyler	16	14	401	25.1	28	56	0.500	18	37	0.486	15	18	0.833	5	20	25	1.6	43	2	18	10	2	4	89	5.6
33	Hooper, Andrew	7	7	96	13.7	14	28	0.500	5	12	0.417	1	2	0.500	3	6	9	1.3	11	0	7	3	5	1	34	4.9
3	Noonan, Trevor	13	0	197	15.2	18	38	0.474	10	23	0.435	10	13	0.769	5	24	29	2.2	40	1	22	17	10	4	56	4.3
11	Lewis, Kyle	16	2	296	18.5	19	44	0.432	7	19	0.368	13	17	0.765	3	12	15	0.9	34	1	16	9	1	4	58	3.6
12	Coughlin, Justin	15	7	147	9.8	11	33	0.333	1	11	0.091	7	12	0.583	5	13	18	1.2	18	0	11	13	4	7	30	2.0
21	Pickert, Alex	4	0	14	3.5	3	5	0.600	0	1	0.000	0	0	0.000	0	0	0	0.0	2	0	0	2	0	1	6	1.5
14	Foeman, Blake	5	0	34	6.8	1	3	0.333	0	1	0.000	1	3	0.333	1	4	5	1.0	5	0	2	1	0	0	3	0.6
TOTAL.....		16				337	718	0.469	124	301	0.412	185	253	0.731	83	331	414	25.9	332	10	223	184	67	87	983	61.4
OPPONENTS.....		16				302	693	0.436	53	136	0.390	260	397	0.655	139	333	472	29.5	288	-	117	204	48	73	917	57.3

UALR



Florida Atlantic OWLS

Arkansas State

School Quick Facts

President Dr. Mary Jane Saunders
 Faculty Representative Dr. Eric Shaw
 Athletics Director Craig Angelos
 SWA Melissa Dawson
 Location Boca Raton, Florida
 Founded 1961
 Enrollment 28,000
 Nickname Owls
 Colors Blue and Red
 Arena/Gym Name FAU Arena
 Capacity 5,000
 Athletic Dept. Phone (561) 297-3710
 Ticket Office Phone 1-866-FAU-OWLS
 Website www.fausports.com
 First Year of Basketball (Division I) 1988-89 (1994-95)
 Overall All-Time Record 254-407
 Overall Division I Record 190-335
 No. Years in NCAA Tournament 1
 Last Appearance 2002
 Last Opponent (Result) Alabama (L, 78-86)
 No. Years in NIT 1
 Last Appearance 2011
 Last Opponent (Result) Miami (L, 62-85)

Denver

Florida Atlantic

FIU

Louisiana-Lafayette

Basketball Facts

Head Coach Mike Jarvis
 Alma Mater, Year Northeastern, 1968
 Record at FAU (Years) 42-53 (three)
 Career Record 360-255 (23)
 Associate Head Coach Mike Jarvis II
 Alma Mater, Year Boston University, 1992
 Years at FAU 4th Season
 Assistant Coach Matt McCall
 Alma Mater, Year Florida, 2004
 Years at FAU 4th Season
 Assistant Coach Tim Kaine
 Alma Mater, Year Winthrop, 2002
 Years at FAU 4th Season
 Director of Basketball Ops Jorge Sanz
 Years at FAU 1st Season
 Administrative Secretary N/A
 Basketball Office Phone (561) 297-0097
 Basketball Office Fax (561) 297-0166
 Athletic Trainer Garrick Edwards

Louisiana-Monroe

Middle Tennessee

North Texas

South Alabama

Team Facts

2010-11 Overall Record 22-11
 Conference Record/Finish 13-3 (1st East)
 Starters Returning/Lost 4/1
 Letterwinners Returning/Lost 9/2
 Newcomers 4
 MBB Contact Justin Johnson
 Office (561) 302-0461
 Email jjohn218@fau.edu
 Press Row Phone (561) 297-4092
 SID Fax 561-297-3963
 SID Mailing Address Tom Oxley Athletic Center
 777 Glades Road
 Boca Raton, FL 33441

Troy

Western Kentucky

Florida Atlantic Administration



Dr. Mary Jane Saunders
President



Dr. Eric Shaw
Faculty Athletics Rep



Craig Angelos
Athletics Director



Melissa Dawson
Senior Woman Administrator




No. **22**
Greg Gantt


Class Junior

Position Guard

GP/GS	AVG	FG PCT	3PT PCT	FT PCT	RB AVG	AST	STL
32/32	14.0	45.9%	31.9%	69.9%	3.9	29	23



Florida Atlantic **OWLS**



No. **2** Class.....Junior
 Position.....Guard
Raymond Taylor

GP/GS	AVG	FG PCT	3PT PCT	FT PCT	RB AVG	AST	STL
31/21	11.6	36.7%	33%	69.5%	3.5	121	46

Joined League: 2004

Location: Boca Raton, Fla.

Enrollment: 28,000

Nickname: Owls

Notable Alumni: Frank Brogan, Former Lieutenant Governor — State of Florida, former FAU President; Luis Alberto Moreno, Colombian Ambassador to the United States; Carol W. Hunstein, Supreme Court Judge-State of Georgia; Dr. Mark Dean, Co-developer of the IBM PC; Maynard Webb, President, eBay Technologies, Inc; Scott Thompson, comedian known as Carrot Top; NASA astronaut Steven Swanson; R. David Paulison, Administrator of the Federal Emergency Management Agency.

Florida Atlantic University opened in 1964 as the first public university in southeast Florida and the first university in the nation to offer only upper-division and graduate level courses. Although initial enrollment was only 867 students, this number increased in 1984 when the university admitted its first undergraduate students. As of 2008, enrollment has grown to approximately 27,000 students representing 139 countries, 48 states and the District of Columbia. Since its inception, Florida Atlantic has awarded more than 110,000 degrees to nearly 105,000 alumni worldwide.

UALR

Arkansas State

Denver

Florida Atlantic

FIU

Louisiana-Lafayette

Louisiana-Monroe

Middle Tennessee

North Texas

South Alabama

Troy


Western Kentucky



2011-12 Owls Schedule					2010-11 Owls Results		
DATE	OPPONENT	LOCATION	TIME	DATE	OPPONENT	RESULT	
Nov. 12	(1) vs. Portland	Seattle, WA	TBA	Nov. 12	(1) vs. UC Davis	W, 70-63	
Nov. 13	(1) vs. Washington	Seattle, WA	TBA	Nov. 13	(1) vs. Wisconsin-Milwaukee	W, 85-76	
Nov. 14	(1) vs. Georgia State	Seattle, WA	TBA	Nov. 14	(1) at Portland	L, 75-89	
Nov. 16	at American	Washington D.C.	6:30 PM	NOV. 17	WARNER SOUTHERN	W, 88-58	
NOV. 19	GEORGE MASON	BOCA RATON, FL	6:00 PM	NOV. 20	AMERICAN	L, 72-82	
Nov. 22	at Hofstra	Hempstead, NY	TBA	Nov. 23	at No. 14/16 Florida	L, 66-79	
Nov. 26	at USF	Tampa, FL	6:00 PM	Nov. 27	at George Mason	L, 51-66	
Nov. 30	at Kansas	Lawrence, KS	7:00 PM	Nov. 30	at Mississippi State	W, 61-59	
DEC. 10	WARNER SOUTHERN	BOCA RATON, FL	6:00 PM	DEC. 4	SOUTH FLORIDA	W, 50-42	
Dec. 13	at Mississippi State	Starkville, MS	TBA	Dec. 11	at Hofstra	W, 63-59	
Dec. 17	(2) vs. Miami	Sunrise, FL	12:00 PM	Dec. 13	at Siena	L, 69-72	
Dec. 22	at Harvard	Cambridge, MA	6:00 PM	Dec. 16	at Troy *	W, 82-77 (OT)	
DEC. 28	SIENA	BOCA RATON, FL	6:00 PM	Dec. 19	at Louisiana-Monroe *	W, 60-58	
Dec. 31	at Louisiana-Lafayette *	Lafayette, LA	4:15 PM	Dec. 22	at DePaul	L, 62-71	
JAN. 5	LOUISIANA-MONROE *	BOCA RATON, FL	6:00 PM	JAN. 3	FLORIDA MEMORIAL	W, 94-76	
Jan. 7	at UALR *	Little Rock, AR	7:00 PM	JAN. 6	SOUTH ALABAMA *	W, 65-57	
Jan. 9	at Arkansas State *	Jonesboro, AR	7:05 PM	JAN. 8	ARKANSAS STATE *	W, 61-57	
JAN. 14	MIDDLE TENNESSEE *	BOCA RATON, FL	6:00 PM	JAN. 11	MANHATTAN	W, 57-50	
Jan. 19	at Troy *	Troy, AL	7:30 PM	Jan. 13	at Middle Tennessee *	W, 71-61	
Jan. 21	at FIU *	Miami, FL	TBA	Jan. 15	at WKU *	W, 78-73	
JAN. 26	WESTERN KENTUCKY *	BOCA RATON, FL	6:00 PM	JAN. 22	UALR %*	W, 88-71	
Feb. 2	at South Alabama *	Mobile, AL	7:05 PM	JAN. 27	MIDDLE TENNESSEE *	W, 62-51	
FEB. 4	FIU *	BOCA RATON, FL	6:00 PM	JAN. 29	WKU *	L, 53-57	
FEB. 9	DENVER *	BOCA RATON, FL	6:00 PM	Feb. 3	at North Texas *	W, 72-55	
FEB. 11	NORTH TEXAS *	BOCA RATON, FL	6:00 PM	FEB. 5	FIU *	W, 73-72	
Feb. 16	at Western Kentucky *	Bowling Green, KY	7:00 PM	Feb. 10	at Denver *	L, 42-69	
Feb. 18	at Middle Tennessee *	Murfreesboro, TN	TBA	FEB. 12	LOUISIANA-LAFAYETTE *	L, 64-72	
FEB. 23	SOUTH ALABAMA *	BOCA RATON, FL	6:00 PM	Feb. 19	at FIU *	W, 80-79 (OT)	
FEB. 25	TROY *	BOCA RATON, FL	6:00 PM	FEB. 24	TROY *	W, 77-60	
Mar. 3-6	(3) at Sun Belt Conference Tournament	Hot Springs, Ark.	TBA	Feb. 27	at South Alabama *	W, 74-64	
				Mar. 6	(2) vs. (W4) North Texas	L, 64-78	
				Mar. 16	(3) at Miami (Fla.)	L, 62-85	
(1) Basketball Travelers Tournament - Seattle, Wash. (2) Orange Bowl Classic - Sunrise, Fla. (3) Sun Belt Conference Tournament - Hot Springs, Ark. * - Denotes Sun Belt Conference Game All Times Central (CT) and are Subject to Change Home games in BOLD CAPS				(1) MTE Classic - Portland, Ore. (2) Sun Belt Conference Tournament - Hot Springs, Ark. (3) NIT First Round - Miami, Fla. * Denotes Sun Belt Conference Game / Home games in BOLD CAPS			


2011-12 Owls Numerical Roster						
NO.	NAME	POS.	HT.	WT.	YR.	HOMETOWN
1	Shavar Richardson	G	6-3	180	SR	Brooklyn, N.Y.
2	Raymond Taylor	G	5-6	145	JR	Miami, Fla.a.
4	Andre Mattison	F	6-7	220	JR	Washington D.C.
5	Alex Tucker	G	5-11	165	SR	San Pedro, Calif.
10	Dennis Mavin	G	6-3	175	SO	Gainesville, Fla.a.
13	Jelani Floyd	F	6-8	230	GR	Chicago, Ill.
21	Jordan McCoy	F	6-6	190	JR	Orlando, Fla.
22	Greg Gantt	G	6-2	205	JR	Gainesville, Fla.
25	Pablo Bertone	G	6-2	195	SO	Philadelphia, Pa.
52	Kore White	F	6-8	225	JR	Fort Lauderdale, Fla.
31	Omari Grier	G	6-4	185	FR	Emile, N.J.
44	Kelvin Penn	F	6-7		FR	Tacoma, Wash.
3	Dragan Sekelja*	C	7-1	265	JR	Zagreb, Croatia
*- Will sit out 2011-2012 season due to NCAA DI transfer rule						

2011-12 Owls Basketball Newcomers						
NO.	NAME	POS.	HT.	WT.	YR.	HOMETOWN
13	Jelani Floyd	F	6-8	230	GR	Chicago, Ill.
31	Omari Grier	G	6-4	185	FR	Emile, N.J.
44	Kelvin Penn	F	6-7		FR	Tacoma, Wash.
3	Dragan Sekelja	C	7-1	265	JR	Zagreb, Croatia



Led the team in scoring (14.0 ppg) for the second straight season...made Athletes in Action Classic All-Tournament team after averaging 14 points per game over three games...scored 20 points in back to back games (at Portland and vs. Warner)...had 18 points in loss to American...tallied 17 points in return to Gainesville in loss to Florida...had 12 points in 61-59 win over Mississippi St...averaged more than 15 points a game during team's five-game December road trip, capped off with a 20-point, eight rebound performance against DePaul...had season-high 28 points in 94-76 win over Florida Memorial...

provided game sealing defensive plays in wins over Arkansas St. and Manhattan scored in double figures in eight straight games, including 16 in win over UALR...tied season high by making five three-pointers against North Texas...scored 19 points and grabbed defensive rebound that led to game winning basket vs. FIU...named Sun Belt Player of the Week...had 21 points and pulled down a career high nine rebounds in 80-78 win at FIU...named Second-Team All-Sun Belt...ended season fifth in school history in three pointers made.



Scored 30 points in two games at the Athletes in Action Classic to begin the season...had season high 12 assists vs. Warner...tallied 13 points and five rebounds at Florida...tallied 14 points, five assists and five rebounds in win at Hofstra...became first FAU player to be named Sun Belt Player of the Week in nearly three years, after averaging 22 points, seven rebounds and four assists in wins over Troy and ULM...had 11 assists in win over Florida Memorial...scored 15 in win vs. South Alabama...sealed win over Arkansas State with a last second layin...had a career high 26 points and provided stout defense in 71-61 win at Middle Tennessee...scored 13 points and dished out eight assists in 88-71 win over UALR on ESPN2...in rematch against Middle Tennessee, scored 21 points and was a constant defensive presence...in 72-55 win at North Texas scored 17 points and helped hold Josh White to just one point...had 11 points and seven assists in win over Troy that clinched regular season conference title...First Team All-Sun Belt and First Team NABC All-District...named Team MVP.

Florida Atlantic returns four starters from last year's Eastern Division championship team, including All-SBC First Team


Florida Atlantic Head Coach Mike Jarvis (42-53, fourth season)

Mike Jarvis is entering his 23rd season as a Division I men's basketball head coach and his fourth as coach of the Florida Atlantic University Owls. Jarvis' long record of success places him among the nation's elite basketball coaches. He has taken three universities, Boston University (1985-90), George Washington University (1990-98) and St. John's University (1998-04) to the Big Dance.

In his third season at FAU, Jarvis continued his remarkable turnaround of the program. FAU garnered national attention with a 61-59 win over Mississippi State, the first win over an SEC team in school history and followed that up with a 50-42 win over USF of the Big East. Prior to the season, FAU had just three wins over teams from the "Big Six" conferences in its history, Jarvis led the team to two such victories in less than a week. Over the course of the season, the Owls had their best conference start in school history (8-0), and tied the school record for the longest winning streak (eight).

The Owls had the most wins in a season at the Division I level (21) in 2010-11. The Owls also won the Sun Belt regular season title and appeared in the postseason NIT, just the second time in school history that the team made a postseason appearance. For his efforts, Jarvis won the Sun Belt and NABC District 24 Coach of the Year Awards and was named a finalist for the Ben Jobe Award, given to the best minority coach in the nation.

Jarvis and his wife, Connie, live in Boca Raton and have two adult children, Mike II, his Associate Head Coach, and his daughter, Dana Shaiyen, along with two grandchildren, Geoffrey and Ian.



2010-11 OVERALL STATISTICS

##	PLAYER	GP	GS	MIN	AVG	TOTAL		PCT	3-PTS		PCT	FT	FTA	PCT	REBOUNDS			AVG	PF	FO	AST	TO	BLK	STL	PTS	AVG
						FG	FGA		3FG	FGA					OFF	DEF	TOT									
22	Gantt, Greg	32	32	967	30.2	166	362	0.459	58	182	0.319	58	83	0.699	27	97	124	3.9	54	0	29	38	0	23	448	14.0
2	Taylor, Raymond	31	21	988	31.9	121	330	0.367	61	185	0.330	57	82	0.695	19	89	108	3.5	73	2	121	69	1	46	360	11.6
40	Royster, Brett	32	32	966	30.2	96	162	0.593	0	0	0.000	72	127	0.567	57	134	191	6.0	95	5	8	41	97	14	264	8.3
52	White, Kore	32	23	725	22.7	112	231	0.485	7	18	0.389	32	66	0.485	59	102	161	5.0	92	4	29	49	31	22	263	8.2
5	Tucker, Alex	32	19	851	26.6	69	187	0.369	4	18	0.222	96	121	0.793	24	47	71	2.2	64	1	136	61	2	35	238	7.4
1	Richardson, Shavar	28	3	407	14.5	54	150	0.360	28	83	0.337	30	34	0.882	8	19	27	1.0	31	1	28	22	3	11	166	5.9
21	McCoy, Jordan	32	5	602	18.8	64	107	0.598	0	1	0.000	41	64	0.641	54	64	118	3.7	70	1	2	20	16	17	169	5.3
10	Mavin, Dennis	32	12	441	13.8	54	140	0.386	2	13	0.154	55	86	0.640	21	48	69	2.2	40	0	22	30	1	15	165	5.2
35	Stewart, Darren	1	0	3	3.0	1	1	1.000	0	0	0.000	1	2	0.500	0	0	0	0.0	0	0	0	0	0	0	3	3.0
25	Bertone, Pablo	29	9	262	9.0	34	69	0.493	7	15	0.467	7	13	0.538	17	25	42	1.4	35	0	20	17	3	4	82	2.8
12	O'Sullivan, Dylan	1	0	7	7.0	1	1	1.000	0	0	0.000	0	1	0.000	0	0	0	0.0	0	0	1	0	0	0	2	2.0
4	Mattison, Andre	20	0	105	5.3	8	14	0.571	0	0	0.000	5	9	0.556	8	11	19	1.0	8	0	0	2	3	2	21	1.1
50	Simpson, Demonte	5	0	13	2.6	1	3	0.333	0	0	0.000	2	3	0.667	2	3	5	1.0	3	0	0	0	0	0	4	0.8
55	Davis, Justin	17	4	114	6.7	3	8	0.375	0	0	0.000	0	1	0.000	8	12	20	1.2	21	0	0	4	1	2	6	0.4
TOTAL.....		32				784	1765	0.444	167	515	0.324	456	692	0.659	361	709	1070	33.4	587	14	396	360	158	191	2191	68.5
OPPONENTS.....		32				743	1728	0.430	175	493	0.355	476	673	0.707	372	738	1110	34.7	617	-	332	405	105	171	2137	66.8

2010-11 SUN BELT CONFERENCE ONLY STATISTICS

##	PLAYER	GP	GS	MIN	AVG	TOTAL		PCT	3-PTS		PCT	FT	FTA	PCT	REBOUNDS			AVG	PF	FO	AST	TO	BLK	STL	PTS	AVG
						FG	FGA		3FG	FGA					OFF	DEF	TOT									
2	Taylor, Raymond	16	16	550	34.4	74	188	0.394	41	109	0.376	39	51	0.765	14	44	58	3.6	34	1	59	38	1	27	228	14.3
22	Gantt, Greg	16	16	490	30.6	70	172	0.407	26	95	0.274	27	38	0.711	5	48	53	3.3	27	0	14	18	0	11	193	12.1
40	Royster, Brett	16	16	491	30.7	56	88	0.636	0	0	0.000	38	69	0.551	31	78	109	6.8	47	2	5	19	47	9	150	9.4
52	White, Kore	16	10	353	22.1	55	105	0.524	2	5	0.400	17	34	0.500	29	53	82	5.1	38	1	15	25	13	14	129	8.1
5	Tucker, Alex	16	6	418	26.1	32	84	0.381	2	9	0.222	48	64	0.750	9	24	33	2.1	34	1	83	31	2	19	114	7.1
1	Richardson, Shavar	15	2	244	16.3	32	77	0.416	19	47	0.404	17	18	0.944	0	11	11	0.7	18	0	18	15	2	7	100	6.7
21	McCoy, Jordan	16	4	337	21.1	39	60	0.650	0	0	0.000	23	37	0.622	30	30	60	3.8	37	1	1	15	11	10	101	6.3
25	Bertone, Pablo	15	8	137	9.1	20	41	0.488	6	13	0.462	0	2	0.000	13	15	28	1.9	19	0	10	12	2	2	46	3.1
10	Mavin, Dennis	16	0	140	8.8	9	38	0.237	0	1	0.000	13	23	0.565	8	15	23	1.4	17	0	6	10	0	5	31	1.9
55	Davis, Justin	6	2	39	6.5	2	3	0.667	0	0	0.000	0	1	0.000	2	2	4	0.7	7	0	0	2	0	2	4	0.7
4	Mattison, Andre	12	0	50	4.2	2	5	0.400	0	0	0.000	2	2	1.000	4	7	11	0.9	4	0	0	2	1	0	6	0.5
TOTAL.....		16				391	861	0.454	96	279	0.344	224	339	0.661	173	357	530	33.1	282	6	211	191	79	106	1102	68.9
OPPONENTS.....		16				365	873	0.418	91	236	0.386	211	316	0.668	197	357	554	34.6	304	-	158	214	57	88	1032	64.5

UALR



FIU PANTHERS

Arkansas State

School Quick Facts

President	Dr. Mark B. Rosenberg
Faculty Representative	Dr. Stephen M. Fain
Athletics Director	Pete Garcia
SWA	Julie Berg
Location	Miami, Florida
Founded	1965
Enrollment	44,000
Nickname	Panthers
Colors	Blue and Gold
Arena/Gym Name	U.S. Century Bank Arena
Capacity	5,000
Athletic Dept. Phone	(305) 348-2756
Ticket Office Phone	(305) FIU-GAME
Website	www.fiusports.com
First Year of Basketball	1981-82
Overall All-Time Record	318-506 (.386)
No. Years in NCAA Tournament	1
Last Appearance	1995
Last Opponent (Result)	UCLA (L, 56-95)
No. Years in NIT	0
Last Appearance	N/A
Last Opponent (Result)	N/A

Denver

Florida Atlantic

FIU

Louisiana-Lafayette

Louisiana-Monroe

Middle Tennessee

North Texas

South Alabama

Troy

Western Kentucky

FIU Administration



Dr. Mark B. Rosenberg
President



Dr. Stephen Fain
Faculty Athletics Rep



Pete Garcia
Athletics Director



Julie Berg
Senior Woman Administrator

Basketball Facts

Head Coach	Isiah Thomas
Alma Mater, Year	Indiana, 1987
Record at FIU (Years)	18-44 (two)
Career Record	Same
Assistant Coach	Frank Holloway
Alma Mater, Year	Lindsey Wilson, 2004
Years at FIU	3rd Season
Assistant Coach	William Eddie, Jr.
Alma Mater, Year	Northern Michigan, 1976
Years at FIU	3rd Season
Assistant Coach	Scott Aduabato
Alma Mater, Year	Upsala College, 1987
Years at FIU	1st Season
Director of Basketball Ops	Hashim Ali Alauddeen
Years at FIU	3rd Season
Administrative Coordinator	Raquel Burnett
Basketball Office Phone	(305) 348-0504
Athletic Trainer	Dennis Coonan

Team Facts

2010-11 Overall Record	11-19
Conference Record/Finish	5-11 (6th East)
Starters Returning/Lost	2/3
Letterwinners Returning/Lost	9/9
Newcomers	4
MBB Contact	Paul Dodson
Office	(305) 348-3164
Email	pdodson@fiu.edu
Press Row Phone	(305) 348-3702
SID Fax	(305) 348-2963
SID Mailing Address	FIU-Modesto A. Maidique Campus 11200 SW 8 Street U.S. Century Bank Arena Room 211 Miami, FL 33199

No. 3

Class..... Sophomore



Position..... Forward

Dominique Ferguson

GP/GS	AVG	FG PCT	3PT PCT	FT PCT	RB AVG	AST	STL
20/20	7.1	37.7%	27.9%	58.7%	4.8	11	11



FIU PANTHERS



No. **14**
DeJuan Wright

Class.....Senior
Position.....Guard

GP/GS	AVG	FG PCT	3PT PCT	FT PCT	RB AVG	AST	STL
29/15	14.5	53.4%	46.9%	70.4%	6.7	34	50

Joined League: 1998

Location: Miami, Fla.

Enrollment: 44,000

Nickname: Panthers

Notable Alumni: Ileana Ros-Lehtinen, first Hispanic woman elected to U.S. Congress; Liz Balmaseda, recipient of two Pulitzer Prizes; Tayna Lawrence, first ever FIU alumnus to win Olympic medal; Mike Lowell, Boston Red Sox 3rd baseman and 2007 World Series MVP; actor Andy Garcia.

FIU opened for classes in 1972 with 5,667 students—the largest opening day enrollment in U.S. collegiate history. Today it has more than 40,000 students, 1,000+ full-time faculty and more than 135,000 alumni. FIU is one of the 25 largest universities in the nation, based on enrollment. Ninety-six percent of the University's full-time faculty hold doctorates or the highest degree attainable in their field. Of the 44,000 students who currently attend FIU, approximately 35,000 are residents of Florida, of which 77 percent are from Miami-Dade County. A perfect fit for South Floridians who wish to stay close to home while earning an affordable, high-quality degree, FIU has established its reputation as Miami's premier public research university. This reflects tenured or tenure-seeking faculty. FIU has two campuses, the 344-acre Modesto A. Maidique campus in western Miami-Dade County, and the 200-acre Biscayne Bay Campus in northeast Miami-Dade County.

UALR

Arkansas State

Denver

Florida Atlantic

FIU

Louisiana-Lafayette

Louisiana-Monroe

Middle Tennessee

North Texas

South Alabama

Troy

Western Kentucky



FIU Head Coach Isiah Thomas (18-44, third season)

With a reputation of finding and developing young talent on the basketball court, Isiah Lord Thomas III was named as the sixth head coach in FIU men's basketball history when he was introduced to a throng of local and national media during a gathering on April 15, 2009.

Through his first two seasons as head coach of the Panthers, Thomas has built a foundation for success.

He has compiled an 18-44 record since arriving at FIU, including an 11-19 mark during the 2010-2011 campaign. The Panthers were listed in the top 14 percent among 336 teams for "Most Improved Teams in 2011" by the NCAA. During his second season at the helm, Thomas' squad was one of the most-potent offenses in the Sun Belt Conference, averaging 71.7 points-per-game. The team also rated as one of the nation's best in steals, ranking No. 28 nationally in steals-per-game (8.3 spg). The Panthers registered a 5-11 mark in Sun Belt Conference action, while advancing to the Sun Belt Tournament semifinals.

However, the biggest success of the 2010-2011 season for Thomas came in the classroom, as all five seniors received degrees from FIU.

The Panthers finished Thomas' first season with a 7-25 record (4-14 Sun Belt Conference) and a No. 11 seed in the Sun Belt Conference Tournament. Thomas collected his first-career victory defeating Florida Memorial, 88-82, on Nov. 17, 2009, and he earned his first-career conference victory with an 80-70 (OT) win at North Texas on Dec. 20, 2009. Despite a number of key injuries and a difficult schedule which saw the Panthers host just 13 home games, FIU battled each and every night. In five of the team's last seven games, the Panthers lost by three points or less.

**2010-11 OVERALL STATISTICS**

#	PLAYER	TOTAL						3-PTS			REBOUNDS										AVG					
		GP	GS	MIN	AVG	FG	FGA	PCT	3FG	FGA	PCT	FT	FTA	PCT	OFF	DEF	TOT	AVG	PF	FO		AST	TO	BLK	STL	PTS
14	Wright, DeJuan	29	15	878	30.3	140	262	0.534	15	32	0.469	126	179	0.704	80	115	195	6.7	81	3	34	73	19	50	421	14.5
34	Legion, Alex	10	2	281	28.1	49	106	0.462	25	58	0.431	7	11	0.636	13	38	51	5.1	21	0	13	14	4	10	130	13.0
15	Frederick, Eric	28	17	709	25.3	134	281	0.477	26	74	0.351	58	101	0.574	33	149	182	6.5	79	2	17	51	9	20	352	12.6
11	Roberts, Marvin	28	28	792	28.3	103	256	0.402	12	59	0.203	92	130	0.708	35	81	116	4.1	66	2	55	77	9	20	310	11.1
4	Gary, Phil	29	28	867	29.9	80	180	0.444	23	66	0.348	95	141	0.674	20	45	65	2.2	74	3	95	56	5	45	278	9.6
32	Allen, Jeremy	27	26	622	23.0	69	161	0.429	20	63	0.317	42	46	0.913	24	30	54	2.0	77	4	26	41	3	37	200	7.4
10	Taylor, Phil	12	0	252	21.0	22	65	0.338	11	37	0.297	33	42	0.786	7	16	23	1.9	21	0	17	18	0	9	88	7.3
33	Ferguson, Dominique	20	20	534	26.7	46	122	0.377	12	43	0.279	37	63	0.587	40	56	96	4.8	60	4	11	25	30	11	141	7.1
3	Russell, Tremayne	22	1	307	14.0	30	57	0.526	9	16	0.563	18	31	0.581	5	34	39	1.8	49	4	16	33	3	12	87	4.0
21	Pack, Richard	10	0	83	8.3	6	24	0.250	2	14	0.143	12	17	0.706	10	5	15	1.5	9	0	2	6	1	5	26	2.6
12	Bell, Cameron	17	1	184	10.8	11	23	0.478	4	7	0.571	17	21	0.810	9	15	24	1.4	25	1	11	7	3	2	43	2.5
5	Kee, Martavis	10	2	141	14.1	8	27	0.296	2	12	0.167	0	2	0.000	3	7	10	1.0	10	0	10	10	1	9	18	1.8
22	Moore, Brandon	26	7	271	10.4	13	40	0.325	0	0	0.000	9	12	0.750	16	20	36	1.4	36	1	7	20	25	14	35	1.3
2	Weaver, Stephon	17	3	165	9.7	6	30	0.200	2	15	0.133	4	6	0.667	5	11	16	0.9	15	0	6	5	0	4	18	1.1
24	Anderson, Anthony	7	0	14	2.0	1	4	0.250	1	4	0.250	0	0	0.000	0	4	4	0.6	1	0	0	1	0	0	3	0.4
TOTAL.....		30				718	1638	0.438	164	500	0.328	550	802	0.686	346	671	1017	33.9	625	24	320	441	112	248	2150	71.7
OPPONENTS.....		30				766	1712	0.447	224	645	0.347	506	718	0.705	394	719	1113	37.1	641	-	415	458	126	205	2262	75.4

2010-11 SUN BELT CONFERENCE ONLY STATISTICS

##	PLAYER	GP	GS	MIN	AVG	TOTAL		PCT	3-PTS		FT	FTA	PCT	REBOUNDS			AVG	PF	FO	AST	TO	BLK	STL	PTS	AVG	
						FG	FGA		3FG	FGA				OFF	DEF	TOT										
14	Wright, DeJuan	15	5	472	31.5	76	145	0.524	4	15	0.267	74	103	0.718	40	59	99	6.6	40	1	22	34	8	33	230	15.3
31	Legion, Alex	7	0	182	26.0	32	69	0.464	16	34	0.471	6	9	0.667	8	19	27	3.9	15	0	6	9	3	6	86	12.3
11	Roberts, Marvin	15	15	419	27.9	61	131	0.466	7	26	0.269	46	64	0.719	20	36	56	3.7	30	0	32	36	4	10	175	11.7
15	Frederick, Eric	14	11	362	25.9	57	128	0.445	10	30	0.333	25	49	0.510	17	77	94	6.7	42	1	9	26	5	9	149	10.6
4	Gary, Phil	16	16	502	31.4	51	103	0.495	16	35	0.457	51	76	0.671	9	23	32	2.0	46	1	56	28	3	20	169	10.6
10	Taylor, Phil	10	0	231	23.1	21	61	0.344	11	36	0.306	31	40	0.775	6	14	20	2.0	20	0	17	15	0	9	84	8.4
33	Ferguson, Dominique	16	16	412	25.8	38	96	0.396	11	36	0.306	32	55	0.582	36	41	77	4.8	47	4	9	11	22	8	119	7.4
32	Allen, Jeremy	16	16	361	22.6	37	86	0.430	12	36	0.333	24	25	0.960	15	17	32	2.0	48	3	17	28	2	17	110	6.9
21	Pack, Richard	1	0	7	7.0	2	3	0.667	0	0	0.000	0	1	0.000	1	0	1	1.0	3	0	1	1	0	0	4	4.0
12	Bell, Cameron	9	1	135	15.0	6	17	0.353	0	2	0.000	15	19	0.789	7	12	19	2.1	19	1	7	4	3	2	27	3.0
3	Russell, Tremayne	9	0	108	12.0	8	22	0.364	3	6	0.500	5	11	0.455	1	13	14	1.6	19	0	4	9	0	3	24	2.7
22	Moore, Brandon	12	0	84	7.0	4	14	0.286	0	0	0.000	0	0	0.000	6	6	12	1.0	11	0	2	9	10	4	8	0.7
2	Weaver, Stephon	4	0	21	5.3	1	3	0.333	0	0	0.000	0	0	0.000	0	1	1	0.3	4	0	1	0	0	0	2	0.5
24	Anderson, Anthony	2	0	1	0.5	0	1	0.000	0	1	0.000	0	0	0.000	0	0	0	0.0	0	0	0	0	0	0	0	0.0
5	Kee, Martavis	1	0	3	3.0	0	1	0.000	0	0	0.000	0	0	0.000	0	0	0	0.0	0	0	0	0	0	0	0	0.0
TOTAL.....		16				394	880	0.448	90	257	0.35	309	452	0.684	191	341	532	33.2	345	11	183	212	60	121	1187	74.2
OPPONENTS.....		16				419	912	0.459	108	321	0.336	289	391	0.739	210	376	586	36.6	350	-	221	234	67	92	1235	77.2



UALR



Louisiana-Lafayette **RAGIN' CAJUNS**

Arkansas State

School Quick Facts

President Dr. E. Joseph Savoie
 Faculty Representative Anita Hazelwood
 Interim Director of Athletics Scott Farmer
 SWA Sherry LeBas
 Location Lafayette, Louisiana
 Founded 1898
 Enrollment 16,855
 Nickname Ragin' Cajuns
 Colors Vermilion and White
 Arena/Gym Name Cajundome
 Capacity 11,550
 Athletic Dept. Phone (337) 482-5393
 Ticket Office Phone (337) 851-2011
 Website www.RaginCajuns.com
 First Year of Basketball 1911-12
 Overall All-Time Record 1,280-968 (.569)
 No. Years in NCAA Tournament 5
 Last Appearance 2000
 Last Opponent (Result) Tennessee (L, 58-63)
 No. Years in NIT 5
 Last Appearance 2003
 Last Opponent (Result) UAB (L, 80-82)

Denver

Florida Atlantic

FIU

Louisiana-Lafayette

Louisiana-Monroe

Middle Tennessee

North Texas

South Alabama

Troy

Western Kentucky

Louisiana-Lafayette Administration



Dr. E. Joseph Savoie
President



Anita Hazelwood
Faculty Athletics Rep



Scott Farmer
Interim Director of Athletics



Sherry LeBas
Senior Woman Administrator

Basketball Facts

Head Coach Bob Marlin
 Alma Mater, Year Mississippi State, 1981
 Record at ULL (Years) 14-15 (one)
 Career Record 362-181 (19)
 Assistant Coach Neil Hardin
 Alma Mater, Year West Florida, 1995
 Years at ULL 2nd Season
 Assistant Coach Kevin Johnson
 Alma Mater, Year Texas-Pan American, 1988
 Years at ULL 2nd Season
 Assistant Coach Nikita Johnson
 Alma Mater, Year West Georgia, 1989
 Years at ULL 2nd Season
 Director of Basketball Ops Brock Morris
 Years at ULL 2nd Season
 Alma Mater, Year Alabama, 2008
 Administrative Coordinator Angela Romero
 Basketball Office Phone (337) 262-3865
 Basketball Office Fax (337) 482-6529
 Athletic Trainer B.J. Duplantis

Team Facts

2010-11 Overall Record 14-15
 Conference Record/Finish 11-5 (t-1st West)
 Starters Returning/Lost 3/2
 Letterwinners Returning/Lost 6/6
 Newcomers 7
 MBB Contact Matt Hebert
 Office (337) 482-6330
 Cell (337) 288-6023
 Email matth@louisiana.edu
 Press Row Phone (337) 265-2284
 SID Fax (337) 482-6529
 SID Mailing Address ULL Athletics Media Relations
 Cox Communications Athletic Center
 201 Reinhardt Drive
 Lafayette, LA 70506

No. 1
Josh Brown

Class Senior

Position Guard

GP/GS	AVG	FG PCT	3PT PCT	FT PCT	RB AVG	AST	STL
21/9	11.0	43.1%	31%	54.5%	5.5	16	14



Louisiana-Lafayette **RAGIN' CAJUNS**



UAB

Arkansas State

Denver

Florida Atlantic

FIU

Louisiana-Lafayette

Louisiana-Monroe


Middle Tennessee

North Texas

South Alabama

Troy

Western Kentucky



No. **5**
J.J. Thomas

Class.....Sophomore
Position.....Forward

GP/GS	AVG	FG PCT	3PT PCT	FT PCT	RB AVG	AST	STL
25/21	11.3	45.4%	30.3%	65%	6.2	20	8

Joined League: 1991

Location: Lafayette, La.

Enrollment: 16,855

Nickname: Ragin' Cajuns

Notable Alumni: Kathleen Blanco, former Governor of Louisiana; Former U.S. Senator John Breaux of Louisiana; Ali Landry, 1996 Miss USA; Hollis Conway, 2-time Olympic Medalist-Track & Field; Brian Mitchell, NFL All-Time leader in all-purpose yards; Jake Delhomme, quarterback Cleveland Browns.

Louisiana-Lafayette is a coeducational public research university located in the heart of Acadiana. It is the largest campus within the eight-campus University of Louisiana System and is the second largest university in the state of Louisiana. Founded in 1898 as an industrial institute, Louisiana-Lafayette is recognized for excellence in computer science and its graduate program in evolutionary and environmental biology. It offers Louisiana's only PhD in Francophone studies, only doctoral degree in cognitive science and only industrial design degree. The campus consists of 137 acres lined by live oak trees. Its quadrangle is encircled by a "Walk of Honor" path which contains more than 80,000 bricks bearing the names of every graduate, beginning with the first graduating class of 1903. Also centered in the campus is Cypress Lake, a swamp-like microcosm of the nearby Atchafalaya Basin, home to alligators, turtles, birds and fish.



2011-12 Ragin' Cajuns Schedule				2010-11 Ragin' Cajuns Results			
UALR	DATE	OPPONENT	LOCATION	TIME	DATE	OPPONENT	RESULT
	Nov. 11	(1) vs. Northern Arizona	San Francisco, Calif.	10:30 PM	NOV. 12	NEW MEXICO STATE	L, 76-92
	Nov. 12	(1) vs. North Dakota State	San Francisco, Calif.	10:30 PM	NOV. 15	LOUISIANA COLLEGE	W, 91-66
	Nov. 13	(1) at San Francisco	San Francisco, Calif.	5:30 PM	Nov. 17	at Creighton	L, 58-63
Arkansas State	NOV. 18	(2) HOUSTON BAPTIST	LAFAYETTE, LA.	7:30 PM	NOV. 19	CLEVELAND STATE	L, 55-60
	NOV. 19	(2) CAL STATE FULLERTON	LAFAYETTE, LA.	7:30 PM	Nov. 23	at Houston	L, 65-78
	NOV. 20	(2) NICHOLLS STATE	LAFAYETTE, LA.	3:30 PM	Dec. 1	at McNeese State	L, 66-69
	Nov. 26	at Duquesne	Pittsburgh, Pa.	6:00 PM	Dec. 4	at Tulane	L, 52-63
Denver	Nov. 28	at Kent State	Kent, Ohio	TBA	DEC. 12	TEXAS COLLEGE	L, 74-77
	DEC. 1	MCNEESE STATE	LAFAYETTE, LA.	7:05 PM	Dec. 15	at UCF	L, 58-79
	Dec. 3	at Lamar	Beaumont, Texas	TBA	DEC. 19	LAMAR	W, 68-65
	DEC. 12	DILLARD	LAFAYETTE, LA.	7:05 PM	Dec. 21	at New Mexico State	L, 76-82
Florida Atlantic	Dec. 14	at Ole Miss	Oxford, Miss.	7:00 PM	Dec. 30	at Denver *	L, 52-65
	Dec. 17	at Robert Morris	Moon Township, Pa.	6:00 PM	Jan. 1	at North Texas *	L, 63-80
	DEC. 21	CENTRAL FLORIDA	LAFAYETTE, LA.	7:05 PM	JAN. 6	TROY *	W, 93-91
	DEC. 31	FLORIDA ATLANTIC *	LAFAYETTE, LA.	4:15 PM	JAN. 8	MIDDLE TENNESSEE *	L, 91-93 (OT)
FIU	Jan. 5	at Western Kentucky *	Bowling Green, Ky.	7:00 PM	Jan. 13	at Arkansas State *	L, 65-74
	Jan. 7	at Middle Tennessee *	Murfreesboro, Tenn.	TBA	Jan. 15	at UALR *	L, 68-73
	JAN. 12	SOUTH ALABAMA *	LAFAYETTE, LA.	7:05 PM	JAN. 19	CENTENARY	W, 94-62
	JAN. 14	FIU *	LAFAYETTE, LA.	7:15 PM	JAN. 22	LOUISIANA-MONROE *	W, 84-75
Louisiana-Lafayette	Jan. 19	at UALR *	Little Rock, Ark.	7:00 PM	JAN. 27	NORTH TEXAS *	W, 93-88
	Jan. 21	at Arkansas State *	Jonesboro, Ark.	7:05 PM	Jan. 30	at South Alabama *	W, 76-70 (OT)
	JAN. 25	NORTH TEXAS *	LAFAYETTE, LA.	7:15 PM	FEB. 5	UALR *	W, 67-66
	Jan. 28	at Louisiana-Monroe *	Monroe, La.	4:00 PM	Feb. 10	at FIU *	W, 72-68
Louisiana-Monroe	FEB. 2	DENVER *	LAFAYETTE, LA.	7:05 PM	Feb. 12	at Florida Atlantic *	W, 72-64
	Feb. 4	at Troy *	Troy, Ala.	7:30 PM	FEB. 17	ARKANSAS STATE *	W, 64-61
	FEB. 9	UALR *	LAFAYETTE, LA.	7:05 PM	FEB. 19	WKU *	W, 67-64
	FEB. 11	ARKANSAS STATE *	LAFAYETTE, LA.	7:15 PM	FEB. 24	DENVER *	W, 58-52
Middle Tennessee	Feb. 16	at Denver *	Denver, Colo.	8:00 PM	Feb. 26	at Louisiana-Monroe *	W, 61-46
	Feb. 18	at North Texas *	Denton, Texas	7:00 PM	Mar. 6	(1) vs. (E3) WKU	L, 76-81
	FEB. 25	LOUISIANA-MONROE *	LAFAYETTE, LA.	7:15 PM			
	Mar. 3-6	(3) at Sun Belt Conference Tournament	Hot Springs, Ark.	TBA			
(1) San Francisco Hilltop Challenge - San Francisco, Calif. (2) Beryl Shipley Classic - Lafayette, La. (3) Sun Belt Conference Tournament - Hot Springs, Ark. * Denotes Sun Belt Conference Game All Times Central (CT) and are Subject to Change Home games in BOLD CAPS				(1) Sun Belt Conference Tournament - Hot Springs, Ark. * Denotes Sun Belt Conference Game / Home games in BOLD CAPS			
2011-12 Ragin' Cajuns Numerical Roster				Josh Brown › Sr. › G › 6-3 › 190			
North Texas	NO.	NAME	POS.	HT.	WT.	YR.	HOMETOWN
	0	Bryant Mbamalu	G	6-2	185	SO	Houston, Texas
	1	Josh Brown	G	6-4	200	SR	Ruston, La.
	2	Elfrid Payton	G	6-3	165	FR	Marrero, La.
Troy	3	Darnell Jackson	G	6-3	215	JR	Savannah, Ga.
	4	Scottie Farrington	F	6-7	195	SR	Nassau, Bahamas
	5	J.J. Thomas	F	6-5	220	SO	Opelousas, La.
	11	Donovan Williams	G	6-1	180	RS-FR	Cecilia, La.
South Alabama	13	Alan-Michael Thompson	G	6-1	170	JR	Florence, S.C.
	15	David Perez	G	6-3	200	SR	New Iberia, La.
	20	Kentwan Smith	F	6-8	190	FR	Piney Woods, Miss.
	21	Darshawn McClellan	F	6-7	240	SR	Fresno, Calif.
Western Kentucky	22	Raymone Andrews	G	6-2	180	JR	Hammond, La.
	23	Kadeem Coleby	F/C	6-9	250	JR	Nassau, Bahamas
	31	Kevin Brown*	G	6-1	200	SO	Houston, Texas
		*- Will sit out 2011-2012 season due to NCAA DI transfer rule					
2011-12 Ragin' Cajuns Basketball Newcomers				J.J. Thomas › So. › F › 6-5 › 225			
Troy	NO.	NAME	POS.	HT.	WT.	YR.	HOMETOWN
	31	Kevin Brown	G	6-2	200	SO	Houston, Texas
	23	Kadeem Coleby	F/C	6-10	235	JR	Nassau, Bahamas
	3	Darnell Jackson	G	6-4	210	JR	Savannah, Ga.
Western Kentucky	21	Darshawn McClellan	F	6-7	230	SR	Fresno, Calif.
	2	Elfrid Payton	G	6-1	160	FR	Marrero, La.
	20	Kentwan Smith	F	6-8	185	FR	Piney Woods, Miss.
	13	Alan-Michael Thompson	G	6-2	180	JR	Florence, S.C.
The 11-game win streak to end the 2010-11 season rejuvenated the fan base and attendance at the Cajundome rose				Josh Brown battled nagging injuries last season which limited him to 21 games, but still managed to average double figures scoring and place third on the team in rebounding. The Sun Belt caught a glimpse of what Brown could do for the Cajuns a year ago, and if the senior JUCO product can manage a clean bill of health this season the results could be eye-popping. Brown was the Cajuns' second leading scorer last season at 11.0 ppg despite missing eight games. He led all guards in rebounds (5.5 rpg). Quick to the basket, Brown converted 90 percent of his field goal makes within the three-point arc. The Ruston native is not your prototypical guard and his size can cause opponents to underestimate him. His slashing ability makes him an impact rebounder in addition to the inside offense he can provide.			
				J.J. Thomas enters his second season as a collegian and has already established himself as a formidable presence in the Sun Belt Conference landscape. He burst onto the scene last season and delivered one of the more dominant freshman campaigns that Ragin' Cajuns fans have seen in nearly a decade. His impact was also felt off the court as he inspired a "Fear the Beard" promotion that had all fans sporting a faux beard. As his freshman campaign wore on it became apparent that Thomas would be difficult to post up and provided matchup problems for the entire Sun Belt Conference. The numbers spoke as his conference average for points and rebounds spiked to 13.1 and 7.0, respectively. Thomas earned All-Sun Belt honors for his rookie campaign efforts, and anyone you ask would tell you that he's bound to be a perennial All-SBC performer before his career concludes.			

The 11-game win streak to end the 2010-11 season rejuvenated the fan base and attendance at the Cajundome rose to an average of 6,126 the final month.

Louisiana-Lafayette Head Coach Bob Marlin (14-15, second season)



Bob Marlin, the 2010 Skip Prosser Man of the Year award winner, began his tenure as head coach of Ragin' Cajuns men's basketball in March 2010.

Marlin's impact was immediately felt at the University of Louisiana-Lafayette as he guided the Cajuns to an 11-game win streak to end the 2010-11 regular season, which resulted in a Sun Belt West division championship.

His quick success with ULL came as no surprise to those who have tracked his career.

In 12 seasons at Sam Houston State (1998-2010), Marlin produced an overall record of 225-131 - more victories than any other Southland Conference member during that time span. Prior to Marlin's arrival in Huntsville, Texas, the Bearkats had a record of 93-202 in 11 years since moving up to Division I in 1987-88.

His last eight seasons at SHSU produced a combined record of 163-81 for an average record of 20-10. That stretch included five 20-plus win seasons, two conference championships and two NCAA Tournament berths.

Marlin's first stop as a head coach was at Pensacola State College from 1990-95. He rolled up a 123-35 record and led PSC to the 1993 NJCAA National Championship.

In 18 seasons as a head coach, Marlin has produced a 362-181 mark. He has been named Coach of the Year four times and owns 11 seasons of 20-plus wins.

His career includes stints as an assistant coach at Alabama, Marshall, Houston Baptist, and Louisiana-Monroe.

UALR

Arkansas State

Denver

Florida Atlantic

FIU

Louisiana-Lafayette

Louisiana-Monroe

Middle Tennessee

North Texas

South Alabama

Troy

Western Kentucky

2010-11 OVERALL STATISTICS

#	PLAYER	GP	GS	MIN	AVG	TOTAL		3-PTS				REBOUNDS							AVG							
						FG	FGA	PCT	3FG	FGA	PCT	FT	FTA	PCT	OFF	DEF	TOT	AVG		PF	FO	AST	TO	BLK	STL	PTS
5	Thomas, J.J.	25	21	610	24.4	104	229	0.454	10	33	0.303	65	100	0.650	48	107	155	6.2	70	3	20	43	12	8	283	11.3
1	Brown, Josh	21	9	566	27.0	93	216	0.431	9	29	0.310	36	66	0.545	46	70	116	5.5	42	2	16	31	7	14	231	11.0
3	Bureau, Travis	27	21	782	29.0	102	203	0.502	25	61	0.410	51	83	0.614	49	136	185	6.9	56	2	38	45	25	19	280	10.4
21	Gary, La'Ryan	28	16	574	20.5	94	198	0.475	18	53	0.340	77	101	0.762	41	42	83	3.0	75	3	27	53	17	26	283	10.1
2	Daigle, Randall	28	11	757	27.0	85	214	0.397	44	115	0.383	33	41	0.805	12	66	78	2.8	47	0	66	54	2	18	247	8.8
4	Farrington, Scottie	22	13	353	16.0	44	83	0.530	0	0	0.000	47	91	0.516	43	51	94	4.3	51	1	4	39	28	9	135	6.1
22	Andrews, Raymone	25	22	715	28.6	39	111	0.351	14	37	0.378	56	82	0.683	11	53	64	2.6	76	3	66	56	9	29	148	5.9
25	Mbamalu, Bryant	29	18	567	19.6	59	142	0.415	1	14	0.071	42	54	0.778	35	59	94	3.2	75	2	15	44	2	16	161	5.6
15	Perez, David	29	9	494	17.0	48	147	0.327	29	91	0.319	28	35	0.800	3	30	33	1.1	40	0	16	31	1	15	153	5.3
20	Wallace, Courtney	14	2	179	12.8	18	41	0.439	0	0	0.000	21	29	0.724	19	21	40	2.9	28	1	11	16	5	6	57	4.1
44	Mitchell, Javan	28	2	206	7.4	24	43	0.558	0	0	0.000	15	26	0.577	12	19	31	1.1	37	0	12	23	12	4	63	2.3
12	Batiste, Colby	12	1	52	4.3	4	9	0.444	0	0	0.000	2	4	0.500	5	12	17	1.4	15	0	2	5	6	0	10	0.8
31	Jones, Phillip	5	0	20	4.0	1	3	0.333	1	2	0.500	1	2	0.500	0	0	0	0.0	3	0	2	2	0	1	4	0.8
TOTAL.....		29				715	1639	0.436	151	435	0.347	474	714	0.664	381	704	1085	37.4	618	17	295	447	126	165	2055	70.9
OPPONENTS.....		29				696	1594	0.437	169	488	0.346	506	717	0.706	317	666	983	33.9	625	-	310	421	113	183	2067	71.3

2010-11 SUN BELT CONFERENCE ONLY STATISTICS

#	PLAYER	GP	GS	MIN	AVG	TOTAL		3-PTS				REBOUNDS										AVG				
						FG	PCT	3FG	FGA	PCT	FT	FTA	PCT	OFF	DEF	TOT	AVG	PF	FO	AST	TO		BLK	STL	PTS	
5	Thomas, J.J.	16	15	449	28.1	77	171	0.450	9	27	0.333	47	72	0.653	31	81	112	7.0	42	1	14	35	6	4	210	13.1
21	Gary, La'Ryan	16	11	349	21.8	57	116	0.491	14	33	0.424	47	56	0.839	25	24	49	3.1	45	2	15	29	15	15	175	10.9
3	Bureau, Travis	16	13	482	30.1	56	116	0.483	13	32	0.406	38	59	0.644	25	89	114	7.1	35	1	19	26	11	7	163	10.2
1	Brown, Josh	13	3	314	24.2	48	101	0.475	4	10	0.400	16	36	0.444	27	38	65	5.0	25	1	9	21	4	7	116	8.9
2	Daigle, Randall	15	2	354	23.6	39	97	0.402	19	49	0.388	26	30	0.867	5	23	28	1.9	27	0	27	17	1	9	123	8.2
0	Mbamalu, Bryant	16	14	361	22.6	33	85	0.388	1	10	0.100	30	37	0.811	20	36	56	3.5	44	2	9	32	1	9	97	6.1
20	Wallace, Courtney	4	0	60	15.0	5	8	0.625	0	0	0.000	14	19	0.737	5	5	10	2.5	8	0	1	3	1	3	24	6.0
22	Andrews, Raymone	16	16	456	28.5	22	64	0.344	9	20	0.450	42	60	0.700	4	28	32	2.0	51	3	43	32	5	16	95	5.9
4	Farrington, Scottie	9	6	132	14.7	14	29	0.483	0	0	0.000	17	26	0.654	11	19	30	3.3	16	0	0	16	8	2	45	5.0
44	Mitchell, Javan	16	0	130	8.1	22	35	0.629	0	0	0.000	7	13	0.538	8	13	21	1.3	21	0	4	12	10	2	51	3.2
15	Perez, David	16	0	178	11.1	12	50	0.240	9	36	0.250	12	14	0.857	3	7	10	0.6	17	0	6	11	1	4	45	2.8
12	Batiste, Colby	2	0	5	2.5	1	2	0.500	0	0	0.000	0	0	0.000	1	0	1	0.5	3	0	0	0	0	0	2	1.0
31	Jones, Phillip	2	0	5	2.5	0	0	0.000	0	0	0.000	0	0	0.000	0	0	0	0.0	1	0	0	0	0	0	0	0.0
TOTAL.....		16				386	874	0.442	78	217	0.359	296	422	0.701	200	380	580	36.2	338	10	147	235	63	78	1146	71.6
OPPONENTS.....		16				386	870	0.444	82	246	0.333	276	391	0.706	162	350	512	32	356	-	162	220	60	97	1130	70.6



UALR



Louisiana-Monroe WARHAWKS

Arkansas State

School Quick Facts

President..... Dr. Nick Bruno
 Faculty Representative Brett Bennett
 Athletics Director Bobby Staub
 SWA Tasha Fisher
 Location Monroe, Louisiana
 Founded 1931
 Enrollment 8,858
 Nickname Warhawks
 Colors Maroon & Gold
 Arena/Gym Name..... Fant-Ewing Coliseum
 Capacity 7,000
 Athletic Dept. Phone N/A
 Ticket Office Phone..... (337) 265-2100
 Website..... www.ULMWarhawks.com
 First Year of Basketball 1951-52
 Overall All-Time Record 893-748 (.544)
 No. Years in NCAA Tournament 7
 Last Appearance 1996
 Last Opponent (Result) Wake Forest (L, 62-50)
 No. Years in NIT 2
 Last Appearance 1988
 Last Opponent (Result) Arkansas State (L, 59-70)

Denver

Florida Atlantic

FIU

Louisiana-Lafayette

Louisiana-Monroe

Middle Tennessee

North Texas

South Alabama

Troy

Western Kentucky

Louisiana-Monroe Administration



Dr. Nick Bruno
President



Brett Bennett
Faculty Athletics Rep



Bobby Staub
Athletics Director



Tasha Fisher
Senior Woman Administrator

Basketball Facts

Head Coach Keith Richard
 Alma Mater, Year ULM, 1982
 Record at ULM (Years) 7-24 (one)
 Career Record 157-141 (11)
 Assistant Coach Cord Wright
 Alma Mater, Year Limestone College, 2002
 Years at ULM 2nd Season
 Assistant Coach Brandon Roberts
 Alma Mater, Year ULM, 2009
 Years at ULM 2nd Season
 Administrative Coordinator N/A
 Basketball Office Phone N/A
 Basketball Office Fax N/A
 Athletic Trainer Jeremy Teblum

Team Facts

2010-11 Overall Record 7-24
 Conference Record/Finish 2-14 (6th West)
 Starters Returning/Lost 3/2
 Letterwinners Returning/Lost 9/3
 Newcomers 5
 MBB Contact Jeremy Stevens
 Office (318) 342-5462
 Cell (318) 547-5134
 Email jstevens@ulm.edu
 Press Row Phone (318) 342-6920
 SID Fax (318) 342-5464
 SID Mailing Address ULM Athletics Media Relations
 308 Warhawk Way
 Monroe, LA 71209



No. **55**
Fred Brown

Class Senior
 Position Guard

GP/GS	AVG	FG PCT	3PT PCT	FT PCT	RB AVG	AST	STL
29/28	13.8	38.6%	37.5%	77.4%	2.1	77	40



Louisiana-Monroe **WARHAWKS**



No. **24**
Hugh Mingo

Class.....Senior
Position.....Guard

GP/GS	AVG	FG PCT	3PT PCT	FT PCT	RB AVG	AST	STL
31/30	9.5	37.6%	29.4%	66.7%	4.7	40	44

Joined League: 2001

Location: Monroe, La.

Enrollment: 8,858

Nickname: Warhawks

Notable Alumni: Tim McGraw, country music singer; Stan Humphries, former QB San Diego Chargers; Marty Booker, WR Atlanta Falcons; Kevin Payne, DB Chicago Bears; Chris Harris, DB Carolina Panthers; Ben Sheets, Pitcher Oakland Athletics; Tim Brando, Radio host and CBS Sports and Fox Sports Net studio; Chuck Finley, former Major League Baseball Player, Calvin Natt, former NBA All-Star and Kenny Natt, NBA Coach.

The University of Louisiana at Monroe is a coeducational public university located in Monroe, Louisiana, and is a part of the University of Louisiana System. ULM, devoted to student centered learning, shapes its students to become lifelong learners and prepares its students to thrive in the workforce. ULM is a 238-acre campus alongside the banks of Bayou DeSiard with just under 9,000 degree-seeking students, and the academic quality of those students is expected to rise. To meet the diverse needs of those students, ULM, established in 1931, offers degree programs within the Colleges of Arts & Sciences, Business Administration, Education & Human Development, Pharmacy, Health Sciences and the Graduate School.

UALR

Arkansas State

Denver

Florida Atlantic

FIU

Louisiana-Lafayette

Louisiana-Monroe

Middle Tennessee

North Texas

South Alabama

Troy

Western Kentucky

Louisiana-Monroe Head Coach Keith Richard (7-24, second season)

Keith Richard returned to his alma mater to become ULM's seventh men's basketball head coach on April 22, 2010. Now in his second season, Richard seeks to restore the rich tradition of the ULM men's basketball program, something he knows very well.

Richard became the second ULM men's basketball coach – along with Mike Vining – to have also been a student-athlete and an assistant coach for the program. He was with the Warhawks in both capacities for six of the program's seven NCAA Tournament appearances in the '80s and '90s.

The Warhawks finished 7-24 in Richard's first season that was plagued by scholarship limits and youth. Despite the record, the Warhawks were competitive, losing seven games by six points or less. The season highlight came in an 82-75 victory at North Texas in the final week of the regular season.

The Warhawks also took down Big Sky Tournament champion Northern Colorado 78-75 in Fant-Ewing Coliseum on Dec. 22.

Richard has compiled a record of 157-141 in his ten seasons as a head coach at ULM and Louisiana Tech.

**2010-11 OVERALL STATISTICS**

#	PLAYER	GP	GS	MIN	AVG	TOTAL		3-PTS				REBOUNDS										AVG				
						FG	FGA	PCT	3FG	FGA	PCT	FT	FTA	PCT	OFF	DEF	TOT	AVG	PF	FO	AST		TO	BLK	STL	PTS
55	Brown, Fred	29	28	946	32.6	149	386	0.386	60	160	0.375	41	53	0.774	16	46	62	2.1	63	4	77	95	3	40	399	13.8
22	Gilbert, Lawrence	30	27	973	32.4	119	281	0.423	31	108	0.287	81	95	0.853	49	112	161	5.4	94	4	47	68	8	20	350	11.7
13	Sykes, Tommie	30	29	906	30.2	114	233	0.489	0	1	0.000	118	212	0.557	92	97	189	6.3	110	7	36	63	8	44	346	11.5
24	Mingo, Hugh	31	30	1038	33.5	111	295	0.376	45	153	0.294	28	42	0.667	21	126	147	4.7	83	2	40	60	4	44	295	9.5
23	McClellan, Steven	28	14	542	19.4	57	112	0.509	2	5	0.400	28	44	0.636	49	64	113	4.0	82	3	14	23	9	10	144	5.1
10	Hansberry, Marcelis	26	7	451	17.3	36	103	0.350	8	34	0.235	21	30	0.700	5	30	35	1.3	36	0	45	38	0	11	101	3.9
41	Ribeiro, Fabio	29	12	517	17.8	39	84	0.464	1	2	0.500	17	35	0.486	29	44	73	2.5	67	2	7	33	6	7	96	3.3
15	McCray, R.J.	23	3	322	14.0	23	55	0.418	7	19	0.368	16	27	0.593	6	14	20	0.9	14	0	14	13	3	6	69	3.0
5	Bibi Ndongo, Christi	23	0	198	8.6	13	32	0.406	1	1	1.000	11	16	0.688	12	21	33	1.4	20	0	5	15	8	4	38	1.7
12	Reeves, Lonell	15	5	254	16.9	6	20	0.300	3	9	0.333	1	4	0.250	2	9	11	0.7	13	1	22	18	1	5	16	1.1
21	Goodin, JaMichael	7	0	37	5.3	2	4	0.500	0	0	0.000	1	2	0.500	3	1	4	0.6	5	0	4	3	1	2	5	0.7
2	Eke, Ife	5	0	16	3.2	0	1	0.000	0	0	0.000	0	0	0.000	0	3	3	0.6	0	0	0	1	0	0	0	0.0
TOTAL.....		31				669	1606	0.417	158	492	0.321	363	560	0.648	329	618	947	30.5	588	24	311	441	51	193	1859	60.0
OPPONENTS.....		31				734	1554	0.472	214	556	0.385	444	640	0.694	284	692	976	31.5	539	-	419	399	89	197	2126	68.6

2010-11 SUN BELT CONFERENCE ONLY STATISTICS

#	PLAYER	GP	GS	MIN	AVG	TOTAL		3-PTS			REBOUNDS										AVG					
						FG	FGA	PCT	3FG	FGA	PCT	FT	FTA	PCT	OFF	DEF	TOT	AVG	PF	F		AST	TO	BLK	STL	PTS
55	Brown, Fred	16	15	535	33.4	86	218	0.394	34	89	0.382	29	33	0.879	10	17	27	1.7	34	2	40	50	2	20	235	14.7
13	Sykes, Tommie	15	15	482	32.1	61	117	0.521	0	1	0.000	62	113	0.549	42	50	92	6.1	56	2	23	34	3	21	184	12.3
22	Gilbert, Lawrence	15	14	497	33.1	61	133	0.459	13	45	0.289	42	49	0.857	24	45	69	4.6	49	3	21	36	5	9	177	11.8
24	Mingo, Hugh	16	16	525	32.8	43	131	0.328	19	62	0.306	11	22	0.500	12	67	79	4.9	45	2	23	27	1	20	116	7.3
23	McClellan, Steven	16	10	307	19.2	31	57	0.544	1	3	0.333	17	26	0.654	30	33	63	3.9	50	2	9	11	6	6	80	5.0
41	Ribeiro, Fabio	14	3	247	17.6	26	51	0.510	1	2	0.500	10	20	0.500	18	15	33	2.4	28	0	4	12	1	5	63	4.5
15	McCray, R.J.	11	3	162	14.7	13	30	0.433	5	14	0.357	9	16	0.563	3	6	9	0.8	7	0	5	6	2	2	40	3.6
10	Hansberry, Marcelis	12	2	176	14.7	13	38	0.342	5	14	0.357	3	3	1.000	2	10	12	1.0	14	0	13	11	0	3	34	2.8
5	Bibi Ndongo, Christi	11	0	85	7.7	8	18	0.444	1	1	1.000	8	12	0.667	4	8	12	1.1	8	0	3	0	3	1	25	2.3
12	Reeves, Lonell	11	2	154	14.0	4	14	0.286	3	7	0.429	1	2	0.500	2	7	9	0.8	6	0	10	13	1	2	12	1.1
21	Goodin, JaMichael	4	0	29	7.3	1	3	0.333	0	0	0.000	1	2	0.500	2	1	3	0.8	4	0	4	3	1	0	3	0.8
2	Eke, Ife	1	0	1	1.0	0	0	0.000	0	0	0.000	0	0	0.000	0	0	0	0.0	0	0	0	0	0	0	0	0.0
TOTAL.....		16				347	810	0.428	82	238	0.345	193	298	0.648	170	288	458	28.6	302	12	155	207	25	89	969	60.6
OPPONENTS.....		16				388	782	0.496	124	303	0.409	232	329	0.705	136	341	477	29.8	275	-	218	182	45	89	1132	70.8



UALR



Middle Tennessee **BLUE RAIDERS**

Arkansas State

School Quick Facts

President	Dr. Sidney McPhee
Faculty Representative	Dr. Terry Whiteside
Athletics Director	Chris Massaro
SWA	Diane Turnham
Location	Murfreesboro, Tennessee
Founded	1911
Enrollment	26,432
Nickname	Blue Raiders
Colors	Royal Blue and White
Arena/Gym Name	Murphy Center
Capacity	11,520
Athletic Dept. Phone	(615) 898-2450
Ticket Office Phone	(888) YES-MTSU
Website	www.GoBlueRaiders.com
First Year of Basketball	1913-14
Overall All-Time Record	1,054-983
No. Years in NCAA Tournament	6
Last Appearance	1989
Last Opponent (Result)	N/A
No. Years in NIT	2
Last Appearance	1988
Last Opponent (Result)	N/A

Denver

Florida Atlantic

FIU

Louisiana-Lafayette

Louisiana-Monroe

Middle Tennessee

North Texas

South Alabama

Troy

Western Kentucky

Middle Tennessee Administration



Dr. Sidney McPhee
President



Dr. Terry Whiteside
Faculty Athletics Rep



Chris Massaro
Athletics Director



Diane Turnham
Senior Woman Administrator

Basketball Facts

Head Coach	Kermit Davis
Alma Mater, Year	Mississippi State, 1982
Record at MTSU (Years)	153-126 (nine)
Career Record	290-201 (16)
Assistant Coach	Win Case
Alma Mater, Year	Science and Arts of Oklahoma, 1986
Years at MTSU	4th Season
Assistant Coach	Greg Gensing
Alma Mater, Year	Southwest Texas State, 1979
Years at MTSU	1st Season
Assistant Coach	Monte Towe
Alma Mater, Year	N.C. State, 1975
Years at MTSU	1st Season
Director of Basketball Ops	Mike Scutero
Years at MTSU	3rd Season
Alma Mater, Year	Central Florida, 2004
Basketball Secretary	Debbie Bartlett
Basketball Office Phone	(615) 898-2916
Basketball Office Fax	N/A
Athletic Trainer	Chris Harris

Team Facts

2010-11 Overall Record	16-16
Conference Record/Finish	10-6 (2nd East)
Starters Returning/Lost	3/2
Letterwinners Returning/Lost	7/7
Newcomers	7
MBB Contact	Leslie Wilhite
Office	(615) 904-8115
Cell	(615) 900-6335
Email	wilhite@goblueraiders.com
Press Row Phone	(615) 898-2807
SID Fax	(615) 898-5626
SID Mailing Address	MTSU Box 20 Murfreesboro, TN 37132

No. **22**
Jason Jones

Class.....Junior

Position.....Guard/Forward

GP/GS	AVG	FG PCT	3PT PCT	FT PCT	RB AVG	AST	STL
32/30	13.1	47.6%	32%	66.3%	4.8	77	41



Middle Tennessee **BLUE RAIDERS**



No. **30**
JT Sulton

Class.....Junior
Position.....Forward

GP/GS	AVG	FG PCT	3PT PCT	FT PCT	RB AVG	AST	STL
32/28	9.3	47.4%	47.1%	72.6%	5.0	16	29

Joined League: 2001

Location: Murfreesboro, Tenn.

Enrollment: 26,432

Nickname: Blue Raiders

Notable Alumni: James Buchanan, 1986 Nobel Laureate; the late Albert Gore, Sr., former U.S. Senator; Rep. Bart Gordon, U.S. Congressman; Kelly Holcomb, former NFL quarterback; Hillary Scott, member of country music group Lady Antebellum; Terry Weeks, 1988 National Teacher of the Year; Chris Young, country music star.

Middle Tennessee State University, commonly abbreviated as MTSU, is a public university located in Murfreesboro, Tennessee. Founded in 1911 as an education college, the university is comprised of seven colleges offering over 60 degree programs through 35 departments. Enrollment in the Spring of 2010 was 25,188. Of these, over 19,000 were undergraduates and over 2,500 were graduate students. It is currently the second-largest institution of higher learning in Tennessee by enrollment. However, MTSU currently has the state's largest enrollment of undergraduate students. The campus, set on 466 acres, features 109 permanent buildings with 3.8 million square feet of space. It is located one mile from the geographic center of Tennessee, and 1.3 miles east of downtown Murfreesboro. The campus is mostly flat, much like the landscape of Murfreesboro.

UALR

Arkansas State

Denver

Florida Atlantic

FIU

Louisiana-Lafayette

Louisiana-Monroe

Middle Tennessee

North Texas

South Alabama

Troy

Western Kentucky



	2011-12 Blue Raiders Schedule	2010-11 Blue Raiders Results
UALR	DATE OPPONENT LOCATION TIME NOV. 11 AUSTIN PEAY MURFREESBORO, TENN. 7:00 PM Nov. 13 at Loyola Marymount Los Angeles, Calif. TBA Nov. 15 (1) at UCLA Los Angeles, Calif. TBA NOV. 19 (1) UNC GREENSBORO MURFREESBORO, TENN. 5:00 PM NOV. 20 (1) TBA MURFREESBORO, TENN. TBA NOV. 22 CUMBERLAND MURFREESBORO, TENN. 7:00 PM Nov. 26 at Austin Peay Clarksville, Tenn. 7:00 PM Dec. 1 at Tennessee State Nashville, Tenn. TBA DEC. 4 AKRON MURFREESBORO, TENN. 3:00 PM Dec. 7 at UAB Birmingham, Ala. TBA DEC. 10 UT MARTIN MURFREESBORO, TENN. 5:00 PM DEC. 13 BELMONT MURFREESBORO, TENN. 7:00 PM Dec. 21 vs. Ole Miss Southaven, Miss. 7:00 PM DEC. 29 FIU * MURFREESBORO, TENN. 7:00 PM DEC. 31 SOUTH ALABAMA * MURFREESBORO, TENN. TBA Jan. 5 at Troy * Troy, Ala. 7:30 PM JAN. 7 LOUISIANA-LAFAYETTE * MURFREESBORO, TENN. TBA Jan. 12 at FIU * Miami, Fla. TBA Jan. 14 at Florida Atlantic * Boca Raton, Fla. 6:00 PM JAN. 19 ARKANSAS STATE * MURFREESBORO, TENN. 7:00 PM Jan. 21 at South Alabama * Mobile, Ala. 7:05 PM JAN. 26 TROY * MURFREESBORO, TENN. 7:00 PM Jan. 28 at Vanderbilt Nashville, Tenn. TBA Feb. 2 at North Texas * Denton, Texas 7:00 PM Feb. 4 at Denver * Denver, Colo. 5:00 PM FEB. 9 WESTERN KENTUCKY * MURFREESBORO, TENN. 7:00 PM FEB. 11 UALR * MURFREESBORO, TENN. 3:00 PM FEB. 18 FLORIDA ATLANTIC * MURFREESBORO, TENN. TBA Feb. 23 at Louisiana-Monroe * Monroe, La. 7:30 PM Feb. 25 at Western Kentucky * Bowling Green, Ky. 7:00 PM Mar. 3-6 (1) at Sun Belt Conference Tournament Hot Springs, Ark. TBA	DATE OPPONENT RESULT NOV. 12 TENNESSEE TEMPLE W, 90-46 NOV. 17 UAB L, 71-76 Nov. 19 (1) vs. Campbell L, 90-97 Nov. 20 (1) vs. Samford W, 68-55 Nov. 21 (1) at Auburn L, 66-68 NOV. 24 EVANSVILLE W, 82-70 Nov. 30 at Tennessee L, 56-86 Dec. 4 at SIU-Edwardsville W, 73-64 (OT) Dec. 7 at Belmont L, 87-88 (2OT) DEC. 12 FURMAN L, 61-76 Dec. 18 at Evansville L, 79-81 DEC. 21 VANDERBILT L, 53-72 DEC. 29 TENNESSEE STATE W, 65-58 Jan. 2 at South Alabama * L, 57-63 JAN. 5 NORTH TEXAS * W, 78-71 Jan. 8 at Louisiana-Lafayette * W, 93-91 (OT) JAN. 13 FLORIDA ATLANTIC * L, 61-71 Jan. 15 at Arkansas State * L, 65-69 JAN. 20 TROY * W, 63-51 JAN. 22 DENVER * W, 59-49 Jan. 27 at Florida Atlantic * L, 51-62 Jan. 29 at FIU * W, 79-70 FEB. 3 LOUISIANA-MONROE * W, 60-54 FEB. 5 SOUTH ALABAMA * W, 85-62 Feb. 10 at WKU * W, 69-60 FEB. 12 FIU * W, 80-68 Feb. 17 at Troy * L, 65-69 (OT) Feb. 19 at UALR * L, 58-62 Feb. 22 at Houston Baptist L, 68-70 FEB. 26 WKU * W, 57-39 Mar. 6 (1) vs. (E6) FIU W, 73-38 Mar. 7 (1) vs. (WS) UALR L, 56-65
Arkansas State		
Denver		
Florida Atlantic		
FIU		
Louisiana-Lafayette		
Louisiana-Monroe		
Middle Tennessee		
North Texas		
South Alabama		
Troy		
Western Kentucky		

(1) Auburn Tournament - Auburn, Ala. | (2) Sun Belt Conference Tournament - Hot Springs, Ark.
* Denotes Sun Belt Conference Game / Home games in **BOLD CAPS**


2011-12 Blue Raiders Numerical Roster

NO.	NAME	POS.	HT.	WT.	YR.	HOMETOWN
0	Zane Gibson	G	6-2	180	RS-SO	Chattanooga, Tenn.
1	LaRon Dendy	F	6-10	235	RS-SR	Greenville, S.C.
3	James Gallman	G	5-11	185	JR	Knoxville, Tenn.
11	Julian Edmonson	G	6-2	190	FR	Fort Worth, Texas
12	Shawn Jones	F	6-8	240	SO	Hialeah, Fla.
13	Bruce Massey	G	6-3	195	JR	Germantown, Md.
14	Marcos Knight	G	6-2	225	JR	Rentz, Ga.
15	Raymond Cintron	G	6-1	200	JR	San Juan, Puerto Rico
20	Jimmy Oden	G	6-3	185	RS-SR	Murfreesboro, Tenn.
21	Torin Walker	C	6-11	255	RS-SO	Columbus, Ga.
22	Jason Jones	F/G	6-6	205	RS-JR	Memphis, Tenn.
24	Kerry Hammonds	G/F	6-5	210	SO	Murfreesboro, Tenn.
30	JT Sulton	F	6-8	230	JR	Yazoo City, Miss.
42	Jacquez Rozier	F	6-7	215	FR	Waynesboro, Ga.

2011-12 Blue Raiders Basketball Newcomers

NO.	NAME	POS.	HT.	WT.	YR.	HOMETOWN
15	Raymond Cintron	G	6-1	195	JR	San Juan, Puerto Rico
1	LaRon Dendy	C	6-9	230	RS-SR	Greenville, S.C.
11	Julian Edmonson	G	6-2	190	FR	Fort Worth, Texas
14	Marcos Knight	G	6-2	210	JR	Rentz, Ga.
13	Bruce Massey	G	6-3	195	JR	Germantown, Md.
42	Jacquez Rozier	F	6-7	210	FR	Waynesboro, Ga.
21	Torin Walker	C	6-11	248	RS-SO	Columbus, Ga.


Jason Jones › Jr. › G/F › 6-6 › 195



In his first on-the-court season at Middle Tennessee, played in all 32 games, receiving the start all but two times in 2010-11 ... Averaged 13.1 per game, shooting 47.6 percent from the field ... Ended the season second on the team in scoring, points per game and assists ... Ranked eighth in the Sun Belt in scoring ... and 18th in rebounds in league games only ... Led the team in scoring in 12 contests and in rebounding 10 times last season ... Had 25 double-figure games, including six

20-point performances ... Missed just two of 10 attempts from the field against SIUE on way to first 20-point game of career ... Scored a career-high 23 points twice, against Tennessee State and FIU ... sat out the 2009-10 season after transferring to MT from UTEP.

JT Sulton › Jr. › F › 6-8 › 230



Played in all 32 games last season, starting 28 ... Averaged 9.3 points and five rebounds per game ... Posted a 72.6 free throw percentage and shot 47.4 percent from the field ... Led the team in scoring four times and rebounding seven times ... Recorded first double-double against SIUE with 13 points and 11 rebounds ... Scored 19 points against Belmont, going 8-for-9 from the field and 3-for-4 at the line ... Guided the team in the semifinals of the Sun Belt

Championship with a team-high 21 points ... Also had the second double-double of his career with 11 rebounds ... Was one rebound shy of a double-double against FIU, ending the game with nine rebounds and 17 points... Made eight field goals against Western Kentucky ending the game with 18 points.

Since the 2002-03 season the Blue Raiders have led the Sun Belt in road victories notching over 40 wins during that time frame. Head coach Kermit Davis is just the second coach in MTSU history to record over 150 victories and is just 11 wins shy of Jimmy Earle (164 wins) for first place in MTSU history.

Middle Tennessee Head Coach Kermit Davis (153-126, tenth season)



Middle Tennessee head coach Kermit Davis enters his 10th season at the helm of the Blue Raiders.

With a decade under his belt in the blue and white, Davis will join former coach Jimmy Earle as the longest tenured coaches in program history. The Mississippi State graduate continues to make his mark on the school record book, ranking second in all-time coaching wins (153), just 11 wins shy of Earle (164).

Davis also ranks third in all-time winning percentage (.548). He also ranks among the winningest coaches in Sun Belt history. The 2003 Sun Belt Coach of the Year is second in league victories among active SBC coaches with 84, trailing only South Alabama's Ronnie Arrow (101 SBC wins).

Davis is fourth overall on the all-time SBC wins list, having surpassed Jessie Evans (77 victories) during the 2010-11 campaign.

Last season, Davis earned his 150th win as the head coach of Middle Tennessee, defeating rival WKU on Feb. 10. He became just the second coach in program history to reach the milestone, joining Earle. He also has more than 250 career victories, reaching that milestone on Jan. 29, 2009, with a win over Louisiana-Lafayette. He owns 224 wins in 13 seasons at the Division I level and 66 in three years in junior college for a total of 290 victories.

A three-time Sun Belt Coach of the Year honoree, Davis has become one of the premier coaches in the league. The veteran coach was named Sun Belt Coach of the Year in 2003, as voted on by league coaches. He was named the Sun Belt's Coach of the Year by College Insiders in 2008 after leading the Blue Raiders into the Sun Belt Championship game and again in 2010 after winning the Sun Belt East Division title.

2010-11 OVERALL STATISTICS

##	PLAYER	GP	GS	MIN	AVG	TOTAL		PCT	3-PTS		PCT	FT	FTA	PCT	REBOUNDS			AVG	PF	FO	AST	TO	BLK	STL	PTS	AVG
						FG	FGA		3FG	FGA					OFF	DEF	TOT									
15	Washington, James	32	30	1121	35.0	122	302	0.404	72	182	0.396	133	154	0.864	10	62	72	2.3	75	2	91	74	1	52	449	14.0
22	Jones, Jason	32	30	948	29.6	146	307	0.476	8	25	0.320	118	178	0.663	54	99	153	4.8	91	3	49	77	6	41	418	13.1
30	Sulton, JT	32	28	762	23.8	111	234	0.474	8	17	0.471	69	95	0.726	61	100	161	5.0	92	6	16	63	17	29	299	9.3
3	Gallman, James	31	20	648	20.9	76	194	0.392	43	119	0.361	39	49	0.796	11	30	41	1.3	59	0	32	28	0	16	234	7.5
32	Ottley, Trevor	32	20	627	19.6	52	130	0.400	0	0	0.000	78	116	0.672	65	101	166	5.2	102	6	24	60	37	34	182	5.7
24	Hammonds, Kerry	31	3	449	14.5	39	114	0.342	15	65	0.231	37	52	0.712	21	45	66	2.1	50	1	16	33	11	18	130	4.2
35	Hunt, Kyle	19	2	223	11.7	28	58	0.483	0	3	0.000	22	35	0.629	22	33	55	2.9	26	0	2	17	3	6	78	4.1
12	Jones, Shawn	32	2	349	10.9	52	103	0.505	0	0	0.000	26	38	0.684	38	37	75	2.3	72	4	8	26	20	10	130	4.1
5	Emanuel, Rod	29	10	538	18.6	41	116	0.353	12	38	0.316	18	24	0.750	6	71	77	2.7	64	2	45	31	4	25	112	3.9
31	Charles, Trevor	30	7	327	10.9	44	82	0.537	0	0	0.000	26	51	0.510	41	37	78	2.6	64	3	7	33	12	3	114	3.8
20	Oden, Jimmy	31	8	485	15.6	18	66	0.273	9	35	0.257	17	30	0.567	14	62	76	2.5	58	1	46	38	3	42	62	2.0
1	Anuna, K.C.	6	0	10	1.7	3	6	0.500	1	3	0.333	0	0	0.000	0	0	0	0.0	1	0	0	0	0	0	7	1.2
10	Herald, Cory	5	0	5	1.0	1	3	0.333	0	1	0.000	0	0	0.000	0	0	0	0.0	0	0	0	1	0	0	2	0.4
0	Gibson, Zane	9	0	33	3.7	0	4	0.000	0	4	0.000	1	1	1.000	1	1	2	0.2	1	0	3	0	0	1	1	0.1
TOTAL.....		32				733	1719	0.426	168	492	0.341	584	823	0.710	392	734	1126	35.2	756	28	339	485	114	277	2218	69.3
OPPONENTS.....		32				662	1554	0.426	185	530	0.349	612	890	0.688	322	729	1051	32.8	703	-	345	538	117	208	2121	66.3

2010-11 SUN BELT CONFERENCE ONLY STATISTICS

##	PLAYER	GP	GS	MIN	AVG	TOTAL		PCT	3-PTS		PCT	FT	FTA	PCT	REBOUNDS			AVG	PF	FO	AST	TO	BLK	STL	PTS	AVG
						FG	FGA		3FG	FGA					OFF	DEF	TOT									
22	Jones, Jason	16	15	507	31.7	77	164	0.470	4	15	0.267	76	108	0.704	26	58	84	5.3	46	1	24	37	3	25	234	14.6
15	Washington, James	16	15	567	35.4	57	149	0.383	37	92	0.402	62	70	0.886	2	27	29	1.8	41	1	49	32	1	21	213	13.3
30	Sulton, JT	16	12	372	23.3	52	109	0.477	2	6	0.333	32	43	0.744	28	46	74	4.6	49	4	7	38	8	10	138	8.6
3	Gallman, James	16	11	338	21.1	38	99	0.384	18	57	0.316	20	27	0.741	4	15	19	1.2	32	0	15	16	0	7	114	7.1
32	Ottley, Trevor	16	11	349	21.8	27	69	0.391	0	0	0.000	50	70	0.714	38	63	101	6.3	53	3	12	31	22	21	104	6.5
24	Hammonds, Kerry	15	2	217	14.5	17	47	0.362	7	24	0.292	21	32	0.656	16	23	39	2.6	21	0	5	17	5	10	62	4.1
12	Jones, Shawn	16	0	178	11.1	29	51	0.569	0	0	0.000	7	11	0.636	12	17	29	1.8	36	2	3	14	10	4	65	4.1
31	Charles, Trevor	16	4	160	10.0	26	47	0.553	0	0	0.000	10	24	0.417	25	15	40	2.5	34	1	3	17	8	2	62	3.9
5	Emanuel, Rod	13	2	206	15.8	15	41	0.366	4	13	0.308	7	8	0.875	4	26	30	2.3	27	1	17	17	1	7	41	3.2
20	Oden, Jimmy	16	8	331	20.7	14	49	0.286	7	25	0.280	6	13	0.462	12	46	58	3.6	37	1	33	27	1	33	41	2.6
1	Anuna, K.C.	2	0	3	1.5	2	2	1.000	1	1	1.000	0	0	0.000	0	0	0	0.0	1	0	0	0	0	0	5	2.5
0	Gibson, Zane	4	0	9	2.3	0	1	0.000	0	1	0.000	1	1	1.000	0	0	0	0.0	0	0	2	0	0	1	1	0.3
10	Herald, Cory	3	0	2	0.7	0	1	0.000	0	1	0.000	0	0	0.000	0	0	0	0.0	0	0	0	1	0	0	0	0.0
35	Hunt, Kyle	5	0	11	2.2	0	0	0.000	0	0	0.000	0	0	0.000	0	2	2	0.4	1	0	0	2	0	0	0	0.0
TOTAL.....		16				354	829	0.427	80	235	0.34	292	407	0.717	184	359	543	33.9	379	14	170	253	59	141	1080	67.5
OPPONENTS.....		16				323	761	0.424	77	237	0.325	288	436	0.661	170	356	526	32.9	343	-	153	281	65	104	1011	63.2



UALR



North Texas **MEAN GREEN**

Arkansas State

School Quick Facts

President	V. Lane Rawlins
Faculty Representative	Dr. Jerry Thomas
Athletics Director	Rick Villarreal
SWA	Cinnamon Sheffield
Location	Denton, Texas
Founded	1890
Enrollment	36,206
Nickname	Mean Green
Colors	Green & White
Arena/Gym Name	The Super Pit
Capacity	10,500
Athletic Dept. Phone	(940) 565-2662
Ticket Office Phone	(940) 565-2527
Website	www.meangreensports.com
First Year of Basketball	1916
Overall All-Time Record	N/A
No. Years in NCAA Tournament	3
Last Appearance	2010
Last Opponent (Result)	Kansas State (L, 62-82)
No. Years in NIT	None
Last Appearance	N/A
Last Opponent (Result)	N/A

Denver

Florida Atlantic

FIU

Louisiana-Lafayette

Louisiana-Monroe

Middle Tennessee

North Texas

South Alabama

Troy

Western Kentucky

North Texas Administration



V. Lane Rawlins
President



Dr. Jerry Thomas
Faculty Athletics Rep



Rick Villarreal
Athletics Director



Cinnamon Sheffield
Senior Woman Administrator

Basketball Facts


Head Coach	Johnny Jones
Alma Mater, Year	LSU, 1985
Record at NT (Years)	172-132 (10)
Career Record	187-148 (10)
Assistant Coach	Charlie Leonard
Alma Mater, Year	Christian Brothers College, 1975
Years at NT	10th Season
Assistant Coach	Bill Foy
Alma Mater, Year	Indiana, 1982
Years at NT	5th Season
Assistant Coach	Shawn Forrest
Alma Mater, Year	Arkansas-Pine Bluff, 1998
Years at NT	3rd Season
Director of Basketball Ops	Jeff Luster
Years at NT	2nd Season
Alma Mater, Year	Tabor College, 1996
Administrative Assistant	Bonita White
Basketball Office Phone	(940) 565-3654
Basketball Office Fax	N/A
Athletic Trainer	E.J. Hairston

Team Facts

2010-11 Overall Record	22-11
Conference Record/Finish	8-8 (4th West)
Starters Returning/Lost	1/4
Letterwinners Returning/Lost	5/8
Newcomers	8
MBB Contact	Stephen Howard
Office	(940) 369-8548
Cell	(817) 793-5199
Email	stephen.howard@unt.edu
Press Row Phone	(940) 565-4674
SID Fax	(940) 369-8408
SID Mailing Address	Department of Athletics University of North Texas P.O. Box 311397 Denton, TX



No. 34		Class.....Senior					
Alonzo Edwards		Position.....Forward					
GP/GS	AVG	FG PCT	3PT PCT	FT PCT	RB AVG	AST	STL
30/1	2.3	49%	-	60%	1.9	6	2



North Texas *MEAN GREEN*



UAB

Arkansas State

Denver

Florida Atlantic

FIU

Louisiana-Lafayette

Louisiana-Monroe


Middle Tennessee

North Texas

South Alabama

Troy

Western Kentucky



No. **24**
Kedrick Hogans

Class.....Senior

Position.....Forward

GP/GS	AVG	FG PCT	3PT PCT	FT PCT	RB AVG	AST	STL
33/24	8.5	57.4%	-	52.9%	3.7	25	18

Joined League: 2000**Location:** Denton, Texas**Enrollment:** 36,206**Nickname:** Mean Green

Notable Alumni: Don Henley, Grammy winner; "Mean" Joe Greene, former NFL player for the Pittsburgh Steelers; Toby Gowin, former NFL player for the New York Jets; Phylliss George, former Miss America; Joe Don Baker, actor; Norah Jones, singer/songwriter; Patrick Cobbs, NFL running back for the Miami Dolphins; Dr. Phil McGraw, television personality and psychologist; Roy Orbison, rock singer/songwriter; Dick Armey, former Majority Leader of the United States House of Representatives.

The University of North Texas is a student-centered public research university and the flagship of the UNT System. One of Texas' largest universities, UNT offers 97 bachelor's, 101 master's and 49 doctoral degree programs, many nationally and internationally recognized. UNT leads Texas in the number of students selected as Goldwater Scholars in math and science. The university has been named one of America's 100 Best College Buys for 13 consecutive years and is listed as a "Best in the West" college by The Princeton Review.



	2011-12 Mean Green Schedule				2010-11 Mean Green Results		
	DATE	OPPONENT	LOCATION	TIME	DATE	OPPONENT	RESULT
UALR	NOV. 11	ST. GREGORY'S (OK)	DENTON, TEXAS	7:00 PM	NOV. 12	HENDERSON STATE	W, 92-66
	Nov. 16	at Texas Tech	Lubbock, Texas	TBA	NOV. 16	TEXAS TECH	W, 92-83 (OT)
	Nov. 22	at UT Arlington	Arlington, Texas	TBA	Nov. 19	at No. 6/7 Kansas	L, 60-93
Arkansas State	Nov. 27	at Mississippi State	Starkville, Miss.	1:30 PM	NOV. 23	RICE	W, 68-65
	Nov. 29	at Texas	Austin, Texas	TBA	Nov. 27	at Texas State	W, 81-77
	Dec. 2	(1) vs. La Sierra	Los Angeles, Calif.	4:00 PM	NOV. 30	TEXAS-ARLINGTON	W, 87-83
	Dec. 3	(1) vs. Columbia	Los Angeles, Calif.	7:00 PM	DEC. 2	GRAMBLING STATE	W, 89-78
	Dec. 4	(1) at Loyola Marymount	Los Angeles, Calif.	3:30 PM	Dec. 4	at Texas Southern	W, 70-64
Denver	DEC. 10	SAM HOUSTON STATE	DENTON, TEXAS	7:00 PM	Dec. 8	at Sam Houston St.	L, 74-94
	DEC. 18	JACKSON STATE	DENTON, TEXAS	7:00 PM	DEC. 11	JACKSON STATE	W, 68-49
	DEC. 20	GRAMBLING STATE	DENTON, TEXAS	7:00 PM	DEC. 19	TEXAS STATE	W, 85-62
	DEC. 22	LSU	DENTON, TEXAS	7:00 PM	Dec. 22	at LSU	W, 75-55
	DEC. 27	NEW ORLEANS	DENTON, TEXAS	7:00 PM	DEC. 28	OKLAHOMA PANHANDLE STATE	W, 83-62
Florida Atlantic	DEC. 29	UALR *	DENTON, TEXAS	7:00 PM	DEC. 30	UALR *	W, 81-69
	DEC. 31	TROY *	DENTON, TEXAS	3:00 PM	JAN. 1	LOUISIANA-LAFAYETTE *	W, 80-63
	Jan. 5	at South Alabama *	Mobile, Ala.	7:05 PM	Jan. 5	at Middle Tennessee *	L, 71-78
	Jan. 7	at Arkansas State *	Jonesboro, Ark.	7:05 PM	JAN. 13	FIU *	W, 87-77
	JAN. 12	WESTERN KENTUCKY *	DENTON, TEXAS	7:00 PM	Jan. 15	at Troy *	L, 81-89
FIU	Jan. 14	at Louisiana-Monroe *	Monroe, La.	4:00 PM	Jan. 20	at Louisiana-Monroe *	W, 79-62
	JAN. 21	DENVER *	DENTON, TEXAS	7:00 PM	JAN. 22	ARKANSAS STATE *	W, 83-64
	Jan. 25	at Louisiana-Lafayette *	Lafayette, La.	7:15 PM	Jan. 27	at Louisiana-Lafayette *	L, 88-93
	JAN. 28	ARKANSAS STATE *	DENTON, TEXAS	7:00 PM	Jan. 29	at Denver *	L, 67-80
	FEB. 2	MIDDLE TENNESSEE *	DENTON, TEXAS	7:00 PM	FEB. 3	FLORIDA ATLANTIC *	L, 55-72
Louisiana-Lafayette	Feb. 9	at FIU *	Miami, Fla.	TBA	Feb. 12	at WKU *	L, 76-87
	Feb. 11	at Florida Atlantic *	Boca Raton, Fla.	6:00 PM	FEB. 17	SOUTH ALABAMA *	W, 82-79
	FEB. 16	LOUISIANA-MONROE *	DENTON, TEXAS	7:00 PM	FEB. 19	LOUISIANA-MONROE *	L, 75-82
	FEB. 18	LOUISIANA-LAFAYETTE *	DENTON, TEXAS	7:00 PM	Feb. 24	at Arkansas State *	L, 47-63
	Feb. 23	at UALR *	Little Rock, Ark.	7:00 PM	FEB. 26	DENVER *	W, 63-41
	Feb. 25	at Denver *	Denver, Colo.	2:00 PM	Mar. 1	at UALR *	W, 72-69
	Mar. 3-6	(1) at Sun Belt Conference Tournament	Hot Springs, Ark.	TBA	Mar. 5	(1) vs. (E5) Troy	W, 83-69
		(1) Loyola Marymount Tournament - Los Angeles, Calif. (2) Sun Belt Conference Tournament - Hot Springs, Ark. * Denotes Sun Belt Conference Game All Times Central (CT) and are Subject to Change Home games in BOLD CAPS			Mar. 6	(1) vs. (E1) Florida Atlantic	W, 78-64
2011-12 Mean Green Numerical Roster					Mar. 7	(1) vs. (E3) WKU	W, 81-62
Louisiana-Monroe	NO.	NAME	POS.	HT.	WT.	YR.	HOMETOWN
	1	Jacob Holmen	F	6-8	220	JR	Whitehouse, Texas
	2	Brandon Walton	G	6-2	180	JR	Compton, Calif.
	3	Alzee Williams	G	6-4	170	SO	Dallas, Texas
	5	Chris Jones	G	6-2	195	FR	Garland, Texas
Middle Tennessee	11	Forrest Robinson	F	6-10	210	FR	Eastland, Texas
	13	Tony Mitchell	F	6-8	220	FR	Dallas, Texas
	14	Trey Norris	G	6-1	170	FR	Grand Prairie, Texas
	23	Jordan Williams	G	6-6	190	FR	Dallas, Texas
	24	Kedrick Hogans	F	6-7	235	SR	New Orleans, La.
North Texas	30	Niko Stojilkovic	F	6-9	215	JR	Paris, France
	32	Roger Franklin	G	6-5	215	JR	Duncanville, Texas
	33	Tyler Hall	G	6-2	175	SR	Pampa, Texas
	34	Alonzo Edwards	F	6-7	230	SR	Houston, Texas
2011-12 Mean Green Basketball Newcomers							
South Alabama	NO.	NAME	POS.	HT.	WT.	YR.	HOMETOWN
	2	Brandon Walton	G	6-2	180	JR	Compton, Calif.
	5	Chris Jones	G	6-2	195	FR	Garland, Texas
	11	Forrest Robinson	F	6-10	210	FR	Eastland, Texas
	13	Tony Mitchell	F	6-8	220	FR	Dallas, Texas
Troy	14	Trey Norris	G	6-1	170	FR	Grand Prairie, Texas
	23	Jordan Williams	G	6-6	190	FR	Dallas, Texas
	30	Niko Stojilkovic	F	6-9	215	JR	Paris, France
	32	Roger Franklin	G	6-5	215	JR	Duncanville, Texas
Western Kentucky							

Alonzo Edwards › Sr. › F › 6-7 › 230



Earned first career start at Kansas, and saw action in 30 games ... Battled a knee injury, but still scored in 19 games ... Career-high 9 boards in SBC quarterfinal win over FAU ... Career game vs Texas State with 8 points ... Posted his first steal at Texas Southern, and his first assist at SHSU ... Lon Morris 09-10: Averaged 7.9 points and 3.2 rebounds per game ... A shooting option from anywhere on the court, Edwards was 15-45 (33 percent) from 3-point in helping the Bearcats to a

Region XIV South Division best 25-6 record ... Nebraska: Signed with Nebraska in Doc Sadler's first class and spent two years in Lincoln.

Kedrick Hogans › Sr. › F › 6-7 › 235



Shot 60.5% in Sun Belt games, which ranked 2nd in the league ... 57.4 overall FG% also ranked 2nd the SBC ... Had 8 multi-block games in '10-11 ... 79 career blocks ranks 4th in NT history ... 55.5 career FG% ranks 6th in NT history ... Started 24 games in 2010-11, and had 12 double-digit performances ... Had 5+ boards in 13 games ... Career-highs in back-to-back games at Texas Southern (17) and Sam Houston (19) ... 2009-10: Took a redshirt to recover from a shoulder injury ...

2008-09: Registered 48 career blocks, which already ranks 10th in NT history ... Led North Texas with 29 blocks in 2008-09.

North Texas is just one of 28 teams in the country to win 20 or more games in each of the last five years. Additionally, the Mean Green has played in three of the past five SBC Championship games winning the 2007 and 2010 SBC titles.

North Texas Head Coach Johnny Jones (172-132, 11th season)

Johnny Jones has brought a level of success to North Texas, guiding the Mean Green to five straight 20-plus win campaigns, including a school-record 24 wins in 2009-10 and a pair of Sun Belt Conference titles and NCAA Tournament trips.

Jones has guided the Mean Green to the Sun Belt Tournament title game in three of the last five seasons, including the 2010 and 2011 championship games. As a matter of fact, Jones has won more games than any other Sun Belt coach over the last five years.

The 10 year veteran at NT led the Mean Green to 17-straight home wins in 2010-11, which qualified as the nation's sixth longest streak at the time. He already ranks second in program history with 172 career wins, and is the only North Texas coach to lead his teams to multiple NCAA Tournaments.

The Mean Green is one of just 28 teams in the nation to rack up 20 wins or more in each of the last five seasons. North Texas is the only Sun Belt school and one of just three teams in the state of Texas that can make that claim.

In March of 2010, Jones was selected one of 25 national All-District Coaches by the NABC, and was also named a Ben Jobe Award finalist, given annually to the nation's top minority coach.

Jones has even defeated five Final Four coaches - Lou Henson, Nolan Richardson, John Brady, Billy Tubbs and Tom Crean - in his 10 years as a head coach.

Under Jones' tutelage, North Texas had a school-record, and league-high four players named to Sun Belt All-Conference teams in 2010. This season, First-Team All-Sun Belt selection Tristan Thompson broke the Sun Belt Tournament scoring record with 95 points and an average of 23.8 per game.



2010-11 OVERALL STATISTICS

#	PLAYER	GP	GS	MIN	AVG	TOTAL		3-PTS				REBOUNDS							AVG							
						FG	FGA	PCT	3FG	FGA	PCT	FT	FTA	PCT	OFF	DEF	TOT	AVG		PF	FO	AST	TO	BLK	STL	PTS
14	Thompson, Tristan	33	31	1056	32.0	158	344	0.459	66	158	0.418	211	253	0.834	16	89	105	3.2	62	0	59	74	4	24	593	18.0
10	White, Josh	32	32	1078	33.7	135	309	0.437	40	115	0.348	114	135	0.844	13	60	73	2.3	63	0	89	64	0	19	424	13.3
4	Odufuwa, George	32	32	1017	31.8	134	244	0.549	0	1	0.000	89	134	0.664	80	253	333	10.4	100	5	50	73	19	22	357	11.2
1	Johnson, Dominique	33	7	877	26.6	105	233	0.451	49	118	0.415	78	91	0.857	10	55	65	2.0	55	0	105	69	0	28	337	10.2
24	Hogans, Kedrick	33	24	823	24.9	112	195	0.574	0	0	0.000	55	104	0.529	47	75	122	3.7	105	4	25	49	31	18	279	8.5
21	Shorter, Shannon	33	30	792	24.0	75	166	0.452	7	38	0.184	64	80	0.800	28	106	134	4.1	65	0	53	48	3	16	221	6.7
30	Holmen, Jacob	26	0	382	14.7	58	134	0.433	12	34	0.353	24	32	0.750	31	47	78	3.0	27	0	12	17	3	5	152	5.8
33	Hall, Tyler	9	0	33	3.7	6	13	0.462	5	10	0.500	5	6	0.833	0	6	6	0.7	4	0	3	3	0	0	22	2.4
34	Edwards, Alonzo	30	1	253	8.4	24	49	0.490	0	1	0.000	21	35	0.600	21	35	56	1.9	64	2	6	22	4	2	69	2.3
15	Knox, Ben	32	8	278	8.7	22	44	0.500	0	0	0.000	6	17	0.353	17	41	58	1.8	49	0	4	16	13	4	50	1.6
2	Egenti, Jamie	6	0	10	1.7	1	3	0.333	0	0	0.000	3	5	0.600	0	1	1	0.2	2	0	0	0	0	0	5	0.8
12	Redmond, Avery	14	0	27	1.9	1	2	0.500	0	0	0.000	5	8	0.625	0	2	2	0.1	2	0	1	3	0	1	7	0.5
TOTAL.....		33				831	1736	0.479	179	475	0.377	675	900	0.750	323	842	1165	35.3	598	11	407	439	77	139	2516	76.2
OPPONENTS.....		33				854	1934	0.442	190	563	0.337	460	677	0.679	361	710	1071	32.5	733	-	412	384	109	212	2358	71.5

2010-11 SUN BELT CONFERENCE ONLY STATISTICS

##	PLAYER	GP	GS	MIN	AVG	TOTAL		3-PTS			REBOUNDS							AVG								
						FG	FGA	PCT	3FG	FGA	PCT	FT	FTA	PCT	OFF	DEF	TOT									
14	Thompson, Tristan	16	14	511	31.9	74	152	0.487	31	70	0.443	88	107	0.822	5	45	50	3.1	35	0	26	37	2	7	267	16.7
10	White, Josh	15	15	510	34.0	59	137	0.431	18	53	0.340	56	69	0.812	6	23	29	1.9	31	0	42	31	0	5	192	12.8
1	Johnson, Dominique	16	4	430	26.9	51	116	0.440	23	57	0.404	44	53	0.830	5	21	26	1.6	32	0	49	29	0	17	169	10.6
4	Odufuwa, George	15	15	468	31.2	58	108	0.537	0	0	0.000	38	65	0.585	35	118	153	10.2	51	4	14	32	8	7	154	10.3
24	Hogans, Kedrick	16	11	368	23.0	52	86	0.605	0	0	0.000	29	57	0.509	19	31	50	3.1	52	2	8	23	12	3	133	8.3
30	Holmen, Jacob	13	0	247	19.0	39	88	0.443	7	21	0.333	17	22	0.773	23	32	55	4.2	14	0	7	14	1	4	102	7.8
21	Shorter, Shannon	16	16	388	24.3	41	86	0.477	1	16	0.063	34	44	0.773	17	53	70	4.4	40	0	28	26	2	8	117	7.3
34	Edwards, Alonzo	13	0	107	8.2	10	23	0.435	0	0	0.000	6	10	0.600	9	12	21	1.6	29	1	3	11	1	0	26	2.0
33	Hall, Tyler	2	0	4	2.0	1	1	1.000	1	1	1.000	0	0	0.000	0	0	0	0.0	1	0	0	1	0	0	3	1.5
15	Knox, Ben	16	5	148	9.3	10	21	0.476	0	0	0.000	3	4	0.750	5	22	27	1.7	24	0	2	9	9	3	23	1.4
2	Egenti, Jamie	5	0	8	1.6	0	2	0.000	0	0	0.000	1	2	0.500	0	0	0	0.0	2	0	0	0	0	0	1	0.2
12	Redmond, Avery	6	0	12	2.0	0	1	0.000	0	0	0.000	0	2	0.000	0	0	0	0.0	1	0	0	0	0	0	0	0.0
TOTAL.....						395	821	0.481	81	218	0.372	316	435	0.726	149	381	530	33.1	312	7	179	214	35	54	1187	74.2
OPPONENTS.....						407	898	0.453	86	261	0.330	268	376	0.713	169	346	515	32.2	359	-	182	182	54	103	1168	73.0

UALR



South Alabama JAGUARS

Arkansas State

School Quick Facts

President	V. Gordon Moulton
Faculty Representative	Dr. John Smith
Athletics Director	Dr. Joel Erdmann
SWA	Sherry Kennemer
Location	Mobile, Alabama
Founded	1963
Enrollment	15,007
Nickname	Jaguars
Colors	Blue, Red & White
Arena/Gym Name	Mitchell Center
Capacity	10,000
Athletic Dept. Phone	(251) 460-7121
Ticket Office Phone	(251) 461-1USA
Website	www.usajaguars.com
First Year of Basketball	1968-69
Overall All-Time Record	704-518 (.576)
No. Years in NCAA Tournament	8
Last Appearance	2008
Last Opponent (Result)	Butler (L, 61-81)
No. Years in NIT	4
Last Appearance	2007
Last Opponent (Result)	Syracuse (L, 73-79)

Denver

Florida Atlantic

FIU

Louisiana-Lafayette

Louisiana-Monroe

Middle Tennessee

North Texas

South Alabama

Troy

Western Kentucky

South Alabama Administration



V. Gordon Moulton
President



Dr. John Smith
Faculty Athletics Rep



Dr. Joel Erdmann
Athletics Director



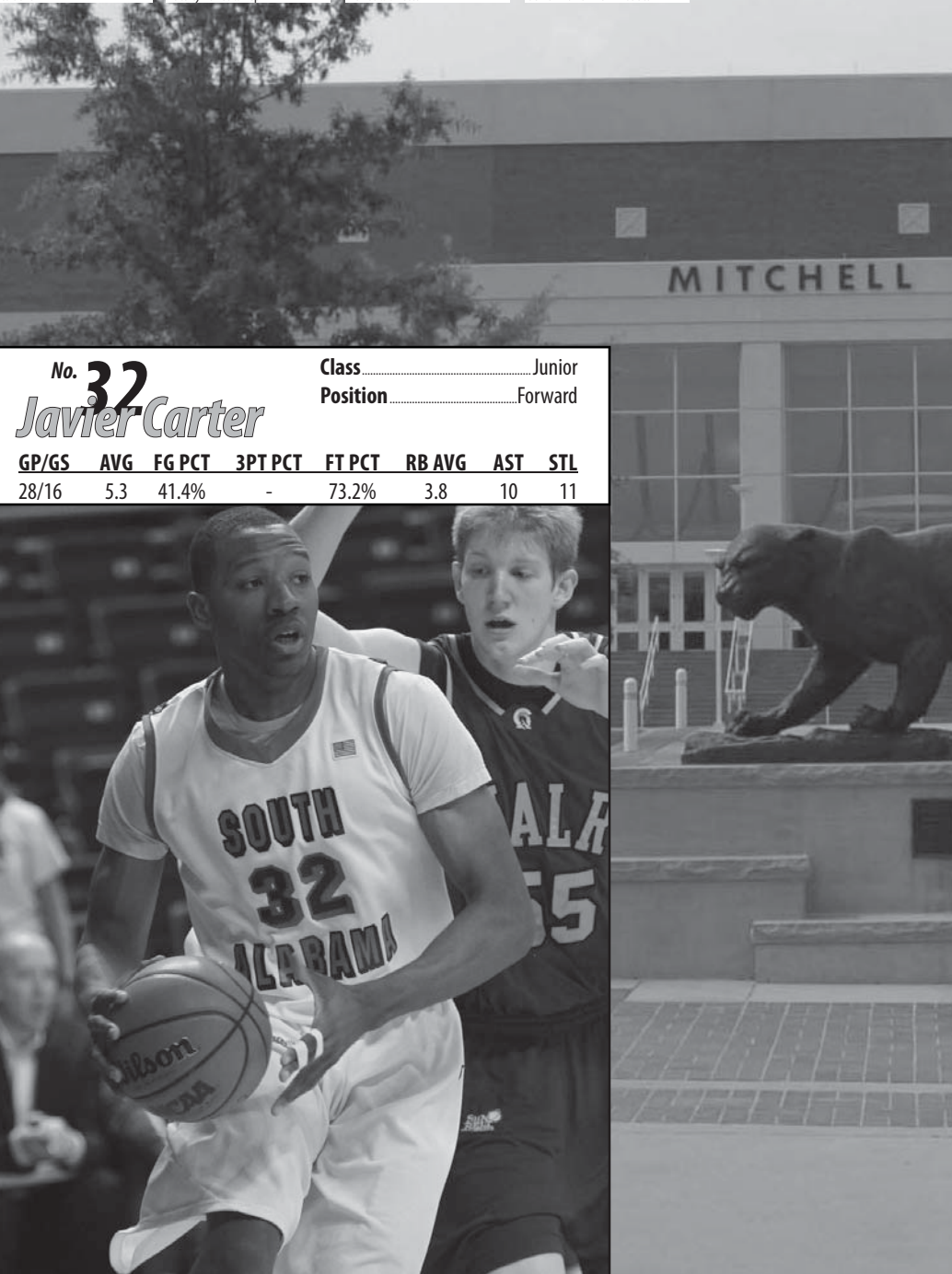
Sherry Kennemer
Senior Woman Administrator

Basketball Facts

Head Coach	Ronnie Arrow
Alma Mater, Year	Southwest Texas State, 1969
Record at USA (Years)	189-144 (12)
Career Record	323-235 (20)
Associate Head Coach	Jeff Price
Alma Mater, Year	Pikeville (KY), 1981
Years at USA	1st Season
Assistant Coach	Michael Floyd
Alma Mater, Year	Murray State, 1999
Years at USA	5th Season
Assistant Coach	Dominique Taylor
Alma Mater, Year	Murray State, 1999
Years at USA	1st Season
Director of Basketball Ops	Chris Coker
Years at USA	5th Season
Alma Mater, Year	North Alabama, 1994
Administrative Assistant	Debbie Snow
Basketball Office Phone	(251) 460-6104
Basketball Office Fax	N/A
Athletic Trainer	Matthew Brown

Team Facts

2010-11 Overall Record	12-16
Conference Record/Finish	6-10 (5th East)
Starters Returning/Lost	1/4
Letterwinners Returning/Lost	7/8
Newcomers	6
MBB Contact	Matt Horne
Office	(251) 414-8184
Cell	(912) 536-5806
Email	mhorne@usouthal.edu
Press Row Phone	(251) 460-7418
SID Fax	(251) 460-7297
SID Mailing Address	Department of Athletics 1209 Mitchell Center Mobile, AL 36688



No. 32

Javier Carter


Class..... Junior

Position..... Forward

GP/GS	AVG	FG PCT	3PT PCT	FT PCT	RB AVG	AST	STL
28/16	5.3	41.4%	-	73.2%	3.8	10	11



South Alabama **JAGUARS**



No. **21**
Augustine Rubit

Class.....Sophomore
Position.....Center

GP/GS	AVG	FG PCT	3PT PCT	FT PCT	RB AVG	AST	STL
28/27	13.1	55.9%	-	67.6%	11.0	25	16

Joined League: 1976

Location: Mobile, Ala.

Enrollment: 15,007

Nickname: Jaguars

Notable Alumni: Juan Pierre, Chicago White Sox; former Major League baseball players Mike Mordecai, Luis Gonzalez, Jon Lieber and Marlon Anderson; Tina Powell Allen, sculptor; Judsen Culbreth, Editor of Scholastic Magazine.

The University of South Alabama, the only major public institution of higher learning on the upper Gulf Coast, was created by act of the Alabama State Legislature in May, 1963. With Alabama's two older universities more than 200 miles distant, the University is strategically located in the greater Mobile area, which has a population of more than a million within a 100-mile radius. USA is divided into nine colleges and schools, and includes Alabama's second state-supported medical school. The university has an enrollment of over 14,000 students. To date, USA has awarded over 62,325 degrees. The University of South Alabama is among the fastest-growing universities in Alabama; from 1998 to 2008 USA enrollment grew 23 percent, while graduate enrollment grew 49 percent.

UALR

Arkansas State

Denver

Florida Atlantic

FIU

Louisiana-Lafayette

Louisiana-Monroe

Middle Tennessee

North Texas

South Alabama

Troy

Western Kentucky



2011-12 Jaguars Schedule					2010-11 Jaguars Results			
UALR	DATE	OPPONENT	LOCATION	TIME	DATE	OPPONENT	RESULT	
Arkansas State	Nov. 12	at Mississippi State	Starkville, Miss.	TBA	NOV. 12	SPRING HILL	W, 81-53	
	NOV. 16	MOBILE	MOBILE, ALA.	7:05 PM	Nov. 17	at Southern Miss	L, 58-93	
	Nov. 20	at Florida State	Tallahassee, Fla.	2:00 PM	NOV. 20	CENTRAL MICHIGAN	W, 82-76 (OT)	
	Nov. 23	at LSU	Baton Rouge, La.	7:00 PM	Nov. 23	at UAB	L, 58-82	
	NOV. 30	UAB	MOBILE, ALA.	7:05 PM	NOV. 28	LSU	L, 65-80	
	DEC. 3	ALABAMA A&M	MOBILE, ALA.	7:05 PM	Dec. 1	at Alabama	L, 50-72	
	DEC. 7	SOUTHERN MISS	MOBILE, ALA.	7:05 PM	Dec. 4	at Louisville	L, 70-97	
	DEC. 11	ALCORN STATE	MOBILE, ALA.	3:05 PM	DEC. 12	HOUSTON BAPTIST	W, 91-62	
	Dec. 15	at Texas A&M-Corpus Christi	Corpus Christi, Texas	7:00 PM	Dec. 18	at Georgia Southern	W, 68-58	
	DEC. 19	GEORGIA SOUTHERN	MOBILE, ALA.	7:05 PM	DEC. 21	ALCORN STATE	W, 86-76	
Denver	Dec. 22	vs. San Diego	Las Vegas, Nev.	4:00 PM	DEC. 27	MOBILE	W, 90-48	
	Dec. 31	at Middle Tennessee *	Murfreesboro, Tenn.	3:00 PM	Dec. 30	at Arkansas State *	L, 57-69	
	JAN. 5	NORTH TEXAS *	MOBILE, ALA.	7:05 PM	JAN. 2	MIDDLE TENNESSEE *	W, 63-57	
	JAN. 7	DENVER *	MOBILE, ALA.	7:05 PM	Jan. 6	at Florida Atlantic *	L, 57-65	
	Jan. 12	at Louisiana at Lafayette *	Lafayette, La.	7:05 PM	Jan. 8	at FIU *	L, 62-73	
	Jan. 14	at Troy *	Troy, Ala.	7:30 PM	JAN. 15	LOUISIANA-MONROE *	L, 65-67	
	JAN. 19	FIU *	MOBILE, ALA.	7:05 PM	JAN. 20	WKU *	L, 75-84	
	JAN. 21	MIDDLE TENNESSEE *	MOBILE, ALA.	7:05 PM	JAN. 22	FIU *	W, 86-78	
	Jan. 26	at UALR *	Little Rock, Ark.	7:00 PM	Jan. 27	at Troy *	W, 83-78	
	JAN. 29	TROY*	MOBILE, ALA.	TBA	JAN. 30	LOUISIANA-LAFAYETTE *	L, 70-76 (OT)	
Florida Atlantic	FEB. 2	FLORIDA ATLANTIC *	MOBILE, ALA.	7:05 PM	Feb. 3	at WKU *	W, 80-76	
	Feb. 4	at Western Kentucky *	Bowling Green, Ky.	7:00 PM	Feb. 5	at Middle Tennessee *	L, 62-85	
	FEB. 9	ARKANSAS STATE *	MOBILE, ALA.	7:05 PM	FEB. 10	TROY *	L, 59-72	
	Feb. 11	at Louisiana at Monroe *	Monroe, La.	4:00 PM	Feb. 17	at North Texas *	L, 79-82	
	FEB. 18	WESTERN KENTUCKY *	MOBILE, ALA.	7:05 PM	Feb. 20	at Denver *	W, 48-47	
	Feb. 23	at Florida Atlantic *	Boca Raton, Fla.	6:00 PM	FEB. 24	UALR *	W, 92-79	
	Feb. 25	at FIU *	Miami, Fla.	TBA	FEB. 27	FLORIDA ATLANTIC *	L, 64-74	
	Mar. 3-6	(1) at Sun Belt Conference Tournament	Hot Springs, Ark.	TBA	Mar. 5	(1) vs. (W5) UALR	L, 68-82	
	FIU	(1) Sun Belt Conference Tournament - Hot Springs, Ark.				(1) Sun Belt Conference Tournament - Hot Springs, Ark.		
		* Denotes Sun Belt Conference Game All Times Central (CT) and are Subject to Change Home games in BOLD CAPS				* Denotes Sun Belt Conference Game / Home games in BOLD CAPS		
2011-12 Jaguars Numerical Roster								
NO.		NAME	POS.	HT.	WT.	YR.	HOMETOWN	
1		Trey Anderson	G	6-3	185	JR	Carrollton, Texas	
2		Dallas Jones	G	6-4	215	SO	New Market, Ala.	
3		Xavier Roberson	G	6-1	180	JR	Houston, Texas	
10		Wendell Wright	G	6-5	195	JR	Long Beach, Calif.	
11		Freddie Goldstein	G	5-10	165	JR	Milwaukee, Wis.	
12		Jose Diaz	G	5-8	170	JR	Miami, Fla.	
Louisiana-Lafayette	13	Mychal Ammons	G/F	6-5	220	FR	Vicksburg, Miss.	
	21	Augustine Rubit	F	6-6	235	SO	Houston, Texas	
	24	DeAndre Hersey	F	6-6	215	JR	Carrollton, Ala.	
	25	Andre Gowins	C	6-9	240	SO	Gautier, Miss.	
	32	Javier Carter	F	6-6	215	JR	Dallas, Texas	
	33	J.J. Holland	G	6-2	180	FR	Christchurch, New Zealand	
	34	Antione Lundy	F	6-7	240	SR	Saginaw, Mich.	
	-	Arman Bayatpour	G	5-10	150	FR	Mobile, Ala.	
	2011-12 Jaguars Basketball Newcomers							
	NO.	NAME	POS.	HT.	WT.	YR.	HOMETOWN	
13	Mychal Ammons	G/F	6-6		FR	Vicksburg, Miss.		
1	Trey Anderson	G	6-4		JR	Carrollton, Texas		
11	Freddie Goldstein	G	5-9		JR	Milwaukee, Wisc.		
2	Dallas Jones	G	6-5		SO	New Market, Ala.		
3	Xavier Roberson	G	6-2		JR	Houston, Texas		
-	Arman Bayatpour	G	5-10	150	FR	Mobile, Ala.		
Louisiana-Monroe	2011-12 Jaguars Basketball Newcomers							
	NO.	NAME	POS.	HT.	WT.	YR.	HOMETOWN	
	13	Mychal Ammons	G/F	6-6		FR	Vicksburg, Miss.	
	1	Trey Anderson	G	6-4		JR	Carrollton, Texas	
	11	Freddie Goldstein	G	5-9		JR	Milwaukee, Wisc.	
	2	Dallas Jones	G	6-5		SO	New Market, Ala.	
	3	Xavier Roberson	G	6-2		JR	Houston, Texas	
	-	Arman Bayatpour	G	5-10	150	FR	Mobile, Ala.	
	Middle Tennessee	2011-12 Jaguars Basketball Newcomers						
		NO.	NAME	POS.	HT.	WT.	YR.	HOMETOWN
13		Mychal Ammons	G/F	6-6		FR	Vicksburg, Miss.	
1		Trey Anderson	G	6-4		JR	Carrollton, Texas	
11		Freddie Goldstein	G	5-9		JR	Milwaukee, Wisc.	
2		Dallas Jones	G	6-5		SO	New Market, Ala.	
3		Xavier Roberson	G	6-2		JR	Houston, Texas	
-		Arman Bayatpour	G	5-10	150	FR	Mobile, Ala.	
North Texas		2011-12 Jaguars Basketball Newcomers						
		NO.	NAME	POS.	HT.	WT.	YR.	HOMETOWN
	13	Mychal Ammons	G/F	6-6		FR	Vicksburg, Miss.	
	1	Trey Anderson	G	6-4		JR	Carrollton, Texas	
	11	Freddie Goldstein	G	5-9		JR	Milwaukee, Wisc.	
	2	Dallas Jones	G	6-5		SO	New Market, Ala.	
	3	Xavier Roberson	G	6-2		JR	Houston, Texas	
	-	Arman Bayatpour	G	5-10	150	FR	Mobile, Ala.	
	South Alabama	2011-12 Jaguars Basketball Newcomers						
		NO.	NAME	POS.	HT.	WT.	YR.	HOMETOWN
13		Mychal Ammons	G/F	6-6		FR	Vicksburg, Miss.	
1		Trey Anderson	G	6-4		JR	Carrollton, Texas	
11		Freddie Goldstein	G	5-9		JR	Milwaukee, Wisc.	
2		Dallas Jones	G	6-5		SO	New Market, Ala.	
3		Xavier Roberson	G	6-2		JR	Houston, Texas	
-		Arman Bayatpour	G	5-10	150	FR	Mobile, Ala.	
Troy		2011-12 Jaguars Basketball Newcomers						
		NO.	NAME	POS.	HT.	WT.	YR.	HOMETOWN
	13	Mychal Ammons	G/F	6-6		FR	Vicksburg, Miss.	
	1	Trey Anderson	G	6-4		JR	Carrollton, Texas	
	11	Freddie Goldstein	G	5-9		JR	Milwaukee, Wisc.	
	2	Dallas Jones	G	6-5		SO	New Market, Ala.	
	3	Xavier Roberson	G	6-2		JR	Houston, Texas	
	-	Arman Bayatpour	G	5-10	150	FR	Mobile, Ala.	
	Western Kentucky	2011-12 Jaguars Basketball Newcomers						
		NO.	NAME	POS.	HT.	WT.	YR.	HOMETOWN
13		Mychal Ammons	G/F	6-6		FR	Vicksburg, Miss.	
1		Trey Anderson	G	6-4		JR	Carrollton, Texas	
11		Freddie Goldstein	G	5-9		JR	Milwaukee, Wisc.	
2		Dallas Jones	G	6-5		SO	New Market, Ala.	
3		Xavier Roberson	G	6-2		JR	Houston, Texas	
-		Arman Bayatpour	G	5-10	150	FR	Mobile, Ala.	
In 2010-11, Ronnie Arrow became the third coach in league history to reach 100 career Sun Belt wins - he currently has								

Javier Carter › Jr. › F › 6-6 › 212



Javier Carter's return gives the Jaguars some quality depth in the low-post. No returning USA player has started as many games as Carter, who has earned 33 starting nods over the last two seasons. An explosive jumper, Carter's 60 blocks are the most by any active player on the roster and he ranked eighth in the conference last season in blocks per game (1.0). He started the last five games of the 2010-11 season and averaged 9.4 points and 1.8 blocks over that span, including a career high-tying five rejections at Denver.

Augustine Rubit › So. › C › 6-6 › 222



Augustine Rubit was one of the top freshmen in the nation last season, leading all Division I first-year players in rebounding (11.0) en route to earning the Sun Belt's Freshman of the Year award. He additionally received all-district recognition from the NABC and freshman all-America honors from CollegeInsider.com and the Basketball Times. His rebounding average was sixth in the nation and tops in the league, and he was one of two Sun Belt players to average a double-double for the season. Rubit's 14 double-doubles were second in the nation among DI freshman, behind only Jared Sullinger of Ohio State. He returns as South Alabama's leader in scoring (13.1), rebounding, assists (25), blocks (31) and steals (16).

In 2010-11, Ronnie Arrow became the third coach in league history to reach 100 career Sun Belt wins - he currently has 102 - and needs two to pass Dickey Nutt (103) for second place and ten to become the SBC's all-time leader, overtaking Gene Bartow (111).

South Alabama Head Coach Ronnie Arrow (189-144, 13th season)

Ronnie Arrow enters his 13th season at South Alabama and 21st as a Division I head coach with a 189-144 record at USA and a 323-235 mark overall. In 2010-11, he became the third coach in league history to reach 100 career Sun Belt wins—he currently has 102—and needs two to pass Dickey Nutt (103) for second place and ten to become the SBC's all-time leader, overtaking Gene Bartow (111).

Arrow returned to USA in 2007, where he coached from 1987-94, after an eight-year stint at Texas A&M-Corpus Christi. In his first year back, he led the Jaguars to a school-record 26 wins and an NCAA Tournament at-large berth, followed by a 20-12 mark in 2008-09. Arrow coached San Jacinto Junior College to three national titles and a 302-43 record from 1977-87.



UALR

Arkansas State

Denver

Florida Atlantic

FIU

Louisiana-Lafayette

Louisiana-Monroe

Middle Tennessee

North Texas

South Alabama

Troy

Western Kentucky

2010-11 OVERALL STATISTICS

#	PLAYER	TOTAL						3-PTS				REBOUNDS										AVG				
		GP	GS	MIN	AVG	FG	FGA	PCT	3FG	FGA	PCT	FT	FTA	PCT	OFF	DEF	TOT	AVG	PF	FO	AST		TO	BLK	STL	PTS
1	Brock, Martino	27	26	853	31.6	130	305	0.426	37	108	0.343	86	155	0.555	38	68	106	3.9	46	0	65	81	9	45	383	14.2
21	Rubit, Augustine	28	27	850	30.4	137	245	0.559	0	0	0.000	94	139	0.676	125	183	308	11.0	81	4	25	67	31	16	368	13.1
33	Williams, Tim	27	25	818	30.3	120	294	0.408	30	88	0.341	75	117	0.641	38	86	124	4.6	70	1	36	56	11	26	345	12.8
3	Cooks, Allyn	28	15	832	29.7	84	205	0.410	34	89	0.382	42	60	0.700	5	59	64	2.3	63	2	88	46	4	33	244	8.7
2	Redus, Gary	28	22	825	29.5	75	205	0.366	27	82	0.329	58	71	0.817	27	79	106	3.8	72	1	65	44	24	28	235	8.4
31	Cline, Matt	1	0	1	1.0	2	2	1.000	2	2	1.000	0	0	0.000	0	0	0	0.0	0	0	0	0	0	0	6	6.0
32	Carter, Javier	28	16	458	16.4	53	128	0.414	0	1	0.000	41	56	0.732	52	55	107	3.8	61	2	10	27	29	11	147	5.3
34	Lundy, Antione	8	0	113	14.1	11	30	0.367	2	8	0.250	7	11	0.636	5	16	21	2.6	12	0	0	9	2	3	31	3.9
4	Reyes, P.J.	10	0	81	8.1	10	28	0.357	5	17	0.294	11	17	0.647	5	12	17	1.7	6	0	6	7	2	1	36	3.6
11	Sanders, Rico	21	3	240	11.4	22	76	0.289	14	53	0.264	6	7	0.857	1	10	11	0.5	20	0	13	9	2	13	64	3.0
24	Hersey, DeAndre	26	2	279	10.7	25	52	0.481	1	3	0.333	14	18	0.778	26	30	56	2.2	33	0	11	15	23	6	65	2.5
10	Sims, Raymond	10	2	122	12.2	5	16	0.313	2	6	0.333	4	7	0.571	0	5	5	0.5	15	0	12	18	0	8	16	1.6
25	Gowins, Andre	9	0	37	4.1	4	9	0.444	0	0	0.000	2	3	0.667	1	1	2	0.2	6	0	0	3	0	3	10	1.1
22	Martin, Todd	21	2	134	6.4	5	21	0.238	4	18	0.222	3	5	0.600	1	6	7	0.3	17	0	10	7	1	3	17	0.8
12	Diaz, Jose	6	0	7	1.2	1	2	0.500	0	0	0.000	0	0	0.000	0	1	1	0.2	1	0	0	0	0	0	2	0.3
TOTAL.....		28				684	1618	0.423	158	475	0.333	443	666	0.665	375	649	1024	36.6	506	11	341	396	138	196	1969	70.3
OPPONENTS.....		28				739	1616	0.457	185	490	0.378	378	573	0.66	347	674	1021	36.5	562	-	367	410	107	184	2041	72.9

2010-11 SUN BELT CONFERENCE ONLY STATISTICS

#	PLAYER	GP	GS	MIN	AVG	TOTAL		3-PTS				REBOUNDS												AVG		
						FG	FGA	PCT	3FG	FGA	PCT	FT	FTA	PCT	OFF	DEF	TOT	AVG	PF	FO	AST	TO	BLK		STL	PTS
1	Brock, Martino	15	15	493	32.9	72	165	0.436	24	64	0.375	47	88	0.534	19	38	57	3.8	27	0	33	45	6	20	215	14.3
21	Rubit, Augustine	16	15	511	31.9	90	154	0.584	0	0	0.000	48	70	0.686	79	100	179	11.2	51	3	17	39	19	10	228	14.3
33	Williams, Tim	15	14	444	29.6	57	153	0.373	12	43	0.279	40	59	0.678	18	45	63	4.2	39	1	24	28	5	12	166	11.1
3	Cooks, Allyn	16	9	539	33.7	60	136	0.441	24	65	0.369	31	43	0.721	2	37	39	2.4	39	1	51	33	1	23	175	10.9
2	Redus, Gary	16	15	515	32.2	53	132	0.402	21	55	0.382	36	43	0.837	17	46	63	3.9	40	0	34	24	14	19	163	10.2
34	Lundy, Antione	7	0	102	14.6	10	28	0.357	2	7	0.286	7	10	0.700	5	16	21	3.0	10	0	0	9	2	3	29	4.1
32	Carter, Javier	16	7	233	14.6	19	46	0.413	0	0	0.000	12	17	0.706	18	27	45	2.8	32	1	4	14	16	5	50	3.1
11	Sanders, Rico	10	1	132	13.2	10	39	0.256	5	26	0.192	6	7	0.857	1	7	8	0.8	8	0	4	6	1	7	31	3.1
24	Hersey, DeAndre	14	2	154	11.0	14	28	0.500	1	3	0.333	7	8	0.875	7	15	22	1.6	15	0	8	11	12	4	36	2.6
22	Martin, Todd	13	2	99	7.6	2	12	0.167	2	10	0.200	3	4	0.750	0	5	5	0.4	11	0	7	3	1	2	9	0.7
25	Gowins, Andre	1	0	3	3.0	0	0	0.000	0	0	0.000	0	0	0.000	0	0	0	0.0	1	0	0	0	0	0	0	0.0
TOTAL.....		16				387	893	0.433	91	273	0.333	237	349	0.679	193	360	553	34.6	274	6	182	218	77	105	1102	68.9
OPPONENTS.....		16				420	911	0.461	106	284	0.373	216	323	0.669	195	372	567	35.4	300	-	209	214	57	104	1162	72.6

UALR



Troy TROJANS

Arkansas State

Denver

Florida Atlantic

FIU

Louisiana-Lafayette

Louisiana-Monroe

Middle Tennessee

North Texas

South Alabama

Troy

Western Kentucky

School Quick Facts

Chancellor.....	Dr. Jack Hawkins Jr.
Faculty Representative.....	Dr. Fred Green
Athletics Director.....	Steve Dennis
SWA.....	Sandy Atkins
Location.....	Troy, Alabama
Founded.....	1887
Enrollment.....	30,564
Nickname.....	Trojans
Colors.....	Cardinal, Silver & Black
Arena/Gym Name.....	Sartain Hall
Capacity.....	4,000
Athletic Dept. Phone.....	(334) 670-3834
Ticket Office Phone.....	(877) 878-WINS
Website.....	www.TroyTrojans.com
First Year of Basketball.....	1950-51
Overall All-Time Record.....	967-745 (.565)
No. Years in NCAA Tournament.....	1
Last Appearance.....	2003
Last Opponent (Result).....	Xavier (L)
No. Years in NIT.....	2
Last Appearance.....	2010
Last Opponent (Result).....	Ole Miss (L, 65-84)

Troy Administration



Dr. Jack Hawkins
Chancellor




Dr. Fred Green
Faculty Athletics Rep



Steve Dennis
Athletics Director



Sandy Atkins
Senior Woman Administrator




Basketball Facts

Head Coach.....	Don Maestri
Alma Mater, Year.....	Southern Miss, 1969
Record at Troy (Years).....	485-357 (29)
Career Record.....	Same
Associate Head Coach.....	David Felix
Alma Mater, Year.....	Troy, 1977
Years at Troy.....	31st Season
Assistant Coach.....	Michael Curry
Alma Mater, Year.....	Alabama State, 1996
Years at Troy.....	6th Season
Assistant Coach.....	Ben Fletcher
Alma Mater, Year.....	Troy, 2004
Years at Troy.....	7th Season
Administrative Assistant.....	LeAnn Register
Basketball Office Phone.....	(334) 670-3685
Basketball Office Fax.....	N/A
Athletic Trainer.....	Alyson Gramley


No. 3		Class.....Senior					
Steve Cunningham		Position.....Guard/Forward					
GP/GS	AVG	FG PCT	3PT PCT	FT PCT	RB AVG	AST	STL
23/14	4.4	48.3%	37.5%	32.3%	3.7	30	19

Team Facts

2010-11 Overall Record.....	8-21
Conference Record/Finish.....	6-10 (5th East)
Starters Returning/Lost.....	2/3
Letterwinners Returning/Lost.....	3/8
Newcomers.....	9
MBB Contact.....	Matt Mays
Office.....	(334) 670-5655
Cell.....	(985) 264-5185
Email.....	mtmays@troy.edu
Press Row Phone.....	(334) 670-3229
SID Fax.....	(334) 670-5665
SID Mailing Address.....	Tine Davis Fieldhouse 5000 Veterans Stadium Drive Troy, AL 36082



Troy TROJANS



No. 1 Will Weathers

Class.....Junior
Position.....Guard

GP/GS	AVG	FG PCT	3PT PCT	FT PCT	RB AVG	AST	STL
27/27	12.0	37.9%	32.1%	75%	4.7	178	50

Joined League: 2004

Location: Troy, Ala.

Enrollment: 30,564

Nickname: Trojans

Notable Alumni: Kevin Kregel, NASA mission commander; James Byron Huggins, author; Robert Smith, composer; Dr. Manley Johnson, economist; Vecepia Towery, 3rd season winner of Survivor.

Troy University is a public university located in Troy, Alabama and founded in 1887 as Troy Normal School with a mission to educate and train new teachers. Troy has since evolved into a comprehensive state university. The campus itself consists of 36 major buildings on 650 acres plus the adjacent Troy University Arboretum. The Troy University system consists of 60 sites in 17 U.S. states and 11 other countries. The Troy University System includes three other campuses in the state of Alabama in Dothan, Montgomery, and Phenix City. The university also has a very large off-campus/distance learning program and offers many courses in conjunction with the United States Armed Forces.

UALR

Arkansas State

Denver

Florida Atlantic

FIU

Louisiana-Lafayette

Louisiana-Monroe

Middle Tennessee

North Texas

South Alabama


Troy

Western Kentucky




2011-12 Trojans Schedule					2010-11 Trojans Results		
UALR	DATE	OPPONENT	LOCATION	TIME	DATE	OPPONENT	RESULT
Arkansas State	Nov. 11	at Texas Tech	Lubbock, Texas	8:00 PM	NOV. 12	HUNTINGDON COLLEGE	W, 100-59
	NOV. 13	LAGRANGE	TROY, ALA.	4:00 PM	Nov. 15	at Alabama	L, 60-79
	Nov. 19	at East Tennessee St.	Johnson City, Tenn.	4:00 PM	Nov. 19	at Georgia State	L, 70-80
	Nov. 22	at UAB	Birmingham, Ala.	TBA	Nov. 22	at UTSA	L, 70-81
	Nov. 26	at Southern Utah	Cedar City, Utah	8:00 PM	Nov. 26	at Mississippi State	L, 83-92 (OT)
Denver	NOV. 29	EAST TENNESSEE ST.	TROY, ALA.	7:00 PM	NOV. 29	UAB	L, 57-78
	DEC. 3	MIAMI (OHIO)	TROY, ALA.	7:00 PM	Dec. 4	at Arkansas	L, 60-75
	Dec. 10	at Mississippi State	Starkville, Miss.	1:00 PM	Dec. 11	at Miami (Ohio)	L, 73-80
	Dec. 15	at Belmont	Nashville, Tenn.	7:00 PM	DEC. 16	FLORIDA ATLANTIC *	L, 77-82 (OT)
	DEC. 19	SOUTHERN UTAH	TROY, ALA.	7:00 PM	DEC. 18	BELMONT	L, 63-98
Florida Atlantic	DEC. 22	UTSA	TROY, ALA.	7:00 PM	Dec. 21	(1) vs. Western Michigan	W, 102-99 (OT)
	Dec. 29	at Denver *	Denver, Colo.	8:00 PM	Dec. 22	(1) vs. Idaho State	L, 73-77
	Dec. 31	at North Texas *	Denton, Texas	3:00 PM	Dec. 23	(1) at Utah State	L, 39-80
	JAN. 5	MIDDLE TENNESSEE *	TROY, ALA.	7:30 PM	Jan. 6	at Louisiana-Lafayette *	L, 91-93
	Jan. 7	at Western Kentucky *	Bowling Green, Ky.	4:00 PM	Jan. 8	at UALR *	L, 73-76
FIU	JAN. 14	SOUTH ALABAMA *	TROY, ALA.	7:30 PM	JAN. 13	WKU *	W, 82-68
	JAN. 19	FLORIDA ATLANTIC *	TROY, ALA.	7:30 PM	JAN. 15	NORTH TEXAS *	W, 89-81
	JAN. 21	LOUISIANA-MONROE *	TROY, ALA.	7:30 PM	Jan. 20	at Middle Tennessee *	L, 51-63
	Jan. 26	at Middle Tennessee *	Murfreesboro, Tenn.	7:00 PM	Jan. 22	at WKU *	L, 58-77
	Jan. 29	at South Alabama *	Mobile, Ala.	TBA	JAN. 27	SOUTH ALABAMA *	L, 78-83
Louisiana-Lafayette	FEB. 2	FIU *	TROY, ALA.	7:30 PM	Jan. 29	at Louisiana-Monroe *	W, 74-68
	FEB. 4	LOUISIANA-LAFAYETTE *	TROY, ALA.	7:30 PM	FEB. 3	FIU *	L, 80-81 (OT)
	FEB. 11	WESTERN KENTUCKY *	TROY, ALA.	1:00 PM	Feb. 10	at South Alabama *	W, 72-59
	Feb. 16	at Arkansas State *	Jonesboro, Ark.	7:00 PM	FEB. 12	DENVER *	W, 64-55
	FEB. 18	UALR *	TROY, ALA.	7:30 PM	FEB. 17	MIDDLE TENNESSEE *	W, 69-65 (OT)
Louisiana-Monroe	Feb. 23	at FIU *	Miami, Fla.	TBA	FEB. 19	ARKANSAS STATE *	L, 63-71
	Feb. 25	at Florida Atlantic *	Boca Raton, Fla.	6:00 PM	Feb. 24	at Florida Atlantic *	L, 60-77
	Mar. 3-6	(1) at Sun Belt Conference Tournament	Hot Springs, Ark.	TBA	Feb. 26	at FIU *	L, 76-83 (OT)
					Mar. 5	(2) vs. (W4) North Texas	L, 69-83
(1) Sun Belt Conference Tournament - Hot Springs, Ark. * Denotes Sun Belt Conference Game All Times Central (CT) and are Subject to Change Home games in BOLD CAPS							
2011-12 Trojans Numerical Roster							
	NO.	NAME	POS.	HT.	WT.	YR.	HOMETOWN
Middle Tennessee	0	RJ Scott	G/F	6-4	200	RS-SO	Slidell, La.
	1	Will Weathers	G	6-1	170	JR	New Orleans, La.
	2	Deonata Jethroe	G	6-4	220	SO	Columbus, Miss
	3	Steven Cunningham	G/F	6-4	215	SR	Dothan, Ala.
	5	Justin Wright	G/F	6-5	220	JR	Pace, Fla.
North Texas	10	Emil Jones	G/F	6-3	185	JR	Hattiesburg, Miss.
	11	Alan Jones	G	6-1	180	JR	Wichita, Kan.
	15	Daronte Clark	G	6-2	190	SO	Gallatin, Tenn.
	20	Brian Feldman	G	5-10	180	RS-FR	Birmingham, Ala.
	30	Nic Combs	G	5-10	175	RS-SO	Edmond, Okla
South Alabama	32	Breon Dixon	F	6-7	195	FR	Ashburn, Ga.
	33	Westley Hinton	F	6-8	190	JR	Lawrenceville, Ga.
	34	Raymond Chambers	F	6-6	220	JR	Cincinnati, Ohio
	41	Sidki Muwallif	F	6-8	190	FR	Atlanta, Ga.
	42	Tim Owens	F	6-9	210	SR	Orlando, Fla.
2011-12 Trojans Basketball Newcomers							
	NO.	NAME	POS.	HT.	WT.	YR.	HOMETOWN
Troy	2	Deonata Jethroe	G	6-4	220	SO	Columbus, Miss
	5	Justin Wright	G/F	6-5	220	JR	Pace, Fla.
	10	Emil Jones	G/F	6-3	185	JR	Hattiesburg, Miss.
	11	Alan Jones	G	6-1	180	JR	Wichita, Kan.
	15	Daronte Clark	G	6-2	190	SO	Gallatin, Tenn.
Western Kentucky	32	Breon Dixon	F	6-7	195	FR	Ashburn, Ga.
	33	Westley Hinton	F	6-8	190	JR	Lawrenceville, Ga.
	34	Raymond Chambers	F	6-6	220	JR	Cincinnati, Ohio
	41	Sidki Muwallif	F	6-8	190	FR	Atlanta, Ga.
Don Maestri is entering his 30th season at the helm of the Troy basketball program, and the results speak for them-							

Steve Cunningham › Sr. › G/F › 6-4 › 215



The high-flying senior returns as one of just three Trojans that saw action in 2010-11 ... Cunningham saw action in 23 games a season ago and worked his way into the starting lineup by mid-season ... The Dothan, Ala., native earned a start in the Trojans final 14 games of the season ... On the season he averaged 4.4 points and 3.7 rebounds per game ... In just his second career start, Cunningham dropped a career-high 11 points in the Trojans win over North Texas at home (1/15/11).

Will Weathers › Jr. › G › 6-0 › 170



Last season, his first with the Trojans, Weathers quickly became one of the top point guards in the Sun Belt, earning Third Team All-Sun Belt honors...The sophomore led the league and finished sixth in the nation with 6.6 assists per game...His 178 total assists rank as the fourth highest total in Troy's Division I history...Weathers dished out 10+ assists on six different occasions, including a season-high 13 assists twice...The New Orleans, La. native posted six double-doubles including a rare 10 reb, 13 ast double-double against Idaho State (12/22/10)...Weathers also paced the Sun Belt with an average of 1.9 steals per game...The flashy point guard proved to be a scorer as well as he place in the Top 20 in the league with a 12.0 points per game average...Was named Sun Belt Player of the Week on Jan. 10 after scoring 32 against Louisiana-Lafayette and 27 against UALR in consecutive games.

Troy Head Coach Don Maestri (485-357, 30th season)

A lot has changed in 30 years, but one thing that has remained the same is the pair of Don Maestri and Troy basketball.

Maestri is entering his 30th season at the helm of the Troy basketball program, and the results speak for themselves – his winning percentage is close to .600 and he is nearing his 500th career victory, sitting just 15 wins shy of the milestone achievement.

Those 485 wins are the most all-time by a coach in Alabama at the NCAA level. Vann Pettaway (453, Alabama A&M) and Bill Jones (449, Jacksonville State) are the only others over the 400 mark.

When Maestri took over the reigns of the Troy basketball program in 1982, the Trojans had not posted a winning season in the previous five years.

In the 29 years since, Maestri turned the program into a perennial Division II national contender, then won four championships in a five year spat at the Division I level. The 2009-10 season was highlighted by Troy's first Sun Belt regular season title and a second consecutive postseason berth.

Maestri is a seven-time coach of the year and has received the honor in five different conferences, tying him with West Virginia's Bob Huggins for the most among active coaches.

As Maestri enters his 30th season as Troy's head man, he joins a very small prestigious list. Maestri is now one of just four active coaches in their 30th season or later at their current school, joining Jim Boeheim (36th year, Syracuse), Dave Bike (34th year, Sacred Heart) and Mike Krzyzewski (32nd year, Duke).

Maestri is a native of New Orleans, La. and is married to the former Sharon Rogers of Zionsville, Ind. The couple resides in Troy with their two children, Julea and Michael.

2010-11 OVERALL STATISTICS

#	PLAYER	TOTAL						3-PTS			REBOUNDS											AVG				
		GP	GS	MIN	AVG	FG	FGA	PCT	3FG	FGA	PCT	FT	FTA	PCT	OFF	DEF	TOT	AVG	PF	FO	AST		TO	BLK	STL	PTS
2	TAYLOR, Vernon	27	27	856	31.7	135	325	0.415	30	104	0.288	123	158	0.778	40	94	134	5.0	63	1	58	80	2	29	423	15.7
1	WEATHERS, Will	27	27	1000	37.0	111	293	0.379	25	78	0.321	78	104	0.750	29	99	128	4.7	74	0	178	110	3	50	325	12.0
21	TOOMBS, Bernard	29	29	823	28.4	116	224	0.518	0	0	0.000	47	81	0.580	83	185	268	9.2	84	1	20	39	47	24	279	9.6
5	HUDDLESTON, Regis	29	11	603	20.8	81	231	0.351	67	190	0.353	10	15	0.667	8	36	44	1.5	48	1	19	25	1	18	239	8.2
15	LEE, Travis	24	9	418	17.4	64	165	0.388	52	137	0.380	16	23	0.696	4	28	32	1.3	19	0	11	15	0	12	196	8.2
3	PATSATSIA, Levan	29	15	756	26.1	77	198	0.389	23	83	0.277	48	75	0.640	47	93	140	4.8	56	2	42	36	8	22	225	7.8
23	PATTERSON, Shawntez	26	12	536	20.6	72	176	0.409	43	98	0.439	6	15	0.400	28	60	88	3.4	44	1	18	34	13	8	193	7.4
13	ROSS, DeAndrae	8	1	156	19.5	15	39	0.385	7	23	0.304	3	6	0.500	4	10	14	1.8	14	1	13	13	0	2	40	5.0
44	CUNNINGHAM, Steven	23	14	464	20.2	43	89	0.483	6	16	0.375	10	31	0.323	32	53	85	3.7	42	2	30	36	17	19	102	4.4
42	OWENS, Tim	26	0	230	8.8	14	27	0.519	0	0	0.000	12	24	0.500	27	23	50	1.9	50	1	3	16	10	7	40	1.5
33	CLAYMAN, Flynn	13	0	108	8.3	5	29	0.172	2	14	0.143	2	4	0.500	4	4	8	0.6	15	0	3	6	3	2	14	1.1
TOTAL.....		29				733	1796	0.408	255	743	0.343	355	536	0.662	358	736	1094	37.7	509	10	395	414	104	193	2076	71.6
OPPONENTS.....		29				774	1746	0.443	257	699	0.368	438	627	0.699	339	806	1145	39.5	490	-	426	413	118	223	2243	77.3

2010-11 SUN BELT CONFERENCE ONLY STATISTICS

##	PLAYER	GP	GS	MIN	AVG	TOTAL		3-PTS			FT	FTA	PCT	REBOUNDS			AVG	PF	FO	AST	TO	BLK	STL	PTS	AVG	
						FG	FGA	PCT	3FG	FGA				PCT	OFF	DEF										TOT
2	TAYLOR, Vernon	16	16	508	31.8	75	180	0.417	16	57	0.281	83	100	0.830	24	53	77	4.8	36	1	30	45	0	18	249	15.6
1	WEATHERS, Will	16	16	622	38.9	78	186	0.419	17	47	0.362	55	71	0.775	16	59	75	4.7	44	0	111	71	1	27	228	14.3
15	LEE, Travis	16	8	299	18.7	49	107	0.458	41	91	0.451	7	12	0.583	2	17	19	1.2	11	0	7	13	0	10	146	9.1
21	TOOMBS, Bernard	16	16	453	28.3	56	103	0.544	0	0	0.000	30	48	0.625	41	108	149	9.3	50	1	10	21	23	16	142	8.9
5	HUDDLESTON, Regis	16	5	316	19.8	43	124	0.347	33	101	0.327	10	13	0.769	2	20	22	1.4	23	0	8	15	0	13	129	8.1
3	PATSATSIA, Levan	16	3	364	22.8	36	94	0.383	11	39	0.282	14	25	0.560	30	44	74	4.6	31	1	16	15	6	7	97	6.1
44	CUNNINGHAM, Steven	14	13	335	23.9	32	58	0.552	5	11	0.455	8	24	0.333	19	39	58	4.1	26	2	20	29	13	15	77	5.5
23	PATTERSON, Shawntez	14	3	210	15.0	24	67	0.358	13	35	0.371	1	2	0.500	10	27	37	2.6	20	0	3	18	6	4	62	4.4
42	OWENS, Tim	15	0	128	8.5	9	17	0.529	0	0	0.000	5	10	0.500	12	9	21	1.4	29	1	1	12	6	3	23	1.5
33	CLAYMAN, Flynn	10	0	65	6.5	1	12	0.083	0	6	0.000	2	3	0.667	0	3	3	0.3	10	0	2	5	1	1	4	0.4
TOTAL.....		16				403	948	0.425	136	387	0.351	215	308	0.698	186	409	595	37.2	280	6	208	246	56	114	1157	72.3
OPPONENTS.....		16				407	953	0.427	125	363	0.344	243	350	0.694	198	417	615	38.4	270	-	208	249	61	144	1182	73.9

UALR



Western Kentucky **HILLTOPPERS**

Arkansas State

School Quick Facts

President.....	Dr. Gary Ransdell
Faculty Representative	Dr. James Brown
Athletics Director	Ross Bjork
SWA	Pam Herriford
Location	Bowling Green, Kentucky
Founded	1906
Enrollment	20,885
Nickname.....	Hilltoppers
Colors	Red & White
Arena/Gym Name.....	E.A. Diddle Arena
Capacity	7,326
Athletic Dept. Phone	(270) 745-3542
Ticket Office Phone.....	(800) 5-BIG-RED
Website.....	www.wkusports.com
First Year of Basketball	1914-15
Overall All-Time Record	1643-808 (.670)
No. Years in NCAA Tournament	21
Last Appearance	2009
Last Opponent (Result)	Gonzaga (L, 81-83)
No. Years in NIT.....	13
Last Appearance	2006
Last Opponent (Result)	South Carolina (L, 55-74)

Denver

Florida Atlantic

FIU

Louisiana-Lafayette

Louisiana-Monroe

Middle Tennessee

North Texas

South Alabama

Troy

Western Kentucky

Western Kentucky Administration



Dr. Gary Ransdell
President



Dr. James Brown
Faculty Athletics Rep



Ross Bjork
Athletics Director




Pam Herriford
Senior Woman Administrator

Basketball Facts


Head Coach	Ken McDonald
Alma Mater, Year	Providence, 1992
Record at WKU (Years)	62-38 (three)
Career Record	Same
Assistant Coach	Ray Harper
Alma Mater, Year	Kentucky Wesleyan, 1985
Years at WKU	4th Season
Assistant Coach	Lawrence Brenneman
Alma Mater, Year	Geneva, 1985
Years at WKU	4th Season
Assistant Coach	Jake Morton
Alma Mater, Year	Miami, 1993
Years at WKU	1st Season
Director of Basketball Operations	Andrew Theokas
Years at WKU	2nd Season
Alma Mater, Year	William & Mary, 1992
Administrative Assistant	Renee Smith
Basketball Office Phone	(270) 745-2131
Basketball Office Fax	(270) 745-5091
Athletic Trainer	Mike Gaddie

Team Facts

2010-11 Overall Record	16-16
Conference Record/Finish	8-8 (3rd East)
Starters Returning/Lost	2/3
Letterwinners Returning/Lost	6/5
Newcomers	8
MBB Contact	Michael Schroeder
Office	(270) 745-5045
Cell	(270) 799-8984
Email	michael.schroeder@wku.edu
Press Row Phone	(270) 745-6941
SID Fax	(270) 745-3444
SID Mailing Address	Athletic Media Relations 1454 E A Diddle Arena 1605 Avenue of Champions Bowling Green, KY 42101-6412



No. 14		Class..... Junior					
Jamal Crook		Position..... Guard					
GP/GS	AVG	FG PCT	3PT PCT	FT PCT	RB AVG	AST	STL
31/17	3.6	36%	-	66%	2.2	112	29



Western Kentucky **HILLTOPPERS**



No. **10**
Caden Dickerson

Class.....Junior

Position.....Guard

GP/GS	AVG	FG PCT	3PT PCT	FT PCT	RB AVG	AST	STL
32/27	6.0	36.8%	38.8%	84.8%	1.7	38	14

Joined League: 1982

Location: Bowling Green, Ky.

Enrollment: 20,885

Nickname: Hilltoppers

Notable Alumni: E.A. Diddle, Hall of Fame Basketball Coach; Gen. Russell Dougherty, retired commander of the Strategic Air Command; Julian Goodman, former president of NBC; Donald Kendall, former chairman of PepsiCo; Lt. Col. Terry Wilcutt, space shuttle pilot; John Carpenter, movie director.

Western Kentucky University is a public university in Bowling Green, Kentucky. It was formally founded by the Commonwealth of Kentucky in 1906, though its roots reach back a quarter-century earlier. WKU sits atop the highest point in south-central Kentucky, a hill called College Heights with a commanding view of the Barren River valley. The campus flows from the top of College Heights, also known as The Hill, down its north, south and west faces. Besides the main campus at College Heights, WKU operates a satellite campus in Bowling Green and regional campuses in Glasgow, Elizabethtown/Fort Knox and in Owensboro.

UAB

Arkansas State

Denver

Florida Atlantic

FIU

Louisiana-Lafayette

Louisiana-Monroe

Middle Tennessee



North Texas

South Alabama

Troy

Western Kentucky



2011-12 Hilltoppers Schedule					2010-11 Hilltoppers Results				
UALR	DATE	OPPONENT	LOCATION	TIME	DATE	OPPONENT	RESULT		
Arkansas State	NOV. 11	SAINT JOSEPH'S	BOWLING GREEN, KY.	7:00 PM	Nov. 12	at St. Joseph's	W, 98-70		
	NOV. 14	TENNESSEE STATE	BOWLING GREEN, KY.	7:00 PM	Nov. 15	Alabama A&M	W, 83-61		
	Nov. 17	(1) vs. Tulsa	Charleston, S.C.	11:30 AM	Nov. 18	(1) vs. Minnesota	L, 77-95		
	Nov. 18	(1) vs. TBD	Charleston, S.C.	TBA	Nov. 19	(1) vs. Hofstra	W, 62-60		
	Nov. 20	(1) vs. TBD	Charleston, S.C.	TBA	Nov. 21	(1) vs. Davidson	L, 51-64		
	NOV. 23	VCU	BOWLING GREEN, KY.	7:00 PM	NOV. 27	SOUTH CAROLINA	L, 85-87 (20T)		
	NOV. 26	SOUTHEASTERN LOUISIANA	BOWLING GREEN, KY.	7:00 PM	Dec. 1	at Vanderbilt	L, 62-82		
	DEC. 1	MURRAY STATE	BOWLING GREEN, KY.	7:00 PM	Dec. 4	at No. 14/15 Memphis	L, 61-77		
	DEC. 4	BOWLING GREEN STATE	BOWLING GREEN, KY.	2:00 PM	Dec. 8	at Bowling Green State	W, 59-52		
	Dec. 7	at Southern Illinois	Carbondale, Ill.	7:05 PM	DEC. 11	SOUTHERN ILLINOIS	W, 53-46		
Denver	Dec. 10	at IUPUI	Indianapolis, Ind.	6:00 PM	Dec. 18	at Murray State	L, 60-69		
	DEC. 17	FURMAN	BOWLING GREEN, KY.	7:00 PM	DEC. 22	NO. 25 LOUISVILLE	L, 82-114		
	Dec. 23	at Louisville	Louisville, Ky.	6:00 PM	Jan. 1	at Arkansas State *	L, 73-81		
	Dec. 28	at Louisiana-Monroe *	Monroe, La.	7:30 PM	JAN. 6	DENVER *	L, 59-62		
	DEC. 31	FIU *	BOWLING GREEN, KY.	1:00 PM	Jan. 13	at Troy *	L, 68-82		
	JAN. 5	LOUISIANA-LAFAYETTE *	BOWLING GREEN, KY.	7:00 PM	JAN. 15	FLORIDA ATLANTIC *	L, 73-78		
	JAN. 7	TROY *	BOWLING GREEN, KY.	4:00 PM	Jan. 20	at South Alabama *	W, 84-75		
	Jan. 12	at North Texas *	Denton, Texas	7:00 PM	JAN. 22	TROY *	W, 77-58		
	Jan. 15	at Denver *	Denver, Colo.	2:00 PM	Jan. 27	at FIU *	W, 81-78		
	JAN. 21	UALR *	BOWLING GREEN, KY.	1:00 PM	Jan. 29	at Florida Atlantic *	W, 57-53		
Florida Atlantic	Jan. 26	at Florida Atlantic *	Boca Raton, Fla.	6:00 PM	FEB. 3	SOUTH ALABAMA *	L, 76-80		
	Jan. 28	at FIU *	Miami, Fla.	TBA	FEB. 5	LOUISIANA-MONROE *	W, 81-61		
	FEB. 4	SOUTH ALABAMA *	BOWLING GREEN, KY.	7:00 PM	FEB. 10	MIDDLE TENNESSEE *	L, 59-72		
	Feb. 9	at Middle Tennessee *	Murfreesboro, Tenn.	7:00 PM	FEB. 12	NORTH TEXAS *	W, 87-76		
	Feb. 11	at Troy *	Troy, Ala.	1:00 PM	FEB. 14	FLORIDA GULF COAST	W, 80-70		
	FEB. 16	FLORIDA ATLANTIC *	BOWLING GREEN, KY.	7:00 PM	Feb. 17	at UALR *	W, 61-59		
	Feb. 18	at South Alabama *	Mobile, Ala.	7:05 PM	Feb. 19	at Louisiana-Lafayette *	L, 64-67		
	FEB. 23	ARKANSAS STATE *	BOWLING GREEN, KY.	7:00 PM	FEB. 24	FIU *	W, 80-73		
	FEB. 25	MIDDLE TENNESSEE *	BOWLING GREEN, KY.	7:00 PM	Feb. 26	at Middle Tennessee *	L, 39-57		
	Mar. 3-6	(1) at Sun Belt Conference Tournament	Hot Springs, Ark.	TBA	Mar. 5	(2) vs. (W6) Louisiana-Monroe	W, 66-50		
Louisiana-Lafayette					Mar. 6	(2) vs. (W2) Louisiana-Lafayette	W, 81-76		
					Mar. 7	(2) vs. (W4) North Texas	L, 62-81		
	(1) 2011 Charleston Classic - Charleston, S.C. (2) Sun Belt Conference Tournament - Hot Springs, Ark. * Denotes Sun Belt Conference Game All Times Central (CT) and are Subject to Change Home games in BOLD CAPS				(1) 4th Annual Puerto Rico Tip-Off - San Juan, P.R. (2) Sun Belt Conference Tournament - Hot Springs, Ark. * Denotes Sun Belt Conference Game / Home games in BOLD CAPS				
	2011-12 Hilltoppers Numerical Roster					Jamal Crook › Jr. › G › 6-3 › 175			
	NO.	NAME	POS.	HT.	WT.	YR.	HOMETOWN		
	0	Kene Anyigbo	F	6-5	250	SO	Bellaire, Texas	 <p>Jamal Crook emerged on the scene in 2010-11 as a key contributor in the Hilltopper backcourt. Crook finished his sophomore campaign ranked third in the Sun Belt Conference in assist-to-turnover ratio and fifth in assists per game, and he led WKU in assists 16 times. The Louisville, Ky., native upped his production in 2010-11 to 3.6 points and 2.2 rebounds per game in an average of 20.3 minutes per contest, and he started the final 12 games of the season. Crook shined when the lights were brightest, as he had two games of nine assists each against Troy and North Texas, and he became the first Hilltopper in two-and-a-half seasons to have 10 assists in a game when he dished out 10 against FIU on February 24.</p>	
	1	Kevin Kaspar	G	6-1	173	FR	Istanbul, Turkey		
	3	Kahlil McDonald	G	6-3	200	SR	Brooklyn, N.Y.		
	5	Derrick Gordon	G	6-2	185	FR	Elizabeth, N.J.		
	10	Caden Dickerson	G	6-4	200	JR	Argyle, Texas		
11	Spence Sheldon	G	5-11	165	FR	Bowling Green, Ky.			
14	Jamal Crook	G	6-3	175	JR	Louisville, Ky.			
15	O'Karo Akamune	F	6-6	205	SO	Miami, Fla.			
21	Nigel Snipes	F	6-5	205	FR	Marietta, Ga.			
22	Teeng Akol	F/C	6-11	217	RS-JR	Wian, Sudan			
24	Stephon Drane	F	6-7	228	SO	Raleigh, N.C.			
41	Vinny Zollo	F	6-8	240	FR	Winchester, Ky.			
44	George Fant	F	6-5	245	FR	Bowling Green, Ky.			
52	T.J. Price	G	6-3	220	FR	Slidell, La.			
2011-12 Hilltoppers Basketball Newcomers					Caden Dickerson › Jr. › G › 6-4 › 200				
NO.	NAME	POS.	HT.	WT.	YR.	HOMETOWN			
1	Kevin Kaspar	G	6-1	173	FR	Istanbul, Turkey	 <p>Caden Dickerson has proven to be one of the most consistent Hilltoppers in his first two seasons at WKU, as he has seen action in every contest of his first two campaigns on the Hill. As a sophomore in 2010-11, he led WKU in both free throw and three-point field goal percentage, and in doing so became the first Hilltopper to lead the team in shooting percentage from distance in back-to-back seasons since Tremain Rowles in 1998-99 and 1999-2000. Dickerson's proficiency at the free throw line in 2010-11 included a streak of 27-straight made free throws that was the third-longest active streak in the nation at the time. The Argyle, Texas product made 27 starts and averaged 28.3 minutes per game last season, which ranked fourth on the team, and contributed 6.0 points per contest.</p>		
5	Derrick Gordon	G	6-2	185	FR	Elizabeth, N.J.			
11	Spence Sheldon	G	5-11	165	FR	Bowling Green, Ky.			
15	O'Karo Akamune	F	6-6	205	SO	Miami, Fla.			
21	Nigel Snipes	F	6-5	205	FR	Marietta, Ga.			
41	Vinny Zollo	F	6-8	240	FR	Winchester, Ky.			
44	George Fant	F	6-5	245	FR	Bowling Green, Ky.			
52	T.J. Price	G	6-3	220	FR	Slidell, La.			
WKU will welcome eight newcomers to the 2011-12 roster and will be looking to replace 66.0 percent of its scoring and									

WKU will welcome eight newcomers to the 2011-12 roster and will be looking to replace 66.0 percent of its scoring and 64.8 percent of its rebounding from last year's squad.

Western Kentucky Head Coach Ken McDonald (62-38, 4th season)

Ken McDonald begins his fourth season as head men's basketball coach at Western Kentucky University in 2011-12 as one of just five fourth-year coaches in the nation to have accumulated at least 60 wins in his first three seasons.

In three seasons at WKU, McDonald has compiled a 62-38 record, thanks in part to two 20-win campaigns, and the Hilltoppers won a Sun Belt Conference regular season and tournament title under his guidance in 2008-09. WKU advanced to its 21st NCAA Tournament that season, and McDonald piloted the Hilltoppers to a first-round victory over Illinois.

McDonald joined an impressive group of three other Hilltopper coaches after putting together a .700 winning percentage through his first 40 games on the WKU bench, and he also lays claim to the best start to Sun Belt Conference play by a WKU head coach, winning 19 of his first 23 league contests.



UAB

Arkansas State

Denver

Florida Atlantic

FIU

Louisiana-Lafayette

Louisiana-Monroe

Middle Tennessee

North Texas

South Alabama

Troy

Western Kentucky

2010-11 OVERALL STATISTICS

#	PLAYER	TOTAL						3-PTS			REBOUNDS										AVG					
		GP	GS	MIN	AVG	FG	FGA	PCT	3FG	FGA	PCT	FT	FTA	PCT	OFF	DEF	TOT	AVG	PF	FO		AST	TO	BLK	STL	PTS
1	Kerusch, Sergio	32	29	992	31.0	193	398	0.485	46	150	0.307	67	104	0.644	101	152	253	7.9	89	6	15	45	12	13	499	15.6
30	Pettigrew, Steffphon	32	32	1085	33.9	182	372	0.489	30	102	0.294	73	127	0.575	83	111	194	6.1	88	0	42	64	20	24	467	14.6
2	Pattillo, Juan	32	27	953	29.8	160	321	0.498	0	3	0.000	117	180	0.650	95	195	290	9.1	94	2	45	95	56	48	437	13.7
3	McDonald, Kahlil	31	7	730	23.5	61	219	0.279	46	160	0.288	41	56	0.732	10	43	53	1.7	71	1	61	57	2	10	209	6.7
12	Brown, Ken	9	6	206	22.9	18	45	0.400	8	21	0.381	16	19	0.842	2	18	20	2.2	20	1	26	31	3	15	60	6.7
23	Peters, Brandon	12	9	279	23.3	28	77	0.364	7	24	0.292	15	23	0.652	8	24	32	2.7	21	0	23	28	2	11	78	6.5
10	Dickerson, Caden	32	27	905	28.3	56	152	0.368	40	103	0.388	39	46	0.848	19	35	54	1.7	52	0	38	38	1	14	191	6.0
5	Dixon, Cliff	22	6	356	16.2	44	101	0.436	1	1	1.000	16	44	0.364	28	62	90	4.1	40	0	20	28	6	11	105	4.8
14	Crook, Jamal	31	17	629	20.3	40	111	0.360	0	6	0.000	31	47	0.660	18	51	69	2.2	55	0	112	56	5	29	111	3.6
22	Akol, Teeng	19	0	148	7.8	18	42	0.429	1	1	1.000	11	16	0.688	14	20	34	1.8	24	0	4	14	16	0	48	2.5
24	Drane, Stephon	18	0	75	4.2	7	11	0.636	0	1	0.000	7	11	0.636	4	10	14	0.8	12	0	0	5	1	4	21	1.2
15	Anyigbo, Kene	14	0	48	3.4	1	4	0.250	0	0	0.000	11	18	0.611	1	9	10	0.7	11	0	1	5	0	3	13	0.9
55	Gabbard, Mike	12	0	44	3.7	1	2	0.500	0	1	0.000	1	2	0.500	0	0	0	0.0	4	0	5	3	0	3	3	0.3
TOTAL.....		32				809	1855	0.436	179	573	0.312	445	693	0.642	427	760	1187	37.1	582	10	392	475	124	185	2242	70.1
OPPONENTS.....		32				831	1900	0.437	216	595	0.363	385	590	0.653	422	757	1179	36.8	629	-	419	451	104	203	2263	70.7

2010-11 SUN BELT CONFERENCE ONLY STATISTICS

#	PLAYER	TOTAL						3-PTS				REBOUNDS														
		GP	GS	MIN	AVG	FG	FGA	PCT	3FG	FGA	PCT	FT	FTA	PCT	OFF	DEF	TOT	AVG	PF	FO	AST	TO	BLK	STL	PTS	AVG
1	Kerusch, Sergio	16	16	521	32.6	106	213	0.498	18	75	0.240	33	52	0.635	57	85	142	8.9	53	5	7	26	11	4	263	16.4
30	Pettigrew, Steffphon	16	16	532	33.2	98	182	0.538	18	44	0.409	43	68	0.632	41	65	106	6.6	43	0	16	33	14	11	257	16.1
2	Pattillo, Juan	16	13	472	29.5	75	143	0.524	0	2	0.000	48	73	0.658	47	90	137	8.6	49	2	23	42	25	17	198	12.4
3	McDonald, Kahlil	16	7	466	29.1	37	129	0.287	28	96	0.292	35	46	0.761	6	30	36	2.3	44	1	38	40	2	6	137	8.6
10	Dickerson, Caden	16	16	473	29.6	31	85	0.365	21	57	0.368	17	18	0.944	11	18	29	1.8	30	0	20	24	1	3	100	6.3
14	Crook, Jamal	16	9	386	24.1	22	71	0.310	0	5	0.000	25	37	0.676	10	35	45	2.8	30	0	73	33	3	15	69	4.3
5	Dixon, Cliff	10	3	159	15.9	19	49	0.388	0	0	0.000	4	12	0.333	6	26	32	3.2	17	0	9	9	2	3	42	4.2
22	Akol, Teeng	13	0	109	8.4	14	32	0.438	1	1	1.000	4	8	0.500	11	15	26	2.0	15	0	4	9	13	0	33	2.5
15	Anyigbo, Kene	5	0	12	2.4	0	1	0.000	0	0	0.000	8	12	0.667	1	2	3	0.6	3	0	0	0	0	0	8	1.6
24	Drane, Stephon	11	0	48	4.4	4	5	0.800	0	1	0.000	3	4	0.750	1	6	7	0.6	9	0	0	5	1	1	11	1.0
4	Gabbard, Mike	4	0	22	5.5	1	1	1.000	0	0	0.000	0	0	0.000	0	0	0	0.0	1	0	2	1	0	3	2	0.5
TOTAL.....		16				407	911	0.447	86	281	0.306	220	330	0.667	214	387	601	37.6	295	8	192	223	72	63	1120	70.0
OPPONENTS.....		16				403	942	0.428	111	296	0.375	192	288	0.667	206	354	560	35.0	304	-	203	188	45	87	1109	69.3



Sun Belt Team Stats - All Games

SCORING OFFENSE

##	Team	G	W-L	Pts	Avg/G
1.	North Texas	33	22-11	2516	76.2
2.	FIU	30	11-19	2150	71.7
3.	Troy	29	8-21	2076	71.6
4.	Louisiana-Lafayette	29	14-15	2055	70.9
5.	South Alabama	28	12-16	1969	70.3
6.	Western Kentucky	32	16-16	2242	70.1
7.	Middle Tennessee	32	16-16	2218	69.3
8.	Florida Atlantic	32	21-11	2191	68.5
9.	Arkansas State	32	17-15	2188	68.4
10.	UALR	36	19-17	2457	68.2
11.	Denver	30	13-17	1800	60.0
12.	Louisiana-Monroe	31	7-24	1859	60.0

SCORING DEFENSE

##	Team	G	Pts	Avg/G
1.	Denver	30	1817	60.6
2.	Arkansas State	32	2066	64.6
3.	Middle Tennessee	32	2121	66.3
4.	Florida Atlantic	32	2137	66.8
5.	UALR	36	2426	67.4
6.	Louisiana-Monroe	31	2126	68.6
7.	Western Kentucky	32	2263	70.7
8.	Louisiana-Lafayette	29	2067	71.3
9.	North Texas	33	2358	71.5
10.	South Alabama	28	2041	72.9
11.	FIU	30	2262	75.4
12.	Troy	29	2243	77.3

SCORING MARGIN

##	TEAM	G	OFF	DEF	MARGIN
1.	North Texas	33	76.2	71.5	+4.8
2.	Arkansas State	32	68.4	64.6	+3.8
3.	Middle Tennessee	32	69.3	66.3	+3.0
4.	Florida Atlantic	32	68.5	66.8	+1.7
5.	UALR	36	68.2	67.4	+0.9
6.	Louisiana-Lafayette	29	70.9	71.3	-0.4
7.	Denver	30	60.0	60.6	-0.6
8.	Western Kentucky	32	70.1	70.7	-0.7
9.	South Alabama	28	70.3	72.9	-2.6
10.	FIU	30	71.7	75.4	-3.7
11.	Troy	29	71.6	77.3	-5.8
12.	Louisiana-Monroe	31	60.0	68.6	-8.6

FREE THROW PCT

##	Team	G	FTM	FTA	Pct
1.	North Texas	33	675	900	.750
2.	Denver	30	366	505	.725
3.	Middle Tennessee	32	584	823	.710
4.	Arkansas State	32	531	750	.708
5.	UALR	36	565	819	.690
6.	FIU	30	550	802	.686
7.	South Alabama	28	443	666	.665
8.	Louisiana-Lafayette	29	474	714	.664
9.	Troy	29	355	536	.662
10.	Florida Atlantic	32	456	692	.659
11.	Louisiana-Monroe	31	363	560	.648
12.	Western Kentucky	32	445	693	.642

FIELD GOAL PERCENTAGES

##	Team	G	FG	FGA	Pct
1.	North Texas	33	831	1736	.479
2.	Denver	30	601	1324	.454
3.	Florida Atlantic	32	784	1765	.444
4.	FIU	30	718	1638	.438
5.	Louisiana-Lafayette	29	715	1639	.436
6.	Western Kentucky	32	809	1855	.436
7.	Arkansas State	32	745	1724	.432
8.	Middle Tennessee	32	733	1719	.426
9.	UALR	36	825	1938	.426
10.	South Alabama	28	684	1618	.423
11.	Louisiana-Monroe	31	669	1606	.417
12.	Troy	29	733	1796	.408

FIELD GOAL PCT DEFENSE

##	Team	G	FG	FGA	Pct
1.	Arkansas State	32	711	1696	.419
2.	Middle Tennessee	32	662	1554	.426
3.	Florida Atlantic	32	743	1728	.430
4.	UALR	36	811	1867	.434
5.	Louisiana-Lafayette	29	696	1594	.437
6.	Western Kentucky	32	831	1900	.437
7.	North Texas	33	854	1934	.442
8.	Troy	29	774	1746	.443
9.	FIU	30	766	1712	.447
10.	Denver	30	577	1264	.456
11.	South Alabama	28	739	1616	.457
12.	Louisiana-Monroe	31	734	1554	.472

3-POINT FG PCT

##	Team	G	FG	FGA	Pct
1.	Denver	30	232	578	.401
2.	UALR	36	242	615	.393
3.	North Texas	33	179	475	.377
4.	Louisiana-Lafayette	29	151	435	.347
5.	Troy	29	255	743	.343
6.	Middle Tennessee	32	168	492	.341
7.	South Alabama	28	158	475	.333
8.	Arkansas State	32	167	506	.330
9.	FIU	30	164	500	.328
10.	Florida Atlantic	32	167	515	.324
11.	Louisiana-Monroe	31	158	492	.321
12.	Western Kentucky	32	179	573	.312

3-POINT FG PCT DEFENSE

##	Team	G	FG	FGA	Pct
1.	UALR	36	222	658	.337
2.	North Texas	33	190	563	.337
3.	Louisiana-Lafayette	29	169	488	.346
4.	FIU	30	224	645	.347
5.	Arkansas State	32	185	532	.348
6.	Middle Tennessee	32	185	530	.349
7.	Florida Atlantic	32	175	493	.355
8.	Western Kentucky	32	216	595	.363
9.	Troy	29	257	699	.368
10.	South Alabama	28	185	490	.378
11.	Louisiana-Monroe	31	214	556	.385
12.	Denver	30	119	291	.409

REBOUNDING OFFENSE

##	Team	G	Reb	Avg/G
1.	Troy	29	1094	37.7
2.	Louisiana-Lafayette	29	1085	37.4
3.	Western Kentucky	32	1187	37.1
4.	Arkansas State	32	1177	36.8
5.	South Alabama	28	1024	36.6
6.	North Texas	33	1165	35.3
7.	Middle Tennessee	32	1126	35.2
8.	FIU	30	1017	33.9
9.	UALR	36	1204	33.4
10.	Florida Atlantic	32	1070	33.4
11.	Louisiana-Monroe	31	947	30.5
12.	Denver	30	718	23.9

REBOUNDING DEFENSE

##	Team	G	Reb	Avg/G
1.	Denver	30	890	29.7
2.	Louisiana-Monroe	31	976	31.5
3.	Arkansas State	32	1030	32.2
4.	North Texas	33	1071	32.5
5.	Middle Tennessee	32	1051	32.8
6.	Louisiana-Lafayette	29	983	33.9
7.	Florida Atlantic	32	1110	34.7
8.	UALR	36	1260	35.0
9.	South Alabama	28	1021	36.5
10.	Western Kentucky	32	1179	36.8
11.	FIU	30	1113	37.1
12.	Troy	29	1145	39.5

REBOUNDING MARGIN

##	Team	G	TEAM	Avg	OPP	Avg	Margin
1.	Arkansas State	32	1177	36.8	1030	32.2	+4.6
2.	Louisiana-Lafayette	29	1085	37.4	983	33.9	+3.5
3.	North Texas	33	1165	35.3	1071	32.5	+2.8
4.	Middle Tennessee	32	1126	35.2	1051	32.8	+2.3
5.	Western Kentucky	32	1187	37.1	1179	36.8	+0.2
6.	South Alabama	28	1024	36.6	1021	36.5	+0.1
7.	Louisiana-Monroe	31	947	30.5	976	31.5	-0.9
8.	Florida Atlantic	32	1070	33.4	1110	34.7	-1.2
9.	UALR	36	1204	33.4	1260	35.0	-1.6
10.	Troy	29	1094	37.7	1145	39.5	-1.8
11.	FIU	30	1017	33.9	1113	37.1	-3.2
12.	Denver	30	718	23.9	890	29.7	-5.7

BLOCKED SHOTS

##	Team	G	Blocks	Avg/G
1.	Florida Atlantic	32	158	4.94
2.	South Alabama	28	138	4.93
3.	Louisiana-Lafayette	29	126	4.34
4.	Western Kentucky	32	124	3.88
5.	FIU	30	112	3.73
6.	Troy	29	104	3.59
7.	Middle Tennessee	32	114	3.56
8.	Denver	30	106	3.53
9.	Arkansas State	32	99	3.09
10.	UALR	36	89	2.47
11.	North Texas	33	77	2.33
12.	Louisiana-Monroe	31	51	1.65



Sun Belt Team Stats - All Games

ASSISTS

##	Team	G	Assists	Avg/G
1.	Troy	29	395	13.62
2.	Denver	30	397	13.23
3.	Florida Atlantic	32	396	12.38
4.	North Texas	33	407	12.33
5.	Western Kentucky	32	392	12.25
6.	South Alabama	28	341	12.18
7.	UALR	36	433	12.03
8.	Arkansas State	32	363	11.34
9.	FIU	30	320	10.67
10.	Middle Tennessee	32	339	10.59
11.	Louisiana-Lafayette	29	295	10.17
12.	Louisiana-Monroe	31	311	10.03

STEALS

##	Team	G	Steals	Avg/G
1.	Middle Tennessee	32	277	8.66
2.	FIU	30	248	8.27
3.	South Alabama	28	196	7.00
4.	Troy	29	193	6.66
5.	Arkansas State	32	202	6.31
6.	Louisiana-Monroe	31	193	6.23
7.	Florida Atlantic	32	191	5.97
8.	UALR	36	212	5.89
9.	Western Kentucky	32	185	5.78
10.	Louisiana-Lafayette	29	165	5.69
11.	Denver	30	166	5.53
12.	North Texas	33	139	4.21

TURNOVER MARGIN

##	Team	G	TEAM	Avg	OPP	Avg	Margin
1.	UALR	36	428	11.9	497	13.8	+1.92
2.	Middle Tennessee	32	485	15.2	538	16.8	+1.66
3.	Denver	30	371	12.4	418	13.9	+1.57
4.	Florida Atlantic	32	360	11.3	405	12.7	+1.41
5.	FIU	30	441	14.7	458	15.3	+0.57
6.	South Alabama	28	396	14.1	410	14.6	+0.50
7.	Arkansas State	32	418	13.1	421	13.2	+0.09
8.	Troy	29	414	14.3	413	14.2	-0.03
9.	Western Kentucky	32	475	14.8	451	14.1	-0.75
10.	Louisiana-Lafayette	29	447	15.4	421	14.5	-0.90
11.	Louisiana-Monroe	31	441	14.2	399	12.9	-1.35
12.	North Texas	33	439	13.3	384	11.6	-1.67

ASSIST/TURNOVER RATIO

##	Team	G	Asst	Avg	Turn	Avg	Ratio
1.	Florida Atlantic	32	396	12.4	360	11.3	1.10
2.	Denver	30	397	13.2	371	12.4	1.07
3.	UALR	36	433	12.0	428	11.9	1.01
4.	Troy	29	395	13.6	414	14.3	0.95
5.	North Texas	33	407	12.3	439	13.3	0.93
6.	Arkansas State	32	363	11.3	418	13.1	0.87
7.	South Alabama	28	341	12.2	396	14.1	0.86
8.	Western Kentucky	32	392	12.3	475	14.8	0.83
9.	FIU	30	320	10.7	441	14.7	0.73
10.	Louisiana-Monroe	31	311	10.0	441	14.2	0.71
11.	Middle Tennessee	32	339	10.6	485	15.2	0.70
12.	Louisiana-Lafayette	29	295	10.2	447	15.4	0.66

OFFENSIVE REBOUNDS

##	Team	G	No.	Avg/G
1.	South Alabama	28	375	13.39
2.	Western Kentucky	32	427	13.34
3.	Louisiana-Lafayette	29	381	13.14
4.	Troy	29	358	12.34
5.	Arkansas State	32	395	12.34
6.	Middle Tennessee	32	392	12.25
7.	FIU	30	346	11.53
8.	Florida Atlantic	32	361	11.28
9.	Louisiana-Monroe	31	329	10.61
10.	UALR	36	377	10.47
11.	North Texas	33	323	9.79
12.	Denver	30	158	5.27

DEFENSIVE REBOUNDS

##	Team	G	No.	Avg/G
1.	North Texas	33	842	25.52
2.	Troy	29	736	25.38
3.	Arkansas State	32	782	24.44
4.	Louisiana-Lafayette	29	704	24.28
5.	Western Kentucky	32	760	23.75
6.	South Alabama	28	649	23.18
7.	UALR	36	827	22.97
8.	Middle Tennessee	32	734	22.94
9.	FIU	30	671	22.37
10.	Florida Atlantic	32	709	22.16
11.	Louisiana-Monroe	31	618	19.94
12.	Denver	30	560	18.67

DEFENSIVE REB PCT.

##	Team	G	D-Reb	O-Reb	D-Reb Pct
1.	Arkansas State	32	782	324	0.707
2.	North Texas	33	842	361	0.700
3.	Middle Tennessee	32	734	322	0.695
4.	Louisiana-Lafayette	29	704	317	0.690
5.	UALR	36	827	376	0.687
6.	Louisiana-Monroe	31	618	284	0.685
7.	Troy	29	736	339	0.685
8.	Denver	30	560	259	0.684
9.	Florida Atlantic	32	709	372	0.656
10.	South Alabama	28	649	347	0.652
11.	Western Kentucky	32	760	422	0.643
12.	FIU	30	671	394	0.630

OFFENSIVE REB PCT.

##	Team	G	O-Reb	D-Reb	O-Reb Pct
1.	Louisiana-Lafayette	29	381	666	0.364
2.	Western Kentucky	32	427	757	0.361
3.	Arkansas State	32	395	706	0.359
4.	South Alabama	28	375	674	0.357
5.	Middle Tennessee	32	392	729	0.350
6.	Florida Atlantic	32	361	738	0.328
7.	FIU	30	346	719	0.325
8.	Louisiana-Monroe	31	329	692	0.322
9.	North Texas	33	323	710	0.313
10.	Troy	29	358	806	0.308
11.	UALR	36	377	884	0.299
12.	Denver	30	158	631	0.200

3-POINT FG MADE

##	Team	G	3FG	Avg/G
1.	Troy	29	255	8.79
2.	Denver	30	232	7.73
3.	UALR	36	242	6.72
4.	South Alabama	28	158	5.64
5.	Western Kentucky	32	179	5.59
6.	FIU	30	164	5.47
7.	North Texas	33	179	5.42
8.	Middle Tennessee	32	168	5.25
9.	Arkansas State	32	167	5.22
	Florida Atlantic	32	167	5.22
11.	Louisiana-Lafayette	29	151	5.21
12.	Louisiana-Monroe	31	158	5.10

The Sun Belt Conference

Commissioner Wright Waters

The Sun Belt Conference Staff

2011-12 SBC Tournament Bracket

2011-12 SBC Composite Schedule

Sun Belt Conference Record Book



Sun Belt Individual Stats - All Games

SCORING

##	PLAYER-TEAM	CL	G	FG	3FG	FT	PTS	AVG/G
1.	Thompson, Tristan-NT		33	158	66	211	593	18.0
2.	Bozeman, Solomon-UALR	SR	36	153	65	226	597	16.6
3.	TAYLOR, Vernon-TROY	SR	27	135	30	123	423	15.7
4.	Kerusch, Sergio-WKU	SR	32	193	46	67	499	15.6
5.	Pettigrew, Steffphon-WKU	SR	32	182	30	73	467	14.6
6.	Wright, DeJuan-FIU	JR	29	140	15	126	421	14.5
7.	Brock, Martino-USA	SO	27	130	37	86	383	14.2
8.	Washington, James-MT	SR	32	122	72	133	449	14.0
9.	Gantt, Greg-FAU	SO	32	166	58	58	448	14.0
10.	Brown, Fred-ULM	JR	29	149	60	41	399	13.8
11.	Pattillo, Juan-WKU	SR	32	160	0	117	437	13.7
12.	White, Josh-NT		32	135	40	114	424	13.3
13.	Rubit, Augustine-USA	FR	28	137	0	94	368	13.1
14.	Jones, Jason-MT	SO	32	146	8	118	418	13.1
15.	Stafford, Brian-DEN	JR	30	118	62	90	388	12.9
16.	Williams, Tim-USA	SR	27	120	30	75	345	12.8
17.	Frederick, Eric-FIU	JR	28	134	26	58	352	12.6
18.	Hallam, Chase-DEN	SO	30	129	37	80	375	12.5
19.	WEATHERS, Will-TROY	SO	27	111	25	78	325	12.0
20.	Gilbert, Lawrence-ULM	SR	30	119	31	81	350	11.7
21.	Taylor, Raymond-FAU	SO	31	121	61	57	360	11.6
22.	Sykes, Tommie-ULM	SR	30	114	0	118	346	11.5
23.	Thomas, J.J.-ULL		25	104	10	65	283	11.3
24.	Odufuwa, George-NT		32	134	0	89	357	11.2
25.	Adams, Martavius-ASU	JR	32	136	0	83	355	11.1
26.	Roberts, Marvin-FIU	SR	28	103	12	92	310	11.1
27.	Boone, Donald-ASU	SR	32	119	46	56	340	10.6
28.	Bureau, Travis-ULL		27	102	25	51	280	10.4
29.	Johnson, Dominique-NT		33	105	49	78	337	10.2
30.	Gary, La'Ryan-ULL		28	94	18	77	283	10.1

REBOUNDING

##	PLAYER-TEAM	CL	G	OFF	DEF	TOT	AVG/G
1.	Rubit, Augustine-USA	FR	28	125	183	308	11.0
2.	Odufuwa, George-NT		32	80	253	333	10.4
3.	TOOMBS, Bernard-TROY	SR	29	83	185	268	9.2
4.	Pattillo, Juan-WKU	SR	32	95	195	290	9.1
5.	Kerusch, Sergio-WKU	SR	32	101	152	253	7.9
6.	Adams, Martavius-ASU	JR	32	77	154	231	7.2
7.	Bureau, Travis-ULL		27	49	136	185	6.9
8.	Wright, DeJuan-FIU	JR	29	80	115	195	6.7
9.	Frederick, Eric-FIU	JR	28	33	149	182	6.5
10.	Sykes, Tommie-ULM	SR	30	92	97	189	6.3
11.	Thomas, J.J.-ULL		25	48	107	155	6.2
12.	Pettigrew, Steffphon-WKU	SR	32	83	111	194	6.1
13.	Royster, Brett-FAU	SR	32	57	134	191	6.0
14.	Peterson, Brandon-ASU	SO	31	49	126	175	5.6
15.	Finn, Trey-ASU	SO	31	60	109	169	5.5
16.	Gilbert, Lawrence-ULM	SR	30	49	112	161	5.4
17.	Jackson, Courtney-UALR	JR	28	41	106	147	5.3
18.	Ottley, Trevor-MT	SR	32	65	101	166	5.2
19.	White, Kore-FAU	SO	32	59	102	161	5.0
	Sulton, JT-MT	SO	32	61	100	161	5.0

FIELD GOAL PCT (MIN. 3.0 MADE PER GAME)

##	PLAYER-TEAM	CL	G	FG	FGA	PCT
1.	Royster, Brett-FAU	SR	32	96	162	.593
2.	Hogans, Kedrick-NT		33	112	195	.574
3.	Rubit, Augustine-USA	FR	28	137	245	.559
4.	Odufuwa, George-NT		32	134	244	.549
5.	Wright, DeJuan-FIU	JR	29	140	262	.534
6.	TOOMBS, Bernard-TROY	SR	29	116	224	.518
7.	Bureau, Travis-ULL		27	102	203	.502
8.	Pattillo, Juan-WKU	SR	32	160	321	.498
9.	Sykes, Tommie-ULM	SR	30	114	233	.489
10.	Pettigrew, Steffphon-WKU	SR	32	182	372	.489
11.	Stafford, Brian-DEN	JR	30	118	243	.486
12.	Kerusch, Sergio-WKU	SR	32	193	398	.485
13.	White, Kore-FAU	SO	32	112	231	.485
14.	Adams, Martavius-ASU	JR	32	136	281	.484
15.	Frederick, Eric-FIU	JR	28	134	281	.477

ASSISTS

##	PLAYER-TEAM	CL	G	ASSISTS	AVG/G
1.	WEATHERS, Will-TROY	SO	27	178	6.59
2.	Tucker, Alex-FAU	JR	32	136	4.25
3.	Taylor, Raymond-FAU	SO	31	121	3.90
4.	Allison, Rashad-ASU	SR	32	120	3.75
5.	Crook, Jamal-WKU	SO	31	112	3.61
6.	Gary, Phil-FIU	SR	29	95	3.28
7.	Johnson, Dominique-NT		33	105	3.18
8.	Cooks, Allyn-USA	JR	28	88	3.14
9.	Williams, D'Andre-UALR	JR	36	109	3.03
10.	Washington, James-MT	SR	32	91	2.84
11.	White, Josh-NT		32	89	2.78
12.	Bozeman, Solomon-UALR	SR	36	99	2.75
13.	Hallam, Travis-DEN	JR	30	81	2.70
14.	Brown, Fred-ULM	JR	29	77	2.66
15.	Andrews, Raymone-ULL		25	66	2.64

FREE THROW PCT (MIN. 2.0 MADE PER GAME)

##	PLAYER-TEAM	CL	G	FTM	FTA	PCT
1.	Washington, James-MT	SR	32	133	154	.864
2.	Johnson, Dominique-NT		33	78	91	.857
3.	Gilbert, Lawrence-ULM	SR	30	81	95	.853
4.	Stafford, Brian-DEN	JR	30	90	106	.849
5.	White, Josh-NT		32	114	135	.844
6.	Thompson, Tristan-NT		33	211	253	.834
7.	Redus, Gary-USA	SR	28	58	71	.817
8.	Garcia-Mendoza, Alex-UALR	SR	36	80	98	.816
9.	Allison, Rashad-ASU	SR	32	106	131	.809
10.	Bozeman, Solomon-UALR	SR	36	226	280	.807
11.	Tucker, Alex-FAU	JR	32	96	121	.793
12.	TAYLOR, Vernon-TROY	SR	27	123	158	.778
13.	Gary, La'Ryan-ULL		28	77	101	.762
14.	WEATHERS, Will-TROY	SO	27	78	104	.750
15.	Hallam, Chase-DEN	SO	30	80	108	.741

STEALS

##	PLAYER-TEAM	CL	G	STEALS	AVG/G
1.	WEATHERS, Will-TROY	SO	27	50	1.85
2.	Boone, Donald-ASU	SR	32	56	1.75
3.	Wright, DeJuan-FIU	JR	29	50	1.72
4.	Brock, Martino-USA	SO	27	45	1.67
5.	Washington, James-MT	SR	32	52	1.63
6.	Hallam, Chase-DEN	SO	30	47	1.57
7.	Gary, Phil-FIU	SR	29	45	1.55
8.	Pattillo, Juan-WKU	SR	32	48	1.50
9.	Taylor, Raymond-FAU	SO	31	46	1.48
10.	Sykes, Tommie-ULM	SR	30	44	1.47
11.	Mingo, Hugh-ULM	JR	31	44	1.42
12.	Brown, Fred-ULM	JR	29	40	1.38
13.	Allen, Jeremy-FIU	JR	27	37	1.37
14.	Oden, Jimmy-MT	JR	31	42	1.35
15.	Jones, Jason-MT	SO	32	41	1.28

3-POINT FG PCT (MIN. 1.0 MADE PER GAME)

##	PLAYER-TEAM	CL	G	3FG	FGA	PCT
1.	Bozeman, Solomon-UALR	SR	36	65	142	.458
2.	Hallam, Travis-DEN	JR	30	40	91	.440
3.	PATTERSON, Shawntez-TROY	JR	26	43	98	.439
4.	Stafford, Brian-DEN	JR	30	62	142	.437
5.	Hallam, Chase-DEN	SO	30	37	87	.425
6.	Thompson, Tristan-NT		33	66	158	.418
7.	Johnson, Dominique-NT		33	49	118	.415
8.	Washington, James-MT	SR	32	72	182	.396
9.	Dickerson, Caden-WKU	SO	32	40	103	.388
10.	Daigle, Randell-ULL		28	44	115	.383
11.	Cooks, Allyn-USA	JR	28	34	89	.382
12.	LEE, Travis-TROY	SR	24	52	137	.380
13.	Brown, Fred-ULM	JR	29	60	160	.375
14.	Finn, Trey-ASU	SO	31	38	102	.373
15.	Mouzy, Matt-UALR	SR	36	73	196	.372



Sun Belt Individual Stats - All Games

3-POINT FG MADE

##	PLAYER-TEAM	CL	G	3FG	AVG/G
1.	HUDDLESTON, Regis-TROY	SR	29	67	2.31
2.	Washington, James-MT	SR	32	72	2.25
3.	LEE, Travis-TROY	SR	24	52	2.17
4.	Brown, Fred-ULM	JR	29	60	2.07
5.	Stafford, Brian-DEN	JR	30	62	2.07
6.	Mouzy, Matt-UALR	SR	36	73	2.03
7.	Thompson, Tristan-NT		33	66	2.00
8.	Taylor, Raymond-FAU	SO	31	61	1.97
9.	Gantt, Greg-FAU	SO	32	58	1.81
10.	Bozeman, Solomon-UALR	SR	36	65	1.81
11.	PATTERSON, Shawntez-TROY	JR	26	43	1.65
12.	Daigle, Randall-ULL		28	44	1.57
13.	Johnson, Dominique-NT		33	49	1.48
14.	McDonald, Kahlii-WKU	JR	31	46	1.48
15.	Mingo, Hugh-ULM	JR	31	45	1.45

BLOCKED SHOTS

##	PLAYER-TEAM	CL	G	BLOCKS	AVG/G
1.	Royster, Brett-FAU	SR	32	97	3.03
2.	Pattillo, Juan-WKU	SR	32	56	1.75
3.	TOOMBS, Bernard-TROY	SR	29	47	1.62
4.	Udofia, Chris-DEN	FR	30	39	1.30
5.	Farrington, Scottie-ULL		22	28	1.27
6.	Ottley, Trevor-MT	SR	32	37	1.16
7.	Rubit, Augustine-USA	FR	28	31	1.11
8.	Carter, Javier-USA	SO	28	29	1.04
9.	Kirkland, Malcolm-ASU	JR	32	32	1.00
10.	White, Kore-FAU	SO	32	31	0.97
11.	Moore, Brandon-FIU	SO	26	25	0.96
12.	Hogans, Kedrick-NT		33	31	0.94
13.	Peterson, Brandon-ASU	SO	31	29	0.94
14.	Bureau, Travis-ULL		27	25	0.93
15.	Hersey, DeAndre-USA	SO	26	23	0.88

ASSIST/TURNOVER RATIO (MIN. 3.0 ASSISTS/GAME)

##	PLAYER-TEAM	CL	G	ASST	AVG	TURN	AVG	RATIO
1.	Tucker, Alex-FAU	JR	32	136	4.3	61	1.9	2.23
2.	Allison, Rashad-ASU	SR	32	120	3.8	55	1.7	2.18
3.	Crook, Jamal-WKU	SO	31	112	3.6	56	1.8	2.00
4.	Cooks, Allyn-USA	JR	28	88	3.1	46	1.6	1.91
5.	Williams, D'Andre-UALR	JR	36	109	3.0	57	1.6	1.91
6.	Taylor, Raymond-FAU	SO	31	121	3.9	69	2.2	1.75
7.	Gary, Phil-FIU	SR	29	95	3.3	56	1.9	1.70
8.	WEATHERS, Will-TROY	SO	27	178	6.6	110	4.1	1.62
9.	Johnson, Dominique-NT		33	105	3.2	69	2.1	1.52

OFFENSIVE REBOUNDS

##	PLAYER-TEAM	CL	G	NO.	AVG/G
1.	Rubit, Augustine-USA	FR	28	125	4.46
2.	Kerusch, Sergio-WKU	SR	32	101	3.16
3.	Sykes, Tommie-ULM	SR	30	92	3.07
4.	Pattillo, Juan-WKU	SR	32	95	2.97
5.	TOOMBS, Bernard-TROY	SR	29	83	2.86
6.	Wright, DeJuan-FIU	JR	29	80	2.76
7.	Pettigrew, Steffphon-WKU	SR	32	83	2.59
8.	Oduduwa, George-NT		32	80	2.50
9.	Adams, Martavius-ASU	JR	32	77	2.41
10.	Ottley, Trevor-MT	SR	32	65	2.03
11.	Farrington, Scottie-ULL		22	43	1.95
12.	Finn, Trey-ASU	SO	31	60	1.94
13.	Thomas, J.J.-ULL		25	48	1.92
14.	Sulton, JT-MT	SO	32	61	1.91
15.	Carter, Javier-USA	SO	28	52	1.86

DEFENSIVE REBOUNDS

##	PLAYER-TEAM	CL	G	NO.	AVG/G
1.	Oduduwa, George-NT		32	253	7.91
2.	Rubit, Augustine-USA	FR	28	183	6.54
3.	TOOMBS, Bernard-TROY	SR	29	185	6.38
4.	Pattillo, Juan-WKU	SR	32	195	6.09
5.	Frederick, Eric-FIU	JR	28	149	5.32
6.	Bureau, Travis-ULL		27	136	5.04
7.	Adams, Martavius-ASU	JR	32	154	4.81
8.	Kerusch, Sergio-WKU	SR	32	152	4.75
9.	Thomas, J.J.-ULL		25	107	4.28
10.	Royster, Brett-FAU	SR	32	134	4.19
11.	Peterson, Brandon-ASU	SO	31	126	4.06
	Mingo, Hugh-ULM	JR	31	126	4.06
13.	Wright, DeJuan-FIU	JR	29	115	3.97
14.	Jackson, Courtney-UALR	JR	28	106	3.79
15.	Gilbert, Lawrence-ULM	SR	30	112	3.73

MINUTES PLAYED

##	Player-Team	CL	G	Minutes	Avg/G
1.	WEATHERS, Will-TROY	SO	27	1000	37.04
2.	Hallam, Travis-DEN	JR	30	1071	35.70
3.	Washington, James-MT	SR	32	1121	35.03
4.	Hallam, Chase-DEN	SO	30	1031	34.37
5.	Pettigrew, Steffphon-WKU	SR	32	1085	33.91
6.	White, Josh-NT		32	1078	33.69
7.	Stafford, Brian-DEN	JR	30	1008	33.60
8.	Mingo, Hugh-ULM	JR	31	1038	33.48
9.	Brown, Fred-ULM	JR	29	946	32.62
10.	Gilbert, Lawrence-ULM	SR	30	973	32.43

The Sun Belt Conference

Commissioner Wright Waters

The Sun Belt Conference Staff

2011-12 SBC Tournament Bracket

2011-12 SBC Composite Schedule

Sun Belt Conference Record Book



Sun Belt Team Stats - SBC Games Only

SCORING OFFENSE

##	Team	G	W-L	Pts	Avg/G
1.	FIU	16	5-11	1187	74.2
	North Texas	16	8-8	1187	74.2
3.	Troy	16	6-10	1157	72.3
4.	Louisiana-Lafayette	16	11-5	1146	71.6
5.	Western Kentucky	16	8-8	1120	70.0
6.	UALR	16	7-9	1116	69.8
7.	South Alabama	16	6-10	1102	68.9
	Florida Atlantic	16	13-3	1102	68.9
9.	Middle Tennessee	16	10-6	1080	67.5
10.	Arkansas State	16	11-5	1068	66.8
11.	Denver	16	9-7	983	61.4
12.	Louisiana-Monroe	16	2-14	969	60.6

SCORING DEFENSE

##	Team	G	Pts	Avg/G
1.	Denver	16	917	57.3
2.	Middle Tennessee	16	1011	63.2
3.	Arkansas State	16	1016	63.5
4.	Florida Atlantic	16	1032	64.5
5.	Western Kentucky	16	1109	69.3
6.	UALR	16	1123	70.2
7.	Louisiana-Lafayette	16	1130	70.6
8.	Louisiana-Monroe	16	1132	70.8
9.	South Alabama	16	1162	72.6
10.	North Texas	16	1168	73.0
11.	Troy	16	1182	73.9
12.	FIU	16	1235	77.2

SCORING MARGIN

##	TEAM	G	OFF	DEF	MARGIN
1.	Florida Atlantic	16	68.9	64.5	+4.4
2.	Middle Tennessee	16	67.5	63.2	+4.3
3.	Denver	16	61.4	57.3	+4.1
4.	Arkansas State	16	66.8	63.5	+3.2
5.	North Texas	16	74.2	73.0	+1.2
6.	Louisiana-Lafayette	16	71.6	70.6	+1.0
7.	Western Kentucky	16	70.0	69.3	+0.7
8.	UALR	16	69.8	70.2	-0.4
9.	Troy	16	72.3	73.9	-1.6
10.	FIU	16	74.2	77.2	-3.0
11.	South Alabama	16	68.9	72.6	-3.8
12.	Louisiana-Monroe	16	60.6	70.8	-10.2

FREE THROW PCT

##	Team	G	FTM	FTA	Pct
1.	Denver	16	185	253	.731
2.	North Texas	16	316	435	.726
3.	Middle Tennessee	16	292	407	.717
4.	UALR	16	242	343	.706
5.	Louisiana-Lafayette	16	296	422	.701
6.	Troy	16	215	308	.698
7.	Arkansas State	16	258	372	.694
8.	FIU	16	309	452	.684
9.	South Alabama	16	237	349	.679
10.	Western Kentucky	16	220	330	.667
11.	Florida Atlantic	16	224	339	.661
12.	Louisiana-Monroe	16	193	298	.648

FIELD GOAL PERCENTAGES

##	Team	G	FG	FGA	Pct
1.	North Texas	33	831	1736	.479
1.	North Texas	16	395	821	.481
2.	Denver	16	337	718	.469
3.	Florida Atlantic	16	391	861	.454
4.	FIU	16	394	880	.448
5.	Western Kentucky	16	407	911	.447
6.	Arkansas State	16	363	819	.443
7.	Louisiana-Lafayette	16	386	874	.442
8.	South Alabama	16	387	893	.433
9.	Louisiana-Monroe	16	347	810	.428
10.	Middle Tennessee	16	354	829	.427
11.	Troy	16	403	948	.425
12.	UALR	16	373	884	.422

FIELD GOAL PCT DEFENSE

##	Team	G	FG	FGA	Pct
1.	Florida Atlantic	16	365	873	.418
2.	Arkansas State	16	351	838	.419
3.	Middle Tennessee	16	323	761	.424
4.	Troy	16	407	953	.427
5.	Western Kentucky	16	403	942	.428
6.	Denver	16	302	693	.436
7.	Louisiana-Lafayette	16	386	870	.444
8.	UALR	16	366	815	.449
9.	North Texas	16	407	898	.453
10.	FIU	16	419	912	.459
11.	South Alabama	16	420	911	.461
12.	Louisiana-Monroe	16	388	782	.496

3-POINT FG PCT

##	Team	G	FG	FGA	Pct
1.	UALR	16	128	305	.420
2.	Denver	16	124	301	.412
3.	North Texas	16	81	218	.372
4.	Arkansas State	16	84	233	.361
5.	Louisiana-Lafayette	16	78	217	.359
6.	Troy	16	136	387	.351
7.	FIU	16	90	257	.350
8.	Louisiana-Monroe	16	82	238	.345
9.	Florida Atlantic	16	96	279	.344
10.	Middle Tennessee	16	80	235	.340
11.	South Alabama	16	91	273	.333
12.	Western Kentucky	16	86	281	.306

3-POINT FG PCT DEFENSE

##	Team	G	FG	FGA	Pct
1.	Middle Tennessee	16	77	237	.325
2.	North Texas	16	86	261	.330
3.	Louisiana-Lafayette	16	82	246	.333
4.	UALR	16	97	290	.334
5.	FIU	16	108	321	.336
6.	Troy	16	125	363	.344
7.	South Alabama	16	106	284	.373
8.	Western Kentucky	16	111	296	.375
9.	Arkansas State	16	96	251	.382
10.	Florida Atlantic	16	91	236	.386
11.	Denver	16	53	136	.390
12.	Louisiana-Monroe	16	124	303	.409

REBOUNDING OFFENSE

##	Team	G	Reb	Avg/G
1.	Western Kentucky	16	601	37.6
2.	Troy	16	595	37.2
3.	Louisiana-Lafayette	16	580	36.2
4.	Arkansas State	16	572	35.8
5.	South Alabama	16	553	34.6
6.	Middle Tennessee	16	543	33.9
7.	FIU	16	532	33.2
8.	North Texas	16	530	33.1
	Florida Atlantic	16	530	33.1
10.	UALR	16	526	32.9
11.	Louisiana-Monroe	16	458	28.6
12.	Denver	16	414	25.9

REBOUNDING DEFENSE

##	Team	G	Reb	Avg/G
1.	Denver	16	472	29.5
2.	Louisiana-Monroe	16	477	29.8
3.	Arkansas State	16	494	30.9
4.	Louisiana-Lafayette	16	512	32.0
5.	North Texas	16	515	32.2
6.	Middle Tennessee	16	526	32.9
7.	Florida Atlantic	16	554	34.6
8.	UALR	16	556	34.8
9.	Western Kentucky	16	560	35.0
10.	South Alabama	16	567	35.4
11.	FIU	16	586	36.6
12.	Troy	16	615	38.4

REBOUNDING MARGIN

##	Team	G	TEAM	Avg	OPP	Avg	Margin
1.	Arkansas State	16	572	35.8	494	30.9	+4.9
2.	Louisiana-Lafayette	16	580	36.2	512	32.0	+4.2
3.	Western Kentucky	16	601	37.6	560	35.0	+2.6
4.	Middle Tennessee	16	543	33.9	526	32.9	+1.1
5.	North Texas	16	530	33.1	515	32.2	+0.9
6.	South Alabama	16	553	34.6	567	35.4	-0.9
7.	Louisiana-Monroe	16	458	28.6	477	29.8	-1.2
8.	Troy	16	595	37.2	615	38.4	-1.2
9.	Florida Atlantic	16	530	33.1	554	34.6	-1.5
10.	UALR	16	526	32.9	556	34.8	-1.9
11.	FIU	16	532	33.2	586	36.6	-3.4
12.	Denver	16	414	25.9	472	29.5	-3.6

BLOCKED SHOTS

##	Team	G	Blocks	Avg/G
1.	Florida Atlantic	16	79	4.94
2.	South Alabama	16	77	4.81
3.	Western Kentucky	16	72	4.50
4.	Denver	16	67	4.19
5.	Louisiana-Lafayette	16	63	3.94
6.	FIU	16	60	3.75
7.	Middle Tennessee	16	59	3.69
8.	Troy	16	56	3.50
9.	Arkansas State	16	48	3.00
10.	UALR	16	39	2.44
11.	North Texas	16	35	2.19
12.	Louisiana-Monroe	16	25	1.56



Sun Belt Team Stats - SBC Games Only

ASSISTS

##	Team	G	Assists	Avg/G
1.	Denver	16	223	13.94
2.	Florida Atlantic	16	211	13.19
3.	Troy	16	208	13.00
4.	Western Kentucky	16	192	12.00
5.	FIU	16	183	11.44
6.	South Alabama	16	182	11.38
7.	North Texas	16	179	11.19
8.	UALR	16	177	11.06
9.	Middle Tennessee	16	170	10.63
10.	Arkansas State	16	168	10.50
11.	Louisiana-Monroe	16	155	9.69
12.	Louisiana-Lafayette	16	147	9.19

STEALS

##	Team	G	Steals	Avg/G
1.	Middle Tennessee	16	141	8.81
2.	FIU	16	121	7.56
3.	Troy	16	114	7.13
4.	Florida Atlantic	16	106	6.63
5.	South Alabama	16	105	6.56
6.	UALR	16	95	5.94
7.	Arkansas State	16	90	5.63
8.	Louisiana-Monroe	16	89	5.56
9.	Denver	16	87	5.44
10.	Louisiana-Lafayette	16	78	4.88
11.	Western Kentucky	16	63	3.94
12.	North Texas	16	54	3.38

TURNOVER MARGIN

##	Team	G	TEAM	Avg	OPP	Avg	Margin
1.	UALR	16	188	11.8	219	13.7	+1.94
2.	Middle Tennessee	16	253	15.8	281	17.6	+1.75
3.	Florida Atlantic	16	191	11.9	214	13.4	+1.44
4.	FIU	16	212	13.3	234	14.6	+1.38
5.	Denver	16	184	11.5	204	12.8	+1.25
6.	Troy	16	246	15.4	249	15.6	+0.19
7.	South Alabama	16	218	13.6	214	13.4	-0.25
8.	Louisiana-Lafayette	16	235	14.7	220	13.8	-0.94
9.	Arkansas State	16	212	13.3	196	12.3	-1.00
10.	Louisiana-Monroe	16	207	12.9	182	11.4	-1.56
11.	North Texas	16	214	13.4	182	11.4	-2.00
12.	Western Kentucky	16	223	13.9	188	11.8	-2.19

ASSIST/TURNOVER RATIO

##	Team	G	Asst	Avg	Turn	Avg	Ratio
1.	Denver	16	223	13.9	184	11.5	1.21
2.	Florida Atlantic	16	211	13.2	191	11.9	1.10
3.	UALR	16	177	11.1	188	11.8	0.94
4.	FIU	16	183	11.4	212	13.3	0.86
5.	Western Kentucky	16	192	12.0	223	13.9	0.86
6.	Troy	16	208	13.0	246	15.4	0.85
7.	North Texas	16	179	11.2	214	13.4	0.84
8.	South Alabama	16	182	11.4	218	13.6	0.83
9.	Arkansas State	16	168	10.5	212	13.3	0.79
10.	Louisiana-Monroe	16	155	9.7	207	12.9	0.75
11.	Middle Tennessee	16	170	10.6	253	15.8	0.67
12.	Louisiana-Lafayette	16	147	9.2	235	14.7	0.63

OFFENSIVE REBOUNDS

##	Team	G	No.	Avg/G
1.	Western Kentucky	16	214	13.38
2.	Louisiana-Lafayette	16	200	12.50
3.	South Alabama	16	193	12.06
4.	FIU	16	191	11.94
5.	Arkansas State	16	186	11.63
6.	Troy	16	186	11.63
7.	Middle Tennessee	16	184	11.50
8.	Florida Atlantic	16	173	10.81
9.	Louisiana-Monroe	16	170	10.63
10.	UALR	16	169	10.56
11.	North Texas	16	149	9.31
12.	Denver	16	83	5.19

DEFENSIVE REBOUNDS

##	Team	G	No.	Avg/G
1.	Troy	16	409	25.56
2.	Western Kentucky	16	387	24.19
3.	Arkansas State	16	386	24.13
4.	North Texas	16	381	23.81
5.	Louisiana-Lafayette	16	380	23.75
6.	South Alabama	16	360	22.50
7.	Middle Tennessee	16	359	22.44
8.	Florida Atlantic	16	357	22.31
9.	UALR	16	357	22.31
10.	FIU	16	341	21.31
11.	Denver	16	331	20.69
12.	Louisiana-Monroe	16	288	18.00

DEFENSIVE REB PCT.

##	Team	G	D-Reb	O-Reb	D-Reb Pct
1.	Arkansas State	16	386	154	0.715
2.	Denver	16	331	139	0.704
3.	Louisiana-Lafayette	16	380	162	0.701
4.	North Texas	16	381	169	0.693
5.	UALR	16	357	162	0.688
6.	Louisiana-Monroe	16	288	136	0.679
7.	Middle Tennessee	16	359	170	0.679
8.	Troy	16	409	198	0.674
9.	Western Kentucky	16	387	206	0.653
10.	South Alabama	16	360	195	0.649
11.	Florida Atlantic	16	357	197	0.644
12.	FIU	16	341	210	0.619

OFFENSIVE REB PCT.

##	Team	G	O-Reb	D-Reb	O-Reb Pct
1.	Western Kentucky	16	214	354	0.377
2.	Louisiana-Lafayette	16	200	350	0.364
3.	Arkansas State	16	186	340	0.354
4.	South Alabama	16	193	372	0.342
5.	Middle Tennessee	16	184	356	0.341
6.	FIU	16	191	376	0.337
7.	Louisiana-Monroe	16	170	341	0.333
8.	Florida Atlantic	16	173	357	0.326
9.	Troy	16	186	417	0.308
10.	North Texas	16	149	346	0.301
11.	UALR	16	169	394	0.300
12.	Denver	16	83	333	0.200

3-POINT FG MADE

##	Team	G	3FG	Avg/G
1.	Troy	16	136	8.50
2.	UALR	16	128	8.00
3.	Denver	16	124	7.75
4.	Florida Atlantic	16	96	6.00
5.	South Alabama	16	91	5.69
6.	FIU	16	90	5.63
7.	Western Kentucky	16	86	5.38
8.	Arkansas State	16	84	5.25
9.	Louisiana-Monroe	16	82	5.13
10.	North Texas	16	81	5.06
11.	Middle Tennessee	16	80	5.00
12.	Louisiana-Lafayette	16	78	4.88

The Sun Belt Conference

Commissioner Wright Waters

The Sun Belt Conference Staff

2011-12 SBC Tournament Bracket

2011-12 SBC Composite Schedule

Sun Belt Conference Record Book



Sun Belt Individual Stats - SBC Games Only

SCORING

##	PLAYER-TEAM	CL	G	FG	3FG	FT	PTS	AVG/G
1.	Bozeman, Solomon-UALR	SR	16	79	32	93	283	17.7
2.	Thompson, Tristan-NT		16	74	31	88	267	16.7
3.	Kerusch, Sergio-WKU	SR	16	106	18	33	263	16.4
4.	Pettigrew, Steffphon-WKU	SR	16	98	18	43	257	16.1
5.	TAYLOR, Vernon-TROY	SR	16	75	16	83	249	15.6
6.	Wright, DeJuan-FIU	JR	15	76	4	74	230	15.3
7.	Brown, Fred-ULM	JR	16	86	34	29	235	14.7
8.	Jones, Jason-MT	SO	16	77	4	76	234	14.6
9.	Brock, Martino-USA	SO	15	72	24	47	215	14.3
10.	Rubit, Augustine-USA	FR	16	90	0	48	228	14.3
	WEATHERS, Will-TROY	SO	16	78	17	55	228	14.3
	Taylor, Raymond-FAU	SO	16	74	41	39	228	14.3
13.	Washington, James-MT	SR	16	57	37	62	213	13.3
14.	Thomas, J.J.-ULL		16	77	9	47	210	13.1
15.	Stafford, Brian-DEN	JR	16	62	38	44	206	12.9
16.	Hallam, Chase-DEN	SO	16	70	23	42	205	12.8
17.	White, Josh-NT		15	59	18	56	192	12.8
18.	Pattillo, Juan-WKU	SR	16	75	0	48	198	12.4
19.	Sykes, Tommie-ULM	SR	15	61	0	62	184	12.3
20.	Boone, Donald-ASU	SR	16	65	24	41	195	12.2
21.	Gantt, Greg-FAU	SO	16	70	26	27	193	12.1
22.	Gilbert, Lawrence-ULM	SR	15	61	13	42	177	11.8
23.	Roberts, Marvin-FIU	SR	15	61	7	46	175	11.7
24.	Williams, Tim-USA	SR	15	57	12	40	166	11.1
25.	Gary, La'Ryan-ULL		16	57	14	47	175	10.9
	Cooks, Allyn-USA	JR	16	60	24	31	175	10.9
27.	Frederick, Eric-FIU	JR	14	57	10	25	149	10.6
28.	Gary, Phil-FIU	SR	16	51	16	51	169	10.6
	Johnson, Dominique-NT		16	51	23	44	169	10.6
	Allison, Rashad-ASU	SR	16	44	14	67	169	10.6

REBOUNDING

##	PLAYER-TEAM	CL	G	OFF	DEF	TOT	AVG/G
1.	Rubit, Augustine-USA	FR	16	79	100	179	11.2
2.	Odufuwa, George-NT		15	35	118	153	10.2
3.	TOOMBS, Bernard-TROY	SR	16	41	108	149	9.3
4.	Kerusch, Sergio-WKU	SR	16	57	85	142	8.9
5.	Pattillo, Juan-WKU	SR	16	47	90	137	8.6
6.	Adams, Martavius-ASU	JR	16	42	77	119	7.4
7.	Bureau, Travis-ULL		16	25	89	114	7.1
8.	Thomas, J.J.-ULL		16	31	81	112	7.0
9.	Royster, Brett-FAU	SR	16	31	78	109	6.8
10.	Frederick, Eric-FIU	JR	14	17	77	94	6.7
11.	Pettigrew, Steffphon-WKU	SR	16	41	65	106	6.6
12.	Wright, DeJuan-FIU	JR	15	40	59	99	6.6
13.	Ottley, Trevor-MT	SR	16	38	63	101	6.3
14.	Sykes, Tommie-ULM	SR	15	42	50	92	6.1
15.	Finn, Trey-ASU	SO	16	29	59	88	5.5
	Hallam, Chase-DEN	SO	16	15	73	88	5.5
17.	Udofia, Chris-DEN	FR	16	17	68	85	5.3
18.	Jones, Jason-MT	SO	16	26	58	84	5.3
19.	White, Kore-FAU	SO	16	29	53	82	5.1
20.	Brown, Josh-ULL		13	27	38	65	5.0

FIELD GOAL PCT (MIN. 3.0 MADE PER GAME)

##	PLAYER-TEAM	CL	G	FG	FGA	PCT
1.	Royster, Brett-FAU	SR	16	56	88	.636
2.	Hogans, Kedrick-NT		16	52	86	.605
3.	Rubit, Augustine-USA	FR	16	90	154	.584
4.	TOOMBS, Bernard-TROY	SR	16	56	103	.544
5.	Pettigrew, Steffphon-WKU	SR	16	98	182	.538
6.	Odufuwa, George-NT		15	58	108	.537
7.	Pattillo, Juan-WKU	SR	16	75	143	.524
8.	Wright, DeJuan-FIU	JR	15	76	145	.524
9.	White, Kore-FAU	SO	16	55	105	.524
10.	Udofia, Chris-DEN	FR	16	59	113	.522
11.	Sykes, Tommie-ULM	SR	15	61	117	.521
12.	Bozeman, Solomon-UALR	SR	16	79	158	.500
	Stafford, Brian-DEN	JR	16	62	124	.500
14.	Kerusch, Sergio-WKU	SR	16	106	213	.498
15.	Gary, Phil-FIU	SR	16	51	103	.495

ASSISTS

##	PLAYER-TEAM	CL	G	ASSISTS	AVG/G
1.	WEATHERS, Will-TROY	SO	16	111	6.94
2.	Tucker, Alex-FAU	JR	16	83	5.19
3.	Crook, Jamal-WKU	SO	16	73	4.56
4.	Taylor, Raymond-FAU	SO	16	59	3.69
5.	Allison, Rashad-ASU	SR	16	57	3.56
6.	Gary, Phil-FIU	SR	16	56	3.50
7.	Cooks, Allyn-USA	JR	16	51	3.19
	Williams, D'Andre-UALR	JR	16	51	3.19
9.	Washington, James-MT	SR	16	49	3.06
	Johnson, Dominique-NT		16	49	3.06
11.	Hallam, Travis-DEN	JR	16	47	2.94
12.	Bozeman, Solomon-UALR	SR	16	45	2.81
13.	White, Josh-NT		15	42	2.80
14.	Andrews, Raymone-ULL		16	43	2.69
15.	Brown, Fred-ULM	JR	16	40	2.50

FREE THROW PCT (MIN. 2.0 MADE PER GAME)

##	PLAYER-TEAM	CL	G	FTM	FTA	PCT
1.	Washington, James-MT	SR	16	62	70	.886
2.	Garcia-Mendoza, Alex-UALR	SR	16	38	44	.864
3.	Gilbert, Lawrence-ULM	SR	15	42	49	.857
4.	Stafford, Brian-DEN	JR	16	44	52	.846
5.	Hallam, Chase-DEN	SO	16	42	50	.840
6.	Gary, La'Ryan-ULL		16	47	56	.839
7.	Redus, Gary-USA	SR	16	36	43	.837
8.	Johnson, Dominique-NT		16	44	53	.830
9.	TAYLOR, Vernon-TROY	SR	16	83	100	.830
10.	Thompson, Tristan-NT		16	88	107	.822
11.	Allison, Rashad-ASU	SR	16	67	82	.817
12.	White, Josh-NT		15	56	69	.812
13.	Boone, Donald-ASU	SR	16	41	51	.804
14.	Bozeman, Solomon-UALR	SR	16	93	118	.788
15.	WEATHERS, Will-TROY	SO	16	55	71	.775

STEALS

##	PLAYER-TEAM	CL	G	STEALS	AVG/G
1.	Wright, DeJuan-FIU	JR	15	33	2.20
2.	Oden, Jimmy-MT	JR	16	33	2.06
3.	Boone, Donald-ASU	SR	16	28	1.75
4.	Taylor, Raymond-FAU	SO	16	27	1.69
	WEATHERS, Will-TROY	SO	16	27	1.69
6.	Jones, Jason-MT	SO	16	25	1.56
	Hallam, Chase-DEN	SO	16	25	1.56
8.	Cooks, Allyn-USA	JR	16	23	1.44
9.	Sykes, Tommie-ULM	SR	15	21	1.40
10.	Finn, Trey-ASU	SO	16	22	1.38
	Williams, D'Andre-UALR	JR	16	22	1.38
12.	Brock, Martino-USA	SO	15	20	1.33
13.	Washington, James-MT	SR	16	21	1.31
	Ottley, Trevor-MT	SR	16	21	1.31
15.	Gary, Phil-FIU	SR	16	20	1.25
	Brown, Fred-ULM	JR	16	20	1.25
	Mingo, Hugh-ULM	JR	16	20	1.25

3-POINT FG PCT (MIN. 1.0 MADE PER GAME)

##	PLAYER-TEAM	CL	G	3FG	FGA	PCT
1.	Bozeman, Solomon-UALR	SR	16	32	61	.525
2.	Thalken, Tyler-DEN	SO	16	18	37	.486
3.	Hallam, Chase-DEN	SO	16	23	48	.479
4.	Stafford, Brian-DEN	JR	16	38	82	.463
5.	Gary, Phil-FIU	SR	16	16	35	.457
6.	LEE, Travis-TROY	SR	16	41	91	.451
7.	Thompson, Tristan-NT		16	31	70	.443
8.	Finn, Trey-ASU	SO	16	24	58	.414
9.	Mouzy, Matt-UALR	SR	16	43	104	.413
10.	Pettigrew, Steffphon-WKU	SR	16	18	44	.409
11.	Richardson, Shavar-FAU	JR	15	19	47	.404
12.	Johnson, Dominique-NT		16	23	57	.404
13.	Washington, James-MT	SR	16	37	92	.402
14.	Daigle, Randell-ULL		15	19	49	.388
15.	Brown, Fred-ULM	JR	16	34	89	.382



Sun Belt Individual Stats - SBC Games Only

3-POINT FG MADE

##	PLAYER-TEAM	CL	G	3FG	AVG/G
1.	Mouzy, Matt-UALR	SR	16	43	2.69
2.	Taylor, Raymond-FAU	SO	16	41	2.56
	LEE, Travis-TROY	SR	16	41	2.56
4.	Stafford, Brian-DEN	JR	16	38	2.38
5.	Washington, James-MT	SR	16	37	2.31
6.	Brown, Fred-ULM	JR	16	34	2.13
7.	HUDDLESTON, Regis-TROY	SR	16	33	2.06
8.	Bozeman, Solomon-UALR	SR	16	32	2.00
9.	Thompson, Tristan-NT		16	31	1.94
10.	McDonald, Kahlil-WKU	JR	16	28	1.75
11.	Gantt, Greg-FAU	SO	16	26	1.63
12.	Brook, Martino-USA	SO	15	24	1.60
13.	Boone, Donald-ASU	SR	16	24	1.50
	Cooks, Allyn-USA	JR	16	24	1.50
	Finn, Trey-ASU	SO	16	24	1.50

BLOCKED SHOTS

##	PLAYER-TEAM	CL	G	BLOCKS	AVG/G
1.	Royster, Brett-FAU	SR	16	47	2.94
2.	Udofia, Chris-DEN	FR	16	30	1.88
3.	Pattillo, Juan-WKU	SR	16	25	1.56
4.	TOOMBS, Bernard-TROY	SR	16	23	1.44
5.	Ottley, Trevor-MT	SR	16	22	1.38
	Ferguson, Dominique-FIU	FR	16	22	1.38
7.	Rubit, Augustine-USA	FR	16	19	1.19
8.	Carter, Javier-USA	SO	16	16	1.00
	Akol, Teeng-WKU	SO	13	13	1.00
10.	Gary, La'Ryan-ULL		16	15	0.94
11.	CUNNINGHAM, Steven-TROY	JR	14	13	0.93
12.	Pettigrew, Steffphon-WKU	SR	16	14	0.88
	Redus, Gary-USA	SR	16	14	0.88
14.	Hersey, DeAndre-USA	SO	14	12	0.86
15.	Moore, Brandon-FIU	SO	12	10	0.83

ASSIST/TURNOVER RATIO (MIN. 3.0 ASSISTS/GAME)

##	PLAYER-TEAM	CL	G	ASST	AVG	TURN	AVG	RATIO
1.	Tucker, Alex-FAU	JR	16	83	5.2	31	1.9	2.68
2.	Allison, Rashad-ASU	SR	16	57	3.6	25	1.6	2.28
3.	Williams, D'Andre-UALR	JR	16	51	3.2	23	1.4	2.22
4.	Crook, Jamal-WKU	SO	16	73	4.6	33	2.1	2.21
5.	Gary, Phil-FIU	SR	16	56	3.5	28	1.8	2.00
6.	Johnson, Dominique-NT		16	49	3.1	29	1.8	1.69
7.	WEATHERS, Will-TROY	SO	16	111	6.9	71	4.4	1.56
8.	Taylor, Raymond-FAU	SO	16	59	3.7	38	2.4	1.55
9.	Cooks, Allyn-USA	JR	16	51	3.2	33	2.1	1.55
10.	Washington, James-MT	SR	16	49	3.1	32	2.0	1.53

OFFENSIVE REBOUNDS

##	PLAYER-TEAM	CL	G	NO.	AVG/G
1.	Rubit, Augustine-USA	FR	16	79	4.94
2.	Kersch, Sergio-WKU	SR	16	57	3.56
3.	Pattillo, Juan-WKU	SR	16	47	2.94
4.	Sykes, Tommie-ULM	SR	15	42	2.80
5.	Wright, DeJuan-FIU	JR	15	40	2.67
6.	Adams, Martavius-ASU	JR	16	42	2.63
7.	TOOMBS, Bernard-TROY	SR	16	41	2.56
	Pettigrew, Steffphon-WKU	SR	16	41	2.56
9.	Ottley, Trevor-MT	SR	16	38	2.38
10.	Oduduwa, George-NT		15	35	2.33
11.	Ferguson, Dominique-FIU	FR	16	36	2.25
12.	Brown, Josh-ULL		13	27	2.08
13.	Thomas, J.J.-ULL		16	31	1.94
	Royster, Brett-FAU	SR	16	31	1.94
15.	McCoy, Jordan-FAU	SO	16	30	1.88
	McClellan, Steven-ULM	FR	16	30	1.88
	PATSATSI, Levan-TROY	SR	16	30	1.88

DEFENSIVE REBOUNDS

##	PLAYER-TEAM	CL	G	NO.	AVG/G
1.	Oduduwa, George-NT		15	118	7.87
2.	TOOMBS, Bernard-TROY	SR	16	108	6.75
3.	Rubit, Augustine-USA	FR	16	100	6.25
4.	Pattillo, Juan-WKU	SR	16	90	5.63
5.	Bureau, Travis-ULL		16	89	5.56
6.	Frederick, Eric-FIU	JR	14	77	5.50
7.	Kersch, Sergio-WKU	SR	16	85	5.31
8.	Thomas, J.J.-ULL		16	81	5.06
9.	Royster, Brett-FAU	SR	16	78	4.88
10.	Adams, Martavius-ASU	JR	16	77	4.81
11.	Hallam, Chase-DEN	SO	16	73	4.56
12.	Udofia, Chris-DEN	FR	16	68	4.25
13.	Mingo, Hugh-ULM	JR	16	67	4.19
14.	Pettigrew, Steffphon-WKU	SR	16	65	4.06
15.	Ottley, Trevor-MT	SR	16	63	3.94

MINUTES PLAYED

##	Player-Team	CL	G	Minutes	Avg/G
1.	WEATHERS, Will-TROY	SO	16	622	38.88
2.	Hallam, Travis-DEN	JR	16	597	37.31
3.	Washington, James-MT	SR	16	567	35.44
4.	Hallam, Chase-DEN	SO	16	561	35.06
5.	Taylor, Raymond-FAU	SO	16	550	34.38
6.	Stafford, Brian-DEN	JR	16	549	34.31
7.	White, Josh-NT		15	510	34.00
8.	Boone, Donald-ASU	SR	16	542	33.88
9.	Cooks, Allyn-USA	JR	16	539	33.69
10.	Brown, Fred-ULM	JR	16	535	33.44

The Sun Belt Conference

Commissioner Wright Waters

The Sun Belt Conference Staff

2011-12 SBC Tournament Bracket

2011-12 SBC Composite Schedule

Sun Belt Conference Record Book



Sun Belt Stats - Team/Individual Game Highs

TEAM HIGHS - ALL GAMES**POINTS**

93	Louisiana-Lafayette vs Troy (1/6/11)
93	Middle Tennessee at Louisiana-Lafayette (1/8/11)
93	Louisiana-Lafayette vs North Texas (1/27/11)

MARGIN

38 (74-36)	Denver vs Arkansas State (1/20/11)
31 (81-50)	UALR vs Louisiana-Monroe (1/13/11)

FIELD GOALS MADE

34	Troy at Louisiana-Lafayette (1/6/11)
33	South Alabama vs UALR (02/24/11)

FIELD GOAL ATTEMPTS

76	UALR at South Alabama (02/24/11)
76	Troy at FIU (02/26/11)

FIELD GOAL PERCENTAGE

.640 (32-50)	Arkansas State at Louisiana-Monroe (02/10/11)
.596 (28-47)	North Texas vs UALR (12/30/10)

3-PT FG MADE

17	UALR vs Louisiana-Monroe (1/13/11)
14	Troy at FIU (02/26/11)

3-PT FG ATTEMPTS

45	Troy at FIU (02/26/11)
34	Troy at Western Kentucky (01/22/11)

3-PT PERCENTAGE

.714 (5-7)	North Texas at Denver (1/29/11)
.684 (13-19)	Denver vs Arkansas State (1/20/11)

FREE THROWS MADE

41	Middle Tennessee at Louisiana-Lafayette (1/8/11)
33	Arkansas State vs UALR (2/26/11)

FREE THROW ATTEMPTS

49	Middle Tennessee at Louisiana-Lafayette (1/8/11)
48	Louisiana-Lafayette vs Middle Tennessee (1/8/11)

FREE THROW PERCENTAGE

1.000 (16-16)	Louisiana-Lafayette at Florida Atlantic (2/12/11)
1.000 (14-14)	Denver vs Louisiana-Lafayette (12/30/10)

REBOUNDS

54	Troy vs Western Kentucky (1/13/11)
51	Western Kentucky vs Troy (01/22/11)
51	FIU vs Florida Atlantic (02/19/11)

ASSISTS

21	Florida Atlantic vs UALR (1/22/11)
21	Arkansas State at Louisiana-Monroe (02/10/11)

STEALS

14	Middle Tennessee at Troy (2/17/11)
13	South Alabama vs Troy (02/10/11)

BLOCKED SHOTS

10	South Alabama vs Middle Tennessee (01/02/11)
9	Florida Atlantic at FIU (02/19/11)
9	Troy vs Arkansas State (2/19/11)
9	South Alabama at Denver (2/20/11)
9	Louisiana-Lafayette vs Denver (2/24/11)
9	Western Kentucky vs FIU (02/24/11)

TURNOVERS

24	Troy vs Middle Tennessee (2/17/11)
23	Western Kentucky vs Middle Tennessee (02/10/11)

FOULS

34	Middle Tennessee at Louisiana-Lafayette (1/8/11)
30	Middle Tennessee vs North Texas (01/05/11)
30	Louisiana-Lafayette vs Middle Tennessee (1/8/11)
30	FIU at Middle Tennessee (2/12/11)

INDIVIDUAL PLAYER GAME HIGHS - ALL GAMES**POINTS**

32	WEATHERS, Will (Troy) at Louisiana-Lafayette (1/6/11)
32	Redus, Gary (South Alabama) at Troy (1/27/11)

FIELD GOALS MADE

12	WEATHERS, Will (Troy) at Louisiana-Lafayette (1/6/11)
11	Kersch, Sergio (Western Kentucky) at Arkansas State (1/1/11)
11	WEATHERS, Will (Troy) at UALR (1/8/11)
11	Kersch, Sergio (Western Kentucky) vs Troy (01/22/11)
11	Thomas, J.J. (Louisiana-Lafayette) at South Alabama (01/30/11)
11	Rubitt, Augustine (South Alabama) at Middle Tennessee (2/5/11)
11	Kersch, Sergio (Western Kentucky) vs FIU (02/24/11)

FIELD GOAL ATTEMPTS

21	WEATHERS, Will (Troy) at UALR (1/8/11)
21	Brown, Fred (Louisiana-Monroe) vs Troy (01/29/11)
21	Thomas, J.J. (Louisiana-Lafayette) at South Alabama (01/30/11)
21	Kersch, Sergio (Western Kentucky) vs FIU (02/24/11)

FIELD GOAL PERCENTAGE

.900 (9-10)	Hammonds, Kerry (Middle Tennessee) vs South Alabama (2/5/11)
.889 (8-9)	Hogans, Kedrick (North Texas) at Western Kentucky (02/12/11)

3-PT FG MADE

8	Mouzy, Matt (UALR) vs Denver (2/3/11)
7	Finn, Trey (Arkansas State) vs Western Kentucky (1/1/11)
7	Redus, Gary (South Alabama) at Troy (1/27/11)

3-PT FG ATTEMPTS

18	LEE, Travis (Troy) at FIU (02/26/11)
14	HUDDLESTON, Regis (Troy) vs South Alabama (1/27/11)

3-PT PERCENTAGE

1.000 (5-5)	Thalken, Tyler (Denver) vs Arkansas State (1/20/11)
1.000 (5-5)	Johnson, Dominique (North Texas) vs Arkansas State (1/22/11)

FREE THROWS MADE

15	Bozeman, Solomon (UALR) at Louisiana-Lafayette (2/5/11)
13	Bureau, Travis (Louisiana-Lafayette) vs UALR (2/5/11)

FREE THROW ATTEMPTS

17	Brock, Martino (South Alabama) at Arkansas State (12/30/10)
17	Bureau, Travis (Louisiana-Lafayette) vs UALR (2/5/11)
17	Bozeman, Solomon (UALR) at Louisiana-Lafayette (2/5/11)

FREE THROW PERCENTAGE

1.000 (10-10)	Bozeman, Solomon (UALR) vs Arkansas State (1/29/11)
1.000 (10-10)	TAYLOR, Vernon (Troy) vs FIU (2/3/11)
1.000 (9-9)	Washington, James (Middle Tennessee) at Louisiana-Lafayette (1/8/11)
1.000 (9-9)	TAYLOR, Vernon (Troy) at Louisiana-Monroe (01/29/11)
1.000 (8-8)	Thompson, Tristan (North Texas) at UALR (3/1/11)

REBOUNDS

20	Bureau, Travis (Louisiana-Lafayette) at South Alabama (01/30/11)
18	Rubitt, Augustine (South Alabama) at Troy (1/27/11)

ASSISTS

12	Tucker, Alex (Florida Atlantic) at Western Kentucky (01/15/11)
11	WEATHERS, Will (Troy) vs South Alabama (1/27/11)

STEALS

6	Boone, Donald (Arkansas State) vs North Texas (2/24/11)
5	Williams, D'Andre (UALR) vs Troy (1/8/11)
5	Oden, Jimmy (Middle Tennessee) vs Troy (1/20/11)
5	Wright, DeJuan (FIU) at Middle Tennessee (2/12/11)
5	Ottley, Trevor (Middle Tennessee) at Troy (2/17/11)

BLOCKED SHOTS

7	Royster, Brett (Florida Atlantic) at Troy (12/16/10)
6	Pattillo, Juan (Western Kentucky) at FIU (01/27/11)

TURNOVERS

11	WEATHERS, Will (Troy) vs Middle Tennessee (2/17/11)
7	Brock, Martino (South Alabama) at FIU (01/08/11)
7	Brown, Fred (Louisiana-Monroe) at Arkansas State (1/27/11)
7	WEATHERS, Will (Troy) at Florida Atlantic (2/24/11)



TEAM HIGHS - SUN BELT GAMES**POINTS**

93	Louisiana-Lafayette vs Troy (1/6/11)
93	Middle Tennessee at Louisiana-Lafayette (1/8/11)
93	Louisiana-Lafayette vs North Texas (1/27/11)

MARGIN

38 (74-36)	Denver vs Arkansas State (1/20/11)
31 (81-50)	UALR vs Louisiana-Monroe (1/13/11)

FIELD GOALS MADE

34	Troy at Louisiana-Lafayette (1/6/11)
33	South Alabama vs UALR (02/24/11)

FIELD GOAL ATTEMPTS

76	UALR at South Alabama (02/24/11)
76	Troy at FIU (02/26/11)

FIELD GOAL PERCENTAGE

.640 (32-50)	Arkansas State at Louisiana-Monroe (02/10/11)
.596 (28-47)	North Texas vs UALR (12/30/10)

3-PT FG MADE

17	UALR vs Louisiana-Monroe (1/13/11)
14	Troy at FIU (02/26/11)

3-PT FG ATTEMPTS

45	Troy at FIU (02/26/11)
34	Troy at Western Kentucky (01/22/11)

3-PT PERCENTAGE

.714 (5-7)	North Texas at Denver (1/29/11)
.684 (13-19)	Denver vs Arkansas State (1/20/11)

FREE THROWS MADE

41	Middle Tennessee at Louisiana-Lafayette (1/8/11)
33	Arkansas State vs UALR (2/26/11)

FREE THROW ATTEMPTS

49	Middle Tennessee at Louisiana-Lafayette (1/8/11)
48	Louisiana-Lafayette vs Middle Tennessee (1/8/11)

FREE THROW PERCENTAGE

1.000 (16-16)	Louisiana-Lafayette at Florida Atlantic (2/12/11)
1.000 (14-14)	Denver vs Louisiana-Lafayette (12/30/10)

REBOUNDS

54	Troy vs Western Kentucky (1/13/11)
51	Western Kentucky vs Troy (01/22/11)
51	FIU vs Florida Atlantic (02/19/11)

ASSISTS

21	Florida Atlantic vs UALR (1/22/11)
21	Arkansas State at Louisiana-Monroe (02/10/11)

STEALS

14	Middle Tennessee at Troy (2/17/11)
13	South Alabama vs Troy (02/10/11)

BLOCKED SHOTS

10	South Alabama vs Middle Tennessee (01/02/11)
9	Florida Atlantic at FIU (02/19/11)
9	Troy vs Arkansas State (2/19/11)
9	South Alabama at Denver (2/20/11)
9	Louisiana-Lafayette vs Denver (2/24/11)
9	Western Kentucky vs FIU (02/24/11)

TURNOVERS

24	Troy vs Middle Tennessee (2/17/11)
23	Western Kentucky vs Middle Tennessee (02/10/11)

FOULS

34	Middle Tennessee at Louisiana-Lafayette (1/8/11)
30	Middle Tennessee vs North Texas (01/05/11)
30	Louisiana-Lafayette vs Middle Tennessee (1/8/11)
30	FIU at Middle Tennessee (2/12/11)

Sun Belt Stats - Team/Individual SBC Game Highs**INDIVIDUAL PLAYER GAME HIGHS - SUN BELT GAMES****POINTS**

32	WEATHERS, Will (Troy) at Louisiana-Lafayette (1/6/11)
32	Redus, Gary (South Alabama) at Troy (1/27/11)

FIELD GOALS MADE

12	WEATHERS, Will (Troy) at Louisiana-Lafayette (1/6/11)
11	Kersch, Sergio (Western Kentucky) at Arkansas State (1/1/11)
11	WEATHERS, Will (Troy) at UALR (1/8/11)
11	Kersch, Sergio (Western Kentucky) vs Troy (01/22/11)
11	Thomas, J.J. (Louisiana-Lafayette) at South Alabama (01/30/11)
11	Rubit, Augustine (South Alabama) at Middle Tennessee (2/5/11)
11	Kersch, Sergio (Western Kentucky) vs FIU (02/24/11)

FIELD GOAL ATTEMPTS

21	WEATHERS, Will (Troy) at UALR (1/8/11)
21	Brown, Fred (Louisiana-Monroe) vs Troy (01/29/11)
21	Thomas, J.J. (Louisiana-Lafayette) at South Alabama (01/30/11)
21	Kersch, Sergio (Western Kentucky) vs FIU (02/24/11)

FIELD GOAL PERCENTAGE

.900 (9-10)	Hammonds, Kerry (Middle Tennessee) vs South Alabama (2/5/11)
.889 (8-9)	Hogans, Kedrick (North Texas) at Western Kentucky (02/12/11)

3-PT FG MADE

8	Mouzy, Matt (UALR) vs Denver (2/3/11)
7	Finn, Trey (Arkansas State) vs Western Kentucky (1/1/11)
7	Redus, Gary (South Alabama) at Troy (1/27/11)

3-PT FG ATTEMPTS

18	LEE, Travis (Troy) at FIU (02/26/11)
14	HUDDLESTON, Regis (Troy) vs South Alabama (1/27/11)

3-PT PERCENTAGE

1.000 (5-5)	Thalken, Tyler (Denver) vs Arkansas State (1/20/11)
1.000 (5-5)	Johnson, Dominique (North Texas) vs Arkansas State (1/22/11)

FREE THROWS MADE

15	Bozeman, Solomon (UALR) at Louisiana-Lafayette (2/5/11)
13	Bureau, Travis (Louisiana-Lafayette) vs UALR (2/5/11)

FREE THROW ATTEMPTS

17	Brock, Martino (South Alabama) at Arkansas State (12/30/10)
17	Bureau, Travis (Louisiana-Lafayette) vs UALR (2/5/11)
17	Bozeman, Solomon (UALR) at Louisiana-Lafayette (2/5/11)

FREE THROW PERCENTAGE

1.000 (10-10)	Bozeman, Solomon (UALR) vs Arkansas State (1/29/11)
1.000 (10-10)	TAYLOR, Vernon (Troy) vs FIU (2/3/11)
1.000 (9-9)	Washington, James (Middle Tennessee) at Louisiana-Lafayette (1/8/11)
1.000 (9-9)	TAYLOR, Vernon (Troy) at Louisiana-Monroe (01/29/11)
1.000 (8-8)	Thompson, Tristan (North Texas) at UALR (3/1/11)

REBOUNDS

20	Bureau, Travis (Louisiana-Lafayette) at South Alabama (01/30/11)
18	Rubit, Augustine (South Alabama) at Troy (1/27/11)

ASSISTS

12	Tucker, Alex (Florida Atlantic) at Western Kentucky (01/15/11)
11	WEATHERS, Will (Troy) vs South Alabama (1/27/11)

STEALS

6	Boone, Donald (Arkansas State) vs North Texas (2/24/11)
5	Williams, D'Andre (UALR) vs Troy (1/8/11)
5	Oden, Jimmy (Middle Tennessee) vs Troy (1/20/11)
5	Wright, DeJuan (FIU) at Middle Tennessee (2/12/11)
5	Ottley, Trevor (Middle Tennessee) at Troy (2/17/11)

BLOCKED SHOTS

7	Royster, Brett (Florida Atlantic) at Troy (12/16/10)
6	Patillo, Juan (Western Kentucky) at FIU (01/27/11)

TURNOVERS

11	WEATHERS, Will (Troy) vs Middle Tennessee (2/17/11)
7	Brock, Martino (South Alabama) at FIU (01/08/11)
7	Brown, Fred (Louisiana-Monroe) at Arkansas State (1/27/11)
7	WEATHERS, Will (Troy) at Florida Atlantic (2/24/11)

The Sun Belt Conference

Commissioner Wright Waters

The Sun Belt Conference Staff

2011-12 SBC Tournament Bracket

2011-12 SBC Composite Schedule

Sun Belt Conference Record Book



Sun Belt Stats - Career Top 25

The Sun Belt Conference

SCORING

PLAYER, TEAM	YEARS	POINTS
1. Bo McCalebb, UNO	2003-08	2,679
2. Charlie Bradley, USF	1981-85	2,319
3. Courtney Lee, WKU	2004-08	2,238
4. Jeff Hodge, USA	1985-89	2,221
5. Chad Kinch, UNCC	1976-80	2,020
6. Anthony Carver, ODU	1986-90	1,958
7. Ronnie Murphy, JU	1983-87	1,937
8. Steve Mitchell, UAB	1982-86	1,867
9. Terry Catledge, USA	1982-85	1,866
10. Brett McNeal, WKU	1985-89	1,856
11. Chris Gatling, ODU	1988-91	1,811
12. Ed Rains, USA	1977-81	1,801
13. Artemus McClary, JU	1992-96	1,789
14. Andy Kennedy, UAB	1988-91	1,787
15. Desmond Yates, MT	2006-10	1,775
16. Kannard Johnson, WKU	1983-87	1,738
17. Anthony Winchester, WKU	2002-06	1,732
18. Rory White, USA	1977-82	1,726
18. Junie Lewis, USA	1986-89	1,726
20. Henry Williams, UNCC	1988-91	1,718
21. Otis Smith, JU	1982-86	1,715
22. BJ Pratt, DU	1999-00	1,705
23. Michael Allen, ULL	1991-94	1,673
24. Josh White, NT	2007-11	1,668
25. Byron Dinkins, UNCC	1985-89	1,657

ASSISTS

PLAYER, TEAM	YEARS	ASSISTS
1. Chico Fletcher, ASU	1996-00	893
2. Frank Smith, ODU	1984-88	883
3. Steve Mitchell, UAB	1982-86	597
4. Jack Kramer, UAB	1988-91	586
5. Cedric Yelding, USA	1989-93	566
6. Rolando Lamb, VCU	1981-85	550
7. Barry Bearden, UAB	1986-90	530
8. Lonnie Cooper, TECH	1995-99	523
9. Keith Williams, UNCC	1983-87	515
10. Byron Dinkins, UNCC	1985-89	513
11. Jeremy Livingston, JU	1991-95	507
12. Atiim Browne, Lamar	1991-94	501
13. Kevin Kanaskie, MT	2005-09	485
14. Tommy Tonelli, USF	1982-86	480
15. Michael Vogler, Troy	2006-10	473
16. Derek Fisher, UALR	1992-96	472
17. Jeff Hodge, USA	1985-89	461
18. Jeff West, UNCC	1985-89	447
19. James McNary, WKU	1984-87	440
20. Calvin Duncan, VCU	1981-85	434
21. Demetrice Williams, USA	2000-03	429
22. Rodney Billups, DU	2002-05	418
23. Derek Robinson, WKU	1998-02	413
24. Ronnie Murphy, JU	1983-87	407
24. Phil Ward, UNCC	1978-82	407

STEALS

PLAYER, TEAM	YEARS	STEALS
1. Frank Smith, ODU	1984-88	295
2. Darnell Mee, WKU	1990-93	259
3. Rolando Lamb, VCU	1981-85	257
4. Bo McCalebb, UNO	2003-08	250
5. Courtney Lee, WKU	2004-08	242
6. Cedric Yelding, USA	1989-93	241
7. Keith Williams, UNCC	1983-87	236
8. Jeff Hodge, USA	1985-89	223
8. Demetrice Williams, USA	2000-03	223
10. Phil Ward, UNCC	1978-82	221
11. Chico Fletcher, ASU	1996-00	211
12. Jeremy Livingston, JU	1991-95	208
13. Ronnie Murphy, JU	1983-87	205
14. Carlos Morban, FIU	2001-03	204
15. Chris Robinson, WKU	1992-96	203
16. Dee Brown, JU	1986-90	201
17. Artemus McClary, JU	1992-96	192
18. Steve Mitchell, UAB	1982-86	190
19. Otis Smith, JU	1982-86	189
20. Derek Fisher, UALR	1992-96	184
20. Chris Manuel, ULL	1994-98	184
22. Shawn Griggs, ULL	1992-94	179
23. Greg Black, UTPA	1993-95	176
24. Michael Charles, UAB	1984-88	175
25. Michael Vogler, Troy	2006-10	173

Commissioner Wright Waters

The Sun Belt Conference Staff

REBOUNDS

PLAYER, TEAM	YEARS	REBOUNDS
1. Muntrelle Dobbins, UALR	1993-97	1,010
2. Kenny Gattison, ODU	1982-86	963
3. Jerome Mincy, UAB	1982-86	933
4. Terry Catledge, USA	1982-85	932
5. Kim Adams, ASU	2001-04	916
6. Otis Smith, JU	1982-86	911
7. George Odufuwa, NT	2008-2011	896
8. Hakim Shahid, USF	1986-90	893
9. Artemus McClary, JU	1992-96	883
10. Mike Hackett, JU	1978-82	862
11. Chris Gatling, ODU	1988-91	859
12. Reginald Poole, UL	1994-99	842
13. Kannard Johnson, WKU	1983-87	840
14. Curtis Kitchen, USF	1982-86	816
15. Chris Marcus, WKU	1999-03	795
16. James Ray, JU	1976-80	793
17. Anthony Carver, ODU	1986-90	755
18. Brett Starkey, DU	2000-04	751
19. Anthony Gordon, UAB	1982-86	746
20. Mike Schlegel, VCU	1981-85	743
21. Melvin Johnson, UNCC	1980-84	740
22. Melvin Simon, UNO	1991-94	738
23. Rory White, USA	1977-82	737
24. Jeremy Evans, WKU	2006-10	734
25. Rashad Jones-Jennings, UALR	2005-07	721

BLOCKS

PLAYER, TEAM	YEARS	BLOCKS
1. Brett Royster, FAU	2008-2011	301
2. Alan Ogg, UAB	1986-90	266
3. Curtis Kitchen, USF	1982-86	257
4. Jeremy Evans, WKU	2006-10	224
5. Michael McDonald, UNO	1992-95	221
6. Chris Marcus, WKU	1999-03	214
7. Kelly Blaine, USA	1981-85	213
8. Otis Smith, JU	1982-86	211
9. Yemi Nicholson, DU	2003-06	210
10. Freddy Hicks, ASU	1995-99	204
11. Jason Jennings, ASU	2000-02	203
12. James Moore, NMSU	2000-04	200
13. Clarence Martin, WKU	1982-87	198
14. Chris Gatling, ODU	1988-91	195
15. Ray Gromlowicz, UNCC	1983-87	194
16. Reginald Poole, ULL	1994-99	169
17. Michael Southall, ULL	2001-03	165
18. Elgrace Wilborn, WKU	2002-05	161
19. Ervin Johnson, UNO	1991-93	158
19. Muntrelle Dobbins, UALR	1993-97	158
21. Willie Redden, USF	1978-82	155
22. James Ray, JU	1976-80	132
22. Tory Walker, UNO	1997-01	132
24. Jerome Mincy, UAB	1982-86	131
25. Wayne Cooper, UNO	1976-78	128

3-POINT FG MADE

PLAYER, TEAM	YEARS	3FGM
1. Erik Benzel, DU	2001-05	323
2. Andy Kennedy, UAB	1988-90	318
3. Brad Boyd, ULL	2000-04	271
4. BJ Pratt, DU	1999-03	265
5. Alan Barksdale, UALR	1998-01	255
6. Derek Turner, USA	1989-92	249
7. Anthony Winchester, WKU	2002-05	247
8. Courtney Lee, WKU	2004-08	245
9. Nick Zachery, UALR	2001-04	236
10. John Knox, JU	1995-98	235
11. Matt Mouzy, UALR	2008-2011	227
11. Randell Daigle, ULL	2008-2011	227
13. Antonio Harvey, ASU	1995-99	224
14. James Parlow, UNO	2004-08	222
15. Anthony Carver, ODU	1986-90	219
15. Lonnie Cooper, TECH	1995-99	219
17. Blane Harmon, ULL	1999-01	212
18. AJ Slaughter, WKU	2006-10	211
19. Brandon Hazzard, Troy	2006-10	209
20. Michael Allen, ULL	1991-94	208
20. Demetric Bennett, USA	2004-08	208
20. Calvin Watson, UNT	2003-07	208
23. Kevin Kanaskie, MT	2005-09	207
24. Micah Marsh, ASU	1994-98	206
25. Michael Fralix, WKU	1992-96	205

2011-12 SBC Tournament Bracket

2011-12 SBC Composite Schedule

Sun Belt Conference Record Book



400,000

STUDENT-ATHLETES

1,300

MEMBERS

88

CHAMPIONSHIPS

23

SPORTS

3

DIVISIONS

1

ASSOCIATION



NCAA is a registered trademark of the National Collegiate Athletic Association.

Sun Belt Record Book

TEAM RECORDS/GAME

MOST POINTS SCORED

ALL GAMES

156..... South Alabama vs. Prairie View A&M 114, 12-2-94

SBC GAMES

121..... South Alabama vs. Charlotte, 1-5-91
..... WKU vs. Louisiana-Lafayette, 1-31-96

FEWEST POINTS SCORED

ALL GAMES

20..... South Alabama vs. New Orleans, 2-26-78

SBC GAMES

31..... Jacksonville vs. South Alabama, 1-29-98

BIGGEST WINNING MARGIN

ALL GAMES

81..... Arkansas State 120 vs. Central Baptist Coll. 39, 12-28-10

SBC GAMES

56..... WKU 105 vs. UTPA 49, 1-27-93

MOST POINTS IN ONE HALF

ALL GAMES

82..... South Alabama vs. Prairie View A&M, 12-2-94

SBC GAMES

70..... Louisiana-Lafayette vs. UTPA, 1-17-98

MOST FIELD GOALS

ALL GAMES

62..... South Alabama vs. Prairie View A&M, 12-2-94

SBC GAMES

48..... South Alabama vs. South Florida, 1-25-79

MOST FIELD GOAL ATTEMPTS

ALL GAMES

120..... South Alabama vs. Prairie View A&M, 12-2-94

SBC GAMES

98..... Louisiana-Lafayette vs. South Alabama, 12-29-94

BEST FIELD GOAL PERCENTAGE

ALL GAMES

.765 (26-34)..... New Orleans vs. Wisconsin-Green Bay, 11-28-98

SBC GAMES

.711 (32-45)..... WKU vs. UAB, 2-24-84

MOST THREE-POINT FIELD GOALS

ALL GAMES

23..... Lamar vs. Louisiana Tech, 2-28-93
..... Troy vs. Arkansas State, 3-3-06

SBC GAMES

23..... Lamar vs. Louisiana Tech, 2-28-93
..... Troy vs. Arkansas State, 3-3-06

NON-CONFERENCE

20..... Lamar vs. Prairie View A&M, 2-23-93

MOST THREE-POINT FIELD GOAL ATTEMPTS

ALL GAMES

50..... Troy vs. Idaho State, 12-22-10

SBC GAMES

49..... Lamar vs. Louisiana Tech, 2-28-93
..... Troy vs. Louisiana-Lafayette, 2-11-06

BEST 3-POINT FIELD GOAL PERCENTAGE (MIN 10 ATT)

ALL GAMES

.900..... 9-10, UAB vs. Hawaii-Loa, 12-8-86

SBC GAMES

.818, 11-15..... WKU vs. Jacksonville, 1-27-90

MOST FREE THROWS

ALL GAMES

47..... Charlotte vs. Campbell, 12-13-83

SBC GAMES

41..... Middle Tennessee at Louisiana-Lafayette, 1-8-11

MOST FREE THROW ATTEMPTS

ALL GAMES

65..... Lamar vs. UALR, 1-14-95

SBC GAMES

65..... Lamar vs. UALR, 1-14-95

BEST FREE THROW PERCENTAGE MIN 10 ATT

ALL GAMES

1.000..... 20-20, Jacksonville vs. UAB, 2-18-89

SBC GAMES

1.000..... 20-20, Jacksonville vs. UAB, 2-18-89
..... 16-16, Louisiana-Lafayette at Florida Atlantic, 2-12-11
..... 14-14, Denver vs. Louisiana-Lafayette, 12-30-10
..... 12-12, Arkansas State vs. UNO, 2-4-04
..... 11-11, Middle Tennessee vs. North Texas, 1-27-08
..... 11-11, Denver vs ULM 2-26-09
..... 10-10, Jacksonville vs. South Alabama, 1-20-83

MOST REBOUNDS

ALL GAMES

72..... South Alabama vs. Troy State, 12-14-93

SBC GAMES

62..... WKU vs. Louisiana-Lafayette, 2-18-96

MOST ASSISTS

ALL GAMES

38..... UTPA vs. Concordia Lutheran, 12-4-93

SBC GAMES

32..... Louisiana-Lafayette vs. UTPA, 1-17-98

MOST BLOCKED SHOTS

ALL GAMES

17..... New Orleans vs. Texas A&M, 12-29-92
..... Louisiana-Lafayette at North Texas, 1-5-06

SBC GAMES

17..... Louisiana-Lafayette at North Texas, 1-5-06

MOST STEALS

ALL GAMES

32..... Louisiana-Lafayette vs. Baptist Christian, 11-25-95

SBC GAMES

22..... WKU vs. Jacksonville, 2-11-93; UTPA vs. Arkansas State, 2-11-98



Sun Belt Record Book

TEAM RECORDS/SEASON

MOST GAMES PLAYED

38.....WKU, 1986-87

MOST POINTS SCORED

ALL GAMES
2,989.....WKU, 1986-87SBC GAMES
1,601.....WKU, 1992-93

HIGHEST SCORING AVERAGE

ALL GAMES
91.0.....South Alabama, 1988-89SBC GAMES
88.9.....WKU, 1992-93

FEWEST POINTS SCORED

ALL GAMES
1,393.....UTPA, 1992-93SBC GAMES
485.....New Orleans, 1976-77

LOWEST SCORING AVERAGE

ALL GAMES
55.5.....UTPA, 1996-97SBC GAMES
48.8.....FIU, 2003-04

MOST FIELD GOALS

ALL GAMES
1,171.....WKU, 1986-87SBC GAMES
577.....WKU, 1992-93

MOST FIELD GOAL ATTEMPTS

ALL GAMES
2,373.....WKU, 1986-87SBC GAMES
1,294.....South Alabama, 1994-95

HIGHEST FIELD GOAL PERCENTAGE

ALL GAMES
.523 (1,162-2,200).....Charlotte, 1976-77SBC GAMES
.508 (302-594).....New Orleans, 1977-78

MOST THREE-POINT FIELD GOALS

ALL GAMES
287.....ULM, 2006-07SBC GAMES
173.....Troy, 2006-07

MOST THREE-POINT FIELD GOAL ATTEMPTS

ALL GAMES
959.....Troy, 2005-06SBC GAMES
509.....Troy, 2005-06

HIGHEST THREE-POINT FIELD GOAL PERCENTAGE

ALL GAMES
.485 (48-99).....VCU, 1982-83SBC GAMES
.462 (84-182).....Louisiana Tech, 1991-92

MOST FREE THROWS

ALL GAMES
675.....North Texas, 2010-11SBC GAMES
371.....New Orleans, 1992-93

MOST FREE THROW ATTEMPTS

ALL GAMES
921.....North Texas, 2009-10SBC GAMES
534.....New Orleans, 1992-93

BEST FREE THROW PERCENTAGE

ALL GAMES
.790 (342-433).....WKU, 1996-97SBC GAMES
.788 (245-311).....WKU, 1996-97

MOST REBOUNDS

ALL GAMES
1,503.....WKU, 1986-87SBC GAMES
798.....South Alabama, 1994-95

MOST ASSISTS

ALL GAMES
655.....South Alabama, 1988-89SBC GAMES
298.....Florida Atlantic, 2006-2007

MOST BLOCKED SHOTS

ALL GAMES
180.....UAB, 1988-89SBC GAMES
106.....South Alabama, 1993-94

MOST STEALS

ALL GAMES
363.....Charlotte, 1990-91SBC GAMES
221.....WKU, 1992-93

MOST VICTORIES

ALL GAMES
29.....29-9 WKU, 1986-87; 29-7 WKU, 2007-08SBC GAMES
18.....18-0 New Orleans, 1992-93

MOST CONSECUTIVE VICTORIES

ALL GAMES
18.....WKU, 2001-02SBC GAMES
18.....New Orleans, 1992-93

MOST LOSSES

ALL GAMES
29.....UTPA, 1991-92SBC GAMES
18.....Louisiana Tech, 1993-94

MOST CONSECUTIVE LOSSES

ALL GAMES
29.....UTPA, 1991-92SBC GAMES
18.....Louisiana Tech, 1993-94

CONSECUTIVE CONFERENCE WINS

WINS	TEAM	BEGAN	ENDED
21	NEW ORLEANS	3-1-92	1-8-94
18	WKU	1-5-95	1-4-96
13	SOUTH ALABAMA	2-23-78	1-5-80
13	WKU	1-02-02	1-4-03
11	VCU	1-15-83	2-26-83
11	WKU	1-10-08	2-21-08
10	LOUISIANA-LAFAYETTE	2-4-11	-
10	NORTH TEXAS	2-4-10	1-5-11
7	WKU	2-6-10	1-1-11
5	TROY	2-13-10	12-16-10
3	ARKANSAS STATE	2-19-11	-
3	FLORIDA ATLANTIC	2-19-11	-
2	NORTH TEXAS	2-26-11	-

The Sun Belt Conference

Commissioner Wright Waters

The Sun Belt Conference Staff

2011-12 SBC Tournament Bracket

2011-12 SBC Composite Schedule

Sun Belt Conference Record Book



Sun Belt Record Book

INDIVIDUAL RECORDS/GAME

MOST POINTS

ALL GAMES

45.....James Ray, Jacksonville vs. USF, 1-23-80

SUN BELT GAMES

45.....James Ray, Jacksonville vs. USF, 1-23-80

MOST FIELD GOALS

ALL GAMES

18.....Bobby Potts, Charlotte vs. Jacksonville, 2-10-82

.....Chris Cheeks, VCU vs. ODU, 1-14-89

SUN BELT GAMES

18.....Bobby Potts, Charlotte vs. Jacksonville, 2-10-82

.....Chris Cheeks, VCU vs. ODU, 1-14-89

MOST FIELD GOAL ATTEMPTS

ALL GAMES

36.....Bobby Potts, Charlotte vs. Jacksonville, 2-10-82

SUN BELT GAMES

36.....Bobby Potts, Charlotte vs. Jacksonville, 2-10-82

HIGHEST FIELD GOAL PERCENTAGE (MIN 10 ATT)

ALL GAMES

1.000 (13-13).....Kevin King, Charlotte vs. South Alabama, 2-20-78

1.000 (12-12).....Samuel Hines, South Alabama vs. Auburn, 12-21-91

1.000 (12-12).....Alan Ogg, UAB vs. Alabama State, 12-30-89

1.000 (10-10).....Chris Giles, UAB vs. Missouri Western, 12-6-80

1.000 (10-10).....Greg McCray, VCU vs. Cincinnati, 12-23-80

1.000 (10-10).....Chris Manuel, Louisiana-Lafayette vs. Lamar, 2-19-98

SUN BELT GAMES

1.000 (12-12).....Kevin King, Charlotte vs. South Alabama, 2-20-78

1.000 (10-10).....Chris Manuel, Louisiana-Lafayette vs. Lamar, 2-19-98

MOST THREE-POINT FIELD GOALS

ALL GAMES

11.....Keith Veney, Lamar vs. Prairie View A&M, 2-3-93; Keith Veney, Lamar vs. UALR, 2-11-93

SUN BELT GAMES

11.....Keith Veney, Lamar vs. UALR, 2-11-93

MOST THREE-POINT FIELD GOAL ATTEMPTS

ALL GAMES

26.....Marshod Fairweather, FIU vs. Northern Illinois, 11-20-99

SUN BELT GAMES

22.....Keith Veney, Lamar vs. UALR, 2-11-93

HIGHEST THREE-POINT FIELD GOAL PERCENTAGE (MIN 6 ATT)

ALL GAMES

1.000 (6-6).....Corey Cole, Arkansas State vs. UALR, 12-21-91

1.000 (6-6).....Freddie Martinez, Middle Tennessee vs. Tenn. State, 12-9-00

1.000 (6-6).....Erik Benzel, Denver vs. Louisiana-Lafayette, 1-26-02

1.000 (6-6).....Erik Benzel, Denver at Montana State, 12-20-03

1.000 (6-6).....James Parlow, New Orleans at Troy, 1-17-07

SUN BELT GAMES

1.000 (6-6).....Corey Cole, Arkansas State vs. UALR, 12-21-91

1.000 (6-6).....Erik Benzel, Denver vs. Louisiana-Lafayette, 1-26-02

1.000 (6-6).....James Ponder, UAB vs. ODU, 1-31-87

1.000 (6-6).....James Parlow, New Orleans at Troy, 1-17-07

MOST FREE THROWS

ALL GAMES

20.....Lucas Wagler, Lamar vs. UALR, 1-13-96

.....Tristan Thompson, North Texas vs. Florida Atlantic, 3-7-11

SUN BELT GAMES

20.....Lucas Wagler, Lamar vs. UALR, 1-13-96

MOST FREE THROW ATTEMPTS

ALL GAMES

23.....Lucas Wagler, Lamar vs. UALR, 1-13-96

23.....Nate Rohnert, Denver vs. Wyoming, 11-24-09

SUN BELT GAMES

23.....Lucas Wagler, Lamar vs. UALR, 1-13-96

HIGHEST FREE THROW PERCENTAGE (MIN 12 ATT)

ALL GAMES

1.000 (20-20).....Tristan Thompson, North Texas vs. Florida Atlantic, 3-7-11

1.000 (16-16).....Rusty Yoder, South Alabama vs. Lamar, 1-11-97

1.000 (15-15).....Jason Wright, New Orleans vs. WKU, 2-1-96

1.000 (14-14).....Phil Ward, Charlotte vs. Appalachian State, 1-20-82

1.000 (14-14).....Bernard Royster, ODU vs. Virginia Tech, 11-29-86

1.000 (13-13).....Mike Schlegel, VCU vs. St. Joseph's, 12-4-82

1.000 (13-13).....Eddie Collins, UAB vs. South Alabama, 1-3-87

1.000 (13-13).....Louisiana-Lafayette vs. Mississippi, 12-21-92

1.000 (13-13).....Jack Jennings, WKU vs. Kansas State, 3-18-92

1.000 (13-13).....Rashad Allison, Arkansas State vs. UALR, 3-6-10

1.000 (12-12).....Kevin Kanaskie, Middle Tennessee at Florida Atlantic, 2-23-08

SUN BELT GAMES

1.000 (16-16).....Rusty Yoder, South Alabama vs. Lamar, 1-11-97

1.000 (15-15).....Jason Wright, New Orleans vs. WKU, 2-1-96

1.000 (13-13).....Eddie Collins, UAB vs. South Alabama, 1-3-87

1.000 (12-12).....Keith Thomas, ODU vs. Jacksonville, 2-9-85

1.000 (12-12).....Ronnie Murphy, Jacksonville vs. Charlotte, 1-18-86

1.000 (12-12).....Reginald Turner, UAB vs. VCU, 2-23-89

1.000 (12-12).....Marvin Taylor, USF vs. Charlotte, 1-4-90

1.000 (12-12).....Kevin Kanaskie, Middle Tennessee at Florida Atlantic, 2-23-08

MOST REBOUNDS

ALL GAMES

30.....Rashad Jones-Jennings, UALR vs. Arkansas-Pine Bluff, 12-13-05

SUN BELT GAMES

27.....Ervin Johnson, New Orleans vs. Lamar, 2-18-93

.....Willie Fisher, Jacksonville vs. Louisiana Tech, 12-4-93

MOST ASSISTS

ALL GAMES

19.....Herb Andrew, South Alabama vs. Miss. Valley State, 1-2-81

SUN BELT GAMES

17.....Danny Tirado, Jacksonville vs. South Alabama, 2-7-91

.....Cedric Yelding, South Alabama vs. Louisiana-Lafayette, 1-26-92

.....Brad Boyd, Louisiana-Lafayette vs. North Texas, 1-24-02

MOST BLOCKED SHOTS

ALL GAMES

12.....Alan Ogg, UAB vs. Florida A&M, 12-16-88

.....Ervin Johnson, New Orleans vs. Texas A&M, 12-29-92

SUN BELT GAMES

11.....Michael Southall, Louisiana-Lafayette vs. North Texas, 1-5-06

MOST STEALS

ALL GAMES

9.....Ronnie Murphy, Jacksonville vs. USF, 1-11-87

.....Darnell Mee, WKU vs. Jacksonville, 2-11-93

.....Darnell Mee, WKU vs. Louisiana Tech, 2-25-93

.....Greg Black, UTPA vs. Minnesota-Duluth, 1-2-95

SUN BELT GAMES

9.....Ronnie Murphy, Jacksonville vs. USF, 1-11-87

.....Darnell Mee, WKU vs. Jacksonville, 2-11-93

.....Darnell Mee, WKU vs. Louisiana Tech, 2-25-93

.....Greg Black, UTPA vs. Minnesota-Duluth, 1-2-95



Sun Belt Record Book

INDIVIDUAL RECORDS/SEASON

MOST POINTS

901.....Charlie Bradley, USF, 1982-83

BEST SCORING AVERAGE

29.3.....Greg Guy, UTPA, 1992-93 (NCAA Champion)

MOST FIELD GOALS

333.....Charlie Bradley, USF, 1982-83

MOST FIELD GOAL ATTEMPTS

709.....Charlie Bradley, USF, 1982-83

BEST FIELD GOAL PERCENTAGE (MIN 108 MADE)

.685 (113-165).....Elgrace Wilborn, WKU, 2005-06

MOST THREE-POINT FIELD GOALS

122.....Andy Kennedy, UAB, 1988-89

MOST THREE-POINT FIELD GOAL ATTEMPTS

267.....Andy Kennedy, UAB, 1988-89

BEST THREE-PT FIELD GOAL PERCENTAGE (MIN 27 MADE)

.617 (29-47).....Randy Davis, Charlotte, 1982-83

MOST FREE THROWS

202.....Cedric Maxwell, Charlotte, 1976-77

.....Solomon Bozeman, UALR, 2010-11

.....Tristan Thompson, North Texas, 2010-11

MOST FREE THROW ATTEMPTS

263.....Cedric Maxwell, Charlotte, 1976-77

BEST FREE THROW PERCENTAGE (MIN 54 MADE)

.923 (96-104).....Matt Sundbald, Lamar, 1997-98

MOST REBOUNDS

383.....Hakim Shahib, USF, 1989-90

MOST ASSISTS

259.....Danny Tirado, Jacksonville, 1990-91

MOST BLOCKED SHOTS

129.....Alan Ogg, UAB, 1988-89

MOST STEALS

INDIVIDUAL RECORDS/CAREER

MOST POINTS

2,679.....Bo McCalebb, New Orleans, 2003-08

BEST SCORING AVERAGE

21.7.....Terry Catledge, South Alabama, 1982-85

MOST FIELD GOALS

884.....Charlie Bradley, USF, 1981-85

MOST FIELD GOAL ATTEMPTS

1,966.....Charlie Bradley, USF, 1981-85

BEST FIELD GOAL PERCENTAGE (MIN 216 MADE)

.606 (697-1,150).....Chris Gatling, ODU, 1988-91

MOST THREE-POINT FIELD GOALS

323.....Erik Benzel, Denver, 2001-05

MOST THREE-POINT FIELD GOAL ATTEMPTS

782.....Erik Benzel, Denver 2001-05

BEST THREE-PT FG PERCENTAGE (MIN 108 MADE)

.437 (318-728).....Andy Kennedy, UAB, 1988-91

MOST FREE THROWS

471.....Ed Rains, South Alabama, 1977-81

MOST FREE THROW ATTEMPTS

719.....Jerome Mincy, UAB, 1982-86

BEST FREE THROW PERCENTAGE (MIN 108 MADE)

.872 (401-460).....Andy Kennedy, UAB, 1988-91

MOST REBOUNDS

1,010.....Muntrelle Dobbins, UALR, 1993-97

MOST BLOCKED SHOTS

301.....Brett Royster, 2008-11

MOST ASSISTS

893.....Chico Fletcher, 1996-2000

MOST STEALS

295.....Frank Smith, ODU, 1984-88

MOST GAMES PLAYED

137.....Anthony Gordon, UAB, 1982-86

MOST CONSECUTIVE GAMES PLAYED

137.....Anthony Gordon, UAB, 1982-86

The Sun Belt Conference

Commissioner Wright Waters

The Sun Belt Conference Staff

2011-12 SBC Tournament Bracket

2011-12 SBC Composite Schedule

Sun Belt Conference Record Book



Sun Belt Record Book

CONFERENCE GAMES BY % (ACTIVE COACHES IN BOLD CAPS)

NAME	TEAM	YEARS IN SBC	W	L	%	NAME	TEAM	YEARS IN SBC	W	L	%
Tic Price	UNO	3 (1994-97)	41	13	0.759	DON MAESTRI	TROY	6 (2005-PRES)	51	52	0.495
J.D. Barnett	VCU	6 (1979-85)	59	19	0.756	Murray Arnold	WKU	4 (1986-90)	35	37	0.486
Darrin Horn	WKU	5 (2003-08)	57	21	0.731	Jim Platt	UALR	3 (1991-94)	25	27	0.481
Tim Floyd	UNO	3 (1991-94)	38	14	0.731	MIKE JARVIS	FAU	3 (2008-PRES)	25	27	0.481
Dennis Felton	WKU	5 (1999-03)	54	20	0.730	Marty Fletcher	ULL/Denver	8 (1991-97/2000-01)	66	72	0.478
Paul Webb	ODU	3 (1982-85)	30	12	0.714	Robert Lee	ULL	6 (2004-10)	42	46	0.477
Jessie Evans	ULL	7 (1998-04)	77	32	0.706	Jeff Mullins	UNCC	6 (1985-91)	40	44	0.476
Ralph Willard	WKU	4 (1990-94)	46	20	0.697	Tom Young	ODU	6 (1985-91)	40	44	0.476
BOB MARLIN	ULL	1 (2010-PRES)	11	5	0.688	Jim Wooldridge	Tech	4 (1994-98)	34	38	0.472
Gene Bartow	UAB	12 (1979-91)	111	51	0.685	Mike Newell	Lamar	2 (1991-93)	16	18	0.471
KEN McDONALD	WKU	3 (2008-PRES)	35	17	0.673	Joey Stiebing	UNO	4 (1997-01)	30	34	0.469
Ron Greene	UNO	1 (1976-77)	4	2	0.667	Mike Pratt	UNCC	4 (1978-82)	21	25	0.457
George Scholz	JU	2 (1994-96)	22	14	0.611	Terry Carroll	DU	6 (2002-06)	35	42	0.455
STEVE SHIELDS	UALR	8 (2003-PRES)	58	38	0.604	Clem Haskins	WKU	4 (1982-86)	24	32	0.429
Cliff Ellis	USA	8 (1976-84)	54	36	0.600	Sonny Smith	VCU	2 (1989-91)	12	16	0.429
Lou Henson	NMSU	4 (2001-05)	36	25	0.590	Bob Wenzel	JU	6 (1981-87)	34	46	0.425
Bill Musselman	USA	2 (1995-97)	21	15	0.583	Mike Hanks	USA	3 (1984-87)	17	25	0.405
KERMIT DAVIS, JR.	MT	9 (2002-PRES)	84	60	0.583	Grey Giovannine	Lamar	5 (1993-98)	36	54	0.400
Bob Weltlich	USA	5 (1997-02)	46	33	0.582	Judas T. Prada	USA	1 (1994-95)	7	11	0.389
RONNIE ARROW	USA	12 (1987-95; 2007-PRES)	102	76	0.573	Orlando Early	ULM	3 (2006-10)	27	45	0.375
Mike Pollio	VCU	4 (1985-89)	32	24	0.571	Chip Conner	USF	4 (1977-80)	10	17	0.370
Wimp Sanderson	UALR	5 (1994-99)	49	37	0.570	Bobby Paschal	USF	5 (1986-91)	25	45	0.357
Porter Moser	UALR	3 (2000-03)	25	19	0.568	Hugh Durham	JU	1 (1997-98)	6	12	0.333
John Pelphrey	USA	5 (2003-07)	44	34	0.564	Jack Waters	GSU	1 (1976-77)	2	4	0.333
Lee Rose	UNCC/USF	8 (1976-78/1980-86)	53	41	0.564	Sergio Rouco	FIU	4 (2004-08)	21	43	0.328
Butch van Breda Kolff	UNO	2 (1977-79)	11	9	0.550	Mark Adams	UTPA	5 (1992-97)	28	62	0.311
KEITH RICHARD	TECH/ULM	4 (1999-01; 2010-PRES)	34	28	0.548	Jerry Loyd	Tech	3 (1991-94)	16	36	0.308
Shakey Rodriguez	FIU	2 (1998-00)	16	14	0.533	ISIAH THOMAS	FIU	2 (2009-PRES)	9	25	0.265
Tates Locke	JU	3 (1978-81)	19	17	0.528	Rich Haddad	JU	4 (1987-90)	14	42	0.250
JOHN BRADY	ASU	3 (2008-PRES)	27	25	0.519	Randy Weil	MT	2 (2000-02)	7	23	0.233
Joe Pasternack	UNO	3 (2007-10)	20	19	0.513	Buster Harvey	JU	1 (1996-97)	4	14	0.222
Monte Towe	UNO	5 (2001-06)	38	37	0.507	Hal Wissel	UNCC	3 (1982-85)	8	34	0.190
JOHNNY JONES	NT	9 (2002-PRES)	74	73	0.503	Donnie Marsh	FIU	4 (2001-04)	11	47	0.190
Dickey Nutt	ASU	13 (1996-08)	103	103	0.500	Joe Dean	UCF	1 (1991-92)	3	13	0.188
Rex Walters	FAU	2 (2006-08)	18	18	0.500	Delray Brooks	UTPA	1 (1997-98)	3	15	0.167
Matt Kilcullen	JU/WKU	6 (1991-94/1994-98)	60	60	0.500	Roger Couch	GSU	4 (1977-81)	7	39	0.152
Nelson Catalina	ASU	4 (1991-95)	35	35	0.500	Don Smith	UNO	1 (1979-80)	2	12	0.143
Don Beasley	JU	2 (1976-78)	8	8	0.500	Gordon Gibbons	USF	1 (1976-77)	1	12	0.077
Ron Brown/Al Seibert	WKU	1 (1997-98)	2	2	0.500	Sidney Moncrief	UALR	1 (2000)	1	15	0.063
Buzz Williams	UNO	1 (2006-07)	9	9	0.500	Vic Trilli	NT	1 (2001)	1	15	0.063
JOE SCOTT	DU	4 (2007-PRES)	35	35	0.500	Kevin Wall	UTPA	1 (1991-92)	0	16	0.000

CONFERENCE GAMES BY VICTORIES

NAME	TEAM	WON	NAME	TEAM	WON	NAME	TEAM	WON
Gene Bartow	UAB	111	JOE SCOTT	DU	35	Jerry Loyd	Tech	16
Dickey Nutt	ASU	103	Nelson Catalina	ASU	35	Rich Haddad	JU	14
RONNIE ARROW	USA	102	Murray Arnold	WKU	35	Sonny Smith	VCU	12
KERMIT DAVIS, JR.	MT	84	Terry Carroll	DU	35	BOB MARLIN	ULL	11
Jessie Evans	ULL	77	KEITH RICHARD	TECH/ULM	34	Butch van Breda Kolff	UNO	11
JOHNNY JONES	NT	74	Jim Wooldridge	Tech	34	Donnie Marsh	FIU	11
Marty Fletcher	ULL/Denver	66	Bob Wenzel	JU	34	Chip Conner	USF	10
Matt Kilcullen	JU/WKU	60	Mike Pollio	VCU	32	Buzz Williams	UNO	9
J.D. Barnett	VCU	59	Paul Webb	ODU	30	ISIAH THOMAS	FIU	9
STEVE SHIELDS	UALR	58	Joey Stiebing	UNO	30	Don Beasley	JU	8
Darrin Horn	WKU	57	Mark Adams	UTPA	28	Hal Wissel	UNCC	8
Dennis Felton	WKU	54	JOHN BRADY	ASU	27	Judas T. Prada	USA	7
Cliff Ellis	USA	54	Orlando Early	ULM	27	Randy Weil	MT	7
Lee Rose	UNCC/USF	53	MIKE JARVIS	FAU	25	Roger Couch	GSU	7
DON MAESTRI	TROY	51	Porter Moser	UALR	25	Hugh Durham	JU	6
Wimp Sanderson	UALR	49	Jim Platt	UALR	25	Ron Greene	UNO	4
Ralph Willard	WKU	46	Bobby Paschal	USF	25	Buster Harvey	JU	4
Bob Weltlich	USA	46	Clem Haskins	WKU	24	Joe Dean	UCF	3
John Pelphrey	USA	44	George Scholz	JU	22	Delray Brooks	UTPA	3
Robert Lee	ULL	42	Bill Musselman	USA	21	Ron Brown/Al Seibert*	WKU	2
Tic Price	UNO	41	Mike Pratt	UNCC	21	Jack Waters	GSU	2
Jeff Mullins	UNCC	40	Sergio Rouco	FIU	21	Don Smith	UNO	2
Tom Young	ODU	40	Joe Pasternack	UNO	20	Gordon Gibbons	USF	1
Tim Floyd	UNO	38	Tates Locke	JU	19	Sidney Moncrief	UALR	1
Monte Towe	UNO	38	Rex Walters	FAU	18	Vic Trilli	NT	1
Lou Henson	NMSU	36	Mike Hanks	USA	17	Kevin Wall	UTPA	0
Grey Giovannine	Lamar	36	Shakey Rodriguez	FIU	16			
KEN McDONALD	WKU	35	Mike Newell	Lamar	16			

*Co-Head Coaches



Sun Belt All-Time Standings

1976-77				
TEAM	SBC*	PCT	ALL	PCT
UNCC	5-1	.830	28-5	.857
UNO	4-2	.667	18-10	.640
USA	3-3	.500	17-10	.630
GSU	2-4	.333	10-18	.357
JU	2-4	.333	10-19	.345
USF	2-4	.333	9-18	.333

Tournament Champion > UNCC

NCAA > UNCC (4th)

*Non-conference games designated as SBC games

1977-78				
TEAM	SBC	PCT	ALL	PCT
UNCC	9-1	.900	20-7	.741
UNO	8-2	.800	21-6	.777
JU	6-4	.600	14-14	.500
USA	3-7	.300	18-10	.643
USF	2-8	.200	13-14	.481
GSU	2-8	.200	5-21	.192

Tournament Champion > UNO

1978-79				
TEAM	SBC	PCT	ALL	PCT
USA	10-0	1.000	20-7	.741
USF	6-4	.600	14-14	.500
UNCC	6-4	.600	16-11	.593
JU	5-5	.500	19-11	.633
UNO	3-7	.300	11-16	.407
GSU	0-10	.000	7-20	.259

Tournament Champion > JU

NCAA > JU, USA

1979-80				
TEAM	SBC	PCT	ALL	PCT
USA	12-2	.857	23-6	.793
JU	10-4	.714	20-9	.690
UAB	10-4	.714	18-12	.600
UNCC	9-5	.571	15-12	.556
VCU	8-6	.571	18-12	.600
GSU	4-10	.286	6-21	.222
UNO	2-12	.143	5-21	.192
USF	1-13	.071	6-21	.222

Tournament Champion > VCU

NCAA > VCU, USA

NIT > JU, UAB

1980-81				
TEAM	SBC	PCT	ALL	PCT
VCU	9-3	.750	24-5	.828
USA	9-3	.750	25-6	.806
UAB	9-3	.750	23-9	.719
USF	7-5	.583	18-11	.621
JU	4-8	.333	8-19	.296
UNCC	3-9	.250	10-17	.370
GSU	1-11	.083	4-23	.148

Tournament Champion > VCU

NCAA > VCU, UAB

NIT > USF, USA

1981-82				
TEAM	SBC	PCT	ALL	PCT
UAB	9-1	.900	25-6	.806
VCU	7-3	.700	17-11	.607
JU	5-5	.500	14-13	.519
USF	4-6	.400	17-11	.607
UNCC	3-7	.300	15-12	.556
USA	2-8	.200	12-16	.429

Tournament Champion > UAB

NCAA > UAB

1982-83				
TEAM	SBC	PCT	ALL	PCT
VCU	12-2	.857	24-7	.774
ODU	12-2	.857	19-10	.655
UAB	9-5	.643	19-14	.576
USF	8-6	.571	22-10	.688
USA	6-8	.429	16-12	.571
UNCC	5-9	.357	8-20	.286
WKU	4-10	.286	12-16	.429
JU	0-14	.000	7-22	.222

Tournament Champion > UAB

NCAA > VCU, UAB

NIT > USF, ODU

1983-84				
TEAM	SBC	PCT	ALL	PCT
VCU	11-3	.786	23-7	.767
USA	9-5	.643	22-8	.733
ODU	9-5	.643	19-12	.613
USF	9-5	.643	17-11	.607
UAB	8-6	.571	23-11	.676
WKU	5-9	.357	12-17	.414
JU	3-11	.214	12-16	.429
UNCC	2-12	.143	9-19	.321

Tournament Champion > UAB

NCAA > VCU, UAB

NIT > ODU, USA

1984-85				
TEAM	SBC	PCT	ALL	PCT
VCU	12-2	.857	26-6	.813
UAB	11-3	.786	25-9	.735
ODU	9-5	.692	19-12	.613
USF	6-8	.429	18-12	.600
USA	6-8	.429	15-13	.536
JU	6-8	.429	15-14	.517
WKU	5-9	.357	14-14	.500
UNCC	1-13	.071	5-23	.129

Tournament Champion > VCU

NCAA > VCU, UAB, ODU

NIT > USF

1985-86				
TEAM	SBC	PCT	ALL	PCT
ODU	11-3	.786	23-8	.742
WKU	10-4	.714	23-8	.742
UAB	9-5	.692	25-11	.694
JU	9-5	.692	21-10	.677
VCU	6-8	.429	12-16	.429
USA	5-9	.357	16-16	.500
USF	5-9	.357	14-14	.500
UNCC	1-13	.071	8-20	.286

Tournament Champion > JU

NCAA > JU, WKU, UAB, ODU

1986-87				
TEAM	SBC	PCT	ALL	PCT
WKU	12-2	.857	29-9	.763
JU	11-3	.786	19-11	.633
UAB	10-4	.714	21-11	.656
VCU	7-7	.500	17-14	.548
UNCC	6-8	.429	18-14	.563
USA	6-8	.429	14-14	.500
USF	3-11	.214	8-20	.286
ODU	1-13	.071	6-22	.214

Tournament Champion > UAB

NCAA > UAB, WKU

NIT > JU

1987-88				
TEAM	SBC	PCT	ALL	PCT
UNCC	11-3	.786	22-9	.710
VCU	10-4	.714	23-12	.657
ODU	9-5	.643	18-12	.600
USA	8-6	.571	15-14	.517
UAB	7-7	.500	16-15	.516
WKU	6-8	.429	15-13	.536
USF	3-11	.214	6-22	.214
JU	2-12	.143	8-21	.276

Tournament Champion > UNC Charlotte

NCAA > UNCC

NIT > VCU, ODU

1988-89				
TEAM	SBC	PCT	ALL	PCT
USA	11-3	.876	22-9	.719
UNCC	10-4	.714	17-12	.586
VCU	9-5	.643	13-15	.464
UAB	8-6	.571	22-12	.647
ODU	7-7	.500	15-13	.536
JU	5-9	.357	14-16	.467
WKU	4-10	.286	14-15	.483
USF	2-12	.143	7-21	.250

Tournament Champion > USA

NCAA > USA

NIT > UNCC, UAB (2nd)

1989-90				
TEAM	SBC	PCT	ALL	PCT
UAB	12-2	.846	22-9	.710
USF	9-5	.643	20-11	.645
ODU	7-7	.500	14-14	.500
WKU	7-7	.500	13-17	.433
UNCC	6-8	.428	16-14	.533
JU	5-9	.357	13-16	.448
USA	5-9	.357	11-17	.393
VCU	5-9	.357	11-17	.393

Tournament Champion > USF

NCAA > USF, UAB

1990-91				
TEAM	SBC	PCT	ALL	PCT
USA	11-3	.786	22-9	.710
UAB	9-5	.643	18-13	.581
USF	8-6	.571	19-11	.633
WKU	8-6	.571	14-14	.500
VCU	7-7	.500	14-17	.452
UNCC	6-8	.429	14-14	.500
ODU	5-9	.357	14-18	.438
JU	2-12	.143	6-22	.214

Tournament Champion > USA

NCAA > USA

NIT > UAB, USF

The Sun Belt Conference

Commissioner Wright Waters

The Sun Belt Conference Staff

2011-12 SBC Tournament Bracket

2011-12 SBC Composite Schedule

Sun Belt Conference Record Book



Sun Belt All-Time Standings

The Sun Belt Conference

Commissioner Wright Waters

The Sun Belt Conference Staff

2011-12 SBC Tournament Bracket

2011-12 SBC Composite Schedule

Sun Belt Conference Record Book

1991-92

TEAM	SBC	PCT	ALL	PCT
^Tech	13-3	.812	23-8	.742
^ULL	12-4	.750	21-11	.656
ASU	11-5	.686	17-11	.607
WKU	10-6	.625	21-11	.656
USA	9-7	.563	14-14	.500
UALR	9-7	.563	18-12	.600
UNO	8-8	.500	17-15	.531
Lamar	7-9	.438	12-19	.387
JU	6-10	.375	12-17	.414
UCF	3-13	.188	10-18	.357
UTPA	0-16	.000	0-29	.000

Tournament Champion > Louisiana-Lafayette

NCAA > Louisiana-Lafayette

NIT > Tech, WKU

1992-93

TEAM	SBC	PCT	OVERALL	PCT
UNO	18-0	1.000	26-4	.867
WKU	14-4	.778	26-6	.813
ULL	11-7	.611	17-13	.567
ASU	11-7	.611	16-12	.571
UALR	10-8	.556	15-12	.556
USA	9-9	.500	15-13	.536
Lamar	9-9	.500	15-12	.556
JU	3-15	.167	5-22	.185
Tech	3-15	.167	7-21	.250
UTPA	2-16	.111	2-20	.091

Tournament Champion > WKU

NCAA > WKU, UNO

1993-94

TEAM	SBC	PCT	ALL	PCT
WKU	14-4	.778	20-11	.645
ULL	13-5	.722	22-8	.733
UNO	12-6	.667	20-10	.667
JU	11-7	.611	17-11	.607
ASU	10-8	.556	15-12	.556
UTPA	9-9	.500	16-12	.571
USA	9-9	.500	13-14	.481
UALR	6-12	.333	13-15	.464
Lamar	6-12	.333	10-17	.370
Tech	0-18	.000	2-25	.074

Tournament Champion > UL Lafayette

NCAA > UL Lafayette, WKU

NIT > UNO

1994-95

TEAM	SBC	PCT	ALL	PCT
WKU	17-1	.945	27-4	.871
UNO	13-5	.722	20-11	.645
JU	12-6	.667	18-9	.667
UTPA	10-8	.555	14-14	.500
UALR	9-9	.500	17-12	.586
Tech	9-9	.500	14-13	.518
USA	7-11	.389	9-18	.333
Lamar	6-12	.333	11-16	.407
ULL	4-14	.222	7-22	.241
ASU	3-15	.167	8-20	.286

Tournament Champion > WKU

NCAA > WKU

1995-96

TEAM	SBC	PCT	ALL	PCT
UALR	14-4	.778	23-7	.767
UNO	14-4	.778	21-9	.700
JU	10-8	.556	15-13	.535
WKU	10-8	.556	13-14	.415
ULL	9-9	.500	16-12	.571
Lamar	7-11	.389	12-15	.444
USA	7-11	.389	12-15	.444
ASU	7-11	.389	9-18	.333
Tech	6-12	.333	11-17	.393
UTPA	6-12	.333	9-19	.321

Tournament Champion > UNO

NCAA > UNO

NIT > UALR

1996-97

TEAM	SBC	PCT	ALL	PCT
USA	14-4	.778	23-7	.767
UNO	14-4	.778	22-7	.759
UALR	11-7	.611	18-11	.621
Lamar	10-8	.556	15-12	.556
Tech	10-8	.556	15-14	.517
WKU	9-9	.500	12-15	.444
ULL	9-9	.500	12-16	.429
ASU	8-10	.444	15-12	.556
JU	4-14	.222	5-23	.179
UTPA	1-17	.056	3-25	.107

Tournament Champion > USA

NCAA > USA

NIT > UNO

1997-98

TEAM	SBC	PCT	ALL	PCT
USA	14-4	.778	21-7	.750
ASU	14-4	.778	20-9	.690
ULL	12-6	.667	18-13	.581
UALR	10-8	.556	15-13	.536
UNO	9-9	.500	15-12	.556
Tech	9-9	.500	12-15	.444
Lamar	7-11	.389	15-14	.517
WKU	6-12	.333	10-19	.345
JU	6-12	.333	8-19	.296
UTPA	3-15	.167	3-24	.111

Tournament Champion > USA

NCAA > USA

1998-99

TEAM	SBC	PCT	ALL	PCT
Tech	10-4	.714	19-9	.679
ASU	9-5	.643	18-12	.600
FIU	7-7	.500	13-16	.448
ULL	7-7	.500	13-16	.448
WKU	7-7	.500	13-16	.448
USA	6-8	.429	11-16	.407
UNO	5-9	.357	14-16	.467
UALR	5-9	.357	12-15	.444

Tournament Champion > ASU

NCAA > ASU

1999-2000

TEAM	SBC	PCT	ALL	PCT
ULL	13-3	.813	25-9	.735
USA	13-3	.813	20-10	.667
Tech	12-4	.750	21-8	.724
FIU	9-7	.563	16-14	.533
WKU	8-8	.500	11-18	.379
ASU	7-9	.438	10-18	.357
UNO	6-10	.375	11-18	.379
DU	3-13	.188	6-22	.214
UALR	1-15	.063	4-24	.143

Tournament Champion > Louisiana

NCAA > Louisiana

2000-01

EAST	SBC	PCT	ALL	PCT
WKU	14-2	.875	24-7	.774
Tech	10-6	.625	17-12	.586
ASU	10-6	.625	17-13	.567
UALR	9-7	.563	18-11	.621
FIU	5-11	.313	8-21	.276
MT	1-15	.063	5-22	.185

WEST	SBC	PCT	ALL	PCT
USA	11-5	.688	22-11	.667
UNO	10-6	.635	17-12	.586
ULL	10-6	.625	16-13	.552
NMSU	10-6	.625	14-14	.500
DU	5-11	.313	10-18	.357
NT	1-15	.063	4-24	.143

Tournament Champion > WKU

NCAA > WKU

NIT > USA

2001-02

EAST	SBC	PCT	ALL	PCT
WKU	13-1	.929	28-4	.875
UALR	8-6	.571	18-11	.621
MT	6-8	.429	14-15	.483
ASU	5-9	.357	15-16	.484
FIU	4-10	.286	10-20	.333

WEST	SBC	PCT	ALL	PCT
ULL	11-4	.733	20-11	.645
NMSU	11-4	.733	20-12	.625
UNO	9-6	.600	15-14	.517
NT	8-7	.533	15-14	.517
DU	3-12	.200	8-20	.286
USA	2-13	.133	7-21	.250

Tournament Champion > WKU

NCAA > WKU

NIT > Louisiana-Lafayette



Sun Belt All-Time Standings

2002-03				
EAST	SBC	PCT	ALL	PCT
WKU	12-2	.857	24-9	.727
MT	9-5	.643	16-14	.533
UALR	8-6	.571	18-12	.600
ASU	6-8	.429	13-15	.464
FIU	1-13	.071	8-21	.276

WEST	SBC	PCT	ALL	PCT
ULL	12-3	.800	20-10	.667
NMSU	9-6	.600	20-9	.690
DU	7-8	.467	17-15	.531
UNO	7-8	.467	15-14	.517
USA	7-8	.467	14-14	.500
NT	2-13	.133	7-21	.250

Tournament Champion > WKU

NCAA > WKU

NIT > Louisiana-Lafayette

2003-04				
EAST	SBC	PCT	ALL	PCT
UALR	9-5	.643	17-12	.586
MT	8-6	.571	17-12	.586
WKU	8-6	.571	15-13	.536
ASU	7-7	.500	17-11	.607
FIU	1-13	.071	5-22	.185

WEST	SBC	PCT	ALL	PCT
ULL	12-3	.800	20-9	.689
UNO	9-6	.600	17-14	.548
NT	8-7	.533	13-15	.464
DU	6-9	.400	14-13	.519
NMSU	6-9	.400	13-14	.481
USA	6-9	.400	12-16	.429

Tournament Champion > Vacated

NCAA > Vacated

2004-05				
EAST	SBC	PCT	ALL	PCT
UALR	10-4	.714	18-10	.643
WKU	9-5	.643	22-9	.710
MT	7-7	.500	19-12	.613
ASU	7-7	.500	16-13	.552
FIU	4-10	.286	13-17	.433

WEST	SBC	PCT	ALL	PCT
DU	12-3	.800	20-11	.645
ULL	11-4	.733	20-11	.645
UNO	7-8	.467	13-17	.433
USA	6-9	.400	10-18	.357
NT	6-9	.400	14-14	.500
NMSU	1-14	.067	6-24	.200

Tournament Champion > Vacated

NCAA > Vacated

NIT > DU, WKU

2005-06				
EAST	SBC	PCT	ALL	PCT
WKU	12-2	.857	23-8	.742
MT	8-6	.571	16-12	.571
ASU	7-7	.500	12-18	.400
UALR	5-9	.357	14-15	.483
FIU	4-10	.285	8-20	.286

WEST	SBC	PCT	ALL	PCT
USA	12-3	.800	24-7	.774
ULL	7-8	.467	13-16	.448
DU	7-8	.467	16-15	.516
UNO	6-9	.400	10-19	.345
UNT	6-9	.400	14-14	.500
Troy	6-9	.400	14-15	.483

Tournament Champion > USA

NCAA > USA

NIT > WKU

2006-07				
EAST	SBC	PCT	ALL	PCT
USA	13-5	.722	20-12	.625
WKU	12-6	.667	22-11	.667
FAU	10-8	.556	16-15	.516
MT	8-10	.444	15-17	.469
Troy	8-10	.444	13-17	.433
FIU	7-11	.389	12-17	.414

WEST	SBC	PCT	ALL	PCT
ASU	11-7	.611	18-15	.545
ULM	11-7	.611	18-14	.562
UNT	10-8	.556	23-11	.676
UNO	9-9	.500	14-17	.452
UALR	8-10	.444	13-17	.433
ULL	7-11	.389	9-21	.300
DU	3-15	.167	4-25	.138

Tournament Champion > UNT

NCAA > UNT

NIT > USA

2007-08				
EAST	SBC	PCT	ALL	PCT
WKU	16-2	.889	29-7	.806
USA	16-2	.889	26-7	.788
MT	11-7	.611	17-15	.531
FAU	8-10	.444	15-18	.455
FIU	6-12	.333	9-20	.310
Troy	4-14	.222	12-19	.387

WEST	SBC	PCT	ALL	PCT
UALR	11-7	.611	20-11	.645
ULL	11-7	.611	15-15	.500
UNT	10-8	.556	20-11	.645
UNO	8-10	.444	19-13	.594
DU	7-11	.389	11-19	.367
ASU	5-13	.278	10-20	.333
ULM	4-14	.222	10-21	.323

Tournament Champion > WKU

NCAA > WKU, USA

2008-09				
EAST	SBC	PCT	ALL	PCT
WKU	15-3	.833	25-9	.735
Troy	14-4	.778	19-13	.594
USA	10-8	.556	20-13	.606
MT	10-8	.556	18-14	.563
FIU	7-11	.389	13-20	.394
FAU	2-16	.111	6-26	.188

WEST	SBC	PCT	ALL	PCT
UALR	15-3	.833	23-8	.742
UNT	11-7	.611	20-12	.625
DU	9-9	.500	15-16	.484
ULL	7-11	.389	10-20	.333
UNO	6-12	.333	11-19	.367
ULLM	6-12	.333	10-20	.333
ASU	5-13	.278	13-17	.433

Tournament Champion > WKU

NCAA > WKU; CBI > Troy

2009-10				
EAST	SBC	PCT	ALL	PCT
Troy	13-5	.722	20-13	.606
MT	13-5	.722	19-14	.576
WKU	12-6	.667	21-13	.618
FAU	10-8	.556	14-16	.467
USA	8-10	.444	17-15	.531
FIU	4-14	.222	7-25	.219

WEST	SBC	PCT	ALL	PCT
NT	13-5	.722	24-9	.727
ASU	11-7	.611	17-14	.548
DU	10-8	.556	19-13	.594
ULL	10-8	.556	13-17	.433
ULM	6-12	.333	12-19	.387
UALR	4-14	.222	8-22	.267
UNO	3-15	.167	8-22	.267

Tournament Champion > NT

NCAA > NT; NIT > Troy; CollegenInsider.com > MT

2010-11				
EAST	SBC	PCT	ALL	PCT
FAU	13-3	.813	21-11	.656
MT	10-6	.625	16-16	.500
WKU	8-8	.500	16-16	.500
USA	6-10	.375	12-16	.429
Troy	6-10	.375	8-21	.276
FIU	5-11	.313	11-19	.367

WEST	SBC	PCT	ALL	PCT
ASU	11-5	.688	17-15	.531
ULL	11-5	.688	14-15	.483
DU	9-7	.563	13-17	.433
NT	8-8	.500	22-11	.667
UALR	7-9	.438	19-17	.528
ULM	2-14	.125	7-24	.226

Tournament Champion > UALR

NCAA > UALR; NIT > FAU

^declared co-champions by the
Sun Belt Conference Executive Committee

The Sun Belt Conference

Commissioner Wright Waters

The Sun Belt Conference Staff

2011-12 SBC Tournament Bracket

2011-12 SBC Composite Schedule

Sun Belt Conference Record Book



Year-by-Year Leaders

SCORING OFFENSE

YEAR	TEAM	G	PTS	AVG
1976-77	Charlotte	35	2,873	87.0
1977-78	Jacksonville	27	2,038	75.4
1978-79	South Alabama	27	2,225	82.4
1979-80	UAB	30	2,356	78.5
1980-81	UAB	32	2,434	76.6
1981-82	Jacksonville	27	2,057	76.2
1982-83	South Alabama	28	2,280	81.4
1983-84	South Alabama	30	2,378	79.3
1984-85	South Alabama	28	2,150	76.8
1985-86	Charlotte	28	1,980	70.3
1986-87	Jacksonville	30	2,406	80.2
1987-88	South Alabama	29	2,395	82.6
1988-89	South Alabama	32	2,912	91.0*
1989-90	UAB	31	2,484	80.1
1990-91	South Alabama	31	2,750	88.7
1991-92	South Alabama	28	2,410	86.1
1992-93	Lamar	27	2,384	88.3
1993-94	Louisiana-Lafayette	30	2,365	78.8
1994-95	South Alabama	27	2,285	84.6
1995-96	UALR	30	2,295	76.5
1996-97	Lamar	27	2,008	74.4
1997-98	Louisiana-Lafayette	31	2,336	75.4
1998-99	Louisiana Tech	28	2,134	76.2
1999-00	Louisiana Tech	29	2,111	72.8
2000-01	Louisiana-Lafayette	29	2,226	76.8
2001-02	North Texas	29	2,274	78.4
2002-03	Louisiana-Lafayette	30	2,326	77.5
2003-04	Louisiana-Lafayette	29	2,234	77.0
2004-05	WKU	31	2,388	77.0
2005-06	WKU	31	2,408	77.7
2006-07	WKU	33	2,580	78.2
2007-08	WKU	36	2,785	77.4
2008-09	Troy	32	2,500	78.1
2009-10	Troy	33	2,467	74.8
2010-11	North Texas	33	2,516	76.2

REBOUNDING AVERAGE

YEAR	TEAM	G	REB	AVG
1976-77	New Orleans	28	1,287	46.0*
1977-78	New Orleans	27	1,073	39.7
1978-79	South Alabama	27	1,066	39.5
1979-80	South Alabama	29	1,141	39.3
1980-81	South Alabama	31	1,137	36.7
1981-82	Jacksonville	27	1,031	38.2
1982-83	South Florida	32	1,302	40.7
1983-84	South Alabama	30	1,174	39.1
1984-85	South Alabama	28	1,114	39.8
1985-86	Charlotte	28	1,010	36.1
1986-87	WKU	38	1,503	39.6
1987-88	VCU	35	1,355	38.7
1988-89	South Alabama	32	1,295	40.5
1989-90	South Florida	31	1,169	37.7
1990-91	Charlotte	28	1,235	44.1
1991-92	Jacksonville	29	1,249	43.1
1992-93	South Alabama	28	1,144	40.9
1993-94	South Alabama	27	1,183	43.8
1994-95	South Alabama	27	1,230	45.6
1995-96	Lamar	27	1,051	38.9
1996-97	UALR	29	1,216	41.9
1997-98	Lamar	29	1,087	37.5
1998-99	Louisiana-Lafayette	29	1,124	38.8
1999-00	Louisiana-Lafayette	34	1,365	40.1
2000-01	WKU	31	1,240	40.0
2001-02	WKU	32	1,229	38.4
2002-03	New Orleans	29	1,097	37.5
2003-04	North Texas	28	1,135	40.5
2004-05	North Texas	28	1,089	38.9
2005-06	North Texas	28	1,085	38.8
2006-07	North Texas	34	1,356	39.9
2007-08	North Texas	31	1,197	38.6
2008-09	South Alabama	33	1,246	37.8
2009-10	North Texas	33	1,219	36.9
2010-11	Troy	29	1,094	37.7

SCORING DEFENSE

YEAR	TEAM	G	PTS	AVG
1976-77	New Orleans	28	2,024	72.3
1977-78	South Alabama	28	1,850	66.1
1978-79	Charlotte	27	1,760	65.2
1979-80	Jacksonville	29	1,736	59.9
1980-81	Jacksonville	27	1,592	59.0
1981-82	South Florida	28	1,717	61.3
1982-83	VCU	31	1,988	64.1
1983-84	VCU	30	1,690	56.3
1984-85	UAB	34	2,123	62.4
1985-86	South Florida	28	1,684	60.2
1986-87	WKU	38	2,585	68.0
1987-88	UAB	31	2,105	69.8
1988-89	Charlotte	29	2,100	72.4
1989-90	VCU	28	1,939	69.3
1990-91	South Florida	30	2,120	70.7
1991-92	New Orleans	32	2,074	64.8
1992-93	New Orleans	30	1,835	61.2
1993-94	New Orleans	30	1,958	65.3
1994-95	Texas-Pan American	28	1,769	63.2
1995-96	South Alabama	27	1,581	58.6
1996-97	South Alabama	30	1,699	56.6
1997-98	South Alabama	28	1,526	54.5*
1998-99	New Orleans	30	1,918	63.9
1999-00	New Orleans	29	1,789	61.7
2000-01	WKU	31	1,889	60.9
2001-02	WKU	32	2,069	64.7
2002-03	FIU	29	1,869	64.4
2003-04	UALR	29	1,895	65.3
2004-05	Middle Tennessee	31	2,028	65.4
2005-06	UALR	29	1,899	65.5
2006-07	Middle Tennessee	32	2,040	63.8
2007-08	Troy	31	2,496	80.5
2008-09	Denver	31	1,872	60.4
2009-10	Denver	32	2,012	62.9
2010-11	Denver	30	1,817	60.6

3-POINT FG PERCENTAGE

YEAR	TEAM	G	FGM-A	PCT
1982-83	VCU	31	48-99	.485*
1986-87	Jacksonville	30	188-412	.456
1987-88	UAB	31	165-368	.448
1988-89	UAB	34	247-582	.424
1989-90	UAB	31	215-518	.415
1990-91	UAB	31	167-417	.400
1991-92	Louisiana Tech	31	161-359	.448
1992-93	Lamar	27	271-694	.390
1993-94	Jacksonville	28	166-435	.382
1994-95	WKU	31	172-474	.363
1995-96	Jacksonville	28	167-434	.385
1996-97	Louisiana Tech	29	180-472	.381
1997-98	South Alabama	28	129-324	.398
1998-99	UALR	27	174-458	.380
1999-00	New Orleans	29	155-407	.381
2000-01	New Orleans	29	186-444	.419
2001-02	UALR	29	210-546	.385
2002-03	New Orleans	29	159-400	.398
2003-04	Middle Tennessee	29	182-483	.377
2004-05	Denver	31	197-524	.376
2005-06	WKU	31	257-661	.389
2006-07	New Orleans	31	225-542	.415
2007-08	North Texas	31	204-513	.398
2008-09	Denver	31	243-645	.377
2009-10	Denver	32	251-635	.395
2010-11	Denver	30	232-578	.401



FG PERCENTAGE

YEAR	TEAM	G	FGM-A	PCT
1976-77	Charlotte	35	1162-2220	.523*
1977-78	New Orleans	27	883-1644	.506
1978-79	South Alabama	27	863-1699	.508
1979-80	VCU	30	887-1788	.496
1980-81	South Alabama	31	905-1736	.521
1981-82	VCU	28	752-1495	.503
1982-83	South Alabama	28	884-1689	.523
1983-84	South Alabama	30	890-1742	.511
1984-85	VCU	32	901-1736	.519
1985-86	ODU	31	803-1578	.509
1986-87	Charlotte	32	911-1834	.497
1987-88	Charlotte	31	920-1832	.502
1988-89	South Alabama	32	1102-2124	.519
1989-90	UAB	31	930-1886	.493
1990-91	South Alabama	31	1042-2143	.486
1991-92	South Alabama	28	893-1820	.491
1992-93	WKU	32	985-2055	.479
1993-94	WKU	31	883-1886	.468
1994-95	WKU	31	916-1929	.475
1995-96	UALR	30	817-1752	.466
1996-97	New Orleans	29	728-1580	.461
1997-98	South Alabama	28	665-1369	.486
1998-99	UALR	27	648-1391	.466
1999-00	South Alabama	30	731-1561	.468
2000-01	UALR	29	704-1484	.474
2001-02	UALR	29	746-1597	.467
2002-03	Louisiana-Lafayette	30	839-1780	.471
2003-04	WKU	28	762-1621	.470
2004-05	Denver	31	824-1735	.475
2005-06	WKU	31	864-1827	.473
2006-07	Florida Atlantic	31	834-1706	.489
2007-08	South Alabama	33	840-1774	.474
2008-09	South Alabama	33	762-1901	.401
2009-10	Denver	32	689-1406	.490
2010-11	North Texas	33	831-1736	.479

FREE THROW PERCENTAGE

YEAR	TEAM	G	FTM-A	PCT
1976-77	Charlotte	35	549-740	.741
1977-78	Jacksonville	27	379-528	.717
1978-79	South Florida	28	374-507	.738
1979-80	Charlotte	27	479-636	.753
1980-81	VCU	29	411-576	.714
1981-82	Charlotte	27	473-638	.741
1982-83	Charlotte	28	420-553	.759
1983-84	Charlotte	28	418-576	.726
1984-85	VCU	32	511-702	.728
1985-86	VCU	28	363-504	.720
1986-87	UAB	32	597-789	.757
1987-88	ODU	30	465-617	.754
1988-89	UAB	34	556-733	.759
1989-90	South Alabama	28	412-579	.712
1990-91	WKU	28	427-594	.719
1991-92	WKU	32	465-648	.718
1992-93	UT-Pan American	22	284-377	.753
1993-94	Louisiana-Lafayette	30	463-647	.716
1994-95	South Alabama	27	403-594	.678
1995-96	WKU	27	410-575	.713
1996-97	WKU	27	342-433	.790^*
1997-98	Arkansas State	29	426-606	.703
1998-99	Louisiana Tech	28	383-523	.732
1999-00	New Orleans	29	363-507	.716
2000-01	UALR	29	448-635	.706
2001-02	Arkansas State	31	414-571	.725
2002-03	Arkansas State	28	455-612	.743
2003-04	Arkansas State	28	468-642	.729
2004-05	UALR	28	413-568	.727
2005-06	Denver	31	437-583	.750
2006-07	WKU	33	499-688	.725
2007-08	Denver	30	373-489	.763
2008-09	Florida Atlantic	32	434-587	.739
2009-10	Middle Tennessee	33	497-675	.736
2010-11	North Texas	33	675-900	.750

Year-by-Year Leaders

HOME ATTENDANCE

YEAR	TEAM	AVG
1976-77	Charlotte	5,069
1977-78	Charlotte	6,220
1978-79	Charlotte	5,020
1979-80	UAB	6,780
1980-81	UAB	6,737
1981-82	UAB	7,805
1982-83	UAB	7,035
1983-84	VCU	7,985
1984-85	UAB	8,476*
1985-86	UAB	8,429
1986-87	UAB	8,179
1987-88	Charlotte	6,803
1988-89	Charlotte	7,870
1989-90	UAB	7,168
1990-91	Charlotte	6,612
1991-92	Arkansas State	5,977
1992-93	Arkansas State	6,384
1993-94	WKU	7,724
1994-95	WKU	7,506
1995-96	WKU	5,958
1996-97	Arkansas State	5,649
1997-98	Arkansas State	6,525
1998-99	Arkansas State	6,616
1999-00	Arkansas State	5,346
2000-01	New Mexico State	5,285
2001-02	New Mexico State	7,262
2002-03	New Mexico State	7,236
2003-04	New Mexico State	6,121
2004-05	WKU	4,963
2005-06	WKU	5,731
2006-07	WKU	5,229
2007-08	WKU	5,564
2008-09	WKU	5,138
2009-10	WKU	4,461
2010-11	Louisiana-Lafayette	3,919

* SUN BELT RECORD

The Sun Belt Conference

Commissioner Wright Waters

The Sun Belt Conference Staff

2011-12 SBC Tournament Bracket

2011-12 SBC Composite Schedule

Sun Belt Conference Record Book



Year-by-Year Leaders

SCORING

YEAR	PLAYER, TEAM	G	PTS	AVG
1976-77	Cedric Maxwell, Charlotte	31	690	22.2
1977-78	Lew Massey, Charlotte	26	566	21.8
1978-79	Chad Kinch, Charlotte	27	556	20.6
1979-80	Tony Grier, USF	27	526	19.5
1980-81	Tony Grier, USF	29	558	19.2
1981-82	Oliver Robinson, UAB	31	655	21.1
1982-83	Charlie Bradley, USF	32	901*	28.2
1983-84	Charlie Bradley, USF	28	625	22.3
1984-85	Terry Catledge, South Alabama	28	718	25.6
1985-86	Michael Milling, Charlotte	28	548	19.6
1986-87	Ronnie Murphy, Jacksonville	30	661	22.0
1987-88	Phil Stinnie, VCU	34	803	23.6
1988-89	Chris Cheeks, VCU	28	667	23.8
1989-90	Anthony Carver, ODU	28	591	21.1
1990-91	Andy Kennedy, UAB	31	676	21.8
1991-92	Jack Jennings, WKU	27	516	19.1
1992-93	Greg Guy, UTPA	19	556	29.3^*
1993-94	Michael Allen, Louisiana-Lafayette	30	682	22.7
1994-95	Artemus McClary, Jacksonville	27	553	20.5
1995-96	Artemus McClary, Jacksonville	28	518	18.5
1996-97	Malik Dixon, UALR	29	604	20.8
1997-98	DeWaune Wesley, New Orleans	26	463	17.8
1998-99	Darrian Evans, South Alabama	24	486	20.3
1999-00	Gerrod Henderson, Louisiana Tech	28	514	18.4
2000-01	Carlos Arroyo, FIU	29	615	21.2
2001-02	Chris Davis, North Texas	29	653	22.5
2002-03	Chris Davis, North Texas	26	494	19.0
2003-04	Dewarick Spencer, Arkansas State	28	533	19.0
2004-05	Bo McCalebb, New Orleans	30	679	22.6
2005-06	Nicholson, Yemi-Denver	31	616	19.9
2006-07	Bo McCalebb, New Orleans	31	776	25.0
2007-08	Bo McCalebb, New Orleans	32	742	23.2
2008-09	Paul Graham III, Florida Atlantic	31	575	18.5
2009-10	Tyren Johnson, Louisiana-Lafayette	30	538	17.9
2010-11	Tristan Thompson, North Texas	33	593	18.0

REBOUNDING

YEAR	PLAYER, TEAM	G	REB	AVG
1976-77	Cedric Maxwell, Charlotte	31	376	12.1
1977-78	Wayne Cooper, New Orleans	27	343	12.7
1978-79	Lloyd Terry, New Orleans	26	247	9.5
1979-80	Lloyd Terry, New Orleans	26	247	9.5
1980-81	Greg McCray, VCU	29	281	9.7
1981-82	Mike Hackett, Jacksonville	27	304	11.3
1982-83	Mark West, ODU	29	314	10.8
1983-84	Terry Catledge, South Alabama	30	332	11.1
1984-85	Terry Catledge, South Alabama	28	322	10.8
1985-86	Curtis Kitchen, USF	28	242	8.6
1986-87	Willie McDuffie, Jacksonville	30	259	8.6
1987-88	Darrell Coleman, USF	28	302	10.8
1988-89	Hakim Shahid, USF	28	302	10.8
1989-90	Hakim Shahid, USF	31	383	12.4
1990-91	Tim Burroughs, Jacksonville	27	350	13.0
1991-92	Tim Burroughs, Jacksonville	28	370	13.2*
1992-93	Ervin Johnson, New Orleans	29	346	11.9
1993-94	Melvin Simon, New Orleans	30	355	11.8
1994-95	Willie Fisher, Jacksonville	26	279	10.7
1995-96	Artemus McClary, Jacksonville	28	279	10.0
1996-97	Muntrelle Dobbins, UALR	28	321	11.5
1997-98	Ryan Moss, UALR	28	272	9.7
1998-99	Ryan Moss, UALR	24	205	8.5
1999-00	Chris Marcus, WKU	29	275	9.5
2000-01	Chris Marcus, WKU	31	374	12.1
2001-02	Hector Romero, New Orleans	28	302	10.8
2002-03	Chris Jackson, NMSU	23	229	10.0
2003-04	Nigel Dixon, WKU	28	287	10.2
2004-05	Ivan Almonte, FIU	30	297	9.9
2005-06	Rashad Jones-Jennings, UALR	29	329	11.3
2006-07	Rashad Jones-Jennings, UALR	30	392*^	13.1*^
2007-08	Carlos Monroe, FAU	33	312	9.5
2008-09	DeAndre' Coleman, South Alabama	33	272	8.2
2009-10	George Odufuwa, North Texas	33	353	10.7
2010-11	Augustin Rubit, South Alabama	28	308	11.0

ASSISTS

YEAR	PLAYER, TEAM	G	AST	AVG
1976-77	Melvin Watkins, Charlotte	31	187	6.0
1977-78	Joe Coffey, USF	26	142	5.5
1978-79	Lonnie Legette, South Alabama	27	140	5.2
1979-80	Edmund Sherod, VCU	30	163	5.3
1980-81	Edmund Sherod, VCU	29	180	6.2
1981-82	Phil Ward, Charlotte	26	147	5.7
1982-83	Randy Davis, Charlotte	28	170	6.1
1983-84	Keith Williams, Charlotte	26	163	6.3
1984-85	Tommy Tonelli, USF	30	179	6.0
1985-86	Frank Smith, ODU	31	253	8.2
1986-87	Frank Smith, ODU	28	229	8.2
1987-88	Frank Smith, ODU	30	244	8.1
1988-89	Byron Dinkins, Charlotte	29	207	7.1
1989-90	Chuck Evans, ODU	28	194	6.9
1990-91	Danny Tirado, Jacksonville	28	259*	9.3*
1991-92	Cedric Yelding, South Alabama	26	184	7.1
1992-93	Atim Browne, Lamar	27	195	7.2
1993-94	Greg Black, UTPA	28	202	7.2
1994-95	Anthony Foster, South Alabama	27	203	7.5
1995-96	Chris Snowden, Louisiana-Lafayette	28	157	5.6
1996-97	Chico Fletcher, Arkansas State	27	171	6.3
1997-98	Chico Fletcher, Arkansas State	29	240	8.3
1998-99	Chico Fletcher, Arkansas State	30	250	8.3
1999-00	Chico Fletcher, Arkansas State	28	232	8.3
2000-01	Jamie Rosser, Arkansas State	30	133	4.4
2001-02	Odie Williams, Arkansas State	31	145	4.7
2002-03	Patrick Sparks, WKU	33	195	5.9
2003-04	Rodney Billups, Denver	27	134	4.9
2004-05	Rodney Billups, Denver	31	199	6.4
2005-06	Dixon, Bobby, Troy	29	192	6.6
2006-07	Kevin Kanaskie, Middle Tennessee	32	185	5.7
2007-08	Daon Merritt, South Alabama	33	182	5.5
2008-09	Michael Vogler, Troy	30	175	5.8
2009-10	Raymond Taylor, Florida Atlantic	30	177	5.9
2010-11	Will Weathers, Troy	27	178	6.6

BLOCKED SHOTS

YEAR	PLAYER, TEAM	G	BLK	AVG
1982-83	Mark West, ODU	29	93	3.2
1983-84	Kelly Blaine, South Alabama	30	65	2.2
1984-85	Kelly Blaine, South Alabama	28	78	2.9
1985-86	Curtis Kitchen, USF	28	89	3.2
1986-87	Ray Gromlowicz, Charlotte	32	67	2.1
1987-88	Steve Gilbert, Jacksonville	24	30	1.3
1988-89	Alan Ogg, UAB	34	129*	3.8*
1989-90	Alan Ogg, UAB	31	91	2.9
1990-91	Chris Gatling, ODU	32	85	2.7
1991-92	Ervin Johnson, New Orleans	32	81	2.5
1992-93	Ervin Johnson, New Orleans	29	77	2.7
1993-94	Kelvin Cato, South Alabama	24	85	3.5
1994-95	Michael McDonald, New Orleans	29	80	2.8
1995-96	Reginald Poole, Louisiana-Lafayette	28	54	1.9
1996-97	Freddy Hicks, Arkansas State	27	59	2.2
1997-98	Freddy Hicks, Arkansas State	27	65	2.4
1998-99	Freddy Hicks, Arkansas State	30	63	2.1
1999-00	Chris Marcus, WKU	29	75	2.6
2000-01	Jason Jennings, Arkansas State	29	102	3.5
2001-02	Jason Jennings, Arkansas State	30	101	3.4
2002-03	Michael Southall, Louisiana-Lafayette	27	68	2.5
2003-04	Shawson Johnson, UNT	23	69	3.0
2004-05	Yemi Nicholson, Denver	31	92	2.9
2005-06	Michael Southall, Louisiana-Lafayette	28	93	3.3
2006-07	Sammy Sharp, Troy	30	62	2.07
2007-08	Russell Hicks, FIU	29	60	2.07
2008-09	Brett Royster, Florida Atlantic	32	73	2.3
2009-10	Brett Royster, Florida Atlantic	30	90	3.0
2010-11	Brett Royster, Florida Atlantic	32	97	3.0



STEALS

YEAR	PLAYER, TEAM	G	STL	AVG
1982-83	Rolando Lamb, VCU	31	72	2.3
1983-84	Keith Williams, Charlotte	26	54	2.1
1984-85	Rolando Lamb, VCU	32	88	2.8
	Dexter Shouse, South Alabama	28	77	2.8
1985-86	Frank Smith, ODU	31	82	2.6
1986-87	Frank Smith, ODU	28	74	2.6
1987-88	Frank Smith, ODU	30	83	2.8
1988-89	Radenko Dobras, USF	28	56	2.0
1989-90	Dee Brown, Jacksonville	29	88	3.0
1990-91	Delano Johnson, Charlotte	28	77	2.8
1991-92	Darnell Mee, WKU	32	94	2.9
1992-93	Darnell Mee, WKU	32	100	3.1
1993-94	Shawn Griggs, Louisiana-Lafayette	30	120*	4.0*
1994-95	Greg Black, UTPA	28	94	3.4
1995-96	Chris Robinson, WKU	26	65	2.6
1996-97	Lalo Rios, UTPA	27	54	2.0
1997-98	Lalo Rios, UTPA	26	59	2.3
1998-99	Chico Fletcher, Arkansas State	30	66	2.2
1999-00	Marshod Fairweather, FIU	30	63	2.1
2000-01	Ben Adams, New Orleans	29	62	2.1
2001-02	Carlos Morban, FIU	29	87	3.0
2002-03	Demetrice Williams, South Alabama	28	76	2.7
2003-04	Carlos Morban, FIU	22	53	2.4
2004-05	Orien Greene, Louisiana-Lafayette	25	68	2.7
2005-06	Bobby Dixon, Troy	29	88	3.0
2006-07	Bo McCaleb, New Orleans	31	62	2.0
2007-08	Bo McCaleb, New Orleans	32	76	2.4
2008-09	Michael Vogler, Troy	30	59	2.0
2009-10	Tyren Johnson, Louisiana-Lafayette	30	54	1.8
	Michael Vogler, Troy	33	59	1.8
2010-11	Will Weathers, Troy	27	50	1.9

FIELD GOAL PERCENTAGE

YEAR	PLAYER, TEAM	G	FG-FGA	PCT
1976-77	Cedric Maxwell, Charlotte	31	244-381	.640
1977-78	James Ray, Jacksonville	23	126-220	.572
1978-79	James Ray, Jacksonville	30	198-342	.579
1979-80	Willie Redden, USF	27	118-205	.576
1980-81	Willie Redden, USF	29	125-208	.601
1981-82	Willie Redden, USF	28	131-206	.636
1982-83	Lex Drum, UAB	32	96-164	.585
1983-84	Kannard Johnson, WKU	29	147-242	.607
1984-85	Mike Schlegel, VCU	32	167-291	.574
1985-86	Kenny Gattison, ODU	31	218-342	.637
1986-87	Willie McDuffie, Jacksonville	30	126-213	.592
1987-88	Darrell Coleman, USF	28	207-352	.588
1988-89	Chris Gatling, ODU	27	239-388	.616
1989-90	Hakim Shahid, USF	31	201-314	.640
1990-91	Chris Gatling, ODU	32	251-405	.620
1991-92	Samuel Hines, South Alabama	28	150-251	.598
1992-93	Fred Shepherd, Arkansas State	26	145-232	.625
1993-94	Bobby Allen, UTPA	26	165-296	.557
1994-95	Artemus McClary, Jacksonville	27	222-406	.547
1995-96	Mark Neal, South Alabama	27	151-285	.530
1996-97	Quincy Alexander, LU	27	146-259	.564
1997-98	Ryan Moss, UALR	28	167-257	.650*
1998-99	Ryan Moss, UALR	24	135-210	.643
1999-00	Chris Marcus, WKU	29	133-223	.596
2000-01	Stan Blackmon, UALR	29	183-329	.553
2001-02	James Moore, NMSU	32	184-310	.594
2002-03	Michael Southall, Louisiana-Lafayette	27	133-218	.610
2003-04	Nigel Dixon, WKU	28	179-264	.678
2004-05	Elgrace Wilborn, WKU	29	122-188	.649
2005-06	Elgrace Wilborn, WKU	30	113-165	.685
2006-07	Carlos Monroe, FAU	27	200-335	.597
2007-08	Theryn Hudson, Middle Tennessee	29	108-167	.647
2008-09	Jeremy Evans, WKU	34	123-194	.634
2009-10	Jeremy Evans, WKU	34	137-211	.649
2010-11	Brett Royster, Florida Atlantic	32	96-162	.593

Year-by-Year Leaders**FREE THROW PERCENTAGE**

YEAR	PLAYER, TEAM	G	FT-FTA	PCT
1976-77	Kent Glover, Jacksonville	23	61-71	.859
1977-78	Anthony Williams, Jacksonville	28	70-77	.909
1978-79	George Jones, UAB	26	81-95	.852
1979-80	Bobby Potts, Charlotte	27	100-114	.877
1980-81	Jonath Nicholas, UAB	32	80-98	.816
1981-82	Calvin Duncan, VCU	28	65-77	.844
1982-83	Keith Thomas, ODU	28	69-78	.885
1983-84	Keith Thomas, ODU	31	128-149	.859
1984-85	Charlie Bradley, USF	30	160-186	.860
1985-86	Tommy Tonelli, USF	28	73-89	.820
1986-87	Jeff Hodge, South Alabama	28	92-104	.885
1987-88	Jeff Hodge, South Alabama	27	93-107	.869
1988-89	Jeff Hodge, South Alabama	32	93-128	.876
1989-90	Andy Kennedy, UAB	30	111-123	.902
1990-91	Andy Kennedy, UAB	31	167-193	.865
1991-92	Atiim Browne, Lamar	31	105-129	.814
1992-93	Greg Guy, UTPA	19	111-127	.874
1993-94	Michael Allen, Louisiana-Lafayette	30	162-186	.871
1994-95	Chris Clay, UTPA	28	91-111	.820
1995-96	Michael Fralix, WKU	26	67-79	.848
1996-97	John Knox, Jacksonville	28	84-99	.848
1997-98	Matt Sundblad, Lamar	27	96-104	.923^*
1998-99	Lonnie Cooper, Louisiana Tech	25	70-76	.921^
1999-00	Gerrod Henderson, Louisiana Tech	28	126-155	.813
2000-01	Eric Channing, NMSU	28	104-123	.846
2001-02	Eric Channing, NMSU	31	93-104	.894
2002-03	Tevoris Thompson, Arkansas State	28	71-79	.899
2003-04	Anthony Winchester, WKU	28	72-82	.878
2004-05	Richard Law, South Alabama	28	58-65	.892
2005-06	Adam Vogelsberg, Middle Tennessee	28	108-119	.908
2006-07	Courtney Lee, WKU	30	89-106	.840
2007-08	Domonic Tilford, South Alabama	33	84-95	.884
2008-09	Josh White, North Texas	32	96-106	.906
2009-10	Bryan Sherrer, South Alabama	28	91-101	.901
2010-11	James Washington, Middle Tennessee	32	133-154	.864

3-POINT FIELD GOAL PERCENTAGE

YEAR	PLAYER, TEAM	G	FG-FGA	PCT
1982-83	Randy Davis, Charlotte	28	29-47	.617*
1986-87	Danny Pearson, Jacksonville	30	53-104	.510
1987-88	Michael Charles, UAB	28	63-118	.534
1988-89	Jeff Hodge, South Alabama	32	52-108	.481
1989-90	Rich Burns, WKU	30	43-96	.448
1990-91	Kelly McKinnon, Jacksonville	19	27-47	.574
1991-92	JoJo Goldsmith, Louisiana Tech	31	52-109	.477
1992-93	Mark Bell, WKU	32	68-166	.410
1993-94	Nate Burrell, Jacksonville	27	63-134	.470
1994-95	Michael Fralix, WKU	31	74-178	.416
1995-96	John Knox, Jacksonville	28	76-173	.439
1996-97	Micah Marsh, Arkansas State	23	40-97	.412
1997-98	Toby Madison, South Alabama	28	67-140	.479
1998-99	Alan Barksdale, UALR	25	95-233	.408
1999-00	Desmond Baxter, New Orleans	28	43-107	.402
2000-01	Alan Barksdale, UALR	29	80-178	.449
2001-02	Eric Channing, NMSU	32	81-176	.460
2002-03	Jon Beck, Arkansas State	27	39-89	.438
2003-04	Dewarick Spencer, Arkansas State	28	86-188	.457
2004-05	Anthony Winchester, WKU	31	77-170	.453
2005-06	Richard Law, South Alabama	25	50-109	.459
2006-07	Adrian Banks, Arkansas State	33	97-204	.475
2007-08	Josh White, North Texas	29	49-107	.458
2008-09	Andrew Hooper, Denver	28	62-133	.466
2009-10	Ricky Davidson, UALR	28	36-70	.514
2010-11	Solomon Bozeman, UALR	36	65-142	.458

* SUN BELT RECORD

^ LED NATION

The Sun Belt Conference

Commissioner Wright Waters

The Sun Belt Conference Staff

2011-12 SBC Tournament Bracket

2011-12 SBC Composite Schedule

Sun Belt Conference Record Book



Sun Belt in the Polls

The Sun Belt Conference

All-time final polls in years in which a current Sun Belt team was ranked:

ASSOCIATED PRESS**1949**

1. Kentucky
2. Oklahoma State
3. Saint Louis
4. Illinois
5. **WKU**
6. Minnesota
7. Bradley
8. San Francisco
9. Tulane
10. Bowling Green

1950

1. Bradley
2. Ohio State
3. Kentucky
4. Holy Cross
5. North Carolina State
6. Duquesne
7. UCLA
8. **WKU**
9. St. John's (N.Y.)
10. La Salle
11. Villanova
12. San Francisco
13. Long Island
14. Kansas State
15. Arizona
16. Wisconsin
17. San Jose State
18. Washington State
19. Kansas
20. Indiana

1953

1. Bradley
2. Ohio State
3. Kentucky
4. Holy Cross
5. North Carolina State
6. Duquesne
7. UCLA
8. **WKU**
9. St. John's (N.Y.)
10. La Salle
11. Villanova
12. San Francisco
13. Long Island
14. Kansas State
15. Arizona
16. Wisconsin
17. San Jose State
18. Washington State
19. Kansas
20. Indiana

Commissioner Wright Waters

The Sun Belt Conference Staff

2011-12 SBC Tournament Bracket

2011-12 SBC Composite Schedule

Sun Belt Conference Record Book

1954

1. Kentucky
2. La Salle
3. Holy Cross
4. Indiana
5. Duquesne
6. Notre Dame
7. Bradley
8. **WKU**
9. Penn State
10. Oklahoma A&M
11. Southern California
12. George Washington
13. Iowa
14. LSU
15. Duke
16. Niagara
17. Seattle
18. Kansas
19. Illinois
20. Maryland

1966

1. Kentucky
2. Duke
3. Texas Western
4. Kansas
5. St. Joseph's (Pa.)
6. Loyola (Ill.)
7. Cincinnati
8. Vanderbilt
9. Michigan
10. **WKU**

1967

1. UCLA
2. Louisville
3. Kansas
4. North Carolina
5. Princeton
6. **WKU**
7. Houston
8. Tennessee
9. Boston College
10. Texas Western

1970

1. Kentucky
2. UCLA
3. St. Bonaventure
4. Jacksonville
5. New Mexico State
6. South Carolina
7. Iowa
8. Marquette
9. Notre Dame
10. North Carolina State
11. Florida State
12. Houston
13. Pennsylvania
14. Drake
15. Davidson
16. Utah State
17. Niagara
18. **WKU**
19. Long Beach State
20. Southern California

1971

1. UCLA
2. Marquette
3. Pennsylvania
4. Kansas
5. Southern California
6. South Carolina
7. **WKU**
8. Kentucky
9. Fordham
10. Ohio State
11. Jacksonville
12. Notre Dame
13. North Carolina
14. Houston
15. Duquesne
16. Long Beach State
17. Tennessee
18. Villanova
19. Drake
20. Brigham Young

1972

1. UCLA
2. North Carolina
3. Pennsylvania
4. Louisville
5. Long Beach State
6. South Carolina
7. Marquette
8. **Louisiana-Lafayette**
9. Brigham Young
10. Florida State
11. Minnesota
12. Marshall
13. Memphis State
14. Maryland
15. Villanova
16. Oral Roberts
17. Indiana
18. Kentucky
19. Ohio State
20. Virginia

1973

1. UCLA
2. North Carolina State
3. Long Beach State
4. Providence
5. Marquette
6. Indiana
7. **Louisiana-Lafayette**
8. Maryland
9. Kansas State
10. Minnesota
11. North Carolina
12. Memphis State
13. Houston
14. Syracuse
15. Missouri
16. Arizona State
17. Kentucky
18. Pennsylvania
19. Austin Peay
20. San Francisco

1993

1. Indiana
2. Kentucky
3. Michigan
4. North Carolina
5. Arizona
6. Seton Hall
7. Cincinnati
8. Vanderbilt
9. Kansas
10. Duke
11. Florida State
12. Arkansas
13. Iowa
14. Massachusetts
15. Louisville
16. Wake Forest
17. **New Orleans**
18. Georgia Tech
19. Utah
20. **WKU**
21. New Mexico
22. Purdue
23. Oklahoma State
24. New Mexico State
25. UNLV

2002

1. Duke
2. Kansas
3. Oklahoma
4. Maryland
5. Cincinnati
6. Gonzaga
7. Arizona
8. Alabama
9. Pittsburgh
10. Connecticut
11. Oregon
12. Marquette
13. Illinois
14. Ohio State
15. Florida
16. Kentucky
17. Mississippi
18. USC
19. **WKU**
20. Oklahoma State
21. Miami
22. Xavier
23. Georgia
24. Stanford
25. Hawaii

UPI**1953**

1. Indiana
2. Seton Hall
3. Washington
4. La Salle
5. Kansas
6. LSU
7. Oklahoma State
8. North Carolina State
9. Kansas State
10. Illinois
11. **WKU**
12. California
13. Notre Dame
14. DePaul
15. Wyoming
16. Saint Louis
17. Holy Cross
18. Oklahoma City
19. Brigham Young
20. Duquesne

1954

1. Indiana
2. Kentucky
3. Duquesne
4. Oklahoma A&M
5. Notre Dame
6. **WKU**
7. Kansas
8. LSU
9. Holy Cross
10. Iowa
11. La Salle
12. Illinois
13. Colorado A&M
14. North Carolina State
15. Southern Cal
16. Oregon State
17. Seattle
18. Dayton
19. Rice
20. Duke

1967

1. UCLA
2. Louisville
3. North Carolina
4. Kansas
5. Princeton
6. Houston
7. **WKU**
8. Texas Western
9. Tennessee
10. Boston College
11. Toledo
12. St. John's (N.Y.)
13. Tulsa
14. Vanderbilt
15. Utah State
16. Pacific
17. Providence
18. New Mexico
19. Duke
20. Florida



Sun Belt in the Polls

<p>1970</p> <ol style="list-style-type: none"> 1. Kentucky 2. UCLA 3. St. Bonaventure 4. New Mexico State 5. Jacksonville 6. South Carolina 7. Iowa 8. Notre Dame 9. Drake 10. Marquette 11. Houston 12. N.C. State 13. Pennsylvania 14. Florida State 15. Villanova 15. Long Beach State <p>17. WKU</p> <ol style="list-style-type: none"> 17. Utah State 17. Niagara 20. Cincinnati 20. Texas-El Paso <p>1971</p> <ol style="list-style-type: none"> 1. UCLA 2. Marquette 3. Pennsylvania 4. Kansas 5. Southern California 6. South Carolina <p>7. WKU</p> <ol style="list-style-type: none"> 8. Kentucky 9. Fordham 10. Ohio State 11. Jacksonville 11. Brigham Young 13. North Carolina 14. Notre Dame 14. Long Beach State 16. Drake 17. Villanova 18. Duquesne 18. Houston 20. Weber State <p>1972</p> <ol style="list-style-type: none"> 1. UCLA 2. North Carolina 3. Pennsylvania 4. Louisville 5. South Carolina 6. Long Beach State 7. Marquette <p>8. Louisiana-Lafayette</p> <ol style="list-style-type: none"> 9. Brigham Young 10. Florida State 11. Maryland 12. Minnesota 13. Memphis State 14. Kentucky 15. Villanova 16. Kansas State 17. Texas El-Paso 18. Marshall 19. Missouri 19. Weber State 	<p>1973</p> <ol style="list-style-type: none"> 1. UCLA 2. North Carolina State 3. Long Beach State 4. Marquette 5. Providence 6. Indiana <p>7. Louisiana-Lafayette</p> <ol style="list-style-type: none"> 7. Kansas State 9. Minnesota 10. Maryland 11. Memphis State 12. North Carolina 13. Arizona State 14. Syracuse 15. Kentucky 16. South Carolina 17. Missouri 18. Weber State 18. Houston 20. Pennsylvania <p>1993</p> <ol style="list-style-type: none"> 1. Indiana 2. North Carolina 3. Michigan 4. Kentucky 5. Arizona 6. Seton Hall 7. Cincinnati 8. Vanderbilt 9. Kansas 10. Duke 11. Florida State 12. Arkansas 13. Iowa 14. Louisville 15. Wake Forest 16. Massachusetts 17. Utah <p>18. New Orleans</p> <ol style="list-style-type: none"> 19. Georgia Tech 20. Purdue 21. UNLV 22. Oklahoma State 23. Virginia <p>24. WKU</p> <ol style="list-style-type: none"> 25. New Mexico State 	<p>USA TODAY (BEGAN IN 1983)</p> <p>1989</p> <ol style="list-style-type: none"> 1. Michigan 2. Seton Hall 3. Illinois 4. Duke 5. Georgetown 6. Syracuse 7. Arizona 8. North Carolina 9. UNLV 10. Indiana 11. Missouri 12. Oklahoma 13. Louisville 14. North Carolina State 15. Virginia 16. Iowa 17. Minnesota 18. West Virginia 19. Ball State 20. Arkansas 21. Stanford 22. Florida State 23. Texas-El Paso <p>24. South Alabama</p> <ol style="list-style-type: none"> 25. UCLA <p>1993</p> <ol style="list-style-type: none"> 1. North Carolina 2. Michigan 3. Kentucky 4. Kansas 5. Indiana 6. Cincinnati 7. Florida State 8. Vanderbilt 9. Duke 10. Arkansas 11. Seton Hall 12. Arizona 13. Temple 14. Wake Forest 15. Louisville <p>16. WKU</p> <ol style="list-style-type: none"> 17. California 18. Virginia 19. Iowa 20. Utah 21. George Washington 22. Massachusetts 23. Xavier 24. UCLA 25. Minnesota 	<p>1995</p> <ol style="list-style-type: none"> 1. UCLA 2. Kentucky 3. Wake Forest 4. North Carolina 5. Kansas 6. Arkansas 7. Massachusetts 8. Connecticut 9. Villanova 10. Maryland 11. Michigan State 12. Purdue 13. Virginia 14. Oklahoma State 15. Arizona 16. Arizona State 17. Oklahoma 18. Mississippi State 19. Utah 20. Alabama <p>21. WKU</p> <ol style="list-style-type: none"> 22. Georgetown 23. Missouri 24. Iowa State 25. Syracuse <p>ESPN/USA TODAY COACHES' POLL</p> <p>2008</p> <ol style="list-style-type: none"> 1. Kansas 2. Memphis 3. North Carolina 4. UCLA 5. Texas 6. Louisville 7. Xavier 9. Davidson 10. Wisconsin 11. Stanford 12. Georgetown 13. Michigan State 14. Butler 15. Washington State 16. Duke 17. West Virginia 18. Pittsburgh 19. Notre Dame 20. Purdue 21. Marquette <p>22. WKU</p> <ol style="list-style-type: none"> 23. Drake 24. Villanova 25. Vanderbilt 	The Sun Belt Conference
				Commissioner Wright Waters
				The Sun Belt Conference Staff
				2011-12 SBC Tournament Bracket
				2011-12 SBC Composite Schedule
				Sun Belt Conference Record Book



Sun Belt in the NCAA Tournament			
The Sun Belt Conference	<p>1977 MIDEAST REGIONAL FIRST ROUND, BLOOMINGTON, IN: Charlotte def Central Michigan, 91-86 OT MIDEAST REGIONAL SEMIFINAL, LEXINGTON, KY: Charlotte def Syracuse, 81-59 MIDEAST REGIONAL FINAL, LEXINGTON, KY: Charlotte def Michigan, 75-68 FINAL FOUR, NATIONAL SEMIFINAL, ATLANTA, GA: Charlotte lost Marquette, 51-49 FINAL FOUR, NATIONAL CONSOLATION, ATLANTA, GA: Charlotte lost UNLV, 106-94</p>	<p>1986 MIDWEST REGIONAL FIRST ROUND, DAYTON, OH: Jacksonville lost Temple, 61-50 (OT) EAST REGIONAL FIRST ROUND, HARTFORD, CT: ODU def West Virginia, 72-64 WEST REGIONAL FIRST ROUND, OGDEN, UT: UAB def Missouri, 66-64 SOUTHEAST REGIONAL FIRST ROUND, CHARLOTTE, NC: WKU def Nebraska, 67-59 EAST REGIONAL SECOND ROUND, HARTFORD, CT: ODU lost Duke, 89-61 WEST REGIONAL SECOND ROUND, OGDEN, UT: UAB lost North Carolina, 77-59 SOUTHEAST REGIONAL SECOND ROUND, CHARLOTTE, NC: WKU lost Kentucky, 71-64</p>	<p>1996 EAST REGIONAL FIRST ROUND, RICHMOND, VA: New Orleans lost North Carolina, 83-62</p>
	<p>1979 MIDWEST REGIONAL FIRST ROUND, LAWRENCE, KN: Jacksonville lost Virginia Tech, 70-53 MIDWEST REGIONAL FIRST ROUND, DALLAS, TX: South Alabama lost Louisville, 69-66</p>	<p>1987 SOUTHEAST REGIONAL FIRST ROUND, BIRMINGHAM, AL: UAB lost Providence, 90-68 EAST REGIONAL FIRST ROUND, SYRACUSE, NY: WKU def West Virginia, 64-62 EAST REGIONAL SECOND ROUND, SYRACUSE, NY: WKU lost Syracuse, 104-86</p>	<p>1997 SOUTHEAST REGIONAL FIRST ROUND, MEMPHIS, TN: South Alabama lost Arizona, 65-57</p>
Commissioner Wright Waters	<p>1980 EAST REGIONAL FIRST ROUND, GREENSBORO, NC: VCU lost Iowa, 86-72 MIDWEST REGIONAL FIRST ROUND, DENTON, TX: South Alabama lost Alcorn State, 70-62</p>	<p>1988 SOUTHEAST REGIONAL FIRST ROUND, ATLANTA, GA: Charlotte lost Brigham Young, 98-92 (OT)</p>	<p>1998 WEST REGIONAL FIRST ROUND, SACRAMENTO, CA: South Alabama lost Illinois, 64-51</p>
	<p>1981 EAST REGIONAL FIRST ROUND, CHARLOTTE, NC: VCU def Long Island, 85-69 MIDEAST REGIONAL FIRST ROUND, TUSCALOOSA, AL: UAB def WKU, 93-68 EAST REGIONAL SECOND ROUND, CHARLOTTE, NC: VCU lost Tennessee, 58-56 (OT) MIDEAST REGIONAL SECOND ROUND, TUSCALOOSA, AL: UAB def Kentucky, 69-62 MIDEAST REGIONAL SEMIFINAL, BLOOMINGTON, IN: UAB lost Indiana, 87-72</p>	<p>1989 SOUTHEAST REGIONAL FIRST ROUND, ATLANTA, GA: South Alabama def Alabama, 86-84 SOUTHEAST REGIONAL SECOND ROUND, ATLANTA, GA: South Alabama lost Michigan, 91-82</p>	<p>1999 MIDWEST REGIONAL FIRST ROUND, NEW ORLEANS, LA: Arkansas State lost Utah, 80-58</p>
The Sun Belt Conference Staff	<p>1982 MIDEAST REGIONAL SECOND ROUND, NASHVILLE, TN: UAB def Indiana, 80-70 MIDEAST REGIONAL SEMIFINAL, BIRMINGHAM, AL: UAB def Virginia, 68-66 MIDEAST REGIONAL FINAL, BIRMINGHAM, AL: UAB lost Louisville, 75-68</p>	<p>1990 WEST REGIONAL FIRST ROUND, LONG BEACH, CA: South Florida lost Arizona, 79-67 EAST REGIONAL FIRST ROUND, ATLANTA, GA: UAB lost UCLA, 68-56</p>	<p>2000 SOUTH REGIONAL FIRST ROUND, BIRMINGHAM, AL: Louisiana-Lafayette lost Tennessee, 63-58</p>
	<p>1983 EAST REGIONAL FIRST ROUND, GREENSBORO, NC: VCU def LaSalle, 76-67 MIDEAST REGIONAL FIRST ROUND, EVANSVILLE, IN: UAB lost Oklahoma, 71-63 EAST REGIONAL SECOND ROUND, GREENSBORO, NC: VCU lost Georgia, 56-64</p>	<p>1991 WEST REGIONAL FIRST ROUND, TUCSON, AZ: South Alabama lost Utah, 82-72</p>	<p>2001 SOUTH REGIONAL FIRST ROUND, NEW ORLEANS, LA: WKU lost Florida, 69-56</p>
2011-12 SBC Tournament Bracket	<p>1984 MIDEAST REGIONAL FIRST ROUND, BIRMINGHAM, AL: UAB lost Brigham Young, 84-68 EAST REGIONAL FIRST ROUND, EAST RUTHERFORD, NJ: VCU def Northeastern, 70-69 EAST REGIONAL SECOND ROUND, EAST RUTHERFORD, NJ: VCU lost Syracuse, 78-63</p>	<p>1992 WEST REGIONAL FIRST ROUND, TEMPE, AZ: Louisiana-Lafayette def Oklahoma, 87-83 WEST REGIONAL SECOND ROUND, TEMPE, AZ: Louisiana-Lafayette lost New Mexico State, 81-73</p>	<p>2002 MIDWEST REGIONAL FIRST ROUND, ST. LOUIS, MO: WKU lost Stanford, 84-68</p>
	<p>1985 EAST REGIONAL FIRST ROUND, HARTFORD, CT: ODU lost Southern Methodist, 86-68 MIDWEST REGIONAL FIRST ROUND, HOUSTON, TX: UAB def Michigan State, 70-68 WEST REGIONAL FIRST ROUND, ALBUQUERQUE, NM: VCU def Marshall, 81-65 MIDWEST REGIONAL SECOND ROUND, HOUSTON, TX: UAB lost Memphis State, 67-66 (OT) WEST REGIONAL SECOND ROUND, ALBUQUERQUE, NM: VCU lost Alabama, 63-59</p>	<p>1993 MIDWEST REGIONAL FIRST ROUND, INDIANAPOLIS, IN: New Orleans lost Xavier, Ohio, 73-55 SOUTHEAST REGIONAL FIRST ROUND, ORLANDO, FL: WKU def Memphis State, 55-52 SOUTHEAST REGIONAL SECOND ROUND, ORLANDO, FL: WKU def Seton Hall, 72-68 SOUTHEAST REGIONAL SEMIFINAL, CHARLOTTE, NC: WKU lost Florida State, 81-78 (OT)</p>	<p>2003 WEST REGIONAL FIRST ROUND, INDIANAPOLIS, IN: WKU lost Illinois, 65-60</p>
2011-12 SBC Composite Schedule		<p>1994 MIDWEST REGIONAL FIRST ROUND, WICHITA, KN: WKU lost Texas, 91-77 SOUTHEAST REGIONAL FIRST ROUND, ST. PETERSBURG, FL: Louisiana-Lafayette lost Marquette, 81-59</p>	<p>2004 PHOENIX REGIONAL FIRST ROUND, ORLANDO, FL: *Louisiana-Lafayette lost North Carolina State, 61-52</p>
		<p>1995 MIDWEST REGIONAL FIRST ROUND, DAYTON, OH: WKU def Michigan, 82-76 (OT) MIDWEST REGIONAL SECOND ROUND, DAYTON, OH: WKU lost Kansas, 75-70</p>	<p>2005 ALBUQUERQUE REGIONAL FIRST ROUND, NASHVILLE, TN: *Louisiana-Lafayette lost Louisville, 68-62</p>
Sun Belt Conference Record Book			<p>2006 MINNEAPOLIS REGIONAL FIRST ROUND, JACKSONVILLE, FL: South Alabama lost Florida, 76-50</p>
			<p>2007 SOUTH REGIONAL FIRST ROUND, NEW ORLEANS, LA: North Texas lost Memphis, 73-58</p>
			<p>2008 EAST REGIONAL FIRST ROUND, BIRMINGHAM, AL: South Alabama lost Butler, 81-61 WEST REGIONAL FIRST ROUND, TAMPA, FL: WKU def Drake, 101-99 (OT) WEST REGIONAL SECOND ROUND, TAMPA, FL: WKU def San Diego, 72-63 WEST REGIONAL SEMIFINAL, PHOENIX, AZ: WKU lost UCLA, 88-78</p>
			<p>2009 WEST REGIONAL FIRST ROUND, PORTLAND, OR WKU def Illinois, 76-72 WEST REGIONAL SECOND ROUND, PORTLAND, OR WKU lost #12 Gonzaga, 83-81</p>
			<p>2010 WEST REGIONAL FIRST ROUND, OKLAHOMA CITY, OK Kansas State def North Texas, 82-62</p>
			<p>2011 NCAA FIRST FOUR, DAYTON, OH UNC Asheville def UALR, 81-77 (OT)</p>
			<p>*APPEARANCE VACATED DUE TO NCAA SANCTIONS</p>



Sun Belt in the NCAA Tournament

ADDITIONAL NCAA APPEARANCES BY
SUN BELT CONFERENCE MEMBERS:

1940

ALBUQUERQUE REGIONAL FIRST ROUND, NASHVILLE, TN:
Louisiana-Lafayette lost Louisville, 68-62
EASTERN REGIONAL, INDIANAPOLIS, IN:
WKU lost Duquesne, 30-29

1960

ALBUQUERQUE REGIONAL FIRST ROUND, NASHVILLE, TN:
Louisiana-Lafayette lost Louisville, 68-62
MIDEAST REGIONAL FIRST ROUND, LEXINGTON, KY:
WKU def Miami, FL, 107-84
MIDEAST REGIONAL SEMIFINAL, LOUISVILLE, KY:
WKU lost Ohio State, 98-79.
MIDEAST REGIONAL CONSOLATION, LOUISVILLE, KY:
WKU def Ohio, 97-87

1962

MIDEAST REGIONAL FIRST ROUND, LEXINGTON, KY:
WKU def Detroit Mercy, 90-81
MIDEAST REGIONAL SEMIFINAL, IOWA CITY, IA:
WKU lost Ohio State, 93-73
MIDEAST REGIONAL CONSOLATION, IOWA CITY, IA:
WKU lost Butler, 87-86 (OT)

1966

MIDEAST REGIONAL FIRST ROUND, KENT, OH:
WKU def Loyola (IL), 105-86
MIDEAST REGIONAL SEMIFINAL, IOWA CITY, IA:
WKU lost Michigan, 80-79
MIDEAST REGIONAL CONSOLATION, IOWA CITY, IA:
WKU def Dayton, 82-68

1967

MIDEAST REGIONAL FIRST ROUND, LEXINGTON, KY:
WKU lost Dayton, 69-67 (OT)

1969

WEST REGIONAL FIRST ROUND, LAS CRUCES, NM:
New Mexico State def BYU, 74-62
WEST REGIONAL SEMIFINAL, LOS ANGELES, CA:
New Mexico State lost UCLA, 53-38
WEST REGIONAL THIRD PLACE, LOS ANGELES, CA:
New Mexico State lost Weber State, 58-56

1970

MIDEAST REGIONAL FIRST ROUND, DAYTON, OH:
WKU lost Jacksonville, 109-96

1971

MIDEAST REGIONAL FIRST ROUND, SOUTH BEND, IN:
WKU def Jacksonville, 74-72
MIDEAST REGIONAL SEMIFINAL, ATHENS, GA:
WKU def Kentucky, 107-83
MIDEAST REGIONAL FINAL, ATHENS, GA:
WKU def Ohio State, 81-78 (OT)
FINAL FOUR, NATIONAL SEMIFINAL, HOUSTON, TX:
WKU lost Villanova, 92-89 (2OT)
FINAL FOUR, NATIONAL CONSOLATION, HOUSTON, TX:
WKU def Kansas, 77-75

1972

MIDWEST REGIONAL FIRST ROUND, LAS CRUCES, NM:
Louisiana-Lafayette def Marshall, 112-101
MIDWEST REGIONAL SEMIFINAL, AMES, IA:
Louisiana-Lafayette lost Louisville, 88-84
MIDWEST REGIONAL CONSOLATION, AMES, IA:
Louisiana-Lafayette def Texas, 100-70

1973

MIDWEST REGIONAL FIRST ROUND, WICHITA, KN:
Louisiana-Lafayette def Houston, 102-89
MIDEAST REGIONAL FIRST ROUND, LEXINGTON, KY:
Middle Tennessee lost Oregon State, 78-67
MIDWEST REGIONAL SEMIFINAL, HOUSTON, TX:
Louisiana-Lafayette lost Kansas State, 66-63
MIDWEST REGIONAL CONSOLATION, HOUSTON, TX:
Louisiana-Lafayette lost South Carolina, 90-85

1976

MIDEAST REGIONAL FIRST ROUND, DAYTON, OH:
WKU lost Marquette, 79-60

1977

MIDEAST REGIONAL FIRST ROUND, BATON ROUGE, LA:
Middle Tennessee lost Detroit, 93-76

1978

MIDEAST REGIONAL FIRST ROUND, KNOXVILLE, TN:
WKU def Syracuse, 87-86 (OT)
MIDEAST REGIONAL SEMIFINAL, DAYTON, OH:
WKU lost Michigan State, 90-69

1979

MIDWEST REGIONAL FIRST ROUND, LAWRENCE, KN:
New Mexico State lost Weber State, 81-78 (OT)

1980

MIDEAST REGIONAL FIRST ROUND, BOWLING GREEN, KY:
WKU lost Virginia Tech, 89-85 (OT)

1981

MIDEAST REGIONAL FIRST ROUND, TUSCALOOSA, AL:
WKU lost UAB, 93-68

1982

MIDEAST REGIONAL FIRST ROUND, INDIANAPOLIS, IN:
Louisiana-Lafayette lost Tennessee, 61-57
MIDEAST REGIONAL FIRST ROUND, NASHVILLE, TN:
Middle Tennessee def Kentucky, 50-44
MIDEAST REGIONAL SECOND ROUND, NASHVILLE, TN:
Middle Tennessee lost Louisville, 81-56

1983

EAST REGIONAL FIRST ROUND, HARTFORD, CT:
Louisiana-Lafayette lost Rutgers, 60-53

1985

MIDEAST REGIONAL FIRST ROUND, SOUTH BEND, IN:
Middle Tennessee lost North Carolina, 76-57

1986

MIDWEST REGIONAL FIRST ROUND, MINNEAPOLIS, MN:
UALR def Notre Dame, 90-83.
MIDWEST REGIONAL SECOND ROUND, MINNEAPOLIS, MN:
UALR lost North Carolina State, 80-66 (2OT)

1987

EAST REGIONAL FIRST ROUND, CHARLOTTE, NC:
Middle Tennessee lost Notre Dame, 84-71
SOUTHEAST REGIONAL FIRST ROUND, BIRMINGHAM, AL:
New Orleans def Brigham Young, 83-79
SOUTHEAST REGIONAL SECOND ROUND, BIRMINGHAM, AL:
New Orleans lost Alabama, 101-76

1988

WEST REGIONAL FIRST ROUND, SALT LAKE CITY, UT:
North Texas lost North Carolina, 83-65

1989

MIDWEST REGIONAL FIRST ROUND, INDIANAPOLIS, IN:
UALR lost Louisville, 76-71
SOUTHEAST REGIONAL FIRST ROUND, NASHVILLE, TN:
Middle Tennessee def Florida State, 97-83
SOUTHEAST REGIONAL SECOND ROUND, NASHVILLE, TN:
Middle Tennessee lost Virginia, 104-88

1990

WEST REGIONAL FIRST ROUND, SALT LAKE CITY, UT:
UALR lost UNLV, 102-72

1991

SOUTHEAST REGIONAL FIRST ROUND, LOUISVILLE, KY:
New Orleans lost Kansas, 55-49

1995

WEST REGIONAL FIRST ROUND, BOISE, ID:
FIU lost UCLA, 92-56

The Sun Belt Conference

Commissioner Wright Waters

The Sun Belt Conference Staff

2011-12 SBC Tournament Bracket

2011-12 SBC Composite Schedule

Sun Belt Conference Record Book



Sun Belt in the NIT

The Sun Belt Conference

1980 -- FIRST ROUND

UAB lost Louisiana-Lafayette, 74-72
Jacksonville lost Murray State, 53-49

1981 -- FIRST ROUND

South Florida lost Connecticut, 65-55
South Alabama def UT-Arlington, 74-71

SECOND ROUND

South Alabama def Georgia, 73-72

QUARTERFINALS

South Alabama lost Tulsa, 69-68

Commissioner Wright Waters

1983 -- FIRST ROUND

South Florida def Fordham, 81-69
Old Dominion lost South Carolina, 100-90

SECOND ROUND

South Florida lost Mississippi, 65-57

1984 -- FIRST ROUND

Old Dominion lost Notre Dame, 67-62
South Alabama def Florida, 88-87

SECOND ROUND

South Alabama lost Virginia Tech, 68-66

The Sun Belt Conference Staff

1985 -- FIRST ROUND

South Florida def Wake Forest, 77-66

SECOND ROUND

South Florida lost Louisville, 86-61

1987 -- FIRST ROUND

Jacksonville lost Vanderbilt, 74-72

1988 -- FIRST ROUND

Old Dominion lost Ohio State, 86-73
VCU def Marshall, 81-80

SECOND ROUND

VCU def Southern Mississippi, 93-89

QUARTERFINALS

VCU lost UConn, 72-61

2011-12 SBC Tournament Bracket

1989 -- FIRST ROUND

Charlotte lost Connecticut, 67-62
UAB def Georgia Southern, 83-74

SECOND ROUND

UAB def Richmond, 64-61

QUARTERFINALS

UAB def Connecticut, 85-79

SEMIFINALS

UAB lost St John's, 76-65

CONSOLATION FINAL

UAB def Michigan State, 78-76 OT

2011-12 SBC Composite Schedule

1991 -- FIRST ROUND

UAB lost Memphis State, 82-76
South Florida lost Fordham, 76-66

1992 -- FIRST ROUND

Louisiana Tech lost New Mexico, 90-84
WKU lost Kansas State, 85-74

1994 -- FIRST ROUND

New Orleans def Texas A&M, 79-73 (OT)

SECOND ROUND

New Orleans lost Vanderbilt, 78-59

Sun Belt Conference Record Book

1996 -- FIRST ROUND

UALR lost Vanderbilt, 86-80

1997 -- FIRST ROUND

New Orleans lost Pittsburgh, 83-63

2001 -- FIRST ROUND

South Alabama lost Toledo, 76-67 OT

2002 -- FIRST ROUND

Louisiana-Lafayette lost Louisiana Tech, 83-63

2003 -- FIRST ROUND

Louisiana-Lafayette lost UAB, 82-80

2005 -- FIRST ROUND

Denver lost San Francisco, 69-67
WKU def Kent State, 88-80 (ot)

SECOND ROUND

WKU lost Wichita State, 84-81

2006 -- FIRST ROUND

WKU lost South Carolina, 74-55

2007 -- FIRST ROUND

South Alabama lost Syracuse, 79-73

2010 -- FIRST ROUND

Troy lost Ole Miss, 84-65

2011 -- FIRST ROUND

Florida Atlantic lost Miami (FL), 85-62

**ADDITIONAL NIT APPEARANCES BY
SUN BELT MEMBERS:**

1942 -- QUARTERFINALS

WKU def CCNY, 49-46

FINAL FOUR SEMIFINALS

WKU def Creighton, 49-36

FINAL FOUR CHAMPIONSHIP

WKU lost West Virginia, 47-45

1943 -- QUARTERFINALS

WKU lost Fordham, 60-58

1948 -- QUARTERFINALS

WKU def LaSalle, 68-61

FINAL FOUR SEMIFINALS

WKU lost Saint Louis, 60-53

FINAL FOUR CONSOLATION

WKU def DePaul, 61-59

1949 -- QUARTERFINALS

WKU lost Bradley, 95-86

1950 -- FIRST ROUND

WKU def Niagara, 79-72

QUARTERFINALS

WKU lost St John's, 69-60

1952 -- FIRST ROUND

WKU def Louisville, 62-59

QUARTERFINALS

WKU lost St. Bonaventure, 70-69

1953 -- FIRST ROUND

WKU lost Duquesne, 69-61

1954 -- QUARTERFINALS

WKU def Bowling Green, 95-81 (ot)

FINAL FOUR SEMIFINALS

WKU lost Holy Cross, 75-69

FINAL FOUR CONSOLATION

WKU lost Niagara, 71-65

1959 -- QUARTERFINALS

Denver lost NYU, 90-81

1965 -- FIRST ROUND

WKU def Fordham, 57-53

QUARTERFINALS

WKU lost Army, 58-54

1980 -- FIRST ROUND

Louisiana-Lafayette def UAB, 74-72

SECOND ROUND

Louisiana-Lafayette def Texas, 77-76

QUARTERFINALS

Louisiana-Lafayette lost Minnesota, 94-73

1982 -- FIRST ROUND

WKU lost Purdue, 72-65

1983 -- FIRST ROUND

New Orleans def LSU, 99-94 (ot)

SECOND ROUND

New Orleans lost Oregon State, 88-71

1984 -- FIRST ROUND

Louisiana-Lafayette def Utah State, 94-92

SECOND ROUND

Louisiana-Lafayette def Weber State, 74-72 (2OT)

QUARTERFINALS

Louisiana-Lafayette def Santa Clara, 97-76

FINAL FOUR SEMIFINALS

Louisiana-Lafayette lost Notre Dame, 65-56

FINAL FOUR CONSOLATION

Louisiana-Lafayette lost Virginia Tech, 71-70

1985 -- FIRST ROUND

Louisiana-Lafayette def Florida, 37-31

SECOND ROUND

Louisiana-Lafayette lost Tennessee, 73-72

1986 -- FIRST ROUND

Middle Tennessee lost Clemson, 99-81

1987 -- FIRST ROUND

UALR def Baylor, 42-41

Arkansas State lost Arkansas, 67-64 (OT)

SECOND ROUND

UALR def Stephen F Austin, 54-48

QUARTERFINALS

UALR def California, 80-73

FINAL FOUR SEMIFINALS

UALR lost LaSalle, 92-73

FINAL FOUR CONSOLATION

UALR lost Nebraska, 76-67 (OT)

1988 -- FIRST ROUND

Arkansas State def Northeast Louisiana, 70-59

New Orleans lost Colorado State, 63-54

Middle Tennessee def Tennessee, 85-80

SECOND ROUND

Arkansas State def Stanford, 60-59

Middle Tennessee def Georgia, 69-59

QUARTERFINALS

Arkansas State lost Colorado State, 64-49

Middle Tennessee lost Boston College, 78-69

1989 -- FIRST ROUND

Arkansas State lost Nebraska, 81-79

New Orleans lost Wisconsin, 63-61

1990 -- FIRST ROUND

New Orleans def JMU, 78-74

SECOND ROUND

New Orleans def Mississippi State, 65-60

QUARTERFINALS

New Orleans lost Vanderbilt, 88-65

1991 -- FIRST ROUND

Arkansas State def Rice, 78-71

SECOND ROUND

Arkansas State def Memphis State, 58-57

QUARTERFINALS

Arkansas State lost Colorado, 81-75



PLAYER OF THE YEAR

YEAR	PLAYER	TEAM
1976-77	Cedric Maxwell	Charlotte
1977-78	Wayne Cooper	New Orleans
1978-79	Rory White	South Alabama
1979-80	James Ray	Jacksonville
1980-81	Ed Rains	South Alabama
1981-82	Oliver Robinson	UAB
1982-83	Charlie Bradley	USF
	Calvin Duncan	VCU
1983-84	Terry Catledge	South Alabama
1984-85	Terry Catledge	South Alabama
1985-86	Kenny Gattison	ODU
1986-87	Tellis Frank	WKU
1987-88	Byron Dinkins	Charlotte
1988-89	Jeff Hodge	South Alabama
1989-90	Chris Gatling	ODU
1990-91	Chris Gatling	ODU
1991-92	Ron Ellis	Louisiana Tech
1992-93	Ervin Johnson	New Orleans
1993-94	Michael Allen	Louisiana-Lafayette
	Jeff Clifton	Arkansas State
1994-95	Chris Robinson	WKU
1995-96	Derek Fisher	UALR
1996-97	Muntrelle Dobbins	UALR
1997-98	Chico Fletcher	Arkansas State
1998-99	Chico Fletcher	Arkansas State
1999-00	Gerrod Henderson	Louisiana Tech
2000-01	Chris Marcus	WKU
2001-02	Hector Romero	New Orleans
2002-03	James Moore	NMSU
2003-04	Mike Wells	WKU
2004-05	Yemi Nicholson	Denver
2005-06	Anthony Winchester	WKU
2006-07	Bo McCalebb	New Orleans
2007-08	Courtney Lee	WKU
2008-09	Orlando Mendez-Valdez	WKU
2009-10	Tyren Johnson	Louisiana-Lafayette
2010-11	Solomon Bozeman	UALR

DEFENSIVE PLAYER OF THE YEAR

YEAR	PLAYER	TEAM
1996-97	Muntrelle Dobbins	UALR
1997-98	Freddy Hicks	Arkansas State
1998-99	Freddy Hicks	Arkansas State
1999-00	Chris Marcus	WKU
2000-01	Chris Marcus	WKU
2001-02	Jason Jennings	Arkansas State
2002-03	Mike Wells	WKU
2003-04	Mike Wells	WKU
2004-05	Vacated	
2005-06	Yemi Nicholson	Denver
2006-07	Sammy Sharp	Troy
2007-08	Bo McCalebb	New Orleans
2008-09	John Fowler	UALR
2009-10	Brett Royster	Florida Atlantic
2010-11	Brett Royster	Florida Atlantic

COACH OF THE YEAR

YEAR	PLAYER	TEAM
1976-77	Lee Rose	Charlotte
1977-78	Butch van Breda Kolff	New Orleans
1978-79	Cliff Ellis	South Alabama
1979-80	Tates Locke	Jacksonville
1980-81	Gene Bartow	UAB
1981-82	Gene Bartow	UAB
1982-83	J.D. Barnett	VCU
1983-84	J.D. Barnett	VCU
1984-85	Gene Bartow	UAB
1985-86	Tom Young	ODU
	Clem Haskins	WKU
1986-87	Murray Arnold	WKU
1987-88	Jeff Mullins	Charlotte
1988-89	Ronnie Arrow	South Alabama
1989-90	Bobby Paschal	USF
1990-91	Ronnie Arrow	South Alabama

All-Time League Honors

1991-92	Marty Fletcher	Louisiana-Lafayette
1992-93	Tim Floyd	New Orleans
1993-94	Matt Kilcullen	Jacksonville
1994-95	Matt Kilcullen	WKU
1995-96	Wimp Sanderson	UALR
1996-97	Tic Price	New Orleans
1997-98	Dickey Nutt	Arkansas State
1998-99	Keith Richard	Louisiana Tech
1999-00	Bob Weltlich	South Alabama
2000-01	Joey Stiebing	New Orleans
2001-02	Dennis Felton	WKU
2002-03	Kermit Davis, Jr.	MT
2003-04	Steve Shields	UALR
2004-05	Terry Carroll	Denver
2005-06	John Pelphrey	South Alabama
2006-07	Orlando Early	Louisiana-Monroe
2007-08	Ronnie Arrow	South Alabama
2008-09	Don Maestri	Troy
2009-10	John Brady	Arkansas State
2010-11	Mike Jarvis	Florida Atlantic

FRESHMAN OF THE YEAR

YEAR	PLAYER	TEAM
1978-79	Jorge Azcoitia	USF
1979-80	Maurice Roulhac	Jacksonville
1980-81	Melvin Johnson	Charlotte
1981-82	Rolando Lamb	VCU
1982-83	Otis Smith	Jacksonville
1983-84	Ronnie Murphy	Jacksonville
1984-85	Clinton Hinton	Charlotte
1985-86	Jeff Hodge	South Alabama
1986-87	Anthony Carver	ODU
1987-88	Sean Byrd	Jacksonville
1988-89	Chris Gatling	ODU
1989-90	Henry Williams	Charlotte
1990-91	Kendrick Warren	VCU
1991-92	Tony Chime	UALR
1992-93	Keith Veney	Lamar
1993-94	Malik Dixon	UALR
	Barry Bowman	Louisiana-Lafayette
1994-95	Reginald Poole	Louisiana-Lafayette
1995-96	Aaron Fox	Jacksonville
1996-97	Derek Smith	Louisiana Tech
1997-98	Tory Walker	New Orleans
1998-99	Derek Robinson	WKU
1999-00	Antonio Meeking	Louisiana Tech
2000-01	James Moore	NMSU
2001-02	Michael Southall	Louisiana-Lafayette
2002-03	Anthony Winchester	WKU
2003-04	Bo McCalebb	New Orleans
2004-05	Courtney Lee	WKU
2005-06	Lekheythan Malone	UALR
2006-07	Elijah Millsap	Louisiana-Lafayette
2007-08	Josh White	UNT
2008-09	Freddy Asprilla	FIU
2009-10	Brandon Reed	Arkansas State
2010-11	Augustine Rubit	South Alabama

NEWCOMER OF THE YEAR (DISCONTINUED)

YEAR	PLAYER	TEAM
1995-96	Lewis Sims	New Orleans
1996-97	DeWaune Wesley	New Orleans
1997-98	Ryan Moss	UALR
1998-99	Craig Jackson	Louisiana Tech
1999-00	Chris Marcus	WKU
2000-01	Nick Rivers	Arkansas State
2001-02	Hector Romero	New Orleans
2002-03	Chris Young	South Alabama
2003-04	Nigel Dixon	WKU
2004-05	Tiras Wade	Louisiana-Lafayette
2005-06	Kendrick Davis	UNT
2006-07	Adrian Banks	Arkansas State
2007-08	Collin Dennis	UNT
2008-09	Richard Delk	Troy

The Sun Belt Conference

Commissioner Wright Waters

The Sun Belt Conference Staff

2011-12 SBC Tournament Bracket

2011-12 SBC Composite Schedule

Sun Belt Conference Record Book



All-Conference Teams									
The Sun Belt Conference	1976-77 FIRST TEAM Joe Mallard JR F USA Lew Massey JR F UNCC Cedric Maxwell SR F UNCC Wayne Cooper JR C UNO George Pendleton SR G GSU SECOND TEAM Melvin Watkins SR G UNCC Kent Glover SR G JU Felton Young JR C JU Nate Mills JR G UNO Cal Glover JR G USF Garry Reese JR G USA								
	1977-78 FIRST TEAM Chad Kinch SO G UNCC Nate Mills SR G UNO Wayne Cooper SR C UNO Lew Massey SR F UNCC James Ray SO F JU SECOND TEAM Garry Reese SR G USA Lonnie Legette JR G USA Ardith Wearren SR C UNO Dave Neiman SR G USF Thomas Ledford SR F USA								
Commissioner Wright Waters	1978-79 FIRST TEAM Rory White SO F USA Kevin King SR F UNCC Lloyd Terry JR F UNO James Ray JR C JU Lonnie Legette SR G USA Chad Kinch JR G UNCC SECOND TEAM Ed Rains SO F USA Larry Spicer JR F UAB Daryl Braden SR F UAB Penny Greene SR G USF Mike Edwards SO G UNO								
	1979-80 FIRST TEAM Ed Rains JR F USA James Ray SR F JU Keith McCord SR C UAB Chad Kinch SR G UNCC Monty Knight SO G VCU SECOND TEAM Larry Spicer SR F UAB Mike Hackett SO F JU Lloyd Terry SR C UNO Edmund Sherod JR G VCU Herb Andrew JR G USA Tony Grier SO G USF								
The Sun Belt Conference Staff	1980-81 FIRST TEAM Ed Rains SR F USA Rory White JR F USA Kenny Stancell JR C VCU Oliver Robinson JR G UAB Tony Grier JR G USF								
	1981-82 FIRST TEAM Mike Hackett SR F JU Bobby Potts SR F UNCC Rory White SR F USA Kenny Stancell SR C VCU Oliver Robinson SR G UAB Phil Ward SR G UNCC SECOND TEAM Chris Giles SR F UAB Vince Reynolds SR F USF Willie Redden SR C USF Maurice Roulhac JR G JU Tony Grier SR G USF Monty Knight SR G VCU								
2011-12 SBC Tournament Bracket	1982-83 FIRST TEAM Charlie Bradley SO F USF Terry Catledge SO F USA Mark West SR C ODU Calvin Duncan SO G VCU Michael Gerren JR G USA SECOND TEAM Melvin Johnson JR F UNCC Cliff Pruitt SR F UAB Otis Smith FR F JU Tony Wilson SR F WKU Jim Grandholm JR C USF Fred Brown SR G VCU Charlie Smith SO G ODU								
	1983-84 FIRST TEAM Terry Catledge JR F USA Charlie Bradley JR F USF Melvin Johnson SR C UNCC Calvin Duncan JR G VCU Ronnie Murphy FR G JU Steve Mitchell SO G UAB SECOND TEAM Otis Smith SO F JU Michael Brown SO F VCU Jim Grandholm SR C USF Mike Schlegel JR C VCU Michael Gerren SR G USA								
2011-12 SBC Composite Schedule	1984-85 FIRST TEAM Terry Catledge SR F USA Charlie Bradley SR F USF Kenny Gattison JR F ODU Steve Mitchell JR G UAB Rolando Lamb SR G VCU								
	1985-86 FIRST TEAM Jerome Mincy SR F UAB Otis Smith SR F JU Kenny Gattison SR F ODU Nicky Jones SR G VCU Steve Mitchell SR G UAB SECOND TEAM Michael Brown SR F VCU Kannard Johnson JR F WKU Mike Milling JR F UNCC Ronnie Murphy SR F JU Billy Gordon SR G WKU Keith Thomas SR G ODU								
Sun Belt Conference Record Book	1986-87 FIRST TEAM Tellis Frank SR F WKU Kannard Johnson SR F WKU Danny Pearson SR F JU Ronnie Murphy SR F JU Jeff Hodge SO G USA SECOND TEAM Phil Stinnie JR F VCU Eddie Collins JR C UAB Tracy Foster SR G UAB Junie Lewis SO G USA James Ponder SR G UAB								
	1987-88 FIRST TEAM Darrell Coleman SR F USF Phil Stinnie SR F VCU Jeff Hodge JR G USA Byron Dinkins JR G UNCC Michael Charles SR G UAB SECOND TEAM Anthony Carver SO F ODU Dan Plondke SR C UNCC Brett McNeal JR G WKU Chris Cheeks JR G VCU Junie Lewis JR G USA								
Sun Belt Conference Record Book	1988-89 FIRST TEAM Chris Cheeks SR G VCU Byron Dinkins SR G UNCC Chris Gatling SO F/G ODU Jeff Hodge SR G USA Brett McNeal SR G WKU SECOND TEAM Dee Brown JR G/F JU Anthony Carver JR F ODU Junie Lewis SR G USA Reginald Turner SR F UAB Henry Williams FR G UNCC								
	1989-90 FIRST TEAM Terry Catledge SR F USA Charlie Bradley SR F USF Kenny Gattison JR F ODU Steve Mitchell JR G UAB Rolando Lamb SR G VCU								



All-Conference Teams

1989-90

FIRST TEAM

Dee Brown	SR	G/F	JU
Anthony Carver	SR	F	ODU
Chris Gatling	JR	C	ODU
Hakim Shahid	SR	C	USF
Henry Williams	SO	G	UNCC

SECOND TEAM

Barry Bearden	SR	G	UAB
Radenko Dobras	SO	G	USF
Andy Kennedy	JR	G/F	UAB
Alan Ogg	SR	C	UAB
Roland Shelton	SR	G	WKU

1990-91

FIRST TEAM

Radenko Dobras	JR	G	USF
Chris Gatling	SR	C	ODU
Andy Kennedy	SR	G/F	UAB
Kendrick Warren	FR	F	VCU
Henry Williams	JR	G	UNCC

SECOND TEAM

Gary Alexander	JR	F	USF
Jack Jennings	JR	F	WKU
Jarvis Lang	FR	F	UNCC
Kevin McDaniels	SR	G	USA
Elbert Rogers	JR	F	UAB

1991-92

Ervin Johnson	JR	C	UNO
Tony Martin	JR	G	UALR
Ron Ellis	SR	F	Tech
Anthony Dade	SR	F	Tech
P.J. Brown	SR	C	Tech
Jack Jennings	SR	F	WKU
Tim Burroughs	SR	C	JU
Marcus Stokes	SR	F	ULL
Samuel Hines	SR	F	USA
Fred Shepherd	JR	F	ASU

1992-93

Ervin Johnson	SR	C	UNO
Darnell Mee	SR	G/F	WKU
Tony Martin	SR	F	UALR
Mark Bell	SR	G	WKU
Michael Allen	JR	G	ULL
Barry Brown	JR	G	JU
Melvin Simon	JR	F	UNO
Jeff Clifton	JR	F	ASU
Cedric Yelding	SR	G	USA
Fred Shepherd	SR	F	ASU
Greg Guy	JR	G	UTPA

1993-94

Michael Allen	SR	G	ULL
Jeff Clifton	SR	F	ASU
Barry Bowman	SR	G	JU
Byron Starks	SR	G	ULL
Atiim Browne	SR	G	Lamar
Melvin Simon	SR	F	UNO
Greg Guy	SR	G	UTPA
Chris Robinson	SO	G/F	WKU
Artemus McClary	SO	F	JU
Gerald Williams	SR	G	UNO
Derrick Hall	SR	G	UALR

1994-95

Derek Fisher	JR	G	UALR
Artemus McClary	JR	F/C	JU
Doug Annison	SO	F	TECH
Chris Robinson	JR	G/F	WKU
Kip Stone	SR	G	JU
Ron Coleman	SO	G	Lamar
Tyrone Garris	JR	G	UNO
Anthony Foster	SR	G	USA
Chris Clay	SR	F	UTPA
Darrin Horn	SR	G	WKU

1995-96

Malik Dixon	JR	G	UALR
Derek Fisher	SR	G	UALR
Tyrone Garris	SR	G	UNO
Chris Manuel	SO	F	ULL
Artemus McClary	SR	F	JU
Mark Neal	JR	F	USA
Chris Robinson	SR	G/F	WKU
Lewis Sims	SR	F	UNO
Conley Verdun	JR	G	ULL
Lucas Wagler	SR	F	Lamar

1996-97

Malik Dixon	SR	G	UALR
MNTrelle Dobbins	SR	F	UALR
Mark Kiehne	SR	F	ASU
Ron Coleman	SR	G	Lamar
Lonnie Cooper	SO	G	TECH
Kwan Johnson	SR	F	UNO
DeWaune Wesley	JR	F	UNO
Mark Neal	SR	F/C	USA
Reginald Poole	JR	F	ULL
Tony Lovan	SR	F	WKU

1997-98

Rico Alderson	SR	F/C	USA
Lonnie Cooper	JR	G	Tech
Chico Fletcher	SO	G	ASU
Tyrone Foster	SR	G	ULL
Casey Green	SR	G	ULL
Larry Jackson	SO	G/F	UTPA
Toby Madison	SR	G	USA
Micah Marsh	SR	G	ASU
Ryan Moss	JR	F	UALR
DeWaune Wesley	SR	F	UNO

1998-99

Alan Barksdale	JR	G	UALR
Raja Bell	SR	F	FIU
Lonnie Cooper	SR	G	Tech
Darrian Evans	SR	F	USA
Chico Fletcher	JR	G	ASU
Antonio Harvey	SR	G	ASU
Craig Jackson	JR	G	Tech
Ryan Moss	SR	F	UALR
Reginald Poole	SR	F	ULL
Lonnie Thomas	SO	F	ULL

1999-2000

Carlos Arroyo	JR	G	FIU
Orlando Butler	JR	G	ULL
Wahhab Carter	SO	F	Denver
Ravonte Dantzler	JR	G	USA
Chico Fletcher	SR	G	ASU
Gerrod Henderson	JR	G	Tech
Craig Jackson	SR	G	Tech
Chris Marcus	SO	C	WKU
Virgil Stanesco	JR	C	USA
Lonnie Thomas	JR	F	ULL

2000-01

Carlos Arroyo	SR	G	FIU
Stan Blackmon	SR	F	UALR
Eric Channing	JR	G	NMSU
Ravonte Dantzler	SR	G	USA
Gerrod Henderson	SR	G	Tech
Jason Jennings	JR	C	ASU
Chris Marcus	JR	C	WKU
Virgil Stanesco	SR	C	USA
Lonnie Thomas	SR	F	ULL
Tory Walker	SR	F	UNO

2001-02

David Boyden	JR	F	WKU
Chris Davis	JR	G	NT
Eric Channing	SR	G	NMSU
Jason Jennings	SR	C	ASU
Anthony Johnson	JR	F	ULL
Lee Nosse	SR	C	MT
Hector Romero	JR	F	UNO
Derek Robinson	SR	G	WKU
Michael Southall	FR	C	ULL
Nick Zachery	SO	G	UALR

HONORABLE MENTION

Tommy Gunn	SO	G	MT
Taurance Johnson	FR	F	FIU
James Moore	SO	F	NMSU
Sherman Rochell	SR	F	Den
Demetrice Williams	JR	G	USA

2002-03

FIRST TEAM

Chris Davis	SR	G	NT
Tommy Gunn	JR	G	MT
James Moore	JR	F	NMSU
Hector Romero	SR	F	UNO
Patrick Sparks	SO	G	WKU

SECOND TEAM

Brad Boyd	JR	G	ULL
David Boyden	SR	F	WKU
Jibrahn Ike	SR	G	UALR
Michael Southall	SO	C	ULL
Brett Starkey	JR	C	Den

HONORABLE MENTION

Eulis Baez	JR	F	FIU
Anthony Johnson	SR	F	ULL
William Pippen	SR	F	MT
Mike Wells	SR	G	WKU
Demetrice Williams	SR	G	USA

The Sun Belt Conference

Commissioner Wright Waters

The Sun Belt Conference Staff

2011-12 SBC Tournament Bracket

2011-12 SBC Composite Schedule

Sun Belt Conference Record Book

All-Conference Teams

The Sun Belt Conference

2003-04**FIRST TEAM**

Nigel Dixon	SR	C	WKU
Tommy Gunn	SR	G	MT
J.J. Montgomery	JR	G	ASU
James Moore	SR	F	NMSU
Mike Wells	SR	G	WKU

SECOND TEAM

Erik Benzel	SR	G	Denver
Laurie Bridges	SR	G	ULL
Mike Dean	JR	G	MT
Leonard Hopkins	JR	G	NT
Dewarick Spencer	JR	G	ASU

HONORABLE MENTION

Brandon Freeman	JR	G	UALR
Brian Hamilton	JR	F	ULL
Shawnson Johnson	SR	F	NT
Antoine Landry	SR	G	ULL
Bo McCalebb	FR	G	UNO

Commissioner Wright Waters

2004-05**FIRST TEAM**

Ivan Almonte	JR	F	FIU
Bo McCalebb	SO	G	UNO
Yemi Nicholson	JR	C	Denver
Tiras Wade	JR	G	ULL
Anthony Winchester	JR	G	WKU

SECOND TEAM

Brandon Freeman	SR	G	UALR
Brian Hamilton	SR	F	ULL
Leonard Hopkins	SR	G	NT
Dewarick Spencer	SR	G	ASU

THIRD TEAM

Rodney Billups	SR	G	Denver
Michael Cuffee	SR	G/F	MT
Mike Dean	SR	G	MT
Mario Jointer	JR	G	USA
J.J. Montgomery	SR	G	ASU

The Sun Belt Conference Staff

2005-06**FIRST TEAM**

Bobby Dixon	SR	G	TROY
Courtney Lee	SO	G/F	WKU
Dwayne Mitchell	SR	G	ULL
Yemi Nicholson	SR	C	Denver
Anthony Winchester	SR	G	WKU

SECOND TEAM

Ivan Almonte	SR	F	FIU
Kendrick Davis	JR	G	NT
Mario Jointer	SR	G	USA
Michael Southall	SR	C	ULL
Dereke Tipler	SR	G	ASU

THIRD TEAM

Rashad Jones-Jennings	JR	F	UALR
Richard Law	SR	F	USA
Jaime McNeilly	JR	G	UNO
Zack Wright	JR	G	UALR
Adam Vogelsberg	JR	G	MT

2011-12 SBC Tournament Bracket

2011-12 SBC Composite Schedule

Sun Belt Conference Record Book

2006-07**FIRST TEAM**

Rashad Jones-Jennings	SR	F	UALR
Adrian Banks	JR	G	ASU
Bo McCalebb	JR	G	UNO
Demetric Bennett	JR	G	USA
Courtney Lee	JR	G/F	WKU

SECOND TEAM

Isaac Wells	JR	F	ASU
Carlos Monroe	SO	F	FAU
DeAndre Rice	SR	G	FAU
Alex Galindo	SO	F	FIU
Ernest Little	JR	F	USA

THIRD TEAM

David Dees	JR	G	ULL
Tony Hooper	SO	G	ULM
Kevin Kanaskie	SO	G	MT
Daon Merritt	JR	G	USA
Calvin Watson	SR	G	NT

2007-08**FIRST TEAM**

Carlos Monroe	JR	F	FAU
Desmond Yates	SO	F	MT
Bo McCalebb	SR	G	UNO
Demetric Bennett	SR	G	USA
Courtney Lee	SR	G/F	WKU

SECOND TEAM

Collin Dennis	JR	G	NT
Josh White	FR	G	NT
Daon Merritt	SR	G	USA
O'Darien Bassett	SR	G	TROY
Tyrone Brazelton	SR	G	WKU

THIRD TEAM

Ryan Wedel	SO	G	ASU
Alex Galindo	JR	F	FIU
Russell Hicks	JR	C	FIU
Brandon Davis	JR	F	USA
Domonic Tilford	JR	G	USA

2008-09**FIRST TEAM**

Shane Edwards	SR	F	UALR
Nate Rohnert	JR	G/F	DENVER
Desmond Yates	JR	F	MT
Brandon Hazzard	JR	G	TROY
Orlando Mendez-Valdez	SR	G	WKU

SECOND TEAM

Paul Graham III	SR	G	FAU
Domonic Tilford	SR	G	USA
Brandon Davis	SR	F	USA
Richard Delk	JR	G	TROY
AJ Slaughter	JR	G	WKU

THIRD TEAM

Freddy Asprilla	FR	C	FIU
Kyndall Dykes	SR	F	UNO
Eric Tramiel	JR	F	NT
DeAndre Coleman	SR	F	USA
Michael Vogler	JR	G	TROY

2009-10**FIRST TEAM**

Brandon Hazzard	SR	G	TROY
Tyren Johnson	SR	F	ULL
Nate Rohnert	SR	G/F	DENVER
AJ Slaughter	SR	G	WKU
Desmond Yates	SR	F	MT

SECOND TEAM

George Odufuwa	JR	F	NT
Steffphon Pettigrew	JR	F	WKU
Brandon Reed	FR	G	ASU
Michael Vogler	SR	G	TROY
Tim Williams	JR	G	USA

THIRD TEAM

Greg Gantt	FR	G	FAU
Ray Taylor	FR	G	FAU
Tristan Thompson	JR	G	NT
Eric Tramiel	SR	F	NT
Josh White	JR	G	NT

2010-11**FIRST TEAM**

Solomon Bozeman	SR	G	UALR
Raymond Taylor	SO	G	FAU
Tristan Thompson	SR	G	NT
Sergio Kerusch	SR	F	WKU
Steffphon Pettigrew	SR	F	WKU

SECOND TEAM

Martavius Adams	JR	G	ASU
Chase Hallam	SO	G	DENVER
Greg Gantt	SO	G	FAU
J.J. Thomas	FR	F	ULL
James Washington	SR	G	MT

THIRD TEAM

Donald Boone	SR	G	ASU
Brett Royster	SR	F	FAU
Travis Bureau	SR	F	ULL
Augustine Rubit	RS-FR	C	USA
Will Weathers	SO	G	TROY



Sun Belt Weekly Honors

1977-78

D11	Wayne Cooper, UNO
D18	Cal Glover, USF
D25	Donnie Taylor, JU
J2	Low Massey, UNCC
J9	Kevin King, UNCC
J16	Ron Anthony, JU
J23	Chad Kinch, UNCC
J30	Low Massey, UNCC
F6	Wayne Cooper, UNO
F13	Low Massey, UNCC
F20	Wayne Cooper, UNO

1978-79

D4	James Ray, JU
D11	Chad Kinch, UNCC
D18	Daryl Braden, UAB
J1	James Ray, JU
J8	Mike Edwards, UNO
J15	Rory White, USA
J22	Rory White, USA
J29	Penny Greene, USF
F5	John Bennett, USA
F12	Lloyd Terry, UNO

1979-80

D3	Ed Rains, USA
D10	Glenn Marcus, UAB
D17	Chad Kinch, UNCC
D23	James Ray, JU
D31	Monty Knight, VCU
J7	Ed Rains, USA
J14	Steve Tutson, JU
J21	James Ray, JU
J28	Keith McCord, UAB
F4	Chad Kinch, UNCC
F11	Ed Rains, USA

1980-81

D7	Rory White, USA
D14	Monty Knight, VCU
D21	Phil Ward, UNCC
J4	Tony Grier, USF
J11	Rory White, USA
J18	Willie Redden, USF
J25	Edmund Sherod, VCU
F1	Oliver Robinson, UAB
F8	Ed Rains, USA
F15	Kenny Stancell, VCU
F22	Ed Rains, USA

1981-82

N30	Oliver Robinson, UAB
N30	Willie Redden, USF
D7	Mike Hackett, JU
D14	Bobby Potts, UNCC
D21	Tony Grier, USF
J10	Chris Giles, UAB
J17	Kenny Stancell, VCU
J24	Mike Hackett, JU
J31	Calvin Duncan, VCU
F7	Oliver Robinson, UAB
F14	Oliver Robinson, UAB
F14	Mike Hackett, JU

1982-83

D4	Tony Wilson, WKU
D11	Charlie Bradley, USF
D18	Michael Brown, VCU
J1	Bobby Jones, WKU
J8	Charlie Bradley, USF
J15	Melvin Johnson, UNCC
J22	Lex Drum, UAB
J29	Mark West, ODU
F5	Michael Gerren, USA
F12	Calvin Duncan, VCU
F19	Mark West, ODU
F19	Fred Brown, VCU
F26	Terry Catledge, USA

1983-84

D4	Jerome Mincy, UAB
D11	Terry Catledge, USA
D18	Melvin Johnson, UNCC
D31	Terry Catledge, USA
J7	Charlie Bradley, USF
J14	Keith Thomas, ODU
J21	Michael Brown, VCU
J28	Steve Mitchell, UAB
F4	Michael Gerren, USA
F4	Jim Grandholm, USF
F11	Mark Davis, ODU
F18	Kannard Johnson, WKU
F25	Charlie Bradley, USF

1984-85

D2	Terry Catledge, USA
D9	Rolando Lamb, VCU
D16	Charlie Bradley, USF
D30	Kenny Gattison, ODU
D30	Kannard Johnson, WKU
J6	Steve Mitchell, UAB
J13	Leroy Smith, UNCC
J20	Terry Catledge, USA
J27	Darryl Patterson, USF
F2	Calvin Duncan, VCU
F9	Kenny Gattison, ODU
F16	Rolando Lamb, VCU
F23	Steve Mitchell, UAB

1985-86

D1	Nicky Jones, VCU
D8	Kannard Johnson, WKU
D15	Kenny Gattison, ODU
D29	Martin Teal, USF
J5	Otis Smith, JU
J12	Steve Mitchell, UAB
J19	Keith Thomas, ODU
J26	Nicky Jones, VCU
F2	Ronnie Murphy, JU
F9	Mike Milling, UNCC
F16	Otis Smith, JU
F23	Kenny Gattison, ODU

1986-87

D7	Tellis Frank, WKU
D14	Tracy Foster, UAB
D21	Ronnie Murphy, JU
J4	Eddie Collins, UAB
J11	Pete Strayhorn, VCU
J18	Danny Pearson, JU
J25	Jeff Hodge, USA
F1	Tellis Frank, WKU
F8	Tellis Frank, WKU
F15	Bruce Allen, VCU
F22	Ronnie Murphy, JU

1987-88

D6	Phil Stinnie, VCU
D13	Byron Dinkins, UNCC
D20	Phil Stinnie, VCU
D27	Troy Mundine, JU
J3	Jeff Hodge, USA
J10	Darrin McDonald, ODU
J17	Brett McNeal, WKU
J24	Junie Lewis, USA
J30	Chris Cheeks, VCU
F7	Michael Charles, UAB
F14	Byron Dinkins, UNCC
F21	Junie Lewis, USA
F28	Darrell Coleman, USF

1988-89

D2	Jeff Hodge, USA
D10	Brett McNeal, WKU
D17	Hakim Shahid, USF
J1	Henry Williams, UNCC
J8	Chris Gatling, ODU
J15	*Chris Cheeks, VCU
J21	Henry Williams, UNCC
J28	Chris Cheeks, VCU
F5	Reggie Law, JU
F11	Chris Gatling, ODU
F18	Brett McNeal, WKU
F25	Reginald Turner, UAB

1989-90

D4	Hakim Shahid, USF
D11	Alan Ogg, UAB
D18	Martin Henlan, VCU
J2	Hakim Shahid, USF
J8	Chris Gatling, ODU
J15	Derek Turner, USA
J22	Andy Kennedy, UAB
J29	Roland Shelton, WKU
F9	Neil Smith, USA
F12	Darrin McDonald, ODU
F19	Dee Brown, JU
F26	Henry Williams, UNCC

1990-91

D3	Jarvis Lang, UNCC
D10	Tim Burroughs, JU
D17	Henry Williams, UNCC
J2	Marvin Taylor, USF
J7	Andy Kennedy, UAB
J14	Kendrick Warren, VCU
J21	Henry Williams, UNCC
J28	The USA Bench
F4	Chris Gatling, ODU
F11	Chris Gatling, ODU
F18	Kevin McDaniels, USA
F25	Radenko Dobras, USF

1991-92

D1	Tim Burroughs, JU
D8	Mark Bell, WKU
D15	Ron Ellis, TECH
D22	Samuel Hines, USA
J5	Derek Turner, USA
J12	Ervin Johnson, UNO
J19	Tony Martin, UALR
J27	Todd Hill, USL
F2	Ron Ellis, TECH
F10	Eric Brown, TECH
F16	Harold Thompson, WKU
F23	Mark Bell, WKU

1992-93

D6	Darnell Mee, WKU
D13	Michael Allen, USL
D20	Greg Guy, UTPA
J3	Ervin Johnson, UNO
J10	Jeff Clifton, ASU
J17	Darnell Mee, WKU
J25	Greg Guy, UTPA
F1	Keith Veney, LU
F8	Keith Veney, LU
F15	Tony Martin, UALR
F22	Ervin Johnson, UNO
F29	Charlie Burke, USA

1993-94

D6	Willie Fisher, JU
D13	Chris Robinson, WKU
D20	Jeff Clifton, ASU
J3	Melvin Simon, UNO
J10	Michael Allen, USL
J17	Michael Allen, USL
J24	Jeff Clifton, ASU
J31	Jeff Clifton, ASU
F7	Artemus McClary, JU
F14	Michael Allen, USL
F21	Tony Madison, UNO
F28	Atim Browne, LU

The Sun Belt Conference

Commissioner Wright Waters

The Sun Belt Conference Staff

2011-12 SBC Tournament Bracket

2011-12 SBC Composite Schedule

Sun Belt Conference Record Book



Sun Belt Weekly Honors

The Sun Belt Conference

1994-95

D5	Artemus McClary, JU
D12	Ron Coleman, LU
D19	Tyrone Garriss, UNO
J3	Chris Clay, UTPA
J9	Doug Annisson, TECH
J16	Kip Stone, JU
J23	Darrin Horn, WKU
J30	Derek Fisher, UALR
F6	Jermaine Spivey, UNO
F13	Russell McCutcheon, USA
F20	Chris Robinson, WKU
F27	Michael McDonald, UNO

1995-96

D4	Conley Verdun, USL
D11	Derek Fisher, UALR
D18	Jason Wright, UNO
J8	Muntrelle Dobbins, UALR
J15	Lewis Sims, UNO
J22	Michael Fralix, WKU
J29	Malik Dixon, UALR
F5	Artemus McClary, JU
F12	Conley Verdun, USL
F19	Jermaine Spivey, UNO
F26	Russell McCutcheon, USA

1996-97

D2	John Knox, JU
D9	Malik Dixon, UALR
D15	Bernd Volcic, UNO
J6	Kwan Johnson, UNO
J13	Mark Kiehne, ASU
J20	Rico Alderson, USA
J27	Bebop Walker, ASU
F3	DeWaune Wesley, UNO
F10	Ron Coleman, LU
F17	Johnny Miller, TECH
F24	Jabari Myles, ASU

1997-98

D1	Casey Green, USL
D8	Ryan Moss, UALR
D15	DeWaune Wesley, UNO
J5	Rico Alderson, USA
J12	Chico Fletcher, ASU
J19	Corey Brown, UNO
J26	Ronald Nunnery, LU
F2	Chico Fletcher, ASU
F9	Lonnie Cooper, TECH
F16	Darrian Evans, USA
F23	Rico Alderson, USA

1998-99

N30	C.J. Pepper, ASU
D7	Chris Green, UALR
D14	Chico Fletcher, ASU
J4	Raja Bell, FIU
J11	Craig Jackson, TECH
J18	Darrian Evans, USA
J25	Ryan Moss, UALR
F1	Darrian Evans, USA
F8	Curtis Williams, TECH
F15	Chico Fletcher, ASU
F22	Gerrod Henderson, Tech

1999-2000

N29	Jababhi Brown, FIU
D6	Gerrod Henderson, Tech
D13	Lee Lampley, WKU
D20	Stan Blackmon, UALR
J3	B.J. Pratt, DEN
J10	Tory Walker, UNO
J17	Virgil Stanesco, USA
J24	C.J. Pepper, ASU
J31	Chris Marcus, WKU
F7	Wahhab Carter, DEN
F14	Gerrod Henderson, Tech
F21	Chico Fletcher, ASU
F28	Carlos Arroyo, FIU

2000-01

N27	Virgil Stanesco, USA
D4	Marco Cole, Tech
D11	Chris Marcus, WKU
D18	B.J. Pratt, DEN
J1	Mike Wells, WKU
J8	Gerrod Henderson, Tech
J15	Virgil Stanesco, USA
J22	Laverne Smith, UALR
J29	Tory Walker, UNO
F5	Jason Jennings, ASU
F12	Stan Blackman, UALR
F19	Eric Channing, NMSU
F26	Anthony Johnson, ULL

2001-02

N19	Chris Marcus, WKU
N26	Eric Channing, NMSU
D3	Nick Zachery, UALR
D10	William Phippen, MT
D17	Michael Southall, ULL
D24	Hector Romero, UNO
D31	Mark Green, UALR
J7	James Moore, NMSU
J14	Lee Nosse, MT
J21	Chris Davis, NT
J28	Michael Southall, ULL
F4	Eric Channing, NMSU
F11	David Boyden, WKU
F18	Anthony Johnson, ULL
F25	Chris Marcus, WKU

2002-03

N26	Brad Boyd, ULL
D3	Mike Wells, WKU
D10	Johnell Smith, UNO
D16	James Moore, NMSU
D23	Chris Young, USA
D30	Chris Davis, NT
J6	William Phippen, MT
J13	Brett Starkey, DEN
J20	Patrick Sparks, WKU
J27	Jibrahn Ike, UALR
F3	Laurie Bridges, ULL
F10	Michael Southall, ULL
F17	Brett Starkey, DEN
F24	Patrick Sparks, WKU
M3	James Moore, NMSU

2003-04

N25	J.J. Montgomery, ASU
D1	Chris Young, USA
D8	Duane John, NMSU
D15	Zeljko Zupic, DEN
D22	Shawnson Johnson, NT
D29	Nigel Dixon, WKU
J5	Antoine Landry, ULL
J12	Brandon Freeman, UALR
J19	Malerick Bedden, USA
J26	Leonard Hopkins, NT
F2	Brian Hamilton, ULL
F9	Laurie Bridges, ULL
F16	Antonio Haynes, WKU
F23	Rafael DaSilva, FIU
M3	Dewarick Spencer, ASU

2004-05

N23	Brandon Freeman, UALR
N30	Anthony Winchester, WKU
D7	Erik Benzel, Denver
D14	Junior Matias, FIU
D21	Tiras Wade, ULL
D28	Antonio Porch, Denver
J4	Bo McCalebb, UNO
J11	Anthony Winchester, WKU
J18	Zack Wright, UALR
J25	Yemi Nicholson, Denver
F1	Brian Hamilton, ULL
F8	Yemi Nicholson, Denver
F15	Yemi Nicholson, Denver
F22	Richard Hardman, UALR
M1	Ivan Almonte, FIU

2005-06

N22	Yemi Nicholson, Denver
N29	Anthony Winchester, WKU
D6	Ivan Almonte, FIU
D13	Maurice Barksdale, ULL
D20	Rashad Jones-Jennings, UALR
J3	Bobby Dixon, Troy
J10	Yemi Nicholson, Denver
J17	Isaac Hines, UNT
J24	Bobby Dixon, Troy
J31	Yemi Nicholson, Denver
F7	Dereke Tipler, ASU
F14	Anthony Winchester, WKU
F23	Yemi Nicholson, Denver
F28	Jeramie Davis, New Orleans

2006-07

N14	Bo McCalebb, UNO
N21	Courtney Lee, WKU
N28	Rashad Jones-Jennings, UALR
D5	David Dees, ULL
D12	Courtney Lee, WKU
D19	Bo McCalebb, UNO
J8	Rashad Jones-Jennings, UALR
J15	Adrian Banks, ASU
J22	Ernest Little, USA
J29	DeAndre Rice, FAU
F5	DeAndre Rice, FAU
F12	Jamie McNeilly, UNO
F19	Carlos Monroe, FAU
F26	Adrian Banks, ASU

2007-08

N13	Courtney Lee, WKU
N20	Josh White, UNT
N27	Courtney Lee, WKU
D4	Tony Hooper, ULM
D11	Josh White, UNT
D18	Demetric Bennett, USA
J7	O'Darien Bassett, Troy
J14	Collin Dennis, UNT
J21	Bo McCalebb, UNO
J28	Courtney Lee, WKU
F4	Bo McCalebb, UNO
F11	Desmond Yates, MT
F18	Bo McCalebb, UNO
F25	Collin Dennis, UNT
M3	Demetric Bennett, USA

2008-09

N11	Brandon Davis, USA
N25	Russell Hicks, FIU
D2	AJ Slaughter, WKU
D9	Tristan Thompson, NT
D16	Desmond Yates, MT
J5	Orlando Mendez-Valdez, WKU
J12	Donald Boone, ASU
J19	Freddie Asprilla, FIU
J26	Sergio Kersch, WKU
J26	Nate Rohnert, Denver
F2	Brandon Hazzard, Troy
F9	Brandon Hazzard, Troy
F16	Brandon Hazzard, Troy
F23	Sergio Kersch, WKU
M2	Adam McCoy, North Texas

2009-10

N17	A.J. Slaughter, WKU
N24	Billy Humphrey, UNO
D2	Nate Rohnert, Denver
D8	Brandon Hazzard, Troy
D15	A.J. Slaughter, WKU
D22	Andrew Hooper, Denver
J4	Tim Williams, USA
J11	Nate Rohnert, Denver
J18	Steffphon Pettigrew, WKU
J25	Desmond Yates, MTSU
F1	Brandon Reed, ASU
F8	Tyren Johnson, ULL
F15	Martino Brock, USA
F22	A.J. Slaughter, WKU
M1	Sergio Kersch, WKU

2010-11

N16	Juan Pattillo, WKU
N23	Josh White, NT
N30	Juan Pattillo, WKU
D7	Tristan Thompson, NT
D14	Hugh Mingo, ULM
D21	Raymond Taylor, FAU
J4	Trey Finn, ASU
J10	Will Weathers, Troy
J17	Vernon Taylor, Troy
J24	Tristan Thompson, NT
J31	Sergio Kersch, WKU
F7	Greg Gantt, FAU
F14	Travis Lee, Troy
F21	J.J. Thomas, ULL
M3	Augustine Rubit, USA

Commissioner Wright Waters

The Sun Belt Conference Staff

2011-12 SBC Tournament Bracket

2011-12 SBC Composite Schedule

Sun Belt Conference Record Book



Sun Belt All-Academic Teams

From 1984-91, the Sun Belt honored all student-athletes who achieved a 3.0 GPA on the Academic **HONOR ROLL**. (*denotes those named to the All-Academic Team, as voted by the league's faculty representatives – min. 3.0 GPA)

From 1991-97, the Sun Belt recognized all student-athletes who achieved a 3.0-or-better GPA on the **COMMISSIONER'S LIST**.

In 1998, the **COMMISSIONER'S LIST** was changed to recognize student-athletes who achieved a 3.5-or-better GPA for the academic year. The Academic **HONOR ROLL** recognized those with a 3.0-or-better GPA. (^ denotes 4.0 GPA).

1984-85	
Murray Bartow	UAB
Michael Bourke	Charlotte
*Tom Terrell	Jacksonville
*Tommy Tonelli	USF
Steve Trax	ODU
Matthew White	ODU
Scott Wissel	Charlotte
John Worsowicz	Jacksonville

1985-86	
David Carlyle	ODU
James McNary	WKU
*Tom Terrell	Jacksonville
*Tommy Tonelli	USF
Steve Trax	ODU
John Worsowicz	Jacksonville

1986-87	
Mark Flamme	USF
*Alan Kortokrax	South Alabama
Dee Pritchett	ODU

1987-88	
*Bobby Champagne	South Alabama
Mark Flamme	USF
Dee Pritchett	ODU

1988-89	
Scott Boley	WKU
*Andre Crenshaw	USF
Mark Flamme	USF
Andy Kennedy	UAB
Dee Pritchett	ODU
Chris Risey	USF

1989-90	
Scott Boley	WKU
Rich Burns	WKU
Cyril Cox	ODU
Andre Crenshaw	USF
*Radenko Dobras	USF
Will Gregory	WKU
Andy Kennedy	UAB
Jack Kramer	UAB
Benny Moss	Charlotte
Dee Pritchett	ODU
Chris Risey	USF
Scott Weinstein	VCU

1990-91	
Scott Boley	WKU
Rich Burns	WKU
Radenko Dobras	USF
Will Gregory	WKU
Benny Moss	Charlotte
Chris Risey	USF
Scott Weinstein	VCU

1991-92	
David Bass	Arkansas State
Jason Eitutus	WKU
Darrin Horn	WKU

Ashley Landers	Louisiana-Lafayette
Brian Reaves	Arkansas State
Wesley Russell	Jacksonville
Bob Sahr	UALR
Kent Shafer	Jacksonville
Paco Siller	UTPA
Robert Smith-Lee	Arkansas State
Mark Spradling	Louisiana Tech
Harold Thompkins	WKU
Paul Turlais	Arkansas State

1992-93	
David Bass	Arkansas State
Aaron Clauson	Lamar
Jay Cook	Arkansas State
Reggie Garrett	New Orleans
Russ Harris	Louisiana-Lafayette
Darrin Horn	WKU
Josh Krieger	Jacksonville
Darren Laiche	New Orleans
Brian Reaves	Arkansas State
Alex Rodriguez	UALR
Kent Shafer	Jacksonville

1993-94	
Doug Anison	Louisiana Tech
David Bass	Arkansas State
Malik Dixon	UALR
Darrin Horn	WKU
Josh Krieger	Jacksonville
James Perrin	Lamar
Antonio Robinson	Louisiana Tech
Reggie Robinson	UALR
Bryan Storey	UTPA

1994-95	
Scott Albritton	Louisiana Tech
David Bass	Arkansas State
Glen Brown	Jacksonville
Kyle Chapman	WKU
Joshua Danos	Louisiana Tech
Bradford Divine	WKU
Mark Eck	Lamar
Greg Glass	WKU
Darrin Horn	WKU
Micah Marsh	Arkansas State
James Perrin	Lamar
Leo Saucedo	UTPA
Geoffrey Starks	UALR
Lucas Wagler	Lamar

1995-96	
Scott Albritton	Louisiana Tech
Glen Brown	Jacksonville
^ Kyle Chapman	WKU
Brad Divine	WKU
Michael Fralix	WKU
Josh Krieger	Jacksonville
Micah Marsh	Arkansas State
^ Walker McDonald	Louisiana Tech
Travis Ritz	Jacksonville
Rene Salomao	UTPA
Joe Stavitzke	Arkansas State

Joe Stephens	UALR
Matt Sundblad	Lamar
Lucas Wagler	Lamar

1996-97	
Keli'i Bandmann	UTPA
Glen Brown	Jacksonville
Kyle Chapman	WKU
Brad Divine	WKU
Jason Hamm	South Alabama
Mark Kiehne	Arkansas State
Josh Krieger	Jacksonville
Toby Madison	South Alabama
Micah Marsh	Arkansas State
Walker McDonald	Louisiana Tech
Joe Pearson	Arkansas State
Brandon Peterson	South Alabama
Boris Primorac	Jacksonville
Lalo Rios	UTPA
Derek Smith	Louisiana Tech
Matt Sundblad	Lamar
Bernd Volcic	New Orleans

1997-98	
COMMISSIONER'S LIST	
Kareem Abdul-Jabbar	WKU
^ Keli'i Bandmann	UTPA
Chris Drew	Jacksonville
Toby Madison	South Alabama
^ Walker McDonald	Louisiana Tech
Boris Primorac	Jacksonville
^ Matt Sundblad	Lamar
Wes Wagner	Arkansas State

HONOR ROLL	
Glen Brown	Jacksonville
Kyle Chapman	WKU
Dusty Dubbs	South Alabama
Clayton Dye	South Alabama
Jason Hamm	South Alabama
John Knox	Jacksonville
Micah Marsh	Jacksonville
Ryan Moss	UALR
Ivan Ostarcevic	UTPA
Lalo Rios	UTPA

1998-99	
COMMISSIONER'S LIST	
Kareem Abdul-Jabbar	WKU
Marcus Carreno	FIU
Clayton Dye	South Alabama
^ Walker McDonald	Louisiana Tech
Norman Stewart	Arkansas State

HONOR ROLL	
Alan Barksdale	UALR
Derrick Bryant	UALR
Kyle Chapman	WKU
Leinad Cross	FIU
Josh Hotz	South Alabama
James Joseph	UALR
Ben Mauck	WKU
Nashon McPherson	WKU
Luis Rivas	Arkansas State
Casey Simpson	WKU

1999-2000	
COMMISSIONER'S LIST	
Brian Allenspach	WKU
Alan Barksdale	UALR
^ Branden Byrd	Arkansas State
Ty Church	Denver
Brett Meliet	New Orleans

The Sun Belt Conference

Commissioner Wright Waters

The Sun Belt Conference Staff

2011-12 SBC Tournament Bracket

2011-12 SBC Composite Schedule

Sun Belt Conference Record Book

Sun Belt All-Academic Teams

The Sun Belt Conference

Josh Sokolowicz	Arkansas State
^Brett Starkey	Denver
Tom Starkey	Denver
Kolin Weaver	Arkansas State

HONOR ROLL

Tony Brown	Arkansas State
Derrick Bryant	UALR
William Copeland	FIU
Alex Finger	UALR
Fab Fisher	FIU
Joshua Hotz	South Alabama
Davey Jones	Louisiana Tech
Nashon McPherson	WKU
Karelius Paul	Louisiana Tech
B.J. Pratt	Denver
Jerry Reid	UALR
Luis Rivas	Arkansas State
James Rosser	Arkansas State
Karel Rosario	FIU
Steve Simmons	Denver
Tyrone Turner	Denver

Commissioner Wright Waters

2000-01**COMMISSIONER'S LIST**

Wes Allen	North Texas
Alan Barksdale	UALR
Eric Channing	New Mexico State
Ryan Goral	Denver
Mikko Noopila	New Mexico State
Steve Simmons	Denver
Brett Starkey	Denver

HONOR ROLL

Javier Cuenca	FIU
Chris Davis	North Texas
Nathan Eisert	WKU
Fab Fisher	FIU
Jeremy McFall	North Texas
Nashon McPherson	WKU
Josh Richardson	North Texas
Michael Ritchie	North Texas
Tyrone Turner	Denver
Kolin Weaver	Arkansas State
Jacob Yancey	UALR

The Sun Belt Conference Staff

2011-12 SBC Tournament Bracket

2001-02**COMMISSIONER'S LIST**

Erik Benzel	Denver
Ryan Goral	Denver
Brett Starkey	Denver
Johnathan Douglas	Middle Tennessee
Eric Channing	New Mexico State
Bryant Funston	New Mexico State
Matt Forget	South Alabama
Ben Sormonte	South Alabama

HONOR ROLL

Nicholas Jones	UALR
Josh Sokolowicz	Arkansas State
Evgueni Sokolov	Arkansas State
Kolin Weaver	Arkansas State
Tyrone Turner	Denver
Adam Warren	Denver
Rodrigo Viegas	FIU
David Bonney	New Mexico State
David Trammel	New Mexico State
Kyle Buggs	New Orleans
Wesley Allen	North Texas
Russell Chiles	North Texas
Justin White	South Alabama
Tremain Rowles	WKU
Patrick Sparks	WKU

2011-12 SBC Composite Schedule

Sun Belt Conference Record Book

2002-03**COMMISSIONER'S LIST**

Kimmo Muurinen	UALR
Josh Hansen	Denver
Brett Seger	Denver
Brett Starkey	Denver
Zeljko Zupic	Denver
Rodrigo Viegas	FIU
Chris Cucchiara	Louisiana-Lafayette
Bryant Funston	New Mexico State
Lance Boxell	North Texas
Chris Davis	North Texas
Scott Roniger	North Texas
Ramon Stewart	South Alabama
Patrick Sparks	WKU

HONOR ROLL

Josh Sokolowicz	Arkansas State
Evgueni Sokolov	Arkansas State
Erik Benzel	Denver
Ryan Goral	Denver
B.J. Pratt	Denver
Carlos Fernandez	FIU
Alfred O'Keith Conner	Middle Tennessee
Jonathan Douglas	Middle Tennessee
Derek Glasper	Middle Tennessee
Leigh Harlem	Middle Tennessee
Bryant Mitchell	Middle Tennessee
Stephen Russell	Middle Tennessee
David Bonney	New Mexico State
Earl Calloway	New Mexico State
Kyle Buggs	New Orleans
Russell Chiles	North Texas
Arthur Harris	North Texas
Richard Law	South Alabama
Larry Thompson	South Alabama
Justin White	South Alabama
David Boyden	WKU

2003-04**COMMISSIONER'S LIST**

Tyler King	Arkansas State
Erik Benzel	Denver
Ryan Goral	Denver
Brett Seger	Denver
Brett Starkey	Denver
Zeljko Zupic	Denver
Steven Thomas	Middle Tennessee
David Bonney	New Mexico State
Bryant Funston	New Mexico State

HONOR ROLL

Kimmo Muurinen	UALR
Michael Podgeon	UALR
Evgueni Sokolov	Arkansas State
Sheldon Bailey	FIU
Belco Bamba	FIU
Warren Gale	FIU
Adam James	Louisiana-Lafayette
Ross Mouton	Louisiana-Lafayette
Kyle Buggs	New Orleans
Aaron Davenport	WKU
Joshua Higgins	WKU
Michael Wells	WKU

2004-05**COMMISSIONER'S LIST**

Josh Jacobs	UALR
Tyler King	Arkansas State
Erik Benzel	Denver
Dan Gibbons	Denver
Brett Seger	Denver
Ty Rogers	WKU

HONOR ROLL

Richard Hardman	UALR
Brandon Nichols	UALR
Evgueni Sokolov	Arkansas State
Dereke Tipler	Arkansas State
Brian Brown	Denver
Terrence Gordon	Denver
David Kummer	Denver
Radhames Almonte	FIU
Harry Lum	FIU
Adam James	Louisiana-Lafayette
Tiras Wade	Louisiana-Lafayette
William Chandler Knox	Middle Tennessee
Joshua Kyle Young	Middle Tennessee
Marqus Mitchell	North Texas
Demetric Bennett	South Alabama
Stephen Cowherd	South Alabama

2005-06**COMMISSIONER'S LIST**

Tyler King	Arkansas State
Brian Brown	Denver
Alexander Cox	Denver
Brian Giometti	Denver
Terrence Gordon	Denver
Brett Seger	Denver
Radhames Almonte	FIU
Marlon Bright	FIU
Adam James	Louisiana-Lafayette
Kyle Young	Middle Tennessee
Steven Cowherd	South Alabama

HONOR ROLL

De'Andre Eggins	UALR
Brandon Ballard	Arkansas State
Jeremy Rogers	Arkansas State
Derek Tipler	Arkansas State
Kyle Wray	Arkansas State
David Kummer	Denver
Steven Wetrich	Denver
Joseph Cantes	FIU
Alan Guyton	FIU
Johwen Villegas	FIU
Ross Mouton	Louisiana-Lafayette
Michael Southall	Louisiana-Lafayette
Theryn Hudson	Middle Tennessee
Gabble Mitchell	Middle Tennessee
Adam Vogelsberg	Middle Tennessee
Desmond Yates	Middle Tennessee
Coby Ray	North Texas
Leandro Buboltz	South Alabama
Todd Martin	Troy
Ty Rogers	WKU

2006-07**COMMISSIONER'S LIST**

Michael Wedel	Arkansas State
Brian Giometti	Denver
David Kummer	Denver
Marlon Bright	FIU
Brad Larson	FIU
Stephen Dees	Louisiana-Lafayette
Adam James	Louisiana-Lafayette
Brandon Roberts	Louisiana-Monroe
Collin Mangrum	North Texas
Ty Rogers	WKU

HONOR ROLL

Abayomi Ajasin	Arkansas State
Ashton Farmer	Arkansas State
Buddy Harding	UALR
Brandon Nichols	UALR
Nathan Rohnert	Denver



Sun Belt All-Academic Teams

Chris Timms	Denver
Sanchez Hughley	Florida Atlantic
Jeff Parmar	Florida Atlantic
Enrique Rodriguez Paz	Florida Atlantic
Essola, Cedric	FIU
Gacesa, Nikola	FIU
Hicks, Norman	FIU
James, Michael	FIU
Nsangou, Erick	FIU
Courtney Wallace	Louisiana-Lafayette
Lance Brasher	Louisiana-Monroe
Joshua Kyle Young	Middle Tennessee
Jamie McNeilly	New Orleans
Coby Ray	North Texas
Andrew Reinking	North Texas
Jared Ruffin	North Texas
Leandro Buboltz	South Alabama
Justin Jonus	Troy
Daniel Emerson	WKU
Desire Gabou	WKU

2007-08

COMMISSIONER'S LIST

Jeremy Thomas	Arkansas State
Michael Wedel	Arkansas State
Enrique Rodriguez Paz	Florida Atlantic
Lance Brasher	ULM
Collin Mangrum	North Texas
Coby Ray	North Texas
Ty Rogers	WKU

HONOR ROLL

De'Andre Eggins	UALR
LaMarvon Jackson	UALR
Andrew Hooper	Denver
David Kummer	Denver
Kyle Lewis	Denver
Rob Lewis	Denver
Nathan Rohnert	Denver
Sanchez Hughley	Florida Atlantic
Paul Graham	Florida Atlantic
Sean Alarcon	Florida Atlantic
Eni Cuka	Florida Atlantic
Seydou Kone	Florida Atlantic
Matthew Best	Florida Atlantic
Nicholas Taylor	FIU
Michael James	FIU
Norman Hicks	FIU
Emmanuel Adeife	Louisiana-Lafayette
Maurice Barksdale	Louisiana-Lafayette
David Dees	Louisiana-Lafayette
Damon Forest	Louisiana-Lafayette
Sutton Yanosky	Louisiana-Lafayette
Brandon Roberts	Louisiana-Monroe
Demetrius Green	Middle Tennessee
Kevin Kanaskie	Middle Tennessee
Jeffrey Montague	North Texas
George Odufwa	North Texas
Drew Dotson	New Orleans
Jacob Manning	New Orleans
Brandon Samuels	New Orleans
Jaroslav Tyrna	New Orleans
Eric Chesser	South Alabama
Justin Jonus	Troy
Todd Macon	Troy

2008-09

COMMISSIONER'S LIST

Brian Stafford	Denver
Tyler Thalken	Denver
Justin Davis	Florida Atlantic
Marlon Bright	FIU

Michael Cano	FIU
Brandon Roberts	Louisiana-Monroe
Collin Mangrum	North Texas

HONOR ROLL

Daniel Bryant	Arkansas State
Trey Finn	Arkansas State
Michael Lance	Arkansas State
Sabatino Chen	Denver
Thomas Chott	Denver
Justin Coughlin	Denver
Travis Hallam	Denver
Andrew Hooper	Denver
Kyle Lewis	Denver
Rob Lewis	Denver
Nate Rohnert	Denver
Alex Pickert	Denver
Freddy Asprilla	FIU
Marcus Crawford	FIU
Nikola Gacesa	FIU
Norman Hicks	FIU
Badara Ndiaye	FIU
Emmanuel Adeife	Louisiana-Lafayette
Phillip Jones	Louisiana-Lafayette
Eric Allen	Middle Tennessee
Kevin Kanaskie	Middle Tennessee
Calvin O'Neil	Middle Tennessee
Jaroslav Tyrna	New Orleans
Ben Knox	North Texas
George Odufwa	North Texas
Tristan Thompson	North Texas
Brandon Davis	South Alabama
Lionel Foster	UALR
Curtis Jackson	UALR
Japeth Aguilar	WKU
Dejan Cvorovic	WKU
Nemanja Milosevic	WKU
Jeremy Evans	WKU

2009-10

COMMISSIONER'S LIST

Adam Sterrenberg	Arkansas State
Sabatino Chen	Denver
Kyle Chynoweth	Denver
Travis Hallam	Denver
Chase Hallam	Denver
Brian Stafford	Denver
Tyler Thalken	Denver
Marlon Bright	FIU
Collin Mangrum	North Texas
Thomas Martin	South Alabama

HONOR ROLL

Marlon Louzeiro	UALR
Montrell Thornton	UALR
Daniel Bryant	Arkansas State
Michael Lance	Arkansas State
Brandon Reed	Arkansas State
Thomas Chott	Denver
Justin Coughlin	Denver
Andrew Hooper	Denver
Kyle Lewis	Denver
Rob Lewis	Denver
Trevor Noonan	Denver
Nathan Rohnert	Denver
Justin Davis	Florida Atlantic
Gregory Gantt	Florida Atlantic
Andre Mattison	Florida Atlantic
Jordan McCoy	Florida Atlantic
Dylan O'Sullivan	Florida Atlantic
Raymond Taylor	Florida Atlantic
Nikola Gacesa	FIU
Dante Jennings	FIU

Raymone Andrews	Louisiana-Lafayette
Tyron Johnson	Louisiana-Lafayette
Phillip Jones	Louisiana-Lafayette
Zane P Gibson	Middle Tennessee
Jason K Jones	Middle Tennessee
Calvin J O'Neil	Middle Tennessee
James E Washington III	Middle Tennessee
Demario M Williams	Middle Tennessee
Jaroslav Tyrna	New Orleans
Nick Goff	North Texas
Andre Gowins	South Alabama
DeAndre Hersey	South Alabama
Robert Phillips	South Alabama
Gary Redus, II	South Alabama
Bryan Sherrer	South Alabama
Kyle Greenwood	Troy
Travis Lee	Troy
Levan Patsatsia	Troy
Caden Dickerson	WKU
Jordan Swing	WKU

2010-11

COMMISSIONER'S LIST

Richard Leeper	UALR
Logan Quinn	UALR
Chase Hallam	Denver
Travis Hallam	Denver
Brian Stafford	Denver
Tyler Thalken	Denver
Christopher Udofia	Denver
Justin Davis	Florida Atlantic
Steven Miro	FIU
David Perez	Louisiana-Lafayette
Matt Cline	South Alabama
Todd Martin	South Alabama
Levan Patsatsia	Troy
Caden Dickerson	WKU
Tyler Jenkins	WKU

HONOR ROLL

Solomon Bozeman	UALR
Montrell Thornton	UALR
Adam Sterrenberg	Arkansas State
Justin Coughlin	Denver
Andrew Hooper	Denver
Kyle Lewis	Denver
Rob Lewis	Denver
Trevor Noonan	Denver
Paul Pickert	Denver
Charles Webb	Denver
Pablo Bertone	Florida Atlantic
Andre Mattison	Florida Atlantic
Colby Batiste	Louisiana-Lafayette
Joshua Jones	Middle Tennessee
James Oden	Middle Tennessee
Dominique Johnson	North Texas
Tony Mitchell	North Texas
George Odufwa	North Texas
Flynn Clayman	Troy

The Sun Belt Conference

Commissioner Wright Waters

The Sun Belt Conference Staff

2011-12 SBC Tournament Bracket

2011-12 SBC Composite Schedule

Sun Belt Conference Record Book



All-Time All-Americans

The Sun Belt Conference

HERB ANDREW, SOUTH ALABAMA
Honorable Mention/Basketball Weekly (1979)

O'DARIEN BASSETT, TROY
Mid-Major/CollegeInsider.com (2008)

CHARLIE BRADLEY, USF
(1983, '84)

CEDRICK BROADHURST, CHARLOTTE
Honorable Mention All-Fr./Basketball Times (1990)

Commissioner Wright Waters

DEE BROWN, JACKSONVILLE
Honorable Mention/Basketball Times (1990)
Honorable Mention/Basketball Weekly (1990)

TERRY CATLEDGE, SOUTH ALABAMA
Honorable Mention/AP (1983, '84, '85)
Honorable Mention/Basketball Weekly (1983, '84, '85)
Honorable Mention/Basketball Times (1984, '85)
Honorable Mention/Sporting News (1984, '85)

LONNIE COOPER, TECH
Honorable Mention All-Fr./Basketball Weekly (1996)

The Sun Belt Conference Staff

BYRON DINKINS, CHARLOTTE
Honorable Mention/AP
Honorable Mention/Basketball Weekly (1988, '89)
Honorable Mention/Basketball Times
Honorable Mention/Sporting News (1988)
Honorable Mention/AP (1988)

MUNTRELLE DOBBINS, UALR
Honorable Mention/Basketball Weekly (1997)

CHUCK EVANS, ODU
7th All-Fr./Basketball Weekly (1990)
Honorable Mention All-Fr./Basketball Times (1990)

2011-12 SBC Tournament Bracket

DEREK FISHER, UALR
Honorable Mention/UPI (1996)
Honorable Mention/Basketball Weekly (1996)

CHICO FLETCHER, ARKANSAS STATE
Honorable Mention/AP (1999)
Honorable Mention/Basketball Weekly (1998)
Honorable Mention All-Fr./Basketball Weekly (1997)

AARON FOX, JACKSONVILLE
Honorable Mention All-Fr./Basketball Weekly (1996)

2011-12 SBC Composite Schedule

TELLIS FRANK, WKU
Honorable Mention/Sporting News (1987)

CHRIS GATLING, ODU
Honorable Mention/Sporting News (1989, '90)
Honorable Mention/Basketball Weekly (1990)

KENNY GATTISON, ODU
Honorable Mention/AP (1985, '86)
Honorable Mention/Sporting News (1985, '86)
Honorable Mention/UPI (1986)

MICHAEL GERREN, SOUTH ALABAMA
Honorable Mention/AP (1983)
Honorable Mention/Basketball Weekly (1983, '84)
Honorable Mention/Sporting News (1984)

JEFF HODGE, SOUTH ALABAMA
Honorable Mention/Sporting News (1989)

ERVIN JOHNSON, UNO
Honorable Mention/AP (1993)
3rd/UPI (1993)
2nd/Basketball Times (1993)
3rd/Basketball Weekly (1993)

Sun Belt Conference Record Book

KANNARD JOHNSON, WKU
All-Freshman/Sporting News (1984)

MELVIN JOHNSON, CHARLOTTE
All-Freshman/Basketball Weekly (1980)
All-Freshman/Sporting News (1980)
Honorable Mention/AP (1984)

CHAD KINCH, CHARLOTTE
All-Freshman/Basketball Weekly (1977)
Playboy (1980)
Honorable Mention/AP (1978, '79, '80)

COURTNEY LEE, WKU
Basketball Times, third team (2008)
Honorable Mention/AP (2008)
Mid-Major/CollegeHoops.net, first team (2008)
Mid-Major/CollegeInsider.com, first team (2008)

CHRIS MARCUS, WKU
Honorable Mention/AP (2001)
Playboy (2001)
Honorable Mention/AP (2002)

CEDRIC MAXWELL, CHARLOTTE
AP, UPI, Converse, NBKA (1977)

BO MCCAULEBB, NEW ORLEANS
Honorable Mention/AP (2007)
Mid-Major/CollegeInsider.com (2008)

BRETT MCNEAL, WKU
Honorable Mention/Sporting News (1989)

DARNELL MEE, WKU
Honorable Mention/AP (1993)

ORLANDO MENDEZ-VALDEZ, WKU
Honorable Mention/AP (2009)

MICHAEL MILLING, CHARLOTTE
Honorable Mention/AP (1986)
Honorable Mention/Basketball Times (1986)
Honorable Mention/Basketball Weekly (1986)

JEROME MINCY, UAB
Honorable Mention/AP (1986)

JAMES MOORE, NMSU
Honorable Mention/AP (2003)

STEVE MITCHELL, UAB
Honorable Mention/AP (1986)

BENNY MOSS, CHARLOTTE
Honorable Mention All-Fr./Basketball Times (1990)

RONNIE MURPHY, JACKSONVILLE
All-Freshman/Basketball Times (1984)
2nd All-Freshman/Basketball Weekly (1984)
Honorable Mention/AP (1984)
Honorable Mention/Sporting News (1984, '87)
Honorable Mention/Basketball Times (1986)
Honorable Mention/Basketball Weekly (1986, '87)

YEMI NICHOLSON, DENVER
Honorable Mention/AP (2005)

REGINALD POOLE, LOUISIANA-LAFAYETTE
All-Freshman/Basketball Weekly (1995)

BOBBY POTTS, CHARLOTTE
Honorable Mention/AP (1982)

ED RAINES, SOUTH ALABAMA
Honorable Mention/Basketball Weekly (1979, '81)
Honorable Mention/Sporting News (1979, '81)

JAMES RAY, JACKSONVILLE
Honorable Mention/AP (1980)
1st/Converse (1980)

CHRIS ROBINSON, WKU
Honorable Mention/Basketball Weekly (1996)

OLIVER ROBINSON, UAB
Honorable Mention/AP (1982)

HECTOR ROMERO, UNO
Honorable Mention/AP (2002)

DEREK SMITH, LOUISIANA TECH
Honorable Mention All-Fr./Basketball Weekly (1997)

FRANK SMITH, ODU
Honorable Mention/Sporting News (1988)

OTIS SMITH, JACKSONVILLE
Honorable Mention/Basketball Times (1983-86)
Honorable Mention/Basketball Weekly (1983-86)
Honorable Mention/AP (1984, '86)
Honorable Mention/Sporting News (1984, '86)

TORY WALKER, UNO
Honorable Mention All-Fr./Basketball Weekly (1998)

PHIL WARD, CHARLOTTE
Honorable Mention All-Fr./Basketball Weekly (1979)
Honorable Mention/AP (1982)

MIKE WELLS, WKU
Honorable Mention/AP (2004)

MARK WEST, ODU
Honorable Mention/AP (1983)

HENRY WILLIAMS, CHARLOTTE
All-Freshman/UPI (1989)
Honorable Mention/Sporting News (1989, '90)
Honorable Mention/AP (1989, '90)
Honorable Mention/Basketball Weekly (1990)

RORY WHITE, SOUTH ALABAMA
Honorable Mention/Basketball Weekly (1979, '81, '82)
Honorable Mention/Sporting News (1981)
Honorable Mention/Street & Smith's (1982)

ANTHONY WINCHESTER, WKU
Honorable Mention/AP (2006)

ACADEMIC ALL AMERICA

AS SELECTED BY MEMBERS OF COSIDA

Andrew Toney, Louisiana-Lafayette, 1980 (2nd team)
Maurice Roulhac, Jacksonville, 1983 (1st team)
Darrin Horn, WKU, 1995 (3rd team)
Matt Sundblad, Lamar, 1998 (3rd team)
Eric Channing, New Mexico State, 2001 (1st team)
Eric Channing, New Mexico State, 2002 (1st team)
Brett Starkey, Denver, 2003 (1st team)
Brett Starkey, Denver, 2004 (2nd team)
Erik Benzal, Denver, 2005 (2nd team)



Sun Belt Tournament Results

1977
CHARLOTTE COLISEUM
CHARLOTTE, NORTH CAROLINA

FIRST ROUND AT CAMPUS SITES

No. 4 Jacksonville 64, No. 5 USF 49

No. 6 Georgia State 82, at No. 3 South Alabama 81 OT

SEMIFINALS

No. 2 New Orleans 86, No. 6 Georgia State 66

No. 1 Charlotte 74, No. 4 Jacksonville 69

THIRD PLACE

No. 4 Jacksonville 102, No. 6 Georgia State 72

CHAMPIONSHIP

No. 1 Charlotte 71, No. 2 New Orleans 70

1978
CHARLOTTE COLISEUM
CHARLOTTE, NORTH CAROLINA

FIRST ROUND

No. 4 South Alabama 80, No. 5 USF 75

No. 3 Jacksonville 82, No. 6 Georgia State 77

SEMIFINALS

No. 4 South Alabama 66, No. 1 Charlotte 56

No. 2 New Orleans 79, No. 3 Jacksonville 64

CHAMPIONSHIP

No. 2 New Orleans 22, No. 4 South Alabama 20

1979
CHARLOTTE COLISEUM
CHARLOTTE, NORTH CAROLINA

FIRST ROUND

No. 3 Charlotte 71, No. 6 Georgia State 57

No. 4 Jacksonville 56, No. 5 New Orleans 47

SEMIFINALS

No. 4 Jacksonville 85, No. 1 South Alabama 77

No. 2 USF 50, No. 3 Charlotte 47

CHAMPIONSHIP

No. 4 Jacksonville 68, No. 2 USF 54

1980
CHARLOTTE COLISEUM
CHARLOTTE, NORTH CAROLINA

FIRST ROUND

No. 2 UAB 85, No. 7 New Orleans 75

No. 3 Jacksonville 70, No. 6 Georgia State 59

No. 1 South Alabama 86, No. 8 USF 57

No. 5 VCU 100, No. 4 Charlotte 93

SEMIFINALS

No. 2 UAB 64, No. 3 Jacksonville 60

No. 5 VCU 74, No. 1 South Alabama 72

CHAMPIONSHIP

No. 5 VCU 105, No. 2 UAB 88

1981
JACKSONVILLE COLISEUM
JACKSONVILLE, FLORIDA

FIRST ROUND

No. 3 UAB 80, No. 6 Charlotte 64

No. 2 South Alabama 79, No. 7 Georgia State 41

No. 4 USF 52, No. 5 Jacksonville 50 OT

SEMIFINALS

No. 3 UAB 86, No. 2 South Alabama 59

No. 1 VCU 53, No. 4 USF 45

CHAMPIONSHIP

No. 1 VCU 62, No. 3 UAB 61 OT

1982
BIRMINGHAM-JEFFERSON COLISEUM
BIRMINGHAM, ALABAMA

FIRST ROUND

No. 6 South Alabama 77, No. 3 Jacksonville 75 OT

No. 4 USF 66, No. 5 Charlotte 59

SEMIFINALS

No. 2 VCU 68, No. 6 South Alabama 66

No. 1 UAB 64, No. 4 USF 56

CHAMPIONSHIP

No. 1 UAB 94, No. 2 VCU 83

1983
BIRMINGHAM-JEFFERSON COLISEUM
BIRMINGHAM, ALABAMA

FIRST ROUND

No. 4 USF 66, No. 5 South Alabama 59

No. 8 Jacksonville 63, No. 1 ODU 59

No. 2 VCU 57, No. 7 WKU 55

No. 3 UAB 65, No. 6 Charlotte 63

SEMIFINALS

No. 4 USF 71, No. 8 Jacksonville 58

No. 3 UAB 61, No. 2 VCU 59

CHAMPIONSHIP

No. 3 UAB 64, No. 4 USF 47

1984
BIRMINGHAM-JEFFERSON COLISEUM
BIRMINGHAM, ALABAMA

FIRST ROUND

No. 6 WKU 57, No. 3 USF 53

No. 2 ODU 79, No. 7 Jacksonville 68

No. 1 VCU 64, No. 8 Charlotte 52

No. 5 UAB 76, No. 4 South Alabama 68

SEMIFINALS

No. 2 ODU 78, No. 6 WKU 72

No. 5 UAB 54, No. 1 VCU 52

CHAMPIONSHIP

No. 5 UAB 62, No. 2 ODU 60

1985
HAMPTON COLISEUM
HAMPTON, VIRGINIA

FIRST ROUND

No. 5 Jacksonville 75, No. 4 USF 69 OT

No. 2 UAB 64, No. 7 WKU 56

No. 1 VCU 85, No. 8 Charlotte 62

No. 3 ODU 84, No. 6 South Alabama 66

SEMIFINALS

No. 1 VCU 75, No. 5 Jacksonville 57

No. 3 ODU 68, No. 2 UAB 67

CHAMPIONSHIP

No. 1 VCU 87, No. 3 ODU 82

1986
BIRMINGHAM-JEFFERSON COLISEUM
BIRMINGHAM, ALABAMA

FIRST ROUND

No. 1 ODU 76, No. 8 Charlotte 67

No. 4 Jacksonville 56, No. 5 VCU 49

No. 3 UAB 64, No. 6 South Alabama 51

No. 2 WKU 57, No. 7 USF 46

SEMIFINALS

No. 3 UAB 57, No. 2 WKU 45

No. 4 Jacksonville 67, No. 1 ODU 61

CHAMPIONSHIP

No. 4 Jacksonville 70, No. 3 UAB 69

1987
E.A. DIDDLE ARENA
BOWLING GREEN, KENTUCKY

FIRST ROUND

No. 2 Jacksonville 68, No. 7 USF 63

No. 5 Charlotte 88, No. 4 VCU 73

No. 3 UAB 77, No. 6 South Alabama 64

No. 1 WKU 60, No. 8 ODU 58

SEMIFINALS

No. 3 UAB 93, No. 2 Jacksonville 86

No. 1 W. Kentucky 99, No. 5 Charlotte 95 2OT

CHAMPIONSHIP

No. 3 UAB 72, No. 1 WKU 60

1988
RICHMOND COLISEUM
RICHMOND, VIRGINIA

FIRST ROUND

No. 1 Charlotte 73, No. 8 Jacksonville 72

No. 4 South Alabama 78, No. 5 UAB 73

No. 2 VCU 82, No. 7 USF 60

No. 3 ODU 86, No. 6 WKU 8No. 4 OT

SEMIFINALS

No. 1 Charlotte 71, No. 4 South Alabama 67

No. 2 VCU 91, No. 3 ODU 69

CHAMPIONSHIP

No. 1 Charlotte 81, No. 2 VCU 79

1989
CHARLOTTE COLISEUM
CHARLOTTE, NORTH CAROLINA

FIRST ROUND

No. 1 South Alabama 70, No. 8 USF 65

No. 4 UAB 89, No. 5 ODU 8No. 7 OT

No. 7 WKU 65, No. 2 Charlotte 63 OT

No. 6 Jacksonville 93, No. 3 VCU 85 OT

SEMIFINALS

No. 1 South Alabama 103, No. 4 UAB 84

No. 6 Jacksonville 77, No. 7 WKU 72

CHAMPIONSHIP

No. 1 South Alabama 105, No. 6 Jacksonville 59

1990
BIRMINGHAM-JEFFERSON COLISEUM
BIRMINGHAM, ALABAMA

FIRST ROUND

No. 1 UAB 83, No. 8 VCU 68

No. 5 Charlotte 91, No. 4 WKU 67

No. 2 USF 80, No. 7 South Alabama 78

No. 6 Jacksonville 94, No. 3 ODU 88

SEMIFINALS

No. 5 Charlotte 61, No. 1 UAB 57

No. 2 USF 86, No. 6 Jacksonville 59

CHAMPIONSHIP

No. 2 USF 81, No. 5 Charlotte 74

1991
MOBILE CIVIC CENTER
MOBILE, ALABAMA

FIRST ROUND

No. 3 USF 79, No. 6 Charlotte 68

No. 7 ODU 94, No. 2 UAB 8No. 8 OT

No. 5 VCU 100, No. 4 WKU 89

No. 1 South Alabama 84, No. 8 Jacksonville 68

SEMIFINALS

No. 7 ODU 72, No. 3 USF 69

No. 1 South Alabama 105, No. 5 VCU 78

CHAMPIONSHIP

No. 1 South Alabama 86, No. 7 ODU 81

The Sun Belt Conference

Commissioner Wright Waters

The Sun Belt Conference Staff

2011-12 SBC Tournament Bracket

2011-12 SBC Composite Schedule

Sun Belt Conference Record Book



Sun Belt Tournament Results

The Sun Belt Conference

1992
MISSISSIPPI COAST COLISEUM
BILOXI, MISSISSIPPI
FIRST ROUND

No. 7 New Orleans 66, 10 Central Florida 47
 No. 6 UALR 65, 1No. 1 UTPA 53
 9 Jacksonville 105, No. 8 Lamar 78

QUARTERFINALS

No. 2 Louisiana-Lafayette 73, No. 7 New Orleans 69 OT
 No. 6 UALR 46, No. 3 Arkansas State 45
 No. 1 Louisiana Tech 80, 9 Jacksonville 66
 No. 4 WKU 95, No. 5 South Alabama 94 OT

SEMIFINALS

No. 2 Louisiana-Lafayette 64, No. 6 UALR 61
 No. 1 Louisiana Tech 74, No. 4 WKU 60

CHAMPIONSHIP

No. 2 Louisiana-Lafayette 75, No. 1 Louisiana Tech 71

1993
MISSISSIPPI COAST COLISEUM
BILOXI, MISSISSIPPI
FIRST ROUND

No. 9 Louisiana Tech 63, No. 8 Jacksonville 62

QUARTERFINALS

No. 2 WKU 78, No. 7 Lamar 68
 No. 6 South Alabama 87, No. 3 Louisiana-Lafayette 78
 No. 1 New Orleans 63, 9 Louisiana Tech 52
 No. 4 Arkansas State 74, No. 5 UALR 60

SEMIFINALS

No. 2 WKU 83, No. 6 South Alabama 73
 No. 1 New Orleans 73, No. 4 Arkansas State 59

CHAMPIONSHIP

No. 2 WKU 72, No. 1 New Orleans 63

*Texas-Pan American not eligible for tournament.

1994
E.A. DIDDLE ARENA
BOWLING GREEN, KENTUCKY
FIRST ROUND

No. 7 Texas-Pan American 70, 10 Louisiana Tech 65
 No. 8 UALR 78, 9 Lamar 71

QUARTERFINALS

No. 3 New Orleans 68, No. 6 South Alabama 60
 No. 2 Louisiana-Lafayette 81, 7 UT-Pan American 60
 No. 1 WKU 72, No. 8 UALR 69
 No. 4 Jacksonville 68, No. 5 Arkansas State 55

SEMIFINALS

No. 2 Louisiana-Lafayette 59, No. 3 New Orleans 55
 No. 1 WKU 83, No. 4 Jacksonville 72

CHAMPIONSHIP

No. 2 Louisiana-Lafayette 78, No. 1 WKU 72

1995
BARTON COLISEUM
LITTLE ROCK, ARKANSAS
FIRST ROUND

No. 9 Louisiana-Lafayette 59, No. 8 Lamar 55
 No. 10 Arkansas State 96, No. 7 South Alabama 83 OT

QUARTERFINALS

No. 4 Texas-Pan American 51, No. 5 Louisiana Tech 48
 No. 1 WKU 87, 9 Louisiana-Lafayette 72
 No. 6 UALR 99, No. 3 Jacksonville 76
 No. 2 New Orleans 87, 10 Arkansas State 61

SEMIFINALS

No. 1 WKU 64, No. 4 Texas-Pan American 61
 No. 6 UALR 64, No. 2 New Orleans 52

CHAMPIONSHIP

No. 1 WKU 82, No. 6 UALR 79

1996
BARTON COLISEUM
LITTLE ROCK, ARKANSAS
FIRST ROUND

No. 9 Louisiana Tech 70, No. 8 Arkansas State 65
 No. 10 Texas-Pan American 61, No. 7 South Alabama 48

QUARTERFINALS

No. 5 Louisiana-Lafayette 98, No. 4 WKU 94
 No. 1 New Orleans 67, 9 Louisiana Tech 57
 No. 2 UALR 89, 10 UTPA 71
 No. 3 Jacksonville 63, No. 6 Lamar 62

SEMIFINALS

No. 1 New Orleans 75, No. 5 Louisiana-Lafayette 71 2OT
 No. 2 UALR 67, No. 3 Jacksonville 60

CHAMPIONSHIP

No. 1 New Orleans 57, No. 2 UALR 56

1997
BARTON COLISEUM
LITTLE ROCK, ARKANSAS
FIRST ROUND

No. 9 Jacksonville 101, No. 8 Arkansas State 80
 No. 7 Louisiana-Lafayette 56, No. 10 UTPA 53

QUARTERFINALS

No. 5 Louisiana Tech 64, No. 4 Lamar 62
 No. 1 New Orleans 76, No. 9 Jacksonville 63
 No. 3 UALR 68, No. 6 WKU 62
 No. 2 South Alabama 66, No. 7 Louisiana-Lafayette 39

SEMIFINALS

No. 5 Louisiana Tech 59, No. 1 New Orleans 53
 No. 2 South Alabama 71, No. 3 UALR 52

CHAMPIONSHIP

No. 2 South Alabama 44, No. 5 Louisiana Tech 43

1998
CAJUNDOME
LAFAYETTE, LOUISIANA
FIRST ROUND

No. 9 WKU 75, No. 8 Jacksonville 70 OT
 No. 7 Lamar 103, No. 10 Texas-Pan American 89

QUARTERFINALS

No. 4 UALR 74, No. 5 Louisiana Tech 61
 No. 1 South Alabama 61, 9 WKU 47
 No. 3 Louisiana-Lafayette 76, No. 6 New Orleans 69
 No. 7 Lamar 70, No. 2 Arkansas State 54

SEMIFINALS

No. 1 South Alabama 79, No. 4 UALR 48
 No. 3 Louisiana-Lafayette 81, No. 7 Lamar 65

CHAMPIONSHIP

No. 1 South Alabama 62, No. 3 Louisiana-Lafayette 59

1999
CAJUNDOME
LAFAYETTE, LOUISIANA
QUARTERFINALS

No. 3 FIU 65, No. 6 South Alabama 57
 No. 2 Arkansas State 70, No. 7 New Orleans 53
 No. 5 WKU 80, No. 4 Louisiana-Lafayette 73
 No. 1 Louisiana Tech 68, No. 8 UALR 66

SEMIFINALS

No. 2 Arkansas State 87, No. 3 FIU 69
 No. 5 WKU 76, No. 1 Louisiana Tech 66

CHAMPIONSHIP

No. 2 Arkansas State 65, No. 5 WKU 48

2000
ALLTEL ARENA
LITTLE ROCK, ARKANSAS
FIRST ROUND

No. 7 New Orleans 67, No. 8 Denver 65
 No. 1 South Alabama 74, No. 9 UALR 58

QUARTERFINALS

No. 3 Louisiana Tech 84, No. 6 Arkansas State 77
 No. 2 Louisiana-Lafayette 55, No. 7 New Orleans 35
 No. 5 WKU 79, No. 4 FIU 60

SEMIFINALS

No. 2 Louisiana-Lafayette 73, No. 3 Louisiana Tech 58
 No. 1 South Alabama 64, No. 5 WKU 61

CHAMPIONSHIP

No. 2 Louisiana-Lafayette 51, No. 1 South Alabama 50

2001
MITCHELL CENTER
MOBILE, ALABAMA
FIRST ROUND

4E UALR 80, 5W North Texas 67
 5E FIU 59, 4W Denver 52
 3W New Orleans 66, 6E Middle Tennessee 61 OT

QUARTERFINALS

1W South Alabama 85, 4E UALR 62
 1E Western Kentucky 68, 5E FIU 51
 2W Louisiana-Lafayette 63, 3E Louisiana Tech 56
 2E Arkansas State 82, New Orleans 73

SEMIFINALS

1W South Alabama 76, 2E Arkansas State 53
 1E Western Kentucky 82, 2W Louisiana-Lafayette 75

CHAMPIONSHIP

1E Western Kentucky 64, 1W South Alabama, 54

2002
LAKEFRONT ARENA
NEW ORLEANS, LOUISIANA
FIRST ROUND

4E Arkansas State 58, 5W Denver 53
 4W North Texas 84, 5W FIU 71
 3E Middle Tennessee 48, 6W South Alabama 47

QUARTERFINALS

1W Louisiana-Lafayette 74, 4E Arkansas State 59
 1E Western Kentucky 82, 4W North Texas 68
 2E UALR 71, 3W New Orleans 67
 2W New Mexico State 63, 3E Middle Tennessee 48

SEMIFINALS

1W Louisiana-Lafayette 67, 2E UALR 53
 1E Western Kentucky 73, 2W New Mexico State 72

CHAMPIONSHIP

1E Western Kentucky 76, 1W Louisiana-Lafayette 70

2003
E.A. DIDDLE ARENA
BOWLING GREEN, KENTUCKY
FIRST ROUND

5W Denver 82, 4E Arkansas State 76
 5E FIU 62, 4W New Orleans 45
 3E UALR 74, 6W North Texas 73

QUARTERFINALS

5W Denver 72, 1W Louisiana-Lafayette 68
 1E Western Kentucky 71, 5E FIU 60
 2E Middle Tennessee 72, 3W South Alabama 69
 2W New Mexico St. 78, 3E UALR 61

SEMIFINALS

2E Middle Tennessee 83, 5W Denver 59
 1E Western Kentucky 78, 2W New Mexico St. 59

CHAMPIONSHIP

1E Western Kentucky 64, 2E Middle Tennessee 52

Commissioner Wright Waters

The Sun Belt Conference Staff

2011-12 SBC Tournament Bracket

2011-12 SBC Composite Schedule

Sun Belt Conference Record Book



Sun Belt Tournament Results

**2004
DIDDLE ARENA
BOWLING GREEN, KENTUCKY**

QUARTERFINALS

No. 1 Louisiana-Lafayette 84, No. 8 South Alabama 58
No. 2 UALR 83, No. 7 Arkansas St. 78 OT
No. 5 Middle Tennessee 76, No. 4 Western Kentucky 62
No. 3 New Orleans 91, No. 6 North Texas 89 OT

SEMIFINALS

No. 1 Louisiana-Lafayette 70, No. 5 Middle Tennessee 66
No. 3 New Orleans 80, No. 2 UALR 65

CHAMPIONSHIP

*No. 1 Louisiana-Lafayette 67, No. 3 New Orleans 58

**2005
THE SUPER PIT
DENTON, TEXAS**

FIRST ROUND

5E FIU 60, 4W South Alabama 57
4E Arkansas State 84, 5W North Texas 76
3E Middle Tennessee 77, 6W New Mexico St. 63

QUARTERFINALS

5E FIU 69, 1E UALR 64
1W Denver 64, 4E Arkansas State 57
2E Western Kentucky 78, 3W New Orleans 67
2W Louisiana-Lafayette 71, 3E Middle Tennessee 57

SEMIFINALS

1W Denver 77, 2E Western Kentucky 68
2W Louisiana-Lafayette 80, 5E FIU 69

CHAMPIONSHIP

*2W Louisiana-Lafayette 88, 1W Denver 69

**2006
THE MURPHY CENTER
MURFREESBORO, TENNESSEE**

FIRST ROUND

4W New Orleans 76, 5E FIU 56
4E UALR 72, 5W North Texas 55
6W Troy 107, 3E Arkansas State 83

QUARTERFINALS

3W Denver 58, 2E Middle Tennessee 57
1E Western Kentucky 80, 4W New Orleans 61
1W South Alabama 78, 4E UALR 53
2W Louisiana-Lafayette 62, 6W Troy 59 OT

SEMIFINALS

1W South Alabama 75, 3W Denver 65
1E Western Kentucky 80, 2W Louisiana-Lafayette 72

CHAMPIONSHIP

1W South Alabama 95, 1E Western Kentucky 70

**2007
THE CAJUNDOME
LAFAYETTE, LOUISIANA**

FIRST ROUND CAMPUS SITES

No. 4 Louisiana-Monroe 83, No. 3 Denver 67
No. 5 North Texas 93, No. 2 Louisiana-Lafayette 78
No. 6 Florida Atlantic 91, No. 1 FIU No. 8 OT
No. 7 New Orleans 77, No. 10 UALR 70
No. 9 Middle Tennessee 72, No. 8 Troy 64

QUARTERFINALS

No. 9 Middle Tennessee 63, No. 1 South Alabama 60
No. 5 North Texas 77, No. 4 Louisiana-Monroe 71 OT
No. 2 Arkansas State 81, No. 7 New Orleans 74
No. 3 Western Kentucky 86, No. 6 Florida Atlantic 81

SEMIFINALS

No. 5 North Texas 59, No. 9 Middle Tennessee 52
No. 2 Arkansas State 80, No. 3 Western Kentucky 73

CHAMPIONSHIP

No. 5 North Texas 83, No. 2 Arkansas State 75

**2008
THE MITCHELL CENTER
MOBILE, ALABAMA**

FIRST ROUND CAMPUS SITES

No. 7 Florida Atlantic 91, No. 10 FIU 64 FAU host
No. 8 New Orleans 65, No. 9 Denver 60 UNO host
No. 4 Middle Tennessee 74, No. 3 Louisiana-Monroe 69 MT host
No. 6 North Texas 85, No. 11 Arkansas State 63 UNT host
No. 12 Troy 70, No. 5 Louisiana-Lafayette 60 ULL host

QUARTERFINALS - MOBILE, ALABAMA

No. 1 South Alabama 81, No. 8 New Orleans 77
No. 4 Middle Tennessee 65, No. 12 Troy 59
No. 2 UALR 66, No. 7 Florida Atlantic 60
No. 3 Western Kentucky 84, No. 6 North Texas 70

SEMIFINALS - MOBILE, ALABAMA

No. 4 Middle Tennessee 82, No. 1 South Alabama 73
No. 3 Western Kentucky 70, No. 2 UALR 55

FINALS - MOBILE, ALABAMA

No. 3 Western Kentucky 67, No. 4 Middle Tennessee 57

**2009
SUMMIT ARENA
HOT SPRINGS, ARKANSAS**

FIRST ROUND - CAMPUS SITES

No. 9 FIU 71 at No. 8 Louisiana-Lafayette 69 (Lafayette, LA)
No. 4 North Texas 79, No. 3 Florida Atlantic 73 (Denton, TX)
No. 5 Middle Tenn 69, No. 12 Arkansas St 62 (Murfreesboro, TN)
No. 11 New Orleans 60, No. 6 South Alabama 62 (Mobile, AL)
No. 7 Denver 66, No. 10 Louisiana-Monroe 57 (Denver, CO)

QUARTERFINALS - HOT SPRINGS, ARKANSAS

No. 1 WKU 66, No. 9 FIU 48
No. 4 North Texas 88, No. 5 Middle Tennessee 79
No. 2 UALR 58, No. 7 Denver 55
No. 3 Troy 75, No. 6 South Alabama 78

SEMIFINALS - HOT SPRINGS, ARKANSAS

No. 1 WKU 77, No. 4 North Texas 70
No. 2 UALR 44, No. 6 South Alabama 54

FINALS - HOT SPRINGS, ARKANSAS

No. 1 WKU 64, No. 6 South Alabama 56

**2010
SUMMIT ARENA
HOT SPRINGS, ARKANSAS**

FIRST ROUND - HOT SPRINGS, ARKANSAS

No. 9 South Alabama 52, No. 8 Florida Atlantic 51
No. 4 WKU 83, No. 13 New Orleans 58
No. 5 Arkansas State 89, No. 12 UALR 82
No. 6 Denver 71, No. 11 FIU 64
No. 10 Louisiana-Monroe 76, No. 7 Louisiana-Lafayette 75

QUARTERFINALS - HOT SPRINGS, ARKANSAS

No. 1 Troy 67, No. 9 South Alabama 55
No. 4 WKU 65, No. 5 Arkansas State 64
No. 2 North Texas 69, No. 10 Louisiana-Monroe 66
No. 6 Denver 73, No. 3 Middle Tennessee 58

SEMIFINALS - HOT SPRINGS, ARKANSAS

No. 1 Troy 54, No. 4 WKU 48
No. 2 North Texas 63, No. 6 Denver 56

FINALS - HOT SPRINGS, ARKANSAS

No. 2 North Texas 66, No. 1 Troy 63

**2011
SUMMIT ARENA
HOT SPRINGS, ARKANSAS**

FIRST ROUND - HOT SPRINGS, ARKANSAS

(E3) WKU 66, (W6) Louisiana-Monroe 50
(W4) North Texas 83, (E5) Troy 69
(E6) FIU 53, (W3) Denver 49
(W5) UALR 82, (E4) South Alabama

QUARTERFINALS - HOT SPRINGS, ARKANSAS

(E3) WKU 81, (W2) Louisiana-Lafayette 76
(W4) North Texas 78, (E1) Florida Atlantic 64
(E2) Middle Tennessee 73, (E6) FIU 38
(W5) UALR 59, (W1) Arkansas State 52

SEMIFINALS - HOT SPRINGS, ARKANSAS

(W4) North Texas 81, (E3) WKU 62
(W5) UALR 65, (E2) Middle Tennessee 56

FINALS - HOT SPRINGS, ARKANSAS

(W5) UALR 64, (W4) North Texas 63

Numbers in parentheses represent tournament seed

*Title vacated due to NCAA sanctions

The Sun Belt Conference

Commissioner Wright Waters

The Sun Belt Conference Staff

2011-12 SBC Tournament Bracket

2011-12 SBC Composite Schedule

Sun Belt Conference Record Book



Sun Belt All-Tournament Teams

1977

PLAYER	YR	POS	TEAM
*Cedric Maxwell	SR	F	UNCC
Wayne Cooper	JR	C	UNO
Kent Glover	SR	G	JU
Chad Kinch	FR	G	UNCC
Melvin Watkins	SR	G	UNCC

1978

PLAYER	YR	POS	TEAM
*Nate Mills	SR	G	UNO
Wayne Cooper	SR	C	UNO
Thomas Ledford	SR	F	USA
Lonnie Legette	JR	G	USA
Ardith Wearren	SR	F	UNO

1979

PLAYER	YR	POS	TEAM
*James Ray	JR	C	JU
Jorge Azcoitia	FR	F	USF
Paul Devito	FR	G	JU
Chad Kinch	JR	G	UNCC
Ed Rains	SO	F	USA

1980

PLAYER	YR	POS	TEAM
*Edmund Sherod	JR	G	VCU
Chad Kinch	SR	G	UNCC
Danny Kottak	JR	F	VCU
Keith McCord	SR	C	UAB
James Ray	SR	F	JU

1981

PLAYER	YR	POS	TEAM
*Kenny Stancell	JR	C	VCU
Tony Frier	JR	G	USF
Chris Giles	JR	F	UAB
Mike Hackett	JR	F	JU
Oliver Robinson	JR	G	UAB

1982

PLAYER	YR	POS	TEAM
*Oliver Robinson	SR	G	UAB
Chris Giles	SR	F	UAB
Monty Knight	SR	G	VCU
Craig Lane	JR	F	UAB
Willie Redden	SR	C	USF
Rory White	SR	F	USA

1983

PLAYER	YR	POS	TEAM
*Cliff Pruitt	SR	F	UAB
Charlie Bradley	SO	F	USF
Calvin Duncan	SO	G	VCU
Luellen Foster	JR	G	UAB
Maurice Roulhac	SR	G	JU

1984

PLAYER	YR	POS	TEAM
*McKinley Singleton	SR	G	UAB
Calvin Duncan	JR	G	VCU
Anthony Gordon	SO	F	UAB
Kannard Johnson	FR	F	WKU
Charlie Smith	JR	G	ODU

1985

PLAYER	YR	POS	TEAM
*Mike Schlegel	SR	C	VCU
Michael Brown	JR	F	VCU
Mark Davis	SR	F	ODU
Calvin Duncan	SR	G	VCU
Steve Mitchell	JR	G	UAB

1986

PLAYER	YR	POS	TEAM
*Otis Smith	SR	F	JU
Steve Mitchell	SR	G	UAB
Ronnie Murphy	JR	G	JU
Ray Swogger	JR	F	WKU
Keith Thomas	SR	G	ODU

1987

PLAYER	YR	POS	TEAM
*Tracy Foster	SR	G	UAB
Tellis Frank	SR	F	WKU
Brett McNeal	SO	G	WKU
Ronnie Murphy	SR	F	JU
James Ponder	SR	G	UAB

1988

PLAYER	YR	POS	TEAM
*Byron Dinkins	JR	G	UNCC
Chris Cheeks	JR	G	VCU
Junie Lewis	JR	G	USA
Dan Plondke	SR	C	UNCC
Phil Stinnie	SR	F	VCU

1989

PLAYER	YR	POS	TEAM
*Jeff Hodge	SR	G	USA
Gabe Estaba	JR	F/C	USA
Chris Gatling	SO	C/F	ODU
Junie Lewis	SR	G	USA
Reginald Turner	SR	F	UAB

1990

PLAYER	YR	POS	TEAM
*Radenko Dobras	SO	G	USF
Dee Brown	SR	G/F	JU
Hakim Shahib	SR	C	USF
Marvin Taylor	JR	G	USF
Henry Williams	SO	G	UNCC

1991

PLAYER	YR	POS	TEAM
*Chris Gatling	SR	C	ODU
Boobie James	SR	G	USA
Ricardo Leonard	JR	F	ODU
Kevin McDaniels	SR	G	USA
Cesar Portillo	JR	C	USA

1992

PLAYER	YR	POS	TEAM
*Todd Hill	JR	F	USL
Carroll Boudreaux	JR	C	ULL
P.J. Brown	SR	F	Tech
Ron Ellis	SR	F	Tech
Tony Martin	JR	G	UALR

1993

PLAYER	YR	POS	TEAM
*Darnell Mee	SR	G/F	WKU
Mark Bell	SR	G	WKU
Reggie Garrett	SO	F	UNO
Ervin Johnson	SR	C	UNO
Melvin Simon	JR	C	UNO

1994

PLAYER	YR	POS	TEAM
*Michael Allen	SR	G	ULL
Barry Brown	SR	G/F	JU
Chris Robinson	SO	G/F	WKU
Melvin Simon	SR	F	UNO
Byron Starks	SR	G	ULL

1995

PLAYER	YR	POS	TEAM
*Chris Robinson	JR	G/F	WKU
Muntrelle Dobbins	SO	F	UALR
Derek Fisher	JR	G	UALR
Darius Hall	SR	F	WKU
Jeff Rogers	SR	G	WKU

1996

PLAYER	YR	POS	TEAM
*Lewis Sims	SR	F	UNO
Malik Dixon	JR	G	UALR
Muntrelle Dobbins	JR	F	UALR
James Douglas	SR	F	UNO
Derek Fisher	SR	G	UALR

1997

PLAYER	YR	POS	TEAM
*Rusty Yoder	JR	G	USA
Jerome Coaxum	JR	G	USA
Lonnie Cooper	SO	G	Tech
John Knox	JR	G	JU
Johnny Miller	JR	G	Tech

1998

PLAYER	YR	POS	TEAM
*Toby Madison	SR	G	USA
Jerome Coaxum	SR	G	USA
Darrian Evans	JR	F	USA
Tyrone Foster	SR	G	ULL
Chris Manuel	SR	G	ULL

1999

PLAYER	YR	POS	TEAM
*Chico Fletcher	JR	G	ASU
Eric Beatty	SR	F	ASU
Raja Bell	SR	F	FIU
Ravon Farris	SR	C	WKU
Joe Harney	SR	G	WKU
Antonio Harvey	SR	G	ASU

2000

PLAYER	YR	POS	TEAM
*Virgil Stanesco	JR	C	USA
Orlando Butler	JR	G	ULL
Blane Harmon	JR	G	ULL
Gerrard Henderson	JR	G	Tech
Chris Marcus	SO	C	WKU
Lonnie Thomas	JR	F	ULL

2001

PLAYER	YR	POS	TEAM
*Chris Marcus	JR	C	WKU
Carlos Arroyo	SR	F	FIU
Blane Harmon	SR	F	ULL
Nashon McPherson	SR	G	WKU
Virgil Stanesco	SR	C	USA
Tory Walker	SR	F	UNO

2002

PLAYER	YR	POS	TEAM
*Derek Robinson	SR	G	WKU
Eric Channing	SR	G	NMSU
Anthony Johnson	JR	F	ULL
Chris Marcus	SR	C	WKU
Michael Southall	FR	C	ULL
Patrick Sparks	FR	G	WKU

2003

PLAYER	YR	POS	TEAM
*Patrick Sparks	SO	G	WKU
David Boyden	SR	F	WKU
Tommy Gunn	JR	G	MT
William Pippen	SR	F	MT
B.J. Pratt	SR	G	DEN
Mike Wells	JR	G	WKU

2004

PLAYER	YR	POS	TEAM
*Bo McCalebb	FR	G	UNO
Brad Boyd	SR	F	ULL
Michael Cuffee	JR	F	MT
Brandon Freeman	JR	G	UALR
Tommy Gunn	SR	G	MT
Brian Hamilton	JR	F	ULL

2005

PLAYER	YR	POS	TEAM
*Tiras Wade	JR	G	ULL
Ivan Almonte	JR	F	FIU
Erik Benzel	SR	G	Denver
Brian Hamilton	SR	F	ULL
Dwayne Mitchell	JR	G	ULL
Courtney Lee	FR	F	WKU

2006

PLAYER	YR	POS	TEAM
*Chey Christie	SR	G	USA
Richard Law	SR	F	USA
Elgrace Wilborn	SR	C/F	WKU
Anthony Winchester	SR	G	WKU
Michael Southall	SR	C	ULL
Yemi Nicholson	SR	C	DU

2007

PLAYER	YR	POS	TEAM
*Calvin Watson	SR	G	NT
Bo McCalebb	JR	G	UNO
Courtney Lee	JR	G/F	WKU
Isaac Wells	JR	F	ASU
Ben Bell	JR	G	NT
Adrian Banks	JR	G	ASU

2008

PLAYER	YR	POS	TEAM
*Jeremy Evans	SO	F	WKU
Demetric Bennett	SR	G	USA
Kevin Kanaskie	JR	G	MT
Desmond Yates	SO	F	MT
Courtney Lee	SR	G	WKU
Tyrone Brazelton	SR	G	WKU

2009

PLAYER	YR	POS	TEAM
*AJ Slaughter	JR	G	WKU
Josh White	SO	G	NT
DeAndre Coleman	SR	F	USA
Dominic Tilford	SR	G	USA
Orlando Mendez-Valdez	SR	G	WKU
Sergio Kerusch	SO	G/F	WKU

2010

PLAYER	YR	POS	TEAM
Brandon Hazzard	SR	G	TROY
George Odufuwa	JR	F	NT
Nate Rohnert	SR	G/F	DU
AJ Slaughter	SR	G	WKU
Michael Vogler	SR	G	TROY
*Eric Tramiel	SR	F	NT

2011

PLAYER	YR	POS	TEAM
Tristan Thompson	SR	G	NT
Sergio Kerusch	SR	F	WKU
George Odufuwa	SR	C/F	NT
Josh White	SR	G	NT
Alex Garcia-Mendoza	SR	G	UALR
*Solomon Bozeman	SR	G	UALR

*TOURNAMENT MVP



Sun Belt Tournament Records

TEAM RECORDS

MOST POINTS

GAME

107..... Troy vs. Arkansas State, 2006

TOURNAMENT

312..... North Texas, 2007

MOST POINTS IN ONE HALF

FIRST HALF

66..... Troy vs. Arkansas State, 2006

SECOND HALF

65..... JU vs. Lamar, 1992

FEWEST POINTS

GAME

20..... South Alabama vs. UNO, 1978

BIGGEST WINNING MARGIN

GAME

46..... USA (105) vs. JU (59), 1989

MOST FIELD GOALS

GAME

44..... JU vs. Georgia State, 1977

44..... USA vs. JU, 1989

TOURNAMENT

113..... USA, 1989

MOST FIELD GOAL ATTEMPTS

GAME

86..... JU vs. Georgia State, 1977

TOURNAMENT

239..... North Texas, 2007

BEST FIELD GOAL PERCENTAGE

GAME

.642 (34-53)..... Charlotte vs. WKU, 1990

MOST THREE-PT FIELD GOALS

GAME

23..... Troy vs. Arkansas State, 2006

TOURNAMENT

29..... Troy, 2006

MOST THREE-PT FIELD GOAL ATTEMPTS

GAME

40..... Troy vs. Arkansas State, 2006

TOURNAMENT

74..... Louisiana-Lafayette, 1998

BEST 3PT FIELD GOAL PERCENTAGE

GAME (MIN 10 ATT)

.636 (7-11)..... UAB, 1987

TOURNAMENT (MIN 15 ATT)

.500 (16-32)..... UAB, 1987

MOST FREE THROWS

GAME

43..... Arkansas State vs. UALR, 2010

TOURNAMENT

91..... VCU, 1980

MOST FREE THROW ATTEMPTS

GAME

58..... Arkansas State vs. UALR, 2010

TOURNAMENT

121..... VCU, 1980

BEST FREE THROW PERCENTAGE

GAME (MIN 10 ATT)

1.000 (12-12)..... USF, 1981

MOST REBOUNDS

GAME

63..... UNO vs. ULL, 1996

TOURNAMENT

165..... North Texas, 2007

MOST ASSISTS

TOURNAMENT

65..... USA, 1989

INDIVIDUAL RECORDS

MOST POINTS

GAME

41..... Dee Brown (JU) vs. ODU, 1990

TOURNAMENT

95..... Tristan Thompson (NT), 2011

MOST FIELD GOALS

GAME

16..... Dee Brown (JU) vs. ODU, 1990

TOURNAMENT

29..... Phil Stinnie (VCU), 1988

MOST FIELD GOAL ATTEMPTS

GAME

26..... Terry Catledge (USA) vs. ODU, 1985

..... Ronnie Murphy (JU) vs. UAB, 1987

..... Tyrone Garri (UNO) vs. USL, 1996

..... Nick Zachery (UALR) vs. NMSU, 2003

..... Bo McCaleb (UNO) vs. ASU, 2007

TOURNAMENT

63..... Phil Stinnie (VCU), 1988.

BEST FIELD GOAL PERCENTAGE

GAME (MIN 10 ATT)

1.000 (10-10)..... Mike Schlegel (VCU) vs. JU, 1985

TOURNAMENT (MIN 15 ATT)

.812 (13-16)..... Kolin Weaver (ASU) vs. UNO, 2001

MOST THREE-PT FIELD GOALS

GAME

9..... John Knox (JU) vs. ASU, 1997

TOURNAMENT

13..... John Knox, JU, 1997

MOST THREE-PT FIELD GOAL ATTEMPTS

GAME

15..... Nick Zachery (UALR) vs. NMSU, 2003

TOURNAMENT

28..... Erik Benzel, Denver, 2005

BEST 3PT FIELD GOAL PERCENTAGE

GAME (MIN 5 ATT)

.875 (7-8)..... Boo Ramsey (Troy) vs. ASU, 2006

TOURNAMENT (MIN 10 ATT)

.727 (8-11)..... Jeff Hodge (USA), 1989

MOST FREE THROWS

GAME

20..... Tristan Thompson (NT) vs. FAU, 2011

TOURNAMENT

44..... Solomon Bozeman (UALR), 2011

MOST FREE THROW ATTEMPTS

GAME

22..... Solomon Bozeman (UALR) vs. MT, 2011

TOURNAMENT

50..... Solomon Bozeman (UALR), 2011

BEST FREE THROW PERCENTAGE

GAME (MIN 10 ATT)

1.000 (20-20)..... Tristan Thompson (NT) vs. FAU, 2011

1.000 (14-14)..... Shaun Reynolds (UNO) vs. UALR, 2007

1.000 (13-13)..... Rashad Allison (ASU) vs. UALR, 2010

1.000 (12-12)..... Tiras Wade (ULL) vs. Denver, 2005

1.000 (10-10)..... Gerald Williams (UNO) vs. USA, 1994

TOURNAMENT (MIN 10 ATT)

1.000 (16-16)..... Shaun Reynolds (UNO), 2007

1.000 (15-15)..... Keith Thomas (ODU), 1984

1.000 (13-13)..... Rashad Allison (ASU), 2010

1.000 (11-11)..... Rolando Lamb (VCU), 1985

1.000 (11-11)..... Calvin Duncan (VCU), 1985

1.000 (10-10)..... D'Andre Williams (UALR), 2011

1.000 (10-10)..... Jeff Hodge (USA), 1988

1.000 (10-10)..... John Thompson (VCU), 1988

1.000 (10-10)..... Jack Kramer (UAB), 1990

MOST REBOUNDS

GAME

21..... Shawnson Johnson (UNT) vs. UNO, 2004

TOURNAMENT

50..... George Odufuwa (NT), 2011

MOST BLOCKED SHOTS

GAME

8..... Ryan Moss (UALR) vs. Louisiana Tech, 1998

..... Shawnson Johnson (UNT) vs. UNO, 2004

MOST ASSISTS

GAME

12..... Frank Smith (ODU) vs. USA, 1985

..... Frank Smith (ODU) vs. VCU, 1985

MOST STEALS

GAME

7..... Michael Green (USA) vs. USF, 1983

The Sun Belt Conference

Commissioner Wright Waters

The Sun Belt Conference Staff

2011-12 SBC Tournament Bracket

2011-12 SBC Composite Schedule

Sun Belt Conference Record Book



Sun Belt Tournament Records

SUN BELT TOURNAMENT COMPOSITE STANDINGS

SCHOOL	YEARS	W-L	SF	2ND	TITLES
WKU	29 (1983-2011)	41-22 (.657)	20	4	1993, 95, 2001, 02, 03, 08, 09
NT	11 (2001-2011)	14-8 (.609)	3	1	2007, 2010
Louisiana-Lafayette	20 (1992-2011)	18-15 (.545)	10	2	1992, 94, 2000
MT	11 (2001-2011)	12-11 (.522)	4	2	--
UALR	20 (1992-2011)	20-19 (.513)	9	2	2011
USA	35 (1977-2011)	30-30 (.500)	17	4	1989, 91, 97, 98, 2006
Denver	11 (2000-2011)	8-11 (.421)	4	1	--
Troy	6 (2006-2011)	4-6 (.400)	1	1	--
FIU	12 (1999-2011)	7-12 (.368)	2	0	--
ASU	20 (1992-2011)	11-19 (.367)	3	0	1999
FAU	5 (2007-2011)	2-5 (.286)	0	0	--
Louisiana-Monroe	5 (2007-2011)	2-5 (.286)	0	0	--
FMR. SBC MEMBERS	YEARS	W-L	SF	2ND	TITLES
UAB	12 (1980-91)	20-8 (.714)	10	3	1982, 83, 84, 87
VCU	12 (1980-91)	14-9 (.609)	8	2	1980, 81, 85
JU	22 (1977-98)	20-20 (.500)	12	1	1979, 86
UNO	22 (1977-80, 92-08, 2010)	19-20 (.487)	8	3	1978, 96
ODU	9 (1983-91)	8-9 (.471)	5	3	--
Tech	10 (1992-01)	8-10 (.444)	4	2	--
UNCC	15 (1977-91)	9-13 (.409)	6	1	1977, 88
NMSU	3 (2002-05)	2-3 (.400)	2	0	--
USF	15 (1977-91)	9-14 (.391)	6	2	1990
UTPA	6 (1992, 94-98)	3-6 (.333)	1	0	--
Lamar	7 (1992-98)	2-7 (.222)	1	0	--
GSU	5 (1977-81)	1-6 (.143)	1	0	--
UCF	1 (1992)	0-1 (.000)	0	0	--

SUN BELT TOURNAMENT OVERALL WINS

SCHOOL	WINS
WKU	41
SOUTH ALABAMA	30
UALR	20
UAB	20
Jacksonville	20
New Orleans	19
LOUISIANA-LAFAYETTE	18
NORTH TEXAS	14
VCU	14
MIDDLE TENNESSEE	12
ARKANSAS STATE	11
Charlotte	9
South Florida	9
Old Dominion	8
Louisiana Tech	8
FIU	7
DENVER	6
TROY	4
UTPA	3
FLORIDA ATLANTIC	2
LOUISIANA-MONROE	2
Lamar	2
New Mexico State	2
Georgia State	1

BOLD CAPS - current member

SUN BELT CONFERENCE TOURNAMENT ATTENDANCE

YEAR	SITE	TOTAL ATTENDANCE	AVG PER SESSION
1977	Charlotte Coliseum (Charlotte, NC)	18,745	9,373
1978	Charlotte Coliseum (Charlotte, NC)	22,566	7,522
1979	Charlotte Coliseum (Charlotte, NC)	19,382	6,461
1980	Charlotte Coliseum (Charlotte, NC)	12,874	3,219
1981	Jacksonville Coliseum (Jacksonville, FL)	15,264	5,088
1982	Birmingham-Jefferson Coliseum (Birmingham, AL)	29,079	9,693
1983	Birmingham-Jefferson Coliseum (Birmingham, AL)	39,064	9,766
1984	Birmingham-Jefferson Coliseum (Birmingham, AL)	35,029	8,757
1985	Hampton Coliseum (Hampton, VA)	30,894	7,724
1986	Birmingham-Jefferson Coliseum (Birmingham, AL)	25,724	6,431
1987	E.A. Diddle Arena (Bowling Green, KY)	32,000	8,000
1988	Richmond Coliseum (Richmond, VA)	30,834	7,709
1989	Charlotte Coliseum (Charlotte, NC)	20,830	5,207
1990	Birmingham-Jefferson Coliseum (Birmingham, AL)	27,818	6,955
1991	Mobile Civic Center (Mobile, AL)	42,200	10,550
1992	Mississippi Coast Coliseum (Biloxi, MS)	14,416	2,883
1993	Mississippi Coast Coliseum (Biloxi, MS)	19,649	4,912
1994	E.A. Diddle Arena (Bowling Green, KY)	34,946	6,989
1995	Barton Coliseum (Little Rock, AR)	25,063	5,012
1996	Barton Coliseum (Little Rock, AR)	23,842	4,768
1997	Barton Coliseum (Little Rock, AR)	12,754	2,551
1998	CAJUNDOME (Lafayette, LA)	25,156	5,032
1999	CAJUNDOME (Lafayette, LA)	15,830	3,958
2000	Alltel Arena (Little Rock, AR)	15,628	3,907
2001	Mitchell Arena (Mobile, AL)	23,926	3,988
2002	Lakefront Arena (New Orleans, LA)	20,166	4,033
2003	E.A. Diddle Arena (Bowling Green, KY)	29,410	5,882
2004	E.A. Diddle Arena (Bowling Green, KY)	16,717	2,388
2005	The Super Pit (Denton, TX)	13,355	2,226
2006	The Murphy Center (Murfreesboro, TN)	15,436	2,576
2007	CAJUNDOME (Lafayette, LA)	13,767	2,753
2008	The Mitchell Center (Mobile, AL)	23,362	3,337
2009	Summit Arena (Hot Springs, AR)	23,611	4,723
2010	Summit Arena (Hot Springs, AR)	21,477	4,295
2011	Summit Arena (Hot Springs, AR)	16,583	4,146



SUN BELT CONFERENCE BASKETBALL MEDIA RELATIONS DIRECTORY

UALR TROJANS

2801 S. University Ave.
Little Rock, Ark., 72204
www.ualrtrojans.com

Fax: (501) 683-7002

JOE ANGOLIA, DIRECTOR (MBB Contact)

Phone: (501) 569-3449

E-mail: jaangolia@ualr.edu

BRANDY SWEEDEN DIXON, ASSISTANT

Phone: (501) 683-7003

E-mail: bmsweeden@ualr.edu

ARKANSAS STATE RED WOLVES

PO Box 1000
217 Olympic Drive
Convocation Center
Jonesboro, Ark., 72401
www.astateredwolves.com
Fax: (870) 972-3367

JERRY SCOTT, DIRECTOR

Phone: (870) 972-2541

Email: jscott@astate.edu

VAN PROVENCE, ASSISTANT

Phone: (870) 972-2541

Email: vprovence@astate.edu

ANTHONY REYNOLDS, ASSISTANT (MBB Contact)

Phone: (870) 972-3547

Email: areynolds@astate.edu

CHRIS GRADY, GRADUATE ASSISTANT

Phone: (870) 972-2541

Email: christop.grady@astate.edu

DENVER PIONEERS

2201 E. Asbury Ave.
Denver, Colo., 80208
www.denverpioneers.com
Fax: (303) 871-3890

ERICH BACHER, DIRECTOR

Phone: (303) 871-2390

Email: ebacher@du.edu

MICHAEL KENNEDY, ASSOCIATE (MBB Contact)

Phone: (303) 871-7555

Email: michael.kennedy@du.edu

NICOLE DUPES, ASSISTANT

Phone: (303) 871-4990

Email: nicole.dupes@du.edu

FLORIDA ATLANTIC OWLS

777 Glades Road
Boca Raton, Fla., 33431
www.fausports.com
Fax: (561) 297-3499

KATRINA MCCORMACK, DIRECTOR

Phone: (561) 297-3163

Email: kmccormi@fau.edu

JUSTIN JOHNSON, ASSISTANT (MBB Contact)

Phone: (561) 302-0461

Email: jjohn218@fau.edu

DALE LONG, ASSISTANT

Phone: (561) 756-0653

Email: dlong16@fau.edu

MEGHAN O'KEEFE, GRADUATE ASSISTANT

Phone: 561-350-5933

Email: mokeefe5@fau.edu

FIU GOLDEN PANTHERS

11200 SW 8th Street
U.S. Century Bank Arena
Miami, Fla., 33199
www.fiusports.com

Fax: (305) 348-2963

PAUL DODSON, DIRECTOR

Phone: (305) 348-3164

Email: pdodson@fiu.edu

IVAN IRIZARRY, ASSOCIATE DIRECTOR

Phone: (305) 348-6666

Email: iiriz001@fiu.edu

MATT RATNER, ASSISTANT

Phone: (305) 348-1496

Email: mratner@fiu.edu

MAEGAN AZPIAZU, ASSISTANT

Phone: (305) 348-0261

Email: mazpiazu@fiu.edu

PETE PELEGRIN, COORDINATOR

Phone: (305) 348-1357

Email: ppelegr@fiu.edu

LOUISIANA-LAFAYETTE RAGIN' CAJUNS

201 Reinhardt Drive
Lafayette, La., 70506
www.ragincajuns.com

Fax: (337) 482-6649

DARYL CETNAR, DIRECTOR

Phone: (337) 482-6331

Email: sportsinfo@louisiana.edu

MATT HEBERT, ASSISTANT (MBB Contact)

Phone: (337) 482-6330

Email: matth@louisiana.edu

JEFF SCHNEIDER, INTERN

Phone: (337) 482-6332

Email: jschneid@louisiana.edu

LOUISIANA-MONROE WARHAWKS

308 Stadium Drive
Monroe, La., 71209
www.ulmathletics.com

Fax: (318) 342-5464

ADAM PRENDERGAST, DIRECTOR

Phone: (318) 342-5463

Email: prendergast@ulm.edu

JEREMY STEVENS, ASSISTANT (MBB Contact)

Phone: (318) 342-5461

Email: jstevens@ulm.edu

RACHEL WILLIAMS, GRADUATE ASSISTANT

Phone: (318) 342-5461

Email: williart@warhawks.ulm.edu

TONY JONES, INTERN

Phone: (318) 342-5461

Email: tjonesulm@gmail.com

MIDDLE TENNESSEE BLUE RAIDERS

MTSU Box 20
1500 Greenland Drive
Murfreesboro, Tenn., 37132
www.goblueraiders.com
Fax: (615) 898-5626

MARK OWENS, DIRECTOR

Phone: (615) 898-5057

Email: owens@goblueraiders.com

TRAVIS WOODS, ASSISTANT

Phone: (615) 898-5270

Email: woods@goblueraiders.com

LESLIE WILHITE, ASSISTANT (MBB Contact)

Phone: (615) 904-8115

Email: wilhite@goblueraiders.com

MARK SLAVICH, INTERN

Phone: (615) 494-5272

Email: slavich@goblueraiders.com

CLAY TRAINUM, INTERN

Phone: (615) 904-8209

Email: slavich@goblueraiders.com

NORTH TEXAS MEAN GREEN

PO Box 31197
800 North Texas Blvd
Denton, Texas, 76203
www.meangreensports.com
Fax: (940) 565-3671

ERIC CAPPER, DIRECTOR

Phone: (940) 565-2476

Email: eric.capper@unt.edu

STEVEN BARTOLOTTA, ASSISTANT

Phone: (940) 369-8329

Email: Steven.Bartolotta@unt.edu

STEPHEN HOWARD, ASSISTANT (MBB Contact)

Phone: (940) 369-8548

Email: stephen.howard@unt.edu

AMY RUGGINI, ASSISTANT

Phone: (940) 369-7980

Email: amy.ruggini@unt.edu

RYAN KASMIERSKY, MEDIA RELATIONS ASST.

Phone: (940) 565-3671

Email: ryan.kasmiersky@unt.edu

DAVID WAXMAN, MEDIA RELATIONS ASST.

Phone: (940) 565-3671

Email: david.waxman@unt.edu

SOUTH ALABAMA JAGUARS

HPELS, Room 1105
307 University Blvd. North
Mobile, AL 36688
www.usajaguars.com
Fax: (251) 460-7297

BRIAN FREMUND, DIRECTOR

Phone: (251) 414-8032

Email: bfremund@usouthal.edu

KEVIN BEASLEY, ASSISTANT

Phone: (251) 414-8033

Email: kbeasley@usouthal.edu

MATT HORNE, ASSISTANT (MBB Contact)

Phone: (251) 414-8184

Email: mhorne@usouthal.edu

CHARLIE NICHOLS, ASSISTANT

Phone: (251) 414-8017

Email: charlesnichols@usouthal.edu

LAUREN LOGAN, INTERN

Phone: (251) 414-8022

Email: llogan@usouthal.edu

TROY TROJANS

Tine W. Davis Field House
100 George Wallace Drive
Troy, Ala., 36082
www.troytrojans.com
Fax: (334) 670-5665

RICKY HAZEL, DIRECTOR

Phone: (334) 670-3832

Email: jehazel@troy.edu

MATT MAYS, ASSISTANT (MBB Contact)

Phone: (334) 670-5654

Email: mtmays@troy.edu

WKU HILLTOPPERS

E.A. Diddle Arena, Room 1140
1605 Avenue of Champions
Bowling Green, KY 42101
www.wkusports.com
Fax: (270) 745-3444

TODD STEWART, ASSOC. AD/COMMUNICATIONS

Phone: (270) 745-3161

Email: todd.stewart@wku.edu

CHRIS GLOWACKI, ASSOCIATE DIR.

Phone: (270) 745-5388

Email: chris.glowacki@wku.edu

MICHAEL SCHROEDER, ASST. DIR. (MBB Contact)

Phone: (270) 745-5045

Email: michael.schroeder@wku.edu

MELISSA ANDERSON, ASSISTANT DIR.

Phone: (270) 745-3756

Email: melissa.anderson@wku.edu

PAUL JUST, DIRECTOR EMERITUS

Phone: (270) 745-5379

Email: paul.just@wku.edu

MIKE HAASE, MEDIA RELATIONS ASST.

Phone: (270) 745-2599

Email: michael.haase@wku.edu

CRAIG MOREHEAD, XC AND TRACK & FIELD

Phone: (270) 745-6025

Email: craig.morehead@wku.edu

SUN BELT CONFERENCE

601 Poydras Street, Ste. 2355
New Orleans, La., 70130
www.sunbeltsports.org
Fax: (504) 299-9068

JOHN MCELWAIN, ASSOCIATE COMMISSIONER

Phone: (504) 299-9066 ext. 215

Email: mcelwain@sunbeltsports.org

TRAVIS LLEWELYN, ASSISTANT COMMISSIONER

Phone: (504) 299-9066 ext. 216

Email: llewelyn@sunbeltsports.org

KEITH NUNEZ, ASSISTANT COMMISSIONER

(MBB Contact)

Phone: (504) 299-9066 ext. 218

Email: nunez@sunbeltsports.org

CHRISTIANA JOHNS, MEDIA RELATIONS ASST.

Phone: (504) 299-9066 ext. 220

Email: johns@sunbeltsports.org

The Sun Belt Conference

Commissioner Wright Waters

The Sun Belt Conference Staff


2011-12 SBC Tournament Bracket

2011-12 SBC Composite Schedule

Sun Belt Conference Record Book



competition



**WILSON IS PROUD TO BE
THE OFFICIAL BALL OF THE
SUN BELT CONFERENCE**



Wilson

WILSONBASKETBALL.COM



Crowning 88 team
champions this year.

Be there.



NCAA and NCAA.com are registered trademarks of the National Collegiate Athletic Association.



GEICO

21 GAMES

2 COURTS

2 **SUN
BELT**
CONFERENCE

CHAMPIONS

SUN BELT CONFERENCE
BASKETBALL CHAMPIONSHIPS
MEN'S & WOMEN'S

SUMMIT ARENA

MARCH 6-9 • HOT SPRINGS, ARK
FOR TICKETS CALL (501) 620-5003

SUNBELT
CONFERENCE