




Parish Name: Asselby

Size in hectares: 632.14

<p>Residents</p> <p>Males: 147 49.2%</p> <p>Females: 152 50.8%</p> <p>Total: 299</p>		<p>Ethnicity</p> <table border="1"> <tr> <td> <p>White</p> <p>British: 297</p> <p>Irish: 0</p> <p>Other White: 0</p> <p>Total: 297</p> </td> <td> <p>Asian or Asian British</p> <p>Indian: 0</p> <p>Pakistani: 0</p> <p>Bangladeshi: 0</p> <p>Other Asian: 0</p> <p>Total: 0</p> </td> <td> <p>Chinese or Other Ethnic Group</p> <p>Chinese: 0</p> <p>Other Ethnic Group: 0</p> <p>Total: 0</p> </td> </tr> <tr> <td> <p>Mixed</p> <p>White and Black Caribbean: 0</p> <p>White and Black African: 0</p> <p>White and Asian: 0</p> <p>Other Mixed: 0</p> <p>Total: 0</p> </td> <td> <p>Black or Black British</p> <p>Black Caribbean: 3</p> <p>Black African: 0</p> <p>Other Black: 0</p> <p>Total: 3</p> </td> <td colspan="2">  </td> </tr> </table>			<p>White</p> <p>British: 297</p> <p>Irish: 0</p> <p>Other White: 0</p> <p>Total: 297</p>	<p>Asian or Asian British</p> <p>Indian: 0</p> <p>Pakistani: 0</p> <p>Bangladeshi: 0</p> <p>Other Asian: 0</p> <p>Total: 0</p>	<p>Chinese or Other Ethnic Group</p> <p>Chinese: 0</p> <p>Other Ethnic Group: 0</p> <p>Total: 0</p>	<p>Mixed</p> <p>White and Black Caribbean: 0</p> <p>White and Black African: 0</p> <p>White and Asian: 0</p> <p>Other Mixed: 0</p> <p>Total: 0</p>	<p>Black or Black British</p> <p>Black Caribbean: 3</p> <p>Black African: 0</p> <p>Other Black: 0</p> <p>Total: 3</p>										
<p>White</p> <p>British: 297</p> <p>Irish: 0</p> <p>Other White: 0</p> <p>Total: 297</p>	<p>Asian or Asian British</p> <p>Indian: 0</p> <p>Pakistani: 0</p> <p>Bangladeshi: 0</p> <p>Other Asian: 0</p> <p>Total: 0</p>	<p>Chinese or Other Ethnic Group</p> <p>Chinese: 0</p> <p>Other Ethnic Group: 0</p> <p>Total: 0</p>																	
<p>Mixed</p> <p>White and Black Caribbean: 0</p> <p>White and Black African: 0</p> <p>White and Asian: 0</p> <p>Other Mixed: 0</p> <p>Total: 0</p>	<p>Black or Black British</p> <p>Black Caribbean: 3</p> <p>Black African: 0</p> <p>Other Black: 0</p> <p>Total: 3</p>																		
<p>Age Profile</p> <p>Age 0 - 4: 15 5.0%</p> <p>Age 5 - 15: 48 16.1%</p> <p>Age 16 - 24: 22 7.4%</p> <p>Age 25 - 44: 100 33.4%</p> <p>Age 45 - 64: 82 27.4%</p> <p>Age 65 - 74: 18 6.0%</p> <p>Age 75 plus: 14 4.7%</p> <p>Total: 299</p>																			
<p>Households</p> <table border="1"> <tr> <td>All households: 113</td> <td>Average household size: 2.65</td> <td>Households with dependent children and no adult in employment: 0</td> <td>Households renting from Council: 0</td> </tr> <tr> <td>One Person Household - Pensioner: 8</td> <td>Lone parents in part-time employment: 0</td> <td>Households with central heating and sole use of bath/shower: 108</td> <td>Households renting from private landlord: 9</td> </tr> <tr> <td>One Person Household - Other: 8</td> <td>Lone parents in full-time employment: 3</td> <td>Lone parent households with dependent children: 6</td> <td>Owner-occupied households: 104</td> </tr> <tr> <td>Occupancy rating -1 or less: 0</td> <td></td> <td></td> <td></td> </tr> </table>				All households: 113	Average household size: 2.65	Households with dependent children and no adult in employment: 0	Households renting from Council: 0	One Person Household - Pensioner: 8	Lone parents in part-time employment: 0	Households with central heating and sole use of bath/shower: 108	Households renting from private landlord: 9	One Person Household - Other: 8	Lone parents in full-time employment: 3	Lone parent households with dependent children: 6	Owner-occupied households: 104	Occupancy rating -1 or less: 0			
All households: 113	Average household size: 2.65	Households with dependent children and no adult in employment: 0	Households renting from Council: 0																
One Person Household - Pensioner: 8	Lone parents in part-time employment: 0	Households with central heating and sole use of bath/shower: 108	Households renting from private landlord: 9																
One Person Household - Other: 8	Lone parents in full-time employment: 3	Lone parent households with dependent children: 6	Owner-occupied households: 104																
Occupancy rating -1 or less: 0																			

Parish Name: Asselby

Size in hectares: 632.14

<u>Economic Activity</u>					<u>Cars and Vans in the Area</u>	
	Male		Female		Total	
Residents aged 16 to 74:	106	47.7%	116	52.3%	222	All cars or vans in the area: 208
Economically active; employed:	84	51.5%	79	48.5%	163	Number of households without a car or van: 5
Economically active; unemployed:	0	0.0%	3	100.0%	3	Number of households with one car or van: 35
Economically inactive:	22	43.1%	29	56.9%	51	Number of households with 2 cars or vans: 50
						Number of households with 3 or more cars or vans: 23
<u>Residents in Employment aged 16 to 74</u>					<u>Population Characteristics</u>	
Average hours worked by males:	48.55		Average distance of travel to work in km	21.42		Divorced or widowed: 30
Average hours worked by females:	31.15		Travel to work by public transport:	3		People with a limiting long-term illness: 32
Employed in extractive and manufacturing industries:	55		Travel to work by motorcycle/car/van:	144		People with good health: 218
Employed in service industries:	114		Travel to work by other means/work at home:	23		People providing unpaid care: 35
<u>Dwellings</u>			<u>National Statistics Socio-economic Classification (NS-SeC) - Residents aged 16 to 74</u>			
The total number of dwellings:	120		Managerial and professional occupations:	85	Never worked and long-term unemployed:	0
Detached houses and bungalows:	103		Intermediate occupations:	16		
Semi-detached/ terraced houses and bungalows:	17		Small employers and own-account workers:	31	Not classified:	39
Flat/maisonette/apartment/caravan:	0		Lower supervisory and technical occupations:	9		
			Semi-routine and routine occupations:	41		

Parish Name: Asselby

Size in hectares: 632.14

Qualifications (residents aged 16 to 74)

Level 1: 1+ 'O' level passes, 1+ CSE/GCSE any grade, NVQ level 1, Foundation GNVQ

Level 2: 5+ 'O' level passes, 5+ CSEs (grade 1), 5+ GCSEs (grades A-C), School Certificate, 1+ 'A' levels/AS levels, NVQ level 2, Intermediate GNVQ

Level 3: 2+ 'A' levels, 4+ AS levels, Higher School Certificate, NVQ level 3, Advanced GNVQ

Level 4/5: First degree, Higher degree, NVQ levels 4 and 5, HNC, HND, Qualified Teacher status, Qualified Medical Doctor, Qualified Dentist, Qualified Nurse, Midwife, Health Visitor

Residents without a qualification or highest qualification at level 1:

104
46.8%

Residents with a highest qualification at level 2:

57
25.7%

Residents with highest qualifications at level 3, 4 or 5:

61
27.5%