

STANFORD



2012 WOMEN'S GYMNASTICS RECORD BOOK



Stanford Women's Gymnastics 2012 Schedule

| Date | Opponent | Location | Time |
|----------------|------------------------------|-------------------------|---------------|
| Jan. 15 | NorCal Quad Meet | Burnham Pavilion | 2 p.m. |
| Jan. 22 | Washington | Burnham Pavilion | 2 p.m. |
| Jan. 27 | Oregon State | Corvallis, Ore. | 7 p.m. |
| Feb. 5 | UCLA | Los Angeles | 12:30 p.m. |
| Feb. 12 | California | Berkeley, Calif. | 2 p.m. |
| Feb. 18 | Metroplex Challenge | Fort Worth, Texas | 4:30 p.m. |
| Feb. 24 | Utah | Salt Lake City | 6 p.m. |
| March 4 | Arizona, California | Burnham Pavilion | 2 p.m. |
| March 9 | Arizona State | Tempe, Ariz. | 6 p.m. |
| March 24 | Pac-12 Championships | Salt Lake City | 1 p.m. |
| April 7 | NCAA Regionals | TBD | TBA |
| April 20 | NCAA Team Preliminaries | Duluth, Ga. | TBA |
| April 21 | NCAA Super Six Finals | Duluth, Ga. | TBA |
| April 22 | NCAA Individual Event Finals | Duluth, Ga. | TBA |

Home events in bold

All times Pacific

Stanford Facts

General Information

Location: Stanford, Calif.
Enrollment: 15,319 (6,878 undergrad)
Nickname: Cardinal
Colors: Cardinal and White
Conference: Pacific-12
Home Gyms (capacity):
 Maples Pavilion (5,488)
 Burnham Pavilion (1,200)
Training Facility:
 Ford Center
President: Dr. John L. Hennessy
Athletics Director: Bob Bowlsby
Sport Administrator: Brian Talbott
Faculty Athletic Rep.: Ramon Saldivar
Athletics Web site: gostanford.com

Women's Gymnastics Staff

Head Coach:
 Kristen Smyth (California, '93),
 11th year
Record at Stanford: 160-42-1
E-mail: kristen.smyth@stanford.edu
Office phone: (650) 725-6143
Assistant Coach:
 Chris Swircek (San Jose St. '93), ninth year
E-mail: cswircek@stanford.edu
Assistant Coach:
 Tabitha Yim (Stanford '08), second year
E-mail: tyim@stanford.edu
Office phone: (650) 724-0457
Office fax: (650) 725-4471
Athletic Trainer: Lindsey Dame
Performance Specialist: Jason Quan

Team Information

2011 Record: 20-4
2011 Pac-10 Finish: Fourth
2011 Regional Finish: Fourth
Returning All-Conference gymnasts:
 Alyssa Brown, Ashley Morgan, Nicole Pechanec
NCAA Super Six Appearances:
 2002, 2004, 2007, 2008, 2010
Best NCAA Finish: Third (2004, 2008)
Letterwinners Ret/Lost: 6/3

Media Relations

Women's Gymnastics Contact:
 David Kiefer
Kiefer's Office Phone: (650) 736-7921
Kiefer's Cell Phone: (650) 759-0258
Kiefer's E-mail: dkiefer@stanford.edu
Media Relations Fax: (650) 725-2957
Mailing Address:
 Stanford Athletics Media Relations
 Arrillaga Family Sports Center
 641 E. Campus Dr.



Front row (left to right): Lucy Meyer, Alyssa Brown, Ivana Hong, Samantha Shapiro.
 Middle row: Ashley Morgan, Amanda Spinner, Pauline Hanset, Shona Morgan.
 Back row: Nicole Dayton, Nicole Pechanec, Alex Archer, Rebecca Wing, Jenny Peter.

2012 Stanford Women's Gymnastics Roster

| Name | Ht. | Yr. | Hometown | High School | Club |
|------------------|------|-----|---------------------------|--------------------------|----------------------------|
| Alex Archer | 5-7 | Fr. | Newport Beach, Calif. | Newport Harbor | Precision Gymnastics |
| Alyssa Brown | 5-2 | Sr. | Oakville, Ontario, Canada | Abbey Park | Gymnastics Mississauga |
| Nicole Dayton | 5-4 | Jr. | Grand Rapids, Mich. | East Grand Rapids | Twisters |
| Pauline Hanset | 5-4 | Fr. | Knoxville, Tenn. | West | Premier Athletics |
| Ivana Hong | 5-1 | Fr. | Allen, Texas | Lovejoy | World Olympic Gymnastics |
| Lucy Meyer | 4-10 | So. | St. Paul, Minn. | St. Paul Academy | Twin City Twisters |
| Ashley Morgan | 5-3 | Jr. | Danville, Calif. | Carondelet | Bay Aerials Gymnastics |
| Shona Morgan | 5-3 | So. | Melbourne, Australia | Distance Ed. Centre | Waverley Gymnastics Centre |
| Nicole Pechanec | 5-5 | Sr. | Phillipsburg, N.J. | Keystone National | Aiken Gymnastics |
| Jenny Peter | 5-4 | Sr. | Lincoln, Neb. | Lincoln Southeast | Solid Rock Gymnastics |
| Samantha Shapiro | 5-0 | Fr. | Los Angeles, Calif. | Windward School | All-Olympia Gymnastics |
| Amanda Spinner | 5-3 | So. | Danville, Calif. | Monte Vista | Bay Aerials Gymnastics |
| Rebecca Wing | 5-5 | Fr. | Farnborough, England | Farn. Sixth Form College | Heathrow Gymnastics |

Coaching Staff

Head Coach: Kristen Smyth (California '93), 11th season
Associate Head Coach: Chris Swircek (San Jose State '93), ninth season
Assistant Coach: Tabitha Yim (Stanford '08), second season
Athletic Trainer: Lindsey Dame

Pronunciation Guide

Kristen Smyth (Smith)
 Shona Morgan (SHOW-na)
 Nicole Pechanec (Pe-CHAN-ec)



2011 Team Results (20-4 regular season, 21-7-1 overall)

| | | | | |
|----------------|-----------------------------------|-----------------|------------------------|-------------------------|
| Jan. 9 | <i>Pac-10 Showcase</i> | <i>1st of 7</i> | | <i>Los Angeles</i> |
| | UCLA | W | 196.625-195.925 | |
| | Oregon State | W | 196.625-195.375 | |
| | Arizona | W | 196.625-193.825 | |
| | Washington | W | 196.625-193.675 | |
| | Arizona State | W | 196.625-191.850 | |
| | California | W | 196.625-191.675 | |
| Jan. 23 | UCLA | W | 196.200-194.825 | Stanford (B) |
| Jan. 28 | Utah | W | 196.825-196.500 | Salt Lake City |
| Feb. 5 | San Jose State | W | 196-975-193.825 | Stanford (B) |
| Feb. 11 | <i>Chicago Style Invitational</i> | <i>1st of 3</i> | | <i>Chicago</i> |
| | Oregon State | W | 196.475-196.350 | |
| | UCLA | W | 196.475-196.300 | |
| Feb. 13 | <i>Michigan tri meet</i> | <i>1st of 3</i> | | <i>Ann Arbor, Mich.</i> |
| | Michigan | W | 196.800-196.500 | |
| | Nebraska | W | 196.800-195.400 | |
| Feb. 18 | Arizona | W | 195.300-194.675 | Tucson, Ariz. |
| Feb. 27 | Arizona State | W | 196.825-192.375 | Stanford (M) |
| March 6 | <i>California quad meet</i> | <i>2nd of 4</i> | | <i>Berkeley, Calif.</i> |
| | Oregon State | L | 196.500-197.000 | |
| | Denver | W | 196.500-194.625 | |
| | California | W | 196.500-194.175 | |
| March 19 | <i>Pacific-10 Championships</i> | <i>4th of 7</i> | | <i>Los Angeles</i> |
| | Oregon State | L | 196.500-197.200 | |
| | UCLA | L | 196.500-196.750 | |
| | Washington | L | 196.500-196.025 | |
| | Arizona | W | 196.500-195.475 | |
| | California | W | 196.500-191.575 | |
| | Arizona State | W | 196.500-190.450 | |
| April 2 | <i>NCAA Ann Arbor Regional</i> | <i>4th of 6</i> | | <i>Ann Arbor, Mich.</i> |
| | Michigan | L | 195.225-197.075 | |
| | Kent State | L | 195.225-195.450 | |
| | Ohio State | L | 195.225-195.350 | |
| | Minnesota | T | 195.225-195.225 | |
| | Iowa State | W | 195.225-194.800 | |

Bold indicates home meet

(B) Burnham Pavilion

(M) Maples Pavilion

Team Event Scores

| Competition | Vault | Bars | Beam | Floor | Total |
|-------------------------|--------|--------|--------|--------|---------|
| Pac-10 Showcase | 49.150 | 49.275 | 49.125 | 49.075 | 196.625 |
| UCLA | 48.825 | 48.975 | 49.150 | 49.250 | 196.200 |
| At Utah | 49.225 | 49.150 | 49.325 | 49.125 | 196.825 |
| San Jose State | 49.225 | 49.150 | 49.150 | 49.450 | 196.975 |
| Chicago Style | 49.150 | 49.200 | 48.975 | 49.150 | 196.475 |
| At Michigan | 49.275 | 49.325 | 48.975 | 49.225 | 196.800 |
| At Arizona | 49.200 | 49.100 | 48.625 | 48.375 | 195.300 |
| Arizona State | 48.350 | 48.000 | 47.175 | 48.850 | 192.375 |
| At California | 49.225 | 49.250 | 48.775 | 49.250 | 196.500 |
| Pac-10 Championships | 49.150 | 48.700 | 49.125 | 49.000 | 195.975 |
| NCAA Ann Arbor Regional | 48.850 | 48.975 | 48.450 | 48.950 | 195.225 |

Individual Season Highs

| Name | Score | Meet | Date |
|-----------------------|--------|-----------------------|---------|
| Vault | | | |
| Ashley Morgan | 9.925 | Arizona State | Feb. 27 |
| Uneven Bars | | | |
| Allyse Ishino | 9.925 | Pac-10 Showcase | Jan. 9 |
| Nicole Pechanec | 9.925 | San Jose State | Feb. 5 |
| Balance Beam | | | |
| Shelley Alexander | 9.925 | UCLA | Jan. 23 |
| Floor Exercise | | | |
| Ashley Morgan | 9.950 | Cal, Ore. St., Denver | March 6 |
| All-Around | | | |
| Allyse Ishino | 39.475 | Utah | Jan. 28 |
| Shelley Alexander | 39.400 | Michigan, Nebraska | Feb. 13 |
| Allsye Ishino | 39.400 | Michigan, Nebraska | Feb. 13 |

Team Season Highs

| Event | Score | Meet | Date |
|-----------------------|---------|--------------------|---------|
| Vault | 49.275 | Michigan, Nebraska | Feb. 13 |
| Uneven Bars | 49.325 | Michigan, Nebraska | Feb. 13 |
| Balance Beam | 49.325 | Utah | Jan. 28 |
| Floor Exercise | 49.450 | San Jose State | Feb. 5 |
| Team Score | 196.975 | San Jose State | Feb. 5 |

2011 Award Winners

Stanford Team Awards

| | |
|---------------------------|-------------------|
| Cardinal Award | Shelley Alexander |
| MVP | Alyssa Brown |
| Academic Award | Amanda Spinner |
| Most Inspirational | Allyse Ishino |
| Most Improved | Nicole Dayton |

| | |
|---|--|
| NACGC/W Scholastic All-Americans | Shelley Alexander, Jenny Peter, Lucy Meyer, Shona Morgan, Amanda Spinner |
|---|--|

Pacific-10 Conference Honors

| | |
|----------------------------------|--|
| First team | Shelley Alexander, all-around Alyssa Brown, balance beam Danielle Ikoma, all-around Ashley Morgan, floor exercise |
| Second team | Nicole Pechanec, floor exercise |
| All-Academic, first team | Danielle Ikoma |
| All-Academic, second team | Shelley Alexander, Allyse Ishino, Nicole Pechanec |
| Honorable mention | Nicole Dayton, Ashley Morgan |




NACGC/Women's Scholastic All-Americans

| | |
|--------------------|------------------------|
| Shelley Alexander | 2010, 2011 |
| Hillary Anderson | 1993 |
| Kendall Beck | 2004 |
| Brittany Billmaier | 2004, 2005 |
| Jennifer Bloom | 1990 |
| Molly Brown | 1992, 1993, 1994 |
| Katie Clancy | 1992, 1993, 1994 |
| Alissa Cooper | 2000, 2002, 2003 |
| Amanda Delgado | 2004, 2005 |
| Julie Dunhill | 1990, 1991 |
| Lauren Elmore | 2005, 2006, 2007, 2008 |
| Kelly Fee | 2006, 2007, 2008, 2009 |
| Caroline Fluhrer | 2002, 2003, 2004 |
| Natalie Foley | 2003, 2006 |
| Marietta Frey | 1990, 1991 |
| Abby Gair | 2000 |
| Erin Geary | 2004 |
| Shelly Goldberg | 2002, 2003, 2004 |
| Sarah Harding | 2000 |
| Katy Herbert | 2002 |
| Danielle Ikoma | 2010 |
| Allyse Ishino | 2007, 2009 |
| Carly Janiga | 2007, 2008, 2009, 2010 |
| Katie Jennings | 1994 |
| Tara LaMorte | 1998 |
| Lise Leveille | 2002, 2003, 2004 |
| Julie McGraw | 2000 |
| Lucy Meyer | 2011 |
| Keri Monahan | 1998 |
| Shona Morgan | 2011 |
| Amy Neio | 1998 |
| Gretchen O'Henley | 2008, 2009 |
| Nicole Ourada | 2009 |
| Nicole Pechanec | 2010 |
| Jenny Peter | 2009, 2010, 2011 |
| Robin Phelps | 2002 |
| Alex Pintchouk | 2005, 2006, 2007, 2008 |
| Aimee Precourt | 2005, 2006, 2007, 2008 |
| Heather Purnell | 2009 |
| Blair Ryland | 2009, 2010 |
| Alexandra Skoly | 2009 |
| Amanda Spinner | 2011 |
| Stacy Sprando | 2004, 2006, 2008 |
| Glyn Sweets | 2006 |
| Anne Thananopavarn | 1998 |
| Jenny Ward | 1993, 1994 |
| Tenaya West | 2009, 2010 |
| Jenny Wilson | 1998, 1999, 2000 |
| Lindsay Wing | 2003, 2004 |
| Kim Young | 1998, 1999, 2000 |

2011 Individual First Places

| Date | Opponent | Name | Event | Score |
|----------|----------------------|-------------------|------------|--------|
| Jan. 9 | Pac-10 Showcase | Shelley Alexander | Vault | 9.875 |
| | | Alyssa Brown | Vault | 9.875 |
| Jan. 23 | UCLA | Shelley Alexander | All-Around | 39.350 |
| | | Alyssa Brown | Bars | 9.850 |
| | | Allyse Ishino | Bars | 9.850 |
| | | Shelley Alexander | Beam | 9.925 |
| Jan. 28 | Utah | Ashley Morgan | Floor | 9.925 |
| | | Allyse Ishino | All-Around | 39.475 |
| | | Shelley Alexander | Vault | 9.900 |
| | | Allyse Ishino | Bars | 9.900 |
| Feb. 5 | San Jose State | Allyse Ishino | Beam | 9.900 |
| | | Ashley Morgan | Beam | 9.900 |
| | | Ashley Morgan | Floor | 9.925 |
| | | Ashley Morgan | Floor | 9.925 |
| Feb. 11 | Chicago Style | Ashley Morgan | All-Around | 39.325 |
| | | Alyse Ishino | Vault | 9.900 |
| | | Nicole Pechanec | Bars | 9.925 |
| | | Alyssa Brown | Beam | 9.850 |
| | | Shona Morgan | Beam | 9.850 |
| Feb. 13 | Michigan, Nebraska | Ashley Morgan | Floor | 9.925 |
| | | Shona Morgan | Floor | 9.925 |
| | | Shelley Alexander | All-Around | 39.375 |
| | | Allyse Ishino | Bars | 9.900 |
| | | Nicole Pechanec | Bars | 9.900 |
| Feb. 18 | Arizona | Shelley Alexander | Beam | 9.900 |
| | | Ashley Morgan | Floor | 9.900 |
| | | Shelley Alexander | All-Around | 39.150 |
| | | Nicole Dayton | Vault | 9.850 |
| | | Shelley Alexander | Vault | 9.850 |
| Feb. 27 | Arizona State | Alyssa Brown | Vault | 9.850 |
| | | Allyse Ishino | Bars | 9.850 |
| | | Nicole Pechanec | Bars | 9.850 |
| | | Kristina Vaculik | Bars | 9.850 |
| | | Alyssa Brown | Beam | 9.825 |
| | | Ashley Morgan | Floor | 9.875 |
| | | Danielle Ikoma | All-Around | 39.275 |
| | | Ashley Morgan | Vault | 9.925 |
| March 6 | Cal, OSU, Denver | Nicole Pechanec | Bars | 9.900 |
| | | Ashley Morgan | Beam | 9.900 |
| | | Ashley Morgan | Floor | 9.925 |
| March 19 | Pac-10 Championships | Ashley Morgan | Floor | 9.950 |
| March 19 | Pac-10 Championships | Ashley Morgan | Floor | 9.900 |



Nicole Pechanec



2011 Stanford Individual Results

SHELLEY ALEXANDER • Senior • Seguin, Texas

| Competition | Vault | Bars | Beam | Floor | AA |
|--------------------------|--------------|--------------|--------------|--------------|---------------|
| at Pac-10 Showcase | 9.875 | 9.825 | 9.800 | 9.750 | 39.250 |
| UCLA | 9.800 | 9.775 | 9.925 | 9.850 | 39.350 |
| at Utah | 9.900 | 9.775 | 9.800 | 9.800 | 39.275 |
| San Jose State | 9.850 | -- | -- | 9.850 | -- |
| at Chicago Style | 9.825 | 9.775 | 9.900 | 9.875 | 39.375 |
| at Michigan, Nebraska | 9.900 | 9.775 | 9.900 | 9.825 | 39.400 |
| at Arizona | 9.850 | 9.725 | 9.800 | 9.775 | 39.150 |
| Arizona State | 9.875 | 9.775 | 9.825 | 9.700 | 39.175 |
| at Cal. Ore. St., Denver | 9.600 | 9.825 | 9.800 | 9.900 | 39.125 |
| Pac-10 Championships | 9.800 | 9.725 | 9.750 | 9.800 | 39.075 |
| NCAA Regionals | 9.800 | 9.750 | 9.725 | 9.700 | 38.975 |
| Season Best | 9.900 | 9.825 | 9.925 | 9.900 | 39.400 |
| Career Best | 9.950 | 9.850 | 9.925 | 9.900 | 39.500 |

ALYSSA BROWN • Junior • Oakville, Ontario, Canada

| Competition | Vault | Bars | Beam | Floor | AA |
|--------------------------|--------------|--------------|--------------|-------|----|
| at Pac-10 Showcase | 9.875 | 9.900 | 9.800 | -- | -- |
| UCLA | 9.825 | 9.850 | 9.825 | -- | -- |
| at Utah | 9.875 | 9.875 | 9.850 | -- | -- |
| San Jose State | 9.875 | 9.850 | 9.850 | -- | -- |
| at Chicago Style | 9.875 | 9.875 | 9.775 | -- | -- |
| at Michigan, Nebraska | 9.900 | 9.900 | 9.725 | -- | -- |
| at Arizona | 9.850 | 9.825 | 9.825 | -- | -- |
| Arizona State | 9.825 | 9.875 | 9.775 | -- | -- |
| at Cal. Ore. St., Denver | 9.900 | 9.900 | 9.625 | -- | -- |
| Pac-10 Championships | 9.850 | 9.850 | 9.850 | -- | -- |
| NCAA Regionals | 9.850 | 9.825 | 9.250 | -- | -- |
| Season Best | 9.900 | 9.900 | 9.850 | -- | -- |
| Career Best | 9.925 | 9.900 | 9.875 | -- | -- |

LAUREN CALDEMEYER • Freshman • Indianapolis, Ind.

| Competition | Vault | Bars | Beam | Floor | AA |
|--------------------|------------------------|------|------|-------|----|
| Season Best | Did not compete | -- | -- | -- | -- |
| Career Best | -- | -- | -- | -- | -- |



Alyssa Brown

NICOLE DAYTON • Sophomore • Grand Rapids, Mich.

| Competition | Vault | Bars | Beam | Floor | AA |
|--------------------------|--------------|--------------|------|--------------|----|
| at Pac-10 Showcase | 9.775 | -- | -- | -- | -- |
| UCLA | 9.750 | -- | -- | 9.775 | -- |
| at Utah | 9.750 | -- | -- | 9.750 | -- |
| San Jose State | 9.725 | 9.800 | -- | 9.850 | -- |
| at Chicago Style | 9.775 | -- | -- | -- | -- |
| at Michigan, Nebraska | 9.850 | -- | -- | -- | -- |
| at Arizona | 9.850 | -- | -- | -- | -- |
| Arizona State | 9.750 | 9.775 | -- | 9.850 | -- |
| at Cal. Ore. St., Denver | 9.850 | 9.800 | -- | 9.750 | -- |
| Pac-10 Championships | 9.800 | -- | -- | 9.750 | -- |
| NCAA Regionals | 9.800 | 9.725 | -- | 9.700 | -- |
| Season Best | 9.850 | 9.800 | -- | 9.850 | -- |
| Career Best | 9.850 | 9.800 | -- | 9.850 | -- |

DANIELLE IKOMA • Senior • Naperville, Ill.

| Competition | Vault | Bars | Beam | Floor | AA |
|--------------------------|--------------|--------------|--------------|--------------|---------------|
| at Pac-10 Showcase | 9.700 | 9.625 | 9.825 | 9.800 | 38.950 |
| UCLA | 9.700 | 9.725 | 9.800 | 9.775 | 39.000 |
| at Utah | 9.850 | 9.675 | 9.875 | 9.725 | 39.125 |
| San Jose State | 9.775 | -- | 9.825 | -- | -- |
| at Chicago Style | 9.525 | 9.750 | 9.775 | 9.700 | 38.750 |
| at Michigan, Nebraska | 9.800 | 9.275 | 9.700 | 9.775 | 38.550 |
| at Arizona | 9.775 | -- | 9.550 | 9.800 | -- |
| Arizona State | 9.775 | 9.850 | 9.825 | 9.825 | 39.275 |
| at Cal. Ore. St., Denver | 9.800 | 9.875 | 9.800 | 9.800 | 39.275 |
| Pac-10 Championships | 9.750 | 9.575 | 9.850 | 9.700 | 38.925 |
| NCAA Regionals | 9.700 | -- | 9.825 | 9.800 | -- |
| Season Best | 9.850 | 9.875 | 9.875 | 9.825 | 39.275 |
| Career Best | 9.875 | 9.875 | 9.875 | 9.875 | 39.275 |

ALLYSE ISHINO • Senior • Santa Ana, Calif.

| Competition | Vault | Bars | Beam | Floor | AA |
|--------------------------|--------------|--------------|--------------|--------------|---------------|
| at Pac-10 Showcase | 9.775 | 9.925 | 9.750 | 9.900 | 39.350 |
| UCLA | 9.750 | 9.850 | 9.750 | 9.850 | 39.200 |
| at Utah | 9.850 | 9.900 | 9.900 | 9.825 | 39.475 |
| San Jose State | 9.900 | 9.725 | -- | -- | -- |
| at Chicago Style | 9.850 | 9.900 | 9.725 | 9.825 | 39.300 |
| at Michigan, Nebraska | 9.825 | 9.900 | 9.800 | 9.875 | 39.400 |
| at Arizona | 9.825 | 9.850 | -- | 6.000 | -- |
| Arizona State | -- | -- | -- | -- | -- |
| at Cal. Ore. St., Denver | -- | -- | -- | -- | -- |
| Pac-10 Championships | -- | 9.775 | 9.750 | -- | -- |
| NCAA Regionals | -- | 9.225 | 9.775 | -- | -- |
| Season Best | 9.900 | 9.925 | 9.900 | 9.900 | 39.475 |
| Career Best | 9.900 | 9.925 | 9.900 | 9.900 | 39.475 |

LUCY MEYER • Freshman • St. Paul, Minn.

| Competition | Vault | Bars | Beam | Floor | AA |
|--------------------|------------------------|------|------|-------|----|
| Season Best | Did not compete | -- | -- | -- | -- |
| Career Best | -- | -- | -- | -- | -- |

ASHLEY MORGAN • Sophomore • Danville, Calif.

| Competition | Vault | Bars | Beam | Floor | AA |
|--------------------------|--------------|--------------|--------------|--------------|---------------|
| at Pac-10 Showcase | 9.850 | -- | 9.850 | 9.925 | -- |
| UCLA | 9.675 | -- | 9.850 | 9.925 | -- |
| at Utah | 9.725 | -- | 9.900 | 9.925 | -- |
| San Jose State | 9.825 | 9.800 | 9.775 | 9.925 | 39.325 |
| at Chicago Style | 9.825 | -- | 9.700 | 9.900 | -- |
| at Michigan, Nebraska | 9.775 | -- | -- | 9.00 | -- |
| at Arizona | 9.825 | 9.675 | 9.525 | 9.875 | 38.900 |
| Arizona State | 9.925 | -- | 9.900 | 9.925 | -- |
| at Cal. Ore. St., Denver | 9.775 | 9.850 | 9.750 | 9.950 | 39.325 |
| Pac-10 Championships | 9.850 | 9.700 | 9.825 | 9.900 | 39.275 |
| NCAA Regionals | 9.100 | -- | 9.250 | 9.900 | -- |
| Season Best | 9.925 | 9.850 | 9.900 | 9.950 | 39.325 |
| Career Best | 9.925 | 9.850 | 9.900 | 9.950 | 39.450 |

SHONA MORGAN • Freshman • Melbourne, Australia

| Competition | Vault | Bars | Beam | Floor | AA |
|--------------------------|-------|------|--------------|--------------|----|
| at Pac-10 Showcase | -- | -- | -- | -- | -- |
| UCLA | -- | -- | -- | -- | -- |
| at Utah | -- | -- | -- | -- | -- |
| San Jose State | -- | -- | 9.850 | 9.925 | -- |
| at Chicago Style | -- | -- | 9.800 | 9.625 | -- |
| at Michigan, Nebraska | -- | -- | 9.850 | 9.725 | -- |
| at Arizona | -- | -- | 9.800 | -- | -- |
| Arizona State | -- | -- | 9.825 | -- | -- |
| at Cal. Ore. St., Denver | -- | -- | 9.075 | -- | -- |
| Pac-10 Championships | -- | -- | 9.850 | -- | -- |
| NCAA Regionals | -- | -- | 9.875 | -- | -- |
| Season Best | -- | -- | 9.875 | 9.925 | -- |
| Career Best | -- | -- | 9.875 | 9.925 | -- |

NICOLE PECHANEC • Junior • Phillipsburg, N.J.

| Competition | Vault | Bars | Beam | Floor | AA |
|--------------------------|--------------|--------------|--------------|--------------|---------------|
| at Pac-10 Showcase | -- | 9.875 | -- | 9.700 | -- |
| UCLA | -- | 9.775 | -- | 9.850 | -- |
| at Utah | -- | 9.800 | -- | 9.825 | -- |
| San Jose State | -- | 9.925 | 9.825 | 9.900 | -- |
| at Chicago Style | -- | 9.900 | -- | 9.850 | -- |
| at Michigan, Nebraska | -- | 9.900 | -- | 9.850 | -- |
| at Arizona | -- | 9.850 | 9.650 | 9.700 | -- |
| Arizona State | -- | 9.900 | 9.650 | 9.875 | -- |
| at Cal. Ore. St., Denver | 9.900 | 9.350 | 9.750 | 9.850 | 38.850 |
| Pac-10 Championships | 9.850 | 9.750 | -- | 9.850 | -- |
| NCAA Regionals | -- | 9.800 | -- | 9.850 | -- |
| Season Best | 9.900 | 9.925 | 9.825 | 9.900 | 38.850 |
| Career Best | 9.900 | 9.925 | 9.900 | 9.950 | 38.850 |

JENNY PETER • Junior • Lincoln, Neb.

| Competition | Vault | Bars | Beam | Floor | AA |
|--------------------|------------------------|--------------|------|-------|----|
| Season Best | Did not compete | -- | -- | -- | -- |
| Career Best | 9.800 | 9.875 | -- | -- | -- |

ALEXANDRA SKOLY • Junior • East Greenwich, R.I.

| Competition | Vault | Bars | Beam | Floor | AA |
|--------------------|------------------------|------|------|-------|----|
| Season Best | Did not compete | -- | -- | -- | -- |
| Career Best | -- | -- | -- | -- | -- |

AMANDA SPINNER • Freshman • Danville, Calif.

| Competition | Vault | Bars | Beam | Floor | AA |
|--------------------|------------------------|------|------|-------|----|
| Season Best | Did not compete | -- | -- | -- | -- |
| Career Best | -- | -- | -- | -- | -- |

KRISTINA VACULIK • Freshman • Whitby, Ontario, Canada

| Competition | Vault | Bars | Beam | Floor | AA |
|--------------------------|--------------|--------------|--------------|--------------|----|
| at Pac-10 Showcase | -- | 9.750 | 9.850 | -- | -- |
| UCLA | -- | 9.575 | 9.700 | -- | -- |
| at Utah | -- | 9.800 | 9.200 | -- | -- |
| San Jose State | -- | 9.775 | 9.800 | 9.825 | -- |
| at Chicago Style | -- | 9.750 | -- | -- | -- |
| at Michigan, Nebraska | -- | 9.850 | 9.225 | -- | -- |
| at Arizona | -- | 9.850 | -- | 9.225 | -- |
| Arizona State | 9.825 | 9.775 | -- | 9.800 | -- |
| at Cal. Ore. St., Denver | -- | -- | -- | -- | -- |
| Pac-10 Championships | -- | -- | -- | 9.575 | -- |
| NCAA Regionals | 9.700 | 9.875 | -- | 9.575 | -- |
| Season Best | 9.825 | 9.875 | 9.850 | 9.825 | -- |
| Career Best | 9.825 | 9.875 | 9.850 | 9.825 | -- |

MING YA ZHOU • Sophomore • Framingham, Mass.

| Competition | Vault | Bars | Beam | Floor | AA |
|--------------------|------------------------|------|------|-------|----|
| Season Best | Did not compete | -- | -- | -- | -- |
| Career Best | -- | -- | -- | -- | -- |



Stanford at Conference Championships


| Year | Site | Score | Place | Conf. |
|------|---------------------|---------|-------|----------|
| 2011 | Los Angeles | 195.975 | 4th | Pac-10 |
| 2010 | Tucson, Ariz. | 196.550 | 2nd | Pac-10 |
| 2009 | Stanford, Calif. | 196.525 | 3rd | Pac-10 |
| 2008 | Seattle, Wash. | 197.000 | 1st | Pac-10 |
| 2007 | Tempe, Ariz. | 196.950 | 2nd | Pac-10 |
| 2006 | Corvallis, Ore. | 197.100 | 1st | Pac-10 |
| 2005 | Berkeley, Calif. | 194.600 | 4th | Pac-10 |
| 2004 | Tucson, Ariz. | 197.900 | 1st | Pac-10 |
| 2003 | Los Angeles | 197.700 | 2nd | Pac-10 |
| 2002 | Stanford, Calif. | 196.150 | 3rd | Pac-10 |
| 2001 | Seattle, Wash. | 197.850 | 1st | Pac-10 |
| 2000 | Tempe, Ariz. | 193.850 | 6th | Pac-10 |
| 1999 | Corvallis, Ore. | 195.150 | 4th | Pac-10 |
| 1998 | Los Angeles, Calif. | 195.275 | 1st | Pac-10 |
| 1997 | Tucson, Ariz. | 196.325 | 2nd | Pac-10 |
| 1996 | Corvallis, Ore. | 193.000 | 6th | Pac-10 |
| 1995 | Tempe, Ariz. | 191.825 | 5th | Pac-10 |
| 1994 | Seattle, Wash. | 191.550 | 4th | Pac-10 |
| 1993 | Stanford, Calif. | 189.000 | 7th | Pac-10 |
| 1992 | Tucson, Ariz. | 191.20 | 5th | Pac-10 |
| 1991 | Los Angeles | 187.75 | 5th | Pac-10 |
| 1990 | Berkeley, Calif. | 183.45 | 7th | Pac-10 |
| 1989 | Corvallis, Ore. | 186.55 | 6th | Pac-10 |
| 1988 | Tempe, Ariz. | 182.55 | 6th | Pac-10 |
| 1987 | Pullman, Wash. | 181.75 | 6th | Pac-10 |
| 1986 | Stanford, Calif. | 181.25 | 4th | Pac West |
| 1985 | Fullerton, Calif. | 180.75 | 4th | WCAA |
| 1984 | Long Beach, Calif. | 180.50 | 6th | WCAA |
| 1983 | San Diego, Calif. | 174.65 | 5th | WCAA |
| 1982 | Berkeley, Calif. | N/A | 1st | NorCal |
| 1981 | Fresno, Calif. | 139.20 | 1st | NorCal |
| 1980 | San Jose, Calif. | 134.80 | 1st | NorCal |
| 1979 | Berkeley, Calif. | 127.25 | 2nd | NorCal |
| 1978 | San Jose, Calif. | 104.55 | 2nd | NorCal |

Stanford's Individual Conference Champions

| Year | Name | Event | Score | Conf. |
|------|------------------|------------|--------|--------|
| 2011 | Ashley Morgan | Floor | 9.900 | Pac-10 |
| 2010 | Carly Janiga | Floor | 9.925 | Pac-10 |
| 2009 | Carly Janiga | All-around | 39.575 | Pac-10 |
| | | Bars | 9.90 | |
| | | Beam | 9.95 | |
| | Nicole Ourada | Bars | 9.90 | |
| | | Floor | 9.90 | |
| 2008 | Tabitha Yim | All-around | 39.550 | Pac-10 |
| | Carly Janiga | Beam | 9.95 | |
| | Liz Tricase | Bars | 9.95 | |
| 2007 | Liz Tricase | Bars | 9.95 | Pac-10 |
| 2006 | Tabitha Yim | All-around | 39.650 | Pac-10 |
| | | Beam | 9.975 | |
| | | Bars | 9.925 | |
| 2004 | Liz Tricase | All-around | 39.800 | Pac-10 |
| | Natalie Foley | Vault | 10.00 | |
| | | Bars | 9.95 | |
| | | Beam | 9.95 | |
| | Caroline Fluhrer | Beam | 9.95 | |
| | Lindsay Wing | Beam | 9.95 | |
| 2003 | Lindsay Wing | Beam | 9.975 | Pac-10 |
| 2002 | Lise Leveille | Beam | 9.90 | Pac-10 |
| | Lindsay Wing | Beam | 9.90 | |
| 2001 | Lindsay Wing | Beam | 9.975 | Pac-10 |
| 1984 | Nanci Goldsmith | Beam | 9.55 | WCAA |
| 1982 | Merilyn Chapman | All-around | 36.85 | NorCal |
| | | Bars | | |
| | | Beam | | |
| | | Floor | | |
| | Linda Bledsoe | Vault | | |
| 1981 | Merilyn Chapman | All-around | 36.85 | NorCal |
| | | Bars | 9.35 | |
| | | Beam | 9.25 | |
| | | Floor | 9.35 | |
| 1980 | Karen Hall | All-around | 35.85 | NorCal |
| | | Bars | 9.05 | |
| | | Beam | 9.00 | |
| | | Floor | 9.10 | |
| 1979 | Karen Hall | All-around | 34.95 | NorCal |
| | Anne Smith | Vault | 9.15 | |
| | | Beam | 8.50 | |



Nanci Goldsmith won the 1984 WCAA balance beam title.



Ashley Morgan was the 2011 Pac-10 floor champion.



Stanford's All-Americans




Kendall Beck
2002: V (1st)




Merilyn Chapman
1982: BB (1st)



Jene Elzie
1992: AA (2nd)



Jennifer Exaltacion
2000: AA, BB (2nd)




Kelly Fee
2007: BB (1st)



Caroline Fluhrer
2004: UB, FX (1st)
2003: UB (2nd)



Natalie Foley
2006: V, UB (2nd)
2004: AA, V, UB, FX (1st); BB (2nd)
2003: AA (1st); V, UB (2nd)



Larissa Fontaine
1999: V (1st)
1998: V (1st)
1997: V, UB, FX (2nd)

Stanford at Regional Championships

| Year | Site | Score | Place |
|------|--------------------------------------|---------|-----------|
| 2011 | Ann Arbor (Ann Arbor, Mich.) | 195.225 | 4th of 6 |
| 2010 | Southeast (Morgantown, W.Va.) | 196.775 | 1st of 6 |
| 2009 | South Central (Fayetteville, Ark.) | 196.200 | 2nd of 6 |
| 2008 | Central (Baton Rouge, La.) | 197.525 | 2nd of 6 |
| 2007 | South Central (Stanford) | 196.600 | 1st of 6 |
| 2006 | West (Stanford) | 195.275 | 3rd of 6 |
| 2005 | West (Seattle, Wash.) | 194.750 | 4th of 6 |
| 2004 | North Central (Denver, Colo.) | 196.575 | 1st of 6 |
| 2003 | North Central (Salt Lake City, Utah) | 196.625 | 2nd of 6 |
| 2002 | North Central (Denver, Colo.) | 196.125 | 1st of 6 |
| 2001 | Northeast (Ann Arbor, Mich.) | 196.725 | 2nd of 6 |
| 2000 | Region I (Corvallis, Ore.) | 195.975 | 3rd of 6 |
| 1999 | Region IV (Baton Rouge, La.) | 194.675 | 1st of 6 |
| 1998 | West (Seattle, Wash.) | 194.625 | 3rd of 7 |
| 1997 | West (Boise, Idaho) | 193.950 | 5th of 11 |
| 1996 | West (Los Angeles) | 194.700 | 3rd of 7 |
| 1995 | West (Corvallis, Ore.) | 192.575 | 3rd of 7 |
| 1994 | West (Boise, Idaho) | 188.775 | 7th of 11 |
| 1993 | West (Corvallis, Ore.) | 191.875 | 3rd of 7 |
| 1992 | West (Berkeley, Calif.) | 191.250 | 4th of 7 |
| 1991 | West (Corvallis, Ore.) | 187.750 | 6th of 7 |
| 1990 | West (Los Angeles) | 185.900 | 6th of 7 |
| 1989 | Western (Fullerton, Calif.) | 185.60 | 6th of 7 |
| 1988 | West (Corvallis, Ore.) | 182.95 | 5th of 7 |
| 1987 | West (Seattle, Wash.) | 183.80 | 4th of 7 |
| 1986 | West (Corvallis, Ore.) | 181.50 | 5th of 6 |
| 1985 | West (Corvallis, Ore.) | 177.15 | 5th of 6 |
| 1984 | West (Fullerton, Calif.) | 176.80 | 6th of 6 |
| 1983 | did not qualify | -- | -- |
| 1982 | West (Tucson, Ariz.) | 142.55 | 5th |
| 1981 | WAIW Region 8 (Fullerton, Calif.) | 138.10 | 6th |
| 1980 | WAIW Region 8 (San Diego, Calif.) | 135.40 | 6th of 8 |
| 1979 | did not qualify | -- | -- |
| 1978 | did not qualify | -- | -- |

Stanford's Individual Regional Champions

| Year | Name | Event | Score | Regional |
|------|-------------------|------------|--------|---------------|
| 2010 | Shelley Alexander | Vault | 9.950 | Southeast |
| | | Beam | 9.900 | |
| 2009 | Carly Janiga | All-around | 39.425 | South Central |
| | Allyse Ishino | Bars | 9.90 | |
| | Nicole Ourada | Vault | 9.875 | |
| 2008 | Kelly Fee | Beam | 9.95 | Central |
| | Liz Tricase | Bars | 9.95 | |
| | Tabitha Yim | Beam | 9.95 | |
| 2007 | Tabitha Yim | All-around | 39.475 | South Central |
| | | Bars | 9.90 | |
| | Liz Tricase | Vault | 9.90 | |
| 2006 | Tabitha Yim | All-around | 39.525 | West |
| | | Bars | 9.95 | |
| | | Beam | 9.90 | |
| 2004 | Lise Leveille | All-around | 39.425 | North Central |
| | Lindsay Wing | Bars | 9.90 | |
| | | Beam | 9.925 | |
| | Natalie Foley | Vault | 9.90 | |
| | Jessica Louie | Vault | 9.90 | |
| 2003 | Natalie Foley | Vault | 9.90 | North Central |
| 2002 | Lindsay Wing | All-around | 39.500 | North Central |
| | | Beam | 9.90 | |
| | Caroline Fluhrer | Bars | 9.925 | |
| | Lise Leveille | Beam | 9.90 | |
| 2001 | Lindsay Wing | All-around | 39.525 | Northeast |
| | | Beam | 9.95 | |
| | Lise Leveille | Floor | 9.95 | |
| | Robin Phelps | Vault | 9.925 | |
| 2000 | Katy Herbert | Beam | 9.925 | Region I |
| 1999 | Katy Herbert | Beam | 9.875 | Region IV |
| 1998 | Larissa Fontaine | Vault | 9.95 | West |
| 1996 | Amy Murakami | All-around | 39.375 | West |
| 1993 | Hillary Anderson | Bars | 9.90 | West |
| | Jene Elzie | Bars | 9.90 | |
| 1985 | Beth Pope | Vault | 9.60 | West |
| 1979 | Karen Hall | Floor | 9.10 | WAIW Region 8 |





Sarah Harding
1999: FX (1st)



Katy Herbert
2000: BB (1st)



Carly Janiga
2010: UB (1st); BB (1st); AA (1st)
2009: UB (1st); AA (2nd)
2008: FX (2nd)
2007: AA, V, FX (1st)

Stanford at NCAA Championships

| Year | Site | Round | Score | Place (finish) |
|------|-------------------|-------------|---------|-------------------|
| 2010 | Gainesville, Fla. | Super Six | 197.100 | 4th of 6 (4th) |
| | | Prelims (2) | 196.300 | 3rd of 6 |
| 2009 | Lincoln, Neb. | Prelims (1) | 196.225 | 4th of 6 (8th) |
| | | Super Six | 196.750 | 3rd of 6 (3rd) |
| 2008 | Athens, Ga. | Prelims (2) | 196.900 | 3rd of 6 |
| | | Super Six | 196.825 | 5th of 6 (5th) |
| 2007 | Salt Lake City | Prelims (2) | 197.200 | 2nd of 6 |
| | | Super Six | 197.125 | 3rd of 6 (3rd) |
| 2004 | Los Angeles | Prelims (1) | 196.850 | 1st of 6 |
| | | Prelims (2) | 196.200 | 5th of 6 (8th) |
| 2002 | Tuscaloosa, Ala. | Super Six | 196.025 | 6th of 6 (6th) |
| | | Prelims (2) | 196.050 | 3rd of 6 |
| 2001 | Athens, Ga. | Prelims (2) | 195.400 | 4th of 6 (8th) |
| | | Prelims (1) | 194.000 | 5th of 6 (10th) |
| 1999 | Salt Lake City | Prelims (1) | 194.000 | 6th of 6 (10th) |
| 1996 | Tuscaloosa, Ala. | Prelims | 194.025 | 6th of 6 (9th) |
| 1992 | Minneapolis | Finals | 189.100 | 10th of 12 (10th) |



Kristin Jensen
1999: UB (2nd)



Lise Leveille
2004: AA (1st); V, UB, BB, FX (2nd)
2002: BB (1st); FX (2nd)
2001: FX (1st)



Amy Murakami
1999: UB, FX (2nd)
1996: AA (1st); BB, FX (2nd)

Top 10 Finishes by Event

| Event | Name | Place | Score | Year |
|-----------------------|------------------|--------|--------|------|
| All-Around | Carly Janiga | 3rd | 39.525 | 2010 |
| | Carly Janiga | 4th | 39.500 | 2007 |
| | Tabitha Yim | 7th | 39.500 | 2008 |
| | Tabitha Yim | 7th | 39.450 | 2007 |
| | Natalie Foley | 7th | 39.375 | 2003 |
| | Tabitha Yim | 8th | 39.375 | 2006 |
| | Natalie Foley | 8th | 39.525 | 2004 |
| | Lindsay Wing | 8th | 39.275 | 2001 |
| | Marilyn Chapman | 8th | 36.25 | 1982 |
| | Marilyn Chapman | 9th | NA | 1981 |
| Vault | Tabitha Yim | 10th | 39.450 | 2005 |
| | Larissa Fontaine | 1st | 9.8625 | 1998 |
| | Natalie Foley | 3rd | 9.894 | 2004 |
| | Larissa Fontaine | 3rd | 9.8125 | 1999 |
| | Kendall Beck | 7th | 9.763 | 2002 |
| Uneven Bars | Karen Hall | 9th | 9.10 | 1979 |
| | Blair Ryland | 9th | 9.7625 | 2010 |
| | Carly Janiga | 1st | 9.9375 | 2010 |
| | Carly Janiga | 2nd | 9.9125 | 2009 |
| | Tabitha Yim | 6th | 9.875 | 2005 |
| Balance Beam | Liz Tricase | 7th | 9.8625 | 2008 |
| | Karen Hall | 8th | 8.40 | 1979 |
| | Tabitha Yim | 9th | 9.325 | 2006 |
| | Caroline Fluhrer | 9th | 9.825 | 2004 |
| | Nicole Ourada | 10th | 9.8125 | 2009 |
| | Natalie Foley | 10th | 9.90 | 2004 |
| | Lindsay Wing | 2nd | 9.925 | 2001 |
| | Carly Janiga | 2nd | 9.8875 | 2010 |
| | Nicole Ourada | 3rd | 9.85 | 2007 |
| | Lindsay Wing | 3rd | 9.338 | 2003 |
| Floor Exercise | Katy Herbert | 3rd | 9.863 | 2000 |
| | Tabitha Yim | 5th | 9.875 | 2008 |
| | Marilyn Chapman | 5th | 9.30 | 1982 |
| | Lindsay Wing | 6th | 9.85 | 2004 |
| | Lise Leveille | 6th | 9.838 | 2002 |
| | Tabitha Yim | 7th | 9.8375 | 2007 |
| | Tabitha Yim | 7th | 9.8375 | 2005 |
| | Nicole Ourada | 10th | 9.80 | 2008 |
| | Tabitha Yim | 3rd | 9.9125 | 2006 |
| | Tabitha Yim | 3rd | 9.925 | 2005 |
| Caroline Fluhrer | 5th | 9.888 | 2004 | |
| Carly Janiga | 8th | 9.8875 | 2007 | |
| Natalie Foley | 9th | 9.85 | 2004 | |
| Sarah Harding | 9th | 9.75 | 1999 | |



Nicole Ourada
2009: UB (1st); FX (2nd)
2008: BB (1st); AA (2nd)
2007: BB (1st); AA, V (2nd)



Blair Ryland
2010: V (1st)
2007: V (2nd)



Glyn Sweets
2003: V, BB (2nd)



Liz Tricase
2008: UB (1st)
2007: V (1st)



Lindsay Wing
2004: BB (1st); AA, UB (2nd)
2003: BB (1st); UB (2nd)
2002: BB (1st)
2001: AA, BB (1st); FX (2nd)



Tabitha Yim
2008: AA, UB, BB (1st)
2007: AA, BB, FX (1st); UB (2nd)
2006: AA, UB, FX (1st)
2005: AA, UB, BB, FX (1st)



Individual Records

| Score | Name | Date |
|-----------------------|------------------|---------|
| All-Around | | |
| 39.825 | Larissa Fontaine | 2/21/00 |
| | Natalie Foley | 2/20/04 |
| | Lindsay Wing | 2/20/04 |
| Vault | | |
| 10.000 | Kendall Beck | 3/7/03 |
| | Natalie Foley | 3/20/04 |
| Uneven Bars | | |
| 10.000 | Amy Murakami | 3/26/99 |
| | Liz Tricase | 1/19/07 |
| Balance Beam | | |
| 10.000 | Lindsay Wing | 3/22/03 |
| | Lise Leveille | 2/20/04 |
| Floor Exercise | | |
| 10.000 | Tracey Kohl | 3/12/99 |
| | Amy Murakami | 3/26/99 |
| | Sarah Harding | 3/26/99 |
| | Larissa Fontaine | 2/21/00 |
| | Caroline Fluhrer | 2/20/04 |
| | Lise Leveille | 2/20/04 |
| | Lindsay Wing | 2/20/04 |

Team Records

| Score | Opponent | Date |
|-----------------------|----------------|---------|
| Overall | | |
| 198.875 | California | 2/20/04 |
| 197.900 | Pac-10 Champs | 3/20/04 |
| 197.850 | Pac-10 Champs | 3/24/01 |
| Vault | | |
| 49.600 | California | 2/20/04 |
| 49.525 | Maryland | 3/6/04 |
| 49.525 | NCAA regionals | 4/12/08 |
| Uneven Bars | | |
| 49.725 | California | 3/26/99 |
| 49.600 | Oklahoma | 3/22/03 |
| Balance Beam | | |
| 49.750 | California | 2/20/04 |
| 49.650 | Pac-10 Champs | 3/20/04 |
| Floor Exercise | | |
| 49.925 | California | 2/20/04 |
| 49.775 | California | 3/26/99 |

All-Americans by Year

- 2010:** Carly Janiga (all-around, 1st; bars, 1st; beam, 1st)
Blair Ryland (vault, 1st)
- 2009:** Carly Janiga (beam, 1st; all-around, 2nd)
Nicole Ourada (bars, 1st; floor, 2nd)
- 2008:** Carly Janiga (floor, 2nd)
Nicole Ourada (beam, 1st; all-around, 2nd)
Liz Tricase (bars, 1st)
Tabitha Yim (all-around, 1st; bars, 1st; beam, 1st)
- 2007:** Kelly Fee (beam, 1st)
Carly Janiga (all-around, 1st; vault, 1st; floor, 1st)
Nicole Ourada (beam, 1st; all-around, 2nd; vault, 2nd)
Blair Ryland (vault, 2nd)
Liz Tricase (vault, 1st)
Tabitha Yim (all-around, 1st; beam, 1st; floor, 1st; bars, 2nd)
- 2006:** Natalie Foley (vault, 2nd; bars, 2nd)
Tabitha Yim (all-around, 1st; bars, 1st; floor, 1st)
- 2005:** Tabitha Yim (all-around, 1st; bars, 1st; beam, 1st; floor, 1st)
- 2004:** Caroline Fluhrer (bars, 1st; floor, 1st)
Natalie Foley (all-around, 1st; vault, 1st; bars, 1st; floor, 1st; beam, 2nd)
Lise Leveille (all-around, 1st; vault, 2nd; bars, 2nd; beam, 2nd; floor, 2nd)
Lindsay Wing (beam, 1st; all-around, 2nd; bars, 2nd)
- 2003:** Caroline Fluhrer (bars, 2nd)
Natalie Foley (all-around, 1st; vault, 2nd; bars, 2nd)
Glyn Sweets (vault, 2nd; beam, 2nd)
Lindsay Wing (beam, 1st; bars, 2nd)
- 2002:** Kendall Beck (vault, 1st)
Lise Leveille (bars, 1st; floor, 2nd)
Lindsay Wing (beam, 1st)
- 2001:** Lise Leveille (floor, 1st)
Lindsay Wing (all-around, 1st; beam, 1st; floor, 2nd)
- 2000:** Jennifer Exaltacion (all-around, 2nd; beam, 2nd)
Katy Herbert (beam, 1st)
- 1999:** Larissa Fontaine (vault, 1st)
Sarah Harding (floor, 1st)
Kathy Jensen (bars, 2nd)
Amy Murakami (bars, 2nd; floor, 2nd)
- 1998:** Larissa Fontaine (vault, 1st)
- 1997:** Larissa Fontaine (vault, 2nd; bars, 2nd; floor, 2nd)
- 1996:** Amy Murakami (all-around, 1st; beam, 2nd; floor, 2nd)
- 1992:** Jene Elzie (all-around, 2nd)
- 1982:** Marilyn Chapman (beam, 1st)

Year by Year Records

| Year | Coach | Regular Season | | | Overall | | | Conf. | Finishes Regional | Nat'l |
|------|-----------------|----------------|----|----|---------|----|----|-------|-------------------|-------|
| | | W | L | T | W | L | T | | | |
| 2011 | Kristen Smyth | 20 | 4 | 0 | 21 | 7 | 1 | 4th | 4th | -- |
| 2010 | Kristen Smyth | 19 | 3 | 0 | 29 | 8 | 0 | 2nd | 1st | 4th |
| 2009 | Kristen Smyth | 17 | 4 | 0 | 23 | 8 | 0 | 3rd | 2nd | 8th |
| 2008 | Kristen Smyth | 20 | 4 | 0 | 30 | 9 | 0 | 1st | 2nd | 3rd |
| 2007 | Kristen Smyth | 15 | 3 | 0 | 25 | 8 | 0 | 2nd | 1st | 5th |
| 2006 | Kristen Smyth | 18 | 3 | 0 | 21 | 5 | 0 | 1st | 3rd | -- |
| 2005 | Kristen Smyth | 8 | 10 | 0 | 10 | 13 | 0 | 4th | 4th | -- |
| 2004 | Kristen Smyth | 14 | 3 | 0 | 25 | 5 | 2 | 1st | 1st | 3rd |
| 2003 | Kristen Smyth | 16 | 3 | 1 | 21 | 8 | 1 | 2nd | 2nd | 8th |
| 2002 | Kristen Smyth | 13 | 5 | 0 | 21 | 12 | 1 | 3rd | 1st | 6th |
| 2001 | Mark Cook | 18 | 3 | 0 | 24 | 7 | 0 | 1st | 2nd | 8th |
| 2000 | Mark Cook | 10 | 8 | 0 | 13 | 10 | 0 | 6th | 3rd | -- |
| 1999 | Mark Cook | 9 | 6 | 1 | 15 | 10 | 1 | 4th | 1st | 10th |
| 1998 | Mark Cook | 14 | 4 | 0 | 18 | 6 | 0 | 1st | 3rd | -- |
| 1997 | Lisa Izzi | 11 | 8 | 0 | 17 | 12 | 0 | 2nd | 5th | -- |
| 1996 | Lisa Izzi | 3 | 12 | 0 | 7 | 19 | 0 | 6th | 3rd | 9th |
| 1995 | Breck Greenwood | 14 | 10 | 0 | 18 | 12 | 0 | 5th | 3rd | -- |
| 1994 | Breck Greenwood | 10 | 11 | 0 | 14 | 17 | 0 | 4th | 7th | -- |
| 1993 | Breck Greenwood | 5 | 12 | 0 | 9 | 14 | 0 | 7th | 3rd | -- |
| 1992 | Breck Greenwood | 8 | 11 | 0 | 13 | 23 | 0 | 5th | 4th | 10th |
| 1991 | Breck Greenwood | 14 | 12 | 0 | 15 | 17 | 0 | 5th | 6th | -- |
| 1990 | Breck Greenwood | 11 | 22 | 0 | 12 | 27 | 0 | 7th | 6th | -- |
| 1989 | Homer Sardina | 9 | 18 | 0 | 10 | 23 | 0 | 6th | 6th | -- |
| 1988 | Homer Sardina | 1 | 6 | 0* | 3 | 10 | 0* | 6th | 5th | -- |
| 1987 | Homer Sardina | 11 | 15 | 0 | 14 | 18 | 0 | 6th | 4th | -- |
| 1986 | Homer Sardina | 10 | 15 | 0 | 11 | 16 | 0 | 4th | 5th | -- |
| 1985 | Homer Sardina | 20 | 9 | 0 | 21 | 13 | 0 | 4th | 5th | -- |
| 1984 | Homer Sardina | 18 | 11 | 0 | 18 | 16 | 0 | 6th | 6th | -- |
| 1983 | Homer Sardina | 1 | 6 | 0* | 1 | 6 | 0* | 5th | -- | -- |
| 1982 | Jackie Walker | 3 | 1 | 0* | 3 | 5 | 0* | 1st | 5th | -- |
| 1981 | Jackie Walker | 3 | 1 | 0* | 3 | 6 | 0* | 1st | 6th | -- |
| 1980 | Jackie Walker | 13 | 5 | 0 | 15 | 10 | 0 | 1st | 6th | -- |
| 1979 | Jackie Walker | 7 | 6 | 0 | 7 | 6 | 0 | 2nd | -- | -- |
| 1978 | Jackie Walker | 5 | 6 | 0 | 5 | 6 | 0 | 2nd | -- | -- |

NOTE: Regular season includes conference championship meets
* incomplete



The 1982 team won a third consecutive NorCal Conference championship.





Year-By-Year Results (Since 1997)

| 1997 | | | |
|-----------------------------|-------------------------------------|----------|------------------------|
| Coach: Lisa Izzi | | | |
| Records: 11-8, 17-12 | | | |
| Jan. 10 | Georgia | L | 191.400-195.025 |
| Jan. 17 | UCLA | L | 193.225-195.625 |
| Jan. 24 | Washington | L | 193.900-195.000 |
| Jan. 31 | Arizona quad meet | | 3rd of 4 |
| | Arizona | L | 192.850-195.300 |
| | Oregon State | L | 192.850-193.825 |
| | George Washington | W | 192.850-187.875 |
| Feb. 7 | Stanford tri meet | | 2nd of 3 |
| | Arizona State | L | 195.325-195.750 |
| | UC Santa Barbara | W | 195.325-189.875 |
| Feb. 14 | California | W | 194.150-192.850 |
| Feb. 22 | UC Santa Barbara | W | 193.150-190.100 |
| Feb. 28 | Chili's Red Hot Invitational | | 1st of 3 |
| | Oregon State | W | 195.400-191.975 |
| | Denver | W | 195.400-190.550 |
| March 7 | Utah | L | 196.800-197.925 |
| March 22 | Pacific-10 Championships | | 2nd of 7 |
| | UCLA | L | 196.325-196.550 |
| | Washington | W | 196.325-196.025 |
| | Oregon State | W | 196.325-195.000 |
| | Arizona | W | 196.325-194.950 |
| | Arizona State | W | 196.325-194.925 |
| | California | W | 196.325-194.325 |
| April 5 | NCAA West Regional | | 5th of 11 |
| | UCLA | L | 193.950-196.300 |
| | Washington | L | 193.950-195.725 |
| | Oregon State | L | 193.950-195.075 |
| | Boise State | L | 193.950-194.750 |
| | California | W | 193.950-193.050 |
| | Cal State Fullerton | W | 193.950-190.925 |
| | San Jose State | W | 193.950-114.175 |
| | UC Santa Barbara | W | 193.950-75.275 |
| | Alaska-Anchorage | W | 193.950-38.525 |
| | Sacramento State | W | 193.950-37.600 |

| 1998 | | | |
|----------------------------|------------------------------|----------|------------------------|
| Coach: Mark Cook | | | |
| Records: 14-4, 18-6 | | | |
| Jan. 16 | Washington | L | 190.700-191.525 |
| Jan. 23 | Arizona State | L | 192.775-194.275 |
| Jan. 30 | Arizona | W | 192.850-192.025 |
| Feb. 7 | UCLA Invitational | | 2nd of 4 |
| | UCLA | L | 194.300-195.400 |
| | Michigan | W | 194.300-192.600 |
| | Cornell | W | 194.300-178.125 |
| Feb. 13 | Denver Meet of Champions | | 1st of 3 |
| | Denver | W | 193.075-191.250 |
| | Air Force | W | 194.300-183.850 |
| Feb. 20 | California | W | 193.450-190.675 |
| Feb. 27 | Oregon State | L | 193.525-194.875 |
| March 6 | Chili's Red Hot Invitational | | 1st of 2 |
| | Utah | W | 195.550-194.275 |
| March 14 | San Jose State | W | 195.125-186.900 |
| March 21 | Pacific-10 Championships | | 1st of 7 |
| | Oregon State | W | 195.275-194.950 |
| | Arizona State | W | 195.275-194.900 |
| | UCLA | W | 195.275-194.700 |
| | Washington | W | 195.275-193.700 |
| | Arizona | W | 195.275-192.800 |
| | California | W | 195.275-189.200 |

| | | | |
|---------|--------------------|----------|-----------------|
| April 4 | NCAA West Regional | 3rd of 7 | Seattle |
| | Washington | L | 194.625-196.150 |
| | UCLA | L | 194.625-195.100 |
| | Boise State | W | 194.625-193.925 |
| | Oregon State | W | 194.625-193.250 |
| | California | W | 194.625-190.600 |
| | UC Davis | W | 194.625-187.875 |

| 1999 | | | |
|--------------------------------|-------------------------------------|-----------------|------------------------|
| Coach: Mark Cook | | | |
| Records: 9-6-1, 15-10-1 | | | |
| Jan. 10 | UC Davis | W | 192.450-183.975 |
| Jan. 15 | Utah | L | 196.050-192.575 |
| Jan. 22 | California | W | 193.775-188.350 |
| Jan. 29 | Oregon State | W | 195.350-193.375 |
| Feb. 5 | Chili's Red Hot Invitational | 1st of 3 | Stanford (M) |
| | UCLA | W | 194.050-193.900 |
| | Penn State | W | 194.050-191.650 |
| Feb. 12 | Washington | L | 192.950-192.975 |
| Feb. 19 | Arizona State | W | 195.775-194.250 |
| Feb. 26 | Arizona | L | 193.425-194.050 |
| March 12 | Massachusetts | W | 197.275-193.150 |
| March 20 | Pacific-10 Championships | | 4th of 7 |
| | UCLA | L | 195.150-197.775 |
| | Oregon State | L | 195.150-197.400 |
| | Arizona State | L | 195.150-196.025 |
| | Arizona | T | 195.150-195.150 |
| | Washington | W | 195.150-194.425 |
| | California | W | 195.150-192.475 |
| March 26 | California | W | 197.200-192.200 |
| April 11 | NCAA Region IV | 1st of 6 | Stanford (B) |
| | LSU | W | 194.675-194.600 |
| | Central Michigan | W | 194.675-193.550 |
| | Ball State | W | 194.675-193.375 |
| | Auburn | W | 194.675-193.300 |
| | Kentucky | W | 194.675-191.825 |
| April 22 | NCAA Team Preliminaries | | 5th of 6 |
| | UCLA | L | 194.000-196.400 |
| | Alabama | L | 194.000-194.950 |
| | Arizona State | L | 194.000-194.525 |
| | LSU | L | 194.000-194.475 |
| | West Virginia | L | 194.000-190.950 |

| 2000 | | | |
|-----------------------------|--------------------------|----------|------------------------|
| Coach: Mark Cook | | | |
| Records: 10-8, 13-10 | | | |
| Jan. 14 | Arizona State quad meet | | 2nd of 4 |
| | Arizona State | L | 193.275-194.700 |
| | Ohio State | W | 193.275-192.000 |
| | Maryland | W | 193.275-191.950 |
| Jan. 21 | Arizona | W | 194.275-191.275 |
| Jan. 28 | Washington | W | 195.050-194.750 |
| Feb. 6 | UCLA | L | 193.725-197.800 |
| Feb. 13 | Boise State | W | 196.825-195.775 |
| Feb. 18 | California | W | 195.350-193.150 |
| Feb. 21 | BYU | W | 197.050-195.425 |
| Feb. 25 | Oregon State | W | 195.100-194.800 |
| March 3 | Penn State | L | 194.700-196.100 |
| March 18 | Pacific-10 Championships | | 6th of 7 |
| | UCLA | L | 193.850-197.700 |
| | Oregon State | L | 193.850-196.575 |
| | Washington | L | 193.850-195.900 |
| | Arizona State | L | 193.850-195.875 |
| | California | L | 193.850-194.675 |
| | Arizona | W | 193.850-192.950 |





2012 STANFORD WOMEN'S GYMNASTICS

| | | | |
|---------|---------------|-------------------|-----------------|
| April 1 | NCAA Region I | 3rd of 6 | Corvallis, Ore. |
| | UCLA | L 195.975-197.025 | |
| | Oregon State | L 195.975-196.175 | |
| | Washington | W 195.975-195.250 | |
| | Boise State | W 195.975-193.650 | |
| | Oklahoma | W 195.975-193.000 | |

2001

Coach: Mark Cook
Records: 18-3, 24-7

| | | | |
|----------|--------------------------|--------------------------|---------------------|
| Jan. 6 | Super Six Challenge | 3rd of 6 | Tuscaloosa, Ala. |
| | Alabama | L 195.300-195.350 | |
| | Georgia | L 195.300-195.350 | |
| | Michigan | W 195.300-194.475 | |
| | Florida | W 195.300-194.425 | |
| | Penn State | W 195.300-193.275 | |
| Jan. 19 | UCLA | L 194.675-196.925 | Stanford (M) |
| Jan. 28 | FSN Northwest Challenge | 1st of 3 | Seattle |
| | Washington | W 196.050-195.925 | |
| | Seattle Pacific | W 196.050-191.875 | |
| Feb. 2 | Minnesota | W 197.425-195.650 | Stanford (B) |
| Feb. 9 | Arizona State | W 197.050-196.725 | Stanford (B) |
| Feb. 18 | California | W 196.950-196.075 | Berkeley, Calif. |
| Feb. 23 | Arizona | W 196.300-196.200 | Tucson, Ariz. |
| March 2 | Oregon State | W 197.050-195.050 | Stanford (B) |
| March 3 | BYU | W 196.875-195.225 | Stanford (B) |
| March 10 | BYU | W 196.775-194.300 | Provo, Utah |
| March 24 | Pacific-10 Championships | 1st of 7 | Seattle |
| | UCLA | W 197.850-197.800 | |
| | Washington | W 197.850-197.475 | |
| | Oregon State | W 197.850-196.550 | |
| | Arizona State | W 197.850-195.725 | |
| | Arizona | W 197.850-195.525 | |
| | California | W 197.850-193.750 | |
| April 7 | NCAA Northeast Regional | 2nd of 6 | Ann Arbor, Mich. |
| | Michigan | L 196.725-197.225 | |
| | LSU | W 197.850-196.300 | |
| | New Hampshire | W 197.850-194.225 | |
| | Rhode Island | W 197.850-189.075 | |
| | Massachusetts | W 197.850-188.525 | |
| April 19 | NCAA Team Preliminaries | 4th of 6 | Athens, Ga. |
| | Georgia | L 195.400-197.100 | |
| | Utah | L 195.400-196.575 | |
| | Nebraska | L 195.400-196.200 | |
| | Arizona State | W 195.400-194.775 | |
| | Denver | W 195.400-193.625 | |

2002

Coach: Kristen Smyth
Records: 13-5, 21-12-1

| | | | |
|----------|--------------------------|--------------------------|---------------------|
| Jan. 12 | Minnesota | L 194.675-195.800 | Minneapolis, Minn. |
| Jan. 18 | Washington | W 193.925-191.075 | Stanford (B) |
| Jan. 25 | Arizona State | W 195.775-195.450 | Tempe, Ariz. |
| Feb. 1 | Arizona | W 197.250-195.175 | Stanford (B) |
| Feb. 3 | Denver | W 197.075-194.500 | Stanford (B) |
| Feb. 10 | UCLA | L 195.025-196.925 | Los Angeles |
| Feb. 15 | Mardi Gras Madness | 2nd of 4 | Gainesville, Fla. |
| | Florida | L 195.700-196.900 | |
| | Penn State | W 195.700-195.325 | |
| | Illinois-Chicago | W 195.700-194.175 | |
| Feb. 22 | California | W 195.750-191.700 | Stanford (B) |
| March 1 | Oregon State | W 196.700-196.000 | Corvallis, Ore. |
| March 8 | Seattle Pacific | W 195.800-192.450 | Stanford (B) |
| March 23 | Pacific-10 Championships | 3rd of 7 | Stanford (M) |
| | UCLA | L 196.150-197.625 | |
| | Arizona | L 196.150-197.050 | |
| | Oregon State | W 196.150-196.125 | |
| | Washington | W 196.150-195.425 | |
| | Arizona State | W 196.150-194.125 | |
| | California | W 196.150-189.700 | |

| | | | |
|----------|--------------------------|-------------------|------------------|
| April 6 | NCAA N. Central Regional | 1st of 6 | Denver |
| | Georgia | T 196.125-196.125 | |
| | Denver | W 196.125-196.000 | |
| | Missouri | W 196.125-195.000 | |
| | Air Force | W 196.125-193.775 | |
| | Utah State | W 196.125-193.400 | |
| April 18 | NCAA Team Preliminaries | 3rd of 6 | Tuscaloosa, Ala. |
| | Alabama | L 196.050-197.300 | |
| | UCLA | L 196.050-197.100 | |
| | Minnesota | W 196.050-195.700 | |
| | Florida | W 196.050-195.675 | |
| | Oregon State | W 196.050-192.925 | |
| April 19 | NCAA Super Six Finals | 6th of 6 | Tuscaloosa, Ala. |
| | Alabama | L 196.025-197.575 | |
| | Georgia | L 196.025-197.250 | |
| | UCLA | L 196.025-197.150 | |
| | Utah | L 196.025-196.950 | |
| | Nebraska | L 196.025-196.425 | |

2003

Coach: Kristen Smyth
Records: 16-3-1, 21-8-1

| | | | |
|----------|---------------------------|--------------------------|---------------------|
| Jan. 4 | Maui Invitational | 1st of 4 | Wailuku, Hawaii |
| | Arizona State | W 196.050-194.200 | |
| | New Hampshire | W 196.050-193.325 | |
| | San Jose State | W 196.050-189.825 | |
| Jan. 18 | Denver | L 196.475-195.575 | Denver |
| Jan. 24 | California | W 195.250-192.950 | Berkeley, Calif. |
| Jan. 31 | Stanford quad meet | 1st of 4 | Stanford (B) |
| | Oregon State | W 196.575-196.275 | |
| | San Jose State | W 196.575-193.425 | |
| | Seattle Pacific | W 196.575-187.825 | |
| Feb. 7 | UCLA | T 197.450-197.450 | Stanford (B) |
| Feb. 14 | Washington | L 196.775-196.750 | Seattle |
| Feb. 21 | Arizona State | W 197.200-196.850 | Stanford (M) |
| Feb. 28 | Arizona | W 196.950-196.850 | Tucson, Ariz. |
| March 7 | San Jose State | W 197.200-193.225 | San Jose, Calif. |
| March 22 | Oklahoma | W 197.725-197.275 | Stanford (B) |
| March 29 | Pacific-10 Championships | 2nd of 7 | Los Angeles |
| | UCLA | L 197.700-198.175 | |
| | Arizona State | W 197.700-197.075 | |
| | Washington | W 197.700-196.750 | |
| | Oregon State | W 197.700-196.650 | |
| | Arizona | W 197.700-195.950 | |
| | California | W 197.700-195.925 | |
| April 12 | NCAA N. Central Regional | 2nd of 6 | Salt Lake City |
| | Utah | L 196.625-196.975 | |
| | Denver | W 196.625-195.350 | |
| | California | W 196.625-195.025 | |
| | Minnesota | W 196.625-193.125 | |
| | BYU | W 196.625-192.400 | |
| April 24 | NCAA Team Preliminaries | 5th of 6 | Lincoln, Neb. |
| | Nebraska | L 196.200-197.325 | |
| | Utah | L 196.200-196.850 | |
| | Georgia | L 196.200-196.625 | |
| | Florida | L 196.200-196.325 | |
| | Auburn | W 196.200-193.525 | |

2004

Coach: Kristen Smyth
Records: 14-3, 25-5-2

| | | | |
|---------|---------------------------|--------------------------|-----------------------------|
| Jan. 9 | Stanford quad meet | 1st of 4 | Stanford (B) |
| | Central Michigan | W 196.200-194.475 | |
| | Sacramento State | W 196.200-191.425 | |
| | San Jose State | W 196.200-191.075 | |
| Jan. 18 | Arizona State | L 195.500-195.825 | Tempe, Ariz. |
| Jan. 23 | Arizona | W 197.300-194.625 | Stanford (B) |
| Jan. 30 | Washington | W 197.400-195.475 | Stanford (B) |
| Feb. 8 | UCLA | L 196.425-197.975 | Los Angeles |
| Feb. 13 | Oklahoma | L 196.175-196.275 | Norman, Okla. |
| Feb. 20 | California | W 198.875-195.750 | Stanford, Calif. (B) |





| | | | | |
|----------|---------------------------------|---|-----------------|----------------------|
| Feb. 27 | Oregon State | W | 197.850-197.175 | Corvallis, Ore. |
| March 6 | Maryland | W | 197.775-197.375 | College Park, Md. |
| March 20 | <i>Pacific-10 Championships</i> | | <i>1st of 7</i> | <i>Tucson, Ariz.</i> |
| | UCLA | W | 197.900-197.875 | |
| | Oregon State | W | 197.900-197.075 | |
| | Arizona | W | 197.900-196.775 | |
| | Arizona State | W | 197.900-196.775 | |
| | Washington | W | 197.900-196.425 | |
| | California | W | 197.900-195.625 | |
| April 3 | <i>NCAA N. Central Regional</i> | | <i>1st of 6</i> | <i>Denver</i> |
| | Iowa | W | 196.575-195.725 | |
| | Denver | W | 196.575-195.500 | |
| | Southern Utah | W | 196.575-194.375 | |
| | Washington | W | 196.575-194.225 | |
| | Minnesota | W | 196.575-192.225 | |
| April 15 | <i>NCAA Team Preliminaries</i> | | <i>1st of 6</i> | <i>Los Angeles</i> |
| | Florida | T | 196.850-196.850 | |
| | Georgia | W | 196.850-196.775 | |
| | Nebraska | W | 196.850-195.150 | |
| | Oklahoma | W | 196.850-195.750 | |
| | Iowa | W | 196.850-194.775 | |
| April 16 | <i>NCAA Super Six Finals</i> | | <i>3rd of 6</i> | <i>Los Angeles</i> |
| | UCLA | L | 197.125-198.125 | |
| | Georgia | L | 197.125-197.200 | |
| | Alabama | T | 197.125-197.125 | |
| | Florida | W | 197.125-196.800 | |
| | Utah | W | 197.125-195.775 | |

2005

Coach: Kristen Smyth
Records: 8-10, 10-13

| | | | | |
|----------|---------------------------------|----------|------------------------|-------------------------|
| Jan. 21 | Washington | L | 192.425-192.825 | Seattle |
| Jan. 28 | Oregon State | W | 193.125-192.350 | Stanford (B) |
| Feb. 4 | Central Michigan | L | 194.675-195.925 | Mt. Pleasant, Mich. |
| Feb. 11 | Arizona | L | 193.725-195.225 | Tucson, Ariz. |
| Feb. 18 | UCLA | L | 194.625-196.300 | Stanford (M) |
| Feb. 25 | Arizona State | W | 195.300-191.300 | Stanford (B) |
| March 4 | <i>Utah quad meet</i> | | <i>3rd of 4</i> | <i>Salt Lake City</i> |
| | Utah | L | 196.025-197.425 | |
| | Florida | L | 196.025-196.450 | |
| | California | W | 196.025-191.500 | |
| March 6 | Alabama | L | 194.975-197.100 | Stanford (M) |
| March 19 | <i>San Jose State tri meet</i> | | <i>2nd of 3</i> | <i>San Jose, Calif.</i> |
| | San Jose State | L | 192.750-194.325 | |
| | California | W | 192.750-176.450 | |
| March 26 | <i>Pacific-10 Championships</i> | | <i>4th of 7</i> | <i>Berkeley, Calif.</i> |
| | UCLA | L | 194.600-197.100 | |
| | Arizona | L | 194.600-195.925 | |
| | Oregon State | L | 194.600-195.900 | |
| | Washington | W | 194.600-194.425 | |
| | Arizona State | W | 194.600-192.975 | |
| | California | W | 194.600-163.550 | |
| April 9 | <i>NCAA West Regional</i> | | <i>4th of 6</i> | <i>Seattle</i> |
| | UCLA | L | 194.750-197.025 | |
| | Penn State | L | 194.750-195.375 | |
| | Washington | L | 194.750-195.000 | |
| | Boise State | W | 194.750-194.500 | |
| | Central Michigan | W | 194.750-194.125 | |

2006

Coach: Kristen Smyth
Records: 18-3, 21-5

| | | | | |
|---------|---------------------------|---|-------------------|-----------------------|
| Jan. 6 | <i>Cancun Classic</i> | | <i>2nd of 5th</i> | <i>Cancun, Mexico</i> |
| | Georgia | L | 194.850-195.650 | |
| | Denver | W | 194.850-193.850 | |
| | Oklahoma | W | 194.850-193.325 | |
| | Arizona | W | 194.850-192.925 | |
| Jan. 15 | Stanford quad meet | | 1st of 4 | Stanford (M) |
| | Sacramento State | W | 194.350-191.525 | |
| | San Jose State | W | 194.350-190.575 | |
| | UC Davis | W | 194.350-186.875 | |
| Jan. 27 | Oregon State | L | 194.125-195.150 | Corvallis, Ore. |

| | | | | |
|----------|---------------------------------|----------|------------------------|------------------------|
| Feb. 3 | California | W | 195.925-192.150 | Berkeley, Calif. |
| Feb. 10 | Arizona State | W | 196.325-195.725 | Tempe, Ariz. |
| Feb. 17 | Arizona | W | 196.875-195.725 | Stanford (B) |
| Feb. 24 | Washington | W | 196.375-189.600 | Stanford (B) |
| March 3 | Cal State Fullerton | W | 194.675-191.175 | Fullerton, Calif. |
| March 5 | UCLA | W | 195.950-195.150 | Los Angeles |
| March 10 | Alabama | L | 195.850-196.250 | Tuscaloosa, Ala. |
| March 25 | <i>Pacific-10 Championships</i> | | <i>1st of 7</i> | <i>Corvallis, Ore.</i> |
| | UCLA | W | 197.100-196.800 | |
| | Oregon State | W | 197.100-196.400 | |
| | Arizona State | W | 197.100-193.900 | |
| | Arizona | W | 197.100-193.750 | |
| | Washington | W | 197.100-192.750 | |
| | California | W | 197.100-192.725 | |
| April 8 | NCAA West Regional | | 3rd of 6 | Stanford (M) |
| | Alabama | L | 195.275-196.475 | |
| | Oregon State | L | 195.275-195.800 | |
| | San Jose State | W | 195.275-192.375 | |
| | Sacramento State | W | 195.275-192.050 | |
| | Boise State | W | 195.275-189.850 | |

2007

Coach: Kristen Smyth
Records: 15-3, 25-8

| | | | | |
|----------|----------------------------------|----------|------------------------|-----------------------|
| Jan. 6 | Georgia | L | 194.600-197.375 | Athens, Ga. |
| Jan. 15 | UCLA | W | 196.975-195.525 | Los Angeles |
| Jan. 19 | Arizona State | W | 197.125-193.075 | Stanford (B) |
| Jan. 26 | Washington | W | 197.125-193.075 | Seattle |
| Feb. 4 | California | W | 196.075-189.925 | Berkeley, Calif. |
| Feb. 9 | Stanford quad meet | | 1st of 4 | Stanford (M) |
| | Iowa State | W | 197.275-196.075 | |
| | Oregon State | W | 197.275-194.100 | |
| | San Jose State | W | 197.275-193.175 | |
| Feb. 16 | Arizona | W | 196.400-195.375 | Tucson, Ariz. |
| Feb. 25 | Nebraska | L | 195.800-196.350 | Lincoln, Neb. |
| March 9 | Oklahoma | W | 196.475-196.175 | |
| March 25 | UCLA | W | 196.825-196.250 | |
| March 31 | <i>Pacific-10 Championships</i> | | <i>2nd of 7</i> | <i>Tempe, Ariz.</i> |
| | UCLA | L | 196.950-197.200 | |
| | Oregon State | W | 196.950-196.300 | |
| | Arizona | W | 196.950-196.000 | |
| | Washington | W | 196.950-194.775 | |
| | Arizona State | W | 196.950-194.550 | |
| | California | W | 196.950-193.650 | |
| April 14 | <i>NCAA So. Central Regional</i> | | <i>1st of 6</i> | <i>Tucson, Ariz.</i> |
| | Oregon State | W | 196.600-196.075 | |
| | Arizona | W | 196.600-196.025 | |
| | Illinois | W | 196.600-194.625 | |
| | Arizona State | W | 196.600-194.375 | |
| | Illinois-Chicago | W | 196.600-190.925 | |
| April 26 | <i>NCAA Team Preliminaries</i> | | <i>2nd of 6</i> | <i>Salt Lake City</i> |
| | Utah | L | 197.200-197.325 | |
| | UCLA | W | 197.200-196.475 | |
| | LSU | W | 197.200-196.275 | |
| | Denver | W | 197.200-195.575 | |
| | Michigan | W | 197.200-195.100 | |
| April 27 | <i>NCAA Super Six Finals</i> | | <i>5th of 6</i> | <i>Salt Lake City</i> |
| | Georgia | L | 196.825-197.850 | |
| | Utah | L | 196.825-197.250 | |
| | Florida | L | 196.825-197.225 | |
| | UCLA | L | 196.825-196.925 | |
| | Nebraska | W | 196.825-195.975 | |



2008

Coach: Kristen Smyth
Records: 20-4, 30-9

| | | | | |
|----------------|-----------------------------------|----------|------------------------|------------------------|
| Jan. 13 | Georgia | L | 196.150-196.875 | Stanford (B) |
| Jan. 20 | Arizona | W | 194.600-194.125 | Stanford (B) |
| Jan. 27 | UCLA | L | 195.025-195.050 | Los Angeles |
| Feb. 8 | <i>Chicago Style Invitational</i> | | <i>2nd of 4</i> | <i>Chicago</i> |
| | UCLA | L | 196.700-196.875 | |
| | Illinois | W | 196.700-194.775 | |
| | Washington | W | 196.700-194.250 | |
| Feb. 10 | Iowa State | W | 195.800-194.550 | Ames, Iowa |
| Feb. 15 | <i>Oregon State tri meet</i> | | <i>2nd of 3</i> | <i>Corvallis, Ore.</i> |
| | Oregon State | L | 196.375-196.700 | |
| | Seattle Pacific | W | 196.375-188.350 | |
| Feb. 24 | California | W | 197.375-193.100 | Stanford (B) |
| Feb. 29 | <i>Flip for a Cure</i> | | <i>1st of 4</i> | <i>Tempe, Ariz.</i> |
| | San Jose State | W | 195.800-194.200 | |
| | Arizona State | W | 195.800-194.000 | |
| | Wisconsin-Oshkosh | W | 195.800-181.125 | |
| March 7 | Stanford tri meet | | 1st of 3 | Stanford (M) |
| | Nebraska | W | 196.775-196.050 | |
| | Alabama | W | 196.775-196.775 | |
| March 23 | <i>UC Davis quad meet</i> | | <i>1st of 4</i> | <i>Davis, Calif.</i> |
| | Sacramento State | W | 197.000-194.600 | |
| | UC Davis | W | 197.000-194.275 | |
| | San Jose State | W | 197.000-193.900 | |

| | | | | |
|----------|---------------------------------|---|-----------------|-------------------------|
| March 29 | <i>Pacific-10 Championships</i> | | <i>1st of 7</i> | <i>Seattle</i> |
| | Oregon State | W | 197.000-196.550 | |
| | UCLA | W | 197.000-196.200 | |
| | Arizona | W | 197.000-195.725 | |
| | California | W | 197.000-193.400 | |
| | Washington | W | 197.000-193.375 | |
| | Arizona State | W | 197.000-191.925 | |
| April 12 | <i>NCAA Central Regional</i> | | <i>2nd of 6</i> | <i>Baton Rouge, La.</i> |
| | LSU | L | 197.525-197.625 | |
| | Ohio State | W | 197.525-195.125 | |
| | Missouri | W | 197.525-195.100 | |
| | Kentucky | W | 197.525-194.950 | |
| | Kent State | W | 197.525-193.700 | |
| April 24 | <i>NCAA Team Preliminaries</i> | | <i>3rd of 6</i> | <i>Athens, Ga.</i> |
| | Georgia | L | 196.900-197.625 | |
| | Utah | L | 196.900-196.950 | |
| | UCLA | W | 196.900-196.725 | |
| | Michigan | W | 196.900-196.075 | |
| | Denver | W | 196.900-194.200 | |
| April 25 | <i>NCAA Super Six Finals</i> | | <i>3rd of 6</i> | <i>Athens, Ga.</i> |
| | Georgia | L | 196.750-197.450 | |
| | Utah | L | 196.750-197.125 | |
| | Florida | W | 196.750-196.700 | |
| | LSU | W | 196.750-196.350 | |
| | Alabama | W | 196.750-196.125 | |

2009

Coach: Kristen Smyth
Records: 17-4, 23-8

| | | | | |
|-----------------|----------------------------------|----------|------------------------|---------------------------|
| Jan. 2 | <i>Cancun Classic</i> | | <i>1st of 4</i> | <i>Cancun, Mexico</i> |
| | Oregon State | W | 195.600-194.575 | |
| | Denver | W | 195.600-193.825 | |
| | BYU | W | 195.600-189.125 | |
| Jan. 16 | <i>Washington tri meet</i> | | <i>1st of 3</i> | <i>Seattle</i> |
| | Washington | W | 196.450-194.250 | |
| | Sacramento State | W | 196.450-193.550 | |
| | Seattle Pacific | W | 196.450-188.425 | |
| Jan. 22 | Arizona State | W | 196.775-194.600 | Stanford (B) |
| Jan. 30 | Arizona | W | 195.575-195.175 | Tucson, Ariz. |
| Feb. 8 | UC Davis | W | 197.100-189.350 | Stanford (B) |
| Feb. 15 | Stanford tri meet | | 1st of 3 | Stanford (M) |
| | Oregon State | W | 197.025-196.600 | |
| | UC Davis | W | 191.550 | |
| Feb. 22 | California | W | 197.175-190.625 | Berkeley, Calif. |
| Feb. 27 | San Jose State | L | 193.950-194.700 | Davis, Calif. |
| | UC Davis | W | 193.950-192.700 | |
| March 6 | Alabama | L | 196.775-197.150 | Tuscaloosa, Ala. |
| March 21 | Pacific-10 Championships | | 3rd of 7 | Stanford (M) |
| | UCLA | L | 196.525-196.725 | |
| | Oregon State | L | 196.525-196.550 | |
| | Washington | W | 196.525-194.375 | |
| | Arizona | W | 196.525-194.325 | |
| | Arizona State | W | 196.525-194.000 | |
| | California | W | 196.525-191.750 | |
| April 4 | <i>NCAA So. Central Regional</i> | | <i>2nd of 6</i> | <i>Fayetteville, Ark.</i> |
| | Arkansas | L | 196.200-196.300 | |
| | Michigan | W | 196.200-195.700 | |
| | Arizona | W | 196.200-194.350 | |
| | Arizona State | W | 196.200-193.900 | |
| | Southern Utah | W | 196.200-192.650 | |
| April 16 | <i>NCAA Team Preliminaries</i> | | <i>4th of 6</i> | <i>Lincoln, Neb.</i> |
| | Georgia | L | 196.225-197.450 | |
| | Florida | L | 196.225-196.375 | |
| | LSU | L | 196.225-196.300 | |
| | Penn State | W | 196.225-196.100 | |
| | Oklahoma | W | 196.225-195.825 | |



2011 seniors (from left): Danielle Ikoma, Shelley Alexander, Allyse Ishino

2010

Coach: Kristen Smyth

Records: 19-3, 29-8

| | | | | |
|----------------|---------------------------------|----------|------------------------|--------------------------|
| Jan. 9 | Georgia | L | 195.050-195.150 | Athens, Ga. |
| Jan. 17 | Arizona | W | 196.025-194.675 | Stanford (B) |
| Jan. 24 | UCLA | W | 196.425-195.825 | Stanford (B) |
| Jan. 29 | <i>Oregon State tri-meet</i> | | <i>2nd of 3</i> | <i>Corvallis, Ore.</i> |
| | Oregon State | L | 195.775-196.225 | |
| | Seattle Pacific | W | 195.775-188.100 | |
| Feb. 7 | Stanford quad meet | | 1st of 4 | Stanford (B) |
| | Washington | W | 196.650-194.075 | |
| | Sacramento State | W | 196.650-193.225 | |
| | San Jose State | W | 196.650-192.800 | |
| Feb. 14 | UCLA | W | 195.975-195.625 | Los Angeles |
| Feb. 19 | Arizona State | W | 196.675-195.900 | Tempe, Ariz. |
| Feb. 28 | Stanford quad-meet | | 1st of 4 | Stanford (M) |
| | North Carolina | W | 196.525-192.975 | |
| | Eastern Michigan | W | 196.525-190.125 | |
| | California | W | 196.525-188.825 | |
| March 5 | <i>San Jose State tri-meet</i> | | <i>1st of 3</i> | <i>San Jose, Calif.</i> |
| | San Jose State | W | 196.800-195.075 | |
| | California | W | 196.800-190.775 | |
| March 21 | UC Davis | W | 196.600-194.575 | Davis, Calif. |
| March 27 | <i>Pacific-10 Championships</i> | | <i>2nd of 7</i> | <i>Tucson, Ariz.</i> |
| | UCLA | L | 196.550-197.350 | |
| | Oregon State | W | 196.550-195.950 | |
| | Arizona | W | 196.550-195.875 | |
| | Washington | W | 196.550-193.825 | |
| | California | W | 196.550-191.475 | |
| | Arizona State | W | 196.550-190.675 | |
| April 10 | <i>NCAA Southeast Regional</i> | | <i>1st of 6</i> | <i>Morgantown, W.Va.</i> |
| | Michigan | W | 196.775-195.800 | |
| | Southern Utah | W | 196.775-195.325 | |
| | West Virginia | W | 196.775-195.100 | |
| | Kent State | W | 196.775-194.825 | |
| | North Carolina State | W | 196.775-193.425 | |
| April 22 | <i>NCAA Team Preliminaries</i> | | <i>3rd of 6</i> | <i>Gainesville, Fla.</i> |
| | Alabama | L | 196.300-196.850 | |
| | Florida | L | 196.300-196.775 | |
| | Michigan | W | 196.300-195.700 | |
| | Arkansas | W | 196.300-195.600 | |
| | Missouri | W | 196.300-194.600 | |
| April 23 | <i>NCAA Super Six</i> | | <i>4th of 6</i> | <i>Gainesville, Fla.</i> |
| | UCLA | L | 197.100-197.725 | |
| | Oklahoma | L | 197.100-197.250 | |
| | Alabama | L | 197.100-197.225 | |
| | Florida | W | 197.100-197.000 | |
| | Utah | W | 197.100-196.225 | |

| | | | | |
|----------|---------------------------------|---|-----------------|-------------------------|
| March 6 | <i>California quad meet</i> | | <i>2nd of 4</i> | <i>Berkeley, Calif.</i> |
| | Oregon State | L | 196.500-197.000 | |
| | Denver | W | 196.500-194.625 | |
| | California | W | 196.500-194.175 | |
| March 19 | <i>Pacific-10 Championships</i> | | <i>4th of 7</i> | <i>Los Angeles</i> |
| | Oregon State | L | 196.500-197.200 | |
| | UCLA | L | 196.500-196.750 | |
| | Washington | L | 196.500-196.025 | |
| | Arizona | W | 196.500-195.475 | |
| | California | W | 196.500-191.575 | |
| | Arizona State | W | 196.500-190.450 | |
| April 2 | <i>NCAA Ann Arbor Regional</i> | | <i>4th of 6</i> | <i>Ann Arbor, Mich.</i> |
| | Michigan | L | 195.225-197.075 | |
| | Kent State | L | 195.225-195.450 | |
| | Ohio State | L | 195.225-195.350 | |
| | Minnesota | T | 195.225-195.225 | |
| | Iowa State | W | 195.225-194.800 | |

Bold Indicates home meet

(B) Burnham Pavilion

(M) Maples Pavilion



Shona Morgan

2011

Coach: Kristen Smyth

Records: 20-4, 21-7-1

| | | | | |
|----------------|-----------------------------------|----------|------------------------|-------------------------|
| Jan. 9 | <i>Pac-10 Showcase</i> | | <i>1st of 7</i> | <i>Los Angeles.</i> |
| | UCLA | W | 196.625-195.925 | |
| | Oregon State | W | 196.625-195.375 | |
| | Arizona | W | 196.625-193.825 | |
| | Washington | W | 196.625-193.675 | |
| | Arizona State | W | 196.625-191.850 | |
| | California | W | 196.625-191.675 | |
| Jan. 23 | UCLA | W | 196.200-194.825 | Stanford (B) |
| Jan. 28 | Utah | W | 196.825-196.500 | Salt Lake City |
| Feb. 5 | San Jose State | W | 196.975-193.825 | Stanford (B) |
| Feb. 11 | <i>Chicago Style Invitational</i> | | <i>1st of 3</i> | <i>Chicago</i> |
| | Oregon State | W | 196.475-196.350 | |
| | UCLA | W | 196.475-196.300 | |
| Feb. 13 | <i>Michigan tri meet</i> | | <i>1st of 3</i> | <i>Ann Arbor, Mich.</i> |
| | Michigan | W | 196.800-196.500 | |
| | Nebraska | W | 196.800-195.400 | |
| Feb. 18 | Arizona | W | 195.300-194.675 | Tucson, Ariz. |
| Feb. 27 | Arizona State | W | 196.825-192.375 | Stanford (M) |

All-Time Letterwinners

-- A --

Shelley Alexander 2008, 09, 10, 11
 Dina Amoroso 1987, 88, 89, 90
 Hillary Anderson 1993, 94
 Jessica Armstrong 1986, 87
 Becky Ashton 1987, 88, 89, 90

-- B --

Julie Bante 1978
 Susan Banta 1987, 88, 89, 90
 Angie Barnes 1982, 83, 84, 85
 Robin Bayer 1987
 Kendall Beck 2002, 03, 04
 Julie Bledsoe 1980, 81, 82, 83
 Pamela Blom 1983, 84, 85, 86
 Jennifer Bloom 1988, 89, 90, 91
 Cindy Boyd 1984, 85, 87, 88
 Alyssa Brown 2009, 10, 11
 Mollie Brown 1991, 92, 93, 94

-- C --

Stephanie Carter 2007
 Marilyn Chapman 1981, 82, 83, 84, 85
 She-Rae Chen 1998
 Linda Chun 1993, 94, 95, 96
 Katie Clancy 1992, 93, 94, 95
 Robin Close 1984, 85, 86
 Alissa Cooper 2000, 01, 02, 03
 Loretta Cordova 1978

-- D --

Nicole Dayton 2010, 11
 Mandy Delgado 2002, 03
 Kristen Derr 1999, 2000
 Cheryl Doo 1986, 87, 88, 89
 Adriana Duffy 1989
 Julie Dunhill 1988, 89, 90, 91
 -- E --
 Jackie Eaby 1978
 Lauren Elmore 2005, 06, 07, 08
 Jene Elzie 1992, 93, 94, 95
 Sheri Evenson 1986, 87, 88, 89
 Jennifer Exaltacion 1998, 99, 2000, 01

-- F --

Kelly Fee 2006, 07, 08, 09
 Katie Fitzpatrick 1996, 97, 98, 99
 Caroline Fluhrer 2001, 02, 03, 04
 Natalie Foley 2003, 04, 05, 06
 Larissa Fontaine 1997, 98, 99, 2000
 Marietta Frey 1987, 88, 89, 90, 91
 Anne Friend 1981, 83

-- G --

Abby Gair 2000, 02
 Stephanie Gentry 2005, 06, 07, 08
 Laurence George 1986, 87, 88, 89
 Lauren Gleitman 2000
 Shelly Goldberg 2001, 02, 03, 04
 Nanci Goldsmith 1984, 85, 86, 87
 Karen Gryler 1987

-- H --

Karen Hall 1979, 80, 81, 82, 83
 Sarah Harding 1997, 98, 99, 2000
 Katy Herbert 1999, 2000, 01, 02

-- I --

Danielle Ikoma 2008, 09, 10, 11
 Allyse Ishino 2008, 09, 10, 11

-- J --

Carly Janiga 2007, 08, 09, 10
 Katie Jennings 1994, 95
 Kristin Jensen 1999, 2000, 01, 02
 Jennifer Johnson 1987
 Christie Jones 1995, 96, 97

-- K --

Kerri Kanuka 1991, 92
 Kerrie Kelley 1991, 92
 Tracey Kohl 1996, 97, 98, 99
 Kerry Koller 1978
 Nicki Korbrine 1989, 90
 Carly Kurth 1993

-- L --

Jeanette LaCoste 1979, 80, 81, 82
 Tara LaMorte 1997, 98
 Meegan Lannin 1992, 93, 94, 95
 Danielle Leone 1990
 Lise Leveille 2001, 02, 03, 04
 Jessica Louie 2003, 04, 05, 06
 Julie Love 1979
 Caryn Lucido 1981, 82, 83, 84

-- M --

Erin McCann 1990, 91, 92
 Julia McCraw 2000
 Jeannie McCray 1983
 Alison McCann 1985, 86, 87, 88
 Becky Meldrum 1999, 2000, 01, 02
 Keri Monahan 1995, 96, 97, 98
 Ashley Morgan 2010, 11
 Shona Morgan 2011
 Misty Moore 1995, 96
 Amy Murakami 1996, 97, 98, 99
 Sam Muramatsu 1978

-- N --

Amy Neil 1995, 96, 97, 98
 Catherine Nguyen 2009, 10

-- O --

Gretchen O'Henley 2008
 Pilar Ossorio 1979
 Nicole Ourada 2006, 07, 08, 09

-- P --

Dana Padden 1978
 Amy Paris 1995
 Linda Park 1978, 79
 Ariel Passanisi 1994, 95, 96
 Nicole Pechanec 2009, 10, 11
 Jenny Peter 2009, 10
 Robin Phelps 2001
 Alex Pintchouk 2005, 06, 07, 08
 Amy Plaut 1983
 Jennifer Polanski 1986
 Beth Pope 1985, 86, 87
 Aimee Precourt 2005, 06, 07, 08
 Beth Puccio 1983
 Heather Purnell 2006, 07, 08, 09
 Laura Putnam 1984, 85

-- R --

Marni Rager 1988, 89
 Marla Ranieri 2002, 03
 Jinny Rhee 1986, 87, 88
 Jennifer Roberts 1980, 81, 82
 Blair Ryland 2007, 08, 09, 10

-- S --

Cindy Sedlund 1978, 79
 Jennifer Sey 1989
 Anne Smith 1979, 80, 81, 82
 Tina Snowden 1992, 93, 94, 95
 Alyssa Solomon 1989, 90
 Pam Spira 1978
 Stacy Sprando 2004, 05, 06
 Cindy Stevenson 1979, 80
 Kelsey Stilling 2000, 01, 02, 03
 Kim Strauss 1982, 83
 Glyn Sweets 2003, 04, 05, 06

-- T --

Carolyn Tarkington 1982, 83
 Ann Thananopavarn 1997, 98
 Liz Tricase 2005, 06, 07, 08

-- V --

Kristina Vaculik 2011
 Denise Villars 1989, 90
 Christie Volastro 1988

-- W --

Jenny Ward 1993, 94
 Lisa Weinstock 1985
 Laurie West 1991, 92, 93, 94
 Tenaya West 2008, 09, 10
 Trina Wiggins 1980, 81
 Dell Wilkinson 1983, 84
 Jenny Wilson 1998, 99, 2000
 Lindsay Wing 2001, 02, 03, 04
 Shira Wohlberg 1989, 90
 Vicki Worden 1983, 84, 85

-- Y --

Doe Yamashiro 1989
 Tabitha Yim 2005, 06, 07, 08
 Kim Young 1998, 99, 2000



Shelley Alexander