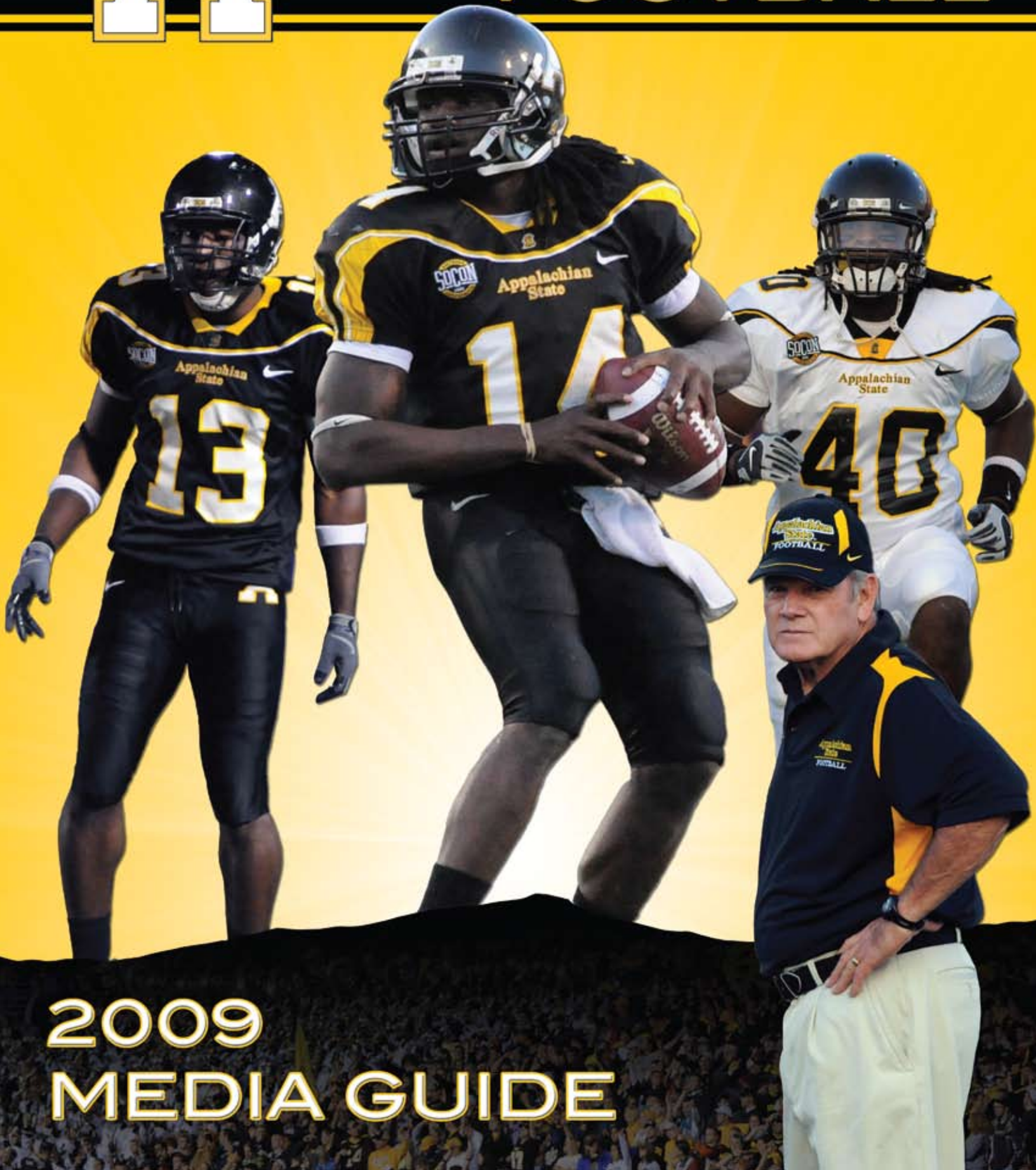




# APPALACHIAN FOOTBALL



2009  
MEDIA GUIDE

# THIS IS



SOCON  
CLARENCE STASOVIC  
MEMORIAL TROPHY  
FOOTBALL  
TEAM  
CHAMPION  
2008

NCAA  
2009  
DIVISION I-AA  
FOOTBALL  
CHAMPIONSHIP  
NATIONAL  
CHAMPION

NCAA  
2006  
DIVISION I  
FOOTBALL  
CHAMPIONSHIP  
NATIONAL  
CHAMPION

APPALACHIAN STATE UNIVERSITY  
NCAA  
2009  
DIVISION  
I-AA  
FOOTBALL  
CHAMPIONSHIP  
NATIONAL CHAMPION

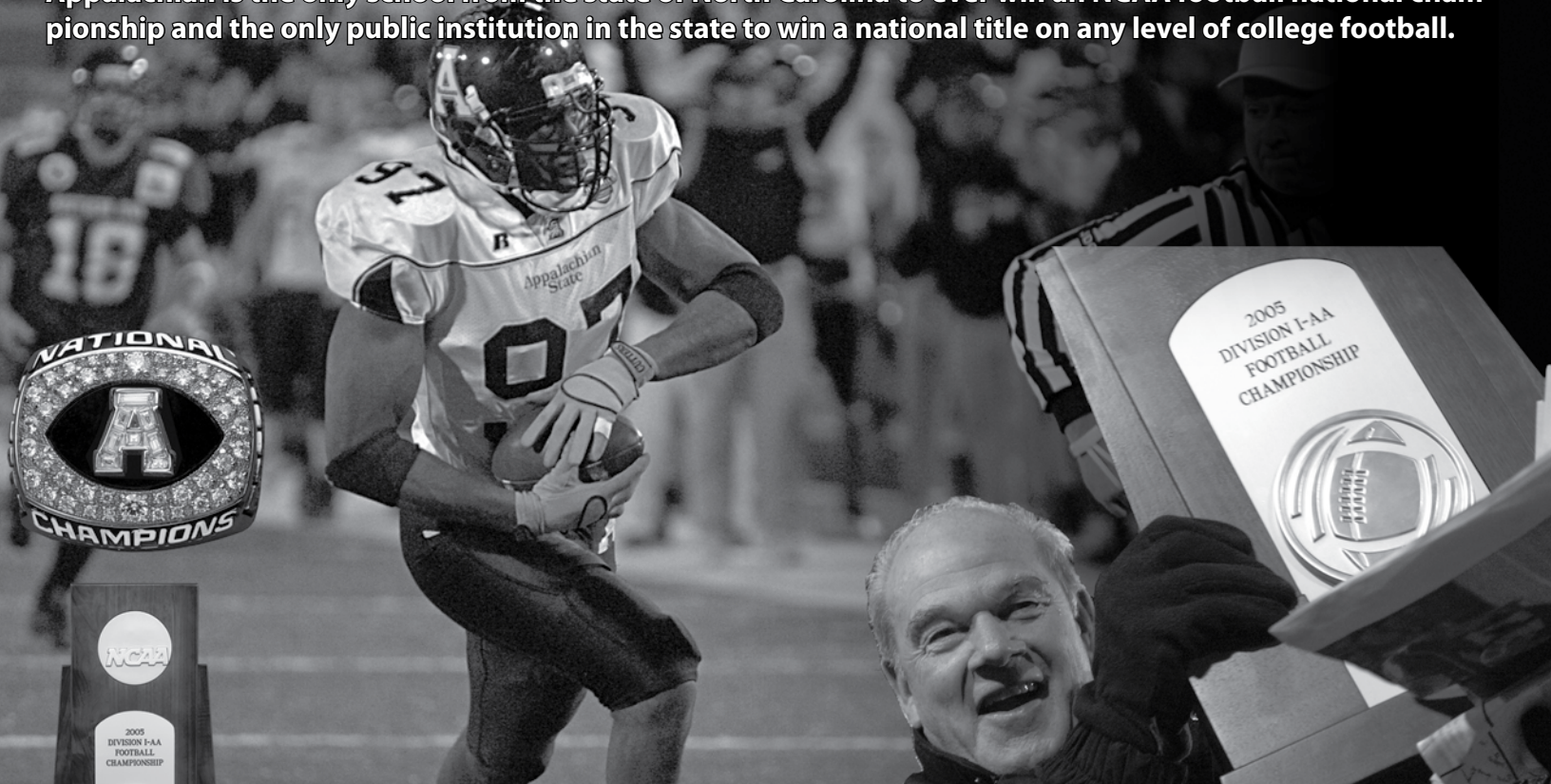
MICHIGAN STADIUM  
MICHIGAN FOOTBALL

# FOOTBALL

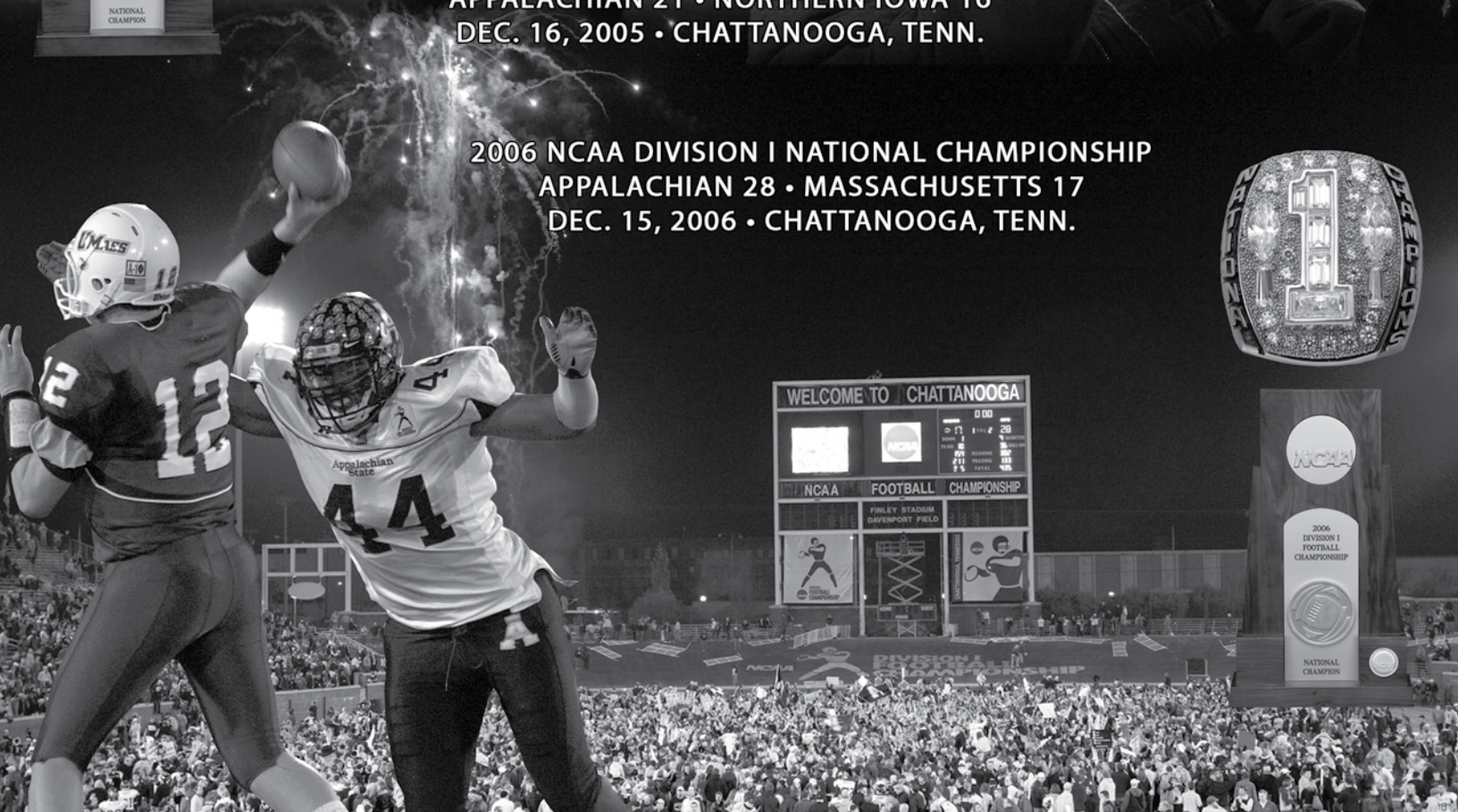


# CHAMPIONSHIP

Appalachian is the only school from the state of North Carolina to ever win an NCAA football national championship and the only public institution in the state to win a national title on any level of college football.



2005 NCAA DIVISION I-AA NATIONAL CHAMPIONSHIP  
APPALACHIAN 21 • NORTHERN IOWA 16  
DEC. 16, 2005 • CHATTANOOGA, TENN.



2006 NCAA DIVISION I NATIONAL CHAMPIONSHIP  
APPALACHIAN 28 • MASSACHUSETTS 17  
DEC. 15, 2006 • CHATTANOOGA, TENN.

WELCOME TO CHATTANOOGA		
NCAA	FOOTBALL	CHAMPIONSHIP
FINLEY STADIUM DAVENPORT FIELD		

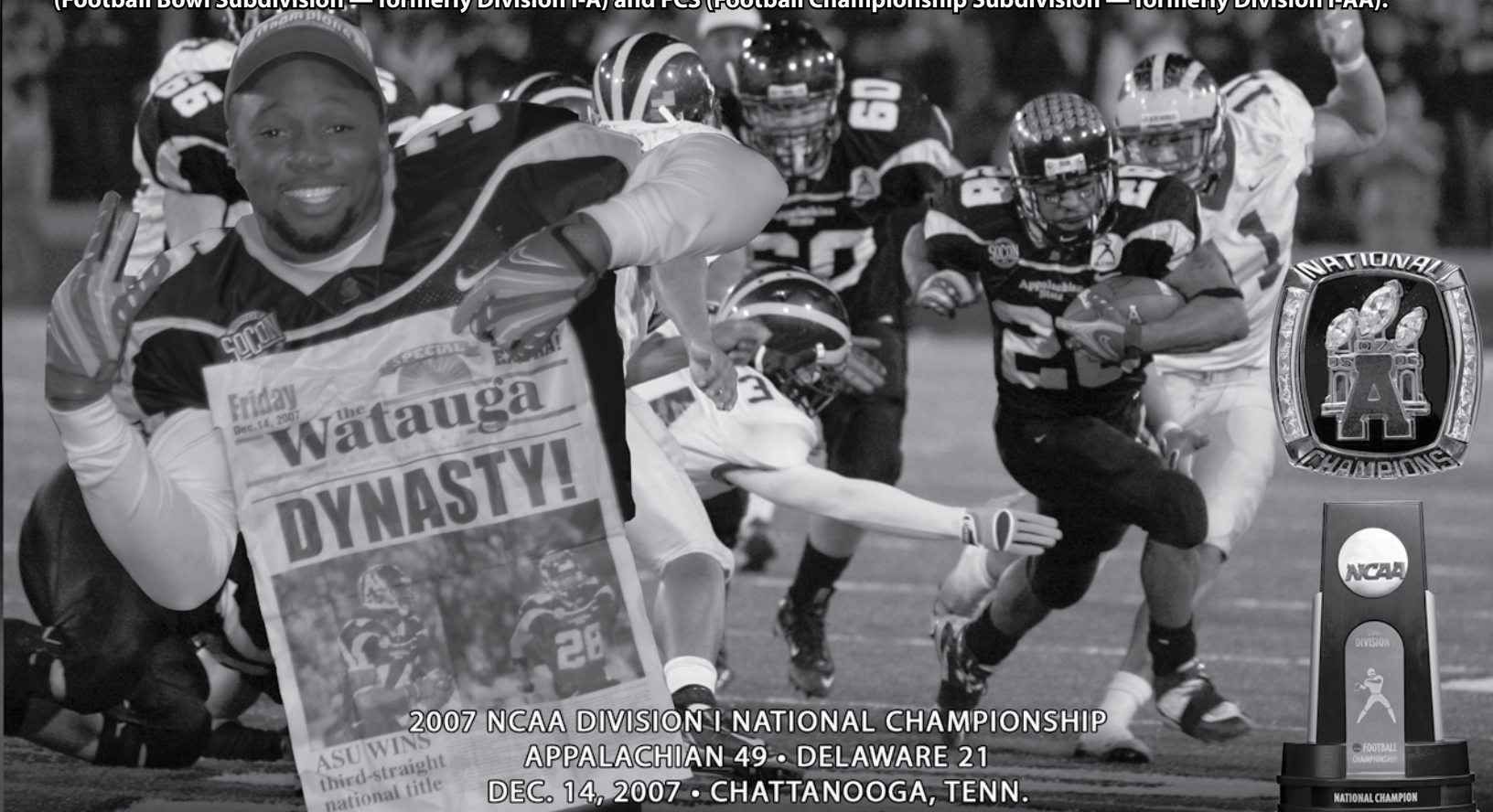
# TRADITION

Appalachian is the only program to ever win three-consecutive NCAA Division I FCS/I-AA national championships and the only Division I program (FCS or FBS) in the past 62 years to claim three national titles in a row.

## NCAA PROGRAMS WITH THREE-STRAIGHT NATIONAL CHAMPIONSHIPS (since World War I)

Team (Division)	Years
Minnesota (I*)	1934-36
Army (I*)	1944-46
Augustana (III)	1983-86
North Alabama (II)	1993-95
Mount Union (III)	1996-98; 2000-02
APPALACHIAN (I-AA/FCS*)	2005-07

\* NCAA Division I split into two football subdivisions in 1979 — I-A and I-AA, now known as FBS (Football Bowl Subdivision — formerly Division I-A) and FCS (Football Championship Subdivision — formerly Division I-AA).



Friday  
Dec. 14, 2007  
**the Watauga**  
**DYNASTY!**  
ASU WINS  
third-straight  
national title

2007 NCAA DIVISION I NATIONAL CHAMPIONSHIP  
APPALACHIAN 49 • DELAWARE 21  
DEC. 14, 2007 • CHATTANOOGA, TENN.

Appalachian became only the fourth school in the Southern Conference's 76-year football history to win four-consecutive conference championships when it claimed the 2008 title with a perfect 8-0 league record.

## TEAMS WITH FOUR-STRAIGHT SoCon CHAMPIONSHIPS (since the SoCon began officially crowning a football champion in 1933)

West Virginia	1953-56
Furman	1980-83
Georgia Southern	1997-2002
APPALACHIAN	2005-08



# WELCOME TO

**2005-08**

**KIDD BREWER STADIUM**

**AVERAGE REGULAR SEASON ATTENDANCE**

**2008**

**28,727**

**NO. 1 IN DIVISION I FCS**

**2007**

**27,140**

**NO. 1 IN DIVISION I FCS**

**2006**

**22,589**

**NO. 2 IN DIVISION I FCS**

**2005**

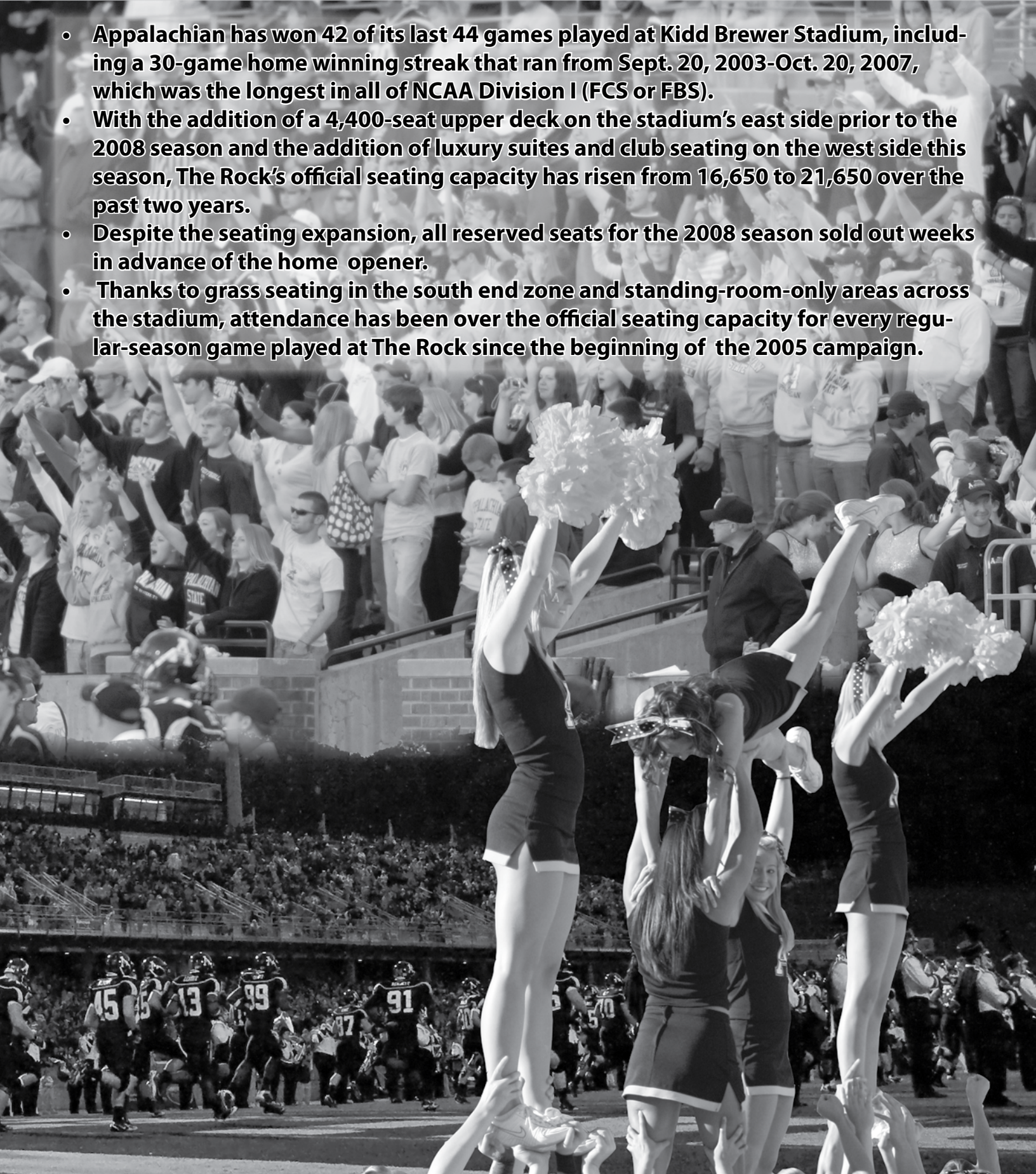
**23,169**

**NO. 2 IN DIVISION I-AA**



# THE ROCK

- Appalachian has won 42 of its last 44 games played at Kidd Brewer Stadium, including a 30-game home winning streak that ran from Sept. 20, 2003-Oct. 20, 2007, which was the longest in all of NCAA Division I (FCS or FBS).
- With the addition of a 4,400-seat upper deck on the stadium's east side prior to the 2008 season and the addition of luxury suites and club seating on the west side this season, The Rock's official seating capacity has risen from 16,650 to 21,650 over the past two years.
- Despite the seating expansion, all reserved seats for the 2008 season sold out weeks in advance of the home opener.
- Thanks to grass seating in the south end zone and standing-room-only areas across the stadium, attendance has been over the official seating capacity for every regular-season game played at The Rock since the beginning of the 2005 campaign.



# FIRST-CLASS

This year, Appalachian wraps up a three-year renovation of Kidd Brewer Stadium which makes it one of the nation's finest football facilities. The renovations, which came as part of ASU's \$50 million athletics facilities enhancement campaign, include:

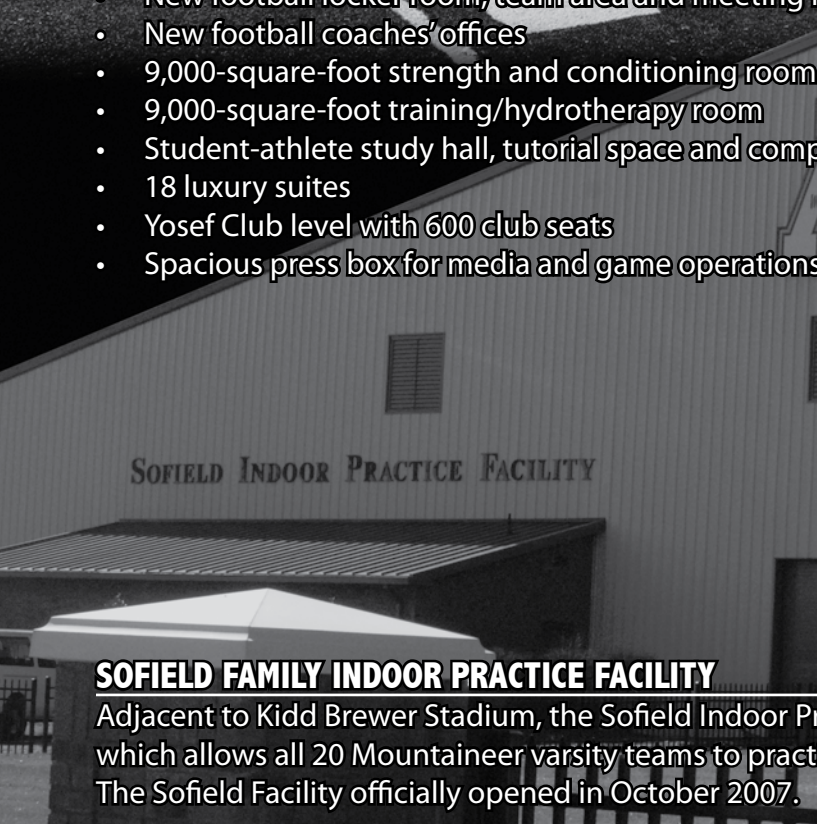
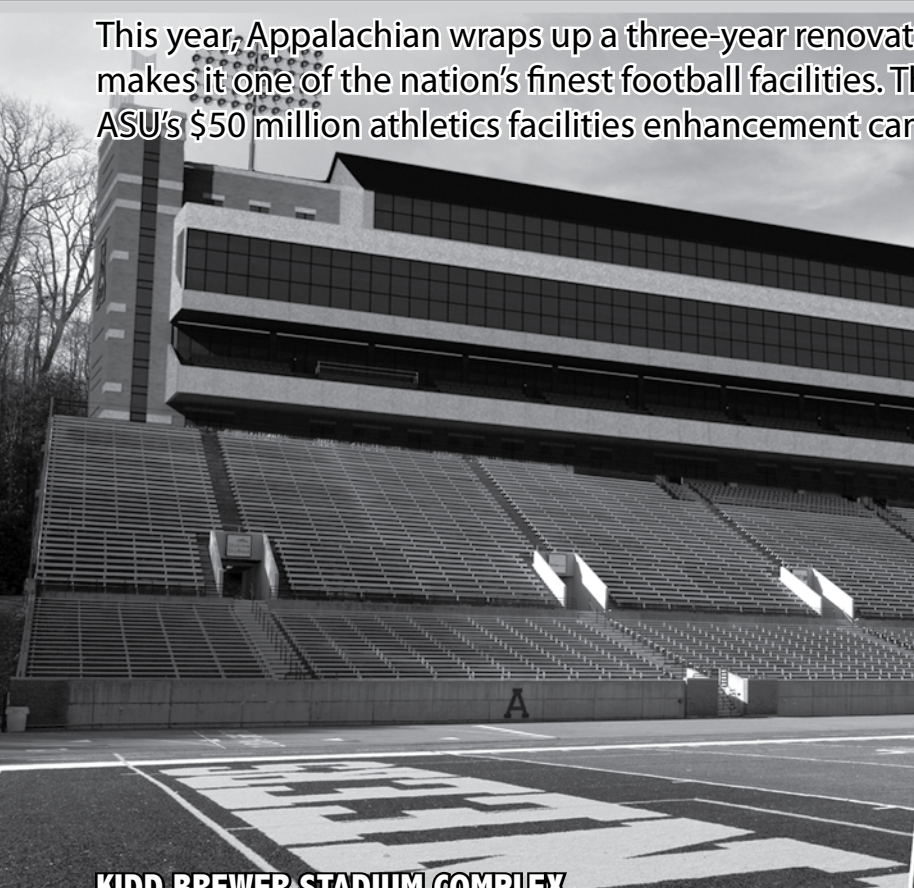
## **KIDD BREWER STADIUM COMPLEX**

Located on the stadium's west side, the 120,000-square-foot Kidd Brewer Stadium Complex includes:

- New football locker room, team area and meeting rooms
- New football coaches' offices
- 9,000-square-foot strength and conditioning room
- 9,000-square-foot training/hydrotherapy room
- Student-athlete study hall, tutorial space and computer lab
- 18 luxury suites
- Yosef Club level with 600 club seats
- Spacious press box for media and game operations

## **SOFIELD FAMILY INDOOR PRACTICE FACILITY**

Adjacent to Kidd Brewer Stadium, the Sofield Indoor Practice Facility features an 80x60-yard FieldTurf surface which allows all 20 Mountaineer varsity teams to practice and train away from the High Country elements. The Sofield Facility officially opened in October 2007.






# FACILITIES

## EAST SIDE SEATING EXPANSION

Completed prior to the 2008 season, the project included a 4,400-seat upper deck and concourse with expanded restroom and concessions facilities.



## ADDITIONAL RENOVATIONS

- State-of-the-art widescreen video-board in south end zone.
- A total of 200 new restrooms in the east concourse and south end zone that brings the facility up to code.
- Complete makover of existing restroom and concessions facilities on west concourse.
- Welcome to The Rock ticket plaza on stadium's northeast side, including new ticket sales and will-call building and two-ton Welcome to The Rock display.
- Replacement of chain-link fencing that surrounded the stadium and playing surface with wrought-iron fencing and brick columns.
- Complete overhaul of all stadium entrances.



# STUDENT-ATHLETE

## ACADEMIC SERVICES

Appalachian values academic excellence as well as athletic achievements and insists individuals are students first and athletes second. Academic services for Student-Athletes helps students prioritize academics by providing a comprehensive support system throughout the college career.

Through the overall efforts of the University's Learning Assistance Program, the Office of Academic Services for Athletes is coordinated by Jean Roberts. She is assisted by Kim Sherrill, who works directly with ASU's football student-athletes, Erin Justice and Pierre Banks. Between them, they guide the office's efforts for the more than 500 student-athletes that wear the Black and Gold.

Support services offered to all ASU intercollegiate student-athletes include:

- orientation
- academic advising
- career and personal counseling
- free tutoring
- NCAA eligibility information
- priority registration
- athletic study halls
- progress reports

In addition, academic services attends to the needs of the student-athlete while traveling to road games with laptops that can be checked out by student-athletes to work on assignments while on the road.

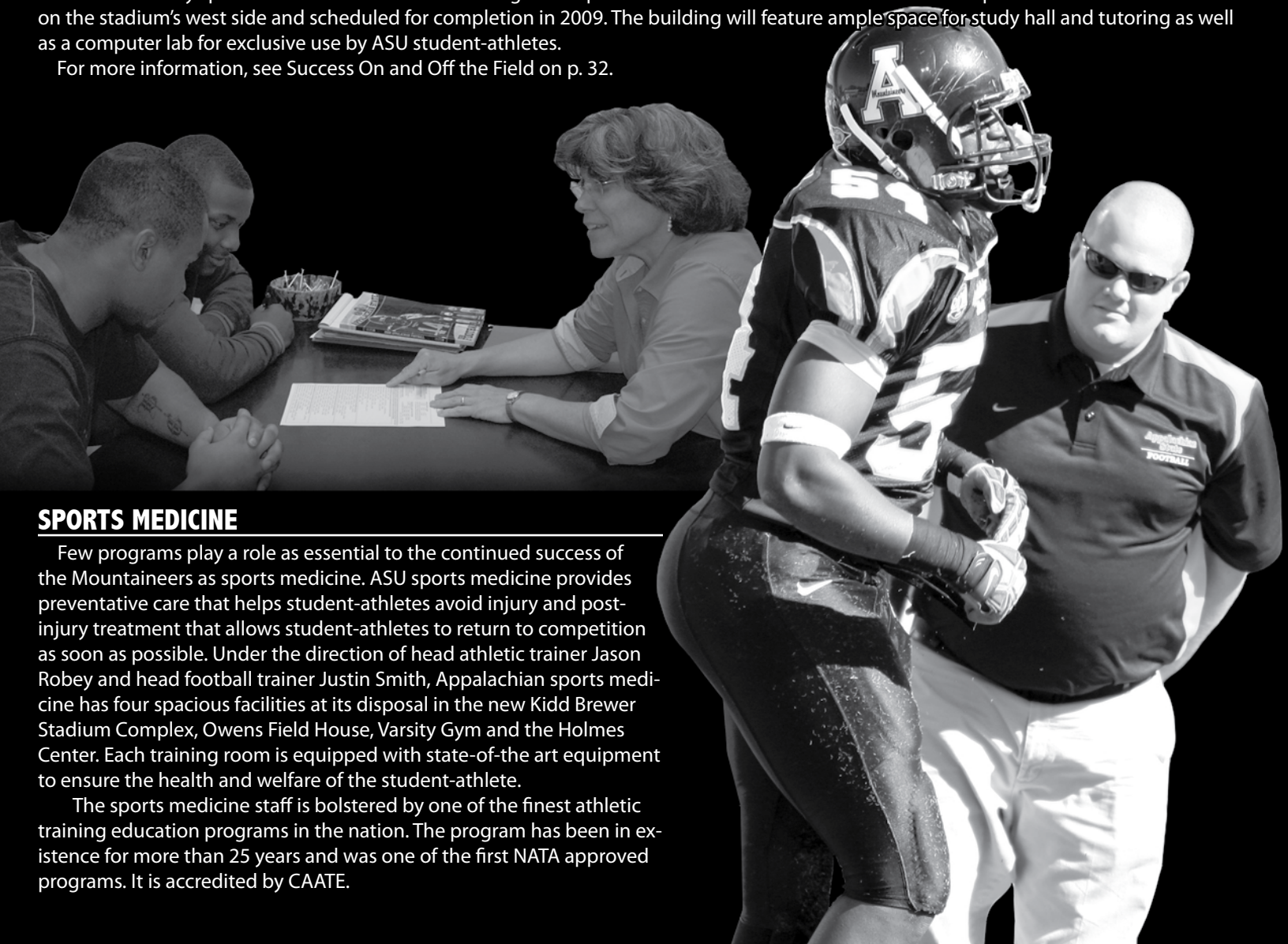
Academic study space for student-athletes is an integral component of the new Kidd Brewer Stadium Complex that is under construction on the stadium's west side and scheduled for completion in 2009. The building will feature ample space for study hall and tutoring as well as a computer lab for exclusive use by ASU student-athletes.

For more information, see *Success On and Off the Field* on p. 32.

## SPORTS MEDICINE

Few programs play a role as essential to the continued success of the Mountaineers as sports medicine. ASU sports medicine provides preventative care that helps student-athletes avoid injury and post-injury treatment that allows student-athletes to return to competition as soon as possible. Under the direction of head athletic trainer Jason Robey and head football trainer Justin Smith, Appalachian sports medicine has four spacious facilities at its disposal in the new Kidd Brewer Stadium Complex, Owens Field House, Varsity Gym and the Holmes Center. Each training room is equipped with state-of-the-art equipment to ensure the health and welfare of the student-athlete.

The sports medicine staff is bolstered by one of the finest athletic training education programs in the nation. The program has been in existence for more than 25 years and was one of the first NATA approved programs. It is accredited by CAATE.



# SUPPORT



## STRENGTH AND CONDITIONING

The mission of Appalachian strength, speed and conditioning is to assist athletes to reach their full athletic potential. This mission is attained by reducing the athlete's potential for injury during competition and increasing an athlete's overall athleticism and power.

The ASU speed, strength and conditioning program is designed to implement programs that fit the character of the coaches of each program. ASU's staff, led by head coach Jeff Dillman, remains in a constant research mode to provide the best programs for each student-athlete's needs. The staff incorporates a variety of training methods to ensure that an athlete reaches their full potential.

The variety of methods include:

- resistance training
- speed development
- sport-specific conditioning
- dynamic flexibility
- scientific analysis of the athlete to help better understand how to train the athlete

The scientific analyses range from VO2 testing to basal metabolic rate analysis and are done at the discretion of the strength and conditioning by ASU's department of health, leisure and exercise science. This concept is the foundation of ASU's speed, strength and conditioning program.

Appalachian's weight room is currently located on the first floor of Owens Field House and a new 9,000-square-foot strength and conditioning facility is part of the new 100,000-square-foot Kidd Brewer Stadium complex being constructed on the stadium's west side.

## ASU AND NIKE

Since 2007, Nike has been the official apparel and footwear provider for Appalachian football.

In addition to its state-of-the-art footwear, the Mountaineers' uniforms and off-field apparel and coaches' sideline wear are all produced by Nike. For the second-straight year, Nike will provide ASU with an "alternate" third uniform to be worn during one home game. This year's alternate uni features a gold jersey and will be worn by the Apps when they host North Carolina Central for homecoming on Oct. 10.

Beginning in 2009-10, all 20 of ASU's varsity programs programs will make the transition to Nike footwear and apparel.

## PLAYER DEVELOPMENT

For those wishing to continue their football career at the professional level, Appalachian provides support and counsel to help make that dream come true.

Strength and conditioning coach Jeff Dillman serves as ASU's professional football liaison. In that capacity, Coach Dillman acts as the bridge between professional scouts and the student-athlete. He also offers his expertise in weight training and conditioning for those who are pursuing a professional career.

Each spring, Appalachian hosts a Pro Day, which allows former Mountaineers to showcase their skills to a gathering of professional football scouts. Over the past two years, nearly 20 National Football League teams sent coaches and scouts to the ASU campus to evaluate Appalachian's professional hopefuls first-hand.

Appalachian has become known in the professional ranks as a breeding ground for gridiron talent. Currently, five former Mountaineers are among the NFL ranks, including two 2008 draftees (second-round selection Dexter Jackson and sixth-round pick Corey Lynch). Former Mountaineers that have already made a mark on the NFL scene include current pros Daniel Wilcox (free agent), Jason Hunter (Detroit Lions) and Marques Murrell (New York Jets), as well as standouts Dexter Coakley, Dino Hackett and John Settle, who all made Pro Bowl appearances during their NFL careers.

In addition to the NFL, former Mountaineers dot the rosters of teams in the Canadian Football League, Arena Football League and various minor leagues throughout North America. For a complete list of Appalachian's professional football players, see the inside back cover. For a list of Mountaineer alums that have gone on to enjoy careers in the NFL, see page 200.



# NATIONAL

- 44 of Appalachian's last 81 games have been televised, including 20 on national networks.
- The national spotlight shined especially bright on ASU on Oct. 31, 2008, when ESPN2 televised the second-ranked Mountaineers' 70-24 Halloween night rout over No. 3 Wofford. In addition to witnessing the Apps' demolition of their closest SoCon rival in '08, a potential national-TV audience of over 93 million households saw Kidd Brewer Stadium filled to the brim with a raucous stadium-record crowd of 30,931



Miami's Quiet Man: The Heroic Rise of Randy Shannon  
By GARY SMITH



**ESPN**  
THE WORLDWIDE LEADER IN SPORTS

# SPOTLIGHT

- The following media outlets have featured the Mountaineers during their four-year championship run:

## TELEVISION

- ESPN SportsCenter
- ESPN First Take
- ESPN College Football Live
- Fox Sports Net Best Damn Sports Show, Period
- ESPNEWS
- ESPN College Gameday
- CNN Headline News

## RADIO

- ESPN Radio Mike and Mike In The Morning
- ESPN Radio College Gameday
- Fox Sports Radio
- Sporting News Radio

## NATIONAL RECOGNITION

- 74 all-Americans (5 in 2008)
- 9 Buck Buchanan Award finalists
- 4 Walter Payton Award finalists

## PRINT (Original Stories)

- Sports Illustrated (Cover Story)
- Sports Illustrated for Kids
- USA Today
- USA Today Sports Weekly (Cover Story)
- New York Times (Page 1A)
- Washington Post
- Chicago Tribune
- Atlanta Journal-Constitution
- Baltimore Sun
- Columbus Dispatch
- Dallas Morning News
- Fort Worth Star-Telegram
- Hartford Courant
- Newark Star-Ledger
- Orlando Sentinel

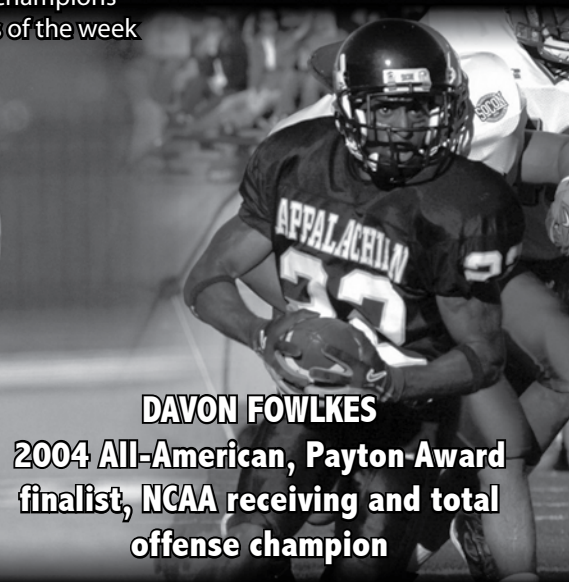
- 6 academic all-Americans
- 6 NCAA statistical champions
- 40 national players of the week



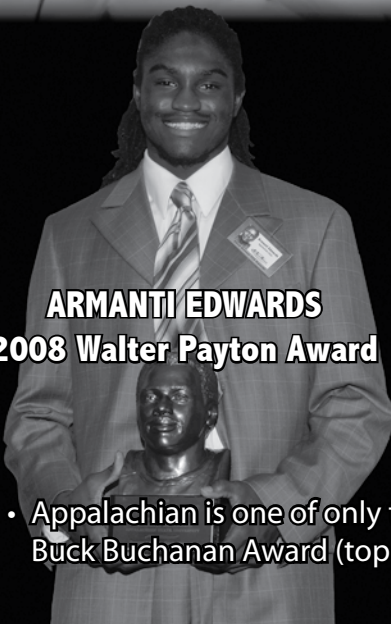
**D.J. CAMPBELL**  
1992 Academic All-American



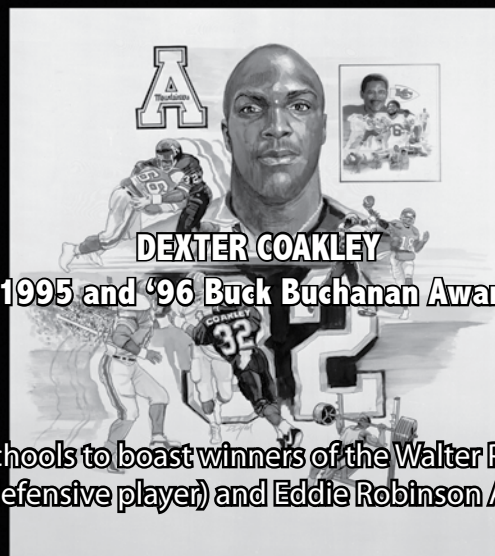
**COREY LYNCH**  
Three-Time All-American  
2007 Buchanan Award finalist



**DAVON FOWLKES**  
2004 All-American, Payton Award  
finalist, NCAA receiving and total  
offense champion



**ARMANTI EDWARDS**  
2008 Walter Payton Award



**DEXTER COAKLEY**  
1995 and '96 Buck Buchanan Award



**JERRY MOORE**  
2006 Eddie Robinson Award

- Appalachian is one of only two schools to boast winners of the Walter Payton Award (top FCS player), Buck Buchanan Award (top FCS defensive player) and Eddie Robinson Award (top FCS coach).

# APPALACHIAN 34 MICHIGAN 32



## MICHIGAN STADIUM



On Sept. 1, 2007, Appalachian State stunned the sports world by defeating college football's all-time winningest program, the University of Michigan, 34-32, in front of 109,218 at U-M's famed "Big House." By beating the Wolverines, the nation's fifth-ranked team in the Associated Press Top 25 college football poll, Appalachian became the first NCAA Division I Football Championship Subdivision team to ever defeat a nationally ranked Football Bowl Subdivision team. The victory also prompted the AP to change its 71-year-old policy to allow all Division I teams, regardless of subdivision, to receive votes in its Top 25 poll.

• For more on ASU's historic win over Michigan, see p. 171.

# APPALACHIAN STATE UNIVERSITY AND THE HIGH COUNTRY

Located in the Blue Ridge Mountains of northwestern North Carolina, Appalachian State University has built a national reputation for providing outstanding academics. With a student/faculty ratio of 17:1 and an average class size of 25, faculty members are able to take a personal interest in student progress, often becoming mentors, advisers, and friends - even tennis partners. That can only happen in a close-knit community.

Nestled at the base of Howard Knob, the University is located in downtown Boone, N.C. (year-round pop. 15,000), a small town which thrives as one of the Southeast's premier tourism and outdoor recreation destinations. The nearby Blue Ridge Parkway and Pisgah National Forest provide a beautiful natural setting with unlimited possibilities for outdoor adventure.

• *For more on ASU and the High Country, see pp. 201-208.*



## TABLE OF CONTENTS

### INTRO & MEDIA INFO

This is Appalachian Football..... IFC-1  
 Championship Tradition ..... 2-3  
 Welcome to The Rock..... 4-5  
 First-Class Facilities ..... 6-7  
 Student-Athlete Support..... 8-9  
 National Spotlight ..... 10-11  
 Appalachian 34, Michigan 32..... 12  
 Appalachian State University and the High Country ..... 13  
 Table of Contents/Credits..... 14  
 Quick Facts/Schedule ..... 15  
 Media Guidelines/ASU Sports Information..... 16  
 Getting to Boone..... 17  
 Appalachian ISP Sports Network ..... 18-20  
 Media Directory ..... 21  
 Southern Conference..... 22-23  
 Commissioner's Cup/2009 SoCon Composite Schedule..... 24

### SEASON OUTLOOK

Numerical Roster ..... 26  
 Alphabetical Roster ..... 27  
 Preseason Depth Chart/Pronunciation Guide/Career Games/Starts..... 28  
 Season Preview ..... 29-31  
 Preseason Notes ..... 32

### COACHES AND STAFF

Head Coach Jerry Moore ..... 34-37  
 Assistant Coaches..... 38-42  
 Football Support Staff ..... 42  
 Director of Athletics Charlie Cobb..... 43  
 Athletics Staff ..... 44

### 2009 MOUNTAINEERS

Acitelli-Beecher ..... 46  
 Bell-Brewer..... 47  
 Brown-Cline..... 48  
 DeGeare-Edwards ..... 49  
 Edwards ..... 50-52  
 Elder ..... 52  
 Finnerty-Fletcher ..... 53  
 B.J. Frazier-T. Frye..... 54  
 Gainey-Gilbert..... 55  
 Hardee-Harris..... 56  
 Hillary..... 57  
 Holt-Jackson..... 58  
 A. Johnson-Jorden ..... 59  
 Jurius-Kilgore ..... 60  
 LeGree-Lewis..... 61  
 Lloyd-Marshall..... 62  
 Martin-Moore..... 63  
 Norris-Olsen ..... 64  
 Pate-Quick..... 65  
 Radford-Reine..... 66  
 Rizer-Robertson ..... 67  
 Roman-Ruff..... 68  
 Shively-Smith..... 69  
 Strickland-Thompson..... 70  
 Turner-Welton..... 71  
 Williams..... 72  
 Wilson-Zanes..... 73  
 Newcomers..... 74

### 2009 OPPONENTS

Matchups at a Glance ..... 76  
 Opponents Capsules and Notes ..... 77-81  
 All-Time Series vs. 2009 Opponents ..... 82-85  
 Series Records vs. All Opponents ..... 86-87  
 Series Records vs. Division I Conferences ..... 88

### 2008 IN REVIEW

2008 Statistics ..... 90-95  
 2008 Game Recaps and Box Scores ..... 96-109  
 2008 Walter Payton Award..... 110  
 2008 Honors and Awards ..... 111  
 2008 All-Southern Conference Teams and Awards..... 114

### RECORD BOOK

Rushing Records ..... 114-15  
 Receiving Records..... 116-17  
 Passing Records ..... 118-19  
 Total Offense/All-Purpose Yardage Records ..... 120-21  
 Scoring Records ..... 122-23  
 Kickoff Return Records ..... 124  
 Punt Return Records..... 125  
 Punting Records..... 126  
 Defensive Records..... 127-29  
 Offensive Team Records..... 130  
 Defensive Team Records..... 131  
 Miscellaneous Team Records ..... 132  
 The Last Time ..... 133  
 Year-by-Year Team Statistics ..... 134

### ASU IN THE POSTSEASON

All-Time Postseason Results/Notes..... 136  
 Individual Playoffs Records..... 137-38  
 Team Playoff Records ..... 139  
 Playoff Box Scores ..... 140-50

### HISTORY AND TRADITIONS

Yosef..... 152  
 The Old Mountain Jug..... 153  
 Retired Numbers..... 154-55  
 Appalachian Heroes ..... 156  
 ASU Athletics Hall of Fame/75th Anniversary Team ..... 157  
 All-Americans..... 158-59  
 Honors and Awards ..... 160-61  
 Conference Honors..... 162  
 All-Southern Conference ..... 163-64  
 Southern Conference Statistical Champions..... 165  
 Memorable Games ..... 166-71  
 All-Time Roster ..... 172-81  
 All-Time Coaching Records/All-Time Assistant Coaches ..... 182  
 Mentors From The Mountain ..... 183  
 Year-By-Year Records..... 184-85  
 Year-By-Year Conference Records..... 186  
 All-Time Results..... 187-93  
 Kidd Brewer Stadium ..... 194-95  
 Year-By-Year Attendance ..... 196  
 Season Openers/Home Openers/Homecoming..... 197  
 Television Appearances ..... 198  
 National Rankings ..... 199  
 Mountaineers in the NFL ..... 200

### APPALACHIAN STATE UNIVERSITY

Educating North Carolina's Citizens and Leaders ..... 202  
 Points of Pride..... 203  
 Appalachian Through The Years/Today/Traditions ..... 204  
 Chancellor Dr. Kenneth E. Peacock ..... 205  
 Faculty Athletic Representative Dr. Alan Hauser/University Leadership..... 206  
 Appalachian Alumni Association..... 207  
 Boone, North Carolina ..... 208

### CREDITS

**DESIGN AND EDITOR:** Mike Flynn  
**SPECIAL EDITORIAL ASSISTANCE:** Charles Cochrum  
**EDITORIAL ASSISTANCE:** Eric Bohannon, Courtney Burchett, Andrew Huggins, Patrick Moree, Michael Baylor, Ashley Davis, Reuben Singleton, Jonathan Watts, Molly Everett, Ty Patton, Jeff Dillman, Josh Thompson, Jay Sutton, David Jackson, Charlie Cobb, Rick Beasley, John Welch, Appalachian football coaching staff, Linda Coutant, Jane Nicholson, Lynn Drury, Lindsay Sutton  
**COVER DESIGN:** Charles Cochrum  
**PHOTOGRAPHY:** ASU Alumni Association, ASU athletics archives, ASU sports information staff, Patrick Adams, *The Appalachian*, *Asheville Citizen-Times*, Baltimore Ravens, Dale Barbee, Boise Burn, Mark Campbell (*College Sporting News*), *Charlotte Observer*, *Chattanooga Times Free Press*, Cincinnati Bengals, Adam Cline, Keith Cline, Tony Coats, Tim Davin (ASU ITC/media services), Derek DeSha, Detroit Lions, Marie Freeman (ASU ITC/media services), Willis Glasgow (WG Photos), Green Bay Packers, Rick Hartgrove, Leila Jackson (ASU ITC/media services), Suzi Lawson, Dave Mayo, Ben McKeown, Brian McLawhorn (*Rivals.com*), Robert Moore, New York Jets, Tommy Penick, Pittsburgh Steelers, Mike Rominger (ASU public affairs), Saskatchewan Roughriders, David Searce, Bill Sheffield, Southern Conference, Tampa Bay Buccaneers, Troy Tuttle (ASU ITC/media services), Washington Redskins, *Watauga Democrat*, Winnipeg Blue Bombers, *Winston-Salem Journal*  
**PRINTING:** Multi-Ad Sports (Joe Dalfonso, Marcia Schwartz), Peoria, Ill.



1986

1987

1991

1995

1999

2005

2006

2007

2008



2005

2006

2007





QUICK FACTS

GENERAL INFORMATION

**Name of School:**.....Appalachian State University  
**Location:**.....Boone, N.C.  
**Founded:**.....1899  
**Enrollment:**.....16,600  
**Conference:**.....Southern  
**Affiliation:**.....NCAA Division I (Football Championship Subdivision)  
**Nickname:**.....Mountaineers  
**Colors:**.....Black and Gold  
**Stadium:**.....Kidd Brewer  
**Capacity:**.....21,650  
**Surface:**.....FieldTurf  
**Chancellor:**.....Dr. Kenneth E. Peacock  
**Alma Mater:**.....Mars Hill (1970)  
**Athletics Director:**.....Charlie Cobb  
**Alma Mater:**.....North Carolina State (1990)  
**Associate Athletics Director/Football:**.....Jay Sutton  
**Alma Mater:**.....Appalachian (1997)  
**Athletics Department Phone:**.....(828) 262-4010  
**Ticket Office Phone:**.....(828) 262-2079

FOOTBALL HISTORY

**First Year:**.....1928  
**All-Time Record:**.....527-299-28 (79 seasons)  
**Southern Conference Record:**.....173-78-5 (37 seasons)  
**Southern Conference Championships:**.....Nine  
**Years:**.....1986, '87, '91, '95, '99, 2005, '06, '07, '08  
**NCAA Division I Playoff Appearances:**.....16  
**Years:**.....1986, '87, '89, '91, '92, '94, '95, '98, '99, 2000, '01, '02, '05, '06, '07, '08  
**Record:**.....21-13  
**NCAA Division I National Championships:**.....Three  
**Years:**.....2005, '06, '07  
**Bowl Games:**.....Nine  
**Years:**.....1937, '38, '48, '49, '50 (2), '54 (2), '55  
**Record:**.....3-6  
**All-Americans:**.....74  
**Academic All-Americans:**.....Six

APPALACHIAN SPORTS INFORMATION

**Assistant Athletics Director/SID (Football Contact):**.....Mike Flynn  
**Phones (Office/Mobile/FAX):**.....(828) 262-2845/(828) 964-6406/(828) 262-6106  
**Email/ASU Athletics' Website:**.....flynnmh@appstate.edu/www.GoASU.com

2009 MOUNTAINEER REGULAR-SEASON SCHEDULE

DATE	OPPONENT	TIME	SERIES RECORD (ASU-OPP.)/NOTES
Sept. 5	at East Carolina (MASN)	Noon	19-10/Former North State/Southern Conference rivals square off for the first time in 30 years
Sept. 12	McNeese State	3:30 p.m.	0-0/Traditional FCS powers match up in first game at completely renovated Kidd Brewer Stadium
Sept. 26	Samford*	3:30 p.m.	2-1/Apps are 29-8 all-time in SoCon openers; Samford makes first visit to Boone as a conference rival
Oct. 3	at The Citadel*	1 p.m.	26-11/Mountaineers have won 14 of the last 15 in the series
Oct. 10	North Carolina Central	3:30 p.m.	0-0/In-state foes battle for the first time; ASU is 34-11-2 in homecoming games at Kidd Brewer Stadium
Oct. 17	at Wofford* (SportSouth)	3 p.m.	15-10/ASU looks to avenge 42-31 loss at Wofford in 2007; Terriers look to avenge 70-24 drubbing in Boone last year
Oct. 24	Ga. Southern* (SportSouth)	3 p.m.	12-11-1/Road team has won three-straight in series, including last year's thrilling 37-36 ASU triumph at GSU
Oct. 31	at Furman* (WLOS-Asheville)	Noon	15-21-3/Mountaineers have won a record four-straight in the series, including a 34-27 nail-biter at FU in 2007
Nov. 7	Chattanooga*	3:30 p.m.	22-10/Appalachian has won 21 of the last 24 in the series, including 12 in a row in Boone
Nov. 14	at Elon* (SportSouth)	3 p.m.	27-9-1/Apps are 6-0 versus Elon since Phoenix joined the SoCon in 2003, winning by an average score of 42-17
Nov. 21	Western Carolina*	3:30 p.m.	54-18-1/ASU has won 22 of the last 24 Battles for the Old Mountain Jug, including 12-straight at home
Nov. 28	NCAA First Round	TBA	ASU is 10-6 all-time in first-round games (W, 37-21, over South Carolina State in 2008)
Dec. 5	NCAA Quarterfinals	TBA	ASU is 5-5 all-time in quarterfinal games (L, 33-13, to Richmond in 2008)
Dec. 11/12	NCAA Semifinals	TBA	ASU is 3-2 all-time in semifinal games (W, 55-35, over Richmond in 2007)
Dec. 19	NCAA National Championship	8 p.m.	ASU is 3-0 all-time in national championship games (W, 49-21, over Delaware in 2007)

\* denotes Southern Conference game

• kickoff times subject to change, pending additional TV arrangements

APPALACHIAN FOOTBALL MEDIA GUIDE JUDGED SECOND-BEST IN THE NATION FOR SECOND-STRAIGHT YEAR

For the second year in a row, the 2008 Appalachian State University football media guide placed second nationally among all NCAA Division I FCS entries in the College Sports Information Directors of America's (CoSIDA) annual publications contest.

A limited number of 2009 media guides are available to purchase through the ASU Sports Information office. To order, send a check or money order (made out to ASU athletics) for \$28 (\$25 for the 208-page book, \$3 for shipping) to:

ASU Sports Information  
 PO Box 32116  
 Boone, NC 28608



TEAM INFORMATION

**2008 Record:**.....11-3  
**2008 Southern Conference Record/Finish:**.....8-0/1st  
**Postseason:**.....NCAA Division I Football Championship quarterfinals  
**Final 2008 National Ranking:**.....No. 5 (Unanimous)  
**Basic Offense:**.....Multiple Spread  
**Basic Defense:**.....4-3  
**Letterwinners Returning/Lost:**.....45/15  
**Starters Returning/Lost:**.....18/8

Offensive Starters

**Returning (7):** LG Mario Acitelli, C Brett Irvin, RG Daniel Kilgore, TE Ben Jordan, WR CoCo Hillary, QB Armanti Edwards, RB Robert Welton  
**Lost (4):** LT Brad Coley, RT Jonathan Bieschke, WRT J. Courman, WR Josh Johnson

Defensive Starters

**Returning (9):** LE Lanston Tanyi, LT Malcolm Bennett, RT Anthony Williams, RE Jabari Fletcher, WLB D.J. Smith, MLB Jacque Roman, S Mark LeGree, LCB Cortez Gilbert, RCB Ed Gainey  
**Lost (2):** BAN Pierre Banks, NKL Leonard Love

Specialists

**Returning (2):** PK Jason Vitaris, LS Wilson Fitchett  
**Lost (2):** P Neil Young, HOL Hunter Stewart

COACHING STAFF

**Head Coach:**.....Jerry Moore  
**Alma Mater:**.....Baylor, 1961  
**Record at Appalachian/Seasons:**.....178-73 (.709)/20  
**Career Record/Seasons:**.....205-120-2 (.630)/27  
**Defensive Tackles:**.....Jason Blalock (Appalachian, 2003)  
**Offensive Line:**.....Shawn Elliott (Appalachian, 1996)  
**Quarterbacks:**.....Brad Glenn (Clemson, 1995)  
**Defensive Assistant:**.....John Mark Hamilton (Appalachian, 2009)  
**Tight Ends:**.....John Holt (Appalachian, 2008)  
**Linebackers:**.....Dale Jones (Tennessee, 1988)  
**Running Backs:**.....Chris Moore (Appalachian, 1999)  
**Defensive Ends/Recruiting Coordinator:**.....Mark Speir (Clemson, 1990)  
**Wide Receivers:**.....Lance Taylor (Alabama, 2004)  
**Defensive Coordinator/Def. Backs:**.....John Wiley (East Texas State, 1984)

**Associate Director:**.....Charles Cochrum  
**Assistant Director:**.....Courtney Burchett  
**Interns:**.....Eric Bohannon, Patrick Moree



HEAD COACH  
 JERRY  
 MOORE



CHAMPIONS

1986

1987

1991

1995

1999

2005

2006

2007

2008



NATIONAL CHAMPIONS

2005

2006

2007

## MEDIA GUIDELINES

**Appalachian athletics thanks you for your coverage of the Mountaineers. ASU sports information is here to assist media in any way possible. Below are standard media guidelines for coverage of Appalachian football. Should members of the media have any questions or special requests throughout the season, please feel free to contact ASU assistant athletics director/sports information director Mike Flynn (contact info below).**

### STUDENT-ATHLETE INTERVIEWS

**ALL APPALACHIAN STUDENT-ATHLETE INTERVIEWS MUST BE ARRANGED THROUGH ASSISTANT A.D./SID MIKE FLYNN!!!** Student-athletes are instructed not to conduct interviews unless they are arranged through the ASU sports information office. We ask the cooperation of the media in not phoning student-athletes or in any other way attempting to conduct an interview at times other than those arranged through the ASU sports information office.

The best time to interview student-athletes is Monday-Wednesday, immediately following the conclusion of practice (approximately 6 p.m.). Interviews can be conducted in person or via telephone. Please contact Mike Flynn with any special requests or to try to arrange a different time and/or location for an interview.

All game-week interviews are limited to Monday-Wednesday, except for game broadcast crews.

### ARMANTI EDWARDS INTERVIEWS

Due to the large volume of interview requests received each week for Appalachian quarterback Armanti Edwards, he will be available to answer questions on a teleconference each **Tuesday morning (time TBA)** during the 2009 season. Edwards' weekly teleconference will be the only time that he is available via telephone to out-of-town media. Edwards will also be available for brief in-person interviews following practice Monday-Wednesday.

Should media members not be able to interview Edwards during these times, alternative arrangements will be made if possible. Please contact Mike Flynn for teleconference call-in details, to set up a brief in-person interview or with any questions or concerns.

### HEAD COACH JERRY MOORE INTERVIEWS

Due to Coach Moore's busy schedule, especially during game weeks, the best time to reach him is during the Southern Conference's weekly teleconference call. Coach Moore leads off the call each **Tuesday at 10 a.m.** For details, contact either Mike Flynn or Jonathan Caskey in SoCon Public Affairs (864-591-5100). Full audio from the SoCon teleconference call is posted at [GoASU.com](http://GoASU.com) shortly following the conclusion of the call.

For those unable to participate in the teleconference call, Coach Moore is available for brief interviews following practice Monday-Wednesday.

If none of these times are convenient, please contact Mike Flynn to try to arrange another time that is convenient for all parties.

### PRACTICE ACCESSIBILITY

Practices held Monday-Thursday are generally open to the media. However, media are asked to contact Mike Flynn to make arrangements to attend practice.

### PRESS CREDENTIALS

Credentials for Appalachian home games are issued through the ASU sports information office. Official media outlets and professional scouts may request credentials by contacting Mike Flynn via email, telephone or fax.

Official media outlets are defined by ASU athletics as newspapers, television stations and radio stations that provide coverage of ASU athletics or the visiting team on a regular basis. Websites that represent a legitimate news service and provide coverage of ASU athletics or the visiting team on a regular basis are also eligible for credentials. Websites that sponsor message boards, message centers or chat rooms where anonymous information can be posted will not be issued credentials.

Season credentials will be issued in August, while single-game credentials are issued on a game-by-game basis. For media covering a team visiting ASU, credentials will be sent to the opposing team's sports information director for distribution in advance.

Requesting credentials at least two weeks in advance of gameday ensures plenty of time to mail the requested credentials and parking. Requests the week of the game can be sent via overnight mail at the requesting party's expense or can be held for pickup at the ASU sports information office in the Kidd Brewer Stadium Complex.

On gameday, credentials can be picked up at the media will-call window at the main Kidd Brewer Stadium ticket plaza, located on the northeast side of the stadium. However, please note that there is **no media parking pickup on gamedays. Those who have not secured a parking pass for the media lot in advance of gameday will not be allowed vehicle access to Kidd Brewer Stadium or the Rivers Street Parking Deck and must find parking on their own!**

### PARKING

Access to the Kidd Brewer Stadium media parking lot must be requested when requesting credentials. Media parking will be available on the top level of the Rivers Street Parking Deck, which is a short walk from Kidd Brewer Stadium. Every attempt will be made to accommodate all working media with parking and to distribute media parking lot passes prior to gameday. However, please note that there is **no media parking**

**pickup on gamedays. Those who have not secured a parking pass for the media lot in advance of gameday will not be allowed vehicle access to Kidd Brewer Stadium or the Rivers Street Parking Deck and must find parking on their own!**

Media parking spaces will be filled on a first-come, first-serve basis. Once the media level of the Rivers Street Parking Deck is full, media must find parking on their own.

It is imperative that media with special parking needs (satellite trucks, handicapped access, etc.) contact Mike Flynn well in advance of gameday to make special arrangements.

### PHOTOGRAPHERS

Photographer credential requests should be made to the ASU sports information office per the above guidelines.

Photographers are permitted to work the sidelines (except between the 25 yard lines) and beyond the end zones.

The new Kidd Brewer Stadium press box has ample photographer work space with wireless and hard-wired internet access available. However, **photographers should be aware that ASU's on-campus internet system has firewalls that have blocked access to some photo servers in the past. Photographers should have a means to upload photos via dial-up access in case their server is unavailable to receive transmissions through the ASU system.**

### MEDIA ENTRANCE

Media must enter Kidd Brewer Stadium at the media pass gate on the stadium's west side on game days. From there, media can access the press facilities and field level. Credentialed media will not be granted stadium entrance at any other area.

### KIDD BREWER STADIUM PRESS FACILITIES

All press operations (live TV and radio broadcasts and print media) are located on the seventh level of the new Kidd Brewer Stadium Complex on the west side of the stadium.

Ample power, hard-wired and wireless internet and telephone lines are available for media use.

The press box is equipped with five film decks (three located indoors on the 50 and both 25 yard lines and two located outdoors at the 15 yard lines). Preference for camera locations are given to live broadcast crews. Following camera placement for live broadcast crews, camera locations are available on a first-come, first-served basis.

Please feel free to contact Mike Flynn with any questions or concerns regarding the new press facilities.

### POSTGAME INTERVIEWS

For games played at Kidd Brewer Stadium, Appalachian head coach Jerry Moore and selected ASU players will be available during a postgame press conference in the Mountaineer Room of the Kidd Brewer Stadium Complex (second level) as soon as possible following the conclusion of the game.

The visiting team's postgame media availability will occur in or near the visitors' locker room in Owens Field House (located on the south end of the stadium). In a departure from past years, both teams will not be available in one location for regular-season games. However, ASU sports information will distribute quotes from both teams in the press box as soon as possible following the postgame press conferences.

Media should see Mike Flynn before the end of the third quarter of all road games for an explanation of postgame interview procedures.

### APPALACHIAN'S LOCKER ROOM IS CLOSED TO MEDIA AT ALL TIMES!!!

#### APPALACHIAN SPORTS INFORMATION



**MIKE FLYNN**  
ASSISTANT ATHLETICS DIRECTOR/SPORTS INFORMATION  
FOOTBALL MEDIA CONTACT  
**OFFICE:** (828) 262-2845 **MOBILE:** (828) 964-6406  
**EMAIL:** flynnmh@appstate.edu



**CHARLES COCHRUM**  
ASSOCIATE SPORTS INFORMATION DIRECTOR/  
SECONDARY FOOTBALL CONTACT  
**OFFICE:** (828) 262-7602 **MOBILE:** (828) 964-6407  
**EMAIL:** cochrumca@appstate.edu

**ASST. SID:** Courtney Burchett **INTERNS:** Eric Bohannon, Patrick Moree  
**STUDENT INTERNS:** Michael Baylor, Andrew Huggins, Reuben Singleton, Jonathan Watts

**SOCON**  
CHAMPIONS

1986

1987

1991

1995

1999

2005

2006

2007

2008

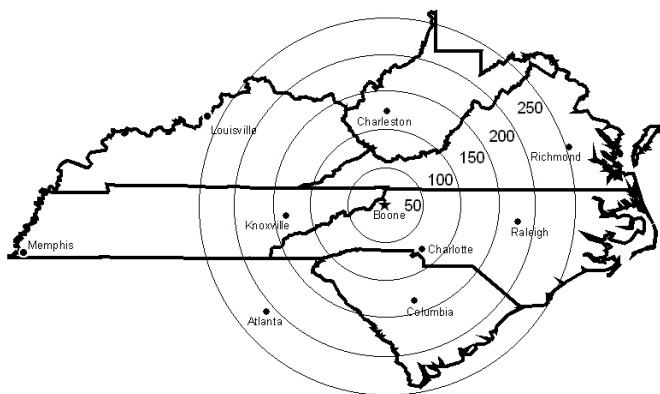
**NCAA**  
NATIONAL  
CHAMPIONS

2005

2006

2007

GETTING TO BOONE



For more on Boone and the High Country, see p. 208.

Growing in stature as the commercial center and financial hub of northwestern North Carolina, Boone is the brightest star in the constellation of communities that dot the Blue Ridge Mountains.

Watauga County holds one of North Carolina's most progressive public school systems, safe and friendly neighborhoods, a full spectrum of shopping alternatives and modern, well-equipped health care facilities. Adding to the overall quality of life are year-round recreational, dining and entertainment opportunities that appeal to people of all ages.

DRIVING DIRECTIONS

From the Northeast via I-81 and I-77:

Take I-81 south to I-77, west of Radford, Va. Proceed south on I-77 into North Carolina. Exit onto US 421 North and travel approximately 60 miles to Boone. In Boone, turn left at light onto Hardin St. and then right onto Rivers St. at the second light. The Rivers St. Parking Deck is on your left after you cross under the pedestrian bridge.

From the South via I-77:

Proceed north on I-77 through Charlotte and Statesville. Continue on I-77 North until you reach the I-77/US 421 interchange. Exit onto Highway 421 North and travel approximately 60 miles to Boone. In Boone, turn left at light onto Hardin St. and then right onto Rivers St. at the second light. The Rivers St. Parking Deck is on your left after you cross under the pedestrian bridge.

From the West via I-40 (Asheville and/or Hickory):

In Asheville, take I-40 East to US 221 in Marion. Exit onto US 221 North and follow to Linville. In Linville, take US 105 North to Boone. In Boone, at the intersection of highways 105 & 321, turn left onto US 321 North. Follow to campus and turn left on Rivers Street. The Rivers St. Parking Deck is on your left after you cross under the pedestrian bridge.

—OR—

When traveling on I-40 in the Hickory area, exit onto US 321 North and travel approximately 50 miles to Boone. Follow Highway 321 North to campus.

From the East via I-40 and I-85:

Proceed to Winston-Salem on I-40. Exit onto US 421 North in Winston-Salem and travel approximately 86 miles to Boone. In Boone, turn left at light onto Hardin St. and then right onto Rivers St. at the next light. The Rivers St. Parking Deck is on your left after you cross under the pedestrian bridge.


DRIVING DISTANCES FROM BOONE (IN MILES)

MAJOR CITIES IN THE SOUTHEAST

Johnson City, Tenn. ....	57
Charlotte, N.C. ....	84
Greensboro, N.C. ....	104
Knoxville, Tenn. ....	152
Columbia, S.C. ....	181
Raleigh, N.C. ....	187
Atlanta, Ga. ....	274
Richmond, Va. ....	300
Nashville, Tenn. ....	338
Hilton Head, S.C. ....	346
Washington, D.C. ....	414
Jacksonville, Fla. ....	476

2008 AWAY SITES

Spartanburg, S.C. (Wofford).....	88
Elon, N.C. (Elon) .....	131
Greenville, S.C. (Furman).....	138
Greenville, N.C. (East Carolina).....	274
Charleston, S.C. (The Citadel).....	292



For those looking for a scenic route into Boone, the beautiful Blue Ridge Parkway is located just minutes from ASU's campus.

Boone and its neighboring community, Blowing Rock, form a dynamic tandem. The communities have been recognized by an assortment of magazines and organizations as one of the Best Small Towns in America and as one of the nation's premier locations for Mountain Living.

A four-season playground, the area has something for everyone. The mountains and the natural, scenic beauty are the region's

greatest assets.

The skiing capital of the Southeast, with four popular ski resorts only minutes from Boone, there are more than 30 waterfalls to visit in the area.



SR. QB ARMANTI EDWARDS

SOCON CHAMPIONS 1986

1987

1991

1995

1999

2005

2006

2007

2008

NCAA NATIONAL CHAMPIONS 2005

2006

2007

APPALACHIAN ISP SPORTS NETWORK

Already with a radio presence in seven states and every major media market in North Carolina, Appalachian athletics joined forces with Winston-Salem-based ISP Sports in the summer of 2007 to create the Appalachian ISP Sports Network. The venture enhances what was already one of the strongest mid-major radio networks in the nation by tapping into ISP's vast resources, knowledge and experience in creating, marketing and managing revenue-enhancement programs around collegiate sports properties.

While the name is different, the top-notch coverage of the Mountaineers that Black and Gold faithful have come to expect will remain largely the same. For the 11th year in a row, the flagship station of ASU athletics is 100,000-watt superstation WKBC, 97.3-FM. WKBC's coverage area includes 45 counties spread over five states: North Carolina, South Carolina, Tennessee, Virginia and West Virginia. Combined with the network's other 17 stations, Appalachian football broadcasts will again have the ability to reach nearly 10 million listeners during the 2009 campaign.

**David Jackson** enters his 10th season as the play-by-play "Voice of the Mountaineers." A 2000 Appalachian alumnus, Jackson has been involved with the Appalachian athletics since 1997.

As a senior intern with the Appalachian Sports Network, Jackson filled the roles of football sideline reporter and men's basketball color analyst and chief statistician during his time as an ASU student. Jackson took over the play-by-play reins in February 2000 and followed the men's basketball team to an NCAA Tournament appearance.

Born in Carbondale, Ill., Jackson also worked as a student assistant in the Appalachian sports information office from 1996-2000. He grew up in Greensboro, N.C. and spent the summer of 1999 as a broadcast communications intern with the Winston-Salem Warthogs, Class A affiliate of the Chicago White Sox.

In addition to his play-by-play duties, Jackson, 31, serves as host of *Appalachian Football Weekly* and *Mountaineer Basketball with Buzz Peterson* (ASU's weekly football and basketball television coaches' shows) and has served as the play-by-play voice of the SoCon men's basketball and baseball championships for the Southern Conference Sports Network.

Jackson's peers in the National Sportscasters and Sportswriters Association voted him the 2007 North Carolina Sportscaster of the Year. He was honored alongside broadcasting stars such as Jim Nantz and the late Harry Kalas at the NSSA's annual awards banquet in Salisbury, N.C. in May 2008.

Jackson, who was named ASU's associate athletics director for public affairs in December 2004, resides in Sugar Grove with his wife, Leila, and daughter, Maren (2).

Legendary Mountaineer quarterback **Steve Brown** returns to the booth in 2007 for his 12th season as a member of ASU's football broadcast crew, providing color commentary.

Brown began his second stint with ASU football broadcasts in 2004,

serving as sideline reporter for a season before returning to the booth a year later. No stranger to the airwaves, Brown also served as color analyst for ASU football from 1992-97.

A 1982 Appalachian graduate, Brown was a two-time all-Southern Conference honoree. Prior to the record-setting careers of Richie Williams and Armanti Edwards, Brown held the vast majority of ASU's passing and total-offense records.

Employed as a Territory Sales Representative for ASC Volvo Construction Equipment in Arden, N.C., Brown and his wife, Jeanne (a 1983 ASU graduate), reside in Weaverville, N.C. and have two children: Christopher, 20, and Hanna, 15.

Patrolling the sidelines for the Appalachian ISP Sports Network is broadcasting veteran **Randy Jackson**, who returns for his fourth season with the broadcast crew. A television personality in North Carolina's Triad market for more than 20 years, Jackson made his return to collegiate athletics in 2006. He possesses a strong knowledge of the NCAA Division I FCS and SoCon scenes, having served as the radio voice of Southern Illinois University athletics in the 1970s and in various capacities for Appalachian broadcasts over the course of the past decade. Currently the staff meteorologist at FM Talk 101.1 WTZK in Greensboro, Jackson is also the co-founder of the Hazardous Weather Preparedness Institute.

**Tim Sparks** is back for his 12th season with the Appalachian ISP Sports Network returning to his original role of on-site engineer following a season as the network's in-studio host. Sparks is a 1994 Appalachian alumnus and a 1997 graduate of the Carolina School of Broadcasting in Charlotte. In addition to his work with the Mountaineers, Sparks' broadcast experience includes a stint as morning drive D.J. and sports anchor at WIFM in Elkin in 1998. He is currently a teacher and coach at R.J. Reynolds High School in Winston-Salem, N.C.

Sparks resides with his wife, Jodi, and their two sons in Winston-Salem.

In his eighth year on the crew, **Ben Blevins** serves as a network producer while **Wes Berry**, an assistant marketing director for ASU athletics, is back for his fourth year in a similar capacity.



The Appalachian ISP Sports Network broadcast crew — Back Row: Tim Sparks, Ben Blevins and Steve Brown. Front Row: David Jackson, Wes Berry and Randy Jackson.

- SOCON**  
CHAMPIONS  
1986
- 1987
- 1991
- 1995
- 1999
- 2005
- 2006
- 2007
- 2008
- NCAA**  
NATIONAL CHAMPIONS  
2005
- 2006
- 2007



## 2009 RADIO AFFILIATES

THE 100,000-WATT  
FLAGSHIP STATION OF THE  
APPALACHIAN ISP SPORTS NETWORK  
**97.3WKBC**  
*Home of Appalachian Football*  
**NORTH WILKESBORO  
CHARLOTTE**

**WKBC-FM 97.3**

North Wilkesboro, Hickory, Charlotte, High Country

**WATA-AM 1450**

Boone

**WBLO-AM 790**

High Point

**WAVO-AM 1150**

Rock Hill, S.C., Charlotte

**WCGC-AM 1270**

Gastonia

**WDNC-AM 620**

Durham

**WHKP-AM 1450**

Hendersonville

**WIST-FM 98.3**

High Point, Greensboro, Asheboro

**WLON-AM 1050**

Lincolnton

**WLNC-AM 1300**

Laurinburg

**WODY-AM 1160**

Martinsville, Va.

**WPCM-AM 920**

Burlington

**WPWT-AM 870**

Bristol, Tenn./Va., Johnson City, Tenn., Greenville, Tenn.

**WRBZ-AM 850**

Raleigh, Durham, Chapel Hill

**WTOE-AM 1470**

Spruce Pine

**WZGM-AM 1350**

Black Mountain

**WZTK-FM 101.1**

Greensboro, Raleigh, Rocky Mount

<sup>^</sup> denotes part-time affiliate.

Check local listings for broadcast availability.

### APPALACHIAN ISP SPORTS NETWORK GAMEDAY PROGRAMMING LINEUP

• **Pigskin Prelude:** Each Mountaineer football broadcast begins two hours prior to kickoff with *Pigskin Prelude*. This hour-long show is packed with fan interviews, unique features, exciting promotions and more. Randy Jackson anchors the coverage, helping fans get in the mood for college football, Appalachian style.

• **Mountaineer Gameday:** *Mountaineer Gameday* hits the airwaves 60 minutes prior to kickoff. Packed with in-depth features, a Gameday Conversation with a member of the Mountaineers and the most comprehensive scoreboard updates from around the nation, fans will ease into game mode as kickoff approaches.

• **Countdown To Kickoff:** *Countdown to Kickoff* takes fans through the final half hour of pregame coverage. Each week, listeners go inside the locker room with the opposing head coach, as well as the 20th-year Head Mountaineer Jerry Moore.

“Keys to the Game” with ASU’s offensive and defensive staffs, an exclusive injury update from the training room and a weekly look at the gameday weather get listeners ready for the excitement of Mountaineer football.

• **Game Broadcast:** David Jackson and Appalachian Hall of Famer Steve Brown call the action on the Appalachian ISP Sports Network. Brown, one of the most prolific passers in ASU and SoCon history, returns to the booth for his 11th season as color analyst, while Jackson enters his ninth season as “Voice of the Mountaineers.”

Randy Jackson serves as ASU’s eyes, ears and voice from the sideline and Phil Brame serves as the Carolina Ford Dealers scoreboard host.

• **Fifth Quarter Show:** After the game, the entire crew takes you inside the Appalachian locker room for the *Fifth Quarter Show*, complete with interviews, scores, analysis and statistics.

• **Saturday Evening Quarterback:** Fans can also participate in the Saturday Evening Quarterback during the Fifth Quarter Show. ASN analysts Steve Brown and David Jackson provide answers to callers comments and questions.

To be a part of the program, fans can call toll-free to (877) ASU-TALK.

#### APPALACHIAN ISP SPORTS NETWORK ON THE WORLD WIDE WEB

Each Appalachian ISP Sports Network broadcast can be heard via the World Wide Web at [www.GoASU.com](http://www.GoASU.com). Fans can access this free service by clicking on the broadcast icon on the [GoASU.com](http://www.GoASU.com) main page.



SR. LB  
JACQUE  
ROMAN

**SOCON**  
CHAMPIONS  
1986

1987

1991

1995

1999

2005

2006

2007

2008

**NCAA**  
NATIONAL  
CHAMPIONS

2005

2006

2007

APPALACHIAN ISP SPORTS NETWORK

APPALACHIAN ISP SPORTS NETWORK TELEVISION

In addition to its 17-affiliate radio network, the Appalachian ISP Sports Network also brings the Mountaineers into the homes of Black and Gold faithful across the globe through its video operations. The Appalachian ISP Sports Network boasts the most advanced television operation in the Southern Conference, thus allowing Mountaineer athletics to reach millions of homes across the region and around the world.

APPALACHIAN FOOTBALL WEEKLY

Each week from August through December, *Appalachian Football Weekly* brings fans all of the action and storylines surrounding Mountaineer football.

Every episode of *Appalachian Football Weekly* takes fans back to the previous week's game with complete highlight packages along with commentary and insight from head coach Jerry Moore. *AFW* also includes a feature story of the week, the previous game's top plays and recaps from around the Southern Conference, as well as an update on the rest of the athletics scene on campus.

Check local listings or *GoASU.com* for showtimes in your area.



GoASU TV

In its third full year, *GoASU TV* brings live Appalachian athletics to homes and offices around the world through real-time video streaming. The Appalachian ISP Sports Network's exclusive webstreaming package features live video streaming of Mountaineer football, basketball, volleyball and field hockey games and other exclusive content for subscribers.

For a list of upcoming live and on-demand programming and subscription information, visit *GoASU.com*.




APPVISION SCOREBOARD

This season marks the 11th for AppVision at Kidd Brewer Stadium, the Appalachian ISP Sports Network's video replay system that brings fans even closer to the action of every play at The Rock.

To celebrate the 10th season of AppVision, ASU athletics unveiled a new video component to the AppVision board in 2008. The new video screen is mounted inside the old scoreboard frame, but features a theater-style widescreen that is nearly twice the size of the board that debuted as part of an AppVision overhaul in 2001.

Controlled by ASU athletics personnel from inside Kidd Brewer Stadium, AppVision provides live video and instant replay technology to Mountaineer fans in the stands, as well as features and segments for the whole family throughout the course of the game.

AppVision was the first scoreboard video display of its kind in the Southern Conference when it was introduced in 1999 and remains one of the few fully operational video boards in all of Division I FCS.



SOCON  
CHAMPIONS  
1986

1987

1991

1995

1999

2005

2006

2007

2008

NCAA  
NATIONAL  
CHAMPIONS  
2005

2006

2007

20

INTRO &  
MEDIA INFO

SEASON  
OUTLOOK

COACHES  
& STAFF

2009  
MOUNTAINEERS

2009  
OPPONENTS

**MEDIA DIRECTORY**

<b>PRINT</b>	<b>CONTACT</b>	<b>ADDRESS</b>	<b>PHONE</b>	<b>EMAIL</b>
The Appalachian	Rob Jenkins	Box 9025, Boone, NC 28608	(828) 262-3104	theapp@appstate.edu
Asheville Citizen-Times	Bob Berghaus	P.O. Box 2090, Asheville, NC 29802	(828) 252-5611	scoreboard@citizen-times.com
Associated Press	Joedy McCreary	4020 W. Chase, Suite 300, Raleigh, NC 27607	(919) 833-8687	NCSports@ap.org
Charlotte Observer	Harry Pickett	P.O. Box 32188, Charlotte, NC 28232	(704) 358-5125	obsports@charlotteobserver.com
Hickory Daily Record	Chris Hobbs	P.O. Box 968, Hickory, NC 28603	(828) 322-4510	chobbs@hickoryrecord.com
Greensboro News & Record	Joe Sirera	P.O. Box 20848, Greensboro, NC 27420	(336) 373-7062	jsirera@news-record.com
Raleigh News & Observer	Gary Schwab	215 S. McDowell St., Raleigh, NC 27602	(919) 829-4560	sports@newsobserver.com
Watauga Democrat	Steve Behr	P.O. Box 3050, Boone, NC 28607	(828) 264-3612	sports@wataugademocrat.com
Wilkes Journal-Patriot	Justin Griffin	P.O. Box 70, North Wilkesboro, NC 28659	(336) 838-4117	wjpsports@charter.net
Winston-Salem Journal	Tommy Bowman	P.O. Box 3159, Winston-Salem, NC 27102	(336) 727-7211	jbowman@wsjournal.com
<b>TELEVISION</b>	<b>CONTACT</b>	<b>ADDRESS</b>	<b>PHONE</b>	<b>EMAIL</b>
MTN	Bill Fisher	P.O. Box 1910, Boone, NC 28607	(828) 262-0990	fish@mtn18.com
WBTV (CBS/Ch. 3)	Delano Little	One Julian Price Place, Charlotte, NC 28208	(704) 374-3500	dlittle@wbvtv.com
WCNC-TV (NBC/Ch. 6)	Greg Bailey	1001 Woodridge Ctr. Dr., Charlotte, NC 28217	(704) 329-3666	gbailey@wncn.com
WSOC-TV (ABC/Ch. 9)	Tiffany Wright	P.O. Box 34665, Charlotte, NC 28236	(704) 335-4746	Tiffany.Wright@wsoc-tv.com
WCCB-TV (FOX/Ch. 18)	Bruce Snyder	One Television Place, Charlotte, NC 28205	(704) 372-1800	bsnyder@foxcharlotte.tv
WFMY-TV (CBS/Ch. 2)	Greg Kerr	P.O. Box TV2, Greensboro, NC 27420	(336) 379-9369	gkerr@wfmy.gannett.com
WGHP-TV (FOX/Ch. 8)	Kevin Connolly	P.O. Box HP-8, High Point, NC 27261	(336) 841-6397	kconnolly@wghe.com
WXII-TV (NBC/Ch. 12)	Craig Thomas	P.O. Box 11847, Winston-Salem, NC 27116	(336) 721-9944	cthomas@hearst.com
WCYB-TV (NBC/Ch. 5)	Paul Johnson	P.O. Box 2069, Bristol, VA 24203	(276) 669-4161	sports@wcyb.com
WJHL-TV (CBS/Ch. 11)	Kenny Hawkins	P.O. Box 1130, Johnson City, TN 37605	(423) 434-4544	khawkins@wjhl.com
WLOS-TV (ABC/Ch. 13)	Stan Pamfilis	P.O. Box 1300, Asheville, NC 28802	(828) 651-4563	sports@wlos.com
<b>RADIO</b>	<b>CONTACT</b>	<b>ADDRESS</b>	<b>PHONE</b>	<b>EMAIL</b>
Appalachian ISP Sports Network	David Jackson	Kidd Brewer Stadium Complex, Boone, NC 28608	(828) 262-2018	jacksondm@appstate.edu
WASU-FM	Dan Hill	Wey Hall, Boone, NC 28608	(828) 262-7621	valliehill@appstate.edu
WATA-AM/WXIT-AM	Mike Kelly	738 Blowing Rock Rd., Boone, NC 28607	(828) 264-2411	mike@wecr1023.com
WFNZ-AM	D.J. Stout	1520 South Blvd., Suite 300, Charlotte, NC 28203	(704) 319-9369	dj@wfnz.com
WBLO-AM	Drew Davis	P.O. Box 5663, High Point, NC 27262	(336) 887-0983	ddavis@790theball.com
WRBZ-AM	Adam Gold	5000 Falls Of the Neuse Rd., Ste. 308, Raleigh, NC 27609	(919) 875-9100	adamgold@850thebuzz.com
WHKY-AM	Jason Savage	526 Main Ave. SE, Hickory, NC 28602	(828) 322-5115	jsavage@whky.com
WPWT-AM	Mike Cox	340 Edgemont Ave., Ste. 100, Bristol, TN 37620	(423) 878-6391	argproduction@gmail.com
<b>MISC.</b>	<b>CONTACT</b>	<b>ADDRESS</b>	<b>PHONE</b>	<b>EMAIL</b>
ESPN	Mike Moore	ESPN Plaza, Bristol, CT 06010	(860) 766-2000	mike.moore@espn.com
FOX Sports Net South	Jamie Kimbrough	One CNN Center, Suite 660, Atlanta, GA 30303	(404) 230-7318	jkimbrough@foxsports.net
PA SportsTicker	Ann Sofoluwe	55 Reality Drive, Ste. 200, Cheshire, CT 06410	(203) 806-2126	ann.sofoluwe@pa-sportsticker.com
Rivals.com	Brian McLawhorn	N/A	(704) 798-3789	brian.mclawhorn@gmail.com
The Sports Network	David Coulson	2200 Byberry Road, Hatboro, PA 19040	(800) 583-5499	dcoulson@sportsnetwork.com
CFAA	Otto Fad	P.O. Box 92086, Lakeland, FL 33804	(941) 604-5962	ofad@tampabay.rr.com
College Sporting News	Ralph Wallace	N/A	(847) 675-5180	Ralph.Wallace@CollegeSportingNews.com



JR. DB MARK LEGREE

**SOCON**  
CHAMPIONS  
1986

1987

1991

1995

1999

2005

2006

2007

2008

**NCAA**  
NATIONAL CHAMPIONS  
2005

2006

2007

SOUTHERN CONFERENCE

The Southern Conference, which began its 89th season of intercollegiate competition in 2009, is a national leader in emphasizing the development of the student-athlete and in helping to build lifelong leaders and role models.

The Southern Conference has been on the forefront of innovation and originality in developing creative solutions to address issues facing intercollegiate athletics. From establishing the first conference basketball tournament (1921), tackling the issue of freshmen eligibility (1922), developing women's championships (1984), to becoming the first conference to install the three-point goal in basketball (1980), the Southern Conference has been a pioneer.

The Southern Conference is the nation's fifth-oldest NCAA Division I collegiate athletic association. Only the Big Ten (1896), the Missouri Valley (1907), the Pacific 10 (1915) and the Southwestern Athletic (1920) conferences are older in terms of origination.

Academic excellence has been a major part of the Southern Conference's tradition. Hundreds of Southern Conference student-athletes have been recognized on *ESPN The Magazine*/CoSIDA Academic All-America and all-district teams. A total of 19 Rhodes Scholarship winners have been selected from conference institutions.

The conference currently consists of 12 members in five states throughout the Southeast and sponsors 19 varsity sports and championships that produce participants for NCAA Division I Championships.

The Southern Conference offices are located in the historic Beaumont Mill in Spartanburg, S.C. A textile mill that was in operation from 1880 until 1999, Beaumont Mill was renovated in 2004 and today offers the league first class meeting areas and offices as well as a spacious library for storage of the conference's historical documents.

Membership History

On Feb. 25, 1921, representatives from 14 of the Southern Intercollegiate Athletic Association's (SIAA) 30 members met at Atlanta's Piedmont Hotel to establish the Southern Intercollegiate Conference. On hand at the inaugural meeting were officials from Alabama, Alabama Polytechnic Institute (Auburn), Clemson, Georgia, Georgia School of Technology (Georgia Tech), Kentucky, Maryland, Mississippi A&M (Mississippi State), North Carolina, North Carolina State, Tennessee, Virginia, Virginia Polytechnic Institute (Virginia Tech) and Washington & Lee.

Dr. S.V. Sanford of Georgia was chosen as acting chairman and N.W. Dougherty of Tennessee was named secretary. The decision to form a new athletic conference was motivated by the desire to have a workable number of conference games for each league member. With 30 schools in the SIAA by the early 1920s, it was impossible to play every school at least once during the regular season and many schools went several years between playing some conference members. In addition, in 1920, the SIAA voted down proposed rules that an athlete must be in a college a year before playing on its teams and refused to abolish a rule permitting athletes to play summer baseball for money.

Play began in the fall of 1921 and a year later, six more schools joined the fledgling league including Tulane (which had attended the inaugural meeting but had elected not to join), Florida, Louisiana (LSU), Mississippi, South Carolina and Vanderbilt. VMI joined in 1925 and Duke was added in 1929.

By the 1930s, membership in the Southern Conference had reached 23 schools. C.P. "Sally" Miles of Virginia Tech, president of the Southern Conference, called the annual league meeting to order on Dec. 9, 1932 at the Farragut Hotel in Knoxville, Tenn. Georgia's Dr. Sanford announced that 13 institutions west and south of the Appalachian Mountains were reorganizing as the Southeastern Conference. Members of the new league included Alabama, Alabama Polytechnic Institute, Florida, Georgia, Georgia School of Technology, Kentucky, Louisiana, Mississippi, Mississippi A&M, University of the South, Tennessee, Tulane and Vanderbilt.

According to the minutes of the meeting, Dr. Sanford stated that the division was made along geographical lines. Florida's Dr. J.J. Tigert, acting as spokesman for the withdrawing group, regretted the move but believed it was necessary as the Southern Conference had grown too large. The resignations were accepted and the withdrawing schools formed the new league which began play in 1932.

The Southern Conference continued with membership of 10 institutions including Clemson, Duke, Maryland, North Carolina, North Carolina State, South Carolina, Virginia, VMI, Virginia Tech and Washington & Lee.

The second major shift occurred some 20 years later. By 1952, the Southern Conference included 17 colleges and universities. Another split occurred when seven schools including Clemson, Duke, Maryland, North Carolina, North Carolina State, South Carolina and Wake Forest departed to form the Atlantic Coast Conference which began play in 1953. The revamped Southern Conference included members The Citadel, Davidson, Furman, George Washington, Richmond, VMI, Virginia Tech, Washington & Lee, West Virginia and William & Mary.

Today, the league continues to thrive with a membership that includes 12 institutions and a footprint that spans five states: Tennessee, North Carolina, South Carolina, Alabama and Georgia. Current league members are Appalachian State, College of Charleston, The Citadel, Davidson, Elon, Furman, Georgia Southern, UNC Greensboro, Samford, Chattanooga, Western Carolina and Wofford.

Leadership

John Iamarino was officially named commissioner of the conference on January 2, 2006. Iamarino has promoted the Southern Conference through an ambitious agenda which has improved competition, upgraded compliance-related matters, launched the conference's Hall of Fame and increased the marketing and brand awareness of the conference and its member institutions.

The Southern Conference named its first commissioner in December 1950. Duke head football coach Wallace Wade made the transition from Blue Devil football coach to athletics administration as the first person at the helm of the conference.

Lloyd Jordan replaced Wade as the commissioner in 1960 and served a 14-year term until Ken Germann became the league head in 1974. Germann was the commissioner for 13 years and orchestrated the league's expansion to include women's athletics. In 1987, he was succeeded by Dave Hart who spearheaded the transfer of the league office from Charlotte, N.C., to Asheville, N.C.

Wright Waters succeeded Hart upon his retirement in 1991. Under Waters' leadership, the Southern Conference expanded to 12 members, added three women's sports and posted record revenue from the basketball tournament. Waters, who is currently the commissioner of the Sun Belt Conference, was followed by Alfred B. White in 1998.

White, a veteran member of the NCAA office, introduced the current conference logo and elevated the conference's commitment to marketing and development of corporate partners.

Danny Morrison headed the conference from 2001-2005 and orchestrated the league's move from Asheville, N.C., to Spartanburg, S.C. Under Morrison's leadership, the conference increased its marketing and promotional efforts.

Championship History

The first Southern Conference Championship was the league basketball tournament held in Atlanta in 1922. The North Carolina Tar Heels won the tournament to become the first recognized league champion in any sport. The Southern Conference Tournament remains the oldest of its kind in college basketball.

Commissioner Germann spearheaded the Southern Conference's expansion to include women's athletics during the 1983-84 season. That year, league championships were held in volleyball, basketball and tennis. Cross country joined the mix in 1985 and the league began holding indoor and outdoor track championships in 1988. Most recently, the conference instituted golf and softball championships in the spring of 1994 and added soccer in the fall of 1994.

The Germann Cup, named in honor of the former commissioner, annually recognizes the top women's athletics programs in the conference. From its humble beginnings, women's athletics have become an integral part of the Southern Conference and its success.

The Southern Conference declares champions in 10 men's sports - football, soccer, cross country, basketball, indoor track and field, outdoor track and field, wrestling, baseball, tennis and golf - and nine women's sports - soccer, volleyball, cross country, basketball, indoor track and field, outdoor track & field, tennis, golf and softball.



- 1986
- 1987
- 1991
- 1995
- 1999
- 2005
- 2006
- 2007
- 2008
- NCAA NATIONAL CHAMPIONS
- 2005
- 2006
- 2007



SOUTHERN CONFERENCE

Football

The Southern Conference has also excelled as the premier Football Championship Subdivision (FCS) conference. Southern Conference member Appalachian State won three consecutive FCS titles from 2005-07, becoming the first team to do so. The league boasts more than 250 players who have garnered All-America recognition and numerous national player or coach of the year awards. The conference has had at least one team in the Top 10 of the final FCS poll for 24 consecutive years with at least two teams finishing in the Top 20 in every season since 1982.

The conference has placed multiple representatives in the FCS Playoffs in 22-of-26 seasons, with 16 Championship Game appearances and eight national titles. The Southern Conference has had at least one team reach the semifinals in nine of the last 11 years and in 15 of the last 18 seasons.

In 2007, Appalachian State became the first FCS team to defeat a nationally-ranked Football Bowl Subdivision (FBS) team when the Mountaineers defeated No. 5-ranked Michigan, 34-32, on Sept. 1 before a sellout crowd at Michigan Stadium.

Prior to the conference's reclassification in 1981, Southern Conference football teams appeared in a total of 36 bowl games, posting a record of 16-18-2. From 1925-30, league schools won five football national championships in a six year span. There are nearly 40 former Southern Conference players in the College Football Hall of Fame. One of the most recognizable of these names is former North Carolina running back Charlie "Choo Choo" Justice who helped guide North Carolina to three bowl appearances. He was a first team All-America selection and Heisman Trophy runner-up in 1948 and 1949. In 1949, Justice earned first team all-conference honors for the fourth consecutive season, becoming the first player in league history to achieve that feat. He was a member of the league's inaugural Hall of Fame Class in 2009.

Another of the league's football products enshrined in the College Football Hall of Fame is Sam Huff of West Virginia. Huff was a three-year starter on both the offensive and defensive lines for the Mountaineers. In 1955, Huff earned first team All-America honors on the field and was a first team Academic All-America for his work in the classroom. He played 12 seasons in the National Football League for the New York Giants and the Washington Redskins. A member of the conference's first Hall of Fame class, he was a five-time All-Pro defensive lineman and is also a member of the Pro Football Hall of Fame.

In recent years, the Southern Conference has continued to produce outstanding student-athletes. In 1999, Georgia Southern's Adrian Peterson captured the Walter Payton Award presented annually to the Football Championship Subdivision's most outstanding offensive player. Furman's Louis Ivory was awarded the honor in 2000, Georgia Southern's Jayson Foster was presented with the 2007 trophy and most recently, Appalachian State's Armanti Edwards claimed the award in 2008.

Appalachian State's Dexter Coakley was a three-time all-conference selection and consensus All-America in 1994, '95 and '96 before going on to stardom with the Dallas Cowboys. Coakley won a pair of Buck Buchanan Awards, given to Football Championship Subdivision's top defensive player each year. Terrell Owens went from catching passes at Chattanooga to a stellar NFL career. Western Carolina's David Patten and Appalachian State's Matt Stevens were both members of the New England Patriots Super Bowl Champion team in 2002 and Patten also earned Super Bowl rings with the Patriots in 2004 and '05.

SOUTHERN CONFERENCE DEMOGRAPHICS

All 12 Southern Conference institutions are located among the nation's top 100 media markets according to figures from Nielsen Media Research. The 12 media markets represent a total population of 2,149,780 and 5,290,000 TV homes.

University	Enrollment	Location-Television Market	Metro Population (Rank)	Market Size
Davidson	1,700	Charlotte, N.C.	630,478 (20)	25
Elon	5,230	Elon, N.C. (Raleigh-Durham, N.C.)	356,321 (51)	28
Furman	2,630	Greenville, S.C.	95,675 (278)	36
Wofford	1,250	Spartanburg, S.C.	95,675 (278)	36
Samford	4,500	Birmingham, Ala.	229,424 (81)	40
UNC Greensboro	12,054	Greensboro, N.C.	236,865 (78)	46
Appalachian State	16,600	Boone, N.C. (Winston-Salem, N.C.)	196,990 (106)	46
Western Carolina	9,000	Cullowhee, N.C. (Winston-Salem, N.C.)	196,990 (106)	46
Chattanooga	8,925	Chattanooga, Tenn.	168,293 (145)	86
Georgia Southern	16,425	Statesboro, Ga. (Savannah, Ga.)	127,889 (186)	97
College of Charleston	11,617	Charleston, S.C.	107,845 (229)	100
The Citadel	1,900	Charleston, S.C.	107,845 (229)	100
<b>Total</b>	<b>91,831</b>		<b>2,149,780</b>	

SOUTHERN CONFERENCE MEMBERS

- Alabama (1921-1932)
- Appalachian State (1971-present)**
- Auburn (1921-1932)
- College of Charleston (1998-present)**
- Chattanooga (1976-present)**
- The Citadel (1936-present)**
- Clemson (1921-1953)
- Davidson (1936-1988, 1991-present)**
- Duke (1928-1953)
- East Carolina (1964-1976)
- East Tennessee State (1978-2005)
- Elon (2003-present)**
- Florida (1922-1932)
- Furman (1936-present)**
- George Washington (1936-1970)
- Georgia (1921-1932)
- Georgia Southern (1991-present)**
- Georgia Tech (1921-1932)
- Kentucky (1921-1932)
- Louisiana State (1922-1932)
- Marshall (1976-1997)
- Maryland (1921-1953)
- Mississippi (1922-1932)
- Mississippi State (1921-1932)
- North Carolina (1921-1953)
- North Carolina at Greensboro (1997-present)**
- North Carolina State (1921-1953)
- Richmond (1936-1976)
- Samford (2008-present)**
- South Carolina (1922-1953)
- Tennessee (1921-1932)
- Tulane (1922-1932)
- University of the South (1922-1932)
- Vanderbilt (1922-1932)
- Virginia (1921-1937)
- VMI (1924-2003)
- Virginia Tech (1921-1965)
- Wake Forest (1936-1953)
- Washington & Lee (1921-1958)
- West Virginia (1950-1968)
- Western Carolina (1976-present)**
- William & Mary (1936-1977)
- Wofford (1997-present)**



SR. DB CORTEZ GILBERT



1986

1987

1991

1995

1999

2005

2006

2007

2008



2005

2006

2007

## SOUTHERN CONFERENCE

### APPALACHIAN WINS 29TH COMMISSIONER'S CUP

For the fourth-straight year and 29th time overall, Appalachian State University has won the Southern Conference Commissioner's Cup, awarded annually to the conference's top all-around men's sports program.

On the strength of SoCon titles in football, cross country and indoor track and field, Appalachian compiled 87.5 points in the Commissioner's Cup standings, easily out-distancing second-place Chattanooga (70.5 pts.). ASU's men's teams finished in second place or higher in 5-of-10 sports and sixth or better in 8-of-10, leading to the fourth-highest points total in the 40-year history of the all-sports competition.

All 29 of Appalachian's Commissioner's Cup titles have come since 1977-78, giving it 29 of the past 32 all-sports crowns overall. ASU's 29 Commissioner's Cups are by far the most in SoCon history — William & Mary boasts the second-most at five, followed by East Carolina (four) and Chattanooga, East Tennessee State and Furman (one each).



#### 2008-09 COMMISSIONER'S CUP FINAL STANDINGS

1.	<b>Appalachian State</b> .....	<b>87.5</b>
2.	Chattanooga .....	70.5
3.	Furman .....	69
4.	Western Carolina.....	63
5.	Elon .....	62
6.	Davidson.....	60
	The Citadel .....	60
8.	UNC Greensboro .....	56.5
9.	Georgia Southern .....	53
10.	Samford.....	52.5
11.	Wofford.....	51.5
12.	College of Charleston.....	38.5
13.	VMI .....	7

### 2009 COMPOSITE FOOTBALL SCHEDULE

September 3 (Thursday)  
Glenville State at Chattanooga

September 5 (Saturday)  
**Appalachian State at East Carolina**

Presbyterian at Furman  
Albany at Georgia Southern  
The Citadel at North Carolina  
Davidson at Elon  
Samford at UCF  
Western Carolina at Vanderbilt  
Wofford at South Florida

September 12 (Saturday)  
**McNeese State at Appalachian State**

Elon at Presbyterian  
\*Furman at Chattanooga  
Gardner-Webb at Western Carolina  
Charleston Southern at Wofford  
Georgia Southern at South Dakota State  
Jacksonville at Samford

September 19 (Saturday)  
Chattanooga at Presbyterian

The Citadel at Princeton  
Miles at Samford  
Elon at Wake Forest  
Furman at Missouri  
\*Western Carolina at Georgia Southern  
Wofford at Wisconsin

September 26 (Saturday)  
**\*Samford at Appalachian State**

\*Furman at Western Carolina  
\*Wofford at Chattanooga (HC)  
\*Georgia Southern at Elon  
Presbyterian at The Citadel

October 3 (Saturday)  
**\*Appalachian State at The Citadel**

\*Elon at Furman  
\*Western Carolina at Samford  
\*Georgia Southern at Wofford (HC)

October 10 (Saturday)  
**N.C. Central at Appalachian State (HC)**

\*The Citadel at Elon  
\*Chattanooga at Samford  
Georgia Southern at North Carolina

October 17 (Saturday)  
**\*Appalachian State at Wofford**

\*The Citadel at Western Carolina (HC)  
\*Samford at Furman (HC)  
\*Chattanooga at Georgia Southern

October 24 (Saturday)  
**\*Georgia Southern at Appalachian State**

\*Wofford at Western Carolina  
\*Furman at The Citadel  
\*Chattanooga at Elon (HC)

October 31 (Saturday)  
**\*Appalachian State at Furman**

\*Samford at The Citadel  
\*Western Carolina at Chattanooga  
\*Elon at Wofford

November 7 (Saturday)  
**\*Chattanooga at Appalachian State**

\*Elon at Western Carolina  
\*Wofford at The Citadel (HC)  
\*Georgia Southern at Samford (HC)  
Furman at Auburn

November 14 (Saturday)  
**\*Appalachian State at Elon**

Western Carolina at Eastern Kentucky  
\*The Citadel at Chattanooga  
\*Furman at Georgia Southern (HC)  
\*Samford at Wofford

November 21 (Saturday)  
**\*Western Carolina at Appalachian State**

\*Elon at Samford  
Chattanooga at Alabama  
\*The Citadel at Georgia Southern  
\*Wofford at Furman

November 28  
NCAA Division I Football Championship  
First Round  
Campus sites

December 5  
NCAA Division I Football Championship  
Quarterfinals  
Campus sites

December 11 and 12  
NCAA Division I Football Championship  
First Round  
Campus sites

December 18  
NCAA Division I Football Championship  
National Championship Game  
Finley Stadium/Davenport Field  
Chattanooga, Tenn.

**SOCON**  
CHAMPIONS  
1986

1987

1991

1995

1999

2005

2006

2007

2008

**NCAA**  
NATIONAL  
CHAMPIONS

2005

2006

2007

# SEASON OUTLOOK



## 2009 NUMERICAL ROSTER

No.	Name	Pos.	Ht.	Wt.	Class	Hometown/High School (Prev. College)	No.	Name	Pos.	Ht.	Wt.	Class	Hometown/High School (Prev. Coll.)
2	DeAndre Presley	QB	5-11	170	So.	Tampa, Fla./Middleton	51	Sherman Holt	OL	5-11	235	So.	Leicester, N.C./Erwin
3	Blake Elder	WR	6-0	173	Jr.	Duncan, S.C./Byrnes	52	Demery Brewer	DL/LB	6-2	215	So.	Lincolnton, N.C./Lincolnton
4	Rod Chisholm	RB	5-9	190	Fr.	Charlotte, N.C./Independence	54	Jabari Fletcher	DL	6-3	255	Jr.	Atlanta, Ga./Grady
5	Cortez Gilbert	DB	5-11	180	Sr.	Goldsboro, N.C./Charles B. Aycock	55	Justin Johnson	DL	5-11	242	Sr.	Leesburg, Va./Heritage
6	CoCo Hillary	WR	5-10	190	Jr.	Edgefield, S.C./Strom Thurmond	56	Bobby Bozzo	DL	6-3	295	Jr.	Waldwick, N.J./Waldwick
7	Travis Cadet	ATH	6-1	210	So.	Miami, Fla./Central (Pearl River C.C.)	57	Brett Irvin	OL	6-0	275	Jr.	Gaffney, S.C./Gaffney
7+	Wes Stringfield	WR	5-8	160	Fr.	Charlotte, N.C./Charlotte Catholic	58	Daniel Finnerty	DL	6-2	265	Sr.	Lawrenceville, Ga./St. Pius X
8	Brian Quick	WR	6-5	210	So.	Columbia, S.C./Ridge View	59	Wilson Fitchett	LS	5-10	230	So.	Summerville, S.C./Summerville
9	D.J. Smith	LB	6-1	220	Jr.	Charlotte, N.C./Independence	60	Nick Canepa	DL	6-1	245	Fr.	Hubert, N.C./Swansboro
10	Demetrius McCray	QB	6-0	175	Fr.	Covington, Ga./Newton	60+	Alex Johnson	LS	5-11	250	Fr.	Knoxville, Tenn./Farragut
10+	Jamie DeGeare	QB	6-0	215	So.	Kernersville, N.C./Glenn	61	Mario Acitelli	OL	6-2	275	Sr.	Charlotte, N.C./Charlotte Catholic
11	Andrew Peacock	ATH	5-10	175	Fr.	Durham, N.C./Northern Durham	62	Xan Thomas	OL	6-2	270	So.	Durham, N.C./Riverside (Fork Union)
12	Jamal Jackson	QB	6-3	185	Fr.	Atlanta, Ga./North Atlanta	63	Daniel Kilgore	OL	6-3	285	Jr.	Kingsport, Tenn./Dobyns-Bennett
13	Mark LeGree	DB	6-0	200	Jr.	Columbus, Ga./Pacelli Catholic	64	Orry Frye	OL	6-2	270	So.	Charlotte, N.C./Providence
14	Armani Edwards	QB	6-0	184	Sr.	Greenwood, S.C./Greenwood	65	Storm Moore	OL	6-3	275	Fr.	St. Stephens, S.C./Timberland
15	Jamill Lott	QB	6-1	180	Fr.	Kannapolis, N.C./A.L. Brown	65+	Phillip Strickland	LB	5-11	225	Fr.	Clinton, N.C./Clinton
16	Devin Radford	RB	5-9	190	Jr.	Fayetteville, N.C./E.E. Smith (Virginia Tech)	66	Chad Turner	OL	6-3	270	Fr.	Twin City, Ga./Emanuel County Institute
17	Matt Cline	WR	5-11	180	Sr.	Thomasville, N.C./Glenn	67	Zach Brown	OL	6-1	272	Sr.	Hendersonville, N.C./N. Henderson (NC State)
18	Dominique McDuffie	DB	6-2	200	Fr.	Chattanooga, Tenn./Red Bank	70	Matt Ruff	OL	6-3	270	So.	Charlotte, N.C./Providence
19	Tavaris Washington	WR	5-10	160	Sr.	Laurinburg, N.C./Scotland County	71	Pat Mills	OL	6-2	265	Jr.	Charlotte, N.C./Providence
20	Devon Moore	RB	5-9	205	Jr.	Mebane, N.C./Cedar Ridge	72	Robert Wallace	OL	6-4	255	Fr.	Raleigh, N.C./Leesville Road
21	Robert Welton	RB	5-11	225	Jr.	Gray, Ga./Jones County	73	Corbett Harris	OL	6-5	270	Jr.	Virginia Beach, Va./Kellam
22	Ingram Bell	DB	6-0	190	Fr.	Murrell's Inlet, S.C./St. James	76	Anthony Wilson	OL	6-1	290	So.	Essex, Md./Our Lady of Good Counsel
24	Brandon Grier	LB	6-2	215	Fr.	Charlotte, N.C./West Charlotte	77	Jason Jones	OL	6-2	250	So.	Charlotte, N.C./Victory Christian
24+	Michael Marsh	DB	5-10	195	Fr.	Randleman, N.C./Randleman	78	Chris Marshall	OL	6-4	300	So.	Hiddenite, N.C./Alexander Central
25	Jared Reine	DB	6-1	185	Jr.	Snellville, Ga./Brookwood	80	Ben King	WR	5-10	180	So.	Archdale, N.C./Trinity
26	Josh Jackson	RB	5-10	205	Sr.	Gastonia, N.C./Forestview	81	Jordan Gary	TE	6-3	235	So.	Greenwood, S.C./Greenwood
27	Tony Washington	WR	5-10	175	Fr.	High Point, N.C./T.W. Andrews	82	Rodger Walker	WR	5-10	170	Fr.	Thomasville, Ga./Brookwood
28	Ed Gainey	DB	5-11	190	So.	Winston-Salem, N.C./Mt. Tabor	83	Dominick Magazu	WR	6-0	190	So.	Matthews, N.C./Providence (Boston College)
29	Cedric Baker	RB	5-9	175	So.	Wilmington, N.C./New Hanover	84	Ben Jordan	TE	6-2	240	So.	Weddington, N.C./Charlotte Latin
30	Brandon Olsen	LB	6-1	225	So.	Conyers, Ga./Dunwoody	85	B.J. Frazier	WR	5-10	175	Jr.	Beaufort, N.C./East Carteret
30+	Marcus McCoy	DB	5-9	200	Fr.	Charlotte, N.C./Philip O. Berry	86	Tim Frye	TE	5-11	235	Sr.	Charlotte, N.C./Providence (Army)
31	Troy Sanders	DB	6-0	180	Fr.	Chester, S.C./Chester	87	Levi Pate	WR	5-10	180	Fr.	Seneca, S.C./Seneca
33	Jeremy Kimbrough	LB	5-11	215	Fr.	Decatur, Ga./Cedar Grove	88	Matt Beecher	TE	6-4	240	So.	Concord, N.C./Concord
33+	Matthew Watson	LB	5-10	205	Fr.	Bailey, N.C./Southern Nash	89	Regan Zanes	WR	6-0	175	Fr.	Zionsville, Ind./Zionsville
34	Adam Kassouf	P	5-9	200	Sr.	Lexington, N.C./North Davidson	90	Sam Martin	PK/P	6-1	180	Fr.	Fayetteville, Ga./Starr's Mill
36	Justin Lloyd	LB	5-10	200	Fr.	Charlotte, N.C./Victory Christian	91	Malcolm Bennett	DL	6-2	279	Sr.	College Park, Ga./Banneker (Georgia Military)
37	Jey Yokeley	TE	6-2	225	Fr.	Charlotte, N.C./South Mecklenburg	95	Gordy Witte	DL	6-6	285	So.	Salisbury, N.C./Salisbury
37+	Jonathan Shively	WR	6-2	190	Fr.	Hayesville, N.C./Hayesville	96	Josh Jurius	DL	6-0	280	So.	Pittsboro, N.C./Northwood
39	Jason Vitaris	PK	5-11	175	Jr.	Seneca, S.C./Seneca	98	Anthony Williams	DL	6-1	285	Sr.	Concord, N.C./Northwest Cabarrus
40	Jacque Roman	LB	6-1	240	Sr.	Kingsland, Ga./Camden County	99	Lanston Tanyi	DL	6-2	250	So.	Shelby, N.C./Shelby
41	Zac Baker	LB	6-2	220	Fr.	Tunnel Hill, Ga./Northwest Whitfield		Karl Anderson	LB	5-10	180	Fr.	Pilot Point, Texas/Pilot Point
41+	Travis Lucas	WR	5-6	158	Jr.	Pilot Mountain, N.C./E. Surry (Catawba)		Austin Crabill	DB	6-0	195	Fr.	Brooklandville, Md./St. Paul's
42	Michael Frazier	LB	6-0	200	Fr.	Conway, S.C./Conway		Regan Dufort	OL	6-5	270	Fr.	Fredricksburg, Va./Stafford
43	Brandon Thompson	LB	6-1	245	So.	Kingsport, Tenn./Dobyns-Bennett		Nathan Dorton	WR	5-9	165	Fr.	Columbia, S.C./Irmo
44	Quavian Lewis	DL	6-4	220	Sr.	Troy, Ala./Henderson (Vanderbilt)		Blake Hart	OL	6-4	280	Fr.	Charlotte, N.C./North Mecklenburg
45	John Rizor	DL	6-2	220	Fr.	Fayetteville, N.C./Jack Britt		Michael McLendon	P	5-10	180	Fr.	Charlotte, N.C./Charlotte Catholic
46	Tony Robertson	DL	6-2	260	Jr.	Laurinburg, N.C./Scotland County		Mark Moll	OL	6-1	225	Fr.	Charlotte, N.C./Charlotte Catholic
47	Justin Wray	DB	6-1	205	Fr.	Covington, Ga./Eastside		Michael Rudisill	LB	5-11	210	Fr.	Charlotte, N.C./Providence
48	Brad Hardee	TE	6-0	235	Jr.	Hudson, N.C./South Caldwell		Giavanni Scott	DL	6-2	255	Fr.	Charlotte, N.C./Ardrey Kell
49	Terrence McLean	LB	6-0	215	Fr.	Laurinburg, N.C./Scotland County		Louis Swaba	OL	6-4	245	Jr.	Hudson, N.C./S. Caldwell (Greensboro Coll.)
50	Cougar Norris	LB	5-11	230	Fr.	Naples, Fla./Collier		Dakota Walker	LS	6-0	200	Fr.	Winston-Salem, N.C./Ledford

**SOCON**  
CHAMPIONS

- 1986
  - 1987
  - 1991
  - 1995
  - 1999
  - 2005
  - 2006
  - 2007
  - 2008
- NCAA**  
NATIONAL CHAMPIONS
- 2005
  - 2006
  - 2007

26

INTRO & MEDIA INFO

SEASON OUTLOOK

COACHES & STAFF

2009 MOUNTAINEERS

2009 OPPONENTS

2009 ALPHABETICAL ROSTER

No.	Name	Pos.	Ht.	Wt.	Class	Hometown/High School (Prev. College)
61	Mario Acitelli	OL	6-2	275	Sr.	Charlotte, N.C./Charlotte Catholic
	Karl Anderson	LB	5-10	180	Fr.	Pilot Point, Texas/Pilot Point
29	Cedric Baker	RB	5-9	175	So.	Wilmington, N.C./New Hanover
41	Zac Baker	LB	6-2	220	Fr.	Tunnel Hill, Ga./Northwest Whitfield
88	Matt Beecher	TE	6-4	240	So.	Concord, N.C./Concord
22	Ingram Bell	DB	6-0	190	Fr.	Murrell's Inlet, S.C./St. James
91	Malcolm Bennett	DL	6-2	279	Sr.	College Park, Ga./Banneker (Georgia Military)
56	Bobby Bozzo	DL	6-3	295	Jr.	Waldwick, N.J./Waldwick
52	Demery Brewer	DL/LB	6-2	215	So.	Lincolnton, N.C./Lincolnton
67	Zach Brown	OL	6-1	272	Sr.	Hendersonville, N.C./N. Henderson (NC State)
7	Travaris Cadet	ATH	6-1	210	So.	Miami, Fla./Central (Pearl River C.C.)
60	Nick Canepa	DL	6-1	245	Fr.	Hubert, N.C./Swansboro
4	Rod Chisholm	RB	5-9	190	Fr.	Charlotte, N.C./Independence
17	Matt Cline	WR	5-11	180	Sr.	Thomasville, N.C./Glenn
	Austin Crabill	DB	6-0	195	Fr.	Brooklandville, Md./St. Paul's
10+	Jamie DeGeare	QB	6-0	215	So.	Kernersville, N.C./Glenn
	Nathan Dorton	WR	5-9	165	Fr.	Columbia, S.C./Irmo
	Regan Dufort	OL	6-5	270	Fr.	Fredricksburg, Va./Stafford
14	Armani Edwards	QB	6-0	184	Sr.	Greenwood, S.C./Greenwood
3	Blake Elder	WR	6-0	173	Jr.	Duncan, S.C./Byrnes
58	Daniel Finnerty	DL	6-2	265	Sr.	Lawrenceville, Ga./St. Pius X
59	Wilson Fitchett	LS	5-10	230	So.	Summerville, S.C./Summerville
54	Jabari Fletcher	DL	6-3	255	Jr.	Atlanta, Ga./Grady
85	B.J. Frazier	WR	5-10	175	Jr.	Beaufort, N.C./East Carteret
42	Michael Frazier	LB	6-0	200	Fr.	Conway, S.C./Conway
64	Orry Frye	OL	6-2	270	So.	Charlotte, N.C./Providence
86	Tim Frye	TE	5-11	235	Sr.	Charlotte, N.C./Providence (Army)
28	Ed Gainey	DB	5-11	190	So.	Winston-Salem, N.C./Mt. Tabor
81	Jordan Gary	TE	6-3	235	So.	Greenwood, S.C./Greenwood
5	Cortez Gilbert	DB	5-11	180	Sr.	Goldsboro, N.C./Charles B. Aycock
24	Brandon Grier	LB	6-2	215	Fr.	Charlotte, N.C./West Charlotte
48	Brad Hardee	TE	6-0	235	Jr.	Hudson, N.C./South Caldwell
73	Corbett Harris	OL	6-5	270	Jr.	Virginia Beach, Va./Kellam
	Blake Hart	OL	6-4	280	Fr.	Charlotte, N.C./North Mecklenburg
6	CoCo Hillary	WR	5-10	190	Jr.	Edgefield, S.C./Strom Thurmond
51	Sherman Holt	OL	5-11	235	So.	Leicester, N.C./Erwin
57	Brett Irvin	OL	6-0	275	Jr.	Gaffney, S.C./Gaffney
12	Jamal Jackson	QB	6-3	185	Fr.	Atlanta, Ga./North Atlanta
26	Josh Jackson	RB	5-10	205	Sr.	Gastonia, N.C./Forestview
60+	Alex Johnson	LS	5-11	250	Fr.	Knoxville, Tenn./Farragut
55	Justin Johnson	DL	5-11	242	Sr.	Leesburg, Va./Heritage
77	Jason Jones	OL	6-2	250	So.	Charlotte, N.C./Victory Christian
84	Ben Jordan	TE	6-2	240	So.	Weddington, N.C./Charlotte Latin
96	Josh Jurius	DL	6-0	280	So.	Pittsboro, N.C./Northwood
34	Adam Kassouf	P	5-9	200	Sr.	Lexington, N.C./North Davidson
63	Daniel Kilgore	OL	6-3	285	Jr.	Kingsport, Tenn./Dobyns-Bennett
33	Jeremy Kimbrough	LB	5-11	215	Fr.	Decatur, Ga./Cedar Grove
80	Ben King	WR	5-10	180	So.	Archdale, N.C./Trinity
13	Mark LeGree	DB	6-0	200	Jr.	Columbus, Ga./Pacelli Catholic
44	Quavian Lewis	DL	6-4	220	Sr.	Troy, Ala./Henderson (Vanderbilt)
36	Justin Lloyd	LB	5-10	200	Fr.	Charlotte, N.C./Victory Christian
15	Jamill Lott	QB	6-1	180	Fr.	Kannapolis, N.C./A.L. Brown

No.	Name	Pos.	Ht.	Wt.	Class	Hometown/High School (Prev. College)
41+	Travis Lucas	WR	5-6	158	Jr.	Pilot Mountain, N.C./E. Surry (Catawba)
83	Dominick Magazu	WR	6-0	190	So.	Mathews, N.C./Providence (Boston College)
24+	Michael Marsh	DB	5-10	195	Fr.	Randleman, N.C./Randleman
78	Chris Marshall	OL	6-4	300	So.	Hiddenite, N.C./Alexander Central
90	Sam Martin	PK/P	6-1	180	Fr.	Fayetteville, Ga./Starr's Mill
30+	Marcus McCoy	DB	5-9	200	Fr.	Charlotte, N.C./Philip O. Berry
10	Demetrius McCray	QB	6-0	175	Fr.	Covington, Ga./Newton
18	Dominique McDuffie	DB	6-2	200	Fr.	Chattanooga, Tenn./Red Bank
49	Terrence McLean	LB	6-0	215	Fr.	Laurinburg, N.C./Scotland County
	Michael McLendon	P	5-10	180	Fr.	Charlotte, N.C./Charlotte Catholic
71	Pat Mills	OL	6-2	265	Jr.	Charlotte, N.C./Providence
	Mark Moll	OL	6-1	225	Fr.	Charlotte, N.C./Charlotte Catholic
20	Devon Moore	RB	5-9	205	Jr.	Mebane, N.C./Cedar Ridge
65	Storm Moore	OL	6-3	275	Fr.	St. Stephens, S.C./Timberland
50	Cougar Norris	LB	5-11	230	Fr.	Naples, Fla./Collier
30	Brandon Olsen	LB	6-1	225	So.	Conyers, Ga./Dunwoody
87	Levi Pate	WR	5-10	180	Fr.	Seneca, S.C./Seneca
11	Andrew Peacock	ATH	5-10	175	Fr.	Durham, N.C./Northern Durham
2	DeAndre Presley	QB	5-11	170	So.	Tampa, Fla./Middleton
8	Brian Quick	WR	6-5	210	So.	Columbia, S.C./Ridge View
16	Devin Radford	RB	5-9	190	Jr.	Fayetteville, N.C./E.E. Smith (Virginia Tech)
25	Jared Reine	DB	6-1	185	Jr.	Snellville, Ga./Brookwood
45	John Rizor	DL	6-2	220	Fr.	Fayetteville, N.C./Jack Britt
46	Tony Robertson	DL	6-2	260	Jr.	Laurinburg, N.C./Scotland County
40	Jacque Roman	LB	6-1	240	Sr.	Kingsland, Ga./Camden County
	Michael Rudisill	LB	5-11	210	Fr.	Charlotte, N.C./Providence
70	Matt Ruff	OL	6-3	270	So.	Charlotte, N.C./Providence
31	Troy Sanders	DB	6-0	180	Fr.	Chester, S.C./Chester
	Giavanni Scott	DL	6-2	255	Fr.	Charlotte, N.C./Ardrey Kell
37+	Jonathan Shively	WR	6-2	190	Fr.	Hayesville, N.C./Hayesville
9	D.J. Smith	LB	6-1	220	Jr.	Charlotte, N.C./Independence
65+	Phillip Strickland	LB	5-11	225	Fr.	Clinton, N.C./Clinton
7+	Wes Stringfield	WR	5-8	160	Fr.	Charlotte, N.C./Charlotte Catholic
	Louis Swaba	OL	6-4	245	Jr.	Hudson, N.C./S. Caldwell (Greensboro Coll.)
99	Lanston Tanyi	DL	6-2	250	So.	Shelby, N.C./Shelby
62	Xan Thomas	OL	6-2	270	So.	Durham, N.C./Riverside (Fork Union)
43	Brandon Thompson	LB	6-1	245	So.	Kingsport, Tenn./Dobyns-Bennett
66	Chad Turner	OL	6-3	270	Fr.	Twin City, Ga./Emanuel County Institute
39	Jason Vitaris	PK	5-11	175	Jr.	Seneca, S.C./Seneca
	Dakota Walker	LS	6-0	200	Fr.	Winston-Salem, N.C./Ledford
82	Rodger Walker	WR	5-10	170	Fr.	Thomasville, Ga./Brookwood
72	Robert Wallace	OL	6-4	255	Fr.	Raleigh, N.C./Leesville Road
19	Tavaris Washington	WR	5-10	160	Sr.	Laurinburg, N.C./Scotland County
27	Tony Washington	WR	5-10	175	Fr.	High Point, N.C./T.W. Andrews
33+	Matthew Watson	LB	5-10	205	Fr.	Bailey, N.C./Southern Nash
21	Robert Welton	RB	5-11	225	Jr.	Gray, Ga./Jones County
98	Anthony Williams	DL	6-1	285	Sr.	Concord, N.C./Northwest Cabarrus
76	Anthony Wilson	OL	6-1	290	So.	Essex, Md./Our Lady of Good Counsel
95	Gordy Witte	DL	6-6	285	So.	Salisbury, N.C./Salisbury
47	Justin Wray	DB	6-1	205	Fr.	Covington, Ga./Eastside
37	Jey Yokeley	TE	6-2	225	Fr.	Charlotte, N.C./South Mecklenburg
89	Regan Zanes	WR	6-0	175	Fr.	Zionsville, Ind./Zionsville



HEAD COACH  
JERRY  
MOORE

**SOCON**  
CHAMPIONS  
1986

1987

1991

1995

1999

2005

2006

2007

2008

**NCAA**  
NATIONAL  
CHAMPIONS  
2005

2006

2007

## PRESEASON DEPTH CHART

### OFFENSE

#### LEFT TACKLE

- 61 MARIO ACITELLI (6-2, 275, Sr.)**  
67 Zach Brown (6-1, 272, Sr.)

#### LEFT GUARD

- 64 ORRY FRYE (6-2, 270, So.)**  
or **57 BRETT IRVIN (6-0, 275, Jr.)**  
71 Pat Mills (6-2, 265, Jr.)

#### CENTER

- 57 BRETT IRVIN (6-0, 275, Jr.)**  
or **64 ORRY FRYE (6-2, 270, So.)**  
51 Sherman Holt (5-11, 235, So.)

#### RIGHT GUARD

- 70 MATT RUFF (6-3, 270, So.)**  
76 Anthony Wilson (6-1, 290, So.)

#### RIGHT TACKLE

- 63 DANIEL KILGORE (6-3, 285, Jr.)**  
77 Jason Jones (6-2, 250, So.)

#### TIGHT END

- 84 BEN JORDEN (6-2, 240, So.)**  
86 Tim Frye (5-11, 235, Sr.)

#### WIDE RECEIVER (X)

- 8 BRIAN QUICK (6-5, 210, So.)**  
83 Dominick Magazu (6-0, 190, So.)

#### WIDE RECEIVER (Z)

- 6 COCO HILLARY (5-10, 190, Jr.)**  
3 Blake Elder (6-0, 173, Jr.)

#### WIDE RECEIVER (Y)

- 19 TAVARIS WASHINGTON (5-10, 160, Sr.)**  
80 Ben King (5-10, 180, So.)

#### WIDE RECEIVER (M)

- 17 MATT CLINE (5-11, 180, Sr.)**  
85 B.J. Frazier (5-10, 175, Jr.)

#### QUARTERBACK

- 14 ARMANTI EDWARDS (6-0, 184, Sr.)**  
2 DeAndre Presley (5-11, 170, So.)

#### RUNNING BACK

- 20 DEVON MOORE (5-9, 205, Jr.)**  
16 Devin Radford (5-9, 190, Jr.)  
or **21 Robert Welton (5-11, 225, Jr.)**  
or **29 Cedric Baker (5-9, 175, So.)**

#### SPECIALISTS

##### KICKER

- 39 JASON VITARIS (5-11, 175, Jr.)**  
90 Sam Martin (6-1, 180, Fr.)

##### PUNTER

- 90 SAM MARTIN (6-1, 180, Fr.)**  
34 Adam Kassouf (5-9, 200, Sr.)

##### LONG SNAPPER

- 59 WILSON FITCHETT (5-10, 230, So.)**  
51 Sherman Holt (5-11, 235, So.)

### DEFENSE

#### LEFT END

- 46 TONY ROBERTSON (6-2, 260, Jr.)**  
99 Lanston Tanyi (6-2, 250, So.)  
or **52 Demery Brewer (6-2, 215, So.)**

#### LEFT TACKLE

- 95 GORDY WITTE (6-6, 285, So.)**  
58 Daniel Finnerty (6-2, 265, Sr.)  
or **56 Bobby Bozzo (6-3, 295, Jr.)**

#### RIGHT TACKLE

- 98 ANTHONY WILLIAMS (6-1, 285, Sr.)**  
91 Malcolm Bennett (6-2, 279, Sr.)

#### RIGHT END

- 54 JABARI FLETCHER (6-3, 255, Jr.)**  
44 Quavian Lewis (6-4, 220, Sr.)

#### WEAKSIDE LINEBACKER

- 9 D.J. SMITH (6-1, 220, Jr.)**  
49 Terrence McLean (6-0, 215, Fr.)

#### MIDDLE LINEBACKER

- 40 JACQUE ROMAN (6-1, 240, Sr.)**  
50 Cougar Norris (5-11, 230, Fr.)

#### BANDIT

- 36 JUSTIN LLOYD (5-10, 200, Fr.)**  
52 Demery Brewer (6-2, 215, So.)

#### NICKEL

- 18 DOMINIQUE McDUFFIE (6-2, 200, Fr.)**  
or **25 JARED REINE (6-1, 185, Jr.)**

#### SAFETY

- 13 MARK LeGree (6-0, 200, Jr.)**  
31 Troy Sanders (6-0, 180, Fr.)  
or **47 Justin Wray (6-1, 205, Fr.)**

#### LEFT CORNERBACK

- 5 CORTEZ GILBERT (5-11, 180, Sr.)**  
22 Ingram Bell (6-0, 190, Fr.)

#### RIGHT CORNERBACK

- 28 ED GAINEY (5-11, 190, So.)**  
25 Jared Reine (6-1, 185, Jr.)

#### HOLDER

- 83 DOMINICK MAGAZU (6-0, 190, So.)**

#### KICKOFF RETURNER

- 6 COCO HILLARY (5-10, 190, Jr.)**  
17 Matt Cline (5-11, 180, Sr.)

#### PUNT RETURNER

- 85 B.J. FRAZIER (5-10, 175, Jr.)**  
17 Matt Cline (5-11, 180, Sr.)

## PRONUNCIATION GUIDE

<b>Appalachian</b> .....	app-uh-LATCH-in
<b>Acitelli</b> .....	ak-uh-TELL-ee
<b>Bozzo</b> .....	like OZ
<b>Canepa</b> .....	cuh-NEP-uh
<b>Demery</b> (Brewer).....	DEM-er-ee
<b>Devin</b> (Radford)/ <b>Devon</b> (Moore).....	dev-inn
<b>Dominique</b> (McDuffie).....	dom-uh-NEEK
<b>Jabari</b> (Fletcher).....	jah-BAR-ey
<b>Jamill</b> (Lott).....	juh-MEEL
<b>Kassouf</b> .....	kuh-SOOF
<b>Kimbrough</b> .....	kim-BRO
<b>LeGree</b> .....	luh-GREE
<b>Magazu</b> .....	MAG-uh-zoo
<b>McLean</b> .....	muh-CLANE
<b>Quavian</b> (Lewis).....	quay-VEE-in
<b>Regan</b> .....	REE-gan
<b>Reine</b> .....	rain
<b>Rizor</b> .....	RYE-zor
<b>Swaba</b> .....	SWAH-buh
<b>Tanyi</b> .....	TAN-yay
<b>Vitaris</b> .....	vie-TARE-iss
<b>Tavaris</b> (Washington).....	tuh-VAR-iss
<b>Travaris</b> (Cadet).....	truh-VAR-iss
<b>Witte</b> .....	witt
<b>Yokeley</b> .....	YOAK-lee

## CAREER GAMES/STARTS

Player	Games Played	Starts (Consec.)
Mario Acitelli	34	32 (14)
Cedric Baker	10	—
Matt Beecher	1	—
Malcolm Bennett	13	13 (4)
Bobby Bozzo	24	3 (0)
Demery Brewer	13	—
Zach Brown	13	—
Matt Cline	22	2 (0)
Armanti Edwards	39	37 (2)
Blake Elder	22	3 (0)
Daniel Finnerty	37	11 (0)
Wilson Fitchett	14	—
Jabari Fletcher	26	14 (11)
B...J Frazier	15	4 (0)
Orry Frye	11	4 (0)
Tim Frye	13	—
Ed Gainey	14	10 (10)
Cortez Gilbert	42	16 (15)
Brad Hardee	25	3 (1)
Corbett Harris	6	—
CoCo Hillary	29	12 (0)
Sherman Holt	12	—
Brett Irvin	21	16 (14)
Josh Jackson	29	2 (0)
Justin Johnson	11	—
Jason Jones	13	—
Ben Jordan	14	7 (1)
Josh Jurius	1	—
Adam Kassouf	18	—
Daniel Kilgore	23	16 (14)
Mark LeGree	27	13 (8)
Quavian Lewis	13	4 (0)
Dominick Magazu	8	—
Dominique McDuffie	3	3 (0)
Pat Mills	20	—
Devon Moore	22	5 (0)
DeAndre Presley	9	1 (0)
Brian Quick	15	4 (2)
Devin Radford	10	3 (0)
Jared Reine	21	1 (0)
Tony Robertson	31	15 (0)
Jacque Roman	43	28 (18)
Matt Ruff	11	—
D.J. Smith	29	23 (23)
Lanston Tanyi	14	9 (7)
Xan Thomas	9	—
Jason Vitaris	16	—
Tavaris Washington	32	1 (0)
Robert Welton	12	5 (1)
Anthony Williams	39	29 (29)
Gordy Witte	15	—



1986

1987

1991

1995

1999

2005

2006

2007

2008



2005

2006

2007

SEASON PREVIEW

**Ask those associated with most college football programs and you'll be told that a season that included 11 victories and a fourth-straight conference championship was an unmitigated success.**

However, at Appalachian State University, three-consecutive NCAA Division I football national titles from 2005-07 have set the bar a bit higher than at most places, which makes it easy to see why the four-time-defending Southern Conference champions enter the 2009 season with a chip on their collective shoulder.

Last season's national-quarterfinal setback to eventual national champion Richmond not only snapped Appalachian's string of 13-straight postseason victories but also provided an extra bit of motivation for a squad that has won 50 games over the past four seasons. ASU rides that motivation and the experience of 45 returning letterwinners and 18 starters into one of the most anticipated seasons in the 80-year history of Mountaineer football.

OFFENSE

RETURNING STARTERS (7)	Pos.	Ht.	Wt.	Class	Key '08 Stats
Armanti Edwards	QB	6-0	184	Sr.	2,902 pass yds., 196 comp., 306 att., 30 TD, 9 INT; 941 rush yds., 11 TD
Robert Welton	RB	5-11	225	Jr.	544 rush yds., 5.7 ypr, 11 TD; 7 rec., 86 yds., 1 TD
CoCo Hillary	WR	5-10	190	Jr.	56 rec., 735 yds., 13.1 ypr, 5 TD
Ben Jordan	TE	6-2	240	So.	29 rec., 506 yds., 17.4 ypr, 6 TD
Mario Acitelli	OL	6-2	275	Sr.	—
Brett Irvin	OL	6-0	275	Jr.	—
Daniel Kilgore	OL	6-3	285	Jr.	—

Seven of those returning starters are on the offensive side of the ball, where the Apps racked up more than 37 points and 460 total yards per game a season ago and ranked among the nation's top 10 in scoring, total offense, rushing offense (229.3 yards per game) and pass efficiency (165.84 efficiency rating).

QUARTERBACK

Any discussion involving the 2009 Mountaineers begins with **Armanti Edwards**. The three-time all-American and 2008 Walter Payton Award winner set ASU and SoCon records for total offense (3,843 yards) and touchdowns responsible for (41) last season while becoming the school and conference's all-time leader in both categories (10,783 total yards, 109 TD responsible for), as well as touchdown passes (62) and rushing yards by a quarterback (3,682).


Perhaps more impressively, Edwards threw only two interceptions in 224 regular-season pass attempts, with a school-record string of 176-consecutive passes without an INT. That impressive stretch spanned over two months – eight full games and parts of two others.

However, late-season hip and knee injuries, the latter of which required offseason surgery, took their toll on the nation's top player. After sitting out of the regular-season finale, Edwards threw for a school-record 433 yards in a first-round playoff win over South Carolina State, but his limited mobility was exposed in the season-ending loss to Richmond. He was picked off five times – once more than he was intercepted the entire season to that point – and the Mountaineers turned the ball over seven times overall in the defeat.

With his health at 100 percent and his motivation peaked by the sour taste left in his mouth by the heartbreaking end to last season, Edwards is poised to put together his most impressive campaign yet. That could be bad news not only for the 11 foes on the Apps' '09 schedule, but also on the 16 players that remain ahead of him on the FCS's all-time total offense list. Should Edwards put up his career average of 276.5 yards per game through 11 regular-season games, he would move to fourth on the list and just 791 yards shy of second. The only name that appears to be out of reach is that of the late Steve McNair, who amassed an FCS-record 16,823 yards of total offense at Alcorn State from 1991-94.

While Appalachian's season wouldn't be the same without Edwards, who fills the role of team leader both on and off the field, ASU has as good an insurance policy behind center as any squad in the country in sophomore **DeAndre Presley**. As a true freshman, Presley appeared in nine games and completed two-thirds of his passes while averaging nearly six yards per rush. He proved that he could fill in capably in a pinch when he made the start for an injured Edwards in the regular-season finale at Western Carolina and responded with 156 yards on the ground, 158 through the air and four total touchdowns, en route to becoming the first player in 17 years to be named the SoCon's Offensive Player and Freshman of the Week.

ASU's incoming recruiting class includes five players that will vie for time behind center – freshmen **Jamal Jackson**, **Jamill Lott**, **Demetrius McCray** and **Andrew Peacock** and junior-college transfer **Travaris Cadet**. Those five, along with walk-on **Jamie DeGeare**, will battle in fall camp to assume the role of third-string quarterback, with those coming up short in the quest likely moving to other positions.



SR. LB JACQUE ROMAN

RUNNING BACK

Perhaps no position on the field provides ASU's coaching staff with more options than running back. Last season, four backs – **Robert Welton**, **Devin Radford**, **Josh Jackson** and **Cedric Baker** – saw significant action and they all averaged at least 4.9 yards per carry and combined to score 22 touchdowns.

All four return to the fold in '09, but that's only where the depth begins. The starter for the first three games of last season, **Devon Moore**, returns after missing the season's final 11 games due to a foot injury sustained on Sept. 20 at James Madison. Moore was averaging 5.6 yards per carry and had scored two touchdowns at the time of his injury, but due to it occurring in the season's third game, was able to receive a medical redshirt and did not lose a season of eligibility. Additionally, Appalachian welcomes **Rod Chish-olm** to the mix, a dynamic redshirt freshman who sat out last season after starring at national prep power Independence High School in Charlotte. Both turned in impressive showings during spring drills.

Coming into fall camp, Moore has been tabbed as the starter, backed up by Welton, Radford and Baker. However, all six are expected to see plenty of action, with a couple possibly seeing time as a hybrid running back/wide receiver, a role vacated in part by the graduation of former Mountaineer T.J. Courman.

**SOCON**  
CHAMPIONS  
1986

1987

1991

1995

1999

2005

2006

2007

2008

**NCAA**  
NATIONAL  
CHAMPIONS

2005

2006

2007

SEASON PREVIEW

WIDE RECEIVER

Another position with a load of depth is wide receiver. Despite losing two starters at the position, Appalachian returns six players that caught double-digit passes a year ago. Those six – **CoCo Hillary, Brian Quick, Matt Cline, Blake Elder, Tavaris Washington** and **B.J. Frazier** – combined for 1,920 yards on 132 catches and 18 touchdowns a season ago.

Coming into the 2009 campaign, the leaders of the group are Hillary and Quick. At 5-10, 190 pounds, Hillary possesses the surest hands of the group and led the team with 56 receptions and 735 receiving yards a season ago. The 6-5, 210-pound Quick emerged as not only the team's biggest game-breaking threat but also one of the nation's most electric pass-catchers. He averaged 21.6 yards per catch and more than 30 percent of his receptions (7-of-23) went for touchdowns. Perhaps the same percentage of his catches was of the "highlight-reel" variety, as he displayed the raw athletic ability that made him a college prospect on the hardwood as well as the gridiron throughout the season.

In addition to the six returnees, sophomore transfer **Dominick Magazu**, freshmen **Rodger Walker** and **Tony Washington**, as well as some from the group of incoming quarterbacks/athletes, could provide even more depth at the loaded position.

TIGHT END

Coming into the 2008 season, one of Appalachian's biggest question marks was at tight end. Fast forward to '09, and its one of its biggest strengths, thanks to the emergence of **Ben Jordan**.

As a redshirt freshman, Jordan was a first-team all-conference selection and honorable-mention all-American thanks to his 29 receptions for 506 yards (17.4 yards per catch) and six touchdowns. He combines a 6-2, 240-pound frame with good athleticism and hands to be the prototypical tight end in ASU's spread offense.

Senior **Tim Frye**, who mainly contributed on special teams in his first season with the Mountaineers after transferring from Army, sophomore **Jordan Gary** and converted quarterback **Jey Yokeley** will all vie to backup Jordan and see action in two tight-end sets.

OFFENSIVE LINE

One position on the field where depth might be a concern is the Mountaineers' offensive line. While it was certainly welcomed in ASU circles when the Black and Gold fielded the same starting five across the front for all 14 games last season, that consistency came at the cost of players further down the depth chart not gaining as much experience as backups from years past.

The good news is that of last year's five starters, three – senior honorable-mention all-American **Mario Acitelli** and juniors **Brett Irvin** and **Daniel Kilgore** – return in '09. However, the Apps must replace a pair of experienced bookends in tackles Jonathan Bieschke – a first-team All-American a year ago – and Brad Coley.

Acitelli is expected to move from the left guard position that he occupied last year to the left tackle position vacated by Coley. The transition shouldn't be a difficult one for Acitelli, who started at left tackle as a freshman before giving way to Coley during an injury-plagued sophomore campaign.

Irvin and sophomore **Orry Frye** are expected to man left guard and center, although who starts at which position will be determined during fall camp. Irvin started all 15 games at center last season and Frye established himself as one of the team's most versatile linemen, lining up at guard, tackle and even tight end in a significant backup role a season ago.

Sophomore **Matt Ruff** is penciled in as the starter at right guard while Kilgore – a 2008 all-SoCon honoree at right guard – is slated to slide over to the all-important right tackle position vacated by Bieschke. Right tackle is of vital importance in ASU's offense as it protects the blind side of the left-handed Edwards.

Appalachian will rely on a slew of inexperienced players to provide depth along the offensive front. Of the five penciled in as backups on the preseason two-deep, only junior **Pat Mills** has seen significant playing time during his ASU career and two – sophomores **Jason Jones** and **Anthony Wilson** – made the transition from defensive line during spring drills. Senior **Zach Brown**, sophomore **Sherman Holt** and freshman **Storm Moore** will also likely contribute in backup roles and on PAT/field-goal units.

DEFENSE

RETURNING STARTERS (9)	Pos.	Ht.	Wt.	Class	Key '08 Stats
Lanston Tanyi	LE	6-2	250	So.	52 tackles, 6 sacks, 7 TFL, 9 QBH, 1 FF
Malcolm Bennett	LT	6-2	279	Sr.	37 tackles, 1 sack, 2 TFL, 2 QBH, 1 FF
Anthony Williams	RT	6-1	285	Sr.	55 tackles, 3 sacks, 4.5 TFL, 4 QBH, 1 FF, 1 FR
Jabari Fletcher	RE	6-3	255	Jr.	49 tackles, 6 sacks, 12.5 TFL, 8 QBH, 2 PBU, 2 FF
D.J. Smith	WLB	6-1	220	Jr.	123 tackles, 2 sacks, 7.5 TFL, 3 QBH, 5 PBU, 1 FR
Jacque Roman	MLB	6-1	240	Sr.	130 tackles, 3 sacks, 6.5 TFL, 5 QBH, 2 INT, 2 PBU, 4 FR
Mark LeGree	S	6-0	200	Jr.	58 tackles, 1 sack, 3 TFL, 10 INT, 7 PBU, 1 FF
Cortez Gilbert	LCB	5-11	180	Sr.	72 tackles, .5 TFL, 2 INT, 17 PBU, 1 BLK
Ed Gainey	RCB	5-11	190	So.	51 tackles, .5 TFL, 9 PBU

While the Mountaineers are certainly experienced on the offensive side of the ball, they're even more so on defense, with nine of their 11 defensive starters from a year ago returning in '09. Also like its counterparts on the offensive side of the ball, the ASU defense ranked among the nation's best a season ago, especially against the pass, as it ranked second in pass-efficiency defense (92.74) and tied for seventh in interceptions (19).

DEFENSIVE LINE

Appalachian has a great problem along its defensive line coming into the 2009 season – there are at least nine potential starters, but only four starting positions.

The logjam comes in part due to the return of **Tony Robertson**, who like running back Devon Moore, was injured in last September's loss at James Madison and missed the rest of the season as a medical redshirt. Robertson is expected to return to the left end position that he manned prior to his injury, pushing sophomore **Lanston Tanyi** out of the starting gig. All Tanyi did in Robertson's absence last season was tie for the team lead with six sacks and earn SoCon all-freshman recognition.

**Jabari Fletcher** is slated to start again at right end, where he led the squad with 12.5 tackles for loss and matched Tanyi for the team lead with six sacks, en route to all-conference recognition. Expected to back him up is **Quavian Lewis**, a talented transfer from Vanderbilt that battled a multitude of injuries in his first season with the Mountaineers but still managed to rank second on the team with eight stops behind the line of scrimmage.

ASU also boasts as many as five potential starters at tackle. Two-year starter **Anthony Williams** and 6-6, 285-pound sophomore **Gordy Witte** emerged from spring drills as the starters at right and left tackle, respectively, but they will be pushed for playing time by three other veterans with starting experience – seniors **Daniel Finnerty** and **Malcolm Bennett** and junior **Bobby Bozzo**. A year ago, the five tackles combined for 12.5 tackles

for loss and five sacks.

LINEBACKERS

While perhaps not as experienced across the board as the defensive line or defensive backfield, two-thirds of Appalachian's starting linebackers rank among the top players at their position in the entire country.

Anchoring the 'backers and the Black and Gold defense is senior middle linebacker **Jacque Roman**. The 6-1, 240-pounder led the SoCon with 130 total tackles last season, while his 9.3 stops per game ranked among the top 30 nationally. He also led the SoCon and tied for second nationally with four fumble recoveries. Thanks to his game-changing presence in the middle of the field, the SoCon's coaches voted him as the league's Defensive Player of the Year.

Joining Roman as the second half of the dynamic duo at linebacker is junior **D.J. Smith**. A starter at weakside 'backer since midway through his freshman campaign, Smith is one of most athletic and physical players at the position in the SoCon and, perhaps, the nation. Last year, he ranked right behind Roman with 123 tackles, including 7.5 for loss and a pair of sacks.

Redshirt freshman **Justin Lloyd** is expected to fill the incredibly large shoes left behind by Pierre Banks, the NCAA's all-time leader with 62 games played, at the bandit position. Lloyd possesses the athletic ability to capably replace Banks but will spend much of the season trying to match the know-how of the graduated two-year team captain.

Depth could be a question at linebacker, as the three backups coming out of the spring include a sophomore that contributed mainly on special teams a year ago (**Demery Brewer**) and a pair of redshirt freshmen (**Terrence McLean** and **Cougar Norris**). However, some ultra-talented true freshmen – **Zac Baker, Michael Frazier, Brandon Grier** and **Jeremy Kimbrough** – could contribute right away.

- SOCON CHAMPIONS 1986
- 1987
- 1991
- 1995
- 1999
- 2005
- 2006
- 2007
- 2008
- NCAA NATIONAL CHAMPIONS 2005
- 2006
- 2007



SEASON PREVIEW

DEFENSIVE BACKS

Maybe the most talented group on the field resides in the defensive backfield, as this season's projected starters include a consensus first-team All-American, a second-team all-American, a SoCon all-freshman honoree and one of the nation's top freshmen before an injury derailed his rookie campaign last year.

Leading the way is junior safety **Mark LeGree**. LeGree enjoyed a breakout season as a sophomore, setting school and conference records and leading the nation with 10 interceptions. In addition to the 10 INTs, he ranked fifth on the team with 58 tackles, broke up seven passes and forced a fumble.

For his efforts, LeGree was not only a consensus first-team All-American, but also finished third in voting for the Buck Buchanan Award, given to the nation's FCS top defensive player.

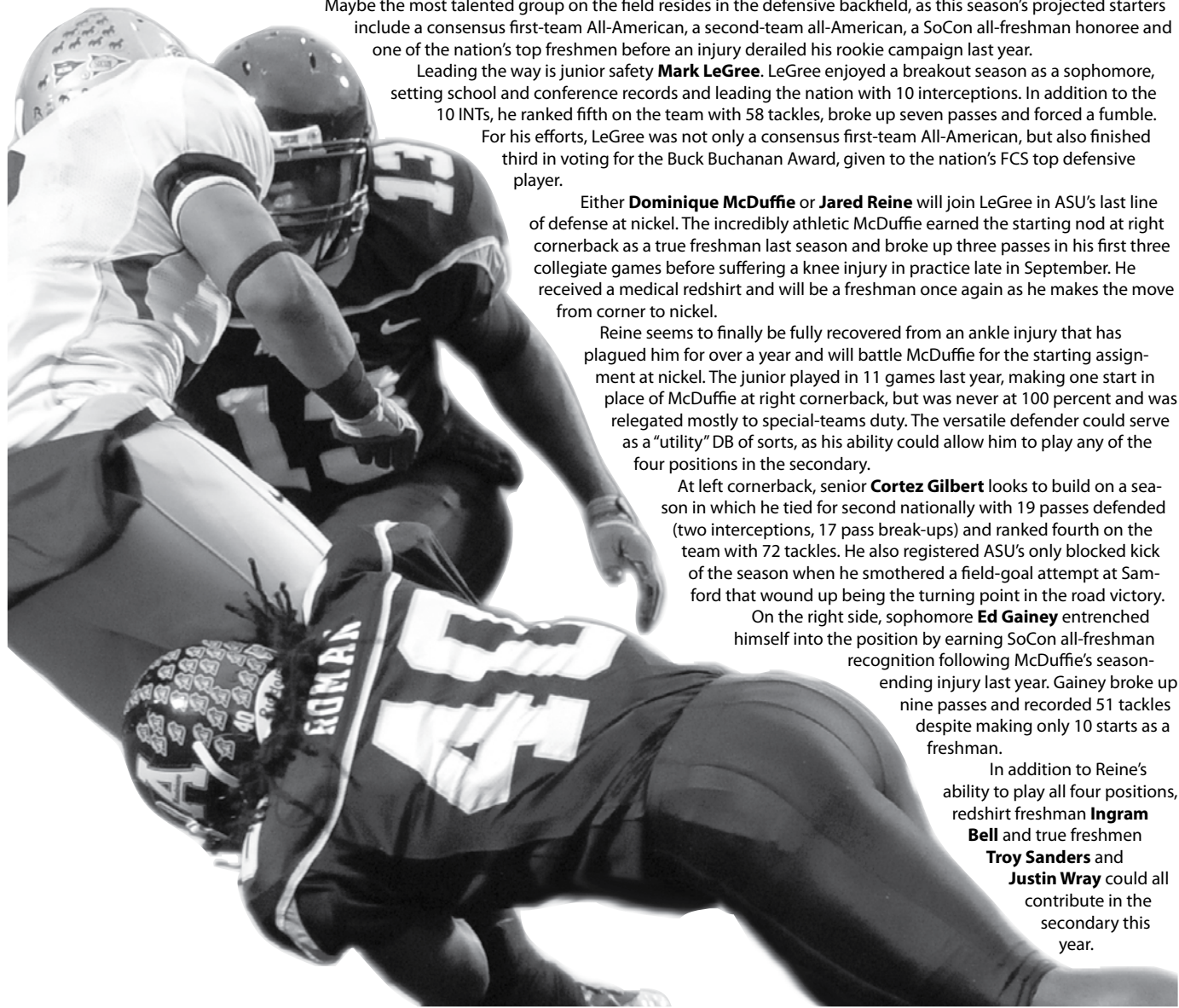
Either **Dominique McDuffie** or **Jared Reine** will join LeGree in ASU's last line of defense at nickel. The incredibly athletic McDuffie earned the starting nod at right cornerback as a true freshman last season and broke up three passes in his first three collegiate games before suffering a knee injury in practice late in September. He received a medical redshirt and will be a freshman once again as he makes the move from corner to nickel.

Reine seems to finally be fully recovered from an ankle injury that has plagued him for over a year and will battle McDuffie for the starting assignment at nickel. The junior played in 11 games last year, making one start in place of McDuffie at right cornerback, but was never at 100 percent and was relegated mostly to special-teams duty. The versatile defender could serve as a "utility" DB of sorts, as his ability could allow him to play any of the four positions in the secondary.

At left cornerback, senior **Cortez Gilbert** looks to build on a season in which he tied for second nationally with 19 passes defended (two interceptions, 17 pass break-ups) and ranked fourth on the team with 72 tackles. He also registered ASU's only blocked kick of the season when he smothered a field-goal attempt at Samford that wound up being the turning point in the road victory.

On the right side, sophomore **Ed Gainey** entrenched himself into the position by earning SoCon all-freshman recognition following McDuffie's season-ending injury last year. Gainey broke up nine passes and recorded 51 tackles despite making only 10 starts as a freshman.

In addition to Reine's ability to play all four positions, redshirt freshman **Ingram Bell** and true freshmen **Troy Sanders** and **Justin Wray** could all contribute in the secondary this year.



JR. DB  
MARK  
LEGREE

SPECIALISTS

RETURNING STARTERS (2)	Pos.	Ht.	Wt.	Class	Key '08 Stats
Jason Vitaris	PK	5-11	175	Jr.	8-12 FG (.667); 64-69 PAT (.928); 57.5 KO avg.
Wilson Fitchett	LS	5-10	230	So.	4 tackles

Appalachian's 18 returning starters are rounded out by two specialists – place kicker **Jason Vitaris** and long snapper **Wilson Fitchett** – and a dynamic group of returners, led by Hillary.

Already boasting a strong leg, Vitaris' goal coming into his junior season has been to improve his consistency, especially from short distances. In his first campaign as ASU's full-time kicker, Vitaris made 8-of-12 field goals, but three of his four misses came from inside 40 yards. His strong leg also translates to kickoffs but due to suspect coverage units early in the season, he was relegated to shorter placement kicks for much of the season.

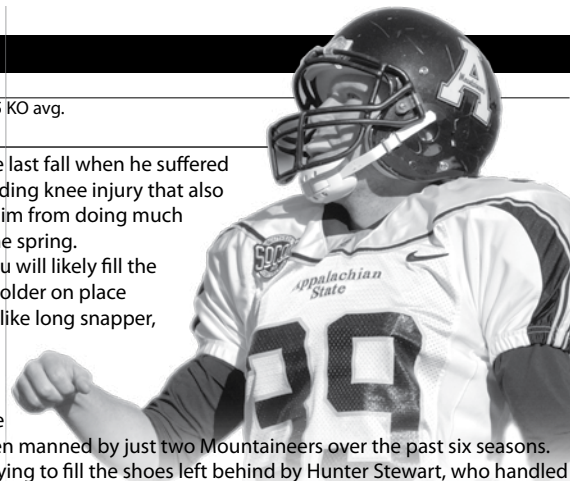
In the thankless job of long snapper, Fitchett performed admirably as a true freshman. He did not have an errant snap all year and, after adding 35 pounds in the offseason, he should become even more of a contributor in punt coverage as a sophomore.

The punter position vacated by all-conference performer Neil Young is expected to be manned by redshirt freshman **Sam Martin**. Martin came in as one of ASU's most heralded kicking recruits in recent memory last season and has the sheer talent to be a vital component both as a punter and as the backup to Vitaris at place kicker. Martin will have to hold off a challenge from senior **Adam Kassouf** to hold on to the punting duties. A former high-school quarterback, Kassouf was auditioning for the Mountaineers' long-

snapper role last fall when he suffered a season-ending knee injury that also prevented him from doing much kicking in the spring.

Magazu will likely fill the role of the holder on place kicks. Much like long snapper, the holder position is a thankless but vital role that has been manned by just two Mountaineers over the past six seasons. Magazu is vying to fill the shoes left behind by Hunter Stewart, who handled the duties for each of the past three years.

Already the owner of the top two kick-return yardage totals in school history, Hillary returns for his third year in the role poised to become Appalachian's career leader in the category. Coming out of the spring, B.J. Frazier is expected to fill the punt-return duties, with Cline serving as the primary backup for both return roles.



SOCON  
CHAMPIONS

1986

1987

1991

1995

1999

2005

2006

2007

2008

NCAA  
NATIONAL  
CHAMPIONS

2005

2006

2007

## PRESEASON NOTES

### QUEST FOR NO. 5

- Appalachian is in search of its fifth-straight Southern Conference championship in 2009.
- Should the Mountaineers win a fifth-straight SoCon title this season, they would join Georgia Southern, which won six-consecutive SoCon championships from 1997-2002, as the only programs in the 77-year history of the conference to accomplish the feat.
- ASU is currently one of only four programs to claim as many as four-consecutive SoCon crowns in a row.

### TEAMS WITH FOUR-STRAIGHT SoCon CHAMPIONSHIPS (since the SoCon began officially crowning a football champion in 1933)

West Virginia.....	1953-56
Furman .....	1980-83
Georgia Southern.....	1997-2002
<b>APPALACHIAN.....</b>	<b>2005-08</b>

### RARE AIR

- When **Armanti Edwards** won the 2008 Walter Payton Award, Appalachian became only the second program to boast winners of each of the three major individual awards presented annually in NCAA Division I FCS — the Payton Award (nation's top player), the Buck Buchanan Award (nation's top defensive player) and the Eddie Robinson Award (nation's top coach).
- Montana is the only other program to have accomplished the feat since all three awards have been in existence (the Buchanan Award, established in 1995, is the youngest of the three awards).

### PROGRAMS WITH WINNERS OF ALL THREE MAJOR FCS INDIVIDUAL AWARDS

#### APPALACHIAN

- Payton Award — Armanti Edwards (2008)
- Buchanan Award — Dexter Coakley (1995, 1996)
- Robinson Award — Jerry Moore (2006)

#### MONTANA

- Payton Award — Dave Dickerson (1995)
- Buchanan Award — Kroy Biermann (2007)
- Robinson Award — Joe Glenn (2000)

### OFFENSIVE BEHAVIOR

- Since installing a no-huddle, spread offense prior to the 2004 season, Appalachian has consistently ranked among the nation's top offensive squads.
- Over the past five seasons (2004-08), ASU has ranked among the nation's top 10 in the five major offensive statistical categories (scoring, rushing, passing, pass efficiency, total offense) 13 out of a possible 25 times.

#### SCORING

ppg (national rank)

<b>2004</b>	<b>2005</b>	<b>2006</b>	<b>2007</b>	<b>2008</b>
33.3 (19th)	30.3 (31st)	35.2 (3rd)	42.7 (2nd)	37.3 (5th)

#### RUSHING

ypg (national rank)

<b>2004</b>	<b>2005</b>	<b>2006</b>	<b>2007</b>	<b>2008</b>
102.9 (104th)	193.9 (29th)	241.3 (4th)	287.4 (3rd)	229.3 (8th)

#### PASSING

ypg (national rank)

<b>2004</b>	<b>2005</b>	<b>2006</b>	<b>2007</b>	<b>2008</b>
322.6 (5th)	229.3 (35th)	176.4 (70th)	200.9 (59th)	234.4 (36th)

#### PASS EFFICIENCY

pass effic. rating (national rank)

<b>2004</b>	<b>2005</b>	<b>2006</b>	<b>2007</b>	<b>2008</b>
154.73 (6th)	148.88 (14th)	132.97 (26th)	161.29 (6th)	165.84 (3rd)

#### TOTAL OFFENSE

ypg (national rank)

<b>2004</b>	<b>2005</b>	<b>2006</b>	<b>2007</b>	<b>2008</b>
425.6 (15th)	423.1 (17th)	417.7 (3rd)	488.3 (1st)	463.4 (4th)

- In 2008, the Mountaineers finished ranked among the nation's top 10 in five different offensive categories and top 15 in seven — scoring, rushing, pass efficiency, total offense, red-zone efficiency (.883 - 8th), third-down conversions (.458 - 12th) and first downs (21.71 pg - 13th).

### PRESEASON SPOTLIGHT SHINES BRIGHT

- 2008 Walter Payton award winner **Armanti Edwards** and Buck Buchanan Award finalist **Mark LeGree** are both on the preseason watch lists for the respective awards in 2009. The official watch lists from *The Sports Network* will be revised in October and November before finalists are announced following the regular season.

- Edwards has also been nominated for the Johnny Unitas Golden Arm Award, which is presented annually to college football's top quarterback, regardless of division. Edwards is the lone FCS representative among the 21 nominees, which include 2007 Heisman Trophy winner Tim Tebow of Florida and Texas star Colt McCoy.

### SUCCESS ON AND OFF THE FIELD

- Appalachian football student-athletes are known not only for their success on the field, but for their achievement in the classroom and contributions to the High Country community.

### ACADEMICS

- ASU football posted the highest single-semester (2.74) and cumulative (2.77) team grade point averages in program history during the 2009 spring semester.

- Thirty-seven football student-athletes, including all-Americans **Mario Acitelli**, **Armanti Edwards**, **Cortez Gilbert** and **Tony Robertson**, are members of the Southern Conference's academic honor roll in recognition of attaining a GPA of 3.2 or higher.

- Ten current members of the football program completed academic internships over the course of the summer of 2009, ranging from working with departments on campus to marketing firms in Charlotte, N.C.

- The excellence in the classroom starts at the top:

- 2008 co-captain **Pierre Banks**, who played in an NCAA record 62 games during his career, needed just four-and-a-half years to earn bachelor's and master's degrees from ASU. He received his bachelor's degree in just three years.

- ASU's other '08 co-captain, Walter Payton Awardwinner **Armanti Edwards** is on pace to graduate with a bachelor's degree in graphic arts and imaging technology in December 2009 — just three-and-a-half years after his arrival at ASU.

- Making their achievements even more impressive is the fact that only 2.8 percent of all ASU students that entered as freshman in 2005 graduated in less than four years.

- The football program's most recent NCAA Academic Progress Rate score is 963, which ranks among the top 20 percent of all Division I programs. The national average for all D-I football programs is 939, including 931 for public institutions and 961 for private institutions.

### LEADERSHIP

- Junior defensive lineman **Jabari Fletcher** attended the NCAA National Student-Athlete Leadership Conference, this past May in Orlando, Fla. Six-hundred student-athletes from around the nation were selected to attend the conference from a pool of 2,000 nominations.

- Redshirt freshman linebacker **Terrence McLean** served as an Appalachian Student Orientation undergraduate leader over the summer. In the role, he conducted orientation sessions for incoming freshmen and transfer students.

- Junior defensive lineman **Tony Robertson** was a finalist for the Southern Conference's 2009 Coleman-Lewis Leadership Award. Prospective candidates are nominated based on leadership, academic excellence and athletic achievement in both the college environment and the community.

### COMMUNITY SERVICE

ASU football players participate in a wide array of community service activities, including:

- Celebrity Serve** — annual service project in which local celebrities volunteer their time as servers at area restaurants and donate their tips to local charities
- Crossnore School** — a non-profit children's home and school, serving children who, for circumstances beyond their control, can no longer live at home
- Dancing with the Stars** — event in which local celebrities perform in a dance competition to benefit Hospitality House, a local homeless shelter
- Special Olympics** — volunteers from the football program were vital in staging the 2009 Watauga County Special Olympics
- Walk For Awareness** — annual on-campus event that commemorates lives lost to violence, supports victims and survivors of violence and affirms participants' commitment and responsibility to speak out against all forms of violence.
- Western Youth Network** — non-profit organization that provides support to at-risk youths in Watauga, Avery and Ashe Counties.
- Various activities with area schools, including reading to children, speaking at assemblies and participating in on-campus tours

**SOCON**  
CHAMPIONS  
1986

1987

1991

1995

1999

2005

2006

2007

2008

**NCAA**  
NATIONAL  
CHAMPIONS


2005

2006

2007

# COACHES AND STAFF





★ Today I give my  
ALL for Appalachian State

**HEAD COACH JERRY MOORE**  
 21<sup>ST</sup> SEASON AT APPALACHIAN: 178-73 (.709)  
 28<sup>TH</sup> SEASON OVERALL: 205-121-2 (.630)

A bona fide legend in the college football coaching ranks, 2009 is Jerry Moore's 21st at the helm of Appalachian State University's football program.

In 20 seasons at Appalachian, Moore has compiled a 178-73 record, making him the winningest coach in Southern Conference history. In 27 years as a head coach, he is 205-121-2, making him one of only four active NCAA Division I FCS head coaches with 200 career victories and 23rd among all NCAA Division I coaches (FCS or FBS) in all-time victories.

Despite the success that Moore has enjoyed at nearly every stop of his 48-year coaching career, the past four seasons have cemented his standing as one of the game's all-time great mentors.

Moore led Appalachian to three-consecutive NCAA Division I Football Championship Subdivision (FCS — formerly Division I-AA) national titles from 2005-07, making ASU the first program to ever win three-straight championships at the FCS/I-AA level and the first Division I program, FCS or FBS (Football Bowl Subdivision — formerly Division I-A) to accomplish the feat in 61 years. Moore also led Appalachian to its fourth-straight SoCon title with a perfect 8-0 conference record in 2008, marking just the fourth time in the 76-year history of the venerable league that a team has won as many as four championships in a row.

Since the beginning of the title run in 2005, Moore's Mountaineers have compiled a 50-9 record and etched themselves in the record books with a number of other "firsts." Most notably, the Apps became the first institution from the state of North Carolina to ever win an NCAA football championship at any level when it defeated Northern Iowa, 21-16, in the 2005 Division I-AA national title game — a feat they repeated with wins over Massachusetts (28-17) and Delaware (49-21) in the 2006 and '07 NCAA Division I national championship tilts.

Additionally, Appalachian became a household name when Moore led his troops to perhaps the biggest upset in college football history, a 34-32 triumph over Michigan in the 2007 season

opener. The victory over the Wolverines, college football's all-time winningest program which came into the contest ranked No. 5 in the Associated Press' Top 25 college football poll, marked the first time that an FCS team ever toppled a nationally ranked FBS opponent.

However, Moore's success at ASU did not begin in 2005, as the Mountaineers' triumphs over the past four seasons has enhanced Moore's standing as one of the nation's finest coaches rather than defined it.

Nineteen of Moore's 20 squads at ASU have posted winning records, seven have won Southern Conference championships and 14 have advanced to postseason play.

He wasted no time in establishing a winning program, leading his very first Mountaineer squad to a 9-3 overall record and NCAA Division I-AA playoff berth in 1989.

Two years later, Moore hoisted the SoCon championship trophy for the first time when his Apps captured the conference title and accompanying postseason berth with six wins in seven league tilts in 1991.

The 1991 championship campaign sparked a run of four playoff bids in five years, capped by perhaps the most impressive regular season in school history in 1995. The '95 Mountaineers rolled to a perfect 11-0 regular-season record and, behind a defense that featured All-Americans Dexter Coakley and Matt Stevens, appeared to be a favorite to win the school's first national championship. However, Stevens suffered a year-ending injury late in the regular season and ASU's promising campaign came to an end when it stumbled against Stephen F. Austin in the second round of the playoffs.

Appalachian missed the postseason each of the next two years, but responded with a run of five-straight playoff appearances from 1998-2002. The stretch was highlighted by Moore's third SoCon title in 1999 and an unlikely run to the 2000 national semifinals as the No. 13 seed in the 16-team field.

Another two-year absence followed the five-year string of postseason appearances but

**MOORE AT A GLANCE**

**Full name:** ..... Gerald Hundley Moore  
**Birthdate:** ..... July 18, 1939  
**Birthplace:** ..... Bonham, Texas  
**Wife:** ..... Margaret (Starnes)  
**Children:** ..... Chris, Scott, Elizabeth  
**Grandchildren:** ...Six  
**High School:** ..... Bonham (Texas) H.S., 1957  
**College:** ..... Baylor, 1961  
 B.A., finance and economics

**PLAYING EXPERIENCE**

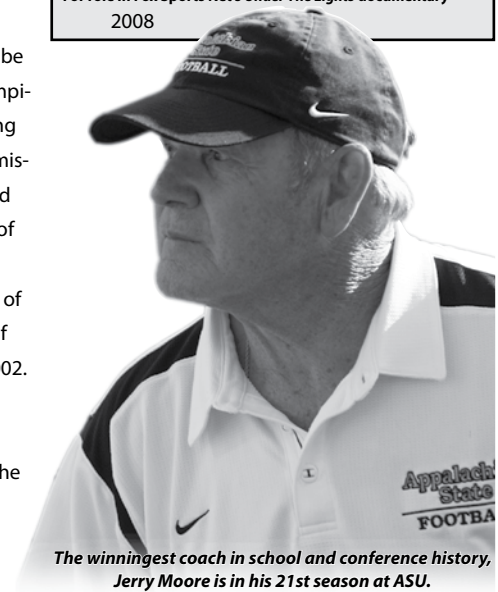
**1958-60..... Baylor**  
 wide receiver

**COACHING EXPERIENCE**

**1961-64..... Corsicana (Texas) H.S.**  
 assistant coach  
**1965-72..... Southern Methodist**  
 assistant coach  
*Head Coach: Hayden Fry*  
**1973-78..... Nebraska**  
 assistant coach/  
 offensive coordinator  
*Head Coach: Tom Osborne*  
**1979-80..... North Texas**  
 head coach  
 11-11 (.500) — two seasons  
**1981-85..... Texas Tech**  
 head coach  
 16-37-2 (.309) — five seasons  
**1988..... Arkansas**  
 assistant coach/  
 recruiting coordinator  
*Head Coach: Ken Hatfield*  
**1989-present..... Appalachian State**  
 head coach  
 178-73 (.709) — 20 seasons

**HONORS**

**AFC National Coach of the Year**  
 2005, 2006, 2007  
**Eddie Robinson Award**  
*(National Coach of the Year — The Sports Network)*  
 2006  
**AFC Regional Coach of the Year**  
 1994, 1995, 2005, 2006, 2008  
**Southern Conference Coach of the Year**  
 1991, 1994, 1995, 2005, 2006, 2008  
**Emmy Award**  
**Outstanding Achievement, Sports — One-Time Special**  
 For role in Fox Sports Net's *Under The Lights* documentary  
 2008



*The winningest coach in school and conference history, Jerry Moore is in his 21st season at ASU.*

**SOCON**  
 CHAMPIONS

1986

1987

1991

1995

1999

2005

2006

2007

2008

**NCAA**  
 NATIONAL CHAMPIONS

2005

2006

2007

like the playoff-less 1996 and '97 seasons, the disappointing campaigns in 2003 and '04 have been followed by the most successful stretch in ASU's and Moore's storied gridiron history.

Altogether, Moore has racked up a SoCon-record 178 victories and coached 54 players that have earned all-America recognition a total of 76 times over the course of his two decades at ASU.

Moore is no stranger to individual awards himself, as he is a three-time American Football Coaches Association National Coach of the Year (2005, 2006, 2007) and the only Division I (FCS or FBS) mentor in the 74-year history of the award to win it three years in a row. He also won the 2006 Eddie Robinson Award (National Coach of the Year) from The Sports Network, is a five-time AFCA Regional Coach of the Year (1994, 1995, 2005, 2006, 2008) and record six-time SoCon Coach of the Year (1991, 1994, 1995, 2005, 2006, 2008).

In addition to his 20-year tenure at ASU, Moore served as head coach at North Texas (1979-80) and Texas Tech (1981-85) and spent 15 seasons on the staffs of legendary mentors Hayden Fry, Tom Osborne and Ken Hatfield at SMU (1965-72), Nebraska (1973-78) and Arkansas (1988). Moore began his coaching career with four seasons as an assistant at Corsicana H.S. in Texas (1961-64). He also enjoyed a trip to Honolulu, Hawaii in 2006 to serve as an assistant coach in the Hula Bowl all-star game.

Prior to embarking on his legendary coach-

ing career, Moore made his mark as one of the nation's premier players at Baylor from 1958-60. He ranked among the nation's top 10 in receptions while serving as a team captain for the 11th-ranked Bears as a senior and graduated from BU with a bachelor's degree in finance and economics in 1961.

A native of Bonham, Texas, Moore was an all-state performer on the gridiron and earned 14 varsity letters in four sports at Bonham H.S. He is a member of the Bonham Athletics Hall of Fame. Bonham honored one of its most prominent sons when it declared Feb. 18, 2008 to be "Jerry Moore Day" in the town of 9,900 located 75 miles north-east of Dallas.

An active and well-respected member of the American Football Coaches Association, Moore is also active in various church and civic groups. His sense of community is most evident in his "never say no" philosophy with regards to the numerous speaking engagements that he was asked to participate in. As many as five nights a week, Moore has traveled across the Carolinas, the Southeast and the nation to appear at as many of the banquets, clinics and other engagements that he was asked to speak at as possible.

A devoted family man, Moore is married to the former Margaret Starnes, also a Baylor alum. They have three children: Chris – ASU's running backs coach – Scott and Elizabeth, and six grand-children.

**MOORE JOINS 200 WINS CLUB**

• With a 26-14 win over Furman on Oct. 25, 2008, Jerry Moore became only the third active NCAA Division I FCS coach and just the 28th Division I mentor ever (FCS or FBS) with 200 career victories.

• Moore's 205 wins as a head coach (including stints at North Texas and Texas Tech prior to his arrival at ASU) rank behind only Albany's Bob Ford (233) and Florida A&M's Joe Taylor (206) among active FCS coaches.

• Moore comes into the 2009 season ranked 23rd all-time among all Division I coaches (min. 10 seasons at Division I institutions).

**ALL-TIME DIVISION I COACHES WITH 200 CAREER VICTORIES**

(min. 10 seasons at Division I institutions)

1) 408	Eddie Robinson	Grambling
2) 383	Joe Paterno	Penn State
3) 382	Bobby Bowden	Samford; W. Virginia; Florida St. Md.; Kentucky; Texas A&M; Alabama
4) 323	Bear Bryant	UGA; Cornell; Carlisle; Pitt; Stanford; Temple
5) 319	Pop Warner	Eastern Kentucky
6) 314	Roy Kidd	Springfield; Chicago; Pacific
314	A. A. Stagg	Delaware
8) 300	Tubby Raymond	BYU
9) 257	LaVell Edwards	Nebraska
10) 255	Tom Osborne	W&M; NC St.; Ark.; Minn.; N. Dame; S. Car.
11) 249	Lou Holtz	Dayton
12) 246	Mike Kelly	Denison; Miami U.; Ohio St.
13) 238	Woody Hayes	Cheyney; Central St.; Fla. A&M
14) 237	Billy Joe	St. Lawrence; Albany
15) 234	Bob Ford	Miami U.; Michigan
234	Bo Schembechler	SMU; North Texas; Iowa
17) 232	Hayden Fry	Murray State; Va. Tech
18) 219	Frank Beamer	Wlm. Penn; Pitt. St.; Sam Hou. St.
218	Ron Randleman	Youngstown St.; Ohio St.
20) 217	Jim Tressel	Rhodes; Clemson; Rice
21) 207	Jess Nealy	Howard, Va. Union; Hampton; Fla. A&M
22) 206	Joe Taylor	N. Texas; Texas Tech; App. St.
23) 205	Jerry Moore	C. Ark.; Har. Simm.; N. Mex. St.; Ariz.; Trinity
24) 203	Warren Woodson	Bowling Green; W. Virginia
25) 202	Don Nehlen	Georgia
202	Vince Dooley	Loras; DePaul; H. Cross; Iowa
26) 201	Eddie Anderson	Mont. St.; Wash. St.; Fresno St
28) 200	Jim Sweeney	Union; Pennsylvania
200	Al Bagnoli	

*Italics denote active coaches*



HEAD COACH  
JERRY  
MOORE



Under Jerry Moore's tutelage, Appalachian has won 178 games, seven Southern Conference titles and the 2005, '06 and '07 NCAA Division I Football national championships.

**SOCON**

CHAMPIONS

1986

1987

1991

1995

1999

2005

2006

2007

2008

**NCAA**

NATIONAL  
CHAMPIONS

2005

2006

2007

**JERRY MOORE'S HEAD COACHING RECORD**

Year	School	Overall				Conference				Place	Final Rank
		Won	Lost	Tied	Pct.	Won	Lost	Tied	Pct.		
1979	North Texas	5	6	0	.455	—	—	—	—	—	
1980	North Texas	6	5	0	.545	—	—	—	—	—	
<b>North Texas Totals</b>		<b>11</b>	<b>11</b>	<b>0</b>	<b>.500</b>	<b>—</b>	<b>—</b>	<b>—</b>	<b>—</b>	<b>—</b>	
1981	Texas Tech	1	9	1	.136	0	7	1	.063	9th	
1982	Texas Tech	4	7	0	.364	3	5	0	.375	T-6th	
1983	Texas Tech	3	7	1	.318	3	4	1	.438	6th	
1984	Texas Tech	4	7	0	.364	2	6	0	.250	8th	
1985	Texas Tech	4	7	0	.364	1	7	0	.125	7th	
<b>Texas Tech Totals</b>		<b>16</b>	<b>37</b>	<b>2</b>	<b>.309</b>	<b>9</b>	<b>29</b>	<b>2</b>	<b>.250</b>	<b>—</b>	
1989	Appalachian State	9	3	0	.750	5	2	0	.714	2nd	10th
1990	Appalachian State	6	5	0	.545	5	2	0	.714	2nd	
1991	Appalachian State	8	4	0	.667	6	1	0	.857	1st	17th
1992	Appalachian State	7	5	0	.583	5	2	0	.714	2nd	16th
1993	Appalachian State	4	7	0	.364	4	4	0	.500	T-4th	
1994	Appalachian State	9	4	0	.692	6	2	0	.750	2nd	9th
1995	Appalachian State	12	1	0	.923	8	0	0	1.000	1st	5th
1996	Appalachian State	7	4	0	.636	5	3	0	.625	4th	22nd
1997	Appalachian State	7	4	0	.636	6	2	0	.750	2nd	22nd
1998	Appalachian State	10	3	0	.769	6	2	0	.750	2nd	6th
1999	Appalachian State	9	3	0	.750	7	1	0	.875	T-1st	T-9th
2000	Appalachian State	10	4	0	.714	6	2	0	.750	2nd	4th
2001	Appalachian State	9	4	0	.692	6	2	0	.750	3rd	6th
2002	Appalachian State	8	4	0	.667	6	2	0	.750	T-2nd	10th
2003	Appalachian State	7	4	0	.636	6	2	0	.750	2nd	
2004	Appalachian State	6	5	0	.545	4	3	0	.571	T-3rd	
2005	Appalachian State	12	3	0	.800	6	1	0	.857	1st	1st
2006	Appalachian State	14	1	0	.933	7	0	0	1.000	1st	1st
2007	Appalachian State	13	2	0	.867	5	2	0	.714	t-1st	1st
2008	Appalachian State	11	3	0	.786	8	0	0	1.000	1st	5th
<b>Appalachian Totals</b>		<b>178</b>	<b>73</b>	<b>0</b>	<b>.709</b>	<b>117</b>	<b>35</b>	<b>0</b>	<b>.770</b>	<b>—</b>	
<b>CAREER TOTALS</b>		<b>205</b>	<b>121</b>	<b>2</b>	<b>.628</b>	<b>126</b>	<b>64</b>	<b>2</b>	<b>.661</b>	<b>—</b>	

**JERRY MOORE'S MOUNTAINERS IN THE POSTSEASON**

Year	Seed	Seed Opponent	Site	Result
1989	No. 10	at <sup>7</sup> Middle Tennessee State	Murfreesboro, Tenn.	L, 24-21
1991	No. 13	at <sup>4</sup> Eastern Kentucky	Richmond, Ky.	L, 14-3
1992	No. 12	at <sup>5</sup> Middle Tennessee State	Murfreesboro, Tenn.	L, 35-10
1994	No. 10	at <sup>7</sup> New Hampshire	Durham, N.H.	W, 17-10
		at <sup>2</sup> Boise State	Boise, Idaho	L, 17-14
1995	No. 4	<sup>13</sup> James Madison	Boone, N.C.	W, 31-24
		<sup>5</sup> Stephen F. Austin	Boone, N.C.	L, 27-17
1998	No. 7	<sup>10</sup> Tennessee State	Boone, N.C.	W, 45-31
		at <sup>2</sup> Northwestern State	Natchitoches, La.	L, 31-20
1999	No. 4	<sup>13</sup> Florida A&M	Boone, N.C.	L, 44-29
2000	No. 13	at <sup>4</sup> Troy State	Troy, Ala.	W, 33-30
		at <sup>5</sup> Western Kentucky	Bowling Green, Ky.	W, 17-14
2001	—	at <sup>1</sup> Montana	Missoula, Mont.	L, 19-16 (OT)
		William & Mary	Boone, N.C.	W, 40-27
2002	—	at <sup>2</sup> Georgia Southern	Statesboro, Ga.	L, 38-24
		Maine	Boone, N.C.	L, 14-13
2005	No. 2	Lafayette	Boone, N.C.	W, 34-23
		Southern Illinois	Boone, N.C.	W, 38-24
		Furman	Boone, N.C.	W, 29-23
		vs. Northern Iowa	Chattanooga, Tenn.	W, 21-16
2006	No. 1	Coastal Carolina	Boone, N.C.	W, 45-28
		Montana State	Boone, N.C.	W, 38-17
		<sup>4</sup> Youngstown State vs. <sup>3</sup> Massachusetts	Chattanooga, Tenn.	W, 49-24
2007	—	James Madison	Boone, N.C.	W, 28-27
		Eastern Washington	Boone, N.C.	W, 38-35
		Richmond	Boone, N.C.	W, 55-35
		vs. Delaware	Chattanooga, Tenn.	W, 49-21
		at <sup>2</sup> South Carolina State	Boone, N.C.	W, 37-21
2008	No. 2	Richmond	Boone, N.C.	L, 33-13

Postseason appearances: ..... 14  
 Postseason record: ..... 19-11  
     in Boone: ..... 13-4  
     away: ..... 3-7  
     at neutral sites: ..... 3-0

**ASU HEAD COACH JERRY MOORE  
 THE DEAN OF SoCon FOOTBALL COACHES**
**WINNINGEST ACTIVE FCS HEAD COACHES  
 (based on total career victories)**

- 234 Bob Ford (Albany)
- 206 Joe Taylor (Florida A&M)
- 205 Jerry Moore (Appalachian State)**
- 200 Al Bagnoli (Penn)
- 193 Andy Talley (Villanova)
- 189 Walt Hameline (Wagner)
- 189 Jimmie Laycock (William & Mary)
- 189 Rob Ash (Montana State)
- 169 Pete Richardson (Southern)
- 152 Mike Ayers (Wofford)

**ALL-TIME SoCon COACHING VICTORIES  
 (based on games at SoCon institution)**

- 178 Jerry Moore, ASU (1989-present)**
- 171\* Wallace Wade, Alabama (1923-30); Duke (1931-41, '46-50)
- 84 Mike Ayers, Wofford (1997-present)
- 77 D.C. Walker, Wake Forest (1937-50)
- 69 Frank Howard, Clemson (1940-52)
- 69 Dick Sheridan, Furman (1978-85)
- 68 H.C. Byrd, Maryland (1921-34)
- 66 Jimmy Satterfield, Furman (1986-93)
- 66 Bob Waters, Western Carolina (1977-88)
- 64 Jim Donnan, Marshall (1990-95)

**ALL-TIME SoCon COACHING WINS/SEASON  
 (min. three full seasons at SoCon institution)**

- 12.4 Paul Johnson, Ga. Southern (1997-01)
- 10.7 Jim Donnan, Marshall (1990-95)
- 8.9 Jerry Moore, ASU (1989-present)**
- 8.8 Mike Sewak, Ga. Southern (2002-05)
- 8.2 Bobby Lamb, Furman (2002-present)
- 8.6 Dick Sheridan, Furman (1978-85)
- 8.3 Joe Morrison, Chattanooga (1977-79)
- 8.3 George Chaump, Marshall (1986-89)
- 8.3 Jimmy Satterfield, Furman (1986-93)
- 8.3 Tim Stowers, Ga. Southern (1993-95)

**ALL-TIME SoCon COACHING WINNING PCT.  
 (min. three seasons at SoCon institution)**

- .861 Paul Johnson, Ga. Southern (1997-01)
- .797 Jim Tatum, Maryland (1947-52)
- .788 Joe Morrison, Chattanooga (1977-79)
- .782 Carl Voyles, William & Mary (1939-42)
- .753 Jim Donnan, Marshall (1990-95)
- .745 Dick Sheridan, Furman (1978-85)
- .742 Pat Dye, East Carolina (1974-76)
- .714 Mike Sewak, Ga. Southern (2002-05)
- .709 Jerry Moore, ASU (1989-present)**
- .700 Jack Faber, Maryland (1935-37)

**ALL-TIME SoCon COACHING SEASONS  
 (based on seasons at SoCon institution)**

- 20 Jerry Moore, ASU (1989-present)**
- 16 Wallace Wade, Duke (1931-41, '46-50)
- 15 Ed Merrick, Richmond (1951-65)
- 15 Bob King, Furman (1958-72)
- 14 H.C. Byrd, Maryland (1921-34)
- 14 D.C. Walker, Wake Forest (1937-50)
- 14 Bob Thalman, VMI (1971-84)
- 13 William Dole, Davidson (1952-64)
- 13 Frank Howard, Clemson (1940-52)
- 13 John McKenna, VMI (1953-65)

*\* In 2009, the Southern Conference edited its official records to include the coaching victories accumulated by Wallace Wade when he was the head coach at Alabama. Alabama was a member of the Southern Conference during Wade's tenure as UA's head coach.*

**SOCON**  
 CHAMPIONS  
 1986  
 1987  
 1991  
 1995  
 1999  
 2005  
 2006  
 2007  
 2008  
**NCAA**  
 NATIONAL CHAMPIONS  
 2005  
 2006  
 2007

JERRY MOORE VERSUS ALL OPPONENTS

Team	Total	ASU	North Texas	Texas Tech	Last Meeting
Air Force	1-1	—	—	1-1	13-28, 1985
Arkansas	0-5	—	—	0-5	7-30, 1985
Auburn	0-1	0-1	—	—	15-22, 1999
Baylor	1-4	—	—	1-4	0-31, 1985
Boise State	0-1	0-1	—	—	14-17, 1994
Brigham Young	0-1	—	0-1	—	23-41, 1980
Catawba	1-0	1-0	—	—	31-20, 1989
<b>Chattanooga</b>	<b>18-2</b>	<b>18-2</b>	—	—	<b>49-7, 2008</b>
<b>The Citadel</b>	<b>15-5</b>	<b>15-5</b>	—	—	<b>47-21, 2008</b>
Clemson	0-3	0-3	—	—	12-23, 1997
Coastal Carolina	2-0	2-0	—	—	45-28, 2006
Colorado	0-1	—	—	0-1	27-45, 1981
Delaware	1-0	1-0	—	—	49-21, 2007
<b>East Carolina</b>	<b>0-1</b>	—	<b>0-1</b>	—	<b>16-49, 1979</b>
East Tennessee State	13-2	13-2	—	—	21-7, 2003
Eastern Kentucky	7-2	7-2	—	—	24-16, 2005
Eastern Washington	1-0	1-0	—	—	38-35, 2007
Edinboro	1-0	1-0	—	—	44-7, 1995
<b>Elon</b>	<b>6-0</b>	<b>6-0</b>	—	—	<b>24-16, 2008</b>
Florida A&M	0-1	0-1	—	—	29-44, 1999
<b>Furman</b>	<b>12-9</b>	<b>12-9</b>	—	—	<b>26-14, 2008</b>
Gardner-Webb	3-0	3-0	—	—	45-7, 2007
<b>Georgia Southern</b>	<b>8-9</b>	<b>8-9</b>	—	—	<b>37-36, 2008</b>
Hawaii	0-1	0-1	—	—	17-40, 2003
Houston	0-6	—	0-1	0-5	16-17, 1985
Jacksonville	1-0	1-0	—	—	56-7, 2008
James Madison	6-2	6-2	—	—	32-35, 2008
Lafayette	1-0	1-0	—	—	34-23, 2005
Kansas	0-2	0-1	0-1	—	8-36, 2005
Lenoir-Rhyne	1-0	1-0	—	—	48-7, 2007
Liberty	6-2	6-2	—	—	29-22, 2002
Louisiana-Lafayette	1-0	—	1-0	—	22-20, 1980
Louisiana Tech	1-0	—	1-0	—	19-17, 1979
LSU	0-2	0-2	—	—	13-41, 2008
Maine	0-1	0-1	—	—	13-14, 2002
Mars Hill	1-0	1-0	—	—	41-0, 2006
Marshall	5-4	5-4	—	—	17-50, 2002
Massachusetts	1-0	1-0	—	—	28-17, 2006
<b>McNeese State</b>	—	—	— FIRST MEETING —		—
Memphis	1-1	—	1-1	—	29-10, 1980
Miami (Fla.)	0-1	—	0-1	—	8-26, 1980
Michigan	1-0	1-0	—	—	34-32, 2007
Middle Tennessee State	0-2	0-2	—	—	10-35, 1992
Mississippi College	1-0	1-0	—	—	31-23, 1991
Morehead State	1-0	1-0	—	—	24-21, 2003
Montana	0-1	0-1	—	—	16-19 (OT), 2000
Montana State	1-0	1-0	—	—	38-17, 2006
New Hampshire	1-0	1-0	—	—	17-10, 1994
New Mexico	2-3	—	—	2-3	32-31, 1985
New Mexico State	2-0	—	2-0	—	38-28, 1980
North Carolina A&T	3-1	3-1	—	—	38-31, 1995
<b>North Carolina Central</b>	—	—	— FIRST MEETING —		—
NC State	0-3	0-3	—	—	10-23, 2006
North Texas	1-0	—	—	1-0	28-7, 1985
Northeast Louisiana	1-0	—	1-0	—	26-18, 1980
Northern Arizona	1-0	1-0	—	—	34-21, 2007
Northern Iowa	1-0	1-0	—	—	21-16, 2005
Northwestern State	0-2	0-2	—	—	35-40, 2004
Oklahoma State	0-1	—	0-1	—	7-25, 1979
Presbyterian	1-0	1-0	—	—	48-14, 2008
Rice	3-2	—	—	3-2	27-29, 1985
Richmond	1-1	1-1	—	—	13-33, 2008
<b>Samford</b>	<b>1-0</b>	<b>1-0</b>	—	—	<b>35-24, 2008</b>
South Carolina State	1-0	1-0	—	—	37-21, 2008
SMU	0-7	—	0-2	0-5	7-9, 1985
Southern Illinois	1-0	1-0	—	—	38-24, 2005
Southern Miss	0-1	—	0-1	—	10-30, 1979
Stephen F. Austin	0-1	0-1	—	—	17-27, 1995
TCU	2-1-2	—	—	2-1-2	63-7, 1985
Tennessee State	1-0	1-0	—	—	45-31, 1998
Tennessee Tech	1-0	1-0	—	—	16-3, 1996
Texas	0-5	—	—	0-5	21-34, 1985
Texas A&M	3-2	—	—	3-2	27-28, 1985
Texas-Arlington	3-0	—	2-0	1-0	44-7, 1984
Texas State	1-0	1-0	—	—	41-34, 2004
Troy	1-1	1-1	—	—	33-30, 2000
Tulsa	2-2	—	0-1	2-1	21-17, 1985
UTEP	2-0	—	2-0	—	35-15, 1980
VMI	13-1	13-1	—	—	54-13, 2002
Wake Forest	5-6	5-6	—	—	10-20, 2001
Washington	0-2	—	—	0-2	3-10, 1982
<b>Western Carolina</b>	<b>18-2</b>	<b>18-2</b>	—	—	<b>35-10, 2008</b>
Western Kentucky	1-0	1-0-0	—	—	17-14, 2000
West Texas State	1-0	—	1-0	—	28-14, 1979
West Virginia Tech	1-0	1-0	—	—	64-14, 2001
William & Mary	1-0	1-0	—	—	40-27, 2001
<b>Wofford</b>	<b>9-3</b>	<b>9-3</b>	—	—	<b>70-24, 2008</b>
Wyoming	0-1	0-1	—	—	7-53, 2004
Youngstown State	1-0	1-0	—	—	49-24, 2006



Jerry Moore with his wife, Margaret (above) and his son, Chris (below), ASU's running backs coach.



SR. QB ARMANTI EDWARDS

- SOCON**  
CHAMPIONS  
1986
- 1987
- 1991
- 1995
- 1999
- 2005
- 2006
- 2007
- 2008
- NCAA**  
NATIONAL CHAMPIONS  
2005
- 2006
- 2007



★ Today I give my ALL for Appalachian State

**JOHN WILEY**  
DEFENSIVE COORDINATOR/DEFENSIVE BACKS  
19TH SEASON AT APPALACHIAN



★ Today I give my ALL for Appalachian State

**CHRIS MOORE**  
RUNNING BACKS  
15TH SEASON AT APPALACHIAN

**COACHING EXPERIENCE**

- 1987-88 ..... Texas (Defensive Backs)
- 1989-90 ..... Appalachian State (Defensive Backs)
- 1991 ..... Iowa Wesleyan (Defensive Backs and Special Teams)
- 1992 ..... Valdosta State (Defensive Backs and Special Teams)
- 1993-pres..... Appalachian State (Defensive Coordinator/Defensive Backs)

**COACHING ACCOMPLISHMENTS**

- Owns the longest tenure of any current ASU assistant coach.
- Has spent his entire 22-year career mentoring defensive backs.
- Seven Appalachian defensive backs have earned all-American recognition during his career, including 2008 consensus first-team honoree **Mark LeGree**.
- Has produced 30 all-Southern Conference defensive backs.
- As the Mountaineers' secondary coach, five of his players have been selected in the NFL Draft (**Keith Collins** — 1990; **Gary Dandridge** — 1992; **Matt Stevens** — 1996; **Corey Hall** — 2001; **Corey Lynch** — 2008).
- Under his tutelage, Lynch became ASU's all-time leader in takeaways with 31 and the all-time FCS leader with 52 passes defended.
- A season ago, LeGree broke the 35-year-old ASU record for single-season interceptions with 10. The sophomore and first-year starter (playing the same position as Lynch) surpassed the previous school record by two and also matched the SoCon single-season records previously attained in 1972 and '75.
- Has led the Mountaineers to two SoCon total defense titles (2000, 2006).
- Apps have been voted SoCon Defensive Player of the Year eight times during his tenure as defensive coordinator, including each of the last three years: **Dexter Coakley** — 1994-96; **Josh Jeffries** — 2002; **K.T. Stovall** — 2003; **Marques Murrell** — 2006; **Corey Lynch** — 2007; **Jacque Roman** — 2008.
- Has overseen the development of 81 all-league selections during his tenure as Appalachian's defensive coordinator, including seven honorees in 2008.
- Coached in the 1987 Bluebonnet Bowl as an assistant at Texas.
- Worked with defensive secondary and special teams at Iowa Wesleyan that was ranked as high as No. 5 in NAIA and advanced to the national playoffs in 1991.
- Served as defensive backs and special teams coach for Valdosta State team that finished 1992 ranked in the Top 20 in NCAA Division II.




**COACHING EXPERIENCE**

- 1995-98 ..... Appalachian State (Student Assistant)
- 1999-2000 ..... Appalachian State (Defensive Assistant)
- 2001-2004 ..... Appalachian State (Linebackers)
- 2005-pres..... Appalachian State (Running Backs)

**COACHING ACCOMPLISHMENTS**

- Despite the unit suffering a plethora of injuries throughout the season, oversaw a corps of running backs that combined to rush for 1,745 yards and 22 touchdowns in 2008.
- Spent the previous three seasons coaching ASU's all-time leading rusher **Kevin Richardson**.
- Under Moore's watch, Richardson not only set school records for rushing yards and touchdowns in a season and career, but also set the NCAA Div. I FCS record for rushing touchdowns in a season with 30 in 2006.
- Richardson earned all-America and all-conference recognition three times — as well as being named the 2006 SoCon Offensive Player of the Year — under Moore's tutelage.
- In 2005, Moore's first season on the offensive side of the ball, ASU's rushing attack averaged 193.3 yards per game on the ground, an improvement of over 90 yards per game from the previous year.
- Mentored at least one all-SoCon linebacker in each of his four seasons coaching the position.
- Twenty-two Mountaineers were named all-conference over his time as a defensive assistant, most notably two-time Buck Buchanan Award-winner **Dexter Coakley**.
- Has been a full-time member of the staff for nine seasons after spending his first four years at ASU as a student assistant.



**PLAYING EXPERIENCE: TEXAS TECH (1993), STEPHEN F. AUSTIN (1994)**

- A three-time all-district performer at Coronado (Texas) High School prior to stints at Texas Tech and Stephen F. Austin.
- Earned all-area honors each of his final two prep seasons.
- A 1,000 yard rusher each of his three H.S. campaigns, Moore also earned two letters in track and field.

**PERSONAL**

**Hometown:** Lubbock, Texas  
**Education:** Bachelor's degree, Appalachian State, 1999  
**Marital Status:** Married to the former Tracy Robinson  
**Children:** 2 — Daughters: Chelsea Moore and Mikalla Shepherd  
**Note:** Moore is the son of Appalachian head coach Jerry Moore.



*The Moore Family: Tracy, Mikalla and Chris*

**PLAYING EXPERIENCE: EAST TEXAS STATE (1980-83)**

- Three-year letterwinner for the Lions from 1982-84.
- Member of the 1983 Lone Star Conference championship squad.

**PERSONAL**

**Hometown:** Texas City, Texas  
**Education:** Bachelor's degree, East Texas State, 1984  
**Marital Status:** Married to the former Kelly Ponder  
**Children:** 3 — Daughter: Megan; Sons: Jax and Luke  
**Note:** Kelly Wiley was a four-year member of the Appalachian State University cheerleading squad, including the Mountaineers' 1989 UCA national championship team.



*The Wiley Family: John and Kelly, Jax, Megan and Luke*

**SOCON**  
CHAMPIONS

1986

1987

1991

1995

1999

2005

2006

2007

2008

**NCAA**  
NATIONAL CHAMPIONS

2005

2006

2007





**DALE JONES**  
LINEBACKERS  
14TH SEASON AT APPALACHIAN

**COACHING EXPERIENCE**

- 1989.....Tennessee (Defensive Assistant)
- 1990.....Parma Panthers (Defensive Coordinator)
- 1991.....Florida (Defensive Assistant)
- 1991-95.....Georgia Military (Linebackers and Defensive Backs)
- 1992-95.....Georgia Military (Defensive Coordinator)
- 1996-2004.....Appalachian State (Defensive Line/Special Teams)
- 2005-pres.....Appalachian State (Linebackers)

**COACHING ACCOMPLISHMENTS**

- Coached his third SoCon Defensive Player of the Year last season — middle linebacker **Jacque Roman**.
- ASU linebackers have been honored as all-conference selections seven times in his four seasons as LBs coach, including recognition for all three starters in '08 – Roman, **Pierre Banks** and **D.J. Smith**.
- Has mentored seven all-Americans and 16 all-conference honorees in 12 seasons at ASU. Roman (first team) and Banks (third team) both received all-America recognition a season ago.
- As ASU's defensive line coach, helped Mountaineers earn SoCon Defensive Player of the Year accolades in back-to-back seasons (**Josh Jeffries** — 2002 and **K.T. Stovall** — 2003).
- Coached two-time consensus All-American **Josh Jeffries** to the program's career quarterback sacks records.
- In last season with defensive linemen, mentored **Marques Murrell** to 2004 SoCon sacks title.
- In 2001, coached one of the best defensive lines in the nation, with two Mountaineers receiving All-America plaudits.
- Instructed six defensive linemen to all-America honors and 15 to all-Southern Conference recognition as App's defensive line coach.
- Coached eight defensive linemen that went on to the NFL.
- Named 2002 Special Teams Coordinator of the Year by *American Football Monthly*.



**PLAYING EXPERIENCE: TENNESSEE (1983-86)**

- Four-year starter at outside linebacker for the Volunteers.
- Named to Tennessee's All-Time Football Team for the program's 100 years of intercollegiate football in 1990.
- Earned All-SEC honors in 1985 and '86.
- Honored as a *Playboy* All-American as a senior.
- Tabbed the Southeastern Conference (SEC) Lineman of the Year by the Atlanta Touchdown Club in 1986.

**PERSONAL**

**Hometown:** Cleveland, Tenn.  
**Education:** Bachelor's degree, Tennessee, 1988  
**Marital Status:** Married to the former Donna Hall  
**Children:** 1 — Daughter: Brooke  
**Note:** One of 13 children, Jones has six brothers and six sisters.



*The Jones Family: Donna, Brooke and Dale*




**SHAWN ELLIOTT**  
OFFENSIVE LINE  
13TH SEASON AT APPALACHIAN

**COACHING EXPERIENCE**

- 1997-98.....Appalachian State (Defensive Assistant)
- 1999-2000.....Appalachian State (Tight Ends)
- 2001-pres.....Appalachian State (Offensive Line)

**COACHING ACCOMPLISHMENTS**

- Mentored right tackle **Jonathan Bieschke** to first-team all-America recognition in '08 — the 11th all-America honor earned by an ASU offensive lineman since Elliott took over as line coach in 2001 (**Kerry Brown** — 2006 and '07; **Tyler Elkins** — 2000 and '01; **John Holt** — 2007; **Matt Isenhour** — 2005 and '06; **Joe Patrick** — 2002; **Wayne Smith** — 2001; **Scott Suttle** — 2006).
- From 2005-07, coached three-consecutive SoCon Jacobs Blocking Trophy recipients: **Matt Isenhour** (2005) and **Kerry Brown** (2006 and '07).
- Wayne Smith** went on to be the first pick of the 2003 Canadian Football League Draft by the Hamilton Tiger-Cats.
- Spent two seasons coaching current NFL free agent tight end **Daniel Wilcox**, who caught 46 passes for ASU, including seven for touchdowns, on his way to all-America honors in 2000.
- One of three Appalachian coaches to earn the NCAA's Award of Valor for their efforts in rescuing two individuals from a car accident on Oct. 1, 2000 (*see p. 156 for details*).
- Instrumental in operating the Mountaineers' annual summer camp programs.



**PLAYING EXPERIENCE: APPALACHIAN, 1991-95**

- Was the first player in school history to appear in the NCAA Division I-AA playoffs in four separate seasons (1991, 1992, 1994 and 1995).
- Four-year letterwinner for the Black and Gold.
- Member of two Southern Conference championship teams (1991 and 1995).
- Co-captain of the Mountaineers' 1995 squad that finished 12-1.
- An all-Southern Conference selection at defensive end in 1995.
- In his four seasons as a player, the Mountaineers posted a combined record of 36-14.

**PERSONAL**

**Hometown:** Camden, S.C.  
**Education:** Bachelor's degree, Appalachian State, 1996  
**Marital Status:** Married to the former Summer Scruggs  
**Children:** 2 — Daughter: Maddyn; Son: Max  
**Note:** Summer graduated from Appalachian and was ASU's women's tennis Most Valuable Player in 1998.



*The Elliott Family: Shawn, Maddyn, Max and Summer*



SR. LB  
JACQUE  
ROMAN

**SOCON**  
CHAMPIONS  
1986

1987

1991

1995

1999

2005

2006

2007

2008

**NCAA**  
NATIONAL  
CHAMPIONS

2005

2006

2007



★ Today I give my ALL for Appalachian State

**MARK SPEIR**  
DEFENSIVE ENDS/RECRUITING COORDINATOR  
7TH SEASON AT APPALACHIAN



★ Today I give my ALL for Appalachian State

**BRAD GLENN**  
QUARTERBACKS  
5TH SEASON AT APPALACHIAN

**COACHING EXPERIENCE**

- 1986-89 .....Clemson (Student Assistant)
- 1991-93 .....Western Carolina (Running Backs)
- 1994 .....Western Carolina (Outside Linebackers)
- 1995-96 .....Western Carolina (Defensive Line/Recruiting Coordinator)
- 1997-99 .....Presbyterian (Defensive Line/Strength and Conditioning)
- 2000-01 .....Elon (Running Backs/Special Teams/Recruiting Coordinator)
- 2002 .....Elon (Defensive Line/Recruiting Coordinator)
- 2003-04 .....Appalachian State (Running Backs)
- 2005-09 .....Appalachian State (Defensive Line)
- 2004-pres.....Appalachian State (Recruiting Coordinator)
- 2009- .....Appalachian State (Defensive Ends)

**COACHING ACCOMPLISHMENTS**

- In first three seasons on defensive side of the ball at ASU, defensive linemen earned all-America honors five times.
- Has coached multiple linemen to all-conference recognition each of the past three seasons, including 2008 honorees **Jabari Fletcher** (first team) and **Anthony Williams** (second team).
- In 2005, first-team all-Americans **Jason Hunter** and **Marques Murrell** tied for the conference lead in sacks (13 each) and accounted for six defensive touchdowns between the two of them in 2005. Murrell went on to lead the nation with 13 sacks again in '06.
- Boasts eight years of experience as a recruiting coordinator. Each of the last four incoming crops of Mountaineer freshmen are widely considered to be among the top NCAA Division I FCS recruiting classes in the nation.
- Worked with the defensive line for a Presbyterian team that in 1998 led all of college football in takeaways (48).
- Mentored three all-South Atlantic Conference players while at Presbyterian.
- Coached a pair of All-Southern Conference running backs at archival Western Carolina.
- In 1992, coached Western Carolina's first 1,000 yard rusher in 15 years.
- Studied the coaching industry as a student at Clemson.
- Participated in four bowl games (two Citrus Bowls and two Gator Bowls) as a student-assistant coach.
- While at Clemson, the Tigers won three Atlantic Coast Conference titles in four years.



**COACHING EXPERIENCE**

- 1995-2000 .....Greer (S.C.) H.S. (Quarterbacks/Offensive Coordinator)
- 2001 .....Elon (Tight Ends)
- 2002-03 .....North Greenville College (QB's/Offensive Coordinator)
- 2004 .....Seneca (S.C.) H.S. (Wide Receivers/Off. Coordinator)
- 2005 .....Appalachian State (Tight Ends)
- 2006-2008 .....Appalachian State (Slot Receivers)
- 2009- .....Appalachian State (Quarterbacks)

**COACHING ACCOMPLISHMENTS**

- In his three seasons working with ASU's wide receivers, Mountaineer pass-catchers have brought home all-conference recognition three times.
- Thanks in large part to his work with the passing game, ASU ranked third nationally in pass efficiency (165.84).
- In his first season on the Mountain (2005), coached first-team all-Southern Conference tight end **Daniel Bettis**. In 2005, Bettis hauled in 28 receptions. Eight of those 28 catches were for touchdowns, good for an amazing 29 percent of his total receptions.
- Helped lead Greer High School to back-to-back South Carolina Upper-State runner-up finishes in 1999 and 2000, posting a 25-3 overall record during that stretch.



**PERSONAL**

**Hometown:** Seneca, S.C.  
**Education:** Bachelor's degree, Clemson, 1995  
**Marital Status:** Married to the former Anna Thompson  
**Children:** 2 — Daughters: Zoey and Landry  
**Notes:** In his one season at Elon (2001) was on a staff with current ASU assistant Mark Speir and former ASU split ends coach Lonnie Galloway.



The Glenn Family: Brad, Zoey, Landry and Anna

**PERSONAL**

**Hometown:** Kannapolis, N.C.  
**Education:** Bachelor's degree, Clemson, 1990; Master's degree, Western Carolina, 1994  
**Marital Status:** Married to the former Paige Holt  
**Children:** 2 — Sons: Zeb and Jackson  
**Notes:** Completed the 2008 Music City Marathon in Nashville in 4:01 and the 2009 Boston Marathon in 3:59. In doing so, he raised nearly \$30,000 to rebuild a Christian hospital in Bangladesh.



The Speir Family: Zeb, Jackson, Paige and Mark

**SOCON**  
CHAMPIONS

1986

1987

1991

1995

1999

2005

2006

2007


2008

**NCAA**  
NATIONAL CHAMPIONS

2005

2006

2007



★ Today I give my ALL for Appalachian State

**JASON BLALOCK**  
DEFENSIVE TACKLES  
4TH SEASON AT APPALACHIAN

**COACHING EXPERIENCE**

2004-06.....Appalachian State (Defensive Assistant)  
2007-08.....Newberry (Defensive Line)  
2009-.....Appalachian State (Defensive Tackles)

**COACHING ACCOMPLISHMENTS**

- Helped Appalachian win two national championships during first stint on the coaching staff (2004-06).
- As a defensive assistant, helped oversee a unit that led the Southern Conference in scoring defense in 2005 and '06.
- The Mountaineers boasted one of the top defenses in SoCon history in 2006, leading the league in scoring, rushing, passing and total defense.
- Helped coach Newberry to a 15-6 record in two seasons with the Indians, including a 9-2 record and No. 19 final national ranking (NCAA Division II) in 2007.
- Mentored three all-South Atlantic Conference honorees at Newberry, including two in 2008.



**PLAYING EXPERIENCE:**

**APPALACHIAN (2000-03)**

- Saw action in every game over his final three years.
- Registered 37 tackles, including six for loss in 2003.
- Notched a safety in the final game of his career.
- Top performance of his career came in the 2003 victory over Georgia Southern, when he totaled seven tackles.
- Collected the lone interception of his career in the 2003 season opener at Hawaii.
- Member of Mountaineer squads that advanced to the I-AA playoffs each of his first three seasons (2000, 2001, 2002).
- Played alongside four All-American defensive linemen while wearing a Mountaineer uniform.

**PERSONAL**

**Hometown:** Hurdle Mills, N.C.  
**Education:** Bachelor's degree, Appalachian, 2004  
**Marital Status:** Married to the former Susan Hopkins



★ Today I give my ALL for Appalachian State

**JOHN HOLT**  
TIGHT ENDS  
2ND SEASON AT APPALACHIAN

**COACHING EXPERIENCE**

2008.....Appalachian State (Offensive Quality Control)  
2009-.....Appalachian State (Tight Ends)

**COACHING ACCOMPLISHMENTS**

- In his first season as a coach, helped mentor an ASU offense that ranked among the nation's top 10 in scoring, rushing, pass efficiency and total offense.
- Worked specifically with ASU's offensive line in 2008, which featured two all-Americans and four all-Southern Conference performers.



**PLAYING EXPERIENCE:**

**APPALACHIAN (2004-07)**

- Appeared in 55-of-56 games for the Mountaineers from 2004-07.
- Made 20 starts, including all 15 as a senior.
- A versatile lineman, made starts and saw significant playing time at right guard and both tackle positions during the course of his collegiate career.
- Served as team co-captain as a senior.
- Was part of three-staright national-champion teams from 2005-07.

**PERSONAL**

**Hometown:** Leicester, N.C.  
**Education:** Bachelor's degree, Appalachian, 2008  
**Marital Status:** Single  
**Notes:** Brother, Sherman, is a sophomore offensive lineman at ASU.



Led by defensive coordinator John Wiley, who's in his 19th year on Jerry Moore's staff, Appalachian's assistant coaches boast a combined 114 years of coaching experience on the collegiate level.



JR. DB MARK LEGREE

**SOCON**  
CHAMPIONS  
1986

1987

1991

1995

1999

2005

2006

2007

2008

**NCAA**  
NATIONAL CHAMPIONS  
2005

2006

2007



★ Today I give my  
ALL for Appalachian State

**LANCE TAYLOR**  
WIDE RECEIVERS  
1ST SEASON AT APPALACHIAN

**COACHING EXPERIENCE**

- 2007.....Citronelle (Ala.) H.S. (Wide Receivers)
- 2008.....Alabama (Graduate Assistant)
- 2009-.....Appalachian State (wide receivers)

**COACHING ACCOMPLISHMENTS**

- Served as an offensive graduate assistant for 2008 Alabama squad that won its first 12 games and carried the nation's No. 1 ranking into the SEC Championship Game.
- Crimson Tide won the SEC West Division title and received berth in the 2009 Sugar Bowl.
- Helped coach Alabama offense that ranked among the nation's top 35 in rushing and scoring.



**PLAYING EXPERIENCE:**

**ALABAMA (2000-03)**

- Arrived on Alabama's campus as a walk-on but worked his way to becoming a vital special-teams contributor for the Crimson Tide.
- Was nominated to be a team captain as a senior (2003).
- Blocked one punt and returned another for a touchdown versus Oklahoma in 2002.
- Recipient of team's Charlie Compton Award for displaying the squad's most Christian attitude, on and off the field.
- Played professionally for the Colorado Crush and Columbus Destroyers of the Arena Football League and Green Bay Blizzard and Louisville Fire of AL2 from 2003-07.
- Playing career came to a close when he suffered a knee injury while trying out for the All-America Football League in 2007.

**PERSONAL**

**Hometown:** Citronelle, Ala.  
**Education:** Bachelor's degree, Alabama, 2004  
**Marital Status:** Single  
**Notes:** Father, James, played running back under legendary coach Bear Bryant at Alabama in the early 1970s and was a member of the Crimson Tide's 1973 national championship team ... Taylor played for four head coaches in four years at UA.



★ Today I give my  
ALL for Appalachian State

**JAY SUTTON**  
ASSOCIATE ATHLETICS DIRECTOR  
10TH YEAR AT APPALACHIAN

Former Appalachian all-American Jay Sutton is in his 10th year as a member of the ASU athletics staff and his fifth year as an associate athletics director. He serves as the administrative liaison to the Mountaineer football program.

A four-year football letterwinner at Appalachian from 1993-96, Sutton started his professional career at Appalachian in 2000, serving in ASU's office of academic services for student-athletes. In 2002, he was promoted to coordinator of academic services for student-athletes, a position he held until his current appointment.

Sutton graduated from Appalachian in 1997 with a bachelor's degree in physical education and earned a master's degree in counseling from UNC Greensboro in 2000.

A third-team all-American in 1996, Sutton was a three-year starter at place kicker for the Mountaineers. He was a two-time all-Southern Conference honoree and is still the program's all-time leader for field-goal percentage in a season (.867 — 1996) and career (.757).

A native of Wingate, N.C., Sutton resides in Boone with his wife, Lindsay.



★ Today I give my  
ALL for Appalachian State

**JEFF DILLMAN**  
DIRECTOR OF STRENGTH AND CONDITIONING  
4TH YEAR AT APPALACHIAN

Appalachian alumnus Jeff Dillman is in his third season as the head of Appalachian's strength and conditioning program.

Dillman came back to his alma mater after a three-year stint as an assistant strength and conditioning coach at LSU. At LSU, he oversaw the strength and conditioning programs for the Tigers' men's and women's basketball squads that both reached the Final Four in 2006.

Prior to his arrival at LSU, Dillman spent 18 months as an assistant strength and conditioning coach at Louisiana-Monroe, where he worked with 10 of the Indians' teams, including the top assistant to the school's football strength program.

The Rockingham, N.C. native began his collegiate career at Elon, where he lettered twice on the gridiron before transferring to Appalachian, where he earned two more letters and was a member of the Mountaineers' 1999 Southern Conference championship squad. He spent two years as a student assistant coach with both the strength and conditioning program and football team before earning a bachelor's degree in 2001.

Dillman and his wife, Jeanne, reside in Boone.



★ Today I give my  
ALL for Appalachian State

**JOHN MARK HAMILTON**  
DEFENSIVE ASSISTANT  
1ST SEASON AT APPALACHIAN



★ Today I give my  
ALL for Appalachian State

**JUSTIN SMITH**  
HEAD FOOTBALL ATHLETIC TRAINER  
3RD YEAR AT APPALACHIAN



★ Today I give my  
ALL for Appalachian State

**KIM SHERRILL**  
ASSISTANT ACADEMIC COORDINATOR  
5TH YEAR AT APPALACHIAN



★ Today I give my  
ALL for Appalachian State

**JOSH THOMPSON**  
DIRECTOR OF TEAM SERVICES  
1ST YEAR AT APPALACHIAN



★ Today I give my  
ALL for Appalachian State

**JAKE STROOT**  
FOOTBALL VIDEO COORDINATOR  
11TH YEAR AT APPALACHIAN



★ Today I give my  
ALL for Appalachian State

**DENISE WATSON**  
FOOTBALL SECRETARY  
10TH YEAR AT APPALACHIAN

**SOCON**  
CHAMPIONS  
1986

1987  
1991  
1995  
1999  
2005  
2006  
2007  
2008

**NCAA**  
NATIONAL CHAMPIONS  
2005  
2006  
2007



★ Today I give my ALL for Appalachian State

**CHARLIE COBB**  
 DIRECTOR OF ATHLETICS  
 5TH YEAR AT APPALACHIAN

In his first four years at Appalachian State University, director of athletics Charlie Cobb has led the department to unparalleled success.

The many achievements enjoyed by Appalachian athletics during the first 48 months of Cobb's tenure include:

- Three NCAA Division I football national championships — marking the first time that any program has ever won three consecutive NCAA Division I Football Championship Subdivision (FCS — formerly Division I-AA) and the first NCAA football titles ever won by a team from the state of North Carolina at any level.
- Shattering regular-season attendance records at "The Rock" with a school-record 28,227 fans per game piling into Kidd Brewer Stadium during the 2008 regular season — more than 140 percent of the stadium's '08 seating capacity of 16,650.
- A 298-percent increase in football season-ticket sales since his arrival in 2005.
- Four consecutive Commissioner's Cup championships — recognizing the top overall men's sports program in the Southern Conference.
- Two Germann Cup championships — recognizing the top overall women's sports program in the Southern Conference.
- 35 percent of the athletics department's students making the Academic Honor Roll (minimum GPA of 3.25).
- Five teams (men's basketball, women's cross country, field hockey, women's indoor and outdoor track and field) earning public recognition awards, based on being among the nation's top 10 percent in their respective sports based on Academic Progress Rate (APR) scores.
- The Yosef Club, which provides scholarships for student-athletes, raising nearly \$2.5 million in 2008-09 — reaching the \$2 million threshold for the second-straight year time and up over \$1.8 million from the year before Cobb's arrival.
- Appalachian's athletics annual budget increasing from \$7.5 million in Cobb's first year to \$11 million in 2009-10.

Additionally, Cobb has spearheaded Appalachian's \$50 million facilities enhancement campaign, which will come to fruition this fall with the completion of the centerpiece of the campaign, the 120,000-square-foot Kidd Brewer Stadium Complex. The seven-story complex, located behind KBS's west stands, includes new football offices and locker room, a strength and conditioning center, training facilities, academic study space and computer lab for all ASU student-athletes, as well as premium seating in the form of 600 club-level seats and 18 suites

The facilities enhancements has also included other significant renovations to The Rock. A new ticket plaza, which serves as a grand entrance to the stadium, as well as ornamental fencing that replaced the chain-link barriers that used to surround the stadium and field were completed before the 2007 season, while a 4,400-seat upper deck on the stadium's east side and substantial upgrades to the east and south concourses were completed prior the '08 campaign.

In addition to the renovations to Appalachian's most visible athletics facility, the campaign has also produced new homes for Mountaineer baseball (Jim and Bettie Smith Stadium), softball (Sywassink/Lloyd Family Stadium) and soccer (at the Ted Mackorell Soccer Complex), as well as the Apps' first-ever indoor practice facility (Sofield Family Indoor Practice Facility) and renovations to Varsity Gym that have upgraded the facility to a premier practice and competition venue for ASU basketball,

indoor track and field, volleyball and wrestling.

While Cobb is quick to point out the "total team effort" put forth to achieve the many successes that have been enjoyed since he began his tenure as ASU's director of athletics on July 1, 2005, it is the experience, vision and work ethic of the 41-year-old Cobb that has steered the Mountaineers to new heights.

Prior to his arrival in Boone, Cobb was a member of the athletics department at North Carolina State University from 1998-2005.

A four-year football letterwinner at NC State from 1987-90, Cobb served as the Wolfpack's senior associate athletics director for external operations for the seven years prior to his arrival in Boone. In that role, he oversaw NC State's marketing, ticket operations, media relations and student-athlete development operations, as well as serving on the department's compact strategic planning initiative, gender equity and facilities committees.

During his tenure, NC State increased football season-ticket sales by 87 percent and men's basketball season-ticket sales by 121 percent. The combined ticket revenues accounted for an annual increase of over 86 percent for Wolfpack athletics, generating more than \$6 million for the department.

In addition, Cobb served as NC State's administrator for baseball and women's soccer, tournament manager for the 2004 NCAA men's basketball first and second rounds at the RBC Center and the chair for the southeast region of the NCAA women's soccer committee.

Prior to returning to his alma mater in '98, Cobb spent six years in Atlanta, Ga., where he held positions with the Atlanta Sports Council, the Chick-Fil-A Peach Bowl and the Georgia Dome. As an assistant executive director for the Atlanta Sports Council and the Peach Bowl, he helped coordinate Atlanta's bid for the 2002 NCAA men's basketball Final Four and handled all game and event operations for the Peach Bowl.

As sales manager for the Georgia Dome from 1994-97, Cobb helped procure events such as the Southeastern Conference football championship, the SEC and Atlantic Coast Conference men's basketball tournaments, NCAA men's basketball championship events, Georgia High School Association football playoffs, major concerts and other college and amateur sporting events.

Cobb graduated with honors with a B.A. in business administration from NC State in 1990. A second-team all-ACC honoree at center as a senior, Cobb was an academic all-ACC selection and collected the prestigious Jim Tatum Award, presented to the ACC football senior with the highest grade point average, and the Bob Warren Memorial Award, given to the Wolfpack football player that displays the highest integrity and sportsmanship.

After receiving post-graduate scholarships from both the ACC and NFL Charities, Cobb earned a master's degree in sports administration from Ohio University in 1992.

Cobb is married to the former Lindsay Brecher, who was an all-ACC goalkeeper for NCSU women's soccer from 1988-90. They have an 11-year-old son, Harrison, and a eight-year-old daughter, Branan.



SR. DB CORTEZ GILBERT

**SOCON**  
 CHAMPIONS  
 1986

1987

1991

1995

1999

2005

2006

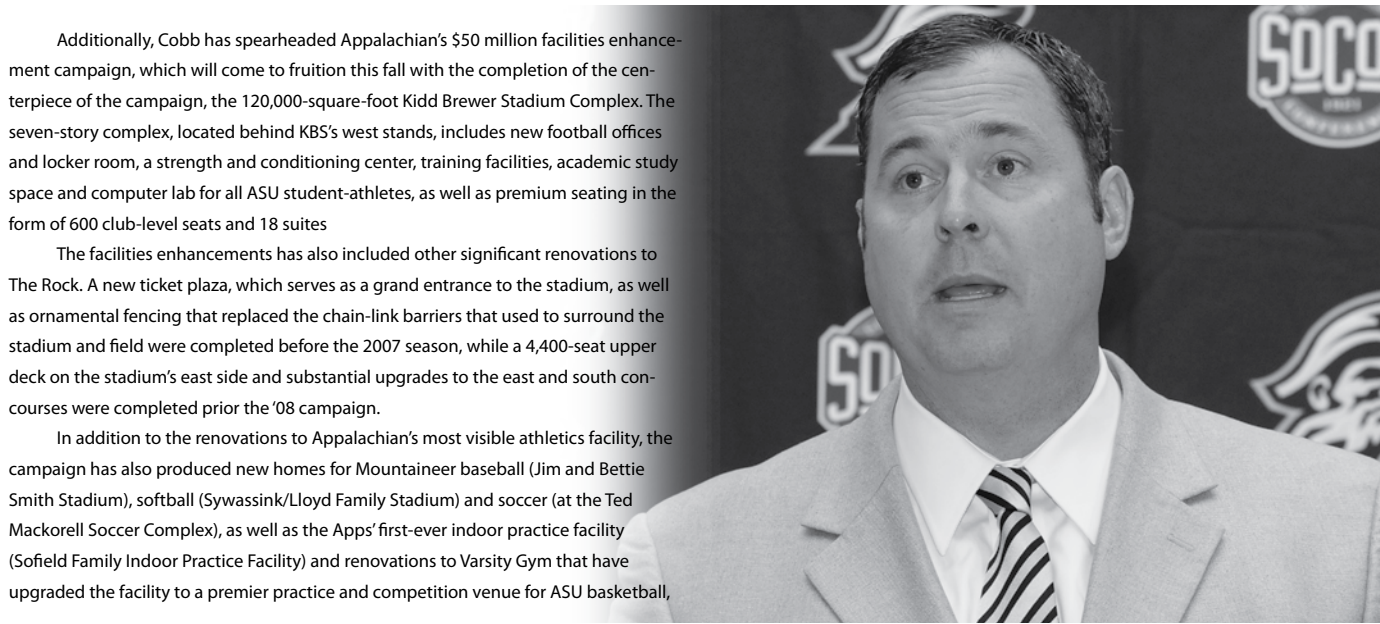
2007

2008

**NCAA**  
 NATIONAL CHAMPIONS  
 2005

2006

2007



ATHLETICS STAFF DIRECTORY

 <b>Gerald Adams</b> Director Yosef Club	 <b>Brandi Alexander</b> Head Coach Field Hockey	 <b>Gina Arnette</b> Administrative Assistant	 <b>Rick Beasley</b> Sr. Assoc. AD Development	 <b>JohnMark Bentley</b> Head Coach Wrestling	 <b>Wes Berry</b> Asst. Marketing & Promotions Dir.	 <b>Ben Blevins</b> Appalachian ISP Sports Network	 <b>Eric Bohannon</b> Intern Sports Information	 <b>Matt Boykin</b> Asst. Coach Baseball
 <b>Hallie Briggs</b> Asst. Coach Women's Soccer	 <b>Heather Brown</b> Head Coach Women's Golf	 <b>Courtney Burchett</b> Asst. Director Sports Information	 <b>Bob Campbell</b> Gen. Sales Mgr. ISP Sports	 <b>Jason Capel</b> Asst. Coach Men's Basketball	 <b>Lindsay Cobb</b> Asst. Coach Women's Soccer	 <b>Charles Cochrum</b> Assoc. Director Sports Information	 <b>Colin Crothers</b> Head Coach Women's Tennis	 <b>Amy Crumpler</b> Business Manager
 <b>Mike Curcio</b> Head Coach Cross Country	 <b>Tom Davies</b> Asst. Coach Men's Soccer	 <b>Bill Dicus</b> Head Coach Men's Golf	 <b>Teresa Eggers</b> Assistant Ticket Manager	 <b>Mike Flynn</b> Asst. AD Sports Information	 <b>Sarah Gill</b> Asst. Athletic Trainer	 <b>Matt Ginipro</b> Head Coach Volleyball	 <b>Barbara Green</b> Asst. AD Compliance	 <b>Kindsay Greene</b> Director Business Develop.
 <b>Andrea Gross</b> Asst. Coach Women's Basketball	 <b>Carrie Hanshue</b> Asst. Coach Field Hockey	 <b>Chandler Harkey</b> Appalachian ISP Video Operations	 <b>Alan Hauser</b> Faculty Athletic Rep.	 <b>Amy Herrington</b> Head Coach Softball	 <b>Troy Heustess</b> Assoc. AD Facilities	 <b>Kristin Holm</b> Asst. Athletic Trainer	 <b>David Jackson</b> Assoc. AD Public Affairs	 <b>Kyle Jahn</b> Asst. Coach Wrestling
 <b>Josh Jordan</b> Asst. Coach Baseball	 <b>Doug Justice</b> Director Game Operations	 <b>Erin Justice</b> Coordinator Student Develop.	 <b>Jamie Kachmark</b> Asst. Coach Men's Basketball	 <b>Heather Kearney</b> Assoc. Head Coach Women's Basketball	 <b>Charles Kutz</b> Admin. Asst. XC/Track and Field	 <b>Bob Lake</b> Head Coach Men's Tennis	 <b>Kiesha Mack</b> Asst. Coach Women's Basketball	 <b>Suzette Mauney</b> Athletic Development
 <b>Kim McConnell</b> Administrative Assistant	 <b>Damion McLean</b> Asst. Coach Track & Field	 <b>Matt McMahon</b> Asst. Coach Men's Basketball	 <b>Jamie Moul</b> Dir. of Athletic Training Ed. Program	 <b>Gary Murphy</b> Asst. Coach Track & Field	 <b>Matt Nelson</b> Asst. Coach Men's Soccer	 <b>Ben Newton</b> Account Executive ISP Sports	 <b>Kolby O'Donnell</b> Asst. Coach Volleyball	 <b>Robbie Ormsby</b> Asst. Coach Strength & Cond.
 <b>Shaun Pendleton</b> Head Coach Men's Soccer	 <b>Buzz Peterson</b> Head Coach Men's Basketball	 <b>Thomas Peterson</b> Grad. Asst. XC/Track and Field	 <b>Chris Pollard</b> Head Coach Baseball	 <b>Ben Popoola</b> Head Coach Women's Soccer	 <b>Elizabeth Probst</b> Assistant Ticket Manager	 <b>Jonathan Reeder</b> NCAA Continuing Eligibility Specialist	 <b>Debbie Richardson</b> Sr. Assoc. AD Sr. Woman Admin.	 <b>Jean Roberts</b> Academic Advising
 <b>Josh Robertson</b> Asst. Coach Strength & Cond.	 <b>Jason Robey</b> Head Athletic Trainer	 <b>Craig Sheffler</b> Asst. Coach Baseball	 <b>Christian Sinnott</b> Asst. Coach Wrestling	 <b>April Smith</b> Asst. Coach Track & Field	 <b>Samantha Stevens</b> Asst. A.D. Mkt., Promotions, Licensing	 <b>Cheryl Stinson</b> Asst. Coach Volleyball	<b>NOT PICTURED:</b> <b>Dr. Bob Ellison</b> , Team Physician; <b>Dr. Pat Geiger</b> , Team Physician; <b>Reggie Hunt</b> , Dir. of Student-Athlete Devel.; <b>Patrick Moree</b> , Sports Information Intern; <b>Steve White</b> , Ticket Manager	
 <b>Darcie Vincent</b> Head Coach Women's Basketball	 <b>Beth Wade</b> Asst. Coach Softball	 <b>David Ward</b> Asst. Coach Track & Field	 <b>John Weaver</b> Head Coach Track & Field	 <b>John Welch</b> Equipment Manager	 <b>Jonathan Woodard</b> Asst. Coach Softball	 <b>Lynda Young</b> Administrative Assistant		

SOCON

CHAMPIONS

1986

1987

1991

1995

1999

2005

2006

2007

2008

NCAA

NATIONAL

CHAMPIONS

2005

2006

2007

# 2009 MOUNTAINEERS





★ Today I give my ALL for Appalachian State

**MARIO ACITELLI**  
OFFENSIVE LINEMAN • 6-2 • 275 • SR.  
CHARLOTTE, N.C./CHARLOTTE CATHOLIC

Acitelli returned to the all-conference form that he displayed as a true freshman in 2006 with an outstanding junior season a year ago ... after battling through an injury-plagued sophomore campaign in '07, Acitelli started all 14 games at left guard last season ... with the graduation of Brad Coley, who blossomed into an all-conference performer in his own right while Acitelli was sidelined with injuries in '06, Acitelli will slide back out to the left tackle position that he manned as a rookie in '06 ... despite the position change, he is an early front-runner for the Jacobs Blocking Trophy, presented annually to the Southern Conference's top offensive lineman ... is expected to be at 100 percent for fall camp after undergoing offseason shoulder surgery.



**2008:** Rebounded from an injury-riddled sophomore campaign to start all 14 games at left guard ... played left guard, rather than the left tackle position that he earned all-conference recognition at as a freshman, due to the emergence of Brad Coley as an all-conference performer while Acitelli battled injuries in 2007 ... did see some consistent action at tackle when Pat Mills would enter the game at left guard to spell Coley, at which time Acitelli would slide over to tackle ... graded out at 80 percent or better in 7-of-8 conference games ... in the only SoCon game that fell short of the 80-percent mark, he received a 79 (at Samford) ... was part of an offensive line that was the first at ASU since 1989 to sport the same starting five each week for an entire season ... earned first-team all-SoCon recognition from the league's media and coaches ... was an honorable-mention all-America nominee by *The Sports Network*.

**2007:** Appeared in just six games, making four starts ... battled through a shoulder injury to play all 72 snaps in season opener at Michigan, finishing second on the team with a 73-percent grade in the upset victory ... missed the next contest versus Lenoir-Rhyne, but returned to start each of the next two contests versus Northern Arizona and Wofford ... aggravated shoulder injury in loss at Wofford and saw action in just three plays the following week at Elon and sat out of win over Gardner-Webb ... returned at full strength for SoCon showdown versus Georgia Southern, but suffered a severe ankle injury just 12 plays into the contest ... saw action in just one game the rest of the season, ASU's triumph over Richmond in the national semifinals ... graded out at 70 percent or higher in 4-of-5 graded performances.

**2006:** Expected to redshirt at the start of fall camp, Acitelli was thrust into a starting role due to a series of injuries suffered by projected starter Kyle Knox during preseason drills ... went on to start 14-of-15 games as a true freshman at perhaps the toughest position on the offensive line, left tackle (yielded start to Knox on Senior Day versus The Citadel) ... earned second-team all-conference recognition from the league's coaches and media ... joined teammate Armanti Edwards as two of just four true freshmen to collect all-SoCon plaudits as a true freshman in '06 ... struggled a bit in first collegiate action at NC State, but rebounded to grade out at 70 percent or higher in all but two games the rest of the year ... was charged with surrendering just two sacks all season ... notched season highs for plays (61) and grade (85%) versus Mars Hill ... recorded a season-best seven knockdowns in win over Elon.

**High School:** A four-year letterwinner and three-year two-way starter for powerful Charlotte Catholic squad ... helped lead Cougars to 32-straight wins and back-to-back state championships in 2004 and '05 ... voted school's first-ever all-American and first all-state selection in 28 years ... a two-time all-state and three-time all-conference honoree ... was also an all-state performer in lacrosse ... helped lead squad to LAX state



ACITELLI

title as a junior ... Wendy's High School Heisman nominee ... compiled a 4.1 grade point average.

**Personal:** Full name is Mario Adam Acitelli ... born Oct. 3, 1988 (turns 21 during season) ... son of Beth and A.J. Acitelli ... is one of four children ... sister, Rachele, is a cheerleader at North Carolina ... first cousin, Adam Kassouf, is a defensive back/punter for the Mountaineers ... majoring in computer information systems ... aspires to be a coach.



★ Today I give my ALL for Appalachian State

**CEDRIC BAKER**  
RUNNING BACK • 5-9 • 175 • SO.  
WILMINGTON, N.C./NEW HANOVER

Former walk-on continues to impress the ASU coaching staff with his work ethic and athletic ability ... earned a scholarship during fall camp prior to last season ... made the most of a limited amount of playing time a year ago but will have to continue to battle for carries in ASU's loaded backfield ... speed makes him a possibility to contribute on special teams.

**2008:** Saw action in 10-of-12 regular-season games ... carried the ball just 19 times but rushed for 183 yards, good for an amazing 9.6 yards per carry ... yards per rush was the highest on the team among those with at least 10 carries ... toted the ball for the first time in the home opener versus Jacksonville and responded with 63 yards on five carries, including a 35-yard run ... rushed only twice over the next seven contests but made the most of his opportunity to shine in the second half of ASU's blowout win over Chattanooga ... played the entire second half against the Mocs and responded with 107 yards on 12 carries in just two quarters of action ... highlighted his first-career 100-yard effort with a season-best 40-yard run ... was one of three Mountaineers to surpass the 100-yard rushing plateau at UTC (quarterbacks Armanti Edwards and DeAndre Presley were the others) ... all three reached the century mark in only one half of play.

**2007:** Redshirted.

**High School:** Rushed for 988 yards in just eight games as a senior ... ranked fourth in the state with 123.5 rushing yards per game ... scored seven touchdowns and averaged 7.0 yards per carry ... coached by Kevin Motsinger ... also lettered in basketball ... helped lead New Hanover to N.C. 4-A state championship on the hardwood in 2007.

**Personal:** Full name is Cedric Marlon Baker ... majoring in recreation management.

**BAKER'S CAREER STATISTICS**

Year	GP/GS	Rush Yards	Avg.	TD	Long	Rec.	Yds.	Avg.	TD	Long
2008	10/0	19	183	9.6	0	40	0	0	0.0	0
<b>Totals</b>	<b>10/0</b>	<b>19</b>	<b>183</b>	<b>9.6</b>	<b>0</b>	<b>40</b>	<b>0</b>	<b>0</b>	<b>0.0</b>	<b>0</b>



★ Today I give my ALL for Appalachian State

**MATT BEECHER**  
TIGHT END • 6-4 • 240 • SO.  
CONCORD, N.C./CONCORD

At 6-4, 240 pounds, boasts the largest frame among ASU's stable of tight ends ... physical size and ability will also allow him to battle for playing time as a backup to all-conference tight end Ben Jordan and on special teams.

**2008:** Saw first action of his career in home opener versus Jacksonville ... did not record any statistics.


**2007:** Redshirted.

**High School:** Caught 43 passes for 653 yards as a senior, en route to all-county and all-conference recognition ... coached by E.Z. Smith ... earned seven varsity letters at Concord H.S. — three on the gridiron, two in basketball and two in baseball.

**Personal:** Full name is Matt Sidney Beecher ... born May 1, 1989 (20 years old) ... son of Pam and Scott Beecher ... majoring in sociology.

- SOCON CHAMPIONS 1986
- 1987
- 1991
- 1995
- 1999
- 2005
- 2006
- 2007
- 2008
- NCAA NATIONAL CHAMPIONS 2005
- 2006
- 2007





★ Today I give my  
ALL for Appalachian State

**INGRAM BELL**  
DEFENSIVE BACK • 6-0 • 190 • FR.  
MURRELL'S INLET, S.C./ST. JAMES

After having his hopes of playing as a true freshman derailed by a head injury late in fall camp last year, Bell is expected to see significant playing time this season ... boasts blazing speed ... comes into fall camp listed as the backup to all-American Cortez Gilbert at left cornerback ... with a logjam at the corner positions, his biggest contribution as a redshirt frosh could come on special teams.

**2008:** Redshirted.

**High School:** Rated a three-star prospect by *Rivals.com* ... was injured for much of his senior season, totaling just 255 yards of offense ... was a standout on both offense and defense as a junior, including multiple 100-yard rushing games, in leading St. James to the state playoffs in only its third season at the varsity level ... was also St. James' leading receiver as a junior ... was a member of St. James' state championship 4x400 relay team in 2007 ... coached by Billy Hurston ... graduated in top 10 percent of class ... was a member of Palmetto Boys State and Palmetto Boys State Junior Counsel.


**Personal:** Full name is Ingram Lamar Bell ... born March 26, 1989 (20 years old) ... son of Vivian Scott ... is one of six children in his family ... majoring in technology education ... aspires to be an electrical engineer.



★ Today I give my  
ALL for Appalachian State

**MALCOLM BENNETT**  
DEFENSIVE LINEMAN • 6-2 • 279 • SR.  
COLLEGE PARK, GA./BANNEKER (GEORGIA MILITARY)

Turned in a solid junior season a year ago, his first in the Black and Gold ... was playing his best football of the season leading up to a freak ankle injury suffered during pregame warmups at Chattanooga on Nov. 8 ... was not nearly as effective following the injury ... was also bothered by a knee injury that required offseason surgery ... sat out of spring drills following the surgery ... comes into fall camp listed as the backup at right tackle, but assuming he's fully recovered from last year's ailments, will see plenty of action in ASU's tackle rotation.



**2008:** Started 13 of ASU's 14 games at left tackle ... missed only game of the season when he sustained an ankle injury during pregame warmups at Chattanooga ... production lagged following the freak injury at UTC ... had 29 tackles in the seven games leading up to the injury but made only four stops in the four games that followed it ... turned in his finest performances of the season against nationally ranked foes James Madison (five tackles), Furman (six tackles) and, particularly, No. 3 Wofford (eight tackles, including one for a loss, and a forced fumble in the 70-24, nationally televised romp) ... did not register a stop in the final two games of the regular season (Elon, at Western Carolina) but had two tackles apiece in postseason games versus South Carolina State and eventual national champion Richmond ... ranked second among ASU's interior defensive linemen with 37 tackles on the season.

**Previous College:** Rated a three-star prospect by *Rivals.com* ... had 23.5 tackles, including six-and-a-half for loss, for Georgia Military College in '07 ... coached by Bert Williams ... enrolled at ASU for 2008 spring semester and participated in spring practice.

**High School:** Played under head coach Benny Crane at Banneker H.S.


**Personal:** Full name is Malcolm Jamal Bennett ... majoring in graphic arts and imaging technology.

**BENNETT'S CAREER STATISTICS**

Year	GP/GS	Solo	Asst.	Total	TFL-Yds.	Sack-Yds.	INT	PBU	QBH	FR/FF
2008	13/13	6	31	37	2.0-6	1.0-4	0	0	2	0/1
<b>Totals</b>	<b>13/13</b>	<b>6</b>	<b>31</b>	<b>37</b>	<b>2.0-6</b>	<b>1.0-4</b>	<b>0</b>	<b>0</b>	<b>2</b>	<b>0/1</b>

**BENNETT GAME-BY-GAME**

2008	S-A-T	TFL	Sacks	QBH	PBU	Int.	FF	FR
LSU	0-3-3	0	0	0	0	0	0	0
Jacksonville	1-0-1	1	1	0	0	0	0	0
James Madison	1-4-5	0	0	0	0	0	0	0
Presbyterian	1-1-2	0	0	1	0	0	0	0
The Citadel	0-2-0	0	0	0	0	0	0	0
Samford	0-4-0	0	0	0	0	0	0	0
Ga. Southern	1-1-2	0	0	1	0	0	0	0
Furman	0-6-6	0	0	0	0	0	0	0
Wofford	2-6-8	1	0	0	0	0	1	0
Chattanooga	— DID NOT PLAY —							
Elon	0-0-0	0	0	0	0	0	0	0
W. Carolina	0-0-0	0	0	0	0	0	0	0
S.C. State	0-2-2	0	0	0	0	0	0	0
Richmond	0-2-2	0	0	0	0	0	0	0



★ Today I give my  
ALL for Appalachian State

**BOBBY BOZZO**  
DEFENSIVE LINEMAN • 6-3 • 295 • JR.  
WALDWICK, N.J./WALDWICK

New Jersey native has gained 30 pounds since his arrival on campus two years ago which will make him even more valuable in running situations ... came out of spring drills listed as a backup at left tackle, but is expected to remain a vital part of the Mountaineers' regular rotation at defensive tackle as he has been for the past two seasons.

**2008:** Production waned a bit from his impressive freshman campaign, but he remained a solid and valuable member of the regular rotation along the defensive line ... recorded seven tackles on the season, including two apiece versus nationally ranked foes Elon and Richmond.


**2007:** Appeared in 12 games, making three starts at left tackle ... was in the starting lineup for his collegiate debut at Michigan ... fared well against U-M with four tackles (three assists) ... registered four more stops and was in on his only tackle for loss of the season the following week versus Lenoir-Rhyne ... recorded season highs for total tackles (five) and solo tackles (four) at Wofford ... finished season with 20 total stops (10 solo).

**High School:** Recorded 297 tackles, 16 sacks, two forced fumbles, five fumble recoveries, an interception and five pass break-ups as a prep ... also blocked four punts on special teams ... played linebacker for three seasons before moving to nose guard as a senior ... named all-league, all-county and all-state as a junior and senior ... captained Waldwick as a senior ... also lettered in basketball and track and field ... coached by Stan Myles.

**Personal:** Full name is Robert James Bozzo... born Nov. 2, 1988 (turns 21 during season)... son of Robert and Anita Bozzo... majoring in industrial design ... aspires to work in New York City as an advertising agent ... is the first New Jersey native to don the Black and Gold since Pat O'Donnell (Basking Ridge, N.J.) in 1993.

**BOZZO'S CAREER STATISTICS**

Year	GP/GS	Solo	Asst.	Total	TFL-Yds.	Sack-Yds.	INT	PBU	QBH	FR/FF
2007	12/3	10	10	20	0.5-0	0.0-0	0	0	0	0/0
2008	12/0	4	3	7	0.0-0	0.0-0	0	0	0	0/0
<b>Totals</b>	<b>24/3</b>	<b>14</b>	<b>13</b>	<b>27</b>	<b>0.5-0</b>	<b>0.0-0</b>	<b>0</b>	<b>0</b>	<b>0</b>	<b>0/0</b>



★ Today I give my  
ALL for Appalachian State

**DEMERY BREWER**  
DEFENSIVE LINEMAN/LINEBACKER • 6-2 • 215 • SO.  
LINCOLNTON, N.C./LINCOLNTON

One of the teams most versatile athletes ... possesses the speed to be in the mix at linebacker and excel on special teams ... also packs a lot of strength into his lean frame, which makes him a candidate to see playing time at defensive end this season as well ... after working out at both positions during spring drills, he comes into fall camp listed as a backup at both left end and bandit ... has added 15 pounds to his 6-2 frame since his arrival on campus last summer.

**2008:** Saw significant playing time as a true freshman, mainly on special teams ... led all Mountaineers that did not make a start on defense with 23 tackles on the season ... registered multiple tackles in half of ASU's 14 games ... tallied a season-high five stops in 70-24 rout over No. 3 Wofford ... recorded first career sack in home-opening win over Jacksonville ... had four tackles in victory against The Citadel.



HEAD COACH  
JERRY  
MOORE

**SOCON**  
CHAMPIONS  
1986

1987

1991

1995

1999

2005

2006

2007

2008

**NCAA**  
NATIONAL  
CHAMPIONS  
2005

2006

2007

**High School:** Was a two-time all-state selection as a linebacker and tight end at nearby Lincolnton H.S. ... helped lead Lincolnton to N.C. 2-A state championship as a team captain in 2007 ... recorded 147 tackles, eight sacks, six forced fumbles and five interceptions as a senior ... also caught 35 passes for 646 yards and eight touchdowns during final prep season ... is Lincoln County's all-time leader in receptions and receiving yards ... coached by Scott Cloninger ... also lettered in basketball and baseball ... was a two-time LHS Gold Glove winner on the diamond.

**Personal:** Full name is Demery Rashad Brewer ... born Feb. 9, 1990 (19 years old) ... son of Melanie and Sheanan Givens ... majoring in athletic training.

**BREWER'S CAREER STATISTICS**

Year	GP/GS	Solo	Asst.	Total	TFL-Yds.	Sack-Yds.	INT	PBU	QBH	FR/FF
2008	13/0	12	11	23	1.0-9	1.0-9	0	0	0	0/0
<b>Totals</b>	<b>13/0</b>	<b>12</b>	<b>11</b>	<b>23</b>	<b>1.0-9</b>	<b>1.0-9</b>	<b>0</b>	<b>0</b>	<b>0</b>	<b>0/0</b>



★ Today I give my ALL for Appalachian State

**ZACH BROWN**  
**OFFENSIVE LINEMAN • 6-1 • 272 • SR.**  
**HENDERSONVILLE/NORTH HENDERSON (NC STATE)**

Spent first season with the Mountaineers participating primarily on special teams ... as a senior, the NC State transfer will continue to be a main cog on the Mountaineers' field goal/PAT units and could see increased playing time across the offensive front as well ... is listed as the backup to all-conference performer Mario Acitelli at left tackle coming into fall camp.

**2008:** Appeared in 13 games, primarily on ASU's field goal/PAT units ... saw action on the offensive line in six games ... best performance of the year came against Presbyterian, when he graded out at 83 percent over 12 snaps ... graded out at 78 percent in his two longest outings of the year — vs. Jacksonville (21 plays) and Chattanooga (18 plays).

**Previous College:** Was a member of NC State's football program from 2005-07 ... Brown's Wolfpack squared off against Appalachian in the 2006 season opener.

**High School:** Was a four-time all-conference performer at North Henderson H.S. ... also earned all-area and all-Western North Carolina recognition as a senior ... set school records for tackles in a game (26), season (148) and career (400) ... coached by Luke Manuel ... also lettered in basketball and baseball.

**Personal:** Full name is Zachary Austin Brown ... born Sept. 30, 1987 (turns 22 during season) ... son of Frank Brown ... father played offensive tackle at the University of Louisville ... brother, Travis, will attend ASU as a freshman in the fall ... majoring in construction management with a minor in business ... enjoys hunting and fishing.



★ Today I give my ALL for Appalachian State

**NICK CANEPA**  
**DEFENSIVE LINEMAN • 6-1 • 245 • FR.**  
**HUBERT, N.C./SWANSBORO**

Redshirt freshman will compete for playing time on special teams and to provide depth for the Mountaineers' very deep corps of defensive linemen.

**2008:** Redshirted.

**High School:** Was named Swansboro's most-improved player, top linebacker and Ironman Award winner in 2007 ... despite playing just two years of varsity football, earned all-conference recognition and was a Shrine Bowl candidate after tallying 60 tackles and nine sacks as a senior ... coached by Tim Laspada ... also earned three varsity letters in track and field.

**Personal:** Full name is Nicholo Antonio Canepa ... born June 26, 1990 (19 years old) ... son of Mario Canepa ... majoring in criminal justice ... is a Dean's List honoree.



★ Today I give my ALL for Appalachian State

**ROD CHISHOLM**  
**RUNNING BACK • 5-9 • 190 • FR.**  
**CHARLOTTE, N.C./INDEPENDENCE**

One of the most anticipated debuts of the 2009 season will be that of Chisholm ... a former standout at national prep power Independence H.S. in Charlotte, Chisholm's chances of contributing as a true freshman were dashed by an ankle injury sustained prior to his arrival on campus ... however, he did dazzle coaches and teammates by his performance as a scout-team running back and while working with the offense during spring drills ... despite his inexperience, Chisholm is expected to compete for playing time amongst ASU's deep group of veteran running backs this season.

**2008:** Redshirted.

**High School:** Rushed for a Mecklenburg County-record 42 touchdowns as a senior at national-power Independence ... amassed 2,496 rushing yards (7.4 yards per carry) as a senior ... helped lead Independence to its eighth-straight state championship game, but was limited to just six yards over his final game-and-a-half due to an injury suffered in state semifinals ... Shrine Bowl participant registered two 300-yard rushing games in '07 and added 215 receiving yards to his gaudy rushing totals ... named the 2006 *Charlotte Observer* Offensive Player of the Year after rushing for 2,237 yards (8.7 ypr) and 24 touchdowns as a junior at West Charlotte H.S. ... rated a two-star prospect by *Rivals.com* ... coached by Tommy Knotts.

**Personal:** Full name is Roderick JeQuan Chisholm ... born Dec. 17, 1989 (19 years old) ... son of Tawana Chisholm and James Wallace ... majoring in English.




★ Today I give my ALL for Appalachian State

**MATT CLINE**  
**WIDE RECEIVER • 5-11 • 180 • SR.**  
**THOMASVILLE, N.C./GLENN**

Veteran is one of Appalachian's most valuable and versatile offensive weapons ... in addition to being one of ASU's fastest and sure-handed receivers, he can also line up at running back and return both kickoffs and punts ... he comes into the season penciled in as the starter at the M receiver position that had been primarily manned over the past four years by now-graduated T.J. Courman ... Cline has also been identified as the backup kickoff and punt returner.

**2008:** The versatile Cline was one of only two players on the team to log rushing, receiving and return yards during the course of the season (CoCo Hillary was the other) ... on the year, he tallied 402 all-purpose yards — 119 rushing on 20 carries (5.9 ypr), 264 receiving on 19 catches and 19 on one kickoff return ... he missed the first two games of the season (LSU, Jacksonville) due to a hamstring injury and did not get a touch in limited action in his first two games back (James Madison and Presbyterian) ... however, in the next contest versus nationally ranked The Citadel, he racked up a season-high 74 all-purpose yards on five touches — four rushes, including a 22-yarder and a 25-yard touchdown reception ... he once again had five touches the following week at Samford, this time going for 44 yards ... he hauled in a 33-yard touchdown reception against Elon to help ASU wrap up the SoCon championship with a 24-16 triumph over the Phoenix ... made first-career start at running back in the next week's regular-season finale at Western Carolina and had a season-high nine touches that totaled 45 yards ... in the Apps' opening-round playoff win over South Carolina State, he helped quarterback Armanti Edwards to an ASU-record 433 passing yards with a season-best 57 receiving yards on two catches, including a season-long 35-yarder.



CLINE

- SOCON CHAMPIONS 1986
- 1987
- 1991
- 1995
- 1999
- 2005
- 2006
- 2007
- 2008
- NCAA NATIONAL CHAMPIONS 2005
- 2006
- 2007

**2007:** Saw action in seven contests ... caught four passes for 61 yards and added three rushes for 11 yards ... made second catch of his career, a six-yarder, in season opener at Michigan ... also caught passes versus Lenoir-Rhyne (11 yds.), Gardner-Webb (16 yds.) and a career-long 28-yarder against Western Carolina ... had a pair of carries for three yards versus LRC and an eight-yard run versus WCU.

**2006:** Appeared in first three games of the season as a true freshman ... had a breakout performance versus Mars Hill, catching his first-career pass for 11 yards and running twice for 10 more yards ... did not see game action again that season due to various medical ailments.

**High School:** Was a four-sport all-conference performer at Glenn H.S. as a senior ... amassed over 4,600 combined yards as a runner, receiver, passer and kick returner during his prep career, which included three years at East Davidson H.S. prior to his arrival at Glenn as a senior ... named the 2005 Piedmont Triad 3A Player of the Year ... coached at Glenn by his uncle, Dickie Cline ... also earned all-conference accolades in baseball, basketball and track.

**Personal:** Full name is Matthew Scott Cline ... born Oct. 28, 1987 (turns 22 during the season) ... son of Wanda and Frankie Cline ... majoring in management with a minor in health promotion.

**CLINE'S CAREER STATISTICS**

Year	GP/GS	Rec.	Yards	Avg.	TD	Long	Rush	Yds.	Avg.	TD	Long
2006	3/0	1	11	11.0	0	11	2	10	5.0	0	11
2007	7/0	4	61	15.2	0	28	3	11	3.7	0	8
2008	12/2	19	264	13.9	2	35	20	119	5.9	0	22
<b>Totals</b>	<b>22/2</b>	<b>24</b>	<b>336</b>	<b>14.0</b>	<b>2</b>	<b>35</b>	<b>25</b>	<b>140</b>	<b>5.6</b>	<b>0</b>	<b>22</b>



Today I give my ALL for Appalachian State

**JAMIE DeGEARE**  
 QUARTERBACK • 6-0 • 215 • SO.  
 KERNERSVILLE, N. C./GLENNE


Sophomore is looking to make an impact at quarterback in third year on the squad ... redshirted as a true freshman and missed all of last season with a knee injury ... will battle with a slew of freshmen in fall camp for the third-string quarterback job behind starter Armani Edwards and backup DeAndre Presley.

**2008:** Sat out entire season due injury (knee).

**2007:** Redshirted.

**High School:** Threw for more than 2,000 yards and 21 touchdowns as a senior, en route to being named the Piedmont Triad Offensive Player of the Year ... coached by Dickie Cline, the uncle of high-school and ASU teammate Matt Cline ... also lettered twice in basketball.

**Personal:** Full name is Jamie Landis DeGeare ... son of Brian DeGeare ... brother, Chris, plays left tackle at Wake Forest ... majoring in criminal justice ... enjoys playing video games.



Today I give my ALL for Appalachian State

**ARMANTI EDWARDS**  
 QUARTERBACK • 6-0 • 184 • SR.  
 GREENWOOD, S. C./GREENWOOD

The most decorated player in Appalachian history ... winner of the 2008 Walter Payton Award, given annually to the nation's top NCAA Division I FCS (Football Championship Subdivision — formerly Division I-AA) player ... is the clear-cut favorite to become the first two-time winner in the 23-year history of the Payton Award ... became just the sixth underclassman to take home the award when he won it in a landslide last December ... is on pace to own every record for a quarterback in ASU and Southern Conference history ... is already the school and conference's all-time leader in total offense (10,783 yards), touchdowns responsible for (109), touchdown passes (62) and rushing yards by a quarterback (3,682) ... in addition to his continued assault on the school's passing and total-offense records, Edwards needs just 1,123 rushing yards to become ASU's all-time leader in that prestigious category as well (his career average coming into the campaign is 1,227 rushing yards per season) ... poised to become one of the top two dual-threat quarterbacks in NCAA Division I history, FCS or FBS (Football Bowl Subdivision — formerly Division I-A) ... is already the only player in FCS history with 7,000 passing yards and 3,500 rushing yards in a career (fourth Division I player overall to achieve the feat) ... is on pace to join former Missouri great Brad Smith (2002-05) as the only players in Division I history with 8,000 passing yards



and 4,000 rushing yards in a career ... comes into the season ranked 17th in FCS history in total offense and, should he post numbers similar to last year, he will finish his career behind only the late Steve McNair's 16,823 yards on the FCS's all-time total-offense list ... looking to become the first four-time all-American in school history ... is the only ASU quarterback to earn all-America recognition more than once ... is 32-5 in 37 career starts ... will graduate in December, earning a bachelor's degree in graphic arts and imaging technology in just three-and-a-half years ... has fully recovered from injuries that limited his production at the end of last season, including a right knee injury that required an arthroscopic procedure in January.

**2008:** Won the Walter Payton Award (commonly referred to as the FCS version of the Heisman Trophy) in a landslide, easily out-distancing James Madison quarterback Rodney Landers with 398 total points and 53 first-place votes, compared to 290 points and 17 first-place nods for the JMU signal-caller ... was a consensus first-team All-American, receiving first-team recognition from the *Associated Press*, *American Football Coaches Association*, *Walter Camp Football Foundation*, *The Sports Network* and *College Sporting News* ... voted the Southern Conference Offensive Player of the Year by the league's coaches and media ... first-team all-SoCon honoree ... completed 196-of-306 passes for 2,902 yards and 30 touchdowns and rushed 193 times for 941 yards and 11 more scores ... set single-season school records for total offense (3,843 yards), touchdown passes and touchdowns responsible for (41) ... also established new conference single-season standards for total offense and touchdowns responsible for ... threw only two interceptions in 224 regular-season pass attempts ... put together a school-record string of 176 passes without an interception that spanned over two months, through eight full games and parts of two others ... tossed at least one touchdown pass in each of his 13 games and rushed for scores in 8-of-13 contests ... opened the season with two relatively lackluster performances at LSU (155 passing yards, 23 rushing yards) and Jacksonville (season-low 122 yards of total offense, including just 45 through the air on 3-of-8 passing) ... got off the shneid with 251 yards of offense (142 rushing, 109 passing) in the Apps' heart-breaking 35-32 setback at James Madison ... threw an interception in the fourth quarter off the loss at JMU, which is notable because it would be his last INT of the regular season ... a week later versus Presbyterian, had his best performance of the year to date (256 yards of total offense, including 220 through the air) cut short when he suffered an ankle injury midway through the third quarter ... he would show no ill effects of the injury the next week, however, as he went over the 300-yard total-offense threshold for the first time all season with 225 yards on 14-of-18 passing and 80 yards on 15 rushes in a 47-21 rout over 12th-ranked The Citadel ... Edwards was responsible for six of ASU's seven touchdowns in the win (four passing — a career high at the time — and two rushing) ... followed up the breakthrough performance versus The Citadel with back-to-back impressive showings on the road, compiling 370 yards of total offense in a 38-24 win at Samford and 333 total yards in a nail-biting 37-36 triumph at Georgia Southern ... completed 22-of-29 passes for 307 yards and three touchdowns through the air at SU ... put together a more balanced performance at GSU, passing for 176 yards and two touchdowns and rushing a career-high 33 times for 157 yards and three scores ... had a relatively pedestrian performance in the following week's home win over No. 18 Furman, completing 16-of-24 passes for 186 yards and two touchdowns and rushing for 16 more yards and another score ... as has been the case for much of his career, he saved his best performance of an outstanding October for when the spotlight was the brightest, racking up 440 yards of total offense and a career-best six touchdowns responsible for in a 70-24, nationally televised Friday night rout over No. 3 Wofford ... sliced and diced the Terrier defense to the tune of 367 yards and five touchdown strikes on 17-of-19 passing ... the five touchdown passes matched a school record and were a season high ... in the process, he became the SoCon's all-time leader in total offense, surpassing the previous conference record of 9,370 set by his predecessor as ASU's signal-caller, Richie Williams ... the sterling effort came on Halloween night in front of a school-record crowd of 30,931 and a potential television audience of over 93 million households on ESPN2 ... the career showing against the Terriers also wrapped up a spectacular month of October for Edwards ... he accounted for 1,650 yards of total offense (330 yards per game) and 24 touchdowns in five games in October, en route to being named the SoCon's Offensive Player of the Month ... other mind-blowing numbers from his amazing march included completing 81-of-112 passes (72.3 percent) without an interception, amassing 1,261 yards and 16 touchdowns through the air while throwing for multiple touchdowns in all five games, posting a 214.04 pass efficiency rating, running 91 times for 389 yards (4.3 yards per carry) and eight more scores, scoring at least one rushing touchdown in all five games and being named the SoCon Offensive Player of the Week four times ... he began November on an equally impressive note, racking up 328 yards of total offense (176 rushing, 152 passing) in the first half of ASU's 49-7 win at Chattanooga ... after leading the Mountaineers to a 35-7 halftime lead, Edwards watched the entire second half from the sideline ... the following week, he completed 12-of-14 passes for 147 yards and rushed 12 times for 104 yards to lead the Apps to a SoCon-title-clinching 24-16 win over No. 11 Elon ... the win came at a price, however, as Edwards sustained knee and hip injuries in the win that would keep him out of the regular-season finale at Western Carolina and severely limit his mobility for the rest of the season ... in the opening round of the NCAA Division I Championship versus South Carolina State, he completed a career-high 29 passes for a school-record 433 yards and four touchdowns ... however, lingering effects of the injury were still evident as he rushed for only 48 yards and threw his first two interceptions since the Sept. 20 loss at JMU ... things unraveled the following week, as the hobbled Edwards was not able to elude Richmond's pass rush and threw five interceptions — one more than his season total coming into the game — in the 33-13 loss ... with virtually no ability to escape from the pocket, was limited to three rushing yards, the lowest total of his career as a starter.

**2007:** Despite missing four-and-a-half games due to injury, hauled in a plethora of postseason honors, including first-team all-America (*College Sporting News*), second-team all-America (*The Sports Network*), National Star of the Year (*Sports Media Entertain-*



SR. QB  
ARMANTI  
EDWARDS



1986

1987

1991

1995

1999

2005

2006

2007

2008



2005

2006

2007

ment Network) and second-team all-Southern Conference (coaches) ... in just 11 starts, amassed 1,948 passing yards (10th-most in school history) and 1,588 rushing yards (the most by a QB and third-highest total by any player in school history) ... 1,588 rushing yards were the third most by a quarterback in FCS history (behind only 1,844 by Georgia Southern's Jayson Foster in 2007 and 1,602 by Southern Utah's Matt Cannon in 2000) ... 3,536 yards of total offense was good for second in school history (behind only Richie Williams' 3,745 in 2005) ... accounted for 38 touchdowns (21 rushing, 17 passing) ... ran for 100-plus yards seven times, and 200 or more on three occasions ... did not rank among the NCAA's official statistical leaders because he fell one game shy of the minimum standard of playing in 75 percent of team's games ... if he did qualify for the official national rankings, he would have finished fifth in total offense (321.5 ypg), fifth in points responsible for (20.8 ppg), sixth in rushing (144.4 ypg) and seventh in passing efficiency (159.34) ... made national headlines by accounting for 289 yards (227 passing, 62 rushing) and four touchdowns (three passing, one rushing) in ASU's 34-32 season-opening victory at Michigan ... led ASU to a 28-17 halftime lead by completing 7-of-7 passes for 129 yards and rushing eight times for 41 yards in the first half alone ... closed out the impressive performance by calmly engineering a seven-play, 69 yard drive in 1:11 that set up the game-winning 24-yard field goal with 26 seconds remaining ... opened the decisive drive by running for 18 yards, then completed five-straight passes for 51 yards to move the Apps inside the five yard line ... earned National Player of the Week recognition from *SME Network* and SoCon Player of the Week accolades for his efforts versus Michigan ... the performance in the Big House became even more legendary when it was discovered that he had aggravated a shoulder injury suffered during a preseason scrimmage during the victory and would miss the next two contests versus Lenoir-Rhyne and Northern Arizona due to the injury ... thanks to a last-minute decision by the ASU coaching staff, returned to the starting lineup versus Wofford and totaled 140 yards in just over one half of action before re-aggravating the shoulder injury on the second play of the second half ... sat out of wins over Elon and Gardner-Webb before returning to the lineup for good versus Georgia Southern ... in first full game since the win over Michigan, set an ASU quarterback record with 220 rushing yards on 29 carries and threw for 178 yards and a touchdown, but could not overcome a sub-par 10-for-21 passing effort and season-high-tying two interceptions in the 38-35 loss ... accounted for 337 yards (211 passing, 126 rushing) and two rushing touchdowns in 31-24 win at Furman ... shattered ASU's all-time single-game rushing record and SoCon record for rushing yards by a QB with 291 yards on the ground in 45-21 win at The Citadel ... ran 21 times, including a pair of touchdown carries, in the record-breaking performance ... also threw for 148 yards and two touchdowns to total 439 yards of offense, a mark which ranked fourth in school history at the time (now fifth) ... earned SoCon Player of the Week recognition for second time of the season following performance vs. The Citadel ... threw for a season-high 295 yards and completed a career-best 26 passes on 31 attempts in less than three quarters of work in a 79-35 shellacking of archrival Western Carolina ... accounted for five of ASU's 11 touchdowns in the win over WCU (three rushing, two passing) ... ran for 157 yards and four touchdowns on 25 carries in 37-17 win over Chattanooga in regular-season finale ... rushed for 132 yards and three touchdowns and completed 12-of-17 passes for 126 yards in opening-round playoff win over James Madison ... like at Michigan, engineered a scoring drive in the waning minutes to grab the victory over JMU ... on fourth-and-three from the JMU 25 with less than two minutes to play and ASU trailing 27-22, Edwards completed a 20-yard pass to Devon Moore to give the Mountaineers first-and-goal on the five ... on the next play, Edwards capped the ASU comeback with his third touchdown run of the afternoon that gave the Apps the winning points with 1:10 remaining on the clock ... racked up 347 yards of offense (221 passing, 126 rushing) and three touchdowns (two passing, one rushing) in quarterfinal win over Eastern Washington ... turned in one of the top individual performances in college football history with 313 rushing yards, 182 passing yards, good for 495 yards of total offense and seven total touchdowns (four rushing, three passing) to earn ASU's third-consecutive national championship game berth with a 55-35 win over Richmond in national semifinals ... 313 rushing yards set ASU and SoCon records for single-game rushing yards and NCAA Division I (FCS or FBS), SoCon and ASU records for single-game rushing yards by a quarterback ... also set ASU postseason records for total offense (495 yds.) and touchdowns responsible for and tied school postseason marks for rushing touchdowns and points (24) ... performance ranks second in NCAA Division I FCS/I-AA postseason history for both rushing (333 - Georgia Southern's Adrian Peterson vs. UMass, 1999) and total offense (539 - Stephen F. Austin's Todd Hammel vs. Grambling, 1989) ... followed up the record-breaking performance vs. Richmond by throwing for 198 yards and three touchdowns and rushing for 89 yards in

national title game triumph over Delaware ... in four postseason games, totaled 1,387 yards of total offense (727 passing, 660 rushing) and accounted for 16 touchdowns ... named Division I playoffs MVP by *College Sporting News*.

**2006:** Freshman phenom brought home National Freshman of the Year and all-America (*College Sporting News*) recognition as well as SoCon Freshman of the Year and first-team all-conference plaudits ... played in all 15 games, starting the final 13 ... threw for 2,251 yards and ran for 1,153 more, becoming just the fifth player in NCAA Division I history (and only the second freshman) to pass for 2,000 yards and rush for 1,000 in the same season ... joined Kevin Richardson to become the first duo in ASU history to each amass 1,000 rushing yards in the same season ... took just 10 starts to break every school record for a freshman quarterback, including passing yards (needed just six games to break previous record), total offense (6), completions (8), touchdown passes (9), rushing yards (5) and rushing touchdowns (10) ... shattered school records for rushing yards and touchdowns (15) by a quarterback of any age ... led all freshman nationally (true or redshirt) in pass efficiency, total offense and points responsible for and all true freshman in passing yardage ... joined Western Carolina's Lamont Seward (2000) as the only five-time winners of the SoCon Freshman of the Week award ... had modest results in relief stints versus NC State (8 total yards) and James Madison (33 total yds., rushing TD) ... entered the starting lineup in week three versus Mars Hill and threw for 203 yards and a touchdown and ran for 49 more yards and another score to lead the 41-0 shutout ... had a coming out party a week later in front of a national-television audience (ESPN) at Gardner-Webb ... ran 13 times for 101 yards and a score and completed 16-of-22 passes for 195 yards, two touchdowns and no interceptions en route to SoCon Freshman of the Week recognition ... would go on to collect SoCon Freshman of the Week accolades each of the next two weeks (263 total yards, 2 TD vs. Elon; 12-of-14 passing for 311 yds. and 3 TD in just one half of work in 56-21 drubbing at Chattanooga) ... also earned SoCon Fresh of the Week honors for performance in double-overtime victory at Georgia Southern (350 yds. of total offense, 2 TD) ... highlight of the 350-yard effort at GSU came when the 165-pound Edwards bowled over a GSU defender at the goal line, jarring the Eagle's helmet off his head while Edwards scored ... Edwards suffered a mild knee injury in the draining triumph in Statesboro, but showed no ill effects the following week when he led ASU to its biggest-ever win over Furman, a 40-7 rout at Kidd Brewer Stadium ... in the regular-season finale at Western Carolina, Edwards earned his fifth SoCon Freshman of the Week award by compiling 204 yards of offense and accounting for three scores in a driving rainstorm ... in his postseason debut, Edwards came up just five yards shy of a school record for total offense in a postseason game (Richie Williams, 403 vs. SIU, 2005), passing for 226 and rushing for 172 and two touchdowns to open up a 31-0 halftime lead en route to an easy 45-28 rout over No. 13 Coastal Carolina ... in the win, Edwards and Richardson became the first ASU duo in three years to rush for 100 yards apiece in the same game, a feat they accomplished again each of the following two weeks to advance to the national championship game ... Edwards ran for 105 yards and a touchdown in a 38-17 quarterfinal win over No. 18 Montana State and scored three times on 110 rushing yards in a 49-24 drubbing of fifth-ranked Youngstown State in the national semifinals ... for the first time in six games, Edwards failed to account for a TD in the national championship game, but his 227 yards of total offense were more than enough to help propel ASU to a 28-17 win over No. 3 UMass ... capped it all off by being named to ASU athletics' academic honor roll.

**High School:** Multi-talented quarterback threw for over 2,000 yards and ran for over 1,100 as a senior ... accounted for 29 touchdowns (17 passing, 12 rushing) in '05 ... played in 2005 Shrine Bowl ... began playing quarterback midway through junior season in which he threw for nearly 1,400 yards and 18 touchdowns and hauled in five passes for over 100 yards and a score at wide receiver.

**Personal:** Full name is Armanti Fredrico Edwards ... born March 8, 1988 (21 years old) ... son of Deborah A. Anderson ... cousin, Renaldo Gray, was the starting quarterback at Southern Conference-rival Furman from 2006-07 ... majoring in graphic arts and imaging technology ... a Dean's List student ... member of ASU athletics' and SoCon academic honor rolls ... is scheduled to receive his bachelor's degree in December, just three-and-a-half years after his arrival on campus ... in ASU's latest graduating class, just 2.8 percent of undergraduates received their degree in less than four years ... is a fixture in the community, spending time as a volunteer with Boone Celebrity Serve and reading at area schools and day-care centers.

**SOCON**  
CHAMPIONS

1986

1987

1991

1995

1999

2005

2006

2007

2008

**NCAA**  
NATIONAL  
CHAMPIONS

2005

2006

2007

**EDWARDS**



EDWARDS BY THE NUMBERS

IN THE ASU RECORD BOOK

Table with 4 columns: Record, Player, Year, and Value. Rows include 'TOTAL OFFENSE - CAREER' with Armanti Edwards at 10,783.

Table with 4 columns: Record, Player, Year, and Value. Rows include 'RUSHING YARDS - CAREER' with Kevin Richardson at 4,804.

Table with 4 columns: Record, Player, Year, and Value. Rows include 'PASSING YARDS - CAREER' with Richie Williams at 7,759.

Table with 4 columns: Record, Player, Year, and Value. Rows include 'RUSHING YARDS BY A QB - CAREER' with Armanti Edwards at 3,682.

Table with 4 columns: Record, Player, Year, and Value. Rows include 'RUSHING TOUCHDOWNS - CAREER' with Kevin Richardson at 66.

Table with 4 columns: Record, Player, Year, and Value. Rows include 'TOUCHDOWN PASSES - CAREER' with Armanti Edwards at 62.

Table with 4 columns: Record, Player, Year, and Value. Rows include 'TOUCHDOWNS RESPONSIBLE FOR - CAREER' with Armanti Edwards at 109.

Table with 4 columns: Record, Player, Year, and Value. Rows include 'RUSHING YARDS PER GAME - CAREER' with John Settle at 102.5.

Table with 4 columns: Record, Player, Year, and Value. Rows include 'TOTAL OFFENSE PER GAME - CAREER' with Armanti Edwards at 276.5.

Table with 4 columns: Record, Player, Year, and Value. Rows include 'TOTAL OFFENSE - SEASON' with Armanti Edwards at 3,843.

Table with 4 columns: Record, Player, Year, and Value. Rows include 'RUSHING YARDS - SEASON' with Kevin Richardson at 1,676.

Table with 4 columns: Record, Player, Year, and Value. Rows include 'RUSHING YARDS BY A QB - SEASON' with Armanti Edwards at 1,499.

Table with 4 columns: Record, Player, Year, and Value. Rows include 'PASSING YARDS - SEASON' with Richie Williams at 3,109.

Table with 4 columns: Record, Player, Year, and Value. Rows include 'RUSHING TOUCHDOWNS - SEASON' with Kevin Richardson at 66.

Table with 4 columns: Record, Player, Year, and Value. Rows include 'TOUCHDOWN PASSES - SEASON' with Armanti Edwards at 62.

Table with 4 columns: Record, Player, Year, and Value. Rows include 'RUSHING TOUCHDOWNS - SEASON' with Kevin Richardson at 30.

Table with 4 columns: Record, Player, Year, and Value. Rows include 'TOUCHDOWN PASSES - SEASON' with Armanti Edwards at 30.

Table with 4 columns: Record, Player, Year, and Value. Rows include 'TOUCHDOWNS RESPONSIBLE FOR - SEASON' with Armanti Edwards at 41.

Table with 4 columns: Record, Player, Year, and Value. Rows include 'RUSHING YARDS PER GAME - SEASON' with John Settle at 151.0.

Table with 4 columns: Record, Player, Year, and Value. Rows include 'TOTAL OFFENSE PER GAME - SEASON' with Richie Williams at 339.3.

Table with 4 columns: Record, Player, Year, and Value. Rows include 'RUSHING YARDS - GAME' with Armanti Edwards at Richmond at 313.

Table with 4 columns: Record, Player, Year, and Value. Rows include 'RUSHING YARDS BY A QB - GAME' with Armanti Edwards at Richmond at 313.

Table with 4 columns: Record, Player, Year, and Value. Rows include 'PASSING YARDS - GAME' with Armanti Edwards at SC State at 433.

AT A GLANCE
10,783
Edwards' career total offense yardage — a SoCon record and 19th in FCS history.

433
Passing yards versus SC State in 2008 NCAA Division I first round, an ASU record.

313
Rushing yards versus Richmond in 2007 NCAA Division I semifinal, the most by a quarterback in Division I, SoCon and ASU history.

276.5
Edwards' career total offense yardage per game — currently ranks second in SoCon and 23rd in FCS history.

33
Starts Edwards needed to become the SoCon's all-time total offense leader.

32-5
Edwards' career record as starting quarterback.

28
Players in NCAA Div. I FCS history with 10,000 yards of total offense in a career.

18
Players in NCAA Div. I history with 4,000 passing yards and 2,000 rushing yards in a career.

12
Players in NCAA Div. I history with 3,000 passing yards and 3,000 rushing yards in a career.

8
Players in NCAA Div. I history with 5,000 passing yards and 3,000 rushing yards in a career.

7
Players in NCAA Div. I history that have passed for 2,000 yards and rushed for 1,000 yards in the same season.

4
Quarterbacks in SoCon history with 3,000 career rushing yards.

3
Players in SoCon history that have won three-straight Offensive Player of the Week awards.

1
Players in NCAA Div. I FCS history that have passed for 7,000 yards and rushed for 3,500 yards in a career.

Edwards is one of only four in Division I (FCS or FBS) to accomplish the feat (Indiana's Antwaan Randle El, Kent State's Joshua Cribbs and Missouri's Brad Smith are the others).

IN THE NCAA RECORD BOOK

Table with 4 columns: Record, Player, Year, and Value. Rows include '10,000 YARDS OF TOTAL OFFENSE - CAREER' with Steve McNair at 16,823.

Table with 4 columns: Record, Player, School, Year, and Value. Rows include '7,000 PASSING YARDS, 3,500 RUSHING YARDS - CAREER' with Antwaan Randle El at 1998-2001.

Table with 4 columns: Record, Player, School, Year, and Value. Rows include '4000 PASSING YARDS, 2000 RUSHING YARDS - CAREER' with Prince McJunkins at 1979-82.



SR. LB JACQUE ROMAN

SOCON CHAMPIONS 1986

1987

1991

1995

1999

2005

2006

2007

2008

NCAA NATIONAL CHAMPIONS 2005


2006

2007



ELDER'S CAREER STATISTICS

Year	GP/GS	Rec.	Yards	Avg.	TD	Long	Rush	Yds.	Avg.	TD	Long
2007	13/0	4	30	7.5	0	12	0	0	0.0	0	0
2008	14/3	13	180	13.8	1	38	0	0	0.0	0	0
<b>Totals</b>	<b>27/3</b>	<b>17</b>	<b>210</b>	<b>12.4</b>	<b>1</b>	<b>38</b>	<b>0</b>	<b>0</b>	<b>0.0</b>	<b>0</b>	<b>0</b>



★ Today I give my ALL for Appalachian State

**DANIEL FINNERTY**  
DEFENSIVE LINEMAN • 6-2 • 265 • SR.  
LAWRENCEVILLE, GA./ST. PIUS X

A fierce competitor that has battled through painful shoulder injuries throughout his career ... sat out of spring drills after undergoing yet another shoulder surgery ... is expected to be at 100 percent for the open of fall camp ... is listed as a backup at left tackle but will surely see significant action as a member of ASU's defensive-line rotation ... offers coaching staff flexibility due to his ability to play both end and tackle.

**2008:** Played in all 14 games despite the ailing shoulder ... versatile lineman started at left end against Georgia Southern and at left tackle against Chattanooga and saw action at both end and tackle throughout the course of the season ... registered 19 tackles on the season, including four behind the line of scrimmage ... made at least one stop in 11-of-14 games ... matched his season high of three tackles on three occasions — vs. The Citadel, Wofford and Elon ... turned in perhaps his best performance of the year in the SoCon-title clincher against Elon with a tackle for loss to go along with the three stops.

**2007:** Played in 14-of-15 games, missing only the regular-season finale versus Chattanooga due to a shoulder injury that plagued him for much of the year and required surgery in the offseason ... made nine starts at left tackle ... had at least one tackle in every game and finished with 31 total on the season (11 solo) ... registered nine tackles for loss, good for fifth on the squad ... notched 1.5 sacks for seven yards ... turned in best performance of the season in heartbreaking 38-35 loss to Georgia Southern with four stops, including 2.5 behind the line of scrimmage ... one of the tackles behind the line of scrimmage came on third down to force a punt in the waning minutes of the game that gave ASU one last opportunity to pull out a win ... the four-tackle effort against GSU was the first of three-straight games with four stops (at Furman, at The Citadel) ... recorded first sack of the season against The Citadel ... had two TFL for 10 yards versus Western Carolina ... had multiple tackles in three of ASU's four postseason outings, including three in national semifinals against Richmond.

**2006:** Appeared in nine games as a reserve along the defensive front ... made four tackles on the season, including being in on a sack at Chattanooga ... notched a QB hurry versus The Citadel.

**2005:** Redshirted.

**High School:** Recorded 69 tackles, six sacks and 14 tackles for loss as a senior at St. Pius X in Atlanta ... also blocked three punts and a field goal on special teams ... three-year starter helped lead squad to 25-10 record from 2002-04 and spot in 2004 Georgia 4A state playoffs ... all-county selection ... coached by Paul Standard.

**Personal:** Full name is Daniel McDonald Finnerty ... born July 29, 1986 (23 years old) ... son of Linda Malone and Donald Finnerty ... majoring in criminal justice ... is nicknamed "Huck" by teammates and coaches, as in Mark Twain's classic character Huckleberry Finn.

FINNERTY'S CAREER STATISTICS

Year	GP/GS	Solo	Asst.	Total	TFL-Yds.	Sack-Yds.	INT	PBU	QBH	FR/FF
2006	9/0	2	2	4	0.5-3	0.5-3	0	0	1	0/0
2007	14/9	11	20	31	9.0-26	1.5-7	0	2	2	0/0
2008	14/2	4	15	19	4.0-9	0.0-0	0	0	6	0/0
<b>Totals</b>	<b>37/11</b>	<b>17</b>	<b>37</b>	<b>54</b>	<b>13.5-38</b>	<b>2.0-9</b>	<b>0</b>	<b>2</b>	<b>9</b>	<b>0/0</b>



★ Today I give my ALL for Appalachian State

**WILSON FITCHETT**  
LONG SNAPPER • 5-10 • 230 • SO.  
SUMMERSVILLE, S.C./SUMMERSVILLE

Walk-on was inserted into the high-pressure role of long snapper immediately upon his arrival on campus ... handled the position admirably as a true freshman ... must continue to hone his coverage skills in order to fend off challengers to the job.


**2008:** Turned in an impressive showing as a true-freshman walk-on at the very challenging position ... did not have a bad snap all season ... was in on four tackles, including two at No. 5 James Madison.

**High School:** Lettered in football and wrestling at Summerville H.S. ... coached on the gridiron by Chris McKissick.

**Personal:** Full name is Wilson McCall Fitchett ... born Jan. 27, 1990 (19 years old) ... son of Carolyn and Robert Fitchett ... majoring in exercise science ... enjoys surfing.

FITCHETT'S CAREER STATISTICS

Year	GP/GS	Solo	Asst.	Total
2008	14/0	0	4	4
<b>Totals</b>	<b>14/0</b>	<b>0</b>	<b>4</b>	<b>4</b>



★ Today I give my ALL for Appalachian State

**JABARI FLETCHER**  
DEFENSIVE LINEMAN • 6-3 • 255 • JR.  
ATLANTA, GA./GRADY

Big, powerful player moved into the starting lineup following Tony Robertson's season-ending foot injury last season has quickly developed into one of the Southern Conference's top defensive ends ... excels in pass rush ... is slated to occupy the starting position at right end with Robertson moving to the left side this season ... has added 30 pounds to his once-lanky frame since his arrival on campus.



**2008:** Slid into the starting role at right end following Tony Robertson's season-ending foot injury in week three and started each of the final 11 games of the campaign ... excelled once inserted in the starting lineup and finished the season as the team leader in tackles for loss (12.5) and tied for the team lead in sacks (6), en route to earning first-team all-conference honors from the league's coaches and media ... ranked third and fourth in the Southern Conference in TFL and sacks, respectively ... was in on at least one stop behind the line of scrimmage in all but one game following his insertion into the starting lineup ... notched a 14-yard sack in ASU's heart-stopping 37-36 win at Georgia Southern ... registered six tackles apiece in back-to-back games against Furman and Wofford ... three of the six stops against Wofford came behind the line of scrimmage ... had two sacks and forced a fumble in the SoCon-clinching victory over No. 11 Elon ... forced another fumble and tallied a season-high eight tackles in the first-round playoff win over South Carolina State ... also excelled in the classroom, earning academic all-conference recognition.

**2007:** Played in 13 games as a true freshman, including starts at right end versus Gardner-Webb, Georgia Southern and Western Carolina ... finished with 18 tackles (11 solo), including 4.5 for loss ... began career by recording three tackles, including one behind the line of scrimmage, in ASU's season-opening win at Michigan ... notched four stops and another TFL in win over Gardner-Webb ... had two stops with one for loss at Furman ... turned in best performance of the season with six tackles, including 1.5 for loss and a half sack, in win at The Citadel ... had one stop each in national semifinal win over Richmond and national championship game versus Delaware.



FLETCHER



JR. DB MARK LEGREE



- CHAMPIONS
- 1986
  - 1987
  - 1991
  - 1995
  - 1999
  - 2005
  - 2006
  - 2007
  - 2008
- NCAA NATIONAL CHAMPIONS
- 2005
  - 2006
  - 2007







★ Today I give my ALL for Appalachian State

**ED GAINEY**  
DEFENSIVE BACK • 5-11 • 190 • SO.  
WINSTON-SALEM, N.C./MOUNT TABOR



One of only two true freshman starters for the Mountaineers a season ago (DE Lanston Tanyi being the other) ... made the most of his opportunity when another true freshman, Dominique McDuffie, suffered a season-ending knee injury in practice, vacating the right cornerback position that he manned for the first three games of the season ... a week later, Gainey seized control of the position on a full-time basis and went on to earn Southern Conference all-freshman recognition ... so confident are the Mountaineer coaches in Gainey's ability that he will remain at right corner this year while McDuffie is moved to nickel.

**2008:** Played in all 14 games as a true freshman ... spent the first three games of the season mainly as a special-teams contributor ... when fellow true freshman Dominique McDuffie suffered a season-ending knee injury in practice in late September, Gainey moved to second-string at right cornerback for the Presbyterian contest ... after making seven tackles and displaying good coverage skills against the pass-happy Blue Hose,

Gainey was promoted to starter at RCB for the Oct. 4 contest versus The Citadel, and held on to the role for the rest of the year ... displayed above average skills not only as a pass-defender, but also as a tackler against the run ... despite not being in the starting lineup until the fifth game of the season, finished eighth on the team in tackles with 51 (32 solo) from his cornerback position ... broke up nine passes but did not record an interception ... notched a season-high eight tackles (seven solo) and broke up a pass in ASU's 26-14 win over No. 18 Furman ... broke up two passes in heart-stopping win at Georgia Southern and SoCon title-clinching victory over No. 11 Elon ... tallied multiple tackles in 9-of-10 games following move to the starting lineup and made at least four stops in 7-of-10 ... was one of four ASU representatives on the SoCon's inaugural all-freshman team.

**High School:** A two-time all-region selection and Shrine Bowl participant ... rated a two-star prospect by *Rivals.com* ... intercepted six passes, forced three fumbles and was team's second-leading tackler as a senior to help lead Mt. Tabor to 4-A state championship game ... led state with 13 interceptions as a junior ... coached by Barry Stewart.

**Personal:** Full name is Edward Eugene Gainey ... born June 6, 1990 (19 years old) ... son of Blanche Hope White ... major is undecided.

**GAINEY'S CAREER STATISTICS**

Year	GP/GS	Solo	Asst.	Total	TFL-Yds.	Sack-Yds.	INT	PBU	QBH	FR/FF
2008	14/10	32	19	51	0.5-0	0.0-0	0	9	0	0/0
<b>Totals</b>	<b>14/10</b>	<b>32</b>	<b>19</b>	<b>51</b>	<b>0.5-0</b>	<b>0.0-0</b>	<b>0</b>	<b>9</b>	<b>0</b>	<b>0/0</b>

**GAINEY GAME-BY-GAME**

2008	S-A-T	TFL	Sacks	QBH	PBU	Int.	FF	FR
LSU	0-0-0	0.0-0	0.0-0	0	0	0	0	0
Jacksonville	0-0-0	0.0-0	0.0-0	0	0	0	0	0
James Madison	0-1-1	0.0-0	0.0-0	0	0	0	0	0
Presbyterian	3-4-7	0.0-0	0.0-0	0	1	0	0	0
The Citadel	2-2-4	0.0-0	0.0-0	0	1	0	0	0
Samford	5-2-7	0.5-0	0.0-0	0	0	0	0	0
Ga. Southern	1-0-1	0.0-0	0.0-0	0	2	0	0	0
Furman	7-1-8	0.0-0	0.0-0	0	1	0	0	0
Wofford	1-1-2	0.0-0	0.0-0	0	1	0	0	0
Chattanooga	2-0-2	0.0-0	0.0-0	0	0	0	0	0
Elon	3-3-6	0.0-0	0.0-0	0	2	0	0	0
W. Carolina	3-1-4	0.0-0	0.0-0	0	1	0	0	0
S.C. State	3-1-4	0.0-0	0.0-0	0	0	0	0	0
Richmond	2-3-5	0.0-0	0.0-0	0	0	0	0	0



★ Today I give my ALL for Appalachian State


**JORDAN GARY**  
TIGHT END • 6-3 • 235 • SO.  
GREENWOOD, S.C./GREENWOOD

High-school teammate of ASU quarterback Armanti Edwards returns to the fold after sitting out last season due to NCAA initial eligibility requirements ... big, strong, athletic tight end could make a quick ascent up the depth chart if he's able to knock the rust off from a year away from football.

**2008:** Missed season due to NCAA initial eligibility requirements ... if he meets degree-progress requirements, he can regain the lost year of eligibility at the end of his initial four-year window (prior to 2012 season).

**High School:** Was a formidable two-way player as a prep, playing both tight end and defensive end ... Shrine Bowl participant ... garnered all-state honors as a senior ... earned all-region recognition as a DE in 2007 and as a TE and DE in 2006 ... rated a two-star prospect by *Rivals.com* ... caught 18 passes for 325 yards and two touchdowns in limited action at tight end as a senior ... amassed 45 tackles, eight sacks and four fumble recoveries (two returned for touchdowns) as a senior ... versatile athlete was school's junior varsity basketball MVP as an underclassman ... high school teammate of current ASU quarterback Armanti Edwards ... coached by Shell Dula.

**Personal:** Full name is Jordan Christopher Gary ... born Jan. 28, 1990 (19 years old) ... son of Lisa Holloway ... major is undecided.



★ Today I give my ALL for Appalachian State

**CORTEZ GILBERT**  
DEFENSIVE BACK • 5-11 • 180 • SR.  
GOLDSBORO, N.C./CHARLES B. AYCOCK

After being shut out of the starting lineup by a pair of top-notch veteran cornerbacks for two years, Gilbert made the most of his first opportunity as a starter in 2008, establishing himself as one of the nation's top corners in his own right ... boasts all of the skills of a successful cornerback, including coverage and tackling ability and a high football IQ ... entering his second year as the starter at left cornerback.

**2008:** In his first year as a starter, earned second-team all-America recognition from *The Sports Network* ... was a first-team all-Southern Conference honoree by the league's coaches and media ... tied for second nationally with 19 total passes defended (17 break-ups and two interceptions) ... led all ASU defensive backs and ranked fourth on the team overall with 72 tackles (45 solo) from his left cornerback position ... broke up at least one pass in 10-of-14 games ... registered multiple tackles in 13-of-14 contests and had four or more stops in 11-of-14 ... got his only two interceptions of the season in win over Presbyterian ... also broke up a pass against the pass-happy Blue Hose ... enjoyed his true coming out party the next week versus 12th-ranked The Citadel, notching 11 tackles and breaking up two passes while limiting all-America wide receiver Andre Roberts to just 52 yards (59 below his average) ... was named the SoCon Defensive Player of the Week for his effort versus the Bulldogs ... turned in another impressive performance the following week at Samford, making eight tackles (seven solo), breaking up two passes and turning the momentum in ASU's favor by blocking a field goal in the second quarter of a 35-24 win ... broke up three passes in thrilling one-point win at Georgia Southern ... once again proved his meddle against one of the nation's top receivers by holding Elon all-American Terrell Hudgins to just 23 yards on three catches (70 yards and four catches below his season averages).



**GILBERT**



SR. DB  
CORTEZ  
GILBERT



CHAMPIONS  
1986

1987

1991

1995

1999

2005

2006

2007

2008



2005

2006

2007






★ Today I give my ALL for Appalachian State

COCO HILLARY
WIDE RECEIVER • 5-10 • 190 • JR.
EDGEFIELD, S.C./STROM THURMOND

Emerged as Armanti Edwards' favorite target as a sophomore in 2008 ... had nearly twice as many receptions as the team's next leading receivers a season ago ... still boasts the versatility that makes him a threat as a receiver, runner, kick returner and even a passer ... is slated to start at the Z receiver position after manning the M position for much of last season ... is also likely to resume his role as squad's primary kickoff returner ... despite having just two seasons under his belt, needs only 13 kickoff returns and 139 kickoff return yards to become ASU's all-time leader in the respective categories.

2008: Appeared in all 14 games, making 12 starts at wide receiver (primarily as the M receiver) ... led ASU in receptions (56) and receiving yards (735) ... his 56 receptions were nearly twice as many as the next leading pass-catchers on the team (Ben Jordan and T.J. Courman had 29 catches apiece) ... hauled in multiple receptions in all 14 games ... opened the campaign with a season-best nine receptions for 80 yards at LSU ... notched two receptions in each of the next four games, capped by his first career touchdown catch, a four-yarder in the second quarter of ASU's blowout win over No. 12 The Citadel ... torched Samford the following week for 78 yards on six receptions, including scores from 50 and 11 yards that gave him the first two-touchdown performance of his career ... tallied three receptions for 63 yards at Georgia Southern, including ASU's biggest catch of the season for a 15-yard gain on fourth-and-five that led to the Mountaineers' game-winning touchdown with under three minutes to play ... went on to put together five-straight 60-yard efforts from Oct. 11 (Samford) - Nov. 8 (Chattanooga) ... put an exclamation point on the impressive stretch by hauling in his fourth touchdown of the season in the 49-7 win at UTC ... registered a season-high 94 yards on five catches, including a 27-yard touchdown, in ASU's 37-21 win over South Carolina State in the postseason opener ... also rushed seven times for 29 yards on the season and returned 30 kickoffs for 701 yards (23.4 ypr) ... his 1,465 all-purpose yards were over 500 more than the closest Mountaineer in the category (Armanti Edwards — 941) and nearly 1,000 more than the nearest ASU wide receiver (Brian Quick — 496).

2007: Racked up yardage in five different statistical categories — passing, rushing, receiving, kickoff returns and punt returns — in first collegiate season ... shattered school record for single-season kickoff return yardage with 1,030 yards, 332 more than the previous ASU record of 698 set by Pat Swisher in 1977 ... also set school record for kick returns in a season (43) ... 24.0-yard average on kick returns tied for the fifth-best mark in school history ... ranked second in SoCon in total kick-return yardage and sixth with 1,516 total all-purpose yards (1,030 kick return, 339 receiving, 55 punt return and 92 rushing) ... also completed 4-of-5 passes for 83 yards and a touchdown while playing quarterback in the second half of a blowout win over Gardner-Webb ... in first collegiate game, caught four passes for 63 yards and returned seven kicks for 151 yards in season-opening win over Michigan ... hauled in a 24-yard catch and run from Edwards on ASU's final offensive play to set up the game-winning 24-yard field goal ... returned only two punts of the season for 55 yards versus Lenoir-Rhyne, including an ASU season-best 32-yarder ... turned in an impressive performance in loss at Wofford with three catches for 18 yards and three kickoff returns for 126 yards, including a 95-yard touchdown that gave ASU its first kickoff return for a score since Jimmy Watkins also had a 95-yarder versus Wofford in 2000 ... in addition to passing prowess versus Gardner-Webb, also notched season highs for rushes (9), rushing yards (35) and longest rush (17 yds.) ... set season bests with five catches for 69 yards in win over Western Carolina ... totaled a season-best 184 all-purpose yards with four kick returns for 110 yards, three receptions for 66 yards and two carries for 14 yards in national quarterfinals win over Eastern Washington ... returned four kicks for 110 yards in national semifinals win over Richmond ... hauled in longest reception of the season, a 41-yarder, versus Delaware in national championship game ... became the first Mountaineer to post 90



HILLARY

or more kick return yards in back-to-back games since Jermaine Little in 2002 when he posted 126 kickoff return yards at Wofford and 97 at Elon ... accomplished the feat a second time with 104 kick return yards in the national quarterfinals vs. EWU and 110 in the semifinals against Richmond.

2006: Redshirted ... often played the part of the opposition's best offensive athlete on the scout team.

High School: Amassed over 3,100 yards of total offense (2,300+ passing, 800+ rushing) and 37 touchdowns to lead Strom Thurmond to the 2005 South Carolina 3A state championship ... named S.C. 3A State Player of the Year by High School Sports Report and second-team all-state by The State.

Personal: Full name is Cicory William Hillary ... born January 10, 1988 (21 years old) ... son of Margie and Peter Hillary ... uncle, Ira Hillary, played wide receiver at South Carolina and for the Cincinnati Bengals ... brother, Antwaan, played quarterback at Catawba College earlier this decade ... another brother, Aramis, is a redshirt freshman quarterback at South Carolina ... majoring in communication - organizational/public.

HILLARY'S CAREER RECEIVING/RUSHING STATISTICS

Table with columns: Year, GP/GS, Rec., Yards, Avg., TD, Long, Rush Yds., Avg., TD, Long. Totals: 29/12, 79, 1,074, 13.6, 5, 50, 29, 121, 4.2, 0, 17

HILLARY'S CAREER KICKOFF/PUNT RETURN STATISTICS

Table with columns: Year, GP/GS, KOR, Yards, Avg., TD, Long, PR, Yds., Avg., TD, Long. Totals: 29/12, 73, 1,731, 23.7, 1, 95, 3, 55, 18.3, 0, 32

HILLARY'S CAREER PASSING STATISTICS

Table with columns: Year, GP/GS, Comp., Att., Int., Yds., TD, Long. Totals: 29/12, 4, 8, 0, 83, 1, 35

HILLARY GAME-BY-GAME

Table with columns: Year, Rec., Yds., TD, Long, Rush, Yds., TD, Long, KOR, Yds., TD, Long. Lists game-by-game stats for 2008.

Table with columns: Year, Rec., Yds., TD, Long, Rush, Yds., TD, Long, KOR, Yds., TD, Long. Lists game-by-game stats for 2007.



SR. OL MARIO ACITELLI

SOCON CHAMPIONS 1986

1987

1991

1995

1999

2005

2006

2007

2008

NCAA NATIONAL CHAMPIONS 2005

2006

2007



★ Today I give my ALL for Appalachian State

**SHERMAN HOLT**  
OFFENSIVE LINEMAN • 5-11 • 235 • SO.  
LEICESTER, N.C./ERWIN

Fiesty lineman is penciled in as the backup to either Orry Frye or Brett Irvin at center this season ... despite adding 15 pounds over the past year, still lacks prototypical size for an offensive lineman but continues to make up for it with intensity, tenacity and leadership skills ... has established himself as a valuable member of ASU's special teams, particularly on the kickoff-return and field goal/PAT units.

**2008:** Appeared in 12 games, mainly on special teams ... did see action on the offensive line six times ... graded out at 80 percent or higher in 5-of-6 appearances ... played a season-high 29 snaps in ASU's 49-7 win at Chattanooga, grading out at 76 percent ... registered two knockdowns in 15 plays against Jacksonville.

**2007:** Redshirted ... went through spring practice in '07 after graduating from high school a semester early and enrolling at ASU.

**High School:** Two-time all-Western North Carolina honoree ... named team MVP as a junior and senior ... notched 215 tackles in 2006 and scored 12 touchdowns throughout his career, including six on defense ... coached by Van Allen.

**Personal:** Full name is Arthur Sherman Holt ... Born Dec. 19, 1988 (20 years old) ... son of Michael Joe and Susan Holt ... enjoys farming, swimming and ping pong ... majoring in health education with a minor in history ... his brother, John, was a team captain and all-conference performer at right guard for the Mountaineers in 2007 and currently serves as ASU's tight ends coach ... another brother, Michael Joe Jr., is a professional bull rider.



★ Today I give my ALL for Appalachian State

**BRETT IRVIN**  
OFFENSIVE LINEMAN • 6-0 • 275 • JR.  
GAFFNEY, S.C./GAFFNEY



IRVIN

Was spectacular in his first full season as a starter in 2008 ... makes up for what he lacks in size with quick feet and hands, great technique, and toughness ... head coach Jerry Moore has often pointed out that he believes that Irvin is one of the most underrated players on the team and around the conference ... is a near-perfect snapper, a skill that can't be overlooked in Appalachian's shotgun-based spread offense.

**2008:** Made all 14 starts at center ... was the anchor of an offensive line that was the first at ASU since 1989 to sport the same starting five each week for an entire season ... graded out at 80 percent or higher five times in 13 graded appearances ... turned in perhaps his finest performance at No. 5 James Madison, grading out at a season-best 85 percent over 70 grueling plays while tallying 12 knockdowns, five more than the Mountaineers' next-highest total ... hit the 80-percent mark on the button versus Presbyterian, Furman, Chattanooga and Elon ... received the high marks despite playing every snap in the wins over Furman and Elon (60 and 57 plays, respectively).

**2007:** Appeared in 14 games, making two starts (one at center, one at tight end) ... received the starting nod in season opener at Michigan due to injury to starting center Scott Suttle ... did not disappoint in first collegiate game, as he made 72 snaps in the win at the Big House and was credited with 10 knockdowns and an impressive 76-percent grade ... saw playing time diminish with Suttle's return to the starting lineup the following week ... moved back into a prominent role in week seven versus Georgia Southern when he earned the start and participated in 22 snaps as a blocking tight end ... went on to see significant minutes at TE in each of the remaining four regular-season contests ... graded out at 70 percent or higher in 9-of-12 graded appearances.

**2006:** Redshirted.

**High School:** Helped lead Gaffney to a pair of S.C. 4A Big 16 state championships (2003 and '05) ... played in 2005 Shrine Bowl ... consensus first-team all-state and all-region honoree ... played center as a prep.

**Personal:** Full name is Daniel Brett Irvin ... born March 23, 1988 (21 years old) ... son of Jackie and Larry Irvin ... majoring in health education.



★ Today I give my ALL for Appalachian State

**JOSH JACKSON**  
RUNNING BACK • 5-10 • 205 • SR.  
GASTONIA, N.C./FORESTVIEW

Made the most of the opportunities presented by the rash of injuries that ASU sustained at the running back position last fall ... does not have the blazing speed that is usually prevalent in spread offenses but runs low to the ground with power ... has gained the trust of the coaching staff to receive the ball in tough situations.

**2008:** Turned in what was easily his most productive season to date as a junior ... rushed for 317 yards and four touchdowns on 65 carries, more than doubling his previous career totals in all three categories ... was looked to by the ASU staff to carry the load in two critical situations during the course of the season ... the first was at Georgia Southern when Jackson was ASU's last remaining healthy back and he responded by coming off the bench to pick up 34 critical yards on just six carries (5.7 ypr) ... following the emotional 37-36 win, head coach Jerry Moore presented Jackson the game ball in an emotional locker room ceremony ... when faced with a similar situation heading into the first round of the NCAA Division I Football Championship, ASU's coaches gave Jackson the starting nod and he rewarded their faith with 58 yards on 11 carries (5.3 ypr) in the 37-21 Mountaineer win ... prior to the crucial postseason situation, he made his first career start in a 49-7 win at Chattanooga, but carried only once for two yards ... in addition to the 317 yards on the ground, he added 28 yards on four receptions over the course of the season.

**2007:** Saw action in 14-of-15 games, mainly in a special-teams role ... finished with 12 tackles in kickoff and punt coverage ... rushed 23 times for 131 yards and a touchdown in a reserve role ... carried once for five yards in home opener versus Lenoir-Rhyne ... carried a season-high 11 times for 24 yards in win over Gardner-Webb ... turned in best performance of his young career in blowout win over archrival Western Carolina, running for 78 yards on just seven carries, including a season-long 42-yard scamper and a one-yard dive for his first-career touchdown ... capped season with four rushes for 24 yards in national championship triumph over Delaware.

**2006:** Appeared in just one game, rushing once for 10 yards in 41-0 win over Mars Hill.

**2005:** Redshirted.

**High School:** Three-year letterwinner at Gastonia Forestview H.S. ... two-time all-conference and all-county honoree ... rushed for 1,600-plus yards over final two prep seasons, including over 900 yards en route to team's Offensive Player of the Year accolades ... recognized as region's Player of the Week numerous times ... coached by Scott Lee ... also lettered in track and field four years.

**Personal:** Full name is Joshua Deray Jackson ... born June 14, 1987 (22 years old) ... son of Debbie Jackson ... cousin, Mike Watson, played at Western Carolina ... majoring in health promotion ... enjoys drawing and fishing ... aspires to work as a personal trainer and health consultant.

JACKSON'S CAREER STATISTICS

Year	GP/GS	Rush	Yards	Avg.	TD	Long	Rec.	Yds.	Avg.	TD	Long
2006	1/0	1	10	10.0	0	10	0	0	0.0	0	0
2007	14/0	23	131	5.7	1	42	0	0	0.0	0	0
2008	14/2	65	317	4.9	4	27	4	28	7.0	0	13
<b>Totals</b>	<b>29/2</b>	<b>89</b>	<b>458</b>	<b>5.1</b>	<b>5</b>	<b>42</b>	<b>4</b>	<b>28</b>	<b>7.0</b>	<b>0</b>	<b>13</b>



JACKSON

SOCON CHAMPIONS

- 1986
- 1987
- 1991
- 1995
- 1999
- 2005
- 2006
- 2007
- 2008

NCAA NATIONAL CHAMPIONS

- 2005
- 2006
- 2007



★ Today I give my  
ALL for Appalachian State

**ALEX JOHNSON**  
LONG SNAPPER • 5-11 • 250 • FR.  
KNOXVILLE, TENN./FARRAGUT

Gives ASU depth at the critical long snapper position behind incumbent Wilson Fitchett ... will fight to impress coaching staff during fall drills.

2008: Redshirted.

**High School:** Played for head coach Eddie Courtney at Farragut H.S. in Knoxville, Tenn.

**Personal:** Full name is Alex Heath Johnson ... born May 25, 1989 (20 years old) ... son of Glenda and Terry Johnson ... double-majoring in accounting and banking and finance.



★ Today I give my  
ALL for Appalachian State

**JUSTIN JOHNSON**  
DEFENSIVE LINEMAN • 5-11 • 242 • SR.  
LEESBURG, VA./HERITAGE

Versatile defensive player adds depth to the Mountaineers' entire front seven, thanks to his experience at linebacker and across the defensive line during his collegiate career ... his primary contribution will most likely come on special teams.

2008: Appeared in three games ... registered tackles against Jacksonville and Presbyterian ... the stop he was in on against JU was behind the line of scrimmage ... also played against No. 3 Wofford but did not record any statistics.

2007: Appeared in eight games ... recorded tackles in wins over Gardner-Webb and Richmond.

2006: Did not see game action due to injury.

2005: Redshirted.

**High School:** Was a three-year letterwinner at Heritage H.S. in suburban Washington D.C. ... was a first-team all-district selection at linebacker ... named team MVP following sophomore and senior seasons ... served on Loudoun County Sportsmanship Committee ... coach by Wes Driskill ... also lettered three times in basketball and twice in baseball.

**Personal:** Full name is Justin Eugene Johnson ... born Dec. 16, 1986 (23 years old) ... son of Gail and Pearlis Johnson ... majoring in architectural design and technology with a minor in planning.

**JOHNSON'S CAREER STATISTICS**

Year	GP/GS	Solo	Asst.	Total	TFL-Yds.	Sack-Yds.	INT	PBU	QBH	FR/FF
2006	— DID NOT PLAY —									
2007	8/0	0	2	2	0.0-0	0.0-0	0	0	0	0/0
2008	3/0	1	1	2	0.5-0	0.0-0	0	0	0	0/0
<b>Totals</b>	<b>11/0</b>	<b>1</b>	<b>3</b>	<b>4</b>	<b>0.5-0</b>	<b>0.0-0</b>	<b>0</b>	<b>0</b>	<b>0</b>	<b>0/0</b>



★ Today I give my  
ALL for Appalachian State

**JASON JONES**  
OFFENSIVE LINEMAN • 6-2 • 250 • SO.  
CHARLOTTE, N.C./VICTORY CHRISTIAN

One of two Mountaineers that began making the transition from the defensive line to offensive line during spring practice (Anthony Wilson being the other) ... is a tall, lean player with good strength and athleticism ... impressed offensive staff enough during spring drills that he's been tabbed as the backup at right tackle coming into fall camp ... due to the move to the offensive line, changed uniform from No. 92 to No. 77.

2008: Appeared in 13 games, almost exclusively in a special-teams capacity ... finished with 11 tackles, including 2.5 for loss and a pair of sacks in limited action on the defensive side of the ball ... both sacks occurred in the home-opening victory over Jacksonville ... registered two quarterback hurries in win over Presbyterian ... was in on another tackle for loss in primetime triumph over No. 3 Wofford ... broke up a pass in win at Chattanooga.

2007: Redshirted.

**High School:** Recorded 75 tackles and 17 sacks as a senior for Victory Christian, which went 8-4 and advanced to the NCSSA state semifinals ... earned all-state accolades as a senior and all-conference plaudits as a junior ... participated in the prestigious Shrine Bowl of the Carolinas ... also lettered in basketball ... coached by Frank Crockett.

**Personal:** Full name is Jason Paul Jones... born Feb. 26, 1989 (20 years old)... son of Steven Jones... majoring in accounting.

**JONES' CAREER STATISTICS**

Year	GP/GS	Solo	Asst.	Total	TFL-Yds.	Sack-Yds.	INT	PBU	QBH	FR/FF
2008	13/0	7	4	11	2.5-9	2.0-9	0	1	2	0/0
<b>Totals</b>	<b>13/0</b>	<b>7</b>	<b>4</b>	<b>11</b>	<b>2.5-9</b>	<b>2.0-9</b>	<b>0</b>	<b>1</b>	<b>2</b>	<b>0/0</b>



★ Today I give my  
ALL for Appalachian State

**BEN JORDEN**  
TIGHT END • 6-2 • 240 • SO.  
WEDDINGTON, N.C./CHARLOTTE LATIN

Established himself as one of the nation's top tight ends in his first collegiate season ... is a prototypical tight end — large, wide frame with good feet, hands, route-running skills and instincts ... is a more than adequate blocker considering what he brings to the table as a receiver.



2008: Enjoyed the finest season by a freshman tight end in school history ... ranked second on the team in receptions (29), receiving yards (506) and touchdown receptions (6) en route to a plethora of postseason accolades — first-team all-SoCon (coaches and media), SoCon all-freshman team, honorable-mention all-America (*The Sports Network*) ... caught passes in 12-of-14 games ... his coming out party came against Presbyterian with three receptions for a season-high 97 yards ... he did not catch a pass the following week versus The Citadel but did snag at least one reception in each of the final nine games of the season ... didn't score his first career touchdown until the eighth game of the season against Furman, but that jump-started a stretch in which he scored all six of his touchdowns over the next six games ... hauled in three passes for 76 yards, including the Mountaineers' first two touchdowns of the game from 23 and 48 yards out, to help lead the Apps to a 70-24 rout over No. 3 Wofford ... was limited to one 38-yard catch the following week at Chattanooga, but responded with touchdowns in each of the next three games: the SoCon title-clincher versus Elon (13 yds.), at archival Western Carolina (17 yds.) and in the first round of the NCAA Division I Football Championship against South Carolina State (6 yds.) ... also grabbed a season-high six catches in his postseason debut versus S.C. State ... the six touchdown receptions are the second-most by a freshman in ASU history, behind only the seven TDs hauled in by teammate Brian Quick in 2008.

2007: Redshirted.

**High School:** Led Charlotte Latin to NCISAA state championship as a senior ... caught 46 passes for 760 yards and 12 touchdowns during run to 2006 state title ... didn't play football until sophomore year and missed entire junior season due to injury ... coached by Larry McNulty.

**Personal:** Full name is Benjamin James Jorden... born March 15, 1988 (21 years old)... son of Jim and Kim Jorden... father, Jim, was a three time All-America wide receiver for Wheaton College from 1982-85 ... grandfather, J.T. Martin, played professional baseball in the Chicago White Sox, Chicago Cubs and New York Mets organizations from 1959-74 and was a member of the 1969 "Miracle Mets" World Series championship club.



JORDEN



SO. TE  
BEN  
JORDEN



- 1986
- 1987
- 1991
- 1995
- 1999
- 2005
- 2006
- 2007
- 2008
- NCAA**  
NATIONAL CHAMPIONS
- 2005
- 2006
- 2007

## JORDEN'S CAREER STATISTICS

Year	GP/GS	Rec.	Yards	Avg.	TD	Long	Rush	Yds.	Avg.	TD	Long
2008	14/7	29	506	17.4	6	58	0	0	0.0	0	0
<b>Totals</b>	<b>14/7</b>	<b>29</b>	<b>506</b>	<b>17.4</b>	<b>6</b>	<b>58</b>	<b>0</b>	<b>0</b>	<b>0.0</b>	<b>0</b>	<b>0</b>

## JORDEN GAME-BY-GAME

2008	Rec.	Yds.	TD	Long	Rush	Yds.	TD	Long
LSU	0	0	0	0	0	0	0	0
Jacksonville	3	20	0	8	0	0	0	0
James Madison	2	12	0	7	0	0	0	0
Presbyterian	3	97	0	58	0	0	0	0
The Citadel	0	0	0	0	0	0	0	0
Samford	1	23	0	23	0	0	0	0
Ga. Southern	1	20	0	20	0	0	0	0
Furman	2	34	1	17	0	0	0	0
Wofford	3	76	2	48	0	0	0	0
Chattanooga	1	38	0	38	0	0	0	0
Elon	2	31	1	18	0	0	0	0
W. Carolina	3	41	1	17	0	0	0	0
S.C. State	6	62	1	16	0	0	0	0
Richmond	2	52	0	28	0	0	0	0



★ Today I give my ALL for Appalachian State

**JOSH JURIUS**  
DEFENSIVE LINEMAN • 6-0 • 280 • SO.  
PITTSBORO, N.C./NORTHWOOD

Big, powerful player adds valuable depth to the Mountaineers' corps of defensive tackles.

**2008:** Saw first game action of his career in home opener versus Jacksonville ... did not record any statistics.

**2007:** Redshirted.

**High School:** Was an all-conference selection at Northwood H.S. ... named team's most valuable defensive lineman ... coached by Bill Hall ... earned a total of nine varsity letters — three in football, four in wrestling and two in track and field.

**Personal:** Full name is Joshua Daniel Jurius ... born May 22, 1989 (20 years old) ... son of Evonne and Frank Jurius ... father was a four-year football letterwinner at Duke (1979-83) ... majoring in geography ... is a Dean's List student ... enjoys hunting and fishing.

## JURIUS' CAREER STATISTICS

Year	GP/GS	Solo	Asst.	Total	TFL-Yds.	Sack-Yds.	INT	PBU	QBH	FR/FF
2008	1/0	0	0	0	0.0-0	0.0-0	0	0	0	0/0
<b>Totals</b>	<b>1/0</b>	<b>0</b>	<b>0</b>	<b>0</b>	<b>0.0-0</b>	<b>0.0-0</b>	<b>0</b>	<b>0</b>	<b>0</b>	<b>0/0</b>



★ Today I give my ALL for Appalachian State

**ADAM KASSOUF**  
PUNTER • 5-9 • 200 • SR.  
LEXINGTON, N.C./NORTH DAVIDSON

One of the Mountaineers' most versatile athletes ... the former high-school quarterback is a punter by trade, but has pitched in to the team effort by participating on kickoff and punt-coverage teams (he has eight career tackles on special teams) and even trying his hand at long-snapping ... he was practicing at long snapper last season when he suffered a season-ending knee injury ... he's expected to be back at 100 percent this year but will likely be limited to punting duties ... will try to out-battle redshirt freshman Sam Martin for the team's everyday punting job.

**2008:** Saw action in four games, all on special teams ... launched a 44-yard punt versus Presbyterian ... was auditioning for long-snapping duties in practice midway through the season when he suffered a season-ending knee injury.

**2007:** Saw action in 10 games as a member of ASU's kick coverage units ... was in on seven tackles, notching a career-high two versus Northern Arizona ... had one punt, a 30-yarder which was fair caught against Gardner-Webb.

**2006:** Appeared in four games, making five punts on the season ... was called on for short distance punts following Young's injury versus Wofford ... punted twice in double-overtime win at Georgia Southern, averaging just 26.5 yards per punts, but pinning GSU inside its own 20 with both kicks ... three of his five punts on the campaign were downed inside the 20 ... was in on the tackle following his first collegiate punt versus Mars Hill.

**2005:** Redshirted.

**High School:** Passed for 1,500 yards as a senior in addition to putting together a 43.7-yard punting average... named all-conference, all-county, all-area and all-Northwest as a quarterback in 2004 ... rated by Scout.com as the No. 8 punter in the nation ... coached by Mark Holcomb.

**Personal:** Full name is Adam Matthew Kassouf ... born Sept. 10, 1987 (turns 22 during the season) ... son of Jeff and Maria Kassouf ... majoring in health promotion.

## KASSOUF'S CAREER STATISTICS

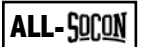
Year	GP/GS	Punt	Yds.	Avg.	Lg	I20	Blk	Solo	Asst.	Total	FR/FF
2006	4/0	5	162	32.4	37	3	0	0	1	1	0/0
2007	10/0	1	30	30.0	30	0	0	0	7	7	0/0
2008	4/0	1	44	44.0	44	0	0	0	0	0	0/0
<b>Totals</b>	<b>18/0</b>	<b>7</b>	<b>236</b>	<b>33.7</b>	<b>44</b>	<b>3</b>	<b>0</b>	<b>0</b>	<b>8</b>	<b>8</b>	<b>0/0</b>



★ Today I give my ALL for Appalachian State

**DANIEL KILGORE**  
OFFENSIVE LINEMAN • 6-3 • 285 • JR.  
KINGSPORT, TENN./DOBYNS-BENNETT

Versatile lineman is set to make his third position change in as many seasons, as he has been slotted to fill the all-important right tackle position vacated by the graduation of first-team all-American Jonathan Bieschke ... after playing a variety of positions across the offensive line as a redshirt freshman, Kilgore started all 14 games at right guard last season ... will need his physical play and tenacious attitude at right tackle, where he'll be charged with protecting southpaw Armani Edwards' blind side.



**2008:** Started all 14 games at right guard ... was part of an offensive line that was the first at ASU since 1989 to sport the same starting five each week for an entire season ... graded out at 80 percent or better in 6-of-13 graded performances ... his 88-percent grade over 70 snaps at No. 5 James Madison was the highest grade of the season for an ASU offensive lineman with a minimum of 50 plays in a game ... nearly matched the mark again three weeks later when he achieved an 87-percent grade over 56 snaps at Samford ... he also went above the elusive 80-percent mark versus Jacksonville (36 plays — 81 pct.), The Citadel (59 plays — 81 pct.), Furman (60 plays — 81 pct.) and Chattanooga (33 plays — 84 pct.).

**2007:** Appeared in nine games, making two starts at right guard versus Gardner-Webb and Georgia Southern when regular starter John Holt shifted over to right tackle in place of an injured Jonathan Bieschke ... saw significant playing time as a blocking tight end (wearing No. 84) during ASU's postseason run ... did not catch a pass, but did score a touchdown in the national championship victory over Delaware when he recovered a fumble by Kevin Richardson in the end zone ... graded at 70 percent or higher in all seven graded performances.

**2006:** Redshirted ... excelled in the classroom as a member of ASU athletics' academic honor roll.

**High School:** A first-team 4A all-state honoree at Dobyns-Bennett, just across the state line from Boone in Kingsport, Tenn. ... helped lead the Indians to a 9-1 mark in 2005 ... was a three-year starter at center ... played for head coach Graham Clark, who served as a graduate assistant under legendary ASU mentor Jim Brakefield in 1979.

**Personal:** Full name is Daniel Ray Kilgore ... born Dec. 18, 1987 (21 years old) ... son of Barbara and David Kilgore ... cousin, Brantley Kilgore, plays baseball at Tennessee Tech ... cousin, Jay Dobbs, played volleyball at Milligan College ... majoring in physical education.



★ Today I give my ALL for Appalachian State

**BEN KING**  
WIDE RECEIVER • 5-10 • 180 • SO.  
ARCHDALE, N.C./TRINITY

Has worked hard to battle back from injuries that plagued him in 2008 ... impressed coaches in the spring and is penciled in as the backup at the Y receiver position coming into the fall.



1986

1987

1991

1995

1999

2005

2006

2007

2008



2005

2006

2007

**2008:** Did not see game action due to injury.

**2007:** Redshirted.

**High School:** Was a two-sport standout at Trinity H.S. ... earned all-area honors for his play on the gridiron ... was also an all-state performer in basketball ... coached by Alex Mebane.

**Personal:** Full name is Benjamin Austin King ... Born Jan. 10, 1989 (20 years old) ... son of Terry and Michele King ... mother, Michele, was an all-America softball player at Liberty University ... brother, Josh, played basketball at Eckerd College and East Carolina University.



★ Today I give my  
ALL for Appalachian State

**MARK LeGREE**  
DEFENSIVE BACK • 6-0 • 200 • JR.  
COLUMBUS, GA./PACELLI CATHOLIC

In just one year as a starter, has already established himself as one of the top defensive backs in school history alongside legendary names like Matt Stevens, Corey Hall and Corey Lynch ... even if quarterbacks and offensive coordinators choose to not test LeGree in 2009, he can still have an impact on the game due to his pure physical abilities ... in addition to shattering ASU's 45-year-old school record for single-season interceptions last season, he also ranked among the team leaders in tackles and pass break-ups.



**2008:** Led the nation with 10 interceptions ... became only the 23rd player in NCAA Division I FCS history to intercept as many as 10 passes in a season ... broke ASU's 45-year-old single-season interception record by two — Larry Harbin's eight interceptions had stood as the school's single-season standard since 1963 ... tied the Southern Conference's single-season interceptions record that hadn't been matched since East Carolina's Jim Bolding did it in 1975 ... was a consensus first-team All-American, receiving the recognition from the *Associated Press*, Walter Camp Football Foundation, *The Sports Network* and *College Sporting News* ... placed third in voting for the Buck Buchanan Award (FCS national defensive player of the year) ... was the only sophomore and one of only two underclassmen among the 16 finalists for the Buchanan Award ... seven of the 10 interceptions came in conference games and eight of the 10 came against nationally ranked competition ... achieved the feat in just 13 games due to sitting out of the matchup at Samford with a head injury ... in actuality, needed only eight games to pick off 10 passes, as he matched a 35-year-old single-game school record with three interceptions in ASU's 70-24 rout over No. 3 Wofford (Larry McKenzie was the first Mountaineer to achieve the feat against Davidson in 1973) ... in addition to the record-setting interceptions, he ranked second in the SoCon and 10th nationally with 17 passes defended (10 INTs, seven pass break-ups) ... also finished fifth on the team with 58 tackles, including three for loss, a sack and a forced fumble ... turned in one of the most impressive individual defensive performance in school history in the win over Wofford ... besides the three interceptions, tallied eight tackles, including one for loss, and forced a fumble en route to being named the SoCon Defensive Player of the Week ... was also October's SoCon Defensive Player of the Month after intercepting five passes in four games during the month ... in addition to the three picks against Wofford, his interception at the goal line in the game's waning seconds preserved ASU's 37-36 win at Georgia Southern.

**2007:** Appeared in 14 games, making 20 tackles, primarily on special teams ... learned the safety position as the top backup to three-time All-American Corey Lynch ... made multiple stops in seven games, including three versus Gardner-Webb and against Delaware in the national championship game.

**High School:** An all-state selection at both defensive back and wide receiver and Region 4-A Player of the Year as a senior ... intercepted seven passes and broke up 15 more as a senior ... also racked up 1,325 yards of total offense and 15 touchdowns in '06, which included 42 receptions for 871 yards and 11 scores ... coached by Jeff Battles.

**Personal:** Full name is Mark DeAndre' LeGree... born July 8, 1989 (20 years old) ... son of Juanita Tapper ... majoring in exercise science.



LeGree

**LeGree's Career Statistics**

Year	GP/GS	Solo	Asst.	Total	TFL-Yds.	Sack-Yds.	INT	PBU	QBH	FR/FF
2007	14/0	10	10	20	0.0-0	0.0-0	0	0	0	0/0
2008	13/13	37	21	58	3.0-19	1.0-13	10	7	0	0/1
<b>Totals</b>	<b>27/13</b>	<b>47</b>	<b>31</b>	<b>78</b>	<b>3.0-19</b>	<b>1.0-13</b>	<b>10</b>	<b>7</b>	<b>0</b>	<b>0/1</b>

**LeGree Game-by-Game**

2008	S-A-T	TFL	Sacks	QBH	PBU	Int.	FF	FR
LSU	0-5-5	0.0-0	0.0-0	0	0	0	0	0
Jacksonville	2-1-3	0.0-0	0.0-0	0	0	0	0	0
James Madison	3-2-5	1.0-13	1.0-13	0	0	1	0	0
Presbyterian	3-2-5	0.0-0	0.0-0	0	1	1	0	0
The Citadel	3-1-4	0.0-0	0.0-0	0	0	0	0	0
Ga. Southern	4-0-4	0.0-0	0.0-0	0	1	1	0	0
Furman	2-4-6	0.0-0	0.0-0	0	1	1	0	0
Wofford	6-2-8	1.0-2	0.0-0	0	0	3	1	0
Chattanooga	2-0-2	0.0-0	0.0-0	0	1	1	0	0
Elon	5-0-5	0.0-0	0.0-0	0	0	1	0	0
W. Carolina	1-0-1	0.0-0	0.0-0	0	2	0	0	0
S.C. State	3-2-5	0.0-0	0.0-0	0	0	1	0	0
Richmond	3-2-5	1.0-4	0.0-0	0	1	0	0	0

2007	S-A-T	TFL	Sacks	QBH	PBU	Int.	FF	FR
Michigan	1-0-1	0.0-0	0.0-0	0	0	0	0	0
Lenoir-Rhyne	1-0-1	0.0-0	0.0-0	0	0	0	0	0
N. Arizona	1-1-2	0.0-0	0.0-0	0	0	0	0	0
Wofford	1-0-1	0.0-0	0.0-0	0	0	0	0	0
Elon	0-0-0	0.0-0	0.0-0	0	0	0	0	0
Gardner-Webb	1-2-3	0.0-0	0.0-0	0	0	0	0	0
Ga. Southern	1-1-2	0.0-0	0.0-0	0	0	0	0	0
Furman	2-0-2	0.0-0	0.0-0	0	0	0	0	0
The Citadel	0-0-0	0.0-0	0.0-0	0	0	0	0	0
W. Carolina	1-1-2	0.0-0	0.0-0	0	0	0	0	0
Chattanooga	0-2-2	0.0-0	0.0-0	0	0	0	0	0
James Madison	0-0-0	0.0-0	0.0-0	0	0	0	0	0
Richmond	0-1-1	0.0-0	0.0-0	0	0	0	0	0
Delaware	1-2-3	0.0-0	0.0-0	0	0	0	0	0



★ Today I give my  
ALL for Appalachian State

**QUAVIAN LEWIS**  
DEFENSIVE LINEMAN • 6-4 • 220 • SR.  
TROY, ALA./HENDERSON (VANDERBILT)

Battled through a knee injury that needed offseason surgery to play in 13 games in his first season at ASU ... tall, lean defensive end has a lightning-fast first step off the edge and is deceptively powerful ... did not participate in spring drills due to the knee surgery but is expected to be at 100 percent for fall camp and beyond ... is penciled in as the backup to all-conference performer Jabari Fletcher at right end heading into fall camp.

**2008:** Appeared in 13 games, making four early season starts ... battled through a nagging knee ailment that would require offseason surgery to make 28 tackles, including eight for loss and three sacks ... started each of the first three games of the season at right end before missing the Presbyterian game due to the knee ailment ... returned to action the following week and played in the final 10 games of the season, but made just one more start the rest of the year (at Samford) ... despite the limited action and constant pain, ranked second on the squad with eight tackles for loss, tied for third with three sacks and tied for the team lead with two forced fumbles ... racked up a season-high six tackles with three for loss, a sack, quarterback hurry and forced fumble in his Kidd Brewer Stadium debut versus Jacksonville ... had a pair of stops behind the line of scrimmage among his four tackles in his home state versus Samford ... forced a fumble in ASU's nationally televised 70-24 rout over No. 3 Wofford ... notched seven-yard sacks at both Chattanooga and Western Carolina.



Lewis



HEAD COACH  
JERRY MOORE



- 1986
- 1987
- 1991
- 1995
- 1999
- 2005
- 2006
- 2007
- 2008
- NCAA**  
NATIONAL CHAMPIONS
- 2005
- 2006
- 2007

**2007:** Sat out due to NCAA regulations after transferring from Vanderbilt during the summer ... participated in spring drills in '08.

**Previous School:** Was a linebacker at Vanderbilt for two seasons ... redshirted as a true freshman in 2005 ... appeared in eight of VU's final nine games of the season as a redshirt frosh in '06, primarily on special teams ... named team's specialist of the week after notching a pair of tackles versus South Carolina.

**High School:** A two-year starter as a wide receiver and defensive end/linebacker ... recorded 63 tackles and eight sacks, as well as 31 receptions for 282 yards and 10 touchdowns as a senior ... scored four defensive touchdowns over his final two prep seasons ... led squad to second round of 2004 Alabama 5A playoffs ... in first-round win, notched three sacks, five tackles for loss and returned a fumble for a touchdown ... was also a three-year starter in basketball, averaging 14 points per game as a senior ... a member of National Honor Society.

**Personal:** Full name is Quavian Deboris Lewis ... son of Ruby Elder and Jimmy Lewis ... born Oct. 19, 1986 (turns 23 during season) ... majoring in sociology.

**LEWIS' CAREER STATISTICS**

Year	GP/GS	Solo	Asst.	Total	TFL-Yds.	Sack-Yds.	INT	PBU	QBH	FR/FF
2008	13/4	10	18	28	8.0-30	3.0-20	0	0	3	0/2
<b>Totals</b>	<b>13/4</b>	<b>10</b>	<b>18</b>	<b>28</b>	<b>8.0-30</b>	<b>3.0-20</b>	<b>0</b>	<b>0</b>	<b>3</b>	<b>0/2</b>

**LEWIS GAME-BY-GAME**

2008	S-A-T	TFL	Sacks	QBH	PBU	Int.	FF	FR
LSU	1-3-4	0.0-0	0.0-0	0	0	0	0	0
Jacksonville	2-4-6	3.0-10	1.0-6	1	0	0	1	0
James Madison	1-2-3	0.0-0	0.0-0	0	0	0	0	0
Presbyterian	— DID NOT PLAY —							
The Citadel	0-1-1	0.5-1	0.0-0	1	0	0	0	0
Samford	1-3-4	2.0-4	0.0-0	0	0	0	0	0
Ga. Southern	0-1-1	0.0-0	0.0-0	0	0	0	0	0
Furman	0-2-2	0.0-0	0.0-0	0	0	0	0	0
Wofford	1-0-1	0.0-0	0.0-0	0	0	0	1	0
Chattanooga	2-0-2	1.0-7	1.0-7	0	0	0	0	0
Elon	0-0-0	0.0-0	0.0-0	0	0	0	0	0
W. Carolina	2-0-2	1.0-7	1.0-7	0	0	0	0	0
S.C. State	0-2-2	0.5-1	0.0-0	1	0	0	0	0
Richmond	0-0-0	0.0-0	0.0-0	0	0	0	0	0



★ Today I give my  
ALL for Appalachian State

**JUSTIN LLOYD**  
LINEBACKER • 5-10 • 200 • FR.  
CHARLOTTE, N.C./VICTORY CHRISTIAN

Despite still being a freshman eligibility-wise, Lloyd has been on campus for over a year-and-a-half after graduating a semester early from Charlotte's Victory Christian School in Dec. 2007 ... will benefit from having two spring practices and two fall camps under his belt when he takes the field competitively this fall ... has impressed coaches to the point that he is listed as the starter at the bandit position previously occupied by NCAA all-time games-played leader Pierre Banks.

**2008:** Redshirted.

**High School:** Rated a two-star prospect by *Rivals.com* ... had nearly 200 tackles, six interceptions, three forced fumbles and three fumble recoveries over his final two prep seasons ... earned all-district recognition following senior campaign ... named team's most valuable player ... coached by Frank Crockett ... enrolled at ASU after graduating from Victory Christian in December 2007 and participated in 2008 spring practice with the Mountaineers.

**Personal:** Full name is Justin Terrance-Russel Lloyd ... born Feb. 4, 1989 (20 years old) ... son of Odis Lloyd ... father, Odus, played strong safety at the University of Arkansas from 1985-88 ... ASU head coach Jerry Moore was an assistant coach at Arkansas in 1988 when Otis was a senior team captain ... Justin majors in business marketing.



★ Today I give my  
ALL for Appalachian State

**TRAVIS LUCAS**  
WIDE RECEIVER • 5-6 • 158 • JR.  
PILOT MOUNTAIN, N.C./EAST SURRY (CATAWBA)

Diminutive receiver adds depth to Mountaineers' ultra-talented corps of receivers ... has potential to work into a role on special teams as well.

**2008:** Redshirted.

**Previous College:** Played for two seasons at Division II Catawba College in Salisbury, N.C. ... coached by Chip Hester ... was a member of the all-South Atlantic Conference academic team and Dean's List.

**High School:** Was a three-year letterwinner and two-time all-conference honoree ... coached by David Diamont ... also earned three letters and all-conference recognition in baseball ... was a two-year letterwinner in wrestling.

**Personal:** Full name is Travis Anthony Lucas ... born Sep. 15, 1988 (turns 21 during season) ... son of Lisa and Douglas Lucas ... majoring in mathematical science secondary education with a minor in statistics ... enjoys fishing, Olympic weightlifting, golfing and attending church-related activities.



★ Today I give my  
ALL for Appalachian State

**DOMINICK MAGAZU**  
WIDE RECEIVER • 6-0 • 190 • SO.  
MATTHEWS, N.C./PROVIDENCE (BOSTON COLLEGE)

Never appeared to get fully acclimated to the program last fall after transferring from Boston College during the opening week of classes ... with a full season and spring under his belt, talented receiver should contribute both at wideout as well as on special teams this fall ... enters the fall listed as the backup to Brian Quick at the X receiver position.

**2008:** Joined the Mountaineers just days prior to the season opener at LSU after transferring from Boston College ... wound up appearing in eight games, mostly in a special-teams role ... recorded one tackle on the season.

**Previous College:** Redshirted as a true freshman in 2007 at Boston College ... coached by Jeff Jagodzinski.

**High School:** Enjoyed a standout prep career at Charlotte's Providence H.S. ... earned all-conference, all-*Charlotte Observer* and all-Mecklenburg County recognition as a senior ... was an all-state honoree and conference defensive player of the year as a junior ... amassed over 2,300 all-purpose yards and 18 touchdowns on offense to go along with nine interceptions on defense over his final two prep seasons ... was a three-year letterwinner ... coached by Randy Long ... also lettered three times in basketball ... led team in blocks, assists and steals as a senior.

**Personal:** Full name is Dominick Jacob Magazu ... born March 26, 1988 (21 years old) ... son of Carrie and David Magazu ... father, David, is the offensive line coach for the National Football League's Carolina Panthers ... brother, Anthony, is the starting quarterback at Kent State ... Dominick is majoring in criminal justice ... enjoys playing basketball and bowling.



★ Today I give my  
ALL for Appalachian State

**MICHAEL MARSH**  
DEFENSIVE BACK • 5-10 • 195 • FR.  
RANDLEMAN, N.C./RANDLEMAN

Will add depth to a talented pool of ASU defensive backs ... could be a contributor on special teams.



★ Today I give my  
ALL for Appalachian State

**CHRIS MARSHALL**  
OFFENSIVE LINEMAN • 6-4 • 300 • SO.  
HIDDENITE, N.C./ALEXANDER CENTRAL

The largest player on this year's squad could push for expanded playing time as a sophomore.

**2008:** Appeared in five games ... was on the field for a total of 24 snaps, grading out at an impressive 75 percent ... received a perfect 100-percent grade for his effort in three plays versus No. 3 Wofford.

**2007:** Redshirted.

**SOCON**  
CHAMPIONS  
1986

1987

1991

1995

1999

2005

2006

2007

2008

**NCAA**  
NATIONAL  
CHAMPIONS

2005

2006

2007





★ Today I give my  
ALL for Appalachian State

**SAM MARTIN**  
PLACE KICKER/PUNTER • 6-1 • 180 • FR.  
FAYETTEVILLE, GA./STARR'S MILL


Is expected to take over the punting duties vacated by the graduation of first-team all-conference punter Neil Young ... will also likely serve as the backup place kicker behind returning starter Jason Vitaris.

**2008:** Redshirted ... excelled in the classroom as a Dean's List student.

**High School:** A former soccer standout, played just one year of football as a prep ... averaged 69 yards per kickoff ... named all-county following only gridiron campaign ... four-year soccer letterwinner earned all-state recognition as a junior ... also lettered twice in basketball ... coached by Mike Earwood.

**Personal:** Full name is Sam Joseph Martin ... born Feb. 27, 1990 (19 years old) ... son of Debbie and Tom Martin ... father, Tom, was a three-sport athlete (soccer, basketball and baseball) at Central Michigan University ... sister, Lucy, currently plays soccer at Furman and sister, Alice, also played soccer at Furman ... Sam enjoys fishing ... majoring in business marketing (pre-law).

PHOTO NOT AVAILABLE



★ Today I give my  
ALL for Appalachian State

**MARCUS McCOY**  
DEFENSIVE BACK • 5-9 • 200 • FR.  
CHARLOTTE, N.C./PHILIP O'BERRY

Talented player that could make a push for playing time, if not in ASU's deep defensive backfield, than as a special-teams contributor.

**2008:** Redshirted.

**High School:** Racked up 55 tackles and a pair of interceptions en route to all-conference accolades as a senior ... coached by Andrew Howard ... also lettered in track and field.

**Personal:** Full name is Marcus Elisah McCoy ... born Feb. 2, 1990 (19 years old) ... son of Crystal Anderson ... majoring in business management ... is a Dean's List student ... aspires for a career in fashion.



★ Today I give my  
ALL for Appalachian State

**DOMINIQUE McDUFFIE**  
DEFENSIVE BACK • 6-2 • 200 • FR.  
CHATTANOOGA, TENN./RED BANK

Had a promising freshman campaign derailed by a season-ending injury suffered in practice the week leading up to last year's matchup with Presbyterian ... thanks to the injury occurring prior to the fourth game of the season, McDuffie was able to apply for a medical redshirt, which allows him to retain the year of athletic eligibility ... is expected to back at 100 percent for fall camp ... made the shift from cornerback to his more natural nickel position during spring drills ... will battle with veteran Jared Reine during fall camp for the starting nod at the nickel position.

**2008:** Earned the starting job at right cornerback as a true freshman ... made collegiate debut at LSU and made four tackles, including one where he chased down a runner from the opposite side of the field to prevent a touchdown ... also broke up a pass in the season opener in Baton Rouge ... broke up two passes and made three tackles, including being in on a half-tackle for loss, in his home debut versus Jacksonville ... tallied three stops at No. 5 James Madison before suffering the knee injury during practice the following week .. finished true freshman campaign with 10 tackles and three pass breakups in three games.

**High School:** Notched four interceptions and returned two for touchdowns as a senior ... also made 78 tackles as a senior, as well as catching 52 passes for 910 yards and 13 touchdowns ... helped lead Red Bank to a 13-1 record in '07 ... also lettered in basketball and track ... coached by Tim Daniels.

**Personal:** Full name is Gerald Dominique McDuffie ... born Dec. 12, 1989 (19 years old) ... son of Yolanda McDuffie ... majoring in graphic arts and imaging technology.

McDUFFIE'S CAREER STATISTICS

Year	GP/GS	Solo	Asst.	Total	TFL-Yds.	Sack-Yds.	INT	PBU	QBH	FR/FF
2008	3/3	6	4	10	0.5-1	0.0-0	0	3	0	0/0
<b>Totals</b>	<b>3/3</b>	<b>6</b>	<b>4</b>	<b>10</b>	<b>0.5-1</b>	<b>0.0-0</b>	<b>0</b>	<b>3</b>	<b>0</b>	<b>0/0</b>



★ Today I give my  
ALL for Appalachian State

**TERRENCE McLEAN**  
LINEBACKER • 6-0 • 215 • FR.  
LAURINBURG, N.C./SCOTLAND COUNTY

Like teammate Justin Lloyd, McLean is expected to take a significant role in the line-backing corps this season after redshirting as a true freshman ... comes into fall camp slated as the backup to all-conference honoree DJ. Smith at weakside linebacker.

**2008:** Redshirted.

**High School:** Amassed 114 tackles, two sacks and two forced fumbles as a senior at Scotland County H.S. ... attended same high school as current ASU teammates Tony Robertson and Tavaris Washington ... coached by Mark Barnes.

**Personal:** Full name is Terrence Devaughn McLean ... majoring in business education.



★ Today I give my  
ALL for Appalachian State

**PAT MILLS**  
OFFENSIVE LINEMAN • 6-2 • 265 • JR.  
CHARLOTTE, N.C./PROVIDENCE

Talented, versatile lineman is slated to hold down the role of "utility" person for ASU's offensive line in 2009 ... is listed on the preseason two-deep as the primary backup to either Orry Frye or Brett Irvin at left guard, but will likely be the first person off the bench for any of the five o-line positions.

**2008:** Saw action in all 14 games, mostly splitting playing time with all-conference honoree Brad Coley ... when Mills would replace Coley — ASU's starting left tackle for all 14 games in 2008 — Mario Acitelli would slide from left guard to left tackle and Mills would occupy the left guard spot vacated by Acitelli ... Mills graded out at 75 percent or better in 7-of-11 graded performances ... turned in his best showing of the season with a grade of 83 percent over 31 plays against Presbyterian ... was in for a season-high 36 snaps at Georgia Southern.

**2007:** Played in six games ... most extensive action came at Elon, where he was in for 83 snaps due to an early injury to right tackle Jonathan Bieschke ... tallied four knockdowns apiece in wins over Lenoir-Rhyne and Elon.

**2006:** Redshirted.

**High School:** Helped lead Providence to a 9-2 record as a senior, en route to first-team all-Mecklenburg recognition from the *Charlotte Observer* ... played offensive tackle as a prep ... teamed with current ASU teammates Orry Frye, Tim Frye and Matt Ruff.

**Personal:** Full name is James Patrick Mills ... born April 1, 1988 (21 years old) ... son of Gail and Dean Mills ... enjoys fishing, hiking, camping and playing guitar ... majoring in criminal justice.



★ Today I give my  
ALL for Appalachian State

**DEVON MOORE**  
RUNNING BACK • 5-9 • 205 • JR.  
MEBANE, N.C./CEDAR RIDGE

Fully recovered from the ankle injury that cost him all but slightly more than two games in 2008 ... like teammates Dominique McDuffie and Tony Robertson, since the injury occurred prior to the fourth game of the season and since Moore had not previously redshirted in his career, he was able to apply for a medical redshirt from the NCAA, which allows him to retain the year of athletic eligibility ... recovered in time to participate in spring practices and emerged atop the depth chart at running back ... a versatile back that combines many different attributes and skills as a runner — most notably the ability to run both between the tackles and outside the tackle box with great effectiveness.



SR. QB  
ARMANTI  
EDWARDS

**SOCON**  
CHAMPIONS  
1986

1987

1991

1995

1999

2005

2006

2007

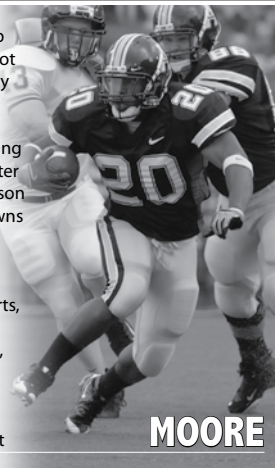
2008

**NCAA**  
NATIONAL  
CHAMPIONS  
2005

2006

2007

**2008:** Held off challenges from Robert Welton and newcomer Devin Radford to emerge from fall camp as the starter at running back ... maintained that spot through the season's first three games (was officially in the starting lineup for just two contests because ASU began the game with a five-receiver set in the season opener at LSU) ... sustained the season-ending ankle injury on a one-yard loss late in the first quarter of game No. 3 at James Madison ... finished the season with just 123 yards on 22 carries and two touchdowns ... also caught one pass for 19 yards in the season opener at LSU.



**MOORE**

**2007:** Saw action in all 15 games ... made three starts, two in two-back formations and one in place of an injured Richardson ... carried 95 times for 459 yards, the fourth-highest total on the team ... seven rushing touchdowns were good for third on the squad ... also caught 14 passes (seventh on team) for 171 yards (sixth) ... rushed 11 times for 38 yards and first touchdown of the season in home opener versus Lenoir-Rhyne ... carried 14 times for 68 yards, his second-highest total of the season, in win over Northern Arizona ... playing near his hometown, notched 97 total yards (62 rushing, 25 receiving, 10 kick return) and scored on a two-yard run in key win at Elon ... scored in back-to-back games against Georgia Southern and Furman ... registered 40 rushing yards, including a three-yard touchdown scamper, and 39 receiving yards in blowout win over archrival Western Carolina ... turned in perhaps ASU's biggest offensive play of the season when he made a diving catch for a 20-yard gain on fourth-and-three in the waning moments of ASU's first-round playoff matchup versus James Madison ... one play later, Armanti Edwards' scored from five yards out to give the Mountaineers a 28-27 victory ... with Richardson hobbled by an ankle injury the following week, Moore turned in his first 100-yard rushing performance with 100 yards on 24 carries and a touchdown in a national semifinal victory over No. 5 Youngstown State, where he took some of the load off of an ailing Richardson by posting season highs with 14 carries for 86 yards and a score to help lead ASU to its second-straight national title game ... finished the season with 61 carries for 315 yards and two touchdowns.

**2006:** Served as the primary backup to Walter Payton Award finalist Kevin Richardson ... appeared in 14 games and made two starts in two-back sets versus Wofford and Georgia Southern ... posted best performance of the regular season with 50 yards on nine carries, including his first-career touchdown, in romp at Chattanooga ... his finest effort of the season came in the national semifinal victory over No. 5 Youngstown State, where he took some of the load off of an ailing Richardson by posting season highs with 14 carries for 86 yards and a score to help lead ASU to its second-straight national title game ... finished the season with 61 carries for 315 yards and two touchdowns.

**High School:** Ran for nearly 6,000 yards and 42 touchdowns during prep career ... had well over 1,000 rushing yards before suffering season-ending injury in eighth game of senior season ... had nearly 1,700 all-purpose yards as a freshman in 2002, Cedar Ridge's first year ... ranked as one of North Carolina's top prep running backs by Scout.com.

**Personal:** Full name is Devon Myles Moore ... born April 8, 1988 (21 years old) ... son of Darlene and Myles Moore ... majoring in management.

**MOORE'S CAREER STATISTICS**

Year	GP/GS	Rush	Yards	Avg.	TD	Long	Rec.	Yds.	Avg.	TD	Long
2006	14/2	61	315	5.2	2	25	5	27	5.4	0	8
2007	15/3	95	459	4.8	7	46	14	171	12.2	0	25
2008	3/2	22	123	5.6	2	40	1	19	19.0	0	19
<b>Totals</b>	<b>32/7</b>	<b>178</b>	<b>897</b>	<b>5.0</b>	<b>11</b>	<b>46</b>	<b>20</b>	<b>217</b>	<b>10.9</b>	<b>0</b>	<b>25</b>

**MOORE GAME-BY-GAME**

2008	Rush	Yds.	TD	Long	Rec.	Yds.	TD	Long
LSU	8	23	0	6	1	19	0	19
Jacksonville	9	94	1	40	0	0	0	0
James Madison	5	6	1	6	0	0	0	0
Presbyterian	— DID NOT PLAY —							
The Citadel	— DID NOT PLAY —							
Samford	— DID NOT PLAY —							
Ga. Southern	— DID NOT PLAY —							
Furman	— DID NOT PLAY —							
Wofford	— DID NOT PLAY —							
Chattanooga	— DID NOT PLAY —							
Elon	— DID NOT PLAY —							
W. Carolina	— DID NOT PLAY —							
S.C. State	— DID NOT PLAY —							
Richmond	— DID NOT PLAY —							

2007	Rush	Yds.	TD	Long	Rec.	Yds.	TD	Long
Michigan	0	0	0	0	0	0	0	0
Lenoir-Rhyne	11	38	1	12	0	0	0	0
N. Arizona	9	68	0	28	0	0	0	0
Wofford	1	4	0	4	0	0	0	0
Elon	14	62	1	26	1	25	0	25
Gardner-Webb	8	21	0	11	1	10	0	10
Ga. Southern	3	8	1	4	0	0	0	0
Furman	4	8	1	5	2	20	0	14
The Citadel	8	23	0	10	0	0	0	0
W. Carolina	5	40	1	24	4	39	0	21
Chattanooga	1	16	0	16	0	0	0	0
J. Madison	1	4	0	4	2	22	0	20
E. Washington	24	100	1	11	3	36	0	17
Richmond	2	5	0	9	0	0	0	0
Delaware	4	62	1	46	1	19	0	19

2006	Rush	Yds.	TD	Long	Rec.	Yds.	TD	Long
NC State	7	35	0	20	0	0	0	0
J. Madison	2	5	0	4	0	0	0	0
Mars Hill	4	19	0	8	0	0	0	0
Gardner-Webb	3	24	0	18	1	3	0	3
Elon	3	9	0	4	0	0	0	0
Chattanooga	9	50	1	11	2	16	0	8
Wofford	2	10	0	10	1	4	0	4
Ga. Southern	2	4	0	3	0	0	0	0
Furman	0	0	0	0	0	0	0	0
The Citadel	4	19	0	7	1	4	0	4
W. Carolina	1	2	0	2	0	0	0	0
Coastal Car.	— DID NOT PLAY —							
Montana St.	4	23	0	15	0	0	0	0
Y'Town St.	14	86	1	25	0	0	0	0
Massachusetts	6	29	0	9	0	0	0	0

**COUGAR NORRIS**  
LINEBACKER • 5-11 • 230 • FR.  
NAPLES, FLA./COLLIER

Walk-on has impressed coaches with his ability and intensity both on scout team last fall and throughout spring practices ... comes into the fall penciled in as the backup at middle linebacker, behind all-American Jacques Roman ... will likely have significant roles on special teams in '09.

**2008:** Redshirted.

**High School:** Racked up 275 career tackles as a four-year prep starter (played freshman year at Golden Gate H.S. before concluding high-school career at Collier H.S.) ... two-time first-team all-conference honoree ... also earned first-team all-district recognition as a senior ... voted team MVP as a junior ... coached by ASU alumnus Mark Ivey.

**Personal:** Full name is Craig Michael Norris ... born April 22, 1990 (19 years old) ... son of Gayle and Greg Norris ... is the third of four boys in his family ... enjoys fishing and flying ... major is undecided.

**BRANDON OLSEN**  
LINEBACKER • 6-1 • 225 • SO.  
CONYERS, GA./DUNWOODY

Is hoping to break through the logjam of ultra-talented players that has stymied between him and significant playing time thus far in his career ... will battle through fall camp in hopes of achieving playing time both at linebacker and on special teams ... boasts great athleticism that makes him a versatile option to use in a variety of ways (linebacker, defensive back, kick coverage, etc.).

**2008:** Saw action in just two games ... logged tackles in both of his appearances — vs. Jacksonville and at Chattanooga.

**2007:** Redshirted.

**High School:** Tallied 63 tackles, two forced fumbles, two fumble recoveries, an interception, a sack and seven tackles for loss as a senior ... played both linebacker and offensive guard ... a two-time all-county selection at guard ... also earned *Atlanta Journal-Constitution* all-area accolades ... honored as the DeKalb County Coaches' As-

**SOCON**  
CHAMPIONS  
1986

1987  
1991  
1995  
1999  
2005  
2006  
2007  
2008  
**NCAA**  
NATIONAL  
CHAMPIONS  
2005  
2006  
2007

sociation Offensive and Defensive Player of the Week during the 2006 season ... went to same high school as former ASU wide receiver and current Tampa Bay Buccaneer Dexter Jackson ... coached by James Teter.

**Personal:** Full name is Brandon Chase Olsen... born April 27, 1989 (20 years old)... majoring in industrial design.



★ Today I give my  
ALL for Appalachian State

**LEVI PATE**  
WIDE RECEIVER • 5-10 • 180 • FR.  
SENECA, S.C./SENECA

Will add depth to talented group of receivers ... could make an impact on special teams.

**2008:** Redshirted.

**High School:** Earned all-conference recognition as a senior and all-county plaudits during final two years of prep career ... tallied nearly 500 receiving yards and almost 700 all-purpose yards as a senior ... coached by Brian Smith ... played for the same prep program as ASU place kicker Jason Vitaris.

**Personal:** Full name is Levi Rickard Pate ... born Jan. 12, 1989 (20 years old) ... son of Andrea and Rick Pate ... father, Rick, was an honorable-mention all-America linebacker at Western Carolina in the early 1980s ... led the Catamounts in tackles and to a berth in the NCAA Division I-AA national championship game in 1983 ... is cousin of ASU quarterbacks coach Brad Glenn ... enjoys playing guitar, golfing and taking flight lessons ... majoring in health promotion with a minor in nutrition ... a Dean's List student ... aspires to be a college football coach.



★ Today I give my  
ALL for Appalachian State

**DeANDRE PRESLEY**  
QUARTERBACK • 5-11 • 170 • SO.  
TAMPA, FLA./MIDDLETON

Was very impressive in his role as backup to Walter Payton Award winner Armanti Edwards as a freshman ... in addition to athletic abilities, his poise, grasp for the offense and game management were all evident during his limited playing time ... will continue to serve as an outstanding insurance policy for Edwards while being groomed to take over as signal-caller on a full-time basis in 2010.

**2008:** Earned the nod as Edwards' primary backup during fall camp and appeared in nine games ... completed a 32-yard pass and ran for 17 yards in his first two collegiate plays at LSU ... had the wind knocked out of him during the run and did not return to the game ... saw significant action in the home opener versus Jacksonville, completing 5-of-8 passes for 47 yards and running for 18 more ... was forced into action a little earlier than expected against Presbyterian as Edwards had to leave the game with a mild ankle injury with the outcome still somewhat in doubt ... Presley erased any doubt by running for a pair of touchdowns and completing his only pass for 58 yards to cement the Apps' 48-14 victory ... appeared in four more games as a reserve, highlighted by rushing for 101 yards in just one half of action in ASU's 49-7 rout over Chattanooga ... due to injuries sustained by Edwards in the Apps' SoCon-title-clinching victory over Elon, Presley made his first career start in the regular-season finale at archrival Western Carolina ... responded by totaling 314 yards of offense (158 passing, 156 rushing) and accounting for four touchdowns (three rushing, one passing) in the Mountaineers' 35-10 win ... following the impressive performance, he was named the SoCon's Offensive Player and Freshman of the Week ... became only the seventh player in SoCon history and the first in 17 years to receive two of the conference's weekly awards simultaneously ... the last player to achieve the feat was ASU running back Chip Hooks in 1991 ... finished the year with 379 yards on 30-of-45 passing (66.7 comp. pct.) and 415 yards and seven touchdowns on 73 carries.



**PRESLEY**

**High School:** Threw for 1,600 yards, 18 touchdowns and just three interceptions while completing 70 percent of his passes as a senior ... also ran for 500 yards and six touchdowns ... named first-team all-conference and second-team all-county in football-rich Tampa Bay area ... coached by Harry Hubbard.

**Personal:** Full name is DeAndre Rashard Presley ... born Jan. 10, 1990 (19 years old) ... son of Abigail Kelly ... majoring in marketing.

**PRESLEY'S CAREER STATISTICS**

Year	GP/GS	Att.-Cmp.-Int.	Yards	Pct.	TD	Long	Rush	Yds.	Avg.	TD
2008	9/1	45-30-1	379	66.7	2	58	73	415	5.7	7
<b>Totals</b>	<b>9/1</b>	<b>45-30-1</b>	<b>379</b>	<b>66.7</b>	<b>2</b>	<b>58</b>	<b>73</b>	<b>415</b>	<b>5.7</b>	<b>7</b>

**PRESLEY GAME-BY-GAME**

2008	Att.	Comp.	Int.	Yards	TD	Rush	Yards	TD
LSU	1	1	0	32	0	1	17	0
Jacksonville	5	8	0	47	0	13	18	0
James Madison	— DID NOT PLAY —							
Presbyterian	1	1	0	58	0	5	37	2
The Citadel	0	0	0	0	0	5	35	0
Samford	— DID NOT PLAY —							
Ga. Southern	— DID NOT PLAY —							
Furman	— DID NOT PLAY —							
Wofford	3	3	0	15	0	6	28	1
Chattanooga	3	3	0	51	1	12	101	1
Elon	1	4	0	18	0	4	22	0
W. Carolina	16	25	1	158	1	25	156	3
S.C. State	— DID NOT PLAY —							
Richmond	0	0	0	0	0	2	1	0



★ Today I give my  
ALL for Appalachian State

**BRIAN QUICK**  
WIDE RECEIVER • 6-5 • 210 • SO.  
COLUMBIA, S.C./RIDGE VIEW

If ASU football had a "most improved" award measuring a player's progress from the beginning of the season until the end, Brian Quick would have been the undisputed winner in 2008 ... wanting to tap into Quick's enormous potential as quickly as possible, Appalachian's coaches inserted him into the lineup before the redshirt freshman — who had played only one year of organized football prior to his arrival at ASU — had a firm grasp on the playbook ... Quick struggled through the first few games of the season, so ASU's coaches tried a new approach — they gave Quick a limited number of plays per week to digest and put him on the field only when those plays were called ... the idea turned out to be ingenious ... in learning a little bit at a time rather than having to comprehend an entire playbook only two years after taking up the sport, Quick excelled and became one of the SoCon's most dynamic receivers over the final month-and-a-half of the season ... with a nearly unrivaled set of physical tools and skills, many experts that have observed Quick call him perhaps the top NFL prospect to come through ASU in recent years ... he's slated to be the starting X receiver for the Mountaineers this fall.

**2008:** Rebounded from a slow start to become one of the nation's top receivers over the final month-and-a-half of the season ... had just two receptions for 20 yards through six games ... jump-started his second-half resurgence by going high over a Georgia Southern defender in the corner of the end zone to haul in a 14-yard touchdown pass in ASU's one-point triumph ... had another acrobatic, leaping catch (see photo on p. 75) among his two receptions for 61 yards in a 26-14 win over Furman ... enjoyed a breakthrough performance in front of a national audience when he caught four passes for 172 yards, including touchdowns from 58, 50 and 31 yards out in a 70-24 demolition of third-ranked Wofford on ESPN2 ... named SoCon freshman of the Week following outburst against Wofford ... tallied three receptions for 40 yards, including a 22-yard touchdown in the SoCon-title-clinching 24-16 triumph over Elon ... averaged 5.5 receptions for 94.5 yards in first two postseason games of his career ... scored twice in opening-round win over South Carolina State ... led team with 21.6 yards per reception (min. 10) ... set an ASU freshman-record with seven touchdown receptions ... set a school-record for single-game receiving average with 43 yards per catch in the wild win over Wofford ... finished season with 23 catches for 496 yards ... named to Southern Conference's all-freshman team.



**QUICK**



SR. LB  
JACQUE  
ROMAN

**SOCON**  
CHAMPIONS

1986

1987

1991

1995

1999

2005

2006

2007

2008


**NCAA**  
NATIONAL  
CHAMPIONS

2005

2006

2007





★ Today I give my ALL for Appalachian State

**JOHN RIZER**  
DEFENSIVE LINEMAN • 6-2 • 220 • FR.  
FAYETTEVILLE, N.C./JACK BRITT

Very talented lineman redshirted last year because the logjam of defensive linemen in the program ... with every lineman that lettered returning to the squad this year, Rizer's role at defensive end will likely be to provide depth ... however, his athleticism and explosiveness makes him an obvious candidate to see a lot of action on special teams.

2008: Redshirted.

**High School:** Amassed 63 tackles, including 25 for loss, as a senior ... also racked up nine sacks, three forced fumbles and three fumble recoveries ... played at same high school as former ASU all-America defensive end and current New York Jet Marques Murrell ... coached by Richard Bailey.


**Personal:** Full name is John Michael Rizer ... born Aug. 10, 1990 (turns 19 during season) ... son of Pamela Bell ... majoring in biology, pre-professional.



★ Today I give my ALL for Appalachian State

**TONY ROBERTSON**  
DEFENSIVE LINEMAN • 6-2 • 260 • JR.  
LAURINBURG, N.C./SCOTLAND COUNTY

Fully recovered from the foot injury that cost him all but three games in 2008 ... like teammates Dominique McDuffie and Devon Moore, since the injury occurred prior to the fourth game of the season and since Robertson had not previously redshirted in his career, he was able to apply for a medical redshirt from the NCAA, which allows him to retain the year of athletic eligibility ... recovered in time to participate in spring practices and regain his spot atop the depth chart at left defensive end ... the big, strong, athletic defensive end will be pushed for playing time by sophomore Lanston Tanyi, who earned SoCon all-freshman accolades while filling in for Robertson last season.



ROBERTSON

2008: Had two tackles for loss and a sack among his seven total stops before sustaining the season-ending foot injury in the waning seconds of ASU's heartbreaking loss at No. 5 James Madison ... the sack came in the home opener versus Jacksonville and the other tackle for loss came at JMU.

2007: Collected honorable-mention all-American recognition from *The Sports Network* and second-team all-SoCon honors from the league's coaches ... tied for team lead and second in the SoCon with 5.5 sacks on the season ... 15.5 tackles for loss were good for second on squad and third in conference ... notched at least one TFL in 13-of-15 games ... ranked ninth on team with 62 total tackles (30 solo) ... opened season with five stops in triumph at Michigan ... first sack of the season came among three tackles in win over Northern Arizona ... notched multiple stops behind the line of scrimmage in four of the next six games, highlighting the impressive stretch with a game-high 12 tackles, including two for loss, and a quarterback hurry versus Georgia Southern ... capped the six-game outburst with six stops, including two for loss and a sack-and-a-half, in win at The Citadel ... notched six tackles, with one-and-a-half coming behind the line of scrimmage, in regular-season finale versus Chattanooga ... made a key interception that set up a second-quarter touchdown in 28-27 victory over James Madison in the first round of the NCAA Division I playoffs ... kept Eastern Washington's high-powered passing attack off-balance with two sacks and a quarterback hurry in national-quarterfinal win ... broke up a pass to go along with three tackles versus Delaware in national championship game.

2006: Was impressive in limited playing time as a true freshman ... racked up 14 tackles, including 3.5 for loss and 2.5 sacks, and forced a fumble in 13 appearances ... turned in perhaps the finest performance of the year with a season-high three tackles, including one for loss and a half-sack, in 56-21 rout at Chattanooga ... forced a fumble in romp over Furman.

**High School:** Amassed over 100 tackles as a senior ... a 2005 first-team all-Mid-Southeastern Conference selection at linebacker ... helped lead Scotland County to 9-4 record in '05 ... played as a prep with current ASU teammate Tavaris Washington and attended the same school as redshirt freshman Terrence McLean.

**Personal:** Full name is Tony Darnell Robertson, Jr. ... born Dec. 22, 1987 (21 years old) ... son of Angela Robertson ... is part of a strong gridiron pedigree ... older brother, Adrian, played at Wingate University and now plays semi-professionally for the Scotland Saber Kats of the Southeastern American Football League ... younger brother, Travian, is a junior defensive end at South Carolina ... Tony is majoring in graphic arts and imaging technology.

**ROBERTSON'S CAREER STATISTICS**

Year	GP/GS	Solo	Asst.	Total	TFL-Yds.	Sack-Yds.	INT	PBU	QBH	FR/FF
2006	13/0	6	8	14	3.5-17	2.5-14	0	0	1	0/1
2007	15/13	30	32	62	15.5-56	5.5-36	1	1	5	0/0
2008	3/3	5	2	7	2.0-13	1.0-9	0	0	0	0/0
<b>Totals</b>	<b>31/16</b>	<b>41</b>	<b>42</b>	<b>83</b>	<b>21.0-86</b>	<b>9.0-59</b>	<b>1</b>	<b>1</b>	<b>6</b>	<b>0/1</b>

**ROBERTSON GAME-BY-GAME**

2008	S-A-T	TFL	Sacks	QBH	PBU	Int.	FF	FR
LSU	1-2-3	0.0-0	0.0-0	0	0	0	0	0
Jacksonville	1-0-1	1.0-9	1.0-9	0	0	0	0	0
James Madison	3-0-3	1.0-4	0.0-0	0	0	0	0	0
Presbyterian	— DID NOT PLAY —							
The Citadel	— DID NOT PLAY —							
Samford	— DID NOT PLAY —							
Ga. Southern	— DID NOT PLAY —							
Furman	— DID NOT PLAY —							
Wofford	— DID NOT PLAY —							
Chattanooga	— DID NOT PLAY —							
Elon	— DID NOT PLAY —							
W. Carolina	— DID NOT PLAY —							
S.C. State	— DID NOT PLAY —							
Richmond	— DID NOT PLAY —							

2007	S-A-T	TFL	Sacks	QBH	PBU	Int.	FF	FR
Michigan	5-0-5	0	0	0	0	0	0	0
Lenoir-Rhyne	1-4-5	0.5	0	0	0	0	0	0
N. Arizona	3-0-3	1	1	0	0	0	0	0
Wofford	3-1-4	2	0	0	0	0	0	0
Elon	0-1-1	0.5	0.5	0	0	0	0	0
Gardner-Webb	3-1-4	2	1	1	0	0	0	0
Ga. Southern	3-9-12	2	0	1	0	0	0	0
Furman	0-2-2	0.5	0.5	0	0	0	0	0
The Citadel	3-3-6	2	1.5	0	0	0	0	0
W. Carolina	1-0-1	1	1	0	0	0	0	0
Chattanooga	2-4-6	1.5	0	1	0	0	0	0
J. Madison	3-1-4	0	0	0	0	1	0	0
E. Washington	2-2-4	2	0	1	0	0	0	0
Richmond	0-2-2	0.5	0	1	0	0	0	0
Delaware	1-2-3	0	0	0	1	0	0	0

2006	S-A-T	TFL	Sacks	QBH	PBU	Int.	FF	FR
NC State	0-0-0	0	0	0	0	0	0	0
J. Madison	0-0-0	0	0	0	0	0	0	0
Mars Hill	1-1-2	0.5	0.5	0	0	0	0	0
Gardner-Webb	0-1-1	0	0	0	0	0	0	0
Elon	1-1-2	0.5	0.5	0	0	0	0	0
Chattanooga	1-2-3	1	0.5	0	0	0	0	0
Wofford	0-1-1	0	0	0	0	0	0	0
Ga. Southern	0-0-0	0	0	0	0	0	0	0
Furman	1-1-2	0.5	0	0	0	0	1	0
The Citadel	1-0-1	1	1	0	0	0	0	0
W. Carolina	— DID NOT PLAY —							
Coastal Car.	1-0-1	0	0	0	0	0	0	0
Montana St.	0-0-0	0	0	1	0	0	0	0
Y'Town St.	0-1-1	0	0	0	0	0	0	0
Massachusetts	— DID NOT PLAY —							



JR. DB MARK LEGREE

**SOCON**  
CHAMPIONS

1986

1987

1991

1995

1999

2005

2006

2007

2008

**NCAA**

NATIONAL CHAMPIONS

2005

2006

2007



★ Today I give my ALL for Appalachian State

JACQUE ROMAN LINEBACKER • 6-1 • 240 • SR. KINGSLAND, GA./CAMDEN COUNTY



The heart and soul of ASU's defense returns for his fourth year as the starter at middle linebacker ... turned in his finest season as a Mountaineer last year, leading the SoCon and tying for sixth nationally with 130 total tackles ... needs just 29 tackles to move into ASU's all-time top 10, a list dotted with names like Dexter Coakley, Dino Hackett and Corey Lynch ... has started 33 of ASU's last 34 games at middle linebacker and barring any unforeseen circumstances, will do so again in 2009.

2008: Enjoyed his finest season to date in the Black and Gold ... led ASU and the SoCon and tied for sixth nationally with 130 total tackles ... also led the team and SoCon and was tied for second nationally with four fumble recoveries ... was rewarded for his efforts with the SoCon Defensive Player of the Year award, as voted by the league's coaches, as well as first-team all-America recognition from The Sports Network and first-team all-conference accolades from the SoCon's coaches and media ... turned in one of his finest performances of the year in the season opener at LSU, with 12 tackles and an interception that set up an ASU field goal ... was named SoCon Defensive Player of the Week following his performance in Baton Rouge ... tallied a dozen tackles and picked off a pass again four weeks later versus Presbyterian ... put together a string of four-straight games with double-digit tackles versus Samford (10), Georgia Southern (11), Furman (15) and Wofford (13) in mid-to-late October ... registered a 13-yard sack at Samford and recovered two fumbles and returned them a combined 33 yards in the Apps' 70-24 rout over No. 3 Wofford ... reached double-digits in the tackles column once again two weeks later with 10 stops in the SoCon-title-clinching 24-16 win over No. 11 Elon ... combined for 23 tackles in two postseason games ... in addition to leading the team in tackles, ranked fifth on the squad with six-and-a-half tackles for loss, tied for third with three sacks and two interceptions.

2007: Earned honorable-mention all-America recognition from The Sports Network after leading the team and tying for second in the SoCon with 127 total tackles (49 solo) ... tied for third in the conference with two forced fumbles and two fumble recoveries ... the two forced fumbles ranked among ASU's biggest plays of the season — the first quelled a Michigan drive in ASU's 34-32 win in the season opener and the second, which came at the ASU nine yard line with less than a minute remaining, prevented James Madison from attempting a chip-shot game-winning field goal in ASU's 28-27 win in the first round of the NCAA Division I playoffs ... had five tackles (four solo) to go along with a forced fumble in the opener at Michigan ... had back-to-back double-digit tackle games versus Northern Arizona (14) and Wofford (13) ... notched third double-digit tackle performance of the season with 11, including one-and-a-half for loss, against Georgia Southern ... matched the season-high one-and-a-half TFL and recovered a fumble the following week at Furman ... in addition to the decisive forced fumble in the opening-round playoff win versus JMU, added 20 tackles (the second-most in ASU postseason history) and a 77-yard fumble return that set up an ASU touchdown in the one-point win ... racked up 39 tackles in four postseason games ... finished season with four double-digit tackle efforts ... four quarterback hurries were good for fourth on the squad ... 5.5 tackles for loss tied for seventh on the team ... started every game at middle linebacker but the regular-season finale, in which senior Cam Speer started in Roman's place.

2006: Had 44 tackles in 14 games, including 2.5 for loss and a sack ... also hurried the passer once and broke up four passes ... had a career day in first-career start, tallying nine tackles and a sack at Gardner-Webb ... had six stops at Chattanooga and at home against The Citadel ... broke up a pair of passes in regular-season finale at Western Carolina ... made five tackles in postseason debut versus Coastal Carolina.



ROMAN

2005: Redshirted.

High School: Two-year starter earned all-state recognition as a senior in 2003 ... helped lead Camden County to Georgia 5A state championship with a perfect 15-0 record during senior campaign ... part of a CCHS defense that recorded nine shutouts in '03 ... selected to play in 2003 Georgia North-South all-star game ... did not play football in 2004 ... coached by Jeff Herron.

Personal: Full name is Jacqué Jacoby Roman ... majoring in communication - organizational/public.

ROMAN'S CAREER STATISTICS

Table with columns: Year, GP/GS, Solo, Asst., Total, TFL-Yds., Sack-Yds., INT, PBU, QBH, FR/FF. Rows for 2006, 2007, 2008, and Totals.

ROMAN GAME-BY-GAME

Table with columns: 2008, S-A-T, TFL, Sacks, QBH, PBU, Int., FF, FR. Rows for various opponents like LSU, Jacksonville, James Madison, etc.

Table with columns: 2007, S-A-T, TFL, Sacks, QBH, PBU, Int., FF, FR. Rows for various opponents like Michigan, Lenoir-Rhyne, N. Arizona, etc.

Table with columns: 2006, S-A-T, TFL, Sacks, QBH, PBU, Int., FF, FR. Rows for various opponents like NC State, J. Madison, Mars Hill, etc.

Portrait of Matt Ruff with text: ★ Today I give my ALL for Appalachian State MATT RUFF OFFENSIVE LINEMAN • 6-3 • 270 • SO. CHARLOTTE, N.C./PROVIDENCE

After seeing limited playing time as a redshirt freshman, the big, athletic lineman comes into fall camp tabbed as the starter at right guard ... will likely also continue to contribute on field goal/PAT units, where he was a main cog in '08.

2008: Appeared in 12 games, mainly on special teams ... did see action on the line in six games ... turned in best performance of the season versus Presbyterian, grading out

SOCON CHAMPIONS 1986

1987

1991

1995

1999

2005

2006

2007

NCAA NATIONAL CHAMPIONS

2005

2006

2007

at 85 percent over 20 plays ... was in for 27 snaps versus Jacksonville and Chattanooga and received identical 77 percent grades for both performances ... recorded three knockdowns versus JU.

**2007:** Redshirted.

**High School:** Helped lead Charlotte Providence to a 9-5 record, advancing to the third round of the N.C. Class 4-AA playoffs in 2006 ... three-year starter at tackle ... coached by Randy Long ... teams up with fellow Providence alums Orry Frye, Tim Frye and Pat Mills at Appalachian.

**Personal:** Full name is Matthew Douglas Ruff ... majoring in communication studies.



★ Today I give my  
ALL for Appalachian State

**JONATHAN SHIVELY**  
WIDE RECEIVER • 6-2 • 190 • FR.  
HAYESVILLE, N.C./HAYESVILLE

Will attempt to crack into Appalachian's very deep rotation of receivers as a redshirt freshman ... his 6-2 frame makes him a large target for ASU quarterbacks ... will also compete for playing time on special teams.

**2008:** Redshirted.

**High School:** Was a four-year letterwinner at Hayesville H.S. ... threw for 4,980 yards, ran for 1,430 more and had 95 tackles during his prep career ... was a two-time all-conference honoree at quarterback ... coached by Neil Setzer ... versatile athlete earned 12 varsity letters overall — four in football and basketball, two in track and field and one apiece in baseball and golf.

**Personal:** Full name is Jonathan Douglas Shively ... born May 30, 1989 (20 years old) ... son of Janet and Chip Shively ... comes from a strong athletic pedigree — great grandfather, Berney Shively was the athletics director at the University of Kentucky and is enshrined in the College Football Hall of Fame; grandfather, Doug Shively, played football and baseball at UK and spent over 20 years as a coach in the NFL and at the collegiate level; uncle, David Shively, played baseball at South Carolina ... Jonathan is majoring in business.



★ Today I give my  
ALL for Appalachian State

**D.J. SMITH**  
LINEBACKER • 6-1 • 220 • JR.  
CHARLOTTE, N.C./INDEPENDENCE

Although he often flies under the radar, surrounded by a plethora of all-stars on ASU's defense, Smith continues to play at the level that has made him one of the nation's top linebackers ... his athleticism sets him apart from most 'backers — few can boast the speed, explosiveness and nose for the football that Smith has displayed in his first two years at ASU ... barring any unforeseen circumstances, he will continue to build on his streak of 23-consecutive starts at weakside linebacker this season.



**2008:** Ranked second on the team and in the SoCon and 12th nationally with 123 tackles on the season ... despite the gaudy numbers, only received second-team all-conference recognition from the league's coaches and media and did not receive even an honorable-mention all-America nod ... reached double-figure tackles five times in 14 games, beginning with 11 in the season opener at LSU and closing with averaging



SMITH

15 tackles per game in two postseason contests ... ironically, he put up some of his best numbers in losses, as three of his five double-digit-tackle efforts came in losses (11 at LSU, 10 at James Madison, 14 vs. Richmond) ... turned in arguably his best performance of the regular season at Samford with 16 tackles, 12 of which were solo ... was named the SoCon's Defensive Player of the Week following the strong showing in Alabama ... his finest effort of the year came in the first round of the NCAA Division I Football Championship versus South Carolina State, when he matched the season-high 16 stops and added one-and-a-half tackles for loss, a quarterback hurry and a pass break-up.

**2007:** Turned in a spectacular season as a true freshman ... finished second on the squad and fourth in the SoCon with 121 total tackles (47 solo), despite not winning the starting position at weakside linebacker from incumbent starter Cam Speer until the seventh game of the season ... tackles were the most by an ASU freshman since Dexter Coakley recorded 159 in 1993 ... notched double-digit tackles in 5-of-9 starts ... did not record less than seven tackles in any of his nine starts ... named November's SoCon Defensive Player of the Month after leading ASU in tackles (49), interceptions (2) and pass break-ups (3) in four games during the month ... in just his second-career game, came off the bench to lead all players with 12 tackles versus Lenoir-Rhyne ... in his third start, turned in the best performance by an ASU freshman linebacker in 14 years with 16 tackles (13 solo) and returned his first-career interception 23 yards for a touchdown early in the ballgame to help lead ASU to a crucial 45-24 victory at The Citadel ... 16 tackles were the most in a single-game by an ASU frosh since Coakley's 21 against The Citadel in '93 ... added one-and-a-half tackles for loss against The Citadel and matched that total the following week against archrival Western Carolina ... also intercepted a pass against WCU ... earned SoCon Defensive Player of the Week recognition after tallying a game-high 14 tackles and breaking up two passes in regular-season finale versus Chattanooga ... registered 12 tackles and broke up a pass in each of ASU's first two postseason victories over James Madison and Eastern Washington ... broke up two passes versus Richmond in national semifinals ... capped impressive freshman campaign with 10 tackles in national championship game versus Delaware ... in all, led ASU in tackles six times, including 3-of-4 postseason games (Lenoir-Rhyne, The Citadel, Chattanooga, Eastern Washington, Richmond, Delaware) ... tied for third on squad with 11 pass break-ups.

**High School:** A three-year starter and four-year letterwinner at Charlotte Independence, which went undefeated and won four-straight 4-A state championships during Smith's prep career ... ranked second on the team in tackles as a senior, playing both middle and outside linebacker ... named team MVP in '06 ... a two-time all-state and three-time all-conference selection ... also lettered in basketball ... coached by Tom Knotts.

**Personal:** Full name is Darryl Devon Smith Jr. ... goes by D.J. ... born Feb. 24, 1989 (20 years old) ... son of Pamela Rice ... majoring in accounting.

**SMITH'S CAREER STATISTICS**

Year	GP/GS	Solo	Asst.	Total	TFL-Yds.	Sack-Yds.	INT	PBU	QBH	FR/FF
2007	15/9	47	74	121	5.5-21	0.5-5	2	11	2	1/0
2008	14/14	58	65	123	7.5-21	2.0-8	0	5	3	1/0
<b>Totals</b>	<b>29/23</b>	<b>105</b>	<b>139</b>	<b>244</b>	<b>13.0-42</b>	<b>2.5-13</b>	<b>2</b>	<b>16</b>	<b>5</b>	<b>2/0</b>

**SMITH GAME-BY-GAME**

2008	S-A-T	TFL	Sacks	QBH	PBU	Int.	FF	FR
LSU	4-7-11	0.5-2	0.0-0	1	1	0	0	0
Jacksonville	2-2-4	0.0-0	0.0-0	0	0	0	0	0
James Madison	5-5-10	0.0-0	0.0-0	0	0	0	0	0
Presbyterian	3-3-6	0.0-0	0.0-0	0	0	0	0	0
The Citadel	3-6-9	0.0-0	0.0-0	0	2	0	0	0
Samford	7-9-16	0.5-0	0.0-0	0	0	0	0	0
Ga. Southern	2-4-6	1.0-1	0.0-0	0	0	0	0	0
Furman	4-3-7	1.0-7	1.0-7	0	0	0	0	1
Wofford	3-3-6	0.0-0	0.0-0	0	0	0	0	0
Chattanooga	6-2-8	1.0-3	0.0-0	0	0	0	0	0
Elon	5-4-9	1.0-3	0.0-0	0	1	0	0	0
W. Carolina	0-1-1	0.0-0	0.0-0	0	0	0	0	0
S.C. State	9-7-16	1.5-4	0.0-0	1	1	0	0	0
Richmond	5-9-14	1.0-1	1.0-1	1	0	0	0	0

2007	S-A-T	TFL	Sacks	QBH	PBU	Int.	FF	FR
Michigan	0-1-1	0	0	0	0	0	0	0
Lenoir-Rhyne	4-8-12	0.5	0	0	0	0	0	0
N. Arizona	0-1-1	0	0	0	0	0	0	0
Wofford	0-1-1	0	0	0	0	0	0	0
Elon	0-8-8	0	0	0	3	0	0	0
Gardner-Webb	1-3-4	0	0	1	2	0	0	0
Ga. Southern	2-6-8	0	0	0	0	0	0	0
Furman	3-4-7	0	0	0	0	0	0	0
The Citadel	13-3-16	1.5	0.5	0	0	1	0	0
W. Carolina	2-5-7	1.5	0	0	0	1	0	0
Chattanooga	2-12-14	1	0	0	2	0	0	0
J. Madison	4-8-12	0	0	0	1	0	0	0
E. Washington	7-5-12	0	0	1	1	0	0	1
Richmond	4-4-8	0.5	0	0	2	0	0	0
Delaware	5-5-10	0.5	0	0	0	0	0	0



SR. DB  
CORTEZ  
GILBERT



- 1986
- 1987
- 1991
- 1995
- 1999
- 2005
- 2006
- 2007
- 2008
- NCAA NATIONAL CHAMPIONS 2005
- 2006
- 2007





★ Today I give my  
ALL for Appalachian State

**PHILLIP STRICKLAND**  
LINEBACKER • 5-11 • 225 • SO.  
CLINTON, N.C./CLINTON

Was rewarded for strong play in practice as a member of the scout team with a spot on the travel roster for the final six games of the year ... is looking to become a full-time member of the travel squad as a sophomore ... has ideal size to be a key contributor on special teams while adding all-important depth to the linebacking corps ... changed jersey number from 37 to 65 this season.

**2008:** Appeared in the final six games of the season, beginning with the Halloween night throttling of Wofford at Kidd Brewer Stadium ... played on special teams, but did not register any statistics.

**2007:** Redshirted.

**High School:** A two-time all-county and all-conference performer ... earned all-state recognition from *NCPreps.com* following his junior and senior campaigns ... led the team in tackles both years ... coached by Steve Millard ... also lettered in track and field.

**Personal:** Full name is Phillip Kettrell Strickland ... born May 1, 1989 (20 years old) ... son of Sharon and Kettrell Strickland ... majoring in health promotions with a minor in exercise science.



★ Today I give my  
ALL for Appalachian State

**WES STRINGFIELD**  
WIDE RECEIVER • 5-8 • 160 • FR.  
CHARLOTTE, N.C./CHARLOTTE CATHOLIC

Looks to add depth to talented group of receivers ... will compete for playing time on offense and special teams during fall camp.

**2008:** Redshirted.

**High School:** Earned all-state recognition after posting 1,910 total rushing and receiving yards as a senior at Charlotte Catholic H.S. ... was a three-time all-conference honoree ... named 2007 team MVP ... was a four-year letterwinner in football and baseball ... coached on the gridiron by Jim Oddo.

**Personal:** Full name is Wesley Carl Stringfield ... born Dec. 12, 1989 (19 years old) ... son of Margaret Stringfield ... majoring in political science ... is a Dean's List student ... plans to attend law school.




★ Today I give my  
ALL for Appalachian State

**LANSTON TANYI**  
DEFENSIVE LINEMAN • 6-2 • 250 • SO.  
SHELBY, N.C./SHELBY

With the return of Tony Robertson from last year's season-ending foot injury, it appears that Tanyi may have to settle back into a reserve role, less than 12 months after he started nine of the Apps' final 11 games at left end, tied for the team lead in sacks and earned SoCon all-freshman recognition ... no matter who's starting, Tanyi is sure to be a part of the regular rotation at defensive end ... has put 20 pounds onto his sturdy 6-2 frame since arriving on campus last fall.

**2008:** One of only two true freshman starters for the Mountaineers a season ago (DB Ed Gainey being the other) ... started nine of the season's final 11 games at left end ... tied right end Jabari Fletcher for the team lead with six sacks ... led ASU with nine quarterback hurries ... tallied multiple tackles in 12-of-14 games ... before he even made his way into the starting lineup, he forced a fumble with a vicious sack against Jacksonville ... set the tone for the rest of the season in his first start versus Presbyterian, racking up five tackles, including



one-and-a-half for loss and a sack ... hurried The Citadel quarterback Bart Blanchard four times and added seven tackles in victory over the 12th-ranked Bulldogs ... suffered a bit of a midseason slump but broke out of it in a big way with eight tackles and a quarterback hurry in ASU's SoCon-title-clinching win over No. 11 Elon ... continued the hot streak the following week with two-and-a-half sacks in the regular-season finale at Western Carolina ... finished the season with 52 tackles, including seven behind the line of scrimmage and the SoCon-best sacks total.

**High School:** A two-time all-state defensive lineman ... also earned all-conference and all-county accolades as a prep ... Shrine Bowl participant ... amassed 237 tackles and 25 sacks over two prep seasons, including 123 stops, 10 sacks, five blocked kicks, three fumble recoveries and an interception as a senior ... played at same high school as fellow ASU signee DeMorris Brooks ... coached by Chris Norman.


**Personal:** Full name is Lanston Nkenglerac Tanyi ... born Oct. 2, 1990 (turns 19 during season) ... son of Stephanie and Joseph Tanyi ... is the second-youngest of five children in his family ... majoring in communications - electronic media/broadcasting.

**TANYI'S CAREER STATISTICS**

Year	GP/GS	Solo	Asst.	Total	TFL-Yds.	Sack-Yds.	INT	PBU	QBH	FR/FF
2008	14/9	15	37	52	7.0-28	6.0-25	0	0	9	0/1
<b>Totals</b>	<b>14/9</b>	<b>15</b>	<b>37</b>	<b>52</b>	<b>7.0-28</b>	<b>6.0-25</b>	<b>0</b>	<b>0</b>	<b>9</b>	<b>0/1</b>

**TANYI GAME-BY-GAME**

2008	S-A-T	TFL	Sacks	QBH	PBU	Int.	FF	FR
LSU	0-1-1	0.0-0	0.0-0	0	0	0	0	0
Jacksonville	3-0-3	1.0-5	1.0-5	0	0	0	1	0
James Madison	0-2-0	0.0-0	0.0-0	0	0	0	0	0
Presbyterian	1-4-5	1.5-3	1.0-2	0	0	0	0	0
The Citadel	1-6-7	0.5-1	0.0-0	4	0	0	0	0
Samford	1-1-2	0.0-0	0.0-0	0	0	0	0	0
Ga. Southern	1-4-5	0.0-0	0.5-0	0	0	0	0	0
Furman	0-1-1	0.0-0	0.0-0	2	0	0	0	0
Wofford	0-3-3	0.0-0	0.0-0	0	0	0	0	0
Chattanooga	2-0-2	1.0-7	1.0-7	0	0	0	0	0
Elon	0-8-8	0.0-0	0.0-0	1	0	0	0	0
W. Carolina	3-1-4	2.5-11	2.5-11	1	0	0	0	0
S.C. State	2-1-3	0.0-0	0.0-0	1	0	0	0	0
Richmond	1-5-6	0.5-1	0.0-0	0	0	0	0	0



★ Today I give my  
ALL for Appalachian State

**XAN THOMAS**  
OFFENSIVE LINEMAN • 6-2 • 270 • SO.  
DURHAM, N.C./RIVERSIDE (FORK UNION)

Was enjoying a solid season as a key special-teams contributor and reserve offensive lineman until it was cut short by a season-ending knee injury ... should his knee be fully recovered, he'll be expected to fill the same role in 2009.

**2008:** Appeared in each of the first nine games of the season, primarily on special teams ... saw action on offense versus Jacksonville, Presbyterian and The Citadel ... season came to a premature end when he suffered a season-ending knee injury late in Appalachian's 70-24 win over No. 3 Wofford ... earned academic all-conference recognition for achievement on the field and in the classroom.

**2007:** Redshirted.

**High School:** Attended Riverside H.S. in Durham before spending a year at Fork Union Military Prep School in Fork Union, Va. ... played for head coach Todd Spell at Riverside and head coach LTC John Shuman at Fork Union.

**Personal:** Full name is Alexander James Thomas ... born Jan. 23, 1988 (21 years old) ... son of Ashley and James Thomas ... majoring in construction management.



★ Today I give my  
ALL for Appalachian State

**BRANDON THOMPSON**  
LINEBACKER • 6-1 • 245 • SO.  
KINGSPORT, TENN./DOBYNS-BENNETT

Continues to add valuable depth to ASU's talented linebacking corps ... has added 25 pounds to his 6-1 frame, which could help in his battle for playing time both at linebacker and on special teams.

**SOCON**  
CHAMPIONS  
1986

1987

1991

1995

1999

2005

2006

2007

2008

**NCAA**  
NATIONAL  
CHAMPIONS

2005

2006

2007



**2008:** Did not see game action.

**2007:** Redshirted.

**High School:** Tallied 85 tackles, 10 tackles for loss, four sacks, three quarterback hurries, two pass break-ups and a fumble recovery in just nine games as a senior ... totaled 201 tackles, 13 TFL, six sacks, seven hurries, four fumble recoveries, two INTs and one defensive score during his three-year varsity career ... helped lead Dobyns-Bennett to three-straight postseason appearances ... plays with fellow Dobyns-Bennett alum Daniel Kilgore at ASU ... coached by Graham Clark, who was an assistant under legendary coach Jim Brakefield at ASU in 1979.

**Personal:** Full name is Brandon Tyler Thompson... born Jan. 25, 1989 (20 years old)... son of Gerald and Tammy Thompson ... majoring in building sciences.



Highly touted member of last year's recruiting class is poised to contribute this season after sitting out of action a year ago ... will certainly add valuable depth to the Mountaineers' young offensive line and could make a major push for playing time during camp and as the season moves along.

**2008:** Redshirted.

**High School:** Two-time first-team all-state and three-time first-team all-region selection ... team's most valuable offensive lineman two years in a row ... also racked up 73 tackles and eight sacks on defense ... helped lead ECI to a state championship ... coached by Milan Turner.

**Personal:** Full name is Chad Waylan Turner ... born Feb. 20, 1990 (19 years old) ... son of Connie Turner ... major is undecided.



Enjoyed a solid first season as the Mountaineers' place kicker a season ago ... displays a booming leg on both kickoffs and field goals ... has continued to work on accuracy throughout the offseason.

**2008:** Made 8-of-12 field goals and 64-of-69 extra points in first season as the Mountaineers' regular place kicker ... displayed a powerful leg throughout the season ... was consistently putting kickoffs inside the five yard line until ASU's coaching staff moved to a pooch kick to cut down on the long returns its coverage teams were allowing ... was 2-of-3 on field-goal attempts from 40 yards and beyond, with the only miss coming on a 56-yarder right before halftime of the home opener versus Jacksonville ... knocked a season-long 46-yard field goal through the uprights against Presbyterian.

**2007:** Backed up all-America kicker and ASU's all-time leading kick scorer Julian Rauch ... saw action in two games ... kicked off once for 66 yards versus Gardner-Webb ... kicked a pair of extra points and kicked off three times for a total of 1180 yards in win over archrival Western Carolina.

**2006:** Redshirted.

**High School:** Earned MVP honors as a senior at Seneca H.S. in both football and soccer ... named to the all-state team as a senior ... competed at the North-South All-Star game in both football and soccer ... three-time all-conference selection on the gridiron and four-time selection on the pitch ... coached in American football by Brian Smith ... attended the same high school as current teammate Levi Pate.

**Personal:** Full name is Jason Richard Vitaris ... born Dec. 21, 1987 (21 years old)... son of Tef and Connie Vitaris ... majoring in physical education.

**VITARIS' CAREER STATISTICS**

Year	FGM-FGA	Pct.	Lg	XPM-XPA	Pct.	Pts.	KO	Yds.	Avg.	Lg	TB	OB
2007	0-0	.000	0	2-2	1.000	2	4	246	61.5	66	0	0
2008	8-12	.667	46	64-69	.928	88	93	5,348	57.5	70	9	3
<b>Totals</b>	<b>8-12</b>	<b>.667</b>	<b>46</b>	<b>66-71</b>	<b>.930</b>	<b>90</b>	<b>97</b>	<b>5,594</b>	<b>57.7</b>	<b>70</b>	<b>9</b>	<b>3</b>



Perhaps the fastest player on the squad, making him a touchdown threat each time he touches the ball ... has added very good route-running skills and above-average hands to the mix to become one of the Mountaineers' top receivers ... came out of spring practice listed as the starter at the Y receiver position.

**2008:** Appeared in 13 games, all as a reserve ... caught 11 passes for 125 yards and two touchdowns on the season ... scored on a six-yard pass in the home opener versus Jacksonville and on a career-long 44-yard gain in the first quarter of Appalachian's 35-24 triumph at Samford ... sandwiched the conference slate with his two multi-catch efforts of the season — reeling in a career-best four receptions in SoCon-opening win over The Citadel and catching two passes for 30 yards in SoCon-clinching victory over Elon.


**2007:** Played in nine games ... tallied 147 all-purpose yards (84 receiving, 13 rushing, 27 kick return and 23 punt return) ... turned in best performance of the season in home opener versus Lenoir-Rhyne with two receptions for 69 yards, including a 42-yarder for his only touchdown of the season, and two punt returns for 23 yards ... rushed a season-high three times for 14 yards in national-semifinal win over Richmond ... made first-career start in national championship game versus Delaware.

**2006:** Appeared in eight games ... caught three passes for 32 yards and ran once for five yards ... scored first-career touchdown on 12-yard strike from Chase Laws in 41-0 win over Mars Hill.

**2005:** Redshirted.

**High School:** Led Scotland County with 45 receptions for 697 yards and five touchdowns as a senior ... tremendous speed prompted move to wide receiver in 2004 after starting prep career as a running back and defensive back ... first-team all-Cumberland County honoree ... coached by Mark Barnes ... played as a prep with current ASU teammate Tony Robertson and preceded current teammate Terrence McLean at the school.

**Personal:** Full name is Tavaris Rodriquez Washington ... born Aug. 25, 1987 (turns 22 during the season) ... son of Deanna Buchanan ... majoring in graphic arts and imaging technology.



Hard-nosed defender will compete for playing time at linebacker and on special teams.

**2008:** Redshirted.

**High School:** An all-area and all-conference honoree ... coached by Brian Foster ... also lettered in wrestling.

**Personal:** Full name is Matthew Christopher Watson ... born Feb. 27, 1990 (19 years old) ... son of James Watson ... majoring in graphic arts and imaging technology with a business minor.



The "power back" among the wide array of personnel in Appalachian's stable of running backs ... after a disappointing showing as a redshirt freshman in 2007, had a breakout season last year despite being slowed by injuries during the latter half of the campaign ... missed spring drills while recovering from offseason shoulder surgery but is expected to be at 100 percent and battling for carries when fall camp opens.

**2008:** Despite battling injuries throughout much of the season, had a breakout year ... more than doubled the previous yardage total for his entire career on one play in the



**SOCON**  
CHAMPIONS

1986

1987

1991

1995

1999

2005

2006

2007

2008

**NCAA**  
NATIONAL CHAMPIONS

2005

2006

2007

season opener at LSU — a 44-yard touchdown connection with Armanti Edwards ... prior to the 44-yard gain, Welton had produced just 19 yards on four carries during his collegiate career ... his coming-out party came the very next week in the home opener versus Jacksonville, when he torched the Dolphins for 161 yards and three touchdowns on only 10 carries ... was named the SoCon Offensive Player of the Week following the breakthrough performance ... picked up 92 hard-fought yards on the ground and scored a pair of touchdowns in the Apps' heart-breaking 35-32 setback at No. 5 James Madison ... found paydirt twice over the next three games to give him seven touchdowns through seven games but suffered the shoulder injury that would eventually require offseason surgery in that seventh game at Samford and had to sit out versus Georgia Southern and Furman ... returned to the lineup on Halloween night to score one of the Mountaineers' 10 touchdowns in their 70-24 shellacking of No. 3 Wofford ... posted his second three-touchdown performance of the season eight days later at Chattanooga, scoring all three touchdowns in the first half of the 49-7 rout ... had 54 yards on 13 carries in the SoCon-title-clinching victory over No. 11 Elon, but it came at a price as the injury bug reared its ugly head again, forcing him to miss the regular-season finale at Western Carolina ... he returned to the lineup for the postseason but managed only 23 yards on seven carries in two playoff contests ... despite the late-season drop in production caused by the shoulder ailment, Welton led all ASU running backs with 95 rushes, 544 rushing yards and 11 touchdown runs ... his seven receptions were also tops among Mountaineer RBs.



**2008:** Turned in another solid, if not spectacular, season as ASU's right tackle ... finished sixth on the squad with 55 tackles from his interior-line position, including four-and-a-half tackles for loss and three sacks ... he also hurried the passer four times, forced a fumble and recovered another fumble and returned it 11 yards ... however, the workmanlike effort largely flew under the radar, thanks to the plethora of superstars that the Mountaineers sport on both sides of the ball, with Williams receiving only second-team all-conference recognition ... was a consistent force, making between three and six tackles in 13-of-14 games ... his best performance of the season came in the Mountaineers' thrilling 37-36 victory at Georgia Southern, where he had five tackles (four solo), one-and-a-half sacks and forced a fumble ... the GSU game highlighted a late-season surge for Williams, who had no tackles for loss through the first five games but posted all four-and-a-half over the next eight outings ... all four of his quarterback hurries, as well as the forced fumble and fumble recovery, also came in the final two-thirds of the year.



**2007:** Saw action in just one game, rushing four times for 19 yards in home opener versus Leñoir-Rhnye.

**2006:** Redshirted.

**High School:** Returned a pair of kickoffs for touchdowns as a senior ... ran for just under 1,000 yards for a young, 1-9 Jones County squad ... is also a regional champion long-jumper.

**Personal:** Full name is Robert Keith Welton ... born Dec. 23, 1987 (21 years old) ... son of Leticia Moran ... cousin, Chansi Stuckey, plays wide receiver for the NFL's New York Jets ... Welton is majoring in organizational/public communications ... he aspires to attend graduate school.

**WELTON'S CAREER STATISTICS**

Year	GP/GS	Rush	Yards	Avg.	TD	Long	Rec.	Yds.	Avg.	TD	Long
2007	1/0	4	19	4.8	0	12	0	0	0.0	0	0
2008	11/5	95	544	5.7	11	72	7	86	12.3	1	44
<b>Totals</b>	<b>12/5</b>	<b>99</b>	<b>563</b>	<b>5.7</b>	<b>11</b>	<b>72</b>	<b>7</b>	<b>86</b>	<b>12.3</b>	<b>1</b>	<b>44</b>

**WELTON GAME-BY-GAME**

2008	Rush	Yds.	TD	Long	Rec.	Yds.	TD	Long	
LSU	1	3	0	3	1	44	1	4	
Jacksonville	10	161	3	72	0	0	0	0	
James Madison	17	92	2	11	1	-1	0	0	
Presbyterian	11	69	1	18	1	2	0	2	
The Citadel	8	22	0	6	0	0	0	0	
Samford	10	36	1	8	0	0	0	0	
Ga. Southern	— DID NOT PLAY —								
Furman	— DID NOT PLAY —								
Wofford	11	30	1	7	1	-4	0	0	
Chattanooga	7	54	3	18	0	0	0	0	
Elon	13	54	0	14	0	0	0	0	
W. Carolina	— DID NOT PLAY —								
S.C. State	3	15	0	9	3	45	0	18	
Richmond	4	8	0	3	0	0	0	0	

**2007:** Received first-team all-America recognition from *The Sports Network* ... named second-team all-SoCon by the league's coaches and media ... started all 15 games at right tackle ... was the only ASU defensive lineman to start every contest ... ranked sixth on team with 74 total tackles ... five sacks were tied for third on the squad ... 11 tackles for loss ranked fourth on team and eighth in SoCon ... had a breakout performance versus Northern Arizona, making nine tackles, including two tackles for loss and a sack, en route to SoCon Defensive Player of the Week accolades ... made a season-best five solo tackles among his seven total stops at Wofford ... matched season high with nine tackles, including one-and-a-half for loss, versus Georgia Southern ... highlighted string of five-straight games with at least one TFL by registering a season-best 2.5 stops behind the line of scrimmage, including 1.5 sacks and a forced fumble, in victory at Furman ... totaled 18 tackles in four postseason games, capped by making five tackles, including one-and-a-half for loss and a half-sack, in national championship game versus Delaware ... also excelled in the classroom en route to academic all-conference honors.

**2006:** Played in 10 games as a true freshman, often in short-yardage situations ... finished with nine tackles, including three for loss and a half-sack ... turned in best performance of the season versus Mars Hill with five tackles, 1.5 TFL and the half-sack ... earned a spot on ASU athletics' academic honor roll.

**High School:** Notched nearly 100 tackles, including 18 sacks, to help lead Northwest Cabarrus to a 10-2 mark in 2005 ... a first-team 3A all-state selection by *NCPreps.com* ... named North Piedmont 3A Defensive Player of the Year ... honored as a second-team all-Piedmont performer by the *Charlotte Observer*.

**Personal:** Full name is Michael Anthony Williams, Jr. ... born Nov. 7, 1987 (turns 22 during season) ... son of Braendelyn and Michael Williams, Sr. ... majoring in graphic arts and imaging technology ... enjoys playing golf.

**WILLIAMS' CAREER STATISTICS**

Year	GP/GS	Solo	Asst.	Total	TFL-Yds.	Sack-Yds.	INT	PBU	QBH	FR/FF
2006	10/0	4	5	9	3.0-15	0.5-3	0	0	0	0/0
2007	15/15	25	49	74	11.0-43	5.0-29	0	2	2	0/1
2008	14/14	13	42	55	4.5-29	3.0-25	0	0	4	1/1
<b>Totals</b>	<b>39/29</b>	<b>42</b>	<b>96</b>	<b>138</b>	<b>18.5-87</b>	<b>8.5-57</b>	<b>0</b>	<b>2</b>	<b>6</b>	<b>1/2</b>

**WILLIAMS GAME-BY-GAME**

2008	S-A-T	TFL	Sacks	QBH	PBU	Int.	FF	FR
LSU	1-2-3	0.0-0	0.0-0	0	0	0	0	0
Jacksonville	1-2-3	0.0-0	0.0-0	0	0	0	0	0
James Madison	2-1-3	0.0-0	0.0-0	0	0	0	0	0
Presbyterian	0-4-4	0.0-0	0.0-0	0	0	0	0	0
The Citadel	0-1-1	0.0-0	0.0-0	0	0	0	0	0
Samford	2-4-6	0.5-1	0.0-0	1	0	0	0	0
Ga. Southern	4-1-5	1.0-12	1.5-12	0	0	0	1	0
Furman	0-3-3	0.0-0	0.0-0	1	0	0	0	1
Wofford	0-4-4	0.5-1	0.0-0	0	0	0	0	0
Chattanooga	1-2-3	0.5-6	0.5-6	0	0	0	0	0
S.C. State	0-6-6	1.0-2	0.0-0	1	0	0	0	0
Richmond	1-5-6	0.0-0	0.0-0	1	0	0	0	0

Two-time all-conference honoree has made 29-consecutive starts at right defensive tackle, a streak that figures to be extended this fall ... the big-bodied, yet agile, senior goes into fall camp listed as the expected starter for the third-straight year.



1986

1987

1991

1995

1999

2005

2006

2007

2008



2005

2006

2007

72

INTRO & MEDIA INFO

SEASON OUTLOOK

COACHES & STAFF

2009 MOUNTAINEERS

2009 OPPONENTS

2007	S-A-T	TFL	Sacks	QBH	PBU	Int.	FF	FR
Michigan	1-0-1	0	0	0	0	0	0	0
Lenoir-Rhyne	0-4-0	0.5	0	0	0	0	0	0
N. Arizona	1-8-9	2	1	0	0	0	0	0
Wofford	5-2-7	0	0	0	0	0	0	0
Elon	2-3-5	1	0	0	0	0	0	0
Gardner-Webb	1-1-2	1	1	0	0	0	0	0
Ga. Southern	1-8-9	1.5	0	0	0	0	0	0
Furman	2-2-4	2.5	1.5	0	0	0	1	0
The Citadel	3-2-5	1	1	0	1	0	0	0
W. Carolina	3-3-6	0	0	0	1	0	0	0
Chattanooga	0-4-4	0	0	0	0	0	0	0
J. Madison	2-5-7	0	0	0	0	0	0	0
E. Washington	0-1-1	0	0	0	0	0	0	0
Richmond	2-3-5	0	0	2	0	0	0	0
Delaware	2-3-5	1.5	0.5	0	0	0	0	0

2006	S-A-T	TFL	Sacks	QBH	PBU	Int.	FF	FR
NC State								
J. Madison	0-0-0	0	0	0	0	0	0	0
Mars Hill	1-4-5	1.5	0.5	0	0	0	0	0
Gardner-Webb	2-0-2	1	0	0	0	0	0	0
Elon	0-0-0	0	0	0	0	0	0	0
Chattanooga	1-1-2	0.5	0	0	0	0	0	0
Wofford								
Ga. Southern	0-0-0	0	0	0	0	0	0	0
Furman	0-0-0	0	0	0	0	0	0	0
The Citadel	0-0-0	0	0	0	0	0	0	0
W. Carolina								
Coastal Car.	0-0-0	0	0	0	0	0	0	0
Montana St.								
Y'Town St.	0-0-0	0	0	0	0	0	0	0
Massachusetts								



★ Today I give my ALL for Appalachian State

**ANTHONY WILSON**  
OFFENSIVE LINE • 6-1 • 290 • SO.  
ESSEX, MD./OUR LADY OF GOOD COUNSEL


Joins Jason Jones in making the transition from the logjam on the defensive line to the opportunity to compete for a job right away on the offensive line ... with his 290-pound frame, Wilson impressed his new coaches on the offensive side of the ball and is penciled in as the backup Matt Ruff at right guard ... will likely also compete for playing time on field goal/PAT protection unit ... has switched jersey No. from 94 to 76 due to the position change.

**2008:** Did not see game action.

**2007:** Redshirted.

**High School:** A four-year letterwinner at Our Lady of Good Council in suburban Baltimore ... tallied 35 tackles, five sacks and three forced fumbles as a senior en route to first-team all-county and second-team all-conference accolades ... coached by Bob Milloy ... also lettered twice in baseball.

**Personal:** Full name is Anthony Carlton Wilson ... born Sept. 21, 1988 (turns 21 during season) ... son of Pernicer F. Wilson ... uncle, Reggie, played basketball at Auburn and uncle, Mike, played basketball at Florida A&M ... majoring in computer information systems ... aspires to be a computer analyst.



★ Today I give my ALL for Appalachian State

**GORDY WITTE**  
DEFENSIVE LINE • 6-6 • 285 • SO.  
SALISBURY, N.C./SALISBURY

Big, athletic defensive lineman will ride the momentum of an impressive spring into fall camp where he enters listed as the starter at left tackle ... boasts the physical tools to be a dominant force on the collegiate level but has had to overcome injuries for much of his career to this point.

**2008:** Appeared in 12 games as a reserve ... made eight tackles, including two for loss and a sack, in limited action ... first career sack came against Presbyterian.

**2007:** Played in season's first three games at Michigan, vs. Lenoir-Rhyne and vs. Northern Arizona ... recorded only statistics with two tackles against L-R ... suffered a


back injury versus NAU and sat out the rest of the season ... received a medical redshirt.

**High School:** An all-conference performer on the gridiron who has also gained much notoriety as a prep wrestler ... played both offensive and defensive line, leading Salisbury to a conference title as a senior ... led team with 15 tackles for loss as a junior ... has over 100 victories versus less than 25 defeats in his four-year wrestling career ... two-time state heavyweight champion ... coached by Joe Pinyan.

**Personal:** Full name is Gordon Leslie Witte Jr. ... born June 15, 1989 (20 years old) ... son of Patti P. Washington and Gordon Witte, Sr. ... father, Gordon, Sr., played football at the Air Force Academy and played semi-professionally for the Baltimore Eagles ... Gordy is majoring in mathematics.

**WITTE'S CAREER STATISTICS**

Year	GP/GS	Solo	Asst.	Total	TFL-Yds.	Sack-Yds.	INT	PBU	QBH	FR/FF
2007	3/0	2	0	2	0-0	0-0	0	0	0	0/0
2008	12/0	5	3	8	2.0-11	1.0-7	0	0	0	0/0
<b>Totals</b>	<b>15/0</b>	<b>7</b>	<b>3</b>	<b>10</b>	<b>2.0-11</b>	<b>1.0-7</b>	<b>0</b>	<b>0</b>	<b>0</b>	<b>0/0</b>



★ Today I give my ALL for Appalachian State

**JEY YOKELEY**  
TIGHT END • 6-2 • 225 • FR.  
CHARLOTTE, N.C./SOUTH MECKLENBURG

High-school standout at quarterback walked on to the program last fall in hopes of continuing his career as a signal-caller ... however, with his size and athletic ability, it was determined that he could contribute better as a tight end ... began working as a tight end in the spring and will continue to transition to new position throughout fall camp ... may also compete for inclusion on special-teams units.

**2008:** Redshirted.

**High School:** Threw for nearly 2,000 yards with 25 touchdowns and nine interceptions in two seasons as the starting quarterback at South Mecklenburg ... completed over 60 percent of his passes as a junior and nearly 75 percent as a senior ... holds school's single-game record for touchdown passes with five ... also rushed for over 500 yards and five touchdowns as a senior ... coached by James Martin.

**Personal:** Full name is James Edwin Yokeley III ... born Oct. 27, 1989 (turns 20 during season) ... son of Sheila and Jimmy Yokeley ... majoring in pre-law.



★ Today I give my ALL for Appalachian State

**REGAN ZANES**  
WIDE RECEIVER • 6-0 • 175 • FR.  
ZIONSVILLE, IND./ZIONSVILLE

Possesses standout speed and above-average hands ... could compete for inclusion in ASU's ultra-deep receiver rotation ... speed could also make him an asset on special teams.

**2008:** Redshirted.

**High School:** Was a standout performer on the gridiron and in track and field at Zionsville H.S., located in suburban Indianapolis.

**Personal:** Full name is Regan Hart Zanes ... majoring in marketing.



SO. TE BEN JORDEN

**SOCON**  
CHAMPIONS

1986

1987

1991

1995

1999

2005

2006

2007

2008

**NCAA**

NATIONAL CHAMPIONS

2005

2006

2007

## NEWCOMERS

### NO. 41 ZAC BAKER

**LB • 6-2 • 220 • Fr. • Tunnel Hill, Ga./Northwest Whitfield**

**High School:** Ranked fourth in area with 105 tackles as a senior ... added three fumble recoveries and a forced fumble in final prep season ... a first-team all-region honoree and all-area selection by the *Dalton Daily Citizen* ... played for three seasons at Lakeside-Atlanta H.S. before transferring to Northwest Whitfield prior to his senior year ... helped lead squad to a 6-4 record in his only season at Northwest Whitfield ... coached by Mike Falleur.

**Personal:** Full name is Zachary Alexander Baker ... born Sept. 15, 1990 (turns 19 during season) ... son of Gregory Baker ... major is undecided.

### NO. 7 TRAVARIS CADET

**ATH • 6-1 • 210 • So. • Miami, Fla./Central/Pearl River C.C.**

**Previous Colleges:** Attended the University of Toledo in 2007, where he redshirted as a freshman wide receiver ... transferred to Pearl River C.C. (Poplarville, Miss.) and played in two games at wide receiver before suffering an ankle injury that caused him to miss the rest of the season ... caught two passes for 21 yards in his only action at Pearl River ... coached by Tim Hatten.

**High School:** Rated as a three-star recruit and the nation's No. 19 dual-threat quarterback by *Rivals.com* coming out of Miami Central H.S. in 2007 ... threw for 1,391 yards and 13 touchdowns and ran for more than 450 yards and two scores as a senior at Miami Central ... also served as team's punter and place kicker as a prep ... named first-team all-Dade County by the *Miami Herald* following senior campaign ... helped lead squad to an 11-2 record and third round of Florida's 6-A state playoffs as a senior in 2006, with only two losses coming at the hands of eventual state champion Miami Northwestern ... coach by Manny Wright.

**Personal:** Full name is Travaris Terrell Cadet ... born Feb. 1, 1989 (20 years old) ... son of Alicia Davis ... major is undecided.

### NO. 42 MICHAEL FRAZIER

**LB • 6-0 • 200 • Fr. • Conway, S.C./Conway**

**High School:** A three-year starter at Conway H.S., located just outside of Myrtle Beach ... totaled 128 tackles, six sacks, two forced fumbles and an interception as a senior ... named first-team all-state by *SCVarsity.com* ... recognized as the Lower State's top 4-A back by South Carolina Football Coaches Association ... helped lead Conway to an 11-2 record in 2008 and to the South Carolina 4-A state championship game as a sophomore in '06 ... recorded an interception in South Carolina's 24-16 come-from-behind win over North Carolina in the 2008 Shrine Bowl ... coached by Chuck Jordan.

**Personal:** Full name is James Michael Frazier II ... born Nov. 11, 1991 (turns 18 during season) ... son of Marlo and Michael Frazier ... major is undecided.

### NO. 24 BRANDON GRIER

**LB • 6-2 • 215 • Fr. • Charlotte, N.C./West Charlotte**

**High School:** Recorded more than 300 tackles over final two prep seasons, including 156 as a senior ... added 15 tackles for loss, six sacks and five forced fumbles during senior campaign ... named 2008 ME-CA 7 4A Conference Defensive Player of the Year, as well as first-team all-Charlotte *Observer*, all-county and all-conference ... helped lead West Charlotte to 22-6 overall record over final two seasons, including back-to-back undefeated conference championships and four playoff victories ... 2008 Shrine Bowl participant ... coached by Aaron Brand.

**Personal:** Full name is Brandon Norman Grier ... born Nov. 16, 1990 (turns 19 during season) ... son of Bobby Grier ... majoring in recreation management with a minor in health promotion.

### NO. 12 JAMAL JACKSON

**QB • 6-3 • 185 • Fr. • Atlanta, Ga./North Atlanta**

**High School:** Rated as a two-star prospect by *Rivals.com* ... a dual-threat quarterback, completing 66 percent of his passes for 1,652 yards and 20 touchdowns and rushing 35 times for 276 yards and five scores as a senior ... also punted six times for over 200 yards ... in his only season at North Atlanta after transferring from Atlanta Grady prior to his senior year, helped lead squad to a 5-5 record in 2008, just missing out on the program's first playoff berth in 12 years ... boasts a 3.7 grade point average ... coached by Brian Montgomery.

**Personal:** Full name is Brandyn Londry-Jackson ... born Sept. 5, 1990 (turns 19 during season) ... son of Kathy Londry ... major is undecided.

### NO. 33 JEREMY KIMBROUGH

**LB • 5-11 • 215 • Fr. • Decatur, Ga./Cedar Grove**

**High School:** Amassed 133 tackles and 25 tackles for loss in 10 games as a senior ... helped lead Cedar Grove to a 6-4 overall record and third-place finish in the very competitive Georgia 5A-AAA region ... notched two interceptions, three forced fumbles and three fumble recoveries in his career ... garnered all-county recognition as a senior ... was a 2007 U.S. Army all-America nominee ... coached by Robert Rice.

**Personal:** Full name is Jeremy Derean Kimbrough ... born May 22, 1991 (18 years old) ... son of Lisa and Charles Kimbrough ... mother, Lisa, won two national championships playing basketball for the University of Tennessee ... father, Charles, played football at UT ... uncle, Greg O'Neal, played football at the University of Georgia ... Jeremy is majoring in communications.

### NO. 15 JAMILL LOTT

**QB • 6-1 • 180 • Fr. • Kannapolis, N.C./A.L. Brown**

**High School:** In only season as a quarterback, passed for 1,929 yards and 23 touchdowns and rushed for 1,065 yards and 14 scores as a senior ... helped lead A.L. Brown to 13-3 overall record, South Piedmont Conference co-championship and appearance in North Carolina 3-AA state championship game in 2008 ... named Cabarrus County Offensive Player of the Year by *Concord Independent Tribune* ... first-team all-conference selection ... 2008 Shrine Bowl participant ... coached by Ron Massey.

**Personal:** Full name is Jamill Asaad Lott ... born Nov. 21, 1990 (turns 19 during season) ... son of Jana and James Lott ... majoring in architectural technology.

### NO. 10 DEMETRIUS McCRAY

**QB • 6-0 • 175 • Fr. • Covington, Ga./Newton**

**High School:** Named county's Athlete of the Year after a standout senior season at quarterback and defensive back ... a first-team all-conference honoree and 2-AAAA all-region selection as a defensive back ... amassed over 1,600 yards of total offense after taking over at QB following the season opener ... tallied seven interceptions, seven pass break-ups, 40 tackles and a forced fumble on defense ... also played wide receiver during prep career, including during sophomore season when he helped lead Berkeley H.S. in Moncks Corner, S.C. to the South Carolina state semifinals ... coached by Nick Collins.

**Personal:** Full name is Demetrius Charles McCray ... born May 11, 1991 (16 years old) ... son of Verchelle Brown ... majoring in criminal justice.

### NO. 65 STORM MOORE

**OL • 6-3 • 275 • Fr. • St. Stephens, S.C./Timberland**

**High School:** Helped lead Timberland H.S. to 13-1 overall record as a senior, with its only loss coming in the form of a 28-27, double-overtime setback in the 2008 South Carolina 2A state semifinal ... anchored an offensive line that helped Timberland to an average of 46 points per game in '08 ... named honorable mention all-state by *The State* ... a first-team all-county selection ... played in 2008 S.C. North-South All-Star game ... coached by Art Craig.

**Personal:** Full name is Storm Demind Moore ... born Nov. 6, 1990 (turns 19 during season) ... son of Theresa L. Moore ... major is undecided.

### NO. 11 ANDREW PEACOCK

**ATH • 5-10 • 175 • Fr. • Durham, N.C./Northern Durham**

**High School:** Amassed nearly 3,000 yards of total offense (2,200 passing, 700 rushing) at quarterback as a senior ... completed 59 percent of his passes in 2008 ... helped lead Northern Durham to a 4-3 PAC 6 Conference finish and its first playoff appearance in three years ... an all-conference honoree ... was a four-year starter at quarterback for Northern Durham ... coached by Anthony Sullivan.

**Personal:** Full name is Andrew Carrington Peacock ... born Jan. 14, 1991 (18 years old) ... son of Bridgette and Warren Peacock ... majoring in business.

### NO. 31 TROY SANDERS

**DB • 6-0 • 180 • Fr. • Chester, S.C./Chester**

**High School:** Rated as a three-star prospect and the nation's 86th-best safety by *Rivals.com* ... registered 124 tackles, three interceptions, 11 pass break-ups and two sacks as a senior ... finished junior campaign with 80 tackles and three INTs ... helped lead Chester to back-to-back appearances in South Carolina 3-A state championship games ... earned all-state accolades as a senior ... was a three-year starter ... boasts a 3.3 grade point average ... coached by Maurice Flowers.

**Personal:** Full name is Troy Tireck Sanders II ... born Jan. 23, 1991 (18 years old) ... son of Del-rhonda Sanders ... major is undecided.

### NO. 82 RODGER WALKER

**WR • 5-10 • 170 • Fr. • Thomasville, Ga./Brookwood**

**High School:** Topped 1,000 all-purpose yards as a senior, including 467 rushing yards and 388 receiving yards ... his nine touchdowns in 2008 included two on kick returns ... had nearly 1,000 receiving yards as a junior in leading Brookwood to the GISA Class AA state championship ... scored two touchdowns in Brookwood's 41-0 win in the 2007 state championship game, including his second kick return for a score of the season on the game's opening kickoff ... coached by Shane Boggs ... also helped lead BHS to the 2007-08 basketball state title and is an all-state honoree on the hardwood.

**Personal:** Full name is Rodger Thomas Walker ... born April 11, 1991 (18 years old) ... son of Roger Walker ... majoring in athletic training.

### NO. 27 TONY WASHINGTON

**WR • 5-10 • 175 • Fr. • High Point, N.C./T.W. Andrews**

**High School:** Local product amassed over 1,000 all-purpose yards as a senior, including 43 receptions for 600 yards and 350 rushing yards ... tallied 16 total touchdowns in 12 games (eight receiving, five rushing and three kickoff returns) ... also threw a touchdown pass ... helped lead Andrews to an 8-4 overall record and playoff appearance in 2008 ... earned Piedmont 3-A all-conference recognition ... an honorable mention all-area selection by the Greensboro News & Record ... sports a stellar 4.6 grade point average ... coached by Rodney McCoy.

**Personal:** Full name is Michael Anthony Washington II ... born Oct. 18, 1990 (turns 19 during season) ... son of Barbara and Michael Washington ... majoring in architectural design.

### NO. 47 JUSTIN WRAY

**DB • 6-1 • 205 • Fr. • Covington, Ga./Eastside**

**High School:** Rated as a two-star prospect by *Rivals.com* ... was a threat on both sides of the ball as a prep ... passed for 3,991 yards and rushed for 1,680 more as a three-year starter at quarterback for Eastside ... was responsible for 52 total touchdowns as a prep signal-caller (31 passing, 21 rushing) ... was also a standout on defense, seeing time at both safety and outside linebacker ... returned a fumble 70 yards for a touchdown in second-round win in 2008 Georgia Class AAA state playoffs ... led Eastside to 23-10 record in three seasons as a starter, including 18-5 mark over final two seasons and appearance in state quarterfinals as a senior ... named 2008 Region 8-AAA Player of the Year ... coached by Rick Hurst.

**Personal:** Full name Justin Janel Wray ... born June 3, 1991 (18 years old) ... son of Carla Gayle ... majoring in physics.

**SOCON**  
CHAMPIONS

1986  
1987  
1991  
1995  
1999  
2005  
2006  
2007  
2008  
2005  
2006  
2007

**NCAA**  
NATIONAL  
CHAMPIONS

# 2009 OPPONENTS



## 2009 MATCHUPS AT A GLANCE

### GAME 1 • EAST CAROLINA

Date ..... September 5  
 Location (Stadium)..... Greenville, N.C. (Dowdy-Ficklen)  
 ECU 2008 Record (Overall/Conference).....9-5/6-2  
 All-Time Series .....ASU leads 19-10

### GAME 2 • McNEESE STATE

Date ..... September 12  
 Location (Stadium)..... Boone, N.C. (Kidd Brewer)  
 MSU 2008 Record (Overall/Conference) .....7-4/4-3  
 All-Time Series ..... First Meeting

### GAME 3 • SAMFORD

Date ..... September 26  
 Location (Stadium)..... Boone, N.C. (Kidd Brewer)  
 2008 Record (Overall/Conference) .....6-5/4-4  
 All-Time Series .....ASU leads 2-1

### GAME 4 • THE CITADEL

Date ..... October 3  
 Location (Stadium)..... Charleston, S.C. (Johnson Hagood)  
 2008 Record (Overall/Conference) .....4-8/2-6  
 Head Coach .....ASU leads 26-11

### GAME 5 • NORTH CAROLINA CENTRAL

Date ..... October 10  
 Location (Stadium)..... Boone, N.C. (Kidd Brewer)  
 2008 Record (Overall/Conference) .....4-7/N/A  
 All-Time Series ..... First Meeting

### GAME 6 • WOFFORD

Date ..... October 17  
 Location (Stadium)..... Spartanburg, S.C. (Gibbs)  
 2008 Record (Overall/Conference) .....9-3/7-1  
 All-Time Series .....ASU leads 15-10

### GAME 7 • GEORGIA SOUTHERN

Date ..... October 24  
 Location (Stadium)..... Boone, N.C. (Kidd Brewer)  
 2008 Record (Overall/Conference) .....6-5/4-4  
 All-Time Series .....ASU leads 12-11-1

### GAME 8 • FURMAN

Date ..... October 31  
 Location (Stadium)..... Greenville, S.C. (Paladin)  
 2008 Record (Overall/Conference) .....7-5/4-4  
 Head Coach .....Furman leads 21-15-3

### GAME 9 • CHATTANOOGA

Date ..... November 7  
 Location (Stadium)..... Boone, N.C. (Kidd Brewer)  
 2008 Record (Overall/Conference) .....1-11/0-8  
 All-Time Series .....ASU leads 22-10

### GAME 10 • ELON

Date ..... November 14  
 Location (Stadium)..... Elon, N.C. (Rhoades)  
 2008 Record (Overall/Conference) .....8-4/6-2  
 All-Time Series .....ASU leads 27-9-1

### GAME 11 • WESTERN CAROLINA

Date ..... November 21  
 Location (Stadium)..... Boone, N.C. (Kidd Brewer)  
 2008 Record (Overall/Conference) .....3-9/1-7  
 All-Time Series .....ASU leads 54-18-1

## GAME 1 • SEPTEMBER 5 • GREENVILLE, N.C.

# EAST CAROLINA



**HEAD COACH**  
**SKIP HOLTZ**



**SR. DEFENSIVE END**  
**C.J. WILSON**

PASSING	TOP RETURNEES				
	ATT.	CMP.	INT.	YDS.	TD
Pat Pinkney	363	223	7	2675	13

RUSHING	ATT.	YDS.	AVG.	TD
Jon Williams	75	380	5.1	5

RECEIVING	NO.	YDS.	AVG.	TD
Alex Taylor	23	310	13.5	1

TACKLES	UT	AT	TT	SACKS	INT
Van Eskridge	59	38	97	0	4

#### GENERAL INFORMATION

**Location:**..... Greenville, N.C.  
**Founded:**.....1907  
**Enrollment:**.....25,990  
**Nickname:**..... Pirates  
**Colors:**.....Purple and Gold  
**Conference:**.....Conference USA  
**Chancellor:**.....Dr. Steve Ballard  
**Director of Athletics:**.....Terry Holland  
**Stadium:**.....Dowdy-Ficklen  
**Capacity:**.....43,000  
**Playing Surface:**.....Natural Grass  
**Press Box Phone:**.....(252) 328-4697  
**First Year of Football:**.....1932  
**All-Time Record:**.....380-353-11 (.518)  
**Postseason Appearances:**.....15  
**Record:**.....8-7  
**Last Appearance:**.....2008  
**Result:**.....L, 25-19 vs. Kentucky  
 (AutoZone Liberty Bowl)

#### 2009 SCHEDULE

**SEPTEMBER 5 ..... APPALACHIAN STATE**  
 September 12 .....at West Virginia  
 September 19 .....at North Carolina  
**SEPTEMBER 26 ..... UCF\***  
 October 3 .....at Marshall\*  
 October 10 .....at SMU\*  
**OCTOBER 17 ..... RICE\***  
 October 27 .....at Memphis\*  
 November 5 .....at Virginia Tech  
 November 15 .....at Tulsa\*  
**NOVEMBER 21 ..... UAB\***  
**NOVEMBER 28 ..... SOUTHERN MISS\***

#### 2008 RESULTS

Aug. 30 vs. Virginia Tech ..... W, 27-22  
 SEPT. 6 WEST VIRGINIA .....W, 24-3  
 Sept. 13 at Tulane\* ..... W, 28-24  
 Sept. 20 at N.C. State ..... L, 30-24 (OT)  
 SEPT. 27 HOUSTON\* .....L, 41-24  
 Oct. 11 at Virginia .....L, 35-20  
 OCT. 18 MEMPHIS\* ..... W, 30-10  
 Nov. 2 at UCF\* .....W, 13-10 (OT)  
 Nov. 8 MARSHALL\* .....W, 19-16 (OT)  
 Nov. 15 at Southern Miss .....L, 21-3  
 Nov. 22 at UAB\* ..... W, 17-13  
 NOV. 28 UTEP\* ..... W, 53-21  
 Dec.6 at Tulsa ..... W, 27-24  
 Jan. 2 vs. Kentucky (Liberty Bowl) ...L, 25-19

#### COACHING STAFF

**Head Coach:**.....Skip Holtz  
**Alma Mater:**.....Notre Dame, 1986  
**Record at ECU:**.....29-22 (Three years)  
**Career Record:**.....63-45 (Nine seasons)  
**Ast. Head Coach/DB:**.....Rick Smith  
**Def. Coordinator/LB:**.....Greg Hudson  
**Off. Coordinator/OL:**.....Steve Shankweiler  
**Off. Coordinator/QB:**.....Todd Fitch  
**Wide Receivers:**.....Donnie Kirkpatrick  
**Tight Ends:**.....Phil Petty  
**Running Backs:**.....Junior Smith  
**Defensive Tackles:**.....Rick Roggeman  
**D. Ends/Spec. Teams:**.....Vernon Hargreaves

#### TEAM INFORMATION

**2008 Record:**.....9-5  
**2008 C-USA Record:**.....6-2, 1st  
**Final National Ranking:**.....N/A  
**Basic Offense:**.....Multiple  
**Basic Defense:**.....Multiple (4-3 base)  
**Letterwinners Returning/Lost:**.....52/24  
**Starters Returning/Lost:**.....21/7  
**Offense:**.....8/3  
**Defense:**.....8/3  
**Specialists:**.....5/1

#### SERIES HISTORY

**Series Record:**.....ASU leads 19-10  
**In Boone:**.....ASU leads 8-3  
**In Greenville:**.....ASU leads 10-7  
**Last Meeting:**.....ECU 38, ASU 21  
 Nov. 3, 1979 (Boone, N.C.)

#### MEDIA INFORMATION

**SID Contact:**.....Tom McClellan  
**Email:**.....mcclellant@ecu.edu  
**Office Phone:**.....(252) 737-1274  
**Mobile Phone:**.....(252) 414-0990  
**Fax:**.....(252) 737-4528  
**Website:**.....www.ECUPirates.com

#### SERIES NOTES

- After a 30-year hiatus, Appalachian and East Carolina are meeting on the gridiron for the 30th time.
- ASU and ECU were conference-mates in the North State Conference from 1948-61 and the Southern Conference from 1972-76.
- The Mountaineers lead the all-time series, 19-10. Appalachian won the first 10 meetings in the series (1932-51) but ECU has won the last four (1976-79).

- ASU has a history of success against FBS opponents, with seven wins over FBS competition since 1983, including a 34-32 win at No. 5 Michigan in the 2007 season opener that made ASU the only FCS team to ever defeat a nationally ranked FBS opponent.



1986

1987

1991

1995

1999

2005

2006

2007

2008



2005

2006

2007



GAME 4 • OCTOBER 3 • CHARLESTON, S.C.

THE CITADEL



HEAD COACH KEVIN HIGGINS



SR. WIDE RECEIVER ANDRE ROBERTS



TOP RETURNEES table with columns for Passing, Rushing, Receiving, and Tackles. Includes player names like Bart Blanchard, Terrell Dallas, and Andre Roberts.

GENERAL INFORMATION

Location: Charleston, S.C.
Founded: 1842
Enrollment: 2,086
Nickname: Bulldogs, Cadets
Colors: Citadel Blue and White
Conference: Southern
President: Lt. Gen. John W. Rosa, Jr.
Director of Athletics: Larry Leckonby
Stadium: Johnson Hagood
Capacity: 21,000
Playing Surface: Natural Grass
Press Box Phone: (843) 953-9957
First Year of Football: 1905
All-Time Record: 450-501-32 (.474)
Postseason Appearances: Five
Record: 2-3
Last Appearance: 1992
Result: L, 42-17 vs. Youngstown State (1992 NCAA Division I-AA Quarterfinals)

COACHING STAFF

Head Coach: Kevin Higgins
Alma Mater: West Chester, 1977
Record at Citadel: 20-25 (Four years)
Career Record: 76-50-1 (12 seasons)
Off. Coordinator/WRs: Dave Cecchini
Def. Coordinator/LBs: Isaac Collins
Asst. Spec. Tms. Coord.: Aashon Larkins
Recruiting Coordinator/TEs: Ryan Hearn
Running Backs: Everette Sands
Defensive Line: Sean Cronin
Offensive Line: Kevin Olecki
Asst. Offensive Line: Nathaniel Hogge
Asst. Defensive Line: Gerald Dixon

TEAM INFORMATION

2008 Record: 4-8
2008 SoCon Record: 2-6, 7th
Final National Ranking: N/A
Basic Offense: Spread Option
Basic Defense: 4-3
Letterwinners Returning/Lost: 33/20
Starters Returning/Lost: 18/11
Offense: 7/7
Defense: 8/3
Specialists: 3/1

SERIES HISTORY

Series Record: ASU leads 26-11
In Boone: ASU leads 16-3
In Charleston: ASU leads 10-8
Last Meeting: ASU 47, Citadel 21 (Oct. 4, 2008 (Boone, N.C.))

2009 SCHEDULE

September 6: at North Carolina
September 19: at Princeton
SEPTEMBER 26: PRESBYTERIAN
OCTOBER 3: APPALACHIAN STATE\*
October 10: at Elon\*
October 17: at Western Carolina\*
OCTOBER 24: FURMAN\*
OCTOBER 31: SAMFORD\*
NOVEMBER 7: WOFFORD\*
November 14: at Chattanooga\*
November 21: at Georgia Southern\*

2008 RESULTS

AUG. 30 WEBBER INT'L.....W, 54-7
Sept. 6 at Clemson.....L, 45-17
SEPT. 20 PRINCETON.....W, 37-24
SEPT. 27 WESTERN CAROLINA\*.....W, 34-14
Oct. 4 at Appalachian St.\*...L, 47-21
OCT. 11 ELON\*.....L, 27-23
Oct. 18 at Furman\*.....L, 34-20
Oct. 25 at Samford\*.....L, 28-10
NOV. 1 GEORGIA SOUTHERN\*...L, 44-41
Nov. 8 at Wofford\*.....L, 33-28
NOV. 15 CHATTANOOGA\*.....W, 24-21
Nov. 22 at Florida.....L, 70-19

MEDIA INFORMATION

SID Contact: Noelle Orr Blaney
Email: noelle.orr@citadel.edu
Office Phone: (843) 953-5353
Mobile Phone: (843) 708-0044
Fax: (843) 953-5120
Website: www.citadelsports.com

SERIES NOTES

- Appalachian and The Citadel have met every season since ASU joined the Southern Conference in 1972.
ASU has won 14 of the last 15 in the series.
The Mountaineers have come away with victories in six of their last seven trips to Johnson Hagood Stadium.
Appalachian has scored at least 42 points in each of its last four meetings with The Citadel and is averaging 38.5 points per game in its last 10 against the Bulldogs.

- Despite owning a commanding 26-11 lead in the series, ASU is just 10-8 all-time at Johnson Hagood Stadium.

GAME 5 • OCTOBER 10 • BOONE, N.C.

NORTH CAROLINA CENTRAL



HEAD COACH MOSE RISON



JR. DEFENSIVE LINEMAN TERYL WHITE



TOP RETURNEES table with columns for Passing, Rushing, Receiving, and Tackles. Includes player names like Keon Williams, Tony McCord, and Will Scott.

GENERAL INFORMATION

Location: Durham, N.C.
Founded: 1910
Enrollment: 8,383
Nickname: Eagles
Colors: Maroon and Gray
Conference: Independent
Chancellor: Dr. Charlie Nelms
Director of Athletics: Ingrid Wicker-McCree
Stadium: O'Kelly-Riddick Stadium
Capacity: 10,000
Playing Surface: Natural Grass
Press Box Phone: (919) 796-1696
First Year of Football: 1923
All-Time Record: 419-333-30 (.554)
Postseason Appearances: Three
Record: 1-3
Last Appearance: 2006
Result: L, 24-17 vs. Delta State (NCAA Division II First Round)

COACHING STAFF

Head Coach: Mose Rison
Alma Mater: Central Michigan, 1978
Record at NCCU: 10-11 (Two years)
Career Record: Same
Asst. Head Coach/OL: Darryl Bullock
Defensive Coord./DBs: Jake Cabell
Offensive Coord./QB: Dick Portee
Special Teams Coord./ILB: Derrick Arnold
Defensive Line: Mike McGlinchey
Outside Linebackers: Gilbert Wiggins
Running Backs: Marcus Gladden
Tight Ends: John Fletcher
Wide Receivers: Kwame Dixon
Defensive Backs Asst.: Marcello Royal

TEAM INFORMATION

2008 Record: 4-7
2008 Conference Record: N/A
Final National Ranking: N/A
Basic Offense: Multiple Pro Style
Basic Defense: 3-4
Letterwinners Returning/Lost: 61/21
Starters Returning/Lost: 18/4
Offense: 9/2
Defense: 9/2
Specialists: N/A

SERIES HISTORY

Series Record: First Meeting
In Boone: N/A
In Durham: N/A
Last Meeting: N/A

2009 SCHEDULE

September 5: at Hampton
September 12: at Liberty
SEPTEMBER 19: MOREHEAD STATE
September 26: at Duke
October 3: at North Carolina A&T
October 10: at Appalachian State
October 17: CENTRAL METHODIST
OCTOBER 31: CENTRAL STATE
November 7: at Old Dominion
November 14: at Winston-Salem State
NOVEMBER 21: SAVANNAH STATE

2008 RESULTS

AUG. 31 FAYETTEVILLE STATE.....L, 33-22
Sept. 6 at James Madison.....L, 56-7
Sept. 13 at Morgan State.....L, 49-7
Sept. 20 at Cent. Connecticut St.L, 35-23
Oct. 4 vs. North Carolina A&TW, 28-27
Oct. 11 at Presbyterian.....L, 28-24
Oct. 18 at Coastal Carolina.....L, 35-10
NOV. 1 EDWARD WATERS.....W, 34-14
Nov. 8 at Cal Poly.....L, 49-3
Nov. 15 Winston-Salem State...W, 23-16
NOV. 22 SAVANNAH STATE.....W, 10-7

MEDIA INFORMATION

SID Contact: Kyle Serba
Email: kserba@nccu.edu
Office Phone: (919) 530-7054
Mobile Phone: (919) 796-1696
Fax: (919) 530-5426
Website: www.nccueaglepride.com

SERIES NOTES

- Despite being separated by just 168 miles, Appalachian and North Carolina Central are squaring off for the first time.
After years of success at the NCAA Division II level, including playoff appearances in 1988, 2005 and 2006, NCCU joined the Division I ranks in 2007 and 2009 marks its third year of the reclassification process.
ASU is 34-11-2 (.745) all-time on homecoming at Kidd Brewer Stadium. The Mountaineers have won 11 of their last 12 homecoming games and are 17-3 on homecoming under head coach Jerry Moore.
The Apps will don alternate gold Nike jerseys for the homecoming game.

SOCON CHAMPIONS 1986

1987

1991

1995

1999

2005

2006

2007

2008

NCAA NATIONAL CHAMPIONS

2005

2006

2007



GAME 6 • OCTOBER 17 • SPARTANBURG, S.C.

WOFFORD



HEAD COACH MIKE AYERS



WOFFORD



SR. DEFENSIVE END MITCH CLARK

Table with player statistics for Wofford: Passing (Mitch Allen), Rushing (Mike Rucker, Mitch Allen), Receiving (Justice Joslin, Stev Davitte), Tackles (Gary Blount, Mike Niam).

GENERAL INFORMATION

Location: Spartanburg, S.C. Founded: 1854 Enrollment: 1,400 Nickname: Terriers Colors: Old Gold and Black Conference: Southern President: Dr. Benjamin B. Dunlap Director of Athletics: Richard Johnson Stadium: Gibbs Stadium Capacity: 13,000 Playing Surface: Natural Grass Press Box Phone: (864) 597-4487

2009 SCHEDULE

September 5...at South Florida SEPT. 12...CHARLESTON SOUTHERN September 19...at Wisconsin September 26...at Chattanooga\* OCTOBER 3...GEORGIA SOUTHERN\* OCTOBER 17...APPALACHIAN STATE\* October 24...at Western Carolina\* OCTOBER 31...ELON\* November 7...at The Citadel\* NOVEMBER 14...SAMFORD\* November 21...at Furman\*

2008 RESULTS

AUG. 30 PRESBYTERIAN... W, 38-21 SEPT. 6 CHAR. SOUTHERN, ... W, 41-23 Sept. 20 at South Carolina... L, 23-13 Sept. 27 at Ga. Southern\*... W, 38-37 (OT) OCT. 11 CHATTANOOGA\* ... W, 56-7 OCT. 18 WESTERN CAROLINA\*... W, 42-14 Oct. 25 at Elon\*... W, 55-20 Oct. 31 at Appalachian St.\* ... L, 37-28 NOV. 8 THE CITADEL\* ... W, 70-28 Nov. 15 Samford\* ... W, 28-7 NOV. 22 FURMAN\* ... W, 35-10 Nov. 29 at James Madison... L, 38-35

COACHING STAFF

Head Coach: Mike Ayers Alma Mater: Georgetown (Ky.), 1974 Record at WC: 142-96-1 (22 years) Career Record: 152-117-2 (24 years) Off. Coordinator/QBs: Wade Lang Def. Coordinator: Nate Woody Running Backs: Aaron Johnson Wide Receivers: Shiel Wood Kickers: Lee Hanning Outside Linebackers: Nathan Fuqua Safeties: Terry Lantz Special Teams/CBs: Josh Conklin Offensive Line: Eric Nash Defensive Line/Recruiting: Jack Teachy

TEAM INFORMATION

2008 Record: 9-3 2008 SoCon Record: 7-1, 2nd Final National Ranking: 8th/11th (SN/FCS) Basic Offense: Wingbone Basic Defense: Multiple 50 Letterwinners Returning/Lost: 46/20 Starters Returning/Lost: 9/13 Offense: 4/7 Defense: 5/6 Specialists: 3/1

SERIES HISTORY

Series Record: ASU leads 15-10 In Boone: ASU leads 11-2 In Spartanburg: Wofford leads 4-8 Last Meeting: ASU 70, WC 24 (Oct. 31, 2008 (Boone, N.C.))

MEDIA INFORMATION

SID Contact: Brent Williamson Email: williamsondb@wofford.edu Office Phone: (864) 597-4093 Mobile Phone: (864) 809-8900 Fax: (864) 597-4129 Website: athletics.wofford.edu

SERIES NOTES

• Appalachian returns to Gibbs Stadium for the first time since Wofford snapped ASU's Division I-best 17-game winning streak in 2007.

• ASU avenged the 42-31 upset loss to Wofford in '07 by setting series records for points and margin of victory in its 70-24 thumping of the No. 3-ranked Terriers last Halloween. The rout was witnessed by a national-television audience on ESPN2 and a Kidd Brewer Stadium-record crowd of 30,931.

• The Mountaineers and Terriers have been the SoCon's top teams each of the past two seasons. They finished one-two in the 2008 conference standings and tied for the '07 league championship.

GAME 7 • OCTOBER 24 • BOONE, N.C.

GEORGIA SOUTHERN



HEAD COACH CHRIS HATCHER



SR. OFFENSIVE LINEMAN COLE FOUNTAIN

Table with player statistics for Georgia Southern: Passing (Lee Chapple), Rushing (Adam Urbano, Zeke Rozier), Receiving (Leander Barney, Zeke Rozier), Tackles (T. Benefield, Chris Rogers).

GENERAL INFORMATION

Location: Statesboro, Ga. Founded: 1906 Enrollment: 17,764 Nickname: Eagles Colors: Blue and White Conference: Southern President: Dr. Bruce Grube Director of Athletics: Sam Baker Stadium: Paulson Stadium Capacity: 18,000 Playing Surface: Natural Grass Press Box Phone: (912) 681-3896

2009 SCHEDULE

SEPTEMBER 5...ALBANY September 12...at South Dakota State SEPTEMBER 19...WESTERN CAROLINA\* September 26...at Elon\* October 3...at Wofford\* October 10...at North Carolina OCTOBER 17...CHATTANOOGA\* OCTOBER 24...at Appalachian State\* November 7...at Samford\* NOVEMBER 14...FURMAN\* NOVEMBER 21...THE CITADEL\*

2008 RESULTS

AUG. 30 at Georgia... L, 45-21 SEPT. 6 AUSTIN PEAY ... W, 34-20 SEPT. 13 NORTHEASTERN... W, 34-27 (OT) SEPT. 20 ELON\* ... L, 22-20 SEPT. 27 WOFFORD\* ... L, 38-37 (OT) Oct. 4 at Chattanooga\* ... W, 52-28 OCT. 18 APPALACHIAN ST.\* ... L, 37-36 Oct. 25 at W. Carolina\* ... W, 38-31 (OT) Nov. 1 at The Citadel\* ... W, 44-41 (3OT) NOV. 8 SAMFORD\* ... L, 27-17 Nov. 15 at Furman\* ... W, 17-10

COACHING STAFF

Head Coach: Chris Hatcher Alma Mater: Valdosta State., 1995 Record at GSU: 13-9 (Two years) Career Record: 89-21 (Nine years) Off. Coordinator/RBs: Rance Gillespie Def. Coordinator/LBs: Ashley Anders Offensive Line: Shawn Bostick Wide Receivers: Ron Dugans Secondary: Keith Hatcher Offensive Asst.: Joe Hollis Jr. Defensive Line: Jeff Koonz Tight Ends: Mitch Stewart Defensive Asst.: Wes Turner Outside Linebackers: Bubba Walker

TEAM INFORMATION

2008 Record: 6-5 2008 SoCon Record: 4-4, t-4th Final National Ranking: N/A Basic Offense: Multiple Basic Defense: 4-3 Letterwinners Returning/Lost: 44/28 Starters Returning/Lost: 17/9 Offense: 7/4 Defense: 7/4 Specialists: 3/1

SERIES HISTORY

Series Record: ASU leads 12-11-1 In Boone: ASU leads 8-4-1 In Statesboro: GSU leads 7-4 Last Meeting: ASU 37, GSU 36 (Oct. 18, 2008 (Statesboro, Ga.))

MEDIA INFORMATION

SID Contact: Patrick Osterman Email: prosterman@gsu.edu Office Phone: (912) 478-0352 Mobile Phone: (912) 531-0926 Fax: (912) 478-0046 Website: www.GeorgiaSouthernEagles.com

SERIES NOTES

• For the first time in series history, which dates back to 1932, the visiting team has won three-straight ASU-GSU games.

• Each of those three games has been a thriller, with the average margin of victory being less than four points per game.

• Appalachian's wins at Georgia Southern in 2006 and '08 effectively ended the Eagles' postseason hopes each year, while GSU's win at Kidd Brewer Stadium in '07 snapped the App's 30-game home winning streak.

• GSU is the only SoCon opponent that ASU head coach Jerry Moore has a losing record against (8-9).



SR. QB ARMANTI EDWARDS



SOCON CHAMPIONS

1986

1987

1991

1995

1999

2005

2006

2007

2008



NATIONAL CHAMPIONS

2005

2006

2007

GAME 8 • OCTOBER 31 • GREENVILLE, S.C.

FURMAN



HEAD COACH BOBBY LAMB



SR. TIGHT END CHRIS TRUSS



Table with columns: PASSING, RUSHING, RECEIVING, TACKLES, TOP RETURNEES (ATT, CMP, INT, YDS, TD), and other stats.

GENERAL INFORMATION

Location: Greenville, S.C.
Founded: 1826
Enrollment: 2,600
Nickname: Paladins
Colors: Purple and White
Conference: Southern
President: Dr. David Shi
Director of Athletics: Dr. Gary Clark
Stadium: Paladin Stadium
Capacity: 16,000
Playing Surface: Natural Grass
Press Box Phone: (864) 294-3066

First Year of Football: 1889
All-Time Record: 556-416-38 (.569)
Postseason Appearances: 15
Record: 17-14
Last Appearance: 2006
Result: L, 31-14 vs. Montana State (NCAA Division I First Round)

COACHING STAFF

Head Coach: Bobby Lamb
Alma Mater: Furman, 1986
Record at FU: 56-29 (Seven years)
Career Record: Same
Assoc. Hd. Coach/Off. Coord: Tim Sorrells
Co. Def. Coord./Safeties: Jeff Farrington
Co. Def. Coord./LBs: Steve Wilson
Tight Ends: Drew Cronin
Wide Receivers: Tony Elliott
Offensive Line: Carroll McCray
Defensive Line: Roberto Pinilla
Specialists: Bob Price

TEAM INFORMATION

2008 Record: 7-5
2008 SoCon Record: 4-4, t-4th
Final National Ranking: N/A
Basic Offense: Spread
Basic Defense: 4-2-5
Letterwinners Returning/Lost: 46/22
Starters Returning/Lost: 13/11
Offense: 7/4
Defense: 4/7
Specialists: 2/0

SERIES HISTORY

Series Record: Furman leads 21-15-3
In Boone: ASU leads 10-8-2
In Greenville: Furman leads 13-5-1
Last Meeting: ASU 26, FU 14 (Oct. 25, 2008 (Boone, N.C.))

2009 SCHEDULE

SEPTEMBER 5 .....PRESBYTERIAN
September 12 .....at Chattanooga\*
September 19 .....at Missouri
September 26 .....at Western Carolina\*
OCTOBER 3 .....ELON\*
OCTOBER 17 .....SAMFORD\*
October 24 .....at The Citadel\*
OCTOBER 31 ..... APPALACHIAN STATE\*
November 7 ..... at Auburn
November 14 .....at Georgia Southern\*
NOVEMBER 21 ..... WOFFORD\*

2008 RESULTS

AUG. 30 MARS HILL..... W, 62-14
Sept. 6 at Virginia Tech ..... L, 24-7
Sept. 13 at Colgate ..... W, 42-21
SEPT. 20 DELAWARE ..... W, 23-21
SEPT. 27 CHATTANOOGA\* ..... W, 35-10
Oct. 4 at Elon\* ..... L, 31-10
OCT. 11 WESTERN CAROLINA\* ..... W, 28-21
OCT. 18 THE CITADEL\* ..... W, 34-20
Oct. 25 at Appalachian St.\* ...L, 26-14
Nov. 1 at Samford\* ..... W, 28-27
NOV. 15 GEORGIA SOUTHERN\* ..L, 17-10
Nov. 22 at Wofford\* ..... L, 35-10

MEDIA INFORMATION

SID Contact: Hunter Reid
Email: Hunter.Reid@Furman.edu
Office Phone: (864) 294-2061
Mobile Phone: (864) 567-1663
Fax: (864) 294-3061
Website: www.furmanpaladins.com

SERIES NOTES

- Coming into 2009, Appalachian (54-14) and Furman (48-20) boast the SoCon's best conference records this decade (2000-08).
ASU and FU have also been the Carolinas' most successful Division I programs this decade, with overall records of 90-30 (.750) and 77-35 (.688), respectively.
The winning score has come with 2:42 or less to play in five of the last 10 Mountaineer-Paladin showdowns, including three games decided in the final 35 seconds.
ASU is in search of back-to-back wins in Greenville for the first time in the history of the ASU-FU series, which has been played every year since 1971.

GAME 9 • NOVEMBER 7 • BOONE, N.C.

CHATTANOOGA



HEAD COACH RUSS HUESMAN



SR. LINEBACKER JOSEPH THORNTON



Table with columns: PASSING, RUSHING, RECEIVING, TACKLES, TOP RETURNEES (ATT, CMP, INT, YDS, TD), and other stats.

GENERAL INFORMATION

Location: Chattanooga, Tenn.
Founded: 1886
Enrollment: 9,225
Nickname: Mocs
Colors: Navy, Old Gold and Silver
Conference: Southern
Chancellor: Dr. Roger Brown
Director of Athletics: Rick Hart
Stadium: Finley Stadium
Capacity: 20,668
Playing Surface: Field Turf
Press Box Phone: (423) 757-9332

First Year of Football: 1904
All-Time Record: 449-464-2 (.491)
Postseason Appearances: One
Record: 0-1
Last Appearance: 1984
Result: L, 37-10 vs. Arkansas State

COACHING STAFF

Head Coach: Russ Huesman
Alma Mater: Chattanooga, 1983
Record at UTC: First season
Career Record: Same
Offensive Coord.: Marcus Satterfield
Defensive Coord.: Adam Fuller
Def. Backs/Recruits: Carter Caldwell
Tight Ends: Tony Coode
Offensive Line: Russ Ehrenfeld
Offensive Asst.: Will Healy
Def. Back. Asst.: B.J. Hogan
Running Backs: Jason McManus
Defensive Line: Fred Tate
Defensive Line Asst.: Marcus West

TEAM INFORMATION

2008 Record: 1-11
2008 SoCon Record: 0-8, 9th
Final National Ranking: N/A
Basic Offense: Multiple
Basic Defense: Multiple
Letterwinners Returning/Lost: 41/18
Starters Returning/Lost: 19/7
Offense: 8/3
Defense: 8/4
Specialists: 3/2

SERIES HISTORY

Series Record: ASU leads 22-10
In Boone: ASU leads 13-3
In Chattanooga: ASU leads 9-7
Last Meeting: ASU 49, UTC 7 (Nov. 8, 2008 (Chattanooga, Tenn.))

2009 SCHEDULE

SEPT. 3 .....GLENVILLE STATE
SEPT. 12 .....FURMAN\*
SEPT. 19 ..... at Presbyterian
SEPT. 26 ..... WOFFORD\*
Oct. 10 .....at Samford\*
Oct. 17 .....at Georgia Southern\*
Oct. 24 .....at Elon\*
OCT. 31 .....WESTERN CAROLINA\*
Nov. 7 ..... at Appalachian State\*
NOV. 14 .....THE CITADEL\*
Nov. 21 .....at Alabama

2008 RESULTS

AUG. 30 at Oklahoma..... L, 57-2
SEPT. 6 CUMBERLAND .....W, 47-6
Sept. 13 at Florida State ..... L, 46-7
SEPT. 20 JACKSONVILLE STATE..... L, 31-3
Sept. 27 at Furman .....L, 35-10
Oct. 4 GEORGIA SOUTHERN\* ..L, 52-28
Oct. 11 at Wofford\* ..... L, 56-7
OCT. 18 ELON\* ..... L, 42-7
Nov. 1 at Western Carolina\* ..... L, 27-7
NOV. 8 APPALACHIAN STATE\* L, 49-7
Nov. 15 at The Citadel .....L, 24-21
NOV. 22 SAMFORD\* ..... L, 30-7

MEDIA INFORMATION

SID Contact: Jay Blackman
Email: jay-blackman@utc.edu
Office Phone: (423) 425-5292
Mobile Phone: (505) 710-2828
Fax: (423) 425-4610
Website: www.gomocs.com

SERIES NOTES

- Appalachian has won 21 of the last 24 games in the series.
In 20 seasons under head coach Jerry Moore, ASU has averaged 38.6 points per game versus UTC. Three of the Mountaineers' eight highest scoring outputs under Moore have come against UTC (62 in 1999 and 56 in 2004 and '06).
UTC head coach Russ Huesman is making his third visit to Kidd Brewer Stadium in as many years. He was the defensive coordinator at Richmond when it faced ASU in the 2007 NCAA Division I Championship semifinals (a 55-35 ASU win) and the '08 NCAA D-I quarterfinals (a 33-13 ASU loss).

SOCON CHAMPIONS 1986

1987
1991
1995
1999
2005
2006
2007
2008

NCAA NATIONAL CHAMPIONS

2005
2006
2007





ALL-TIME SERIES VERSUS 2009 OPPONENTS


**NORTH CAROLINA CENTRAL**  
FIRST MEETING

**WOFFORD**  
26TH MEETING • APPALACHIAN LEADS 15-10

YEAR	DATE	SITE	SCORE	ASU COACH
1960	Nov. 12	Spartanburg, S.C.	L, 14-23	Jim Duncan
1963	Sept. 14	Spartanburg, S.C.	L, 14-21	Jim Duncan
1964	Oct. 31	Boone, N.C.	W, 10-0	Jim Duncan, 1-2
1965	Oct. 30	Spartanburg, S.C.	L, 14-22	Carl Messere
1966	Oct. 29	Boone, N.C.	W, 14-12	Carl Messere
1967	Oct. 28	Spartanburg, S.C.	L, 24-27	Carl Messere
1968	Nov. 2	Boone, N.C.	W, 47-28	Carl Messere
1969	Nov. 1	Spartanburg, S.C.	L, 21-35	Carl Messere
1970	Nov. 14	Boone, N.C.	L, 13-37	Carl Messere, 2-4
1971	Oct. 30	Spartanburg, S.C.	L, 16-26	Jim Brakefield
1973	Oct. 20	Boone, N.C.	W, 28-21	Jim Brakefield
1976	Sept. 25	Boone, N.C.	W, 42-0	Jim Brakefield
1978	Sept. 9	Boone, N.C.	W, 35-14	Jim Brakefield, 3-1
1997	Oct. 25	Spartanburg, S.C.	W, 26-21	Jerry Moore
1998	Oct. 24	Boone, N.C.	W, 31-6	Jerry Moore
1999	Oct. 23	Spartanburg, S.C.	W, 21-20	Jerry Moore
2000	Oct. 21	Boone, N.C.	W, 42-16	Jerry Moore
2001	Oct. 20	Spartanburg, S.C.	W, 34-23	Jerry Moore
2002	Oct. 26	Boone, N.C.	L, 19-26	Jerry Moore
2003	Oct. 25	Spartanburg, S.C.	L, 14-24	Jerry Moore
2004	Oct. 23	Boone, N.C.	W, 38-17	Jerry Moore
2005	Oct. 22	Spartanburg, S.C.	W, 49-17	Jerry Moore
2006	Oct. 14	Boone, N.C.	W, 14-7	Jerry Moore
2007	Sept. 22	Spartanburg, S.C.	L, 31-42	Jerry Moore
2008	Oct. 31	Boone, N.C.	W, 70-24	Jerry Moore, 9-3

**SERIES INFORMATION**

<b>Most Appalachian Points:</b> .....	70, 2008
<b>Most Wofford Points:</b> .....	42, 2007
<b>Fewest Appalachian Points:</b> .....	10, 1964
<b>Fewest Wofford Points:</b> .....	0, 1964, '76
<b>Largest Appalachian Margin of Victory:</b> .....	46 (70-24), 2008
<b>Largest Wofford Margin of Victory:</b> .....	24 (37-13), 1970
<b>Longest Appalachian Winning Streak:</b> .....	8 (1973-2001)
<b>Longest Wofford Winning Streak:</b> .....	3 (1969-71)
<b>Appalachian vs. Wofford in Boone:</b> .....	11-2
<b>at Conrad/Kidd Brewer Stadium:</b> .....	11-2
<b>Appalachian vs. Wofford in Spartanburg:</b> .....	4-8
<b>at Gibbs Stadium:</b> .....	4-2



Behind three touchdown catches by freshman Brian Quick, Appalachian set series records for points and margin of victory with a 70-24 win over No. 3-ranked Wofford last Oct. 31. The Halloween-night victory came in front of a national-television audience on ESPN2 and a Kidd Brewer Stadium-record crowd of 30,931.

**GEORGIA SOUTHERN**  
25TH MEETING • APPALACHIAN LEADS 12-11-1

YEAR	DATE	SITE	SCORE	ASU COACH
1932	Nov. 25	Statesboro, Ga.	L, 0-33	C.B. Johnson, 0-1
1934	Oct. 25	Boone, N.C.	L, 13-22	Eugene Garbee
	Nov. 15	Statesboro, Ga.	W, 7-6	Eugene Garbee, 1-1
1935	Nov. 9	Boone, N.C.	T, 0-0	Kidd Brewer
1936	Oct. 24	Boone, N.C.	W, 27-0	Kidd Brewer, 1-0-1
1939	Nov. 17	Boone, N.C.	W, 59-0	Flucie Stewart, 1-0
1987	Dec. 5	Boone, N.C.	W, 19-0	Sparky Woods, 1-0
1993	Oct. 16	Boone, N.C.	L, 28-34	Jerry Moore
1994	Oct. 15	Statesboro, Ga.	L, 31-34	Jerry Moore
1995	Oct. 14	Boone, N.C.	W, 27-17	Jerry Moore
1996	Oct. 19	Statesboro, Ga.	W, 35-28	Jerry Moore
1997	Oct. 18	Boone, N.C.	W, 24-12	Jerry Moore
1998	Oct. 17	Statesboro, Ga.	L, 24-37	Jerry Moore
1999	Oct. 16	Boone, N.C.	W, 17-16	Jerry Moore
2000	Oct. 14	Statesboro, Ga.	L, 28-34	Jerry Moore
2001	Oct. 13	Boone, N.C.	L, 18-27	Jerry Moore
2001	Dec. 8	Statesboro, Ga.	L, 24-38	Jerry Moore
2002	Oct. 19	Statesboro, Ga.	L, 20-36	Jerry Moore
2003	Oct. 18	Boone, N.C.	W, 28-21	Jerry Moore
2004	Oct. 16	Statesboro, Ga.	L, 7-54	Jerry Moore
2005	Oct. 15	Boone, N.C.	W, 24-7	Jerry Moore
2006	Oct. 21	Statesboro, Ga.	W, 27-20 (2OT)	Jerry Moore
2007	Oct. 20	Boone, N.C.	L, 35-38	Jerry Moore
2008	Oct. 18	Statesboro, Ga.	W, 37-36	Jerry Moore, 8-9

**SERIES INFORMATION**

<b>Most Appalachian Points:</b> .....	59, 1939
<b>Most Georgia Southern Points:</b> .....	54, 2004
<b>Fewest Appalachian Points:</b> .....	0, 1932, '35
<b>Fewest Georgia Southern Points:</b> .....	0, 1935, '36, '39, '87
<b>Largest Appalachian Margin of Victory:</b> .....	59 (59-0), 1939
<b>Largest Georgia Southern Margin of Victory:</b> .....	47 (54-7), 2004
<b>Longest Appalachian Winning Streak:</b> .....	3 (1936-87; '95-'97)
<b>Longest Georgia Southern Winning Streak:</b> .....	4 (2000-02)
<b>Appalachian vs. Georgia Southern in Boone:</b> .....	8-4-1
<b>at Conrad/Kidd Brewer Stadium:</b> .....	6-3
<b>Appalachian vs. Georgia Southern in Statesboro:</b> .....	4-7
<b>at Paulson Stadium:</b> .....	3-6



For the first time in series history, the visiting team has won three-straight ASU-GSU showdowns. Last year in Statesboro, Armanti Edwards' one-yard touchdown dive on fourth-and-goal with 2:36 to go proved to be the difference in Appalachian's 37-36 win at Paulson Stadium.



JR. DB MARK LEGREE

**SOCON**  
CHAMPIONS

- 1986
  - 1987
  - 1991
  - 1995
  - 1999
  - 2005
  - 2006
  - 2007
  - 2008
- NCAA**  
NATIONAL CHAMPIONS
- 2005
  - 2006
  - 2007



ALL-TIME SERIES VERSUS 2009 OPPONENTS

Table listing historical game results for various opponents from 1966 to 2008, including dates, locations, scores, and coaches.

Table listing historical game results for various opponents from 1986 to 2008, including dates, locations, scores, and coaches.

SERIES INFORMATION

Summary statistics for Appalachian vs. various opponents, including most points, fewest points, largest margins, and winning streaks.

SERIES INFORMATION


Summary statistics for Appalachian vs. Western Carolina, including most points, fewest points, largest margins, and winning streaks.

WESTERN CAROLINA 74TH MEETING • APPALACHIAN LEADS 54-18-1

Main table listing the history of the Appalachian vs. Western Carolina series from 1932 to 1985, including year, date, site, score, and coach.

— OLD MOUNTAIN JUG ERA —

Table listing game results during the Old Mountain Jug Era from 1976 to 1985.



Appalachian has dominated archrival Western Carolina in recent years, winning 22 of the last 24 Battles for the Old Mountain Jug. In 20 matchups under head coach Jerry Moore, ASU is 18-2 versus WCU. For more on the Battle for the Old Mountain Jug, see p. 153.



SR. DB CORTEZ GILBERT

SOCON CHAMPIONS

1986

1987

1991

1995

1999

2005

2006

2007

2008

NCAA NATIONAL CHAMPIONS

2005

2006

2007

OPPONENT	OVERALL	ALL-TIME SERIES RECORDS VERSUS ALL OPPONENTS				FIRST MEETING	LAST MEETING
		HOME	ROAD	NEUTRAL	POSTSEASON		
Arkansas-Monticello	1-0		1-0			67-0, Sept. 27, 1941	67-0, Sept. 27, 1941
Atlantic Christian	5-0	2-0	3-0			61-12, Oct. 18, 1930	34-7, Nov. 11, 1950
Atlantic	1-0	1-0				6-0, Nov. 8, 1930	6-0, Nov. 8, 1930
Auburn	0-1		0-1			15-22, Sept. 4, 1999	15-22, Sept. 4, 1999
Ball State	0-2	0-1	0-1			7-20, Oct. 23, 1976	7-38, Oct. 29, 1977
Belmont Abbey	1-1	1-0	0-1			0-13, Nov. 24, 1928	28-0, Nov. 9, 1929
Bluefield (Va.)	0-2		0-2			0-44, Nov. 9, 1928	7-12, Oct. 19, 1929
Bluefield State (W.Va.)	1-0	1-0				49-0, Oct. 23, 1971	49-0, Oct. 23, 1971
Boiling Springs	2-0	2-0				6-0, Nov. 23, 1929	27-0, Nov. 27, 1930
Boise State	0-1		0-1		0-1	14-17, Dec. 3, 1994	14-17, Dec. 3, 1994
Bowden	0-0-1	0-0-1				6-6, Nov. 14, 1931	6-6, Nov. 14, 1931
Campbell	1-0	1-0				20-6, Sept. 19, 1931	20-6, Sept. 19, 1931
Camp Davis	0-0-1		0-0-1			13-13, Oct. 3, 1942	13-13, Oct. 3, 1942
Carson-Newman	11-3-3	5-1-1	5-2-2	1-0		0-0, Sept. 30, 1929	15-14, Oct. 24, 1970
Catawba	22-14-3	10-5-2	8-8	4-1-1	1-0	0-0, Oct. 7, 1929	31-20, Nov. 11, 1989
Charleston (W.Va.)	1-2	0-1	1-1			12-21, Nov. 19, 1949	26-6, Nov. 15, 1953
<b>Chattanooga</b>	<b>22-10</b>	<b>13-3</b>	<b>9-7</b>			<b>7-14, Sept. 17, 1977</b>	<b>49-7, Nov. 8, 2008</b>
<b>The Citadel</b>	<b>26-11</b>	<b>16-3</b>	<b>10-8</b>			<b>21-28, Sept. 16, 1972</b>	<b>47-21, Oct. 4, 2008</b>
Clemson	0-4		0-4			7-40, Sept. 1, 1984	12-23, Sept. 6, 1997
Coastal Carolina	2-0	2-0			1-0	30-3, Sept. 17, 2005	45-28, Nov. 25, 2006
Concord	2-1	2-0	0-1			25-0, Nov. 21, 1931	13-26, Nov. 1, 1934
Cumberland (Tenn.)	3-1	1-1	2-0			7-26, Oct. 12, 1935	22-0, Nov. 26, 1938
Davidson	5-0-1	3-0	1-0-1	1-0		35-10, Oct. 2, 1971	63-6, Oct. 4, 1986
Delaware	1-0			1-0	1-0	49-21, Dec. 14, 2007	49-21, Dec. 14, 2007
<b>East Carolina</b>	<b>19-10</b>	<b>8-3</b>	<b>10-7</b>	<b>1-0</b>		<b>21-0, Dec. 1, 1932</b>	<b>21-38, Nov. 3, 1979</b>
East Tennessee State	32-14-1	17-7	14-6-1		1-1	6-9, Nov. 31, 1928	21-7, Oct. 4, 2003
Eastern Kentucky	8-3	5-0	3-3		0-1	14-28, Nov. 13, 1971	24-16, Sept. 3, 2005
Eastern Wshington	1-0				1-0	38-35, Dec. 1, 2007	38-35, Dec. 1, 2007
Edinboro (Pa.)	1-0	1-0				44-7, Sept. 9, 1995	44-7, Sept. 9, 1995
<b>Elon</b>	<b>27-9-1</b>	<b>13-4-1</b>	<b>14-5</b>			<b>31-0, Oct. 23, 1937</b>	<b>24-16, Nov. 15, 2008</b>
Emory & Henry	14-6	5-5	9-0	0-1	0-1	19-0, Nov. 8, 1947	41-0, Sept. 20, 1969
Erskine	2-1-1	2-1-1				7-13, Sept. 22, 1933	20-0, Nov. 3, 1951
Florida A&M	0-1	0-1			0-1	29-44, Nov. 27, 1999	29-44, Nov. 27, 1999
<b>Furman</b>	<b>15-21-3</b>	<b>10-8-2</b>	<b>5-13-1</b>		<b>1-0</b>	<b>0-0, Sept. 11, 1971</b>	<b>26-14, Oct. 25, 2008</b>
Gardner-Webb	5-0	4-0	1-0			21-17, Oct. 15, 1983	45-7, Oct. 6, 2007
<b>Georgia Southern</b>	<b>12-11-1</b>	<b>8-4-1</b>	<b>4-7</b>		<b>1-1</b>	<b>0-33, Nov. 25, 1932</b>	<b>37-36, Oct. 18, 2008</b>
Glenville State (W.Va.)	0-2		0-2			6-25, Nov. 26, 1931	7-14, Oct. 6, 1933
Guilford	21-4	13-0	8-3	0-1		52-0, Oct. 10, 1936	35-27, Sept. 19, 1970
Hawaii	0-1		0-1			40-17, Aug. 30, 2003	40-17, Aug. 30, 2003
High Point	11-4	7-2	4-2			6-13, Nov. 15, 1930	35-0, Oct. 14, 1950
Jacksonville	1-0	1-0				56-7, Sept. 6, 2008	56-7, Sept. 6, 2008
James Madison	12-4	7-2	5-2		2-0	34-6, Sept. 6, 1980	32-35, Sept. 20, 2008
Kansas	0-1		0-1			8-36, Sept. 10, 2005	8-36, Sept. 10, 2005
King	4-2	3-2	1-0			7-18, Sept. 27, 1930	2-15, Oct. 4, 1941
Lafayette	1-0	1-0			1-0	34-23, Nov. 26, 2005	34-23, Nov. 26, 2005
Langley Field	0-1		0-1			3-6, Oct. 30, 1931	3-6, Oct. 30, 1931
Lees-McRae	1-0	1-0				52-0, Nov. 3, 1928	52-0, Nov. 3, 1928
Lenoir-Rhyne	23-19-4	12-7-1	11-11-3	0-1		6-0, Sept. 26, 1931	48-7, Sept. 8, 2007
Liberty	7-2	5-2	2-0			24-6, Oct. 10, 1987	29-22, Sept. 21, 2002
Lincoln Memorial	1-0			1-0		34-0, Sept. 20, 1930	34-0, Sept. 20, 1930
LSU	0-2		0-2			0-24, Nov. 5, 2005	13-41, Aug. 30, 2008
Maine	0-1	0-1			0-1	13-14, Nov. 30, 2002	13-14, Nov. 30, 2002
Mars Hill	1-0	1-0				41-0, Sept. 16, 2006	41-0, Sept. 16, 2006
Marshall	14-8	8-3	6-5		0-1	28-20, Oct. 1, 1977	17-50, Aug. 31, 2002
Maryville	1-1-1		1-1-1			6-6, Nov. 6, 1931	20-6, Nov. 14, 1942
Massachusetts	1-0			1-0	1-0	28-17, Dec. 15, 2006	28-17, Dec. 15, 2007
<b>McNeese State</b>						<b>Sept. 12, 2009</b>	<b>Sept. 12, 2009</b>

**SOCON**  
CHAMPIONS  
1986

1987

1991

1995

1999

2005

2006

2007

2008

**NCAA**  
NATIONAL  
CHAMPIONS

2005

2006

2007

86





Appalachian State

51

SR. OL MARIO ACITELLI

SOCON CHAMPIONS

1986

1987

1991

1995

1999

2005

2006

2007

2008

NCAA NATIONAL CHAMPIONS

2005

2006

2007

ALL-TIME SERIES RECORDS VERSUS ALL OPPONENTS

OPPONENT	OVERALL	HOME	ROAD	NEUTRAL	POSTSEASON	FIRST MEETING	LAST MEETING
Michigan	1-0		1-0			34-32, Sept. 1, 2007	34-32, Sept. 1, 2007
Middle Tennessee State	1-2	1-0	0-2		0-2	18-7, Sept. 14, 1974	10-35, Nov. 28, 1992
Milligan	3-4	1-2	2-2			13-0, Sept. 29, 1933	27-0, Nov. 15, 1947
Mississippi College	1-0	1-0				31-23, Nov. 9, 1991	31-23, Nov. 9, 1991
Montana	0-1		0-1		0-1	16-19 (OT), Dec. 9, 2000	16-19 (OT), Dec. 9, 2000
Montana State	1-0	1-0			1-0	38-17, Dec. 2, 2006	38-17, Dec. 2, 2006
Moravian	1-0			1-0	1-0	20-0, Dec. 3, 1938	20-0, Dec. 3, 1938
Morehead State	1-0	1-0				24-21, Sept. 20, 2003	24-21, Sept. 20, 2003
Morganton	0-1	0-1				0-7, Oct. 13, 1928	0-7, Oct. 13, 1928
Mountain City	0-1		0-1			0-26, Sept. 29, 1928	0-26, Sept. 29, 1928
Mt. Park	1-0	1-0				52-0, Nov. 17, 1928	52-0, Nov. 17, 1928
Navy Apprentice	5-0	2-0	3-0			7-0, Nov. 1, 1930	35-0, Sept. 10, 1949
New Hampshire	1-0		1-0		1-0	17-10, Nov. 26, 1994	17-10, Nov. 26, 1994
Newberry	13-2-1	8-0-1	5-1	0-1	0-1	7-0, Oct. 1, 1938	55-14, Sept. 21, 1968
Newport News	1-0	1-0				46-7, Sept. 7, 1955	46-7, Sept. 7, 1955
Nicholls State	0-1	0-1			0-1	26-28, Nov. 29, 1986	26-28, Nov. 29, 1986
North Alabama	2-1	2-0	0-1			59-6, Nov. 6, 1971	7-21, Nov. 3, 1973
North Carolina	0-1		0-1			6-56, Sept. 20, 1940	6-56, Sept. 20, 1940
North Carolina A&T	4-1	3-0	1-1			55-9, Nov. 22, 1986	38-31, Sept. 16, 1995
<b>North Carolina Central</b>						<b>Oct. 10, 2009</b>	<b>Oct. 10, 2009</b>
North Carolina State	0-6		0-6			0-31, Sept. 24, 1932	10-23, Sept. 2, 2006
North Georgia	1-0		1-0			19-6, Nov. 2, 1929	19-6, Nov. 2, 1929
Northern Arizona	1-0	1-0				34-21, Sept. 15, 2007	34-21, Sept. 15, 2007
Northern Iowa	1-0			1-0	1-0	21-16, Dec. 16, 2005	21-16, Dec. 16, 2005
Northwestern State	0-3		0-3		0-1	20-33, Nov. 2, 1963	35-40, Sept. 25, 2004
Oak Ridge	0-1	0-1				7-27, Oct. 13, 1945	7-27, Oct. 13, 1945
Piedmont	5-0	4-0	1-0			14-0, Nov. 27, 1930	115-0, Sept. 26, 1936
Presbyterian	8-9	5-3	3-6			7-14, Nov. 23, 1946	48-14, Sept. 27, 2008
Richmond	4-3	3-2	1-1		2-1	14-13, Nov. 16, 1974	13-33, Dec. 6, 2008
Rollins	0-2	0-1	0-1			7-14, Sept. 15, 1939	0-30, Nov. 1, 1940
Rutherford	0-1-1	0-1	0-0-1			6-50, Oct. 27, 1928	0-0, Nov. 6, 1929
<b>Samford</b>	<b>2-1</b>	<b>0-1</b>	<b>1-1</b>			<b>49-36, Nov. 15, 1969</b>	<b>35-24, Oct. 11, 2008</b>
South Carolina	1-8		1-8			7-41, Oct. 14, 1972	9-35, Oct. 1, 1988
South Carolina State	2-0	2-0			1-0	24-0, Nov. 17, 1984	37-21, Nov. 29, 2008
Southeastern Louisiana	0-1		0-1			6-54, Nov. 25, 1965	6-54, Nov. 25, 1965
Southern Illinois	1-0	1-0			1-0	38-24, Dec. 3, 2005	38-24, Dec. 3, 2005
Southern Mississippi	0-1			0-1	0-1	0-7, Nov. 26, 1937	0-7, Nov. 26, 1937
Stephen F. Austin	0-1	0-1			0-1	17-27, Dec. 2, 1995	17-27, Dec. 2, 1995
Tampa	7-8	3-1	4-7			13-6, Sept. 13, 1940	9-7, Nov. 24, 1962
Tennessee State	1-0	1-0			1-0	45-31, Nov. 28, 1998	45-31, Nov. 28, 1998
Tennessee Tech	2-1	2-0	0-1			14-24, Oct. 5, 1974	16-3, Sept. 7, 1996
Texas State	1-0	1-0				41-34, Oct. 2, 2004	41-34, Oct. 2, 2004
Troy State	1-2	0-1	0-2		1-0	0-42, Nov. 21, 1970	33-30, Nov. 25, 2000
Tusculum	6-1	2-1	4-0			13-0, Oct. 4, 1930	67-0, Nov. 5, 1938
VMI	19-4-2	9-2-1	10-2-1			31-12, Sept. 18, 1976	54-13, Nov. 9, 2002
Virginia Tech	0-3		0-3			32-41, Sept. 15, 1979	0-34, Oct. 23, 1982
Wake Forest	7-13-1		7-13-1			19-17 <sup>OT</sup> , Sept. 20, 1975	10-20, Sept. 8, 2001
West Chester State	0-1			0-1	0-1	2-7, Nov. 20, 1948	2-7, Nov. 20, 1948
West Liberty	1-1	1-0		0-1	0-1	14-13, Oct. 25, 1930	26-28, Nov. 25, 1950
West Virginia Tech	1-0-1	1-0-1				14-14, Nov. 12, 1932	64-14, Nov. 17, 2001
<b>Western Carolina</b>	<b>54-18-1</b>	<b>26-9</b>	<b>24-9</b>	<b>4-0-1</b>		<b>20-0, Nov. 5, 1932</b>	<b>35-10, Nov. 22, 2008</b>
Western Kentucky	4-1	1-1	3-0		1-0	7-6, Sept. 9, 1972	17-14, Dec. 2, 2000
Wilkesboro	1-0		1-0			6-0, Oct. 6, 1928	6-0, Oct. 6, 1928
William & Mary	1-2	1-1	0-1		1-0	22-23, Nov. 6, 1976	40-27, Dec. 1, 2001
<b>Wofford</b>	<b>15-10</b>	<b>11-2</b>	<b>4-8</b>			<b>14-23, Nov. 12, 1960</b>	<b>70-24, Oct. 31, 2008</b>
Wyoming	0-1		0-1			7-53, Sept. 4, 2004	7-53, Sept. 4, 2004
Youngstown State	1-0	1-0			1-0	49-24, Dec. 9, 2006	49-24, Dec. 9, 2006

## ALL-TIME SERIES RECORDS VERSUS DIVISION I CONFERENCES

FOOTBALL CHAMPIONSHIP SUBDIVISION (FCS)		FOOTBALL BOWL SUBDIVISION (FBS)	
<b>BIG SKY (3-1)</b> Eastern Washington ..... 1-0 Idaho State ..... 0-0 Montana ..... 0-1 Montana State ..... 1-0 Northern Arizona ..... 1-0 Northern Colorado ..... 0-0 Portland State ..... 0-0 Sacramento State ..... 0-0 Weber State ..... 0-0 <b>Totals ..... 3-1</b>		<b>BIG 12 (0-1)</b> <b>NORTH</b> Colorado ..... 0-0 Iowa State ..... 0-0 Kansas ..... 0-1 Kansas State ..... 0-0 Missouri ..... 0-0 Nebraska ..... 0-0 <b>SOUTH</b> Baylor ..... 0-0 Oklahoma ..... 0-0 Oklahoma State ..... 0-0 Texas ..... 0-0 Texas A&M ..... 0-0 Texas Tech ..... 0-1 <b>Totals ..... 0-1</b>	
<b>BIG SOUTH (41-15-2)</b> Charleston Southern ..... 0-0 Coastal Carolina ..... 2-0 Gardner-Webb ..... 5-0 Liberty ..... 7-2 Presbyterian ..... 8-9 Stony Brook ..... 0-0 VMI ..... 19-4-2 <b>Totals ..... 41-15-2</b>		<b>MID-AMERICAN (0-2)</b> <b>EAST</b> Akron ..... 0-0 Bowling Green ..... 0-0 Buffalo ..... 0-0 Kent State ..... 0-0 Miami (Ohio) ..... 0-0 Ohio ..... 0-0 Temple ..... 0-0 <b>WEST</b> Ball State ..... 0-2 Central Michigan ..... 0-0 Eastern Michigan ..... 0-0 Northern Illinois ..... 0-0 Toledo ..... 0-0 Western Michigan ..... 0-0 <b>Totals ..... 0-2</b>	
<b>COLONIAL (20-10)</b> <b>NORTH</b> Hofstra ..... 0-0 Maine ..... 0-1 Massachusetts ..... 1-0 New Hampshire ..... 1-0 Northeastern ..... 0-0 Rhode Island ..... 0-0 <b>SOUTH</b> Delaware ..... 1-0 James Madison ..... 12-4 Richmond ..... 4-3 Towson ..... 0-0 Villanova ..... 0-0 William & Mary ..... 1-2 <b>Totals ..... 20-10</b>		<b>MOUNTAIN WEST (0-1)</b> Air Force ..... 0-0 Brigham Young ..... 0-0 Colorado State ..... 0-0 New Mexico ..... 0-0 San Diego State ..... 0-0 TCU ..... 0-0 UNLV ..... 0-0 Utah ..... 0-0 Wyoming ..... 0-1 <b>Totals ..... 0-1</b>	
<b>OHIO VALLEY (11-4)</b> Austin Peay ..... 0-0 Maine ..... 0-0 Eastern Illinois ..... 0-0 Eastern Kentucky ..... 8-3 Jacksonville State ..... 0-0 Murray State ..... 0-0 Southeast Missouri State ..... 0-0 Tennessee-Martin ..... 0-0 Tennessee State ..... 1-0 Tennessee Tech ..... 2-1 <b>Totals ..... 11-4</b>		<b>PACIFIC 10 (0-0)</b> Arizona ..... 0-0 Arizona State ..... 0-0 California ..... 0-0 Oregon ..... 0-0 Oregon State ..... 0-0 Stanford ..... 0-0 UCLA ..... 0-0 USC ..... 0-0 Washington ..... 0-0 Washington State ..... 0-0 <b>Totals ..... 0-0</b>	
<b>GREAT WEST (0-0)</b> Cal Poly ..... 0-0 North Dakota ..... 0-0 South Dakota ..... 0-0 Southern Utah ..... 0-0 UC Davis ..... 0-0 <b>Totals ..... 0-0</b>		<b>PATRIOT (1-0)</b> Bucknell ..... 0-0 Colgate ..... 0-0 Fordham ..... 0-0 Georgetown ..... 0-0 Holy Cross ..... 0-0 Lafayette ..... 1-0 Lehigh ..... 0-0 <b>Totals ..... 1-0</b>	
<b>INDEPENDENT (0-0)</b> Bryant ..... 0-0 North Carolina Central ..... 0-0 Old Dominion ..... 0-0 Savannah State ..... 0-0 <b>Totals ..... 0-0</b>		<b>PIONEER (7-0-1)</b> Butler ..... 0-0 Campbell ..... 0-0 Davidson ..... 5-0-1 Dayton ..... 0-0 Drake ..... 0-0 Jacksonville ..... 1-0 Marist ..... 0-0 Morehead State ..... 1-0 San Diego ..... 0-0 Valparaiso ..... 0-0 <b>Totals ..... 7-0-1</b>	
<b>IVY LEAGUE (0-0)</b> Brown ..... 0-0 Columbia ..... 0-0 Cornell ..... 0-0 Dartmouth ..... 0-0 Harvard ..... 0-0 Pennsylvania ..... 0-0 Princeton ..... 0-0 Yale ..... 0-0 <b>Totals ..... 0-0</b>		<b>SOUTHLAND (1-6)</b> Central Arkansas ..... 0-0 McNeese State ..... 0-0 Nicholls State ..... 0-1 Northwestern State ..... 0-3 Sam Houston State ..... 0-0 Southeastern Louisiana ..... 0-1 Stephen F. Austin ..... 0-1 Texas State ..... 1-0 <b>Totals ..... 1-6</b>	
<b>MID-EASTERN (6-2)</b> Bethune-Cookman ..... 0-0 Delaware State ..... 0-0 Florida A&M ..... 0-1 Hampton ..... 0-0 Howard ..... 0-0 Morgan State ..... 0-0 Norfolk State ..... 0-0 North Carolina A&T ..... 4-1 South Carolina State ..... 2-0 Winston-Salem State ..... 0-0 <b>Totals ..... 6-2</b>		<b>CONFERENCE USA (33-19)</b> <b>EAST</b> East Carolina ..... 19-10 Marshall ..... 14-8 Memphis ..... 0-0 Southern Miss ..... 0-1 UAB ..... 0-1 UCF ..... 0-0 <b>WEST</b> Houston ..... 0-0 Rice ..... 0-0 SMU ..... 0-0 Tulsa ..... 0-0 Tulane ..... 0-0 UTEP ..... 0-0 <b>Totals ..... 33-19</b>	
<b>SOUTHWESTERN (0-0)</b> <b>EAST</b> Alabama A&M ..... 0-0 Alabama State ..... 0-0 Alcorn State ..... 0-0 Jackson State ..... 0-0 Mississippi Valley State ..... 0-0 <b>WEST</b> Arkansas-Pine Bluff ..... 0-0 Grambling State ..... 0-0 Prairie View A&M ..... 0-0 Southern ..... 0-0 Texas Southern ..... 0-0 <b>Totals ..... 0-0</b>		<b>SOUTHEASTERN (1-11)</b> <b>EAST</b> Kentucky ..... 0-0 Florida ..... 0-0 Georgia ..... 0-0 South Carolina ..... 1-8 Tennessee ..... 0-0 Vanderbilt ..... 0-0 <b>WEST</b> Alabama ..... 0-0 Arkansas ..... 0-0 Auburn ..... 0-1 LSU ..... 0-2 Mississippi ..... 0-0 Mississippi State ..... 0-0 <b>Totals ..... 1-11</b>	
<b>CONFERENCE USA (33-19)</b> <b>EAST</b> East Carolina ..... 19-10 Marshall ..... 14-8 Memphis ..... 0-0 Southern Miss ..... 0-1 UAB ..... 0-1 UCF ..... 0-0 <b>WEST</b> Houston ..... 0-0 Rice ..... 0-0 SMU ..... 0-0 Tulsa ..... 0-0 Tulane ..... 0-0 UTEP ..... 0-0 <b>Totals ..... 33-19</b>		<b>SUN BELT (6-5)</b> Arkansas State ..... 0-0 Florida Atlantic ..... 0-0 Florida International ..... 0-0 Louisiana-Lafayette ..... 0-0 Louisiana-Monroe ..... 0-0 Middle Tennessee State ..... 1-2 North Texas ..... 0-0 Troy State ..... 1-2 Western Kentucky ..... 4-1 <b>Totals ..... 6-5</b>	
<b>WESTERN ATHLETIC (0-2)</b> Boise State ..... 0-1 Fresno State ..... 0-0 Hawaii ..... 0-1 Idaho ..... 0-0 Louisiana Tech ..... 0-0 Nevada ..... 0-0 New Mexico State ..... 0-0 San Jose State ..... 0-0 Utah State ..... 0-0 <b>Totals ..... 0-2</b>			

**SOCON**  
CHAMPIONS  
1986  
1987  
1991  
1995  
1999  
2005  
2006  
2007  
2008

**NCAA**  
NATIONAL CHAMPIONS  
2005  
2006  
2007

# 2008 IN REVIEW









2008 STATISTICS

APPALACHIAN SINGLE-GAME TEAM HIGHS

Rushes	60	at Georgia Southern (Oct 18, 2008)
Yards Rushing	448	vs Jacksonville (Sep 06, 2008)
Yards Per Rush	8.7	at Chattanooga (Nov 08, 2008)
TD Rushes	6	vs Jacksonville (Sep 06, 2008)
Pass attempts	42	vs Richmond (Dec 06, 2008)
Pass completions	29	vs South Carolina State (Nov 29, 2008)
Yards Passing	433	vs South Carolina State (Nov 29, 2008)
Yards Per Pass	17.4	vs Wofford (Oct 31, 2008)
TD Passes	5	vs Wofford (Oct 31, 2008)
Total Plays	83	at Georgia Southern (Oct 18, 2008)
Total Offense	697	vs Presbyterian (Sep 27, 2008)
Yards Per Play	9.5	vs Wofford (Oct 31, 2008)
Points	70	vs Wofford (Oct 31, 2008)
Sacks By	7	vs Jacksonville (Sep 06, 2008)
First Downs	30	vs South Carolina State (Nov 29, 2008)
Penalties	12	vs The Citadel (Oct 04, 2008) vs Furman (Oct 25, 2008)
Penalty Yards	95	vs Presbyterian (Sep 27, 2008)
Turnovers	7	vs Richmond (Dec 06, 2008)
Interceptions By	4	vs Presbyterian (Sep 27, 2008)

APPALACHIAN SINGLE-GAME INDIVIDUAL HIGHS

Rushes	33	Armanti Edwards at Georgia Southern (Oct 18, 2008)
Yards Rushing	179	Devin Radford vs Presbyterian (Sep 27, 2008)
TD Rushes	3	Robert Welton vs Jacksonville (Sep 06, 2008) Armanti Edwards at Georgia Southern (Oct 18, 2008) Robert Welton at Chattanooga (Nov 08, 2008) DeAndre Presley at Western Carolina (Nov 22, 2008)
Long Rush	84	Devin Radford vs Furman (Oct 25, 2008)
Pass attempts	41	Armanti Edwards vs South Carolina State (Nov 29, 2008) Armanti Edwards vs Richmond (Dec 06, 2008)
Pass completions	29	Armanti Edwards vs South Carolina State (Nov 29, 2008)
Yards Passing	433	Armanti Edwards vs South Carolina State (Nov 29, 2008)
TD Passes	5	Armanti Edwards vs Wofford (Oct 31, 2008)
Long Pass	72	Armanti Edwards vs Presbyterian (Sep 27, 2008)
Receptions	9	CoCo Hillary at LSU (Aug 30, 2008)
Yards Receiving	172	Brian Quick vs Wofford (Oct 31, 2008)
TD Receptions	3	Brian Quick vs Wofford (Oct 31, 2008)
Long Reception	72	Devin Radford vs Presbyterian (Sep 27, 2008)
Field Goals	2	Jason Vitaris at LSU (Aug 30, 2008) Jason Vitaris vs Presbyterian (Sep 27, 2008)
Long Field Goal	46	Jason Vitaris vs Presbyterian (Sep 27, 2008)
Punts	8	Neil Young at LSU (Aug 30, 2008)
Punting Avg	46.3	Neil Young vs Presbyterian (Sep 27, 2008)
Long Punt	56	Neil Young vs Jacksonville (Sep 06, 2008) Neil Young vs Presbyterian (Sep 27, 2008)
Long Punt Return	28	B.J. Frazier vs South Carolina State (Nov 29, 2008)
Long Kickoff Return	48	CoCo Hillary vs Wofford (Oct 31, 2008)
Tackles	16	D.J. Smith at Samford (Oct 11, 2008) D.J. Smith vs South Carolina State (Nov 29, 2008)
Sacks	2.5	Lanston Tanyi at Western Carolina (Nov 22, 2008)
Tackles For Loss	3.0	Quavian Lewis vs Jacksonville (Sep 06, 2008) Jabari Fletcher vs Wofford (Oct 31, 2008)
Interceptions	3	Mark LeGree vs Wofford (Oct 31, 2008)

MOUNTAINEER POINTS OFF OPPONENT TURNOVERS

	LSU	JU	JMU	PC	CIT	SAM	GSU	FUR	WOF	UTC	ELON	WCU	SCSU	RICH	TOT
Turnovers	1	2	2	4	1	0	2	4	5	2	1	1	2	0	27
Points	3	14	3	10	7	0	0	14	21	7	0	0	0	0	79

OPPONENT POINTS OFF MOUNTAINEER TURNOVERS

	LSU	JU	JMU	PC	CIT	SAM	GSU	FUR	WOF	UTC	ELON	WCU	SCSU	RICH	TOT
Turnovers	0	2	2	2	1	3	0	1	0	2	2	3	3	7	28
Points	0	0	14	0	0	10	0	7	0	0	3	3	7	24	68

OPPONENT SINGLE-GAME TEAM HIGHS

Rushes	55	vs Wofford (Oct 31, 2008)
Yards Rushing	393	vs Wofford (Oct 31, 2008)
Yards Per Rush	7.1	vs Wofford (Oct 31, 2008)
TD Rushes	4	vs Richmond (Dec 06, 2008)
Pass attempts	61	vs Presbyterian (Sep 27, 2008)
Pass completions	35	vs Presbyterian (Sep 27, 2008)
Yards Passing	372	vs Presbyterian (Sep 27, 2008)
Yards Per Pass	8.0	at LSU (Aug 30, 2008)
TD Passes	3	at LSU (Aug 30, 2008)
Total Plays	81	vs Presbyterian (Sep 27, 2008)
Total Offense	497	vs Wofford (Oct 31, 2008)
Yards Per Play	7.2	at LSU (Aug 30, 2008)
Points	41	at LSU (Aug 30, 2008)
Sacks By	4	at Georgia Southern (Oct 18, 2008) at Western Carolina (Nov 22, 2008)
First Downs	24	vs Furman (Oct 25, 2008)
Penalties	10	vs Jacksonville (Sep 06, 2008)
Penalty Yards	93	vs Jacksonville (Sep 06, 2008)
Turnovers	5	vs Wofford (Oct 31, 2008)
Interceptions By	5	vs Richmond (Dec 06, 2008)

OPPONENT SINGLE-GAME INDIVIDUAL HIGHS

Rushes	32	Josh Vaughan, vs Richmond (Dec 06, 2008)
Yards Rushing	160	Charles Scott, at LSU (Aug 30, 2008)
TD Rushes	3	Josh Vaughan, vs Richmond (Dec 06, 2008)
Long Rush	62	Rodney Landers, at James Madison (Sep 20, 2008)
Pass attempts	57	Tim Webb, vs Presbyterian (Sep 27, 2008)
Pass completions	35	Tim Webb, vs Presbyterian (Sep 27, 2008)
Yards Passing	372	Tim Webb, vs Presbyterian (Sep 27, 2008)
TD Passes	2	Jarrett Lee, at LSU (Aug 30, 2008) Scott Riddle, vs Elon (Nov 15, 2008) Malcolm Long, vs South Carolina State (Nov 29, 2008)
Long Pass	67	Antonio Henton, at Georgia Southern (Oct 18, 2008)
Receptions	12	Terrance Butler, vs Presbyterian (Sep 27, 2008)
Yards Receiving	164	Terrance Butler, vs Presbyterian (Sep 27, 2008)
TD Receptions	2	Brandon LaFell, at LSU (Aug 30, 2008) Octavius Darby, vs South Carolina State (Nov 29, 2008)
Long Reception	67	Tim Camp, at Georgia Southern (Oct 18, 2008)
Field Goals	2	Josh Jasper, at LSU (Aug 30, 2008) Adrian Mora, at Georgia Southern (Oct 18, 2008)
Long Field Goal	43	Patrick Muga, vs Wofford (Oct 31, 2008) Blake Bostic, at Western Carolina (Nov 22, 2008)
Punts	13	Blake Cain, at Western Carolina (Nov 22, 2008)
Punting Avg	46.4	Mark Kaspar, vs The Citadel (Oct 04, 2008)
Long Punt	64	Aaron Haire, vs South Carolina State (Nov 29, 2008)
Long Punt Return	84	Raja Andrews, at Georgia Southern (Oct 18, 2008)
Long Kickoff Return	99	Scotty McGee, at James Madison (Sep 20, 2008)
Tackles	17	Adrian McLeod, at Western Carolina (Nov 22, 2008)
Sacks	2.0	Chris Covington, at Georgia Southern (Oct 18, 2008) William Middleton, vs Furman (Oct 25, 2008)
Tackles For Loss	4.0	Patrick Weldon, vs Richmond (Dec 06, 2008)
Interceptions	3	Seth Williams, vs Richmond (Dec 06, 2008)



SR. QB  
ARMANTI  
EDWARDS

**SOCON**  
CHAMPIONS

1986

1987

1991

1995

1999

2005

2006

2007

2008

**NCAA**  
NATIONAL  
CHAMPIONS

2005

2006

2007





2008 STATISTICS

IN THE RED ZONE (ASU/OPP.)

Game	Red Zone	Points	TDs	FGs Made	FGs Missed	Fumble	Interception	Downs	Half	Game
LSU	2/4	6/23	0/2	2/2	0/0	0/0	0/0	0/0	0/0	0/0
Jacksonville	4/0	28/0	4/0	0/0	0/0	0/0	0/0	0/0	0/0	0/0
James Madison	5/2	32/14	4/2	1/0	0/0	0/0	0/0	0/0	0/0	0/0
Presbyterian	7/3	38/7	5/1	1/0	1/0	0/0	0/1	0/1	0/0	0/0
The Citadel	4/2	21/14	3/2	0/0	1/0	0/0	0/0	0/0	0/0	0/0
Samford	2/6	14/24	2/3	0/1	0/1	0/0	0/0	0/1	0/0	0/0
Georgia Southern	6/6	37/27	5/3	1/2	0/0	0/0	0/1	0/0	0/0	0/0
Furman	4/5	26/14	4/2	0/0	0/0	0/2	0/0	0/1	0/0	0/0
Wofford	4/5	28/24	4/3	0/1	0/0	0/0	0/0	0/1	0/0	0/0
Chattanooga	5/0	35/0	5/0	0/0	0/0	0/0	0/0	0/0	0/0	0/0
Elon	3/2	10/9	1/1	1/1	0/0	0/0	0/0	1/0	0/0	0/0
Western Carolina	5/1	28/7	4/1	0/0	0/0	0/0	0/0	1/0	0/0	0/0
South Carolina State	6/3	24/21	3/3	1/0	0/0	1/0	0/0	1/0	0/0	0/0
Richmond	3/8	13/33	2/4	0/1	0/1	0/0	0/0	0/0	0/0	0/0
<b>TOTALS</b>	<b>78/65</b>	<b>439/304</b>	<b>46/27</b>	<b>7/8</b>	<b>2/2</b>	<b>1/2</b>	<b>0/2</b>	<b>3/4</b>	<b>0/0</b>	<b>0/0</b>

DRIVE CHART (ASU/OPP.)

Game	Drives	TDs	FGs Made	FGs Missed	Fum.	Int.	Safety	Punt	Downs	Half	Game	80+ Yards	3 and Out
LSU	14/14	1/5	2/2	0/0	0/0	0/1	0/0	8/5	2/0	1/0	0/1	0/1	6/3
Jacksonville	18/19	8/1	0/0	1/1	1/0	1/2	0/0	5/10	2/1	0/1	0/1	0/0	4/7
James Madison	15/14	4/5	1/0	0/1	1/0	1/2	0/0	6/6	0/0	1/0	1/0	0/1	4/4
Presbyterian	16/16	6/2	2/0	1/0	2/0	0/4	0/0	4/6	0/2	0/1	1/0	1/1	1/3
The Citadel	13/13	7/3	0/0	1/0	1/0	0/1	0/0	3/5	0/3	0/1	1/0	2/1	1/3
Samford	13/13	5/3	0/1	0/1	3/0	0/0	0/0	4/6	0/1	0/1	1/0	1/0	3/3
Georgia Southern	12/12	5/4	1/2	0/0	0/0	0/2	1/0	4/3	0/0	0/1	1/0	1/1	1/1
Furman	12/11	4/2	0/0	0/0	1/3	0/1	0/0	4/4	1/1	1/0	1/0	1/1	2/3
Wofford	14/14	10/3	0/1	0/0	0/1	0/3	0/0	3/2	0/2	0/1	1/0	0/0	1/2
Chattanooga	14/14	7/1	0/0	0/0	2/1	0/1	0/0	3/9	1/1	0/1	1/0	6/0	2/6
Elon	12/11	3/2	1/1	0/2	2/0	0/1	0/0	3/3	1/2	1/0	1/0	0/1	2/0
Western Carolina	17/16	5/1	0/1	0/0	2/1	1/0	0/0	6/13	1/0	1/0	1/0	0/0	5/11
South Carolina State	15/15	5/3	1/0	0/0	1/1	2/1	0/0	4/6	1/3	1/0	0/1	0/0	3/2
Richmond	13/14	2/4	0/2	1/1	2/0	5/0	0/0	3/4	0/0	0/1	0/1	2/1	1/1
<b>TOTALS</b>	<b>198/196</b>	<b>72/39</b>	<b>8/10</b>	<b>4/6</b>	<b>18/8</b>	<b>10/19</b>	<b>1/0</b>	<b>60/82</b>	<b>9/16</b>	<b>6/8</b>	<b>10/4</b>	<b>14/8</b>	<b>36/49</b>

STARTING LINEUPS

OFFENSE	TE	LT	LG	C	RG	RT	WR	WR	WR	QB	RB
LSU	Quick^	Coley	Acitelli	Irvin	Kilgore	Bieschke	Courman	Hillary	Elder	Edwards	Frazier^
Jacksonville	O. Frye	Coley	Acitelli	Irvin	Kilgore	Bieschke	Frazier	Hillary	Elder	Edwards	Moore
James Madison	Jorden	Coley	Acitelli	Irvin	Kilgore	Bieschke	Courman	Hillary	Jo. Johnson	Edwards	Moore
Presbyterian	Jorden	Coley	Acitelli	Irvin	Kilgore	Bieschke	Elder	Hillary	Jo. Johnson	Edwards	Welton
The Citadel	Jorden	Coley	Acitelli	Irvin	Kilgore	Bieschke	O. Frye	Courman	Jo. Johnson	Edwards	Radford
Samford	O. Frye	Coley	Acitelli	Irvin	Kilgore	Bieschke	Courman	Hillary	Jo. Johnson	Edwards	Radford
Georgia Southern	O. Frye	Coley	Acitelli	Irvin	Kilgore	Bieschke	Courman	Hillary	Jo. Johnson	Edwards	Radford
Furman	Jorden	Coley	Acitelli	Irvin	Kilgore	Bieschke	Cline	Hillary	Jo. Johnson	Edwards	Hardee*
Wofford	Jorden	Coley	Acitelli	Irvin	Kilgore	Bieschke	Quick	Hillary	Hardee*	Edwards	Welton
Chattanooga	Jackson!	Coley	Acitelli	Irvin	Kilgore	Bieschke	Frazier	Hillary	Jo. Johnson	Edwards	Welton
Elon	Courman%	Coley	Acitelli	Irvin	Kilgore	Bieschke	Frazier	Hillary	Jo. Johnson	Edwards	Welton
Western Carolina	Jorden	Coley	Acitelli	Irvin	Kilgore	Bieschke	Courman	Hillary	Jo. Johnson	Presley	Cline
South Carolina St.	Quick^	Coley	Acitelli	Irvin	Kilgore	Bieschke	Courman	Hillary	Jo. Johnson	Edwards	Jackson
Richmond	Jorden	Coley	Acitelli	Irvin	Kilgore	Bieschke	Courman	Quick	Hardee*	Edwards	Welton

^ Five WR \* Two TE ! Two RB % Four WR

DEFENSE	LE	LT	RT	RE	WLB	MLB	BAN	NKL	S	LCB	RCB
LSU	Lewis	Bennett	Williams	Robertson	D.J. Smith	Roman	Banks	Love	LeGree	Gilbert	McDuffie
Jacksonville	Lewis	Bennett	Williams	Robertson	D.J. Smith	Roman	Banks	Love	LeGree	Gilbert	McDuffie
James Madison	Lewis	Bennett	Williams	Robertson	D.J. Smith	Roman	Banks	Love	LeGree	Gilbert	McDuffie
Presbyterian	Tanyi	Bennett	Williams	Fletcher	D.J. Smith	Roman	Banks	Love	LeGree	Gilbert	Reine
The Citadel	Tanyi	Bennett	Williams	Fletcher	D.J. Smith	Roman	Banks	Love	LeGree	Gilbert	Gainey
Samford	Lewis	Bennett	Williams	Fletcher	D.J. Smith	Roman	Banks	Love	Riddle	Gilbert	Gainey
Georgia Southern	Finnerty	Bennett	Williams	Fletcher	D.J. Smith	Roman	Banks	Love	LeGree	Gilbert	Gainey
Furman	Tanyi	Bennett	Williams	Fletcher	D.J. Smith	Roman	Banks	Dowda	LeGree	Gilbert	Gainey
Wofford	Tanyi	Bennett	Williams	Fletcher	D.J. Smith	Roman	Banks	Riddle	LeGree	Gilbert	Gainey
Chattanooga	Tanyi	Finnerty	Williams	Fletcher	D.J. Smith	Roman	Banks	Dowda	LeGree	Gilbert	Gainey
Elon	Tanyi	Bennett	Williams	Fletcher	D.J. Smith	Roman	Banks	Dowda	LeGree	Gilbert	Gainey
Western Carolina	Tanyi	Bennett	Williams	Fletcher	D.J. Smith	Roman	Banks	Dowda	LeGree	Gilbert	Gainey
South Carolina St.	Tanyi	Bennett	Williams	Fletcher	D.J. Smith	Roman	Banks	Dowda	LeGree	Gilbert	Gainey
Richmond	Tanyi	Bennett	Williams	Fletcher	D.J. Smith	Roman	Banks	Riddle	LeGree	Gilbert	Gainey



**SOCON**  
CHAMPIONS

1986

1987

1991

1995

1999

2005

2006

2007

2008

**NCAA**  
NATIONAL CHAMPIONS

2005

2006

2007

GAME 1 • AUG. 30, 2008 • TIGER STADIUM • BATON ROUGE, LA.

**NO. 1 APPALACHIAN** **13**  
**NO. 7 (FBS) LSU** **41**

SCORING SUMMARY	1	2	3	4	F
MOUNTAINEERS (0-1)	0	0	7	6	13
TIGERS (1-0)	14	17	3	7	41

ATTENDANCE: 91,922

**BATON ROUGE, La.** — A year after stunning the college-football world with a season-opening victory at Michigan, No. 1 (FCS) Appalachian State University football couldn't repeat the same feat at LSU in the 2008 season opener, falling 41-13 to No. 7 (FBS) LSU at Tiger Stadium.

LSU's front lines stymied the Mountaineers all day, as the Tigers rushed for 266 yards while limiting the Appalachian ground attack to just 52 rushing yards on 28 carries. Charles Scott did the majority of LSU's work on the ground with 160 yards and two scores on 16 carries. ASU quarterback Armanti Edwards, facing strong pressure all afternoon, completed 13 of his 31 attempts for 155 yards to pace an offensive attack that had difficulty getting in rhythm before the hostile crowd of 91,922. His target of choice for most of the afternoon was CoCo Hillary, who set career highs with nine receptions for 80 yards.

Appalachian appeared to emerge from the locker room at halftime invigorated, forcing a three-and-out on LSU's first possession and then stalling the Tigers' second series of the half. The Mountaineers took over possession on their own 40-yard line and marched 74 yards to cross the goal line for the first time with a 44-yard strike from Edwards to Robert Welton on a route out of the backfield. The 44-yard touchdown pass, ASU's longest offensive play of the game, capped a 7-play, 60-yard drive.

After a 33-yard field goal from LSU's Josh Jasper made the score 34-7, the Mountaineer defense continued to make plays with Jacque Roman picking off a Jarrett Lee pass on the LSU 24 yard line near the end of the third quarter. Roman returned the ball to the 11 yard line but the Mountaineer offense couldn't fully capitalize on the field position, settling for a 24-yard Jason Vitaris field goal on the first play of the fourth quarter.

LSU extended its lead to 41-10 on Brandon LaFell's second touchdown catch of the afternoon, a 39-yard connection from Lee with a 10:03 left in the contest. The Mountaineers narrowed that margin on their final possession of the game as freshman quarterback DeAndre Presley drove the Apps to the LSU 13 yard line with a 32-yard pass to Devin Radford. Presley was shaken up on the play and a botched snap and a sack quickly forced the Mountaineers to settle for a 44-yard field goal from Vitaris to close the scoring.

The Tigers jumped to a quick 14-0 lead with 5:40 remaining in the first quarter, needing just two plays from scrimmage to take a 7-0 lead after the Apps' opening drive stalled at LSU's 36-yard line. Taking over after a failed fourth-down conversion, Scott went 55 yards on the Tigers' first play from scrimmage all the way to the ASU 8-yard line. On the very next play, Scott scored from eight yards out.

The Tigers' ensuing possession found paydirt when a 10-play, 56-yard drive culminated with a 17-yard pass from Andrew Hatch to Demetrius Bryd. Appalachian's defense began to settle down at the onset of the second quarter when the ASU linebacking corps made a pair of stops at its own 3 yard line to limit the Tigers to a 21-yard field goal that gave LSU a 17-0 lead. DJ. Smith made both of the big stands with Pierre Banks and Roman assisting on one each to stymie the 9-play, 60-yard drive. For the game, Roman led the Apps with 12 tackles and Smith chipped in 11.


LSU added to its first-half lead with a pair of touchdowns in the second quarter to carry a 31-0 lead into halftime. The Tigers added points on a 31-yard Jarrett Lee pass to a wide open Brandon LaFell with 5:35 left before intermission. A 29-yard touchdown jaunt by Scott on fourth-and-inches with less than a minute to play in the opening half gave the Tigers' the 31-0 halftime advantage.



Jacque Roman was named the Southern Conference Defensive Player of the Week after recording 12 tackles and an interception in the season-opening setback at eventual Peach Bowl champion LSU.

In all, the Tigers out-gained the Apps, 323-119, in the first half, with 193 of those yards coming on the ground. Scott accounted for 144 rushing yards on 12 carries and two touchdowns in the first half alone.

NOTES: Eight Mountaineers made their first career starts (DT Malcolm Bennett, WR Blake Elder, WR B.J. Frazier, WR CoCo Hillary, DB Mark LeGree, DE Quavian Lewis, DB Dominique McDuffie and WR Brian Quick) ... Robert Welton's 44-yard touchdown reception in the third quarter were the first reception and touchdown of the sophomore's career ... Jacque Roman's third-quarter interception was the first of his career and it set up the first field goal of kicker Jason Vitaris' career ... the crowd of 91,922 at Tiger Stadium was the second-largest to ever see ASU play, behind only the 109,218 on hand for last year's opener at Michigan ... the crowd included a contingent of 3,500 Mountaineer faithful ... six true freshmen played in their first collegiate games - Demery Brewer, Wilson Fitchett, Ed Gaineey, McDuffie, DeAndre Presley and Lanston Tanyi ... due to the time change associated with Louisiana's preparations for Hurricane Gustav, the game was broadcast on ESPN Classic and ASU's perfect 12-0 record on ESPN, ESPN2 and ESPNU remained intact ... however, Appalachian's 13-game winning streak in nationally televised games was snapped ... it was the Mountaineers' first loss on national TV since a 24-14 setback to Wofford on The Football Network in 2003.



**SCORING SUMMARY**

**FIRST QUARTER**

11:53 LSU Charles Scott 8 run (Josh Jasper kick)  
 5:40 LSU Demetrius Bryd 17 pass from Andrew Hatch (Jasper kick)

**SECOND QUARTER**

14:56 LSU Jasper 21 field goal  
 5:35 LSU Brandon LaFell 31 pass from Jarrett Lee (Jasper kick)  
 :17 LSU Scott 29 run (Jasper kick)

**THIRD QUARTER**

6:06 ASU Robert Welton 44 pass from Armanti Edwards (Jason Vitaris kick)  
 3:18 LSU Jasper 33 field goal

**FOURTH QUARTER**

14:56 ASU Vitaris 24 field goal  
 10:03 LSU LaFell 39 pass from Lee (Jasper kick)  
 :21 ASU Vitaris 44 field goal

**TEAM STATISTICS**

	Appalachian	LSU
First Downs	11	20
Rushes—Net Yards	28-52	40-266
Passing Yards	187	193
Passes (Comp-Att-Int)	14-33-0	13-24-1
Total Offense	239	459
Fumbles—Lost	2-0	0-0
Penalties—Yards	4-30	8-59
Punts—Avg	8-39.5	5-29.4
Punt Returns—Yards	1-14	3-40
Kickoff Returns—Yards	8-89	4-78
Interception Returns—Yards	1-13	0-0
Fumble Returns—Yards	0-0	0-0
Third-Down Efficiency	2 of 14	5 of 14
Fourth-Down Efficiency	0 of 2	1 of 1
Possession Time	28:12	31:48

**INDIVIDUAL STATISTICS**

**RUSHING** — ASU: Edwards 12-23; Moore 8-23; Presley 1-17; Radford 2-7; Welton 1-3; Hillary 2-(-2); Stewart 1-(-7); Team 1-(-12) LSU: Scott 16-160; Hatch 7-43; Williams 6-24; Murphy 4-21; Ridley 2-17; Johnson 1-4; LaFell 1-2; Holliday 1-0; Team 1-(-1); Mitchell 1-(-4)

**PASSING** — ASU: Edwards 13-31-0, 155 yds.; Presley 1-1-0, 32 yds.; Stewart 0-1-0, 0 yds. LSU: Hatch 7-14-0, 77 yds.; Lee 6-10-1, 116 yds.

**RECEIVING** — ASU: Hillary 9-80; Welton 1-44; Radford 1-32; Moore 1-19; Quick 1-8; Elder 1-4 LSU: LaFell 4-87; Dickson 3-35; Byrd 3-34; Mitchell 1-19; Scott 1-14; Williams 1-4

**SOCON**  
CHAMPIONS

1986

1987

1991

1995

1999

2005

2006

2007

2008

**NCAA**  
NATIONAL CHAMPIONS

2005

2006

2007

96

INTRO & MEDIA INFO

SEASON OUTLOOK

COACHES & STAFF

2009 MOUNTAINEERS

2009 OPPONENTS

GAME 2 • SEPT. 6, 2008 • KIDD BREWER STADIUM • BOONE, N.C.

# JACKSONVILLE 7 NO. 1 APPALACHIAN 56

SCORING SUMMARY	1	2	3	4	F
DOLPHINS (1-1)	0	0	7	0	—
MOUNTAINEERS (1-1)	21	7	14	14	—

ATTENDANCE: 30,718

**BOONE, N.C.** — Top-ranked Appalachian State University football racked up 540 yards of total offense — 448 of it on the ground — and its defense registered seven sacks to handily defeat Jacksonville, 56-7, before a school-record crowd of 30,718 at newly expanded Kidd Brewer Stadium.

Appalachian (1-1) scored early and often, finding the end zone on four of its first six possessions en route to a commanding 28-0 halftime lead, while ASU's defense pitched a shutout on the afternoon, with Jacksonville's only points came on a 60-yard punt return midway through the third period.

The contest was decided in the trenches, as the Appalachian offensive and defensive lines generated a 448-43 advantage in rushing yards in favor of the Black and Gold.

Sophomore Robert Welton had a career day for the Mountaineers, leading the ground attack with 161 yards and touchdowns of 44, two and 72 yards on just 10 carries. Starting running back Devon Moore racked up 94 yards in only a quarter-and-a-half of action.

Quarterback Armanti Edwards accounted for 122 yards of total offense and a pair of touchdowns (one passing, one rushing) despite factoring into just 16 plays (eight passes, eight rushes). His understudy, freshman DeAndre Presley, was effective in relief of the Walter Payton Award candidate, completing 5-of-8 passes for 47 yards and adding another 18 on the ground.

Defensive end Quavian Lewis led the Apps' sterling defensive attack with three tackles for loss and one of the team's seven sacks among his six stops. Defensive back Leonard Love recorded a team-high nine tackles and reserve DB Travis Dowda notched the first two interceptions of his career on back-to-back series in the fourth quarter, including one which he returned 33 yards for a touchdown.


In all, Jacksonville (1-1) mustered just nine first downs against the Black-and-Gold defense. Starting quarterback Josh McGregor completed 21-of-34 passes for 198 yards, but was sacked four times. Backup signal-caller Erik Stepelton fared even worse, throwing two interceptions in his four attempts and getting sacked three times.

With the victory, Appalachian upped its all-time record in home openers to 58-18-2, including 18-2 under head coach Jerry Moore. ASU celebrated Moore's 20th year at the helm by donning throwback uniforms which were replicas of the duds donned by the Mountaineers in 1989, Moore's first season in Boone.

NOTES: Appalachian won for the 36th time in its past 37 home games ... ASU has not lost a home opener since 2000 (34-28 to Troy State) ... the win was Appalachian's 15th in a row in games following a loss ... ASU has not lost back-to-back games since opening the 2003 season with losses at Hawaii and Eastern Kentucky ... with the victory, ASU avoided its first 0-2 start since the back-to-back losses to Hawaii and ECU in '03 ... the Mountaineers have rushed for 400-plus yards as a team in three of their past nine games ... ASU held an opponent to less than 50 rushing yards for the first time since it limited Western Carolina to 46 rushing yards in 2006 ... Elliott Finkley's 60-yard punt return for a touchdown for Jacksonville was the first punt return for a touchdown allowed by ASU since Georgia Southern's Jayson Foster returned a punt 94 yards for a score against the Mountaineers in 2004 ... Welton's three-rushing-touchdown performance was the eighth by a Mountaineer in the past 13 games ... freshman Orry Frye, who has played exclusively on the offensive line during his time at ASU, made his first-career start in his first-career appearance at tight end.



Donning throwback uniforms from 1989 to commemorate head coach Jerry Moore's 20th season at ASU, Robert Welton turned in a breakout performance with 161 yards on 10 rushes and three touchdowns to lead the Mountaineers to a 56-7 triumph over Jacksonville in the 2008 home opener.



**SCORING SUMMARY**

**FIRST QUARTER**

- 8:00 ASU Robert Welton 44 run (Jason Vitaris kick)
- 4:42 ASU Devon Moore 11 run (Vitaris kick)
- 2:58 ASU Armanti Edwards 28 run (Vitaris kick)

**SECOND QUARTER**

- 11:06 ASU Tavaris Washington 6 pass from Edwards (Vitaris kick)

**THIRD QUARTER**

- 9:59 ASU Welton 2 run (Vitaris kick)
- 7:16 JU Elliott Finkley 60 punt return (Josh Hostetler kick)
- 6:58 ASU Welton 72 run (Vitaris kick)

**FOURTH QUARTER**

- 9:44 ASU Travis Dowda 33 interception return (Vitaris kick)
- 4:10 ASU Josh Jackson 3 run (Vitaris kick)

**TEAM STATISTICS**

	Jacksonville	Appalachian
First Downs	9	20
Rushes—Net Yards	29-43	56-448
Passing Yards	201	92
Passes (Comp-Att-Int)	22-38-2	8-16-1
Total Offense	244	540
Fumbles—Lost	2-0	2-1
Penalties—Yards	10-93	2-10
Punts—Avg	10-37.5	5-42.6
Punt Returns—Yards	2-71	5-38
Kickoff Returns—Yards	8-167	2-48
Interception Returns—Yards	1-21	2-33
Fumble Returns—Yards	0-0	0-0
Third-Down Efficiency	2 of 17	6 of 14
Fourth-Down Efficiency	0 of 3	0 of 3
Possession Time	31:56	28:04

**INDIVIDUAL STATISTICS**

**RUSHING** — **JU:** Small 11-56; Harris 2-18; Dawson 3-1; Rogers 1-(-2); McGregor 8-(-12); Stepelton 4-(-18) **ASU:** Welton 10-161; Moore 9-94; Edwards 8-77; Baker 5-63; Jackson 8-29; Presley 13-18; Radford 3-6.

**PASSING** — **JU:** McGregor 21-34-0, 198 yds.; Stepelton 1-4-2, 3 yds. **ASU:** Edwards 3-8-1, 45 yds.; Presley 5-8-0, 47 yds.

**RECEIVING** — **JU:** Rogers 5-43; Bell 4-35; Small 3-10; Kuck 2-41; Abdallah 2-10; Sumter 2-9; Tribble 1-35; Finkley 1-14; Dawson 1-3; Harris 1-1 **ASU:** Jorden 3-20; Hillary 2-39; Elder 2-27; Washington 1-6



**SOCON**

CHAMPIONS

1986

1987

1991

1995

1999

2005

2006

2007

2008

**NCAA**

NATIONAL CHAMPIONS

2005

2006

2007

GAME 3 • SEPT. 20, 2008 • BRIDGEFORTH STADIUM • HARRISONBURG, VA.

**NO. 1 APPALACHIAN 32**  
**NO. 5 JAMES MADISON 35**

SCORING SUMMARY	1	2	3	4	F	
MOUNTAINEERS (1-2)	7	14	3	8	—	32
DUKES (2-1)	0	0	21	14	—	35

ATTENDANCE: 17,163

**HARRISONBURG, Va.** — The meeting between NCAA Division I FCS powerhouses Appalachian State University and James Madison lived up to the billing with No. 5 JMU overcoming a 21-point halftime deficit to upend No. 1 Appalachian, 35-32, in a thrilling contest at soldout Bridgeforth Stadium.

The Mountaineers (1-2) built up their 21-0 halftime advantage by winning the field position battle and outgaining the Dukes 223-66 in the half. However, the tide quickly turned after halftime with JMU's Scotty McGee returning the opening kick of the half 99 yards for the first six of 14-straight points for the Dukes.

Armanti Edwards led ASU with 109 yards rushing and 142 yards through the air with a touchdown pass and a scramble for a late two-point conversion. His counterpart, Rodney Landers, answered with 113 yards on the ground and 96 passing yards for the victorious Dukes. Robert Welton took over for an injured Devon Moore in the ASU backfield and rushed 17 times for 92 yards in the loss.

After McGee's kickoff return rejuvenated the previously silent hometown crowd, Landers ripped off a 62-yard jaunt to the endzone to make the score 21-14 less than three minutes into the third quarter.

The Apps tried to quell the rally on JMU's next possession when Leonard Love intercepted a Landers' pass, giving ASU the ball on the JMU 34-yard line. ASU's drive stalled out but Jason Vitaris was able to boot a 30-yard field goal through the uprights to make the score 24-14 with 6:09 left in the quarter.

Unfortunately, the three points did little to strip the Dukes of their momentum as a perfect Landers pump fake made for a wide open Griff Yancey up the middle of the field. Landers completed the play for a 35-yard touchdown to cap the two-play strike. JMU took their first lead of the evening to open up the fourth quarter scoring with 4-yard Eugene Holloman carry off left tackle to make the score 28-24 with 10:48 remaining in the contest.

The Apps appeared poised to answer and drove the ball down to the JMU 24-yard line before the JMU defense managed to strip Welton of the ball after a hard-fought 11-yard run. JMU recovered the loose ball on their own 13-yard line and 10 plays later Landers carried the ball in from the 1-yard line put JMU up 35-24 with less than three minutes to play.


ASU kept fighting as Edwards pulled a few more tricks out of his bag, engineering a 49-second drive that ended with a Welton 1-yard carry to the endzone. The Apps elected to go for two and Edwards, unable to find an open receiver, carried the ball across the goaline to put ASU within a field goal at 35-32 with 1:42 left in the contest.

The Mountaineers had two chances to recover the onside kick as JMU was whistled for an offsides infraction on the first attempt. However, the Dukes managed to recover the second attempt and a Landers quick kick on fourth down ran out the clock and ASU's comeback hopes.

ASU scored first on a 6-yard run from Devon Moore that was set up by a Mark LeGree interception. In the second quarter, Edwards found Josh Johnson on the endline for an 11-yard strike. Welton added ASU's third first-half touchdown with a 2-yard score with 31 seconds left in the half.



Despite 251 yards of total offense from Armanti Edwards, Appalachian let a 21-0 halftime lead slip away in a heartbreaking 35-32 loss at No. 5 James Madison.



**SCORING SUMMARY**

**FIRST QUARTER**

6:37 ASU Devon Moore 6 run (Jason Vitaris kick)

**SECOND QUARTER**

6:32 ASU Josh Johnson 11 pass from Armanti Edwards (Vitaris kick)  
 :31 ASU Robert Welton 2 run (Vitaris kick)

**THIRD QUARTER**

14:47 JMU Scotty McGee 99 kickoff return (Dave Stannard kick)  
 12:43 JMU Rodney Landers 62 run (Stannard kick)  
 6:09 ASU Vitaris 30 field goal  
 5:35 JMU Griff Yancey 35 pass from Landers (Stannard kick)

**FOURTH QUARTER**

10:48 JMU Eugene Holloman 4 run (Stannard kick)  
 2:31 JMU Landers 1 run (Stannard kick)  
 1:42 ASU Welton 1 run (Edwards run)

**TEAM STATISTICS**

	Appalachian	James Madison
First Downs	18	12
Rushes—Net Yards	50-209	38-206
Passing Yards	142	96
Passes (Comp-Att-Int)	11-19-1	7-13-2
Total Offense	351	302
Fumbles—Lost	2-1	1-0
Penalties—Yards	8-53	5-32
Punts—Avg	6-40.2	6-32.7
Punt Returns—Yards	0-0	4-26
Kickoff Returns—Yards	5-106	5-184
Interception Returns—Yards	2-16	1-0
Fumble Returns—Yards	0-0	0-0
Third-Down Efficiency	7 of 15	3 of 11
Fourth-Down Efficiency	0 of 0	1 of 1
Possession Time	34:08	25:52

**INDIVIDUAL STATISTICS**

**RUSHING** — ASU: Edwards 26-109; Welton 17-92; Moore 5-6; Radford 1-1; Courman 1-1 **JMU:** Landers 20-113; Holloman 9-73; Long 3-23; Yancey 3-10; Team 3-(-13).

**PASSING** — ASU: Edwards 11-19-1, 142 yds. **JMU:** Landers 7-13-2, 96 yds..

**RECEIVING** — ASU: Jo. Johnson 4-71; Hillary 2-37; Jordan 2-12; Frazier 1-12; Courman 1-11; Welton 1-(-1) **JMU:** Yancey 2-44; Williams 1-20; Ward 1-13; Caussin 1-9; McNeil 1-7; Long 1-3.

**SOCON**  
CHAMPIONS

1986

1987

1991

1995

1999

2005

2006

2007

2008

**NCAA**  
NATIONAL  
CHAMPIONS

2005

2006

2007

**GAME 4 • SEPT. 27, 2008 • KIDD BREWER STADIUM • BOONE, N.C.**

# PRESBYTERIAN NO. 3 APPALACHIAN

**14  
48**

SCORING SUMMARY	1	2	3	4	F
BLUE HOSE (1-3)	7	7	0	0	— 14
MOUNTAINEERS (0-1)	7	10	17	14	— 48

ATTENDANCE: 28,405

**BOONE, N.C.** — No. 3 Appalachian State University rolled up 407 yards of offense in the second half en route to 31 unanswered points and a 48-14 triumph over visiting Presbyterian at rainy Kidd Brewer Stadium.

Four dropped passes and lapses in all three phases of the game punctuated a sloppy first half for Appalachian (2-2), as it led just 17-14 at halftime. Walter Payton Award candidate Armanti Edwards was perhaps the lone bright spot for ASU in the first half as he surpassed his season high for passing yards midway through the second quarter on his way to 220 yards through the air before the break. His yardage total and completion percentage (12-of-21) would have been even higher if not for the four costly drops.

Despite the inefficient play throughout much of the first half, the Mountaineers rebounded from a 7-0 deficit less than two minutes into the game to take a 17-7 lead early in the second period. It appeared as though the Apps would take the 10-point advantage into the locker room, but the Blue Hose marched 80 yards in six plays, capped by a 31-yard touchdown connection from Tim Webb to Terrance Butler with 49 seconds remaining in the half that brought PC within three points.

In the second half, it was all Appalachian. Three-hundred-and-forty-nine of ASU's 407 yards after the break came on the ground, highlighted by two touchdown runs apiece by running back Devin Radford and backup quarterback DeAndre Presley.

Radford was especially impressive, torching the Blue Hose for 251 all-purpose yards (179 rushing, 72 receiving) and three total touchdowns (a 72-yard pass from Edwards and runs of two and one yards).


The Mountaineer defense held up its end of the bargain by keeping the Hose off the scoreboard in the second half. The Apps limited PC's high-octane offense to just 151 yards in the second half and intercepted four passes on the evening, including two by cornerback Cortez Gilbert. Middle linebacker Jacque Roman also picked off a pass and led all players with 12 tackles.

Butler paced Presbyterian's offensive attack with 12 catches for 164 yards while Webb completed 35-of-57 passes for 372 yards.

NOTES: Appalachian won for the 37th time in its last 38 home games ... the win was ASU's 16th-straight in games immediately following a loss ... the Mountaineers have not lost back-to-back games since setbacks to Hawaii and Eastern Kentucky to open the 2003 season and have played 69 games since it last dropped two-in-a-row ... Appalachian finished 2-2 in the non-conference portion of its schedule, avoiding its first losing record versus non-conference opponents since it went 1-2 in non-conference action in '03 ... the 72-yard connection from Edwards to Radford matched ASU's longest play of the season ... with 256 yards of total offense, Edwards became only the fifth player in Southern Conference history with 7,500 yards of total offense in a career ... only a junior, Edwards already ranks third on the SoCon's all-time total offense list with 7,747 total yards for his career ... Edwards' 220 first-half passing yards were the fourth-most in a single half in his career ... Radford's three-touchdown performance marked the 10th three-touchdown effort by a Mountaineer in the past 15 games ... kicker Jason Vitaris booted two field goals, including a career-long 46-yarder in the third quarter ... RB Robert Welton, LDE Lanston Tanyi and RCB Jared Reine all made their first-career starts.



Devin Radford accounted for 251 of Appalachian's 697 yards of offense and scored three touchdowns in the Mountaineers' 48-14 triumph over Presbyterian under the lights at Kidd Brewer Stadium.



**SCORING SUMMARY**

**FIRST QUARTER**

13:07 PC Chetyuane Reeder 1 run (Cam Miller kick)  
11:19 ASU Robert Welton 3 run (Jason Vitaris kick)

**SECOND QUARTER**

14:04 ASU Devin Radford 72 pass from Armanti Edwards (Vitaris kick)  
12:30 ASU Vitaris 37 field goal  
:49 PC Terrance Butler 31 pass from Tim Webb (Miller kick)

**THIRD QUARTER**

11:33 ASU Vitaris 46 field goal  
5:43 ASU Radford 2 run (Vitaris kick)  
2:56 ASU Radford 1 run (Vitaris kick)

**FOURTH QUARTER**

14:04 ASU DeAndre Presley 5 run (Vitaris kick)  
7:59 ASU Presley 3 run (Vitaris kick)

**TEAM STATISTICS**

	Presbyterian	Appalachian
First Downs	23	28
Rushes—Net Yards	20-57	56-419
Passing Yards	372	278
Passes (Comp-Att-Int)	35-61-4	13-24-0
Total Offense	429	697
Fumbles—Lost	1-0	2-2
Penalties—Yards	7-65	10-95
Punts—Avg	6-37.8	4-45.8
Punt Returns-Yards	1-4	3-(-3)
Kickoff Returns-Yards	4-113	3-78
Interception Returns-Yards	0-0	4-13
Fumble Returns-Yards	0-0	0-0
Third-Down Efficiency	5 of 17	4 of 11
Fourth-Down Efficiency	0 of 3	0 of 0
Possession Time	29:20	30:40

**INDIVIDUAL STATISTICS**

**RUSHING** — PC: Worrell 11-46; Mathis 3-14; Reeder 3-6; Caldwell 1-0; Webb 2-(-9) ASU: Radford 17-179; Jackson 12-75; Welton 11-69; Presley 5-37; Edwards 8-36; Stewart 2-17; Baker 1-6.

**PASSING** — PC: Webb 35-57-4, 372 yds.; Miley 0-2-0, 0 yds.; Miller 0-1-0, 0 yds.; Worrell 0-1-0, 0 yds. ASU: Edwards 12-23-0, 220 yds.; Presley 1-1-0, 58 yds.

**RECEIVING** — PC: Butler 12-164; Clark 6-60; Reeder 5-53; Worrell 4-7; McKoy 3-46; Bumgarner 2-34; Quinn 1-11; Mathis 1-(-1); Caldwell 1-(-2). ASU: Jorden 3-97; Jo. Johnson 2-37; Elder 2-36; Hillary 2-21; Courman 2-13; Radford 1-72; Welton 1-2.



SR. DB  
CORTEZ  
GILBERT

**SOCON**  
CHAMPIONS  
1986

1987

1991

1995

1999

2005

2006

2007

2008

**NCAA**  
NATIONAL  
CHAMPIONS

2005

2006

2007

GAME 5 • OCT. 4, 2008 • KIDD BREWER STADIUM • BOONE, N.C.

**NO. 12 THE CITADEL 21**  
**NO. 2 APPALACHIAN 47**

SCORING SUMMARY	1	2	3	4	F	
<b>BULLDOGS (3-2)</b>	0	7	7	7	—	21
<b>MOUNTAINEERS (3-2)</b>	7	34	0	6	—	47

ATTENDANCE: 29,631

**BOONE, N.C.** — Second-ranked Appalachian State University jumped out to a 41-7 halftime lead and never looked back en route to a convincing 47-21 win over No. 12 The Citadel at Kidd Brewer Stadium.

Appalachian (3-2, 1-0 SoCon) racked up 363 yards of offense in the first half alone and found the end zone on its final six possessions of the half to take the commanding halftime lead.

Quarterback Armanti Edwards, who overcame an ankle injury suffered in last Saturday's win over Presbyterian, highlighted ASU's first-half dominance by rushing 11 times for 79 yards and two touchdowns and completing 10-of-12 passes for 177 yards and three more scores before the break. The junior, who became only the 12th player in NCAA Division I history (FBS or FCS) with 3,000 passing yards and 3,000 rushing yards in a career, finished the contest with 225 yards and a career-best four touchdowns on 14-of-18 passing and 80 yards on 15 carries.

The Mountaineers scored just once in the opening quarter on Devin Radford's 29-yard touchdown run just under 10 minutes in. However, the second period was all Black and Gold, as the Apps scored five times to take the 41-7 advantage into the break. Edwards accounted for all five second-quarter touchdowns with runs of 16 and three yards and passes of 25 yards to Matt Cline, four yards to CoCo Hillary and, the back-breaker, a 68-yard screen pass to Radford with 15 seconds to go in the half.

Not to be overlooked in the impressive performance was the effort turned in by Appalachian's defense. ASU limited The Citadel (3-2, 1-1 SoCon), which came into the contest with the Southern Conference's second-ranked scoring offense at 35.5 points per game, to just 245 yards on the afternoon, 170 below its average. The Citadel managed only 82 yards in the first half.

The Bulldogs tried to make it interesting by cutting the deficit to 41-21 midway through the fourth quarter on a 50-yard punt return by Andre Roberts and a nine-yard scoring connection from Bart Blanchard to Alex Sellars. However, after recovering an onside kick, the Mountaineers iced the triumph on a 24-yard strike from Edwards to Josh Johnson.


Besides Edwards, Radford was Appalachian's offensive star with 72 yards and a touchdown on 10 carries to go along with the 68-yard touchdown reception. Cline chipped in with 74 all-purpose yards (49 rushing, 25 receiving).

Cortez Gilbert paced the Mountaineers defensively with 11 tackles and two pass break-ups. D.J. Smith added nine tackles and a pair of pass break-ups and true freshman Lanston Tanyi made seven stops and hurried the passer four times.

NOTES: Appalachian won for the 37th time in its last 38 home games ... ASU moved to 29-8 all-time and 16-4 under head coach Jerry Moore in SoCon openers ... the Mountaineers beat The Citadel for the 14th time in the past 15 meetings and eighth-straight time in Boone ... with their 11th in the past 12 homecoming games, ASU moved to 34-11-2 all-time in homecoming affairs ... ASU's 41 first-half points were its most in a single a half since scoring 45 in the first half of last year's win over Western Carolina while they were the most allowed by The Citadel since Florida State scored 49 in the second half in 2005 ... in three career games versus The Citadel, Edwards has accounted for 953 yards (547 passing, 406 rushing) and 12 touchdowns (seven passing, five rushing) ... Cline's touchdown was the first of his career while Hillary's was his first-ever scoring reception.



*Cortez Gilbert notched 11 tackles and two pass break-ups to lead Appalachian's sterling defensive effort against The Citadel's high-powered offense in a 47-21 Mountaineer victory.*



**SCORING SUMMARY**

**FIRST QUARTER**

5:26 ASU Devin Radford 29 run (Jason Vitaris kick)

**SECOND QUARTER**

- 13:57 ASU Matt Cline 25 pass from Armanti Edwards (Vitaris kick failed)
- 11:05 ASU Edwards 16 run (Vitaris kick)
- 6:55 CIT Ryan Williams 3 run (Sam Keeler kick)
- 4:41 ASU CoCo Hillary 4 pass from Edwards (Vitaris kick)
- 1:14 ASU Edwards 3 run (Vitaris kick)
- :15 ASU Radford 68 pass from Edwards (Vitaris kick)

**THIRD QUARTER**

7:58 CIT Andre Roberts 50 punt return (Keeler kick)

**FOURTH QUARTER**

- 8:52 CIT Alex Sellars 9 pass from Bart Blanchard (Keeler kick)
- 8:14 ASU Josh Johnson 24 pass from Edwards (Vitaris kick failed)

**TEAM STATISTICS**

	The Citadel	Appalachian
First Downs	15	24
Rushes—Net Yards	31-73	50-295
Passing Yards	172	225
Passes (Comp-Att-Int)	17-41-1	14-18-0
Total Offense	245	520
Fumbles—Lost	0-0	2-1
Penalties—Yards	3-20	12-88
Punts—Avg	5-46.4	3-44.7
Punt Returns-Yards	2-58	5-23
Kickoff Returns-Yards	5-122	3-82
Interception Returns-Yards	0-0	1-18
Fumble Returns-Yards	0-0	0-0
Third-Down Efficiency	6 of 19	8 of 12
Fourth-Down Efficiency	2 of 5	0 of 0
Possession Time	29:01	30:59

**INDIVIDUAL STATISTICS**

**RUSHING** — CIT: Jordan 11-47; Blanchard 11-34; Rice 1-14; Dallas 3-11; Williams 3-3; Roberts 1-0; Team 1-(-36)  
**ASU:** Edwards 15-80; Radford 10-72; Cline 4-49; Presley 5-35; Welton 8-22; Jackson 5-19; Courman 3-18.

**PASSING** — CIT: Blanchard 17-41-1, 172 yds. **ASU:** Edwards 14-18-0, 225 yds.

**RECEIVING** — CIT: Roberts 6-52; Haney 4-27; Flanagan 2-48; Jordan 2-19; Cornett 2-17; Sellars 1-9.  
**ASU:** Washington 4-21; Frazier 3-46; Jo. Johnson 2-38; Hillary 2-22; Radford 1-68; Cline 1-25; Elder 1-5.

**SOCON**  
CHAMPIONS  
1986

1987

1991

1995

1999

2005

2006

2007

2008

**NCAA**  
NATIONAL  
CHAMPIONS

2005

2006

2007

GAME 6 • OCT. 11, 2008 • SEIBERT STADIUM • BIRMINGHAM, ALA.

# NO. 2 APPALACHIAN SAMFORD

# 35 24

SCORING SUMMARY	1	2	3	4	F
MOUNTAINEERS (4-2)	7	21	0	7	35
BULLDOGS (3-3)	14	0	3	7	24

ATTENDANCE: 10,670

**BIRMINGHAM, Ala.** — No. 2 Appalachian State University rebounded from a sluggish start to defeat Samford, 35-24, at Seibert Stadium.

A combination of Appalachian miscues and Samford trickery accounted for ASU falling into an early 14-7 hole. ASU turned the ball over twice in the first quarter (one which led to SU's first score) and Samford opened up the bag of tricks with attempts at an onside kick, direct snap to the halfback, halfback pass to the quarterback and, most notably, a fake field-goal that extended the Bulldogs' second touchdown drive.

The damage could have been even worse, as a fumbled kickoff return gave the Bulldogs possession at the ASU 24 late in the opening period. However, after the Mountaineers' special-teams mistakes in the first quarter, it ironically was a special-teams play that turned the tide, as Cortez Gilbert blocked a 32-yard Samford field-goal attempt on the third play of the second period to keep the App's deficit at just one touchdown.

The second quarter was all Appalachian (4-2, 2-0 SoCon), as quarterback Armanti Edwards directed scoring drives of 78, 67 and 52 yards and the Mountaineer defense held Samford to 16 yards and no first downs to take a 28-14 halftime lead. In the first half alone, Edwards completed 18-of-20 passes for 258 yards and three touchdowns.

Samford cut the ASU advantage to 28-17 with a 22-yard field goal with 5:30 to play in the third quarter, but Edwards put the game away with a 25-yard touchdown run just over three minutes into the final period. Samford added a one-yard touchdown run by quarterback Dustin Taliaferro with 2:02 to go to account for the final margin.

Edwards finished with a season-high 370 yards of total offense and four touchdowns (three passing, one rushing) on 22-of-29 passing for 307 yards and 13 rushes for 63 yards. His top target was CoCo Hillary, who caught eight balls for 78 yards and two scores.


Defensively, linebacker D.J. Smith led the way with a game-high 16 tackles, 12 of which were solo. Fellow 'backer Jacque Roman added 10 stops, including a 13-yard sack, and broke up a pass while Gilbert made eight tackles to go along with two pass break-ups and the critical field-goal block.

Chris Evans led Samford (3-3, 1-2 SoCon) with 144 yards and a touchdown on the ground.

NOTES: With a 16-yard completion to T.J. Courman in the first quarter, Edwards became just the seventh player in NCAA Division I history (FCS or FBS) with 5,000 passing yards and 3,000 rushing yards in a career, joining Louisiana-Lafayette's Brian Mitchell (1986-89), Morehead State's David Dinkins (1997-2000), Indiana's Antwaan Randle El (2001-04), Texas' Vince Young (2003-05) and Missouri's Brad Smith (2002-05) ... the game was Samford's first-ever SoCon tilt at home ... Saturday's attendance of 10,670 was the third-largest in 6,700-seat Seibert Stadium history ... ASU has played in front of capacity crowds in 23 of its last 28 regular-season games ... after not registering a receiving touchdown in the first 19 games of his career, Hillary now has three touchdown catches in the past two games ... senior Billy Riddle made his first start in two years at safety in place of injured Mark LeGree ... Riddle missed the entire 2007 season while doing missionary work in war-ravaged Sudan ... Appalachian is 2-0 in SoCon play for only the third time in the past six seasons and the 18th time in its 37 years in the conference.



Thanks in large part to D.J. Smith's 16 tackles (12 solo), Samford managed only 246 yards of offense in the final three quarters of Appalachian's 35-24 win in Birmingham, Ala.



**SCORING SUMMARY**

**FIRST QUARTER**

- 8:44 SAM Dustin Taliaferro 1 run (J.P. Fraites kick)
- 6:15 ASU Tavaris Washington 44 pass from Armanti Edwards (Jason Vitaris kick)
- :12 SAM Chris Evans 3 run (Fraites kick)

**SECOND QUARTER**

- 10:11 ASU Robert Welton 8 run (Vitaris kick)
- 4:55 ASU CoCo Hillary 50 pass from Edwards (Vitaris kick)
- :28 ASU Hillary 11 pass from Edwards (Vitaris kick)

**THIRD QUARTER**

- 5:30 SAM Fraites 22 field goal

**FOURTH QUARTER**

- 11:57 ASU Edwards 25 run (Vitaris kick)
- 2:02 SAM Taliaferro 1 run (Fraites kick)

**TEAM STATISTICS**

	Appalachian	Samford
First Downs	16	19
Rushes—Net Yards	30-121	47-195
Passing Yards	307	181
Passes (Comp-Att-Int)	22-29-0	19-31-0
Total Offense	428	376
Fumbles—Lost	3-3	0-0
Penalties—Yards	8-81	6-90
Punts—Avg	4-43.5	6-35.0
Punt Returns-Yards	5-16	1-10
Kickoff Returns-Yards	2-19	6-81
Interception Returns-Yards	0-0	0-0
Fumble Returns-Yards	0-0	0-0
Third-Down Efficiency	7 of 13	8 of 19
Fourth-Down Efficiency	2 of 2	2 of 3
Possession Time	23:34	36:26

**INDIVIDUAL STATISTICS**

**RUSHING** — ASU: Edwards 13-63; Welton 10-36; Cline 2-13; Radford 5-9 **SAM**: Evans 28-144; Hawkins 3-34; Taliaferro 12-9; Johnson 1-5; Barnett 3-3.

**PASSING** — ASU: Edwards 22-29-0, 307 yds. **SAM**: Taliaferro 18-30-0, 166 yds.; Fordham 1-1-0, 15 yds.

**RECEIVING** — ASU: Hillary 6-78; Courman 6-72; Frazier 3-39; Cline 3-31; Washington 1-44; Jordan 1-23; Quick 1-12; Elder 1-8 **SAM**: Hawkins 7-59; Evans 6-48; Johnson 3-40; Lowery 1-14; Rice 1-12; Bradley 1-8.



SR. OL MARIO ACITELLI

**SOCON**  
CHAMPIONS

1986

1987

1991

1995

1999

2005

2006

2007

2008

**NCAA**  
NATIONAL CHAMPIONS

2005

2006

2007

GAME 7 • OCT. 18, 2008 • PAULSON STADIUM • STATESBORO, GA.

# NO. 2 APPALACHIAN GEORGIA SOUTHERN

37  
36

SCORING SUMMARY	1	2	3	4	F	
MOUNTAINEERS (5-2)	7	7	10	13	—	37
EAGLES (3-4)	10	10	7	9	—	36

ATTENDANCE: 20,851

**STATESBORO, Ga.** — Writing perhaps the most dramatic chapter in the always-thrilling Appalachian State-Georgia Southern rivalry, No. 2 Appalachian took the lead with 2:36 to play and stood up GSU in the red zone twice in the final two minutes to hold on for a 37-36 win at Paulson Stadium.

Armanti Edwards almost single-handedly led Appalachian (5-2, 3-0 SoCon) in the heart-stopping triumph, accounting for 333 of ASU's 454 total yards and all five touchdowns in the win.

Edwards capped off his amazing performance by flying over the Mountaineer front for a one-yard touchdown drive on fourth-and-goal that gave the Apps a 37-34 advantage with 2:36 to go in the ballgame. The fourth-down conversion was the second of the drive for the Mountaineers, as Edwards eluded several would-be tacklers in the backfield on fourth-and-five from the GSU 43 before finding CoCo Hillary for a 15-yard gain to keep the possession alive.

Immediately following Edwards' score, Georgia Southern (3-4, 1-3 SoCon) marched 69 yards in four plays to the ASU 13 yard line. On third-and-eight, defensive back Travis Dowda intercepted GSU quarterback Antonio Henton at the goal line to seemingly seal the Appalachian victory. However, the officials ruled Dowda down inches outside the goal line and on ASU's first play after the turnover, GSU's Larry Beard stopped Edwards for a safety that cut the Mountaineer advantage to 37-36.

After the free kick, the Eagles took over on their 42 yard line and moved all the way to the Mountaineer 27 before a huge sack by Anthony Williams pushed the Eagles back to the ASU 39. After two incomplete passes, safety Mark LeGree intercepted Henton at the goal line on fourth-and-22 with 14 seconds remaining. The officials again spotted the ball inside the one yard line, but after a brief discussion, the ruling to a touchback and Edwards took a knee on the final play to run out the clock.

The fourth-quarter was a microcosm of the entire game, as the affair featured eight lead changes.

Appalachian opened strong with a nine-play, 80-yard drive that was capped by an acrobatic catch in the corner of the end zone by B.J. Frazier on an option run-turned-pass from Edwards, giving ASU a 7-0 edge less than five minutes in.

After GSU kicked a field goal on its initial possession and forced an ASU punt on the next series, the Eagles took their first lead of the game when Raja Andrews returned the Mountaineer punt 84 yards for a touchdown. The touchdown return was the fourth allowed by Appalachian this season (two kickoff punts and two punts).

Georgia Southern extended its lead to 13-7 on a 37-yard Adrian Mora field goal early in the second period, but Appalachian regained the advantage on its ensuing possession when Edwards directed a six-play, 62-yard drive, capped by his five-yard touchdown run that made it 14-13, ASU.

It remained 14-13 until the Eagles put together their first sustained drive of the afternoon, a 10-play, 80-yard series that culminated with a four-yard touchdown run by quarterback Antonio Henton that gave GSU a 20-14 halftime advantage.

The Mountaineers started fast again in the second half, turning the halftime deficit into a 24-20 lead on a 14-yard touchdown pass from Edwards to Brian Quick and a 22-yard Jason Vitaris field goal.

The advantage flip-flopped three more times over the next 7:13, with Michael McIntosh's 15-yard touchdown catch from Henton giving Georgia Southern a 34-31 lead with 9:46 left in the game and setting up the wild flurry at the finish.

In all, Edwards ran 33 times for 157 yards and three touchdowns and completed 12-of-22 passes for 176 yards and two more scores. Josh Johnson was his top target, hauling in four receptions for 49 yards. Devin Radford chipped in with 76 yards on the ground and one catch for seven yards.

Defensively, the Mountaineers were paced by Williams, who had one-and-a-half sacks among his five tackles and forced a fumble. Linebacker Jacque Roman tallied a team-best 11 stops and cornerback Cortez Gilbert notched seven tackles and broke up three passes.

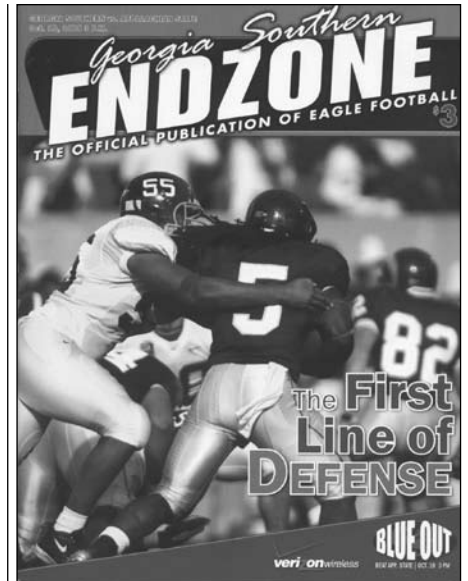
Henton finished with 292 yards through the air and 99 on the ground in the loss.

Appalachian's triumph marked the first time it has ever won back-to-back games at Georgia Southern, while its 37 points were the it has ever scored in Statesboro. For the first time in the series that dates back to 1932, the visiting team has won three-straight decisions.

**NOTES:** Only a junior, Edwards moved into second on the SoCon's all-time total offense list with 8,755 career yards, surpassing East Tennessee State's Todd Wells (8,711 yards - 1997-2000) ... Edwards trails only his predecessor as ASU's signal-caller, Richie Williams, who amassed 9,370 total yards from 2002-05 ... Edwards rushed for 100 yards for the 15th time in 33 career games ... his 15 100-yard rushing games are the most by any current FCS that is not a senior ... ASU defensive back Leonard Love (ankle) left the game in the first half and did not return ... his status will be reevaluated on Sunday ... Dowda had five tackles to go along with the late interception in Love's stead ... running back Robert Welton (shoulder) did not play ... Appalachian took a 12-11-1 lead in the all-time series between the two schools ... Georgia Southern donned blue pants instead of its traditional white for the first time since a 17-16 loss to Appalachian in Boone in 1999.



Armanti Edwards bullied Georgia Southern to the tune of 333 yards of total offense and accounted for all five ASU touchdowns in the Mountaineers' thrilling 37-36 win at GSU's Paulson Stadium.



**SCORING SUMMARY**

**FIRST QUARTER**

- 10:39 ASU B.J. Frazier 11 pass from Armanti Edwards (Jason Vitaris kick)
- 6:16 GSU Adrian Mora 24 field goal
- 4:04 GSU Raja Andrews 84 punt return (Mora kick)

**SECOND QUARTER**

- 13:02 GSU Mora 37 field goal
- 10:16 ASU Edwards 5 run (Vitaris kick)
- 1:25 GSU Antonio Henton 4 run (Mora kick)

**THIRD QUARTER**

- 9:22 ASU Brian Quick 14 pass from Edwards (Vitaris kick)
- 1:59 ASU Vitaris 22 field goal
- :03 GSU Henton 1 run (Mora kick)

**FOURTH QUARTER**

- 11:36 ASU Edwards 1 run (Vitaris kick)
- 9:46 GSU Michael McIntosh 15 pass from Henton (Mora kick)
- 2:36 ASU Edwards 1 run (Vitaris kick failed)
- 1:27 GSU Larry Beard safety

**TEAM STATISTICS**

	Appalachian	GSU
First Downs	28	22
Rushes—Net Yards	60-278	33-134
Passing Yards	176	292
Passes (Comp-Att-Int)	12-23-0	16-40-2
Total Offense	454	426
Fumbles—Lost	1-0	1-0
Penalties—Yards	8-64	6-60
Punts—Avg	4-39.2	3-35.3
Punt Returns-Yards	0-0	2-103
Kickoff Returns-Yards	4-79	7-71
Interception Returns-Yards	2-0	0-0
Fumble Returns-Yards	0-0	0-0
Third-Down Efficiency	11 of 18	5 of 14
Fourth-Down Efficiency	2 of 2	2 of 3
Possession Time	34:42	25:18

**INDIVIDUAL STATISTICS**

**RUSHING — ASU:** Edwards 33-157; Radford 18-76; Jackson 6-34; Courman 2-17; Team 1-(-6). **GSU:** Henton 25-99; Urbano 5-28; Rozier 3-7.

**PASSING — ASU:** Edwards 12-22-0, 176 yds.; Hillary 0-1-0, 0 yds. **GSU:** Henton 16-38-2, 292 yds.; Barney 0-1-0, 0 yds.; Hall 0-1-0, 0 yds.

**RECEIVING — ASU:** Jo. Johnson 4-49; Hillary 3-63; Jordan 1-20; Quick 1-14; Washington 1-12; Frazier 1-11; Radford 1-7. **GSU:** Andrews 6-97; Camp 3-99; Russ 3-24; McIntosh 2-55; Watts 1-12; Hall 1-5.

**SOCON**  
CHAMPIONS

1986

1987

1991

1995

1999

2005

2006

2007

2008

**NCAA**  
NATIONAL  
CHAMPIONS

2005

2006

2007



GAME 8 • OCT. 25, 2008 • KIDD BREWER STADIUM • BOONE, N.C.

**NO. 18 FURMAN**

**14**

**NO. 2 APPALACHIAN**

**26**

SCORING SUMMARY	1	2	3	4	F
PALADINS (6-3)	0	7	0	7	— 14
MOUNTAINEERS (6-2)	6	7	0	13	— 26

ATTENDANCE: 27,848

**BOONE, N.C.** — Appalachian State University's defense delivered head coach Jerry Moore his 200th career victory, as it forced four turnovers in second-ranked Appalachian's 26-14 win over No. 18 Furman on Black Saturday at Kidd Brewer Stadium.

Moore became only the 28th coach in NCAA Division I (FCS or FBS) history to reach the 200-win plateau. He joins Albany's Bob Ford and Florida A&M's Joe Taylor as the only active FCS mentors in the exclusive club.

Win No. 200 didn't come easy for Moore, as Furman (6-3, 3-2 SoCon) outgained Appalachian (6-2, 4-0 SoCon), 354-319. However, ASU squelched two FU scoring opportunities by forcing turnovers in the red zone and turned two of the Paladins' four miscues into touchdowns.

The Mountaineers looked poised to turn the game into a rout early, as they marched 63 yards on the opening drive of the game and took a 6-0 lead on a 14-yard touchdown run by quarterback Armanti Edwards and failed point-after attempt.

The Paladins appeared ready to grab the lead late in the first quarter when flanker Sederrick Cunningham took a direct snap at the ASU 15 yard line and scampered untouched inside the five, but safety Travis Dowda separated Cunningham from the ball at the four yard line and D.J. Smith corralled the loose ball at the one to end the FU threat.

Six plays and 99 yards later, the Apps made it 13-0 on a four-yard scoring dive by Josh Jackson, which came one snap after Devin Radford ripped off an 84-yard run, which was the longest carry by a Mountaineer since John Settle went 88 yards versus Furman, 22 years ago to the day.

Furman got on the board midway through the second period when Tersoo Uhaa scored the first of his two touchdowns with a four-yard carry that capped a 85-yard drive in which Uhaa rushed for 28 of his game-high 99 yards.

ASU held the 13-7 advantage until 40 seconds into the fourth quarter, when Furman took its first lead of the game on a two-yard touchdown plunge by Uhaa. The go-ahead score was set up by an errant snap that sailed over Edwards' head from the Furman 27 and was rolled and batted all the way down to the ASU 29 yard line before it was recovered by FU's Brandon Williams.

The game appeared to be destined to be another ASU-Furman down-to-the-wire thriller, but the Mountaineers countered with two unanswered scores in the fourth quarter to put to rest any Paladin hopes of getting their first win in Boone since 1996. Instead, Edwards' 17-yard touchdown pass to tight end Ben Jorden put the Apps up for good with 13:12 to go and Edwards' 15-yard scoring strike to T.J. Courman was the clincher in ASU's seventh-straight win over Furman in Boone and fourth-in-a-row over the Paladins overall.

The fourth-quarter onslaught was precipitated by linebacker Pierre Banks' second forced fumble of the game, which set up Appalachian's final score. The two forced fumbles tied a single-game school record and moved the senior into a tie for seventh on ASU's career list with seven. The two forced fumbles also highlighted a stellar stat line for Banks, who also finished with eight tackles and two sacks.

Fellow linebacker Jacque Roman led all tacklers with 15 and had one of the Mountaineers' three fumble recoveries, which were their first of the year. The Apps came into the afternoon as one of only two FCS teams (out of 117) without a fumble recovery to their credit this season.

Furman held quarterback Edwards' legs in check for most of the afternoon, limiting the junior to 16 rushing yards, his lowest total in 32 career starts. However, FU couldn't stop Edwards' left arm, which completed 16-of-24 attempts for 186 yards and the two touchdown strikes.

Jordan Sorrells completed 18-of-33 passes for 147 yards and Max Lerner had 10 tackles to lead Furman.

NOTES: Appalachian's four-game winning streak versus Furman is its longest since the series began in 1971 ... ASU won for the 38th time in its past 39 home games ... the last Mountaineer to force two fumbles in a game was current Green Bay Packer Jason Hunter, who accomplished the feat versus West Virginia Tech in 2001 ... Radford's 84-yard run was the Apps' longest overall gain from scrimmage since Richie Williams and DaVon Fowlkes hooked up for an 89-yard touchdown pass versus Chattanooga in 2004 ... Jorden's touchdown catch was the first of his career ... besides the three fumble recoveries, ASU's fourth takeaway came on Mark LeGree's SoCon-leading fourth interception of the year.



**Pierre Banks tallied eight tackles, two sacks and two forced fumbles to lead Appalachian to its fourth-consecutive victory over longtime nemesis Furman.**

**APPALACHIAN CLASS**

**GAMEDAY vs. FURMAN**  
OCTOBER 25, 2008 • 5P

Leonard Love (22) and Cortez Gilbert (15) lead Appalachian's young, but talented, defensive backs.

See Page 60 for a historical 65 defensive backs.

SPONSORED BY FARM BUREAU INSURANCE

North Carolina's Electric Cooperative

**BLACK SATURDAY - EDUCATION DAY**

**SCORING SUMMARY**

**FIRST QUARTER**

12:29 ASU Armanti Edwards 14 run (Jason Vitaris kick failed)

**SECOND QUARTER**

13:22 ASU Josh Jackson 4 run (Vitaris kick)  
7:00 FUR Tersoo Uhaa 4 run (Matthew Cesari kick)

**FOURTH QUARTER**

14:20 FUR Tersoo Uhaa 2 run (Cesari kick)  
13:12 ASU Ben Jorden 17 pass from Edwards (Edwards rush failed)  
5:45 ASU T.J. Courman 15 pass from Edwards (Vitaris kick)

**TEAM STATISTICS**

	Furman	Appalachian
First Downs	24	18
Rushes—Net Yards	43-207	36-133
Passing Yards	147	186
Passes (Comp-Att-Int)	18-33-1	16-24-0
Total Offense	354	319
Fumbles—Lost	3-3	4-1
Penalties—Yards	6-60	12-77
Punts—Avg	4-41.8	4-42.8
Punt Returns-Yards	2-12	4-45
Kickoff Returns-Yards	4-46	3-57
Interception Returns-Yards	0-0	1-0
Fumble Returns-Yards	0-0	1-11
Third-Down Efficiency	5 of 12	6 of 12
Fourth-Down Efficiency	2 of 3	0 of 1
Possession Time	34:10	25:50

**INDIVIDUAL STATISTICS**

**RUSHING — FUR:** Uhaa 17-99; Brown 15-83; Kendall 4-16; Cunningham 1-14; Sorrells 6-(-5) **ASU:** Radford 5-90; Cline 4-31; Jackson 4-23; Courman 3-18; Edwards 16-16; Hillary 1-10; Team 3-(-55).

**PASSING — FUR:** Sorrells 18-33-1, 147 yds. **ASU:** Edwards 16-24-0, 186 yds.

**RECEIVING — FUR:** Hendrix 6-61; Mims 5-46; Brown 3-18; Cunningham 2-3; Kendall 1-12; Uhaa 1-7 **ASU:** Hillary 5-61; Cline 3-16; Quick 2-61; Jorden 2-34; Courman 2-17; Radford 1-(-1); Washington 1-(-2).



SO. TE  
BEN  
JORDEN

**SOCON**  
CHAMPIONS  
1986

1987

1991

1995

1999

2005

2006

2007

2008

**NCAA**  
NATIONAL  
CHAMPIONS

2005

2006

2007

GAME 9 • OCT. 31, 2008 • KIDD BREWER STADIUM • BOONE, N.C.

**NO. 3 WOFFORD 24**  
**NO. 2 APPALACHIAN 70**

SCORING SUMMARY	1	2	3	4	F
TERRIERS (6-2)	14	0	10	0	—
MOUNTAINEERS (7-2)	21	21	7	21	—
ATTENDANCE: 30,931					

**BOONE, N.C.** — Behind Armanti Edwards' school-record-tying five touchdown passes, No. 2 Appalachian State University routed No. 3 Wofford in front of a raucous, school-record Halloween crowd at Kidd Brewer Stadium.

With 440 yards of total offense (367 passing, 73 rushing), Edwards became the Southern Conference's all-time leader with 9,397 total yards. The junior needed only 33 starts to surpass his predecessor as Appalachian's signal-caller, Richie Williams, as the conference's all-time leader in the category.

Freshman wide receiver Brian Quick was the main beneficiary of Edwards' career-best 367 yards and five touchdowns through the air, as he hauled in four catches for 172 yards and three scores (58, 50 and 31 yards). His 172 receiving yards were the most by a Mountaineer since William Mayfield's 195 at Chattanooga in 2006 while his three touchdown catches were the most by an App since DaVon Fowlkes equaled the feat against Elon in '04.

It appeared as though both teams were en route to record-setting offensive performances early on, as it was 14-14 just eight minutes in after the squads swapped touchdowns in the game's first four series. After the Mountaineers made it 21-14 on their third possession, they got the first defensive stop of the game on the very next snap when safety Mark LeGree intercepted Wofford's Ben Widmyer at the ASU 32. Nine plays later, the Apps stretched their advantage to 28-14 on a one-yard touchdown run by Edwards.

From there, the rout was on. In all, the Mountaineers scored on each of their first six possessions and racked up 372 yards of offense in the first half alone to take a commanding 42-14 halftime lead. The Apps scored more points in the first 19:01 of the game (35) than Wofford had previously allowed in regulation this season (31 at Georgia Southern).

Wofford actually outscored ASU, 10-7, in the third quarter, but the Apps posted 21 points in the final period to account for the whopping final margin.

LeGree turned in one of the top individual defensive performances in ASU history with a school-record-tying three interceptions, eight tackles (including one for loss) and a forced fumble in the win. His three interceptions are the most since Larry McKenzie became the first Mountaineer to accomplish the feat against Davidson in 1973 and his seven interceptions this season lead the nation.

Edwards completed 17-of-19 passes without an interception to extend his streak of consecutive passes without an INT to 140. Besides Quick, his next favorite target was freshman tight end Ben Jordan who scored the Apps' first two touchdowns on receptions of 23 and 48 yards. Jordan finished with three catches for 76 yards.

Running backs Devin Radford, Robert Welton, Josh Jackson and backup quarterback DeAndre Presley all rushed for touchdowns to round out the ASU scoring.


In all, Appalachian racked up 620 yards of offense and scored its most points and notched its largest margin of victory in 25 all-time games versus Wofford. The 70 points were the most allowed by the Terriers since they entered the Division I ranks in 1995.

The ASU-record 30,931 fans in attendance saw ASU's defense hold Wofford to almost 17 points below its season average. In addition to LeGree, linebackers Jacque Roman and Pierre Banks paced Appalachian's defensive effort with 13 and nine tackles, respectively. Defensive end Jabari Fletcher chipped in with six tackles (three for loss) and a sack.

Local product Eric Breitenstein led Wofford with 157 rushing yards and Dane Romero added 106 on the ground. Widmyer completed just 5-of-10 passes for 74 yards and threw his first two interceptions of the season. He was also sacked for only the second time on the campaign.

At 7-2 overall and 5-0 in SoCon play, Appalachian is now firmly entrenched in the driver's seat for its fourth-consecutive conference championship as the only undefeated team in league play. Wofford fell to 6-2 overall and 4-1 in SoCon action.

NOTES: Appalachian won for the 39th time in its last 40 home games ... the Mountaineers scored 70 points in a SoCon game for only the second time — the first was last year's 79-35 win over Western Carolina ... the 70-point effort matched ASU's third-highest scoring output ever ... in addition to the career highs in touchdown passes and passing yards, Edwards matched a career best with six touchdowns responsible for (five passing, one rushing) ... ASU finished with 20-of-22 passing as a team but threw just three passes in the fourth quarter ... ASU moved to 13-0 all-time when playing on ESPN, ESPN2 or ESPNU ... the contest was televised to a potential audience of over 93 million households on ESPN2.



**SCORING SUMMARY**

**FIRST QUARTER**

- 12:55 ASU Ben Jordan 23 pass from Armanti Edwards (Jason Vitaris kick)
- 10:07 WOF Dane Romero 17 run (Patrick Muga kick)
- 8:09 ASU Jordan 48 pass from Edwards (Vitaris kick)
- 7:00 WOF Ben Widmyer 12 run (Muga kick)
- 2:00 ASU Robert Welton 5 run (Vitaris kick)

**SECOND QUARTER**

- 13:08 ASU Edwards 1 run (Vitaris kick)
- 10:59 ASU Brian Quick 58 pass from Edwards (Vitaris kick)
- 4:32 ASU Devin Radford 47 run (Vitaris kick)

**THIRD QUARTER**

- 4:00 WOF Muga 43 field goal
- 3:52 ASU Quick 50 pass from Edwards (Vitaris kick)
- :49 WOF Romero 5 run (Muga kick)

**FOURTH QUARTER**

- 14:39 ASU Quick 31 pass from Edwards (Vitaris kick)
- 5:43 ASU Josh Jackson 15 run (Vitaris kick)
- 1:34 ASU DeAndre Presley 5 run (Vitaris kick)

**TEAM STATISTICS**

	Wofford	Appalachian
First Downs	23	27
Rushes—Net Yards	55-393	43-238
Passing Yards	104	382
Passes (Comp-Att-Int)	8-17-3	20-22-0
Total Offense	497	620
Fumbles—Lost	4-2	0-0
Penalties—Yards	3-15	5-60
Punts—Avg	2-39.5	3-35.7
Punt Returns—Yards	1-7	1-7
Kickoff Returns—Yards	11-212	4-102
Interception Returns—Yards	0-0	3-(-1)
Fumble Returns—Yards	0-0	1-33
Third-Down Efficiency	4 of 11	6 of 10
Fourth-Down Efficiency	0 of 3	1 of 1
Possession Time	31:37	28:23


**INDIVIDUAL STATISTICS**

**RUSHING — WOF:** Breitenstein 18-157; Romero 11-106; Allen 4-43; Widmyer 10-32; Boyce 2-25; Rucker 3-22; Marshall 2-9; Boyd 2-4; Scott 2-(-2); Joslin 1-(-3) **ASU:** Edwards 14-73; Radford 7-69; Welton 11-30; Presley 6-28; Jackson 3-28; Baker 1-7; Courman 1-3.

**PASSING — WOF:** Widmyer 5-10-2, 74 yds.; Allen 3-6-1, 30 yds.; Team 0-1-0 0 yds. **ASU:** Edwards 17-19-0, 367 yds.; Presley 3-3-0, 15 yds.

**RECEIVING — WOF:** Strickland 3-47; Bersin 2-32; Romero 1-11; Rucker 1-8; Boyd 1-6 **ASU:** Quick 4-172; Hillary 4-66; Jordan 3-76; Jo. Johnson 2-18; Courman 2-3; Cline 1-27; Washington 1-14; McKnight 1-7; Jackson 1-3; Welton 1-(-4).

- SOCON** CHAMPIONS 1986
- 1987
- 1991
- 1995
- 1999
- 2005
- 2006
- 2007
- 2008
- NCAA** NATIONAL CHAMPIONS 2005
- 2006
- 2007



Freshman Brian Quick hauled in three of Armanti Edwards' school-record five touchdown passes as ASU torched No. 3 Wofford in front of a KBS-record crowd and national-television audience on ESPN2.

GAME 10 • NOV. 8, 2008 • FINLEY STADIUM • BOONE, N.C.

# NO. 2 APPALACHIAN CHATTANOOGA

# 49 7

SCORING SUMMARY	1	2	3	4	F	
MOUNTAINEERS (8-2)	21	14	14	0	—	49
MOCs (1-8)	7	0	0	0	—	7

ATTENDANCE: 6,057

**CHATTANOOGA, Tenn.** — Appalachian State University quarterback Armanti Edwards racked up 328 yards of total offense in just one half of work to lead the second-ranked Mountaineers to a 49-7 rout over Chattanooga at Finley Stadium.

Edwards, who topped 100 rushing yards on Appalachian's second possession, finished with 152 yards on nine carries and 176 yards and two touchdowns on 9-of-17 passing. He was lifted after directing ASU to five touchdowns in seven first-half series and a commanding 35-7 halftime lead.

Four of the Mountaineers' five first-half scoring drives went 80 or more yards. Edwards wasted no time in making his presence known, as he broke off a 28-yard run on the first play of the game. Four snaps later, Robert Welton scored on an 18-yard run to make it 7-0.

The teams swapped punts on the next two series before Chattanooga knotted the contest at 7-7 on a 28-yard touchdown pass from Jared Gault to Clint Woods. However, that would be the only bright spot of the half for UTC.

On the first play after the Mocs' score, Edwards ran 76 yards all the way to the UTC 4 yard line. The 76-yard rush more than doubled Edwards' previous long carry of the season (35) and set up a one-yard touchdown dive by Welton two plays later that gave the Mountaineers the lead for good.

The Apps went on to score on three of their final four possessions of the first half to grab the 28-point halftime advantage. After UTC fumbled the kickoff following Welton's second score, ASU only needed to go 35 yards to make it 21-7 on a 16-yard pass from Edwards to CoCo Hillary.

On its next possession, Appalachian covered 86 yards in only five plays, highlighted by a 26-yard Edwards rush and 38-yard completion to tight end Ben Jordan and capped by a one-yard touchdown run by Welton — his third of the afternoon — which made it 28-7, ASU.

It looked like the three-touchdown lead would stand going into the half when the Mountaineers got the ball back on their own 5 yard line with 1:31 remaining in the second quarter. However, the Apps needed only 1:10 to march 95 yards in seven plays and stretched the advantage to 35-7 on a 48-yard connection from Edwards to a wide-open T.J. Courman down the left sideline.

With the majority of first-teamers on the sideline, Appalachian's reserves scored on two of their first three possessions in the second half to account for the final margin. True freshman quarterback DeAndre Presley did the majority of the damage after the break, rushing 12 times for 101 yards and a touchdown and completing 3-of-3 passes (ASU's only three passes of the second half) for 51 yards and another score, a 38-yard strike to Blake Elder.


In all, the Mountaineers out-gained the Mocs, 655-227, including a 428-110 on the ground. The Apps had three 100-yard rushers — Edwards, Cedric Baker (107) and Presley.



Cedric Baker was one of three 100-yard rushers for the Mountaineers in their 49-7 romp over Chattanooga.

Defensively, linebacker D.J. Smith led ASU with eight tackles, including one for loss. Mark LeGree matched a 45-year-old school record with his NCAA Division I FCS-leading eighth interception of the season.

NOTES: Edwards stretched his streak of consecutive passes without an interception to 157 ... the 100-yard rushing effort was the 16th of his career, which is tops among all FCS non-seniors at any position ... he has now accounted for 99 touchdowns in his career (54 passing, 45 rushing) ... LeGree is tied for the single-season interceptions record at ASU with Larry Harbin, who picked off eight passes in 1963 ... the scoring strike from Presley to Elder was the first touchdown pass of Presley's career and the first TD reception of Elder's career ... five of ASU's seven scoring drives took two minutes or less ... for the season, 27 of the Mountaineers' 56 touchdown drives have taken two minutes or less ... Appalachian moved to 7-2 all-time at Finley Stadium — 4-2 vs. Chattanooga and 3-0 in national championship games ... ASU has won 21 of the last 24 over UTC ... the Mountaineers have won seven games in-a-row overall and 10-straight in SoCon play ... starting defensive tackle Malcolm Bennett was injured (ankle) during pregame warm-ups and missed the game.



**SCORING SUMMARY**

**FIRST QUARTER**

- 13:31 ASU Robert Welton 18 run (Jason Vitaris kick)
- 8:20 UTC Clint Woods 28 pass from Jared Gault (Jeff Lloyd kick)
- 7:01 ASU Welton 1 run (Vitaris kick)
- 4:51 ASU CoCo Hillary 16 pass from Armanti Edwards (Vitaris kick)

**SECOND QUARTER**

- 9:31 ASU Welton 1 run (Vitaris kick)
- :10 ASU T.J. Courman 48 pass from Edwards (Vitaris kick)

**THIRD QUARTER**

- 11:41 ASU Blake Elder 38 pass from DeAndre Presley (Vitaris kick)
- 1:26 ASU Presley 5 run (Vitaris kick)

**TEAM STATISTICS**

	Appalachian	Chattanooga
First Downs	25	11
Rushes—Net Yards	49-428	34-110
Passing Yards	227	117
Passes (Comp-Att-Int)	12-20-0	9-26-1
Total Offense	655	227
Fumbles—Lost	3-2	2-1
Penalties—Yards	2-15	4-25
Punts—Avg	3-44.3	9-43.2
Punt Returns-Yards	4-3	3-4
Kickoff Returns-Yards	0-0	8-106
Interception Returns-Yards	1-0	0-0
Fumble Returns-Yards	0-0	0-0
Third-Down Efficiency	4 of 10	4 of 15
Fourth-Down Efficiency	2 of 3	1 of 2
Possession Time	29:30	30:30

**INDIVIDUAL STATISTICS**

**RUSHING** — ASU: Edwards 9-152; Baker 12-107; Presley 12-101; Welton 7-54; Hillary 1-13; Courman 2-10; Cline 2-4; Jackson 1-2; Hennessee 1-(-4); Team 2-(-11) **UTC:** Wynn 18-57; Woods 2-20; Lloyd 1-17; Hayes 3-15; Kermah 4-10; Gault 5-(-2); Allison 1-(-7).

**PASSING** — ASU: Edwards 9-17-0, 176 yds.; Presley 3-3-0, 51 yds. **UTC:** Gault 5-18-1, 51 yds.; Allison 3-7-0, 34 yds.; Cooper 1-1-0, 32 yds.

**RECEIVING** — ASU: Hillary 4-60; Elder 2-45; Courman 1-48; Jordan 1-38; Jackson 1-13; Cline 1-11; Frazier 1-6; McKnight 1-6 **UTC:** Woods 2-34; Cooper 2-25; Pitchford 2-18; Wilkinson 2-8; Gault 1-32.



HEAD COACH JERRY MOORE

**SOCON**

CHAMPIONS

1986

1987

1991

1995

1999

2005

2006

2007

2008

**NCAA**

NATIONAL CHAMPIONS

2005

2006

2007

GAME 11 • NOV. 15, 2008 • KIDD BREWER STADIUM • BOONE, N.C.

**NO. 11 ELON** **16**  
**NO. 2 APPALACHIAN** **24**

SCORING SUMMARY	1	2	3	4	F
PHOENIX (8-3)	0	10	6	0	16
MOUNTAINEERS (9-2)	7	7	7	3	24

ATTENDANCE: 24,831

**BOONE, N.C.** — No. 2 Appalachian State University became just the fourth program in Southern Conference history to win four-consecutive football championships with a 24-16 win over No. 11 Elon at wintry Kidd Brewer Stadium.

With a steady rain-snow mix falling throughout the game and wind-chill factors dipping into the low 30s, Appalachian (9-2, 7-0 SoCon) scored the game's final 10 points to thwart Elon's bid for its first-ever SoCon title.

The Mountaineers started quickly, as tight end Ben Jordan caught a 13-yard touchdown pass from Armanti Edwards 11 minutes into the game and Edwards found Matt Cline for a 33-yard touchdown pass early in the second quarter to take a 14-0 lead.

However, Elon (8-3, 6-2 SoCon) stormed back to score the game's next 16 points and take a two-point advantage early in the third period. The damage could have been even worse, but all-conference kicker Andrew Wilcox missed the extra point following Scott Riddle's 13-yard touchdown pass to Terrell Hudgins that would have stretched the Phoenix lead to 17-14.

Elon's only lead of the game lasted just 1:12, as Appalachian took the lead for good four plays later when Edwards found freshman Brian Quick for an acrobatic 22-yard touchdown connection that gave ASU the advantage back at 21-16.

With Edwards and starting running back Robert Welton both on the sideline with injuries, true freshman quarterback DeAndre Presley and reserve running back Josh Jackson led the Mountaineers on a 12-play, 68-yard drive that milked 5:46 off the clock, capped by Jason Vitaris' (Seneca, S.C./Seneca) 24-yard field goal that extended the lead to 24-16 with 9:03 to play. Presley and Jackson accounted for all but four yards on the drive.

From there, the Black-and-Gold defense took over to seal the victory. Elon advanced the ball to near midfield on series following Vitaris' field goal, but on fourth-and-one, true freshman defensive end Lanston Tanyi and sophomore linebacker D.J. Smith stuffed running back Brandon Newsome for no gain to stall the Phoenix drive. On its next possession, Elon drove all the way to the ASU 32, but Appalachian forced four-straight incomplete passes to take over with 38 seconds remaining.

One kneel by Presley later, the Mountaineers were celebrating their fourth-straight conference title and the SoCon's automatic berth in the NCAA Division I Championship playoffs.

Edwards finished the day with 251 yards of total offense (147 passing, 104 rushing) and three touchdown passes. He is just 25 yards shy of becoming only the 26th player in NCAA Division I FCS (Football Championship Subdivision — formerly Division I-AA) history with 10,000 yards of total offense in a career.


Defensively, the Apps were led by linebacker Jacque Roman's 10 tackles and defensive end Jabari Fletcher's two sacks and force fumble. Defensive back Mark LeGree notched his ninth interception of the season, which leads the nation and breaks the 45-year-old ASU single-season record set by Larry Harbin in 1963.

Appalachian limited Riddle, the SoCon's leading passer, to just 196 yards on 20-of-39 attempts and Hudgins, the league's all-time leader in receptions, to just three catches for 23 yards. Newsome rushed 25 times for 118 yards, but the Phoenix's 16 points were its second-lowest output of the season.

NOTES: Edwards' (hip) and Welton's (shoulder) injuries will be re-evaluated on Sunday ... Edwards completed 12-of-14 passes without an interception to stretch his string of consecutive passes without an INT to 171 ... the SoCon single-season record is 203, set by Furman's Braniff Bonaventure in 1996 ... Appalachian won for the 40th time in its last 41 home games ... the only other programs to ever win as many as four SoCon titles in a row were West Virginia (1953-56), Furman (1980-83) and Georgia Southern (1997-2002) ... ASU has won 13-straight over Elon ... Elon's last win in the series came in 1964 ... ASU has won eight in a row overall and 11-straight in SoCon play ... Hudgins and The Citadel's Andre Roberts, the SoCon's only 1,000-yard receivers this season, combined for just 75 yards on nine catches versus the Mountaineers.



Mark LeGree's school-record-breaking ninth interception of the season helped Appalachian clinch its fourth-consecutive SoCon title and postseason berth.



**SCORING SUMMARY**

**FIRST QUARTER**

4:02 ASU Ben Jordan 13 pass from Armanti Edwards (Jason Vitaris kick)

**SECOND QUARTER**

12:29 ASU Matt Cline 33 pass from Edwards (Vitaris kick)  
 9:11 EU Bo Williamson 55 pass from Scott Riddle (Andrew Wilcox kick)  
 :18 EU Wilcox 21 field goal

**THIRD QUARTER**

11:10 EU Terrell Hudgins 13 pass from Riddle (Wilcox kick failed)  
 9:49 ASU Brian Quick 22 pass from Edwards (Vitaris kick)

**FOURTH QUARTER**

9:03 ASU Vitaris 24 field goal

**TEAM STATISTICS**

	Elon	Appalachian
First Downs	23	18
Rushes—Net Yards	39-165	39-202
Passing Yards	196	165
Passes (Comp-Att-Int)	20-39-1	13-18-0
Total Offense	361	367
Fumbles—Lost	2-0	3-2
Penalties—Yards	7-66	5-55
Punts—Avg	3-44.3	3-36.3
Punt Returns—Yards	0-0	2-7
Kickoff Returns—Yards	5-81	2-38
Interception Returns—Yards	0-0	1-22
Fumble Returns—Yards	0-0	0-0
Third-Down Efficiency	9 of 19	6 of 11
Fourth-Down Efficiency	1 of 3	0 of 1
Possession Time	32:27	27:33

**INDIVIDUAL STATISTICS**

**RUSHING** — ELON: Newsome 25-118; Riddle 11-30; Camp 2-13; Shuman 1-4 ASU: Edwards 12-104; Welton 13-54; Presley 4-22; Jackson 7-20; Cline 1-4; Hillary 1-2; Team 1-(-4).

**PASSING** — ELON: Riddle 20-39-1, 196 yds. ASU: Edwards 12-14-0, 147 yds.; Presley 1-4-0, 18 yds.

**RECEIVING** — ELON: Jeffcoat 7-71; Williamson 5-84; Hudgins 3-23; Newsome 3-7; Applegate 1-8; Camp 1-3 ASU: Quick 3-40; Jordan 2-31; Washington 2-30; Hillary 2-17; Courman 2-5; Cline 1-33; Jo. Johnson 1-9.

**SOCON**

CHAMPIONS

- 1986
- 1987
- 1991
- 1995
- 1999
- 2005
- 2006
- 2007
- 2008

**NCAA**  
NATIONAL CHAMPIONS

- 2005
- 2006
- 2007

GAME 12 • NOV. 22, 2008 • E.J. WHITMIRE STADIUM • CULLOWHEE, N.C.

# NO. 2 APPALACHIAN WESTERN CAROLINA

# 35 10

SCORING SUMMARY	1	2	3	4	F	
MOUNTAINEERS (10-2)	0	7	14	14	—	35
CATAMOUNTS (1-9)	7	3	0	0	—	10

ATTENDANCE: 14,213

**CULLOWHEE, N.C.** — No. 2 Appalachian State University overcame a sluggish first half to score 28 unanswered points after halftime and defeat archrival Western Carolina, 35-10, at E.J. Whitmire Stadium.

In retaining possession of the Old Mountain Jug for the 22nd time in 24 years, Appalachian (10-2, 8-0 SoCon) wrapped up its fourth-ever undefeated, untied Southern Conference season and almost assuredly secured one of the top two seeds and home-field advantage through the first three rounds of the upcoming NCAA Division I Football Championship.

Making his first-career start in place of injured all-American Armanti Edwards, true freshman DeAndre Presley led Appalachian to touchdowns on four of its first six possessions in the second half to turn a 10-7 halftime deficit into the comfortable win.

The Mountaineers grabbed their first lead of the game at 14-10 less than three minutes into the second half when Presley capped a five-play, 40-yard drive with a three-yard touchdown dive. Facing third-and-10 earlier in the drive, Presley galloped 33 yards to the WCU seven to set up the score.

On its next series, Presley threaded a needle to find tight end Ben Jorden for a 17-yard touchdown pass on third-and-12 to stretch the ASU advantage to 21-10.

Two possessions later, running back Josh Jackson made it 28-10 when he found paydirt from eight yards out. Once again, it was third-down heroics from Presley that kept the drive alive, as he found Jorden for an 11-yard gain on third-and-nine from the WCU 22.

Presley put an exclamation point on his impressive starting debut with a 30-yard touchdown run with 3:47 to play. He finished with 314 yards of total offense, including 156 yards and three touchdowns on 25 carries. He connected on 16-of-25 passes, including 8-of-11 in the second half, for 158 yards and a score.

Despite the offensive explosion in the second half, the story of the day was Appalachian's defense, which limited Western to just 72 yards of offense, including minus-two on the ground. The defense was most impressive in the second half, when WCU managed only one first down and negative-11 total yards.

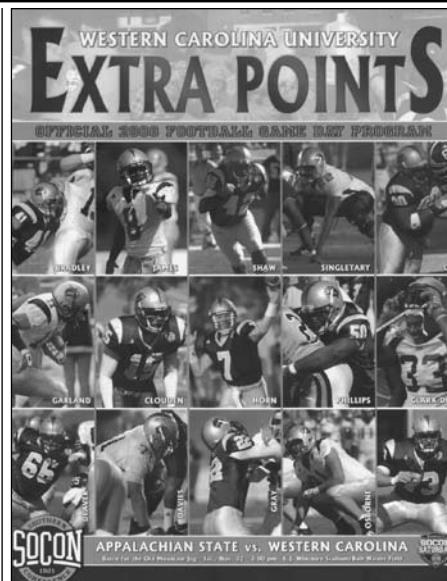
Pierre Banks led the defensive charge with 11 tackles, while Lanston Tanyi recorded 2.5 of ASU's six sacks.

Western punted 13 times, which set an ASU school record for punts forced in a game. The previous record was 12, which occurred five times, most recently versus Liberty in 2000.

NOTES: Appalachian's other undefeated, untied SoCon campaigns came in 1987, 1995 and 2006 ... ASU moved to 54-18-1 all-time versus Western Carolina and 26-7 since the inception of the Old Mountain Jug in 1976 ... the Mountaineers are 24-9 all-time in Cullowhee ... ASU's early 7-0 deficit was its largest in the series since WCU also led 7-0 in the first quarter of the 2000 matchup ... the Mountaineers trailed the Catamounts at the half for the first time since 2004 ... Edwards had his streak of consecutive starts snapped at 20 due to a nagging hip injury ... he was available to play on Saturday in an emergency situation and is expected to return to the starting lineup for next Saturday's postseason opener ... ASU, which clinched at least a share of its ninth SoCon championship last week, secured its seventh outright title with the win over WCU.



Behind 314 yards of offense and four total touchdowns from freshman quarterback DeAndre Presley, who filled in for injured starter Armanti Edwards, Appalachian capped just its fourth undefeated, untied SoCon campaign with a 35-10 triumph over archrival Western Carolina.



**SCORING SUMMARY**

**FIRST QUARTER**  
:22 WCU Zack Jaynes 1 run (Blake Bostic kick)

**SECOND QUARTER**  
8:36 ASU DeAndre Presley 6 run (Jason Vitaris kick)  
3:05 WCU Bostic 43 field goal

**THIRD QUARTER**  
12:11 ASU Presley 3 run (Vitaris kick)  
6:08 ASU Ben Jorden 17 pass from Presley (Vitaris kick)

**FOURTH QUARTER**  
13:07 ASU Josh Jackson 8 run (Vitaris kick)  
3:47 ASU Presley 30 run (Vitaris kick)

TEAM STATISTICS	Appalachian	W. Carolina
First Downs	21	7
Rushes—Net Yards	48-224	2-(-2)
Passing Yards	158	74
Passes (Comp-Att-Int)	16-25-1	7-30-0
Total Offense	382	72
Fumbles—Lost	3-2	3-1
Penalties—Yards	4-48	3-26
Punts—Avg	3-34.2	13-38.2
Punt Returns—Yards	4-36	1-3
Kickoff Returns—Yards	1-33	6-67
Interception Returns—Yards	0-0	1-24
Fumble Returns—Yards	0-0	0-0
Third-Down Efficiency	5 of 13	1 of 15
Fourth-Down Efficiency	1 of 2	0 of 0
Possession Time	33:28	26:32

**INDIVIDUAL STATISTICS**  
**RUSHING** — ASU: Presley 25-156; Jackson 8-29; Cruver 2-21; Hennessee 6-17; Cline 5-6; Courman 1-1; Stewart 1-(-6) WCU: Warley 11-28; Curtis 2-5; Wright 1-2; Hearn 1-(-2); Horn 2-(-14); Jaynes 10-(-21).

**PASSING** — ASU: Presley 16-25-1, 158 yds. WCU: Jaynes 5-26-0, 63 yds.; Horn 2-4-0, 11 yds.

**RECEIVING** — ASU: Hillary 5-56; Cline 4-39; Jorden 3-41; Courman 2-8; Jackson 1-7; Jo. Johnson 1-7 WCU: Curtis 2-30; Thomas 2-26; Hearn 2-8; Pittman 1-10.

SR. QB  
ARMANTI  
EDWARDS

**SOCON**  
CHAMPIONS  
1986

1987

1991

1995

1999

2005

2006

2007

2008

**NCAA**  
NATIONAL  
CHAMPIONS  
2005

2006

2007

GAME 13 • NOV. 29, 2008 • KIDD BREWER STADIUM • BOONE, N.C.

**NO. 13 SOUTH CAROLINA ST. 21**  
**NO. 2 APPALACHIAN 37**

SCORING SUMMARY	1	2	3	4	F
BULLDOGS (10-3)	7	7	7	0	21
MOUNTAINEERS (11-2)	7	10	7	13	37

ATTENDANCE: 13,712

**BOONE, N.C.** — Appalachian State University quarterback Armanti Edwards threw for a school-record 433 yards to lead No. 2-seeded Appalachian to a 37-21 victory over visiting South Carolina State in the opening round of the NCAA Division I Football Championship at Kidd Brewer Stadium.

The Mountaineers advanced to the quarterfinals for the fourth-straight year on the strength of the best performance by a passer in school history. Edwards completed 29-of-41 passes for four touchdowns and surpassed the previous single-game school record of 413 yards, set by Richie Williams in a 40-of-45 effort versus Furman in 2004.

Despite Edwards' gaudy numbers, Appalachian needed all four quarters to dispatch of SC State (10-3). ASU trailed twice in the ballgame and held a slim 24-21 advantage after three quarters. Still clinging to the three-point lead early in the fourth quarter and facing third-and-12 from its own 23-yard line, Edwards and wide receiver T.J. Courman turned in the play of the day and, perhaps, the biggest play of the season to this point.

On the spectacular play, Edwards was flushed from the pocket by a swarm of Bulldog linemen. He weaved his way around the backfield to avoid a sack and eventually found Courman over the middle. Courman caught the ball several yards shy of the first-down marker but twisted and turned his way through a maze of defenders and eventually dove for a 13-yard gain and a first down. Nine plays later, Edwards hit Brian Quick on a slant pattern on third-and-goal from the two to stretch the Mountaineer advantage to 31-21.

From there, Appalachian's defense took over, limiting SCSU to just 56 yards over its final 14 plays to seal the victory.

After the Bulldogs turned the ball over on downs with 2:20 left to play, the Mountaineers appeared to be content to run out the clock. But, in a curious move, SCSU chose to call timeouts with 18 and 12 seconds remaining. With the 'Dogs apparently thinking that the outcome was still in doubt, the Apps put an exclamation mark on the triumph when Edwards found Quick for a highlight-reel-worthy 33-yard touchdown with five seconds to go.

Quick was Edwards' top target on the afternoon with five catches for 95 yards and the two scores. CoCo Hillary was right behind with 94 yards and a touchdown on five catches, while tight end Ben Jordan scored the Mountaineers' first TD of the day on an acrobatic six-yard catch and finished with a career-best six receptions for 62 yards.

Defensively, D.J. Smith led all players with a career-high-tying 16 tackles. Fellow linebacker Pierre Banks added 10 stops and broke up five passes and defensive end Jabari Fletcher made eight tackles, had three quarterback hurries and forced a fumble.

For SCSU, William Ford carried 23 times for 117 yards and a touchdown. Quarterback Malcolm Long completed just 17-of-40 passes but threw two touchdowns.

NOTES: With an 11-yard completion to Jordan on the second play of the game, Edwards became only the 26th player in NCAA Division I FCS (Football Championship Subdivision – formerly Division I-AA) history with 10,000 yards of total offense in a career ... the junior accomplished the feat in just his 36th career start ... the 400-yard passing effort was the sixth in school history and one of two not posted by Williams, who was in attendance to see his single-game passing record fall ... Edwards' 29 completions, 433 passing yards and four touchdown passes all set ASU postseason records ... the Southern Conference's Offensive Player of the Year had a string of 176-consecutive pass attempts without an interception snapped in the first quarter ... the interception-less streak was just 27 shy of the SoCon record ... he threw two interceptions in a game for the first time since Oct. 20, 2007 versus Georgia Southern ... Mark LeGree recorded his 10th interception of the season on SCSU's first play, extending his national lead and ASU single-season record and tying the SoCon record held by Furman's Vince Perone, Jr. (1972) and East Carolina's Jim Bolding (1975) ... Appalachian extended its FCS record for consecutive postseason wins in contiguous years with its 13th playoff victory in a row ... the Mountaineers won for the 42nd time in its last 43 home games ... the crowd of 13,712 that braved a damp, blustery day marked the third-largest opening-round playoff attendance in school history.



**Armanti Edwards threw for a school-record 433 yards and set ASU postseason records with 29 completions and four touchdown passes in the first-round victory over South Carolina State.**

**2008 FOOTBALL CHAMPIONSHIP**  
DIVISION I

**FIRST ROUND**  
NOVEMBER 28-29

**QUARTERFINALS**  
DECEMBER 6

**SEMIFINALS**  
DECEMBER 12 AND 13

NCAA.com

**SCORING SUMMARY**

**FIRST QUARTER**

- 6:29 SCS Octavius Darby 19 pass from Malcolm Long (Blake Erickson kick)
- 3:28 ASU Ben Jordan 6 pass from Armanti Edwards (Jason Vitaris kick)

**SECOND QUARTER**

- 12:44 ASU Vitaris 26 field goal
- 7:40 SCS Darby 15 pass from Long (Erickson kick)
- 2:34 ASU CoCo Hillary 27 pass from Edwards (Vitaris kick)

**THIRD QUARTER**

- 8:42 ASU Edwards 2 run (Vitaris kick)
- 3:34 SCS William Ford 13 run (Erickson kick)

**FOURTH QUARTER**

- 7:21 ASU Brian Quick 2 pass from Edwards (Vitaris kick)
- 0:05 ASU Quick 33 pass from Edwards (Vitaris kick failed)

**TEAM STATISTICS**

	S.C. State	Appalachian
First Downs	21	30
Rushes—Net Yards	39-149	36-124
Passing Yards	176	433
Passes (Comp-Att-Int)	17-41-1	29-41-2
Total Offense	325	557
Fumbles—Lost	4-1	1-1
Penalties—Yards	6-60	6-70
Punts—Avg	6-46.3	4-26.8
Punt Returns—Yards	4-30	2-44
Kickoff Returns—Yards	6-64	3-57
Interception Returns—Yards	2-0	1-0
Fumble Returns—Yards	0-0	0-0
Third-Down Efficiency	4 of 15	4 of 12
Fourth-Down Efficiency	2 of 5	1 of 2
Possession Time	29:52	30:08

**INDIVIDUAL STATISTICS**

**RUSHING** — SCSU: Ford 23-117; Jamison 10-19; Clark 3-10; Long 2-5; Dubose 1-(-2) **ASU:** Jackson 11-58; Edwards 19-48; Welton 3-15; Cline 1-4; Vitaris 1-1; Hillary 1-(-2).

**PASSING** — SCSU: Long 17-40-1, 176 yds. **ASU:** Edwards 29-41-2, 433 yds.

**RECEIVING** — SCSU: Dubose 6-59; Darby 5-68; Ford 3-9; Morris 2-22; Young 1-18 **ASU:** Jordan 6-62; Quick 5-95; Hillary 5-94; Courman 4-52; Welton 3-45; Cline 2-57; Hardee 1-10; Elder 1-7; Frazier 1-6; Jackson 1-5.

**SOCON**  
CHAMPIONS

1986

1987

1991

1995

1999

2005

2006

2007

2008

**NCAA**  
NATIONAL CHAMPIONS

2005

2006

2007

108

INTRO & MEDIA INFO

SEASON OUTLOOK

COACHES & STAFF

2009 MOUNTAINEERS

2009 OPPONENTS



GAME 14 • DEC. 6, 2008 • KIDD BREWER STADIUM • BOONE, N.C.

**NO. 7 RICHMOND 33**  
**NO. 2 APPALACHIAN 13**

SCORING SUMMARY	1	2	3	4	F	
SPIDERS (11-3)	6	0	17	10	—	33
MOUNTAINEERS (11-3)	7	0	6	0	—	13

ATTENDANCE: 15,215

**BOONE, N.C.** — Plagued by seven turnovers, No. 2 Appalachian State University was eliminated from the 2008 NCAA Division I Football Championship with a 33-13 quarterfinal loss to No. 7 Richmond on Saturday afternoon at Kidd Brewer Stadium.

The heart-breaking setback snapped Appalachian's record string of 13-consecutive postseason victories and ended its reign as three-time-defending national champion.

With the win, Richmond advanced to next weekend's national semifinals for the second year in a row, where it will face the winner of Saturday evening's quarterfinal between fourth-seeded Northern Iowa and New Hampshire.

Appalachian (11-3) led 7-6 at the half, but things began to unravel in the third quarter when it turned the ball over on each of its first three possessions after the break, including two interceptions that were returned to inside the ASU five yard line. Richmond (11-3) converted the miscues into 14 points and, combined with a field goal on its opening possession of the half, took a commanding 23-7 lead with 5:46 to go in the third period.

The Spiders left the door open for a Mountaineer comeback when kicker Andrew Howard missed a 33-yard field goal following the Apps' third turnover of the second half and the Black and Gold responded by marching 80 yards in nine plays, highlighted by 30-yard completion from Armanti Edwards to Blake Elder and capped by a four-yard touchdown toss from Edwards to T.J. Courman. The Mountaineers' two-point conversion attempt failed but the deficit was cut to 10 points at 23-13.

Things looked even brighter for ASU when it forced a punt on Richmond's ensuing possession and drove to the UR 40 yard line, but the drive stalled when Edwards was intercepted for the third time in the half. Eight plays later, UR added a field goal to stretch its advantage to 26-13.

The Mountaineers moved the ball into UR territory again on its next series but, again, the promising drive ended with an interception. The Spiders followed with a 15-play, 80-yard drive that melted 7:24 off the clock and culminated with Josh Vaughan's third touchdown run of the afternoon to make it 33-13 with 1:38 left to play.

Appalachian's final possession ended with Edwards' fifth interception of the afternoon, ASU's sixth turnover in seven second-half possessions. Richmond knelt twice to run out the clock and seal perhaps the biggest victory in its 126-year football history.

ASU held a 362-359 advantage in total yardage, including a 5.6-4.7 edge in yards per play. However, it could not overcome major deficits in rushing yardage (238-39), time of possession (36:45-23:15) and, of course, turnover margin (minus-7) in just its second loss in its last 44 home games.



In his final collegiate game, T.J. Courman caught a game-high seven passes for 63 yards and a touchdown.

Despite the five interceptions — three of which came on a ball that went through a receiver's hands, a play that he was hit as he threw and a route that his target fell during — Edwards finished with 323 yards on 26-of-41 passing and two total touchdowns (one passing, one rushing). His top target was Brian Quick, who caught six passes for a game-high 94 yards. Defensively, Jacque Roman led all players with 15 tackles and fellow linebacker D.J. Smith chipped in with 14.

Richmond was led offensively by Vaughan (32 carries for 133 yards and three touchdowns) and defensively by Patrick Weldon (11 total tackles, including a sack and four for loss).

NOTES: Edwards became the Southern Conference's all-time single-season leader in touchdowns responsible for with 41 (30 passing, 11 rushing), breaking the record of 40 set by Elon's Scott Riddle in 2007 ... linebacker Pierre Banks finished his career as the NCAA's all-time leader in games played with 62 ... the loss was ASU's first in the postseason since a 14-13 setback to Maine in the first round of the 2002 playoffs.



**FIRST ROUND**  
NOVEMBER 28-29  
**QUARTERFINALS**  
DECEMBER 6  
**SEMIFINALS**  
DECEMBER 12 AND 13

NCAA.com

**SCORING SUMMARY**

**FIRST QUARTER**

2:58 ASU Armanti Edwards 2 run (Jason Vitaris kick)  
 :04 UR Josh Vaughan 13 run (Andrew Howard kick failed)

**THIRD QUARTER**

9:05 UR Howard 36 field goal  
 7:21 UR Vaughan 1 run (Howard kick)  
 5:46 UR Eric Ward 5 run (Howard kick)  
 1:51 ASU T.J. Courman 4 pass from Edwards (Edwards pass failed)

**FOURTH QUARTER**

10:10 UR Brian Radford 27 field goal  
 1:38 UR Vaughan 1 run (Howard kick)

**TEAM STATISTICS**

	Richmond	Appalachian
First Downs	21	20
Rushes—Net Yards	52-238	23-39
Passing Yards	121	323
Passes (Comp-Att-Int)	10-24-0	26-42-5
Total Offense	359	362
Fumbles—Lost	0-0	2-2
Penalties—Yards	5-52	2-15
Punts—Avg	4-36.2	3-34.0
Punt Returns-Yards	1-11	0-0
Kickoff Returns-Yards	3-42	5-114
Interception Returns-Yards	5-107	0-0
Fumble Returns-Yards	0-0	0-0
Third-Down Efficiency	7 of 16	5 of 12
Fourth-Down Efficiency	1 of 1	0 of 0
Possession Time	36:45	23:15

**INDIVIDUAL STATISTICS**

**RUSHING** — UR: Vaughan 32-133; Ward 16-91; Wilkins 1-20; Team 3-(-6) ASU: Radford 7-11; Hillary 1-8; Welton 4-8; Cline 1-8; Edwards 8-3; Presley 2-1.

**PASSING** — UR: Ward 10-24-0, 121 yds. ASU: Edwards 26-41-5, 323 yds.

**RECEIVING** — UR: Grayson 5-48; Stewart 2-20; Wilkins 1-27; Bischoff 1-17; Gray 1-9 ASU: Courman 7-63; Quick 6-94; Hillary 5-41; Elder 3-48; Cline 3-25; Jordan 2-52.

**SOCON**  
CHAMPIONS

1986

1987

1991

1995

1999

2005

2006

2007

2008

**NCAA**  
NATIONAL CHAMPIONS

2005

2006

2007

# 2008 WALTER PAYTON AWARD WINNER ARMANTI EDWARDS


Junior quarterback Armanti Edwards became the first Appalachian State University player to ever win the NCAA Division I Football Championship Subdivision's top honor when he was presented with the Walter Payton Award on Dec. 18, 2009 at the Chattanooga Marriott. The Payton Award has been presented annually to the nation's top FCS (formerly Division I-AA) player since 1987.

Edwards easily out-distanced James Madison quarterback Rodney Landers for the award with 398 total points and 53 first-place votes, compared to 290 points and 17 first-place nods for the JMU signal-caller. Western Illinois running back Herb Donaldson finished third with 209 points and 14 first-place votes. Edwards is only the sixth underclassman in the 22-year history of the Payton Award to receive the honor.

The consensus first-team All-American and Southern Conference Offensive Player of the Year finished the season with 2,902 passing yards, 941 rushing yards and a SoCon-record 41 touchdowns responsible for (30 passing, 11 rushing). He ranked second nationally with a 170.19 pass-efficiency rating, seventh with 3,843 yards of total offense and 58th in rushing.

He threw only two interceptions in 224 regular-season pass attempts, with a school-record string of 176 passes without an interception that spanned over two months — eight full games and parts of two others.

The previous best finish by a Mountaineer in Payton Award balloting came in 2004, when wide receiver DaVon Fowlkes placed third.



## 2008 WALTER PAYTON AWARD VOTING

Player (School)	1st	2nd	3rd	4th	5th	Total Pts.
<b>Armanti Edwards (Appalachian State)</b>	<b>53</b>	<b>21</b>	<b>12</b>	<b>5</b>	<b>3</b>	<b>398</b>
Rodney Landers (James Madison)	17	27	14	11	5	290
Herb Donaldson (Western Illinois)	14	9	22	10	8	209
Ramses Barden (Cal Poly)	4	8	11	15	12	127
Nathan Brown (Central Arkansas)	1	7	6	9	18	89
Cameron Higgins (Weber State)	3	8	3	7	9	79
John Matthews (San Diego)	2	6	6	6	4	70
Rashad Jennings (Liberty)	1	3	5	9	9	59
Dominic Randolph (Holy Cross)	2	2	7	1	4	47
Larry Warner (Southern Illinois)	1	4	1	3	7	37
Chris Pizzotti (Harvard)	1	2	4	3	2	33
William Ford (South Carolina State)	1	3	0	4	4	29
Andre Roberts (The Citadel)	2	0	0	6	4	26
Rhett Bomar (Sam Houston State)	0	0	5	2	4	23
Terrell Hudgins (Elon)	0	0	4	2	4	20
David Sinisi (Monmouth)	0	1	1	1	4	13
Jonathan Dally (Cal Poly) - write-in	0	1	1	0	0	7
Josh Vaughan (Richmond) - write-in	0	1	0	1	0	6

**SOCON**  
CHAMPIONS

1986

1987

1991

1995

1999

2005

2006

2007

2008

**NCAA**  
NATIONAL  
CHAMPIONS

2005

2006

2007



HONORS AND AWARDS

TEAM

- Southern Conference Champion (only the fourth program in the 76-year history of the SoCon to win four-straight conference titles)
- 11 victories (tied for fifth-most in school history)
- Fourth-straight 10-win season (third-longest streak in SoCon history)
- NCAA Division I FCS-record 13-consecutive postseason victories in contiguous years

HEAD COACH JERRY MOORE

- Southern Conference Coach of the Year (coaches and media)
- AFCA Regional Coach of the Year
- Liberty Mutual FCS Coach of the Year finalist

MARIO ACITELLI (Jr., OL)

- Honorable-mention all-America (The Sports Network)
- First-team all-Southern Conference (media)
- Second-team all-SoCon (coaches)

PIERRE BANKS (Sr., LB)

- Third-team all-America (The Sports Network)
- First-team all-Southern Conference (coaches)
- FCS ADA national academic all-star
- FCS ADA postgraduate scholarship finalist
- Draddy Award semifinalist (NFF scholar-athlete of the year)
- SoCon Scholar-Athlete of the Week Oct. 11 vs. Samford

JONATHAN BIESCHKE (Sr., OL)

- First-team all-America (Walter Camp)
- Second-team All-America (Associated Press)
- First-team all-Southern Conference (coaches and media)



Pierre Banks earned national recognition for his performance both on the field and in the classroom.

BRAD COLEY (Sr., OL)

- First-team all-Southern Conference (coaches)
- Second-team all-SoCon (media)

ARMANTI EDWARDS (Jr., QB)

- Walter Payton Award (National Player of the Year)
- Consensus first-team All-America (Associated Press, AFCA, Walter Camp, The Sports Network, College Sporting News)
- Southern Conference Offensive Player of the Year (coaches and media)
- First-team all-SoCon (coaches and media)
- SoCon Offensive Player of the Month October November
- National Player of the Week (The Sports Network) Oct. 31 vs. Wofford
- National Weekly All-Star (College Sporting News) Oct. 4 vs. The Citadel Oct. 31 vs. Wofford
- SoCon Offensive Player of the Week Oct. 4 vs. The Citadel Oct. 11 vs. Samford Oct. 18 vs. Georgia Southern Oct. 31 vs. Wofford

JABARI FLETCHER (So., DL)

- First-team all-Southern Conference (coaches and media)

ED GAINEY (Fr., DB)

- Southern Conference all-freshman team

CORTEZ GILBERT (Jr., DB)

- Second-team all-America (The Sports Network)
- First-team all-Southern Conference (coaches and media)
- SoCon Defensive Player of the Week Oct. 4 vs. The Citadel

BEN JORDEN (Fr., TE)

- Honorable-mention all-America (The Sports Network)
- First-team all-Southern Conference (coaches and media)
- SoCon all-freshman team

DANIEL KILGORE (So., OL)

- Second-team all-Southern Conference (coaches)

MARK LEGREE (So., DB)

- First-team All-America (Associated Press, Walter Camp, The Sports Network, College Sporting News)
- First-team all-Southern Conference (coaches and media)
- National Player of the Week (The Sports Network) Oct. 31 vs. Wofford
- National Weekly All-Star (College Sporting News) Oct. 31 vs. Wofford
- SoCon Defensive Player of the Month October
- SoCon Defensive Player of the Week Oct. 31 vs. Wofford

DeANDRE PRESLEY (Fr., QB)

- Southern Conference Offensive Player of the Week Nov. 22 vs. Western Carolina
- SoCon Freshman of the Week Nov. 22 vs. Western Carolina

BRIAN QUICK (Fr., WR)

- Southern Conference all-freshman team
- SoCon Freshman of the Week Oct. 31 vs. Wofford

DEVIN RADFORD (So., RB)

- Southern Conference Offensive Player of the Week Sept. 27 vs. Presbyterian

JACQUE ROMAN (Jr., LB)

- First-team all-America (The Sports Network)
- Southern Conference Defensive Player of the Year (coaches)
- First-team all-SoCon (coaches and media)
- SoCon Defensive Player of the Week Aug. 30 vs. LSU

D.J. SMITH (So., LB)

- Second-team all-Southern Conference (coaches and media)
- SoCon Defensive Player of the Week Oct. 11 vs. Samford

LANSTON TANYI (Fr., DL)

- Southern Conference all-freshman team

ROBERT WELTON (So., RB)

- Southern Conference Offensive Player of the Week Sept. 6 vs. Jacksonville

ANTHONY WILLIAMS (Jr., DL)

- Second-team all-Southern Conference (coaches and media)

NEIL YOUNG (Sr., P)

- First-team all-Southern Conference (coaches and media)



DeAndre Presley became the first player in 17 years to receive two of the SoCon's weekly awards simultaneously when he was named the league's Offensive Player and Freshman of the Week following his performance at Western Carolina.



JR. DB  
MARK  
LEGREE

SOCON  
CHAMPIONS

1986

1987

1991

1995

1999

2005

2006

2007

2008

NCAA

NATIONAL  
CHAMPIONS

2005

2006

2007

## 2008 SOUTHERN CONFERENCE ALL-CONFERENCE TEAMS AND AWARDS

### COACHES

#### OFFENSE - FIRST TEAM

**QB Armanti Edwards** ..... Appalachian  
 RB Chris Evans ..... Samford  
 RB Dane Romero ..... Wofford  
**OL Jon Bieschke** ..... Appalachian  
 OL Joel Bell ..... Furman  
**OL Brad Coley** ..... Appalachian  
 OL David Harrison ..... Elon  
 OL Derek Wooten ..... Wofford  
 OL Dan DeHaven ..... The Citadel  
**TE Ben Jorden** ..... Appalachian  
 WR Terrell Hudgins ..... Elon  
 WR Andre Roberts ..... The Citadel

#### DEFENSE - FIRST TEAM

DL Dakota Walker ..... Georgia Southern  
 DL Mitch Clark ..... Wofford  
**DL Jabari Fletcher** ..... Appalachian  
 DL Terrence Reese ..... The Citadel  
**LB Jacque Roman** ..... Appalachian  
 LB Chris Covington ..... Georgia Southern  
**LB Pierre Banks** ..... Appalachian  
**DB Cortez Gilbert** ..... Appalachian  
**DB Mark LeGree** ..... Appalachian  
 DB William Middleton ..... Furman  
 DB Thomas Twitty ..... Furman  
 DB Max Lerner ..... Furman

#### OFFENSE - SECOND TEAM

QB Scott Riddle ..... Elon  
 RB Brandon Newsome ..... Elon  
 RB Mike Brown ..... Furman  
 OL Ben Quick ..... Wofford  
**OL Mario Acitelli** ..... Appalachian  
**OL Daniel Kilgore** ..... Appalachian  
 OL Ben Miller ..... Wofford  
 OL Jon Weber ..... Samford  
 OL Dio Herrera ..... Georgia Southern  
 TE Taylor Cornett ..... The Citadel  
 WR Raja Andrews ..... Georgia Southern  
 WR Andy Strickland ..... Wofford

#### DEFENSE - SECOND TEAM

DL Jeff Bradley ..... Western Carolina  
**DL Anthony Williams** ..... Appalachian  
 DL Eric Ludwig ..... Elon  
 DL Layton Baker ..... Wofford  
 LB Corey Weaver ..... Elon  
 LB Bryce Smith ..... Samford  
**LB D.J. Smith** ..... Appalachian  
 DB Andy Davis ..... Samford  
 DB Mychael Johnson ..... Wofford  
 DB Jason Leventis ..... Wofford  
 DB Walker White ..... Elon  
 DB Mitchell Bell ..... Western Carolina

#### SPECIALISTS - FIRST TEAM

PK Andrew Wilcox ..... Elon  
 RS Andre Roberts ..... The Citadel  
**P Neil Young** ..... Appalachian

#### SPECIALISTS - SECOND TEAM

PK Adrian Mora ..... Georgia Southern  
 RS Adam Mims ..... Furman  
 P Brandon Lane ..... Elon

### INDIVIDUAL AWARDS

#### COACHES

**Offensive Player of the Year**  
*Armanti Edwards, ASU*  
**Defensive Player of the Year**  
*Jacque Roman, ASU*  
**Freshman of the Year**  
 Dustin Taliaferro, Samford  
**Jacobs Blocking Trophy Recipient**  
 Joel Bell, Furman  
**Coach of the Year**  
*Jerry Moore, ASU*

#### MEDIA

**Offensive Player of the Year**  
*Armanti Edwards, ASU*  
**Defensive Player of the Year**  
 Chris Covington, GSU  
**Freshman of the Year**  
 Dustin Taliaferro, Samford  
**Coach of the Year**  
*Jerry Moore, ASU*

### MEDIA

#### OFFENSE - FIRST TEAM

**QB Armanti Edwards** ..... Appalachian  
 RB Chris Evans ..... Samford  
 RB Dane Romero ..... Wofford  
**OL Jon Bieschke** ..... Appalachian  
 OL Joel Bell ..... Furman  
**OL Mario Acitelli** ..... Appalachian  
 OL Derek Wooten ..... Wofford  
 OL Ben Quick ..... Wofford  
**TE Ben Jorden** ..... Appalachian  
 WR Terrell Hudgins ..... Elon  
 WR Andre Roberts ..... The Citadel

#### DEFENSE - FIRST TEAM

DL Dakota Walker ..... Georgia Southern  
 DL Mitch Clark ..... Wofford  
**DL Jabari Fletcher** ..... Appalachian  
 DL Patrick Hatcher ..... Samford  
**LB Jacque Roman** ..... Appalachian  
 LB Chris Covington ..... Georgia Southern  
 LB Brandon Williams ..... Furman  
**DB Cortez Gilbert** ..... Appalachian  
**DB Mark LeGree** ..... Appalachian  
 DB William Middleton ..... Furman  
 DB Max Lerner ..... Furman

#### OFFENSE - SECOND TEAM

QB Scott Riddle ..... Elon  
 RB Brandon Newsome ..... Elon  
 RB Mike Brown ..... Furman  
 OL Ben Miller ..... Wofford  
**OL Brad Coley** ..... Appalachian  
 OL Mitchell Waters ..... Samford  
 OL Chris Werden ..... Elon  
 OL Thomas Slaughter ..... Furman  
 TE Chris Truss ..... Furman  
 WR Raja Andrews ..... Georgia Southern  
 WR Adam Mims ..... Furman

#### DEFENSE - SECOND TEAM

DL Jeff Bradley ..... Western Carolina  
**DL Anthony Williams** ..... Appalachian  
 DL Terrence Reese ..... The Citadel  
 DL Dewitt Jones ..... The Citadel  
 LB Seth Goldwire ..... Wofford  
 LB Bryce Smith ..... Samford  
**LB D.J. Smith** ..... Appalachian  
 DB Andy Davis ..... Samford  
 DB Jason Leventis ..... Wofford  
 DB Walker White ..... Elon  
 DB Mitchell Bell ..... Western Carolina

#### SPECIALISTS - FIRST TEAM

PK Andrew Wilcox ..... Elon  
 RS Andre Roberts ..... The Citadel  
**P Neil Young** ..... Appalachian

#### SPECIALISTS - SECOND TEAM

PK Adrian Mora ..... Georgia Southern  
 RS Adam Mims ..... Furman  
 P Brandon Lane ..... Elon



SoCon Offensive Player of the Year Armanti Edwards



SoCon Defensive Player of the Year Jacque Roman



SoCon Coach of the Year Jerry Moore

**SOCON**  
 CHAMPIONS  
 1986

1987

1991

1995

1999

2005

2006

2007

2008

**NCAA**  
 NATIONAL  
 CHAMPIONS

2005

2006

2007


# RECORD BOOK








RECEIVING RECORDS



DaVon Fowlkes



Rick Beasley



Bob Agle

PASS RECEPTIONS — GAME

17	DaVon Fowlkes-280 yds.	Elon	2004
15	DaVon Fowlkes-202 yds.	Wofford	2004
14	DaVon Fowlkes-148 yds.	Furman	2004
14	Rick Beasley-136 yds.	Marshall	1979
13	Bob Agle-180 yds.	Emory & Henry	1968
12	DaVon Fowlkes-236 yds.	Chattanooga	2004
12	Gerard Hardy-123 yds.	Liberty	1997
11	DaVon Fowlkes-171 yds.	E. Kentucky	2004
11	Troy Albea-177 yds.	Montana	2000
11	Joey Gibson-114 yds.	Clemson	1997
11	Ray Gama-100 yds.	James Madison	1991
11	Rick Beasley-155 yds.	Furman	1978
11	Bob Agle-150 yds.	W. Carolina	1968

PASS RECEPTIONS — SEASON

103*	DaVon Fowlkes	1,618 yds.	2004
74	Rick Beasley	1,205 yds.	1979
68	Bob Agle	1,084 yds.	1968
64	William Mayfield	1,129 yds.	2006
60	Rick Beasley	971 yds.	1978
58	Hans Batichon	819 yds.	2007
56	<b>CoCo Hillary</b>	<b>735 yds.</b>	<b>2008</b>
52	Kevin Richardson	558 yds.	2005
52	Daryl Skinner	620 yds.	1999
49	Jerome McDaniel	700 yds.	1981

\* NCAA champion

PASS RECEPTIONS — CAREER

200	DaVon Fowlkes	2,960 yds.	2001-04
178	Rick Beasley	3,124 yds.	1978-80
146	Bob Agle	2,151 yds.	1965-68
134	Daryl Skinner	1,942 yds.	1997-99
132	Kevin Richardson	1,300 yds.	2004-07
111	Sterling Hayward	1,613 yds.	2000-03
110	Dexter Jackson	1,846 yds.	2004-07
101	Hans Batichon	1,405 yds.	2004-07
96	Joey Gibson	1,373 yds.	1996-2000
92	Jermane Little	1,393 yds.	2001-05

PASS RECEPTION YARDS — GAME

280	DaVon Fowlkes-17 rec.	Elon	2004
261	Bob Agle-10 rec.	Wofford	1968
236	DaVon Fowlkes-12 rec.	Chattanooga	2004
231	Rick Beasley-9 rec.	James Madison	1980
220	Rick Beasley-9 rec.	E. Tenn. State	1980
202	DaVon Fowlkes-15 rec.	Wofford	2004
195	William Mayfield-7 rec.	Chattanooga	2006
191	DaVon Fowlkes-8 rec.	N'Western St.	2004
182	William Mayfield-9 rec.	Elon	2006
180	Bob Agle-13 rec.	Emory & Henry	1968

PASS RECEPTION YARDS — SEASON

1,618*	DaVon Fowlkes	103 rec.	2004
1,205	Rick Beasley	74 rec.	1979
1,129	William Mayfield	64 rec.	2006
1,084	Bob Agle	68 rec.	1968
971	Rick Beasley	60 rec.	1978
948	Rick Beasley	44 rec.	1980
819	Hans Batichon	58 rec.	2007
809	Alonzo Upshur	35 rec.	1983
<b>735</b>	<b>CoCo Hillary</b>	<b>56 rec.</b>	<b>2008</b>
700	Jerome McDaniel	49 rec.	1981

\* NCAA champion

PASS RECEPTION YARDS — CAREER

3,124	Rick Beasley	178 rec.	1978-80
2,960	DaVon Fowlkes	200 rec.	2001-04
2,151	Bob Agle	146 rec.	1965-68
1,942	Daryl Skinner	134 rec.	1997-99
1,846	Dexter Jackson	110 rec.	2004-07
1,613	Sterling Hayward	111 rec.	2000-03
1,483	William Mayfield	86 rec.	2003-06
1,410	Otis Smith	81 rec.	1993-96
1,405	Hans Batichon	101 rec.	2004-07
1,393	Jermane Little	92 rec.	2001-05

AVERAGE YARDS PER RECEPTION — GAME (MIN. 4 REC.)

<b>43.0</b>	<b>Brian Quick (4-172)</b>	<b>Wofford</b>	<b>2008</b>
35.5	Alonzo Upshur (4-142)	E. Tenn. State	1983
34.3	Alvin Ray (4-137)	VMI	1979
33.8	Alonzo Upshur (4-135)	Gardner-Webb	1983
31.5	Jermane Little (4-126)	Wofford	2001
31.0	Kevin Burton (4-124)	The Citadel	1993
30.1	Daniel Wilcox (4-123)	Wofford	2000
30.0	Daryl Skinner (4-120)	Furman	1998
29.3	Otis Smith (4-117)	W. Carolina	1994
28.8	Rick Beasley (5-144)	E. Tenn. State	1978

AVERAGE YARDS PER RECEPTION — SEASON (MIN. 20 REC.)

26.3	Richard Agle	23-604	1972
23.1	Alonzo Upshur	35-809	1983
22.9	Dexter Jackson	30-688	2007
<b>21.6</b>	<b>Brian Quick</b>	<b>23-496</b>	<b>2008</b>
21.6	Rick Beasley	44-948	1980
19.4	Otis Smith	28-543	1996
17.8	Dwight Gates	26-462	1972
17.6	William Mayfield	64-1,129	2006
17.6	Troy Douglas	20-351	1984
17.5	Kevin Burton	22-384	1996

AVERAGE YARDS PER RECEPTION — CAREER (MIN. 75 REC.)

17.6	Rick Beasley	178-3,124	1978-80
------	--------------	-----------	---------

TOUCHDOWN RECEPTIONS — GAME

4	DaVon Fowlkes	N'Western St.	2004
4	Bob Agle	Wofford	1968

TOUCHDOWN RECEPTIONS — SEASON

14	DaVon Fowlkes	2004
13	Bob Agle	1968
12	Rick Beasley	1979
8	Dexter Jackson	2007
8	Daniel Bettis	2005
8	Troy Albea	2000
8	Richard Agle	1972
<b>7</b>	<b>Brian Quick</b>	<b>2008</b>
7	Hans Batichon	2007
7	Daniel Wilcox	2000
7	Rick Beasley	1980

TOUCHDOWN RECEPTIONS — CAREER

25	Bob Agle	1965-68
23	Rick Beasley	1978-80
22	DaVon Fowlkes	2001-04
17	Dexter Jackson	2004-07
14	Daniel Bettis	2002-06
12	Troy Albea	1999-2000
11	Hans Batichon	2004-07
11	Daryl Skinner	1997-99
10	Troy Douglas	1983-86
9	William Mayfield	2003-06
9	Daniel Wilcox	1999-2000
9	Otis Smith	1993-96
9	Anthony Smith	1989-92
9	Dwight Gates	1972-73

LONGEST RECEPTIONS (RECEIVER-PASSER)

95*	Otis Smith-Scott Satterfield	W. Carolina	1994
89	DaVon Fowlkes-Richie Williams	N'Western St.	2004
89	DaVon Fowlkes-Richie Williams	Chattanooga	2004
88	DaVon Fowlkes-Richie Williams	Wofford	2003
85	Alonzo Upshur-Randy Joyce	James Madison	1983
83	Andrew Layton-Joe Burchette	Chattanooga	2001
83	J.K. Reaves-Mike Freeman	Gardner-Webb	1989
82	Devon Ford-Robby Price	East Carolina	1975
82	Pete Camelo-Steve Brown	Chattanooga	1979
80	Alvin Ray-Steve Brown	VMI	1979
80	Derek Jenkins-Randy Joyce	The Citadel	1981
80	Troy Albea-Daniel Jeremiah	W. Carolina	1999

\* Non-Scoring

MOST 100-YARD RECEIVING GAMES — SEASON

7	DaVon Fowlkes	2004
---	---------------	------

MOST 100-YARD RECEIVING GAMES — CAREER

16	Rick Beasley	1978-80
----	--------------	---------

CONSECUTIVE 100-YARD RECEIVING GAMES — SEASON

3	Bob Agle	1968
3	DaVon Fowlkes	2004

SOCON CHAMPIONS

1986

1987

1991

1995

1999

2005

2006

2007

2008

NCAA NATIONAL CHAMPIONS

2005

2006

2007

RECEIVING RECORDS



Dexter Jackson



William Mayfield

125-YARD RECEIVING GAMES

Date	Player	Opponent	Yards	Rec.
1) Nov. 6, 2004	DaVon Fowlkes	Elon	280	17
2) Nov. 2, 1968	Bob Agle	Wofford	261	10
3) Oct. 30, 2004	DaVon Fowlkes	Chattanooga	236	12
4) Sept. 6, 1980	Rick Beasley	James Madison	231	9
5) Sept. 27, 1980	Rick Beasley	East Tennessee State	220	9
6) Oct. 23, 2004	DaVon Fowlkes	Wofford	202	15
7) Oct. 7, 2006	William Mayfield	Chattanooga	195	7
8) Sept. 25, 2004	DaVon Fowlkes	Northwestern State	191	8
9) Sept. 30, 2006	William Mayfield	Elon	182	9
10) Oct. 25, 2003	DaVon Fowlkes	Wofford	180	8
Nov. 16, 1968	Bob Agle	Emory & Henry	180	13
12) Dec. 9, 2000	Troy Albea	Montana	177	11
<b>13) Oct. 31, 2008</b>	<b>Brian Quick</b>	<b>Wofford</b>	<b>172</b>	<b>4</b>
14) Sept. 11, 2004	DaVon Fowlkes	Eastern Kentucky	171	11
15) Nov. 11, 1972	Richard Agle	Eastern Kentucky	167	6
16) Nov. 3, 1979	Rick Beasley	East Carolina	159	6
17) Sept. 30, 1978	Rick Beasley	Furman	155	11
18) Sept. 4, 2004	DaVon Fowlkes	Wyoming	153	10
19) Sept. 29, 1979	Rick Beasley	The Citadel	150	8
Sept. 28, 1968	Bob Agle	Western Carolina	150	11
21) Oct. 9, 2004	DaVon Fowlkes	Furman	148	14
22) Sept. 1, 2001	Sterling Hayward	Liberty	147	6
Oct. 24, 1981	Jerome McDaniel	Virginia Tech	147	9
Sept. 15, 1979	Rick Beasley	Virginia Tech	147	9
25) Oct. 12, 1968	Don Ferrell	Lenoir-Rhyne	145	7
26) Nov. 18, 1978	Scott McConnell	Western Carolina	144	5
Oct. 28, 1978	Rick Beasley	East Tennessee State	144	5
28) Oct. 3, 1998	Joey Gibson	Wake Forest	143	6
Oct. 21, 1972	Richard Agle	Lenoir-Rhyne	143	5
30) Oct. 1, 1983	Alonzo Upshur	East Tennessee State	142	4
31) Oct. 20, 1979	Rick Beasley	Furman	138	5
32) Oct. 13, 1979	Alvin Ray	VMI	137	4
33) Nov. 17, 1979	Rick Beasley	Marshall	136	14
34) Nov. 28, 1998	Daryl Skinner	Tennessee State	135	9
Oct. 15, 1983	Alonzo Upshur	Gardner-Webb	135	4
36) Oct. 4, 1997	Joey Gibson	East Tennessee State	133	4
Sept. 26, 1981	Derek Jenkins	The Citadel	133	6
38) Oct. 6, 2007	Hans Batichon	Gardner-Webb	132	6
Oct. 17, 1981	Jerome McDaniel	VMI	132	10
40) Nov. 8, 2003	Sterling Hayward	Elon	130	7
41) Sept. 17, 1966	Bob Agle	Newberry	129	5
42) Dec. 5, 1998	Daryl Skinner	Northwestern State	127	8
Oct. 27, 1973	Devon Ford	The Citadel	127	7
44) Oct. 20, 2001	Jermane Little	Wofford	126	4
Nov. 13, 1999	Troy Albea	Western Carolina	126	6
46) Oct. 22, 2005	Jermane Little	Wofford	125	6
Nov. 29, 1986	Troy Douglas	Nicholls State	125	8

YEAR-BY-YEAR RECEIVING LEADERS

Year	Player	Rec.	Yards	Avg.	TD
1957	Jim Day	5	110	22.0	0
1958	Ansel Glendenning	9	81	9.0	0
1959	Ansel Glendenning	13	169	13.0	0
1960	Bob Morrison	21	284	13.5	0
1961	Joe Hightower	12	199	16.6	0
1962	Joe Hightower	20	295	14.8	0
1963	Larry Harbin	19	387	20.4	0
1964	Larry Harbin	24	363	15.1	0
1965	Bill Mauldin	19	220	11.6	0
1966	Bob Agle	32	475	14.8	4
1967	Bob Agle	45	608	13.5	5
1968	Bob Agle	68	1,084	15.9	13
1969	Clayton Deskins	22	379	17.2	6
1970	Clayton Deskins	31	490	15.8	1
1971	Richard Agle	19	365	19.2	3
1972	Dwight Gates	26	462	17.8	6
1973	Bob Steelman	19	401	21.1	2
1974	Donnie Holt	28	410	14.6	2
1975	Donnie Holt	27	389	14.4	3
1976	Emmitt Hamilton	18	317	17.6	1
1977	Mike Peterson	26	345	13.3	0
1978	Rick Beasley	60	971	16.2	4
1979	Rick Beasley	74	1,205	16.3	12
1980	Rick Beasley	44	948	21.5	7
1981	Jerome McDaniel	49	700	14.3	2
1982	Tim Martin	33	236	7.2	0
1983	John Settle	37	225	6.1	0
1984	Cliff Reid	32	201	6.3	0
1985	Troy Douglas	31	503	16.2	2
1986	Troy Douglas	25	388	15.5	5
1987	Doug Beaty	21	197	9.3	0
1988	Reggie Spruill	26	337	13.0	2
1989	Ritchie Melchor	26	213	8.1	1
1990	J.K. Reaves	29	254	8.8	1
1991	Ray Gama	26	272	10.4	0
1992	Anthony Smith	34	504	14.8	5
1993	Ray Gama	35	450	12.5	0
1994	Don Blue	34	468	13.7	5
1995	Aldwin Lance	27	286	10.5	1
1996	Damon Scott	33	265	8.0	3
1997	Joey Gibson	46	695	15.1	4
1998	Daryl Skinner	40	654	16.3	3
1999	Daryl Skinner	52	620	11.9	0
2000	Troy Albea	45	682	15.1	8
2001	Sterling Hayward	34	544	16.0	4
2002	Andrew Layton	36	424	11.8	3
	DaVon Fowlkes	36	401	11.1	0
2003	Sterling Hayward	41	681	16.6	4
2004	DaVon Fowlkes	103	1,618	15.7	14
2005	Kevin Richardson	52	588	10.7	2
2006	William Mayfield	64	1,129	17.6	5
2007	Hans Batichon	58	819	14.1	7
2008	CoCo Hillary	56	735	13.1	5

SR. QB  
ARMANTI  
EDWARDS

SOCON  
CHAMPIONS

1986

1987

1991

1995

1999

2005

2006

2007

2008

NCAA  
NATIONAL  
CHAMPIONS

2005

2006

2007






PASSING RECORDS



Richie Williams



Pat Murphy

250-YARD PASSING GAMES

Date	Player	Opponent	Yards	Att.	Comp.
1) Nov. 29, 2008	Armanti Edwards	South Carolina State	433	41	29
2) Oct. 9, 2004	Richie Williams	Furman	413	45	40
3) Oct. 30, 2004	Richie Williams	Chattanooga	410	37	21
4) Nov. 6, 2004	Richie Williams	Elon	408	43	29
Sept. 27, 1980	Steve Brown	East Tennessee State	408	38	26
6) Oct. 23, 2004	Richie Williams	Wofford	405	40	31
7) Nov. 11, 2000	Joe Burchette	Western Carolina	379	37	25
8) Nov. 22, 1997	Bake Baker	Liberty	370	57	37
9) Sept. 25, 2004	Richie Williams	Northwestern State	368	40	22
10) Oct. 31, 2008	Armanti Edwards	Wofford	367	19	17
Dec. 3, 2005	Richie Williams	Southern Illinois	367	28	20
12) Sept. 28, 2002	Joe Burchette	The Citadel	357	45	29
13) Dec. 5, 1998	David Reaves	Northwestern State	349	39	23
14) Oct. 4, 1997	Bake Baker	East Tennessee State	346	39	24
15) Nov. 2, 2002	Joe Burchette	Chattanooga	344	40	26
Nov. 2, 1968	Pat Murphy	Wofford	344	33	16
17) Sept. 30, 1978	Steve Brown	Furman	343	41	22
18) Oct. 17, 1981	Randy Joyce	VMI	334	33	24
19) Nov. 23, 1996	Bake Baker	VMI	330	25	19
Nov. 19, 1988	Bobby Fuller	Wake Forest	330	33	21
21) Oct. 13, 1979	Steve Brown	VMI	328	38	19
22) Dec. 6, 2008	Armanti Edwards	Richmond	323	41	26
23) Sept. 11, 2004	Richie Williams	Eastern Kentucky	319	29	23
24) Dec. 9, 2000	Joe Burchette	Montana	318	49	23
25) Sept. 15, 1979	Steve Brown	Virginia Tech	317	42	20
26) Oct. 7, 2006	Armanti Edwards	Chattanooga	311	14	12
27) Oct. 11, 2008	Armanti Edwards	Samford	307	29	22
28) Oct. 20, 2001	Joe Burchette	Wofford	306	25	20
29) Oct. 17, 1998	David Reaves	Georgia Southern	302	37	21
Oct. 11, 1997	Bake Baker	Furman	302	45	23
Oct. 24, 1981	Randy Joyce	Virginia Tech	302	52	27
32) Oct. 26, 1996	Bake Baker	Marshall	298	39	21
33) Sept. 26, 1981	Randy Joyce	The Citadel	296	37	21
34) Nov. 10, 2007	Armanti Edwards	Western Carolina	295	31	26
35) Nov. 29, 1986	Todd Payton	Nicholls State	294	35	18
36) Sept. 6, 1997	Bake Baker	Clemson	292	50	29
Oct. 12, 1968	Pat Murphy	Lenoir-Rhyne	292	26	17
38) Oct. 7, 2000	Joe Burchette	Furman	290	30	18
39) Nov. 16, 1968	Pat Murphy	Emory & Henry	288	43	19
40) Oct. 15, 1994	Scott Satterfield	Georgia Southern	287	32	20
41) Nov. 13, 2004	Richie Williams	Western Carolina	285	43	28
42) Oct. 18, 1980	Steve Brown	Lenoir-Rhyne	282	26	15
43) Nov. 22, 1980	Steve Brown	Wake Forest	281	45	22
44) Nov. 3, 1979	Steve Brown	East Carolina	277	27	16
45) Oct. 17, 1992	D.J. Campbell	VMI	274	27	18
46) Oct. 8, 2005	Richie Williams	Furman	272	31	23
Oct. 10, 1992	D.J. Campbell	James Madison	272	30	16
48) Oct. 13, 1984	Randy Joyce	Marshall	270	41	27
49) Oct. 27, 1973	Phil Cocciolletti	The Citadel	266	21	13
50) Nov. 7, 1992	D.J. Campbell	Marshall	263	34	22
51) Sept. 24, 2005	Richie Williams	The Citadel	259	27	20
52) Sept. 8, 1984	Randy Joyce	Western Kentucky	258	50	24
Sept. 28, 1968	Pat Murphy	Western Carolina	258	39	21
54) Sept. 20, 1980	Steve Brown	Chattanooga	257	40	17
55) Oct. 29, 2005	Richie Williams	Chattanooga	256	23	17
56) Sept. 12, 1981	Stan Goodson	James Madison	250	29	15

YEAR-BY-YEAR PASSING LEADERS

Year	Player	Yds	Att	Cmp	Int	TD
1957	DeWayne Miller	211	49	17	0	0
1958	Tommy Wilson	469	98	34	5	0
1959	Tommy Wilson	528	96	44	8	0
1960	Tommy Wilson	482	112	39	6	0
1961	Eugene Styles	611	110	45	0	0
1962	Guy Flynt	345	61	24	0	0
1963	Dennis Saunders	414	56	20	0	0
1964	Guy Flynt	587	108	39	0	0
1965	Pat Murphy	215	55	20	4	1
1966	Pat Murphy	872	145	62	14	7
1967	Pat Murphy	1,724	219	111	12	15
1968	Pat Murphy	2,330	275	145	9	23
1969	Hal Queen	1,528	197	90	14	12
1970	Hal Queen	425	92	37	5	2
1971	Steve Loflin	735	123	34	5	6
1972	Steve Loflin	1,247	166	72	10	15
1973	Phil Cocciolletti	1,079	146	67	14	5
1974	Phil Cocciolletti	506	76	36	4	1
1975	Robby Price	1,036	137	65	9	6
1976	Robby Price	402	57	25	7	1
1977	Robby Price	686	116	42	7	4
1978	Steve Brown	1,682	204	114	5	13
1979	Steve Brown	2,307	287	147	16	15
1980	Steve Brown	2,537	352	175	15	13
1981	Randy Joyce	1,871	275	157	15	9
1982	Stan Goodson	1,741	300	150	13	12
1983	Randy Joyce	1,564	241	131	8	6
1984	Randy Joyce	1,615	302	153	8	9
1985	Todd Payton	1,162	210	156	6	3
1986	Todd Payton	1,013	150	75	6	7
1987	Todd Payton	814	174	82	6	3
1988	Bobby Fuller	1,668	217	115	7	16
1989	D.J. Campbell	1,101	205	106	7	10
1990	D.J. Campbell	1,145	221	106	12	2
1991	D.J. Campbell	1,429	240	137	4	7
1992	D.J. Campbell	1,739	238	127	9	13
1993	Scott Satterfield	843	129	78	6	0
1994	Scott Satterfield	1,495	192	10	11	8
1995	Scott Satterfield	1,166	169	95	5	7
1996	Bake Baker	948	111	68	1	4
1997	Bake Baker	2,550	347	207	11	18
1998	David Reaves	1,280	160	92	7	4
1999	David Reaves	1,033	145	85	6	6
2000	Joe Burchette	1,414	207	127	6	13
2001	Joe Burchette	1,017	294	166	11	16
2002	Joe Burchette	1,949	284	168	8	15
2003	Richie Williams	1,621	204	120	5	14
2004	Richie Williams	3,109	350	234	10	24
2005	Richie Williams	2,809	338	211	4	20
2006	Armanti Edwards	2,251	274	167	10	15
2007	Armanti Edwards	1,948	222	148	7	17
2008	Armanti Edwards	2,902	306	196	9	30



SR. LB JACQUE ROMAN

SOCON CHAMPIONS

1986

1987

1991

1995

1999

2005

2006

2007

2008

NCAA NATIONAL CHAMPIONS

2005

2006

2007

## TOTAL OFFENSE/ALL-PURPOSE YARDAGE RECORDS

### TOTAL OFFENSE — GAME

517	Richie Williams (56 att.)	Chattanooga	2004
<b>495</b>	<b>Armanti Edwards (47 att.)</b>	<b>Richmond</b>	<b>2007</b>
<b>481</b>	<b>Armanti Edwards (60 att.)</b>	<b>South Carolina St.</b>	<b>2008</b>
448	Richie Williams (50 att.)	Elon	2004
<b>440</b>	<b>Armanti Edwards (33 att.)</b>	<b>Wofford</b>	<b>2008</b>
440	Richie Williams (58 att.)	Furman	2004
<b>439</b>	<b>Armanti Edwards (41 att.)</b>	<b>The Citadel</b>	<b>2007</b>
415	Steve Brown (40 att.)	E. Tenn. State	1980
410	Joe Burchette (47 att.)	W. Carolina	2000
405	Richie Williams (50 att.)	Wofford	2004

### TOTAL OFFENSE — SEASON

<b>3,843</b>	<b>Armanti Edwards</b>	<b>499 att.</b>	<b>2008</b>
3,745	Richie Williams	502 att.	2005
<b>3,536</b>	<b>Armanti Edwards</b>	<b>459 att.</b>	<b>2007</b>
<b>3,404</b>	<b>Armanti Edwards</b>	<b>462 att.</b>	<b>2006</b>
3,393	Richie Williams	487 att.	2004
2,617	Bake Baker	423 att.	1997
2,590	Steve Brown	427 att.	1980
2,557	Steve Brown	416 att.	1979
2,373	Pat Murphy	312 att.	1968
2,189	Joe Burchette	368 att.	2001

### TOTAL OFFENSE — CAREER

<b>10,783</b>	<b>Armanti Edwards</b>	<b>1,420 att.</b>	<b>2006-pres.</b>
9,370	Richie Williams	1,411 att.	2002-05
7,129	Steve Brown	1,160 att.	1977-80
6,182	D.J. Campbell	1,335 att.	1989-92
5,731	Joe Burchette	1,000 att.	1999-2002
5,163	Pat Murphy	837 att.	1965-68
4,861	Scott Satterfield	849 att.	1992-95
4,797	Randy Joyce	957 att.	1981-84
4,447	John Settle	893 att.	1983-86
3,800	Damon Scott	745 att.	1993-96

### TOTAL OFFENSE PER GAME — SEASON

339.3	Richie Williams	3,393/10 g	2004
<b>321.5</b>	<b>Armanti Edwards</b>	<b>3,536/11g</b>	<b>2007</b>
<b>295.6</b>	<b>Armanti Edwards</b>	<b>3,843/13g</b>	<b>2008</b>
249.7	Richie Williams	3,745/15 g	2005
239.9	Bake Baker	2,617/11 g	1997
237.3	Pat Murphy	2,373/10 g	1968
235.5	Steve Brown	2,590/11 g	1980
232.5	Steve Brown	2,557/11 g	1979
<b>226.9</b>	<b>Armanti Edwards</b>	<b>3,404/15 g</b>	<b>2006</b>
199.0	Joe Burchette	2,189/11 g	2001

### TOTAL OFFENSE PER GAME — CAREER

<b>276.5</b>	<b>Armanti Edwards</b>	<b>10,783/39g</b>	<b>2006-pres.</b>
217.9	Richie Williams	9,370/43g	2002-05
216.0	Steve Brown	7,129/33g	1977-80
159.2	Joe Burchette	5,731/36g	1999-2002
162.0	Scott Satterfield	4,861/30g	1992-95

### TOUCHDOWNS RESPONSIBLE FOR — GAME

<b>7</b>	<b>Armanti Edwards</b>	<b>Richmond</b>	<b>2007</b>
<b>6</b>	<b>Armanti Edwards</b>	<b>Wofford</b>	<b>2008</b>
<b>6</b>	<b>Armanti Edwards</b>	<b>The Citadel</b>	<b>2008</b>
6	Richie Williams	Chattanooga	2004
6	Pat Murphy	Wofford	1968

### TOUCHDOWNS RESPONSIBLE FOR — SEASON

<b>41</b>	<b>Armanti Edwards</b>	<b>2008</b>
<b>38</b>	<b>Armanti Edwards</b>	<b>2007</b>
32	Richie Williams	2004
31	Pat Murphy	1968
30	Kevin Richardson	2006
<b>30</b>	<b>Armanti Edwards</b>	<b>2006</b>

### TOUCHDOWNS RESPONSIBLE FOR — CAREER

<b>109</b>	<b>Armanti Edwards</b>	<b>2006-pres.</b>
81	Richie Williams	2002-05
66	Kevin Richardson	20004-07
62	Joe Burchette	1999-2002
60	Pat Murphy	1965-68

### 250-YARD TOTAL OFFENSE GAMES — SEASON


<b>10</b>	<b>Armanti Edwards</b>	<b>2008</b>
<b>9</b>	<b>Armanti Edwards</b>	<b>2007</b>
<b>7</b>	<b>Armanti Edwards</b>	<b>2006</b>
7	Richie Williams	2005
7	Richie Williams	2004

### 250-YARD TOTAL OFFENSE GAMES — CAREER

<b>26</b>	<b>Armanti Edwards</b>	<b>2006-pres.</b>
14	Richie Williams	2002-05
11	Steve Brown	1977-80
8	Joe Burchette	1999-2002
7	Bake Baker	1994-97



Steve Brown



John Settle



DaVon Fowlkes



Kevin Richardson

### CONSECUTIVE 250-YARD TOTAL OFFENSE GAMES

<b>5</b>	<b>Armanti Edwards</b>	<b>2008</b>
<b>5</b>	<b>Armanti Edwards</b>	<b>2008</b>
<b>5</b>	<b>Armanti Edwards</b>	<b>2007</b>
<b>4</b>	<b>Armanti Edwards</b>	<b>2007</b>
<b>4</b>	<b>Armanti Edwards</b>	<b>2006</b>
4	Richie Williams	2004
3	Bake Baker	1997

### 300-YARD TOTAL OFFENSE GAMES — SEASON

<b>7</b>	<b>Armanti Edwards</b>	<b>2008</b>
7	Richie Williams	2004
<b>6</b>	<b>Armanti Edwards</b>	<b>2007</b>
6	Richie Williams	2005
<b>3</b>	<b>Armanti Edwards</b>	<b>2006</b>
3	Steve Brown	1979
3	Bake Baker	1997

### 300-YARD TOTAL OFFENSE GAMES — CAREER

<b>16</b>	<b>Armanti Edwards</b>	<b>2006-pres.</b>
13	Richie Williams	2002-05
6	Steve Brown	1977-80
5	Joe Burchette	1999-2002
4	Bake Baker	1994-97

### 400-YARD TOTAL OFFENSE GAMES — SEASON

4	Richie Williams	2004
<b>2</b>	<b>Armanti Edwards</b>	<b>2008</b>
<b>2</b>	<b>Armanti Edwards</b>	<b>2007</b>
1	Richie Williams	2005
1	Joe Burchette	2000
1	Steve Brown	1980

### 400-YARD TOTAL OFFENSE GAMES — CAREER

5	Richie Williams	2002-05
<b>4</b>	<b>Armanti Edwards</b>	<b>2006-pres.</b>

### 500-YARD TOTAL OFFENSE GAMES — SEASON/CAREER

1	Richie Williams	2004/2002-05
---	-----------------	--------------

### ALL-PURPOSE YARDS — GAME

343	DaVon Fowlkes (16 att.)	N'Western St.	2004
342	DaVon Fowlkes (21 att.)	Elon	2004
322	John Settle (46 att.)	Marshall	1986

### ALL-PURPOSE YARDS — SEASON

2,313*	DaVon Fowlkes	152 att.	2004
2,102	John Settle	373 att.	1986

\* NCAA champion

### ALL-PURPOSE YARDS — CAREER

6,151	Kevin Richardson	1,032 att.	2004-07
5,565	John Settle	1,026 att.	1983-86
5,017	DaVon Fowlkes	375 att.	2001-04

### ALL-PURPOSE PLAYS — GAME

46	John Settle-322 yds.	Marshall	1986
----	----------------------	----------	------

### ALL-PURPOSE PLAYS — SEASON

373	John Settle	2,102 yds.	1986
-----	-------------	------------	------

### ALL-PURPOSE PLAYS — CAREER

1,032	Kevin Richardson	6,151 yds.	2004-07
-------	------------------	------------	---------

### ALL-PURPOSE YARDS PER GAME — SEASON

210.3	DaVon Fowlkes	2,313/11g	2004
-------	---------------	-----------	------

### ALL-PURPOSE YARDS PER GAME — CAREER

126.5	John Settle	5,565/44g	1983-86
-------	-------------	-----------	---------

**SOCON**  
CHAMPIONS

1986

1987

1991

1995

1999

2005

2006

2007

2008

**NCAA**  
NATIONAL CHAMPIONS

2005

2006

2007

TOTAL OFFENSE RECORDS



Richie Williams



Armanti Edwards

300-YARD TOTAL OFFENSE GAMES

Date	Player	Opponent	Yards	Att.
1) Oct. 30, 2004	Richie Williams	Chattanooga	517	56
2) Dec. 7, 2007	Armanti Edwards	Richmond	495	47
3) Nov. 29, 2008	Armanti Edwards	South Carolina State	481	60
4) Nov. 6, 2004	Richie Williams	Elon	448	50
5) Oct. 31, 2008	Armanti Edwards	Wofford	440	33
6) Oct. 9, 2004	Richie Williams	Furman	440	58
7) Nov. 3, 2007	Armanti Edwards	The Citadel	439	41
8) Sept. 27, 1980	Steve Brown	East Tennessee State	415	40
9) Nov. 11, 2000	Joe Burchette	Western Carolina	410	47
10) Oct. 23, 2004	Richie Williams	Wofford	405	50
11) Dec. 3, 2005	Richie Williams	Southern Illinois	403	42
12) Oct. 20, 2007	Armanti Edwards	Georgia Southern	398	50
Nov. 25, 2006	Armanti Edwards	Coastal Carolina	398	47
Nov. 22, 1997	Bake Baker	Liberty	398	64
15) Oct. 8, 2005	Richie Williams	Furman	396	49
16) Oct. 11, 2008	Armanti Edwards	Samford	370	42
17) Sept. 11, 2004	Richie Williams	Eastern Kentucky	366	42
18) Sept. 30, 1978	Steve Brown	Furman	364	51
19) Sept. 24, 2005	Richie Williams	The Citadel	353	43
Sept. 28, 2002	Joe Burchette	The Citadel	353	50
Nov. 2, 1968	Pat Murphy	Wofford	353	36
22) Oct. 15, 1994	Scott Satterfield	Georgia Southern	351	44
23) Oct. 21, 2006	Armanti Edwards	Georgia Southern	350	47
Dec. 5, 1998	David Reaves	Northwestern State	350	45
25) Oct. 13, 1979	Steve Brown	VMI	349	47
26) Dec. 1, 2007	Armanti Edwards	Eastern Washington	347	45
27) Oct. 26, 2007	Armanti Edwards	Furman	337	52
28) Oct. 4, 1997	Bake Baker	East Tennessee State	336	43
29) Oct. 18, 2008	Armanti Edwards	Georgia Southern	333	55
30) Sept. 25, 2004	Richie Williams	Northwestern State	332	48
Nov. 2, 2002	Joe Burchette	Chattanooga	332	47
32) Nov. 23, 1996	Bake Baker	VMI	331	27
33) Nov. 10, 2007	Armanti Edwards	Western Carolina	330	45
Oct. 7, 2006	Armanti Edwards	Chattanooga	330	22
35) Nov. 8, 2008	Armanti Edwards	Chattanooga	328	26
36) Nov. 19, 1988	Bobby Fuller	Wake Forest	327	34
37) Dec. 6, 2008	Armanti Edwards	Richmond	326	34
Oct. 29, 2005	Richie Williams	Chattanooga	326	36
39) Nov. 13, 2004	Richie Williams	Western Carolina	325	66
40) Oct. 22, 2005	Richie Williams	Wofford	322	34
Oct. 20, 2001	Joe Burchette	Wofford	322	32
42) Nov. 22, 2008	DeAndre Presley	Western Carolina	314	50
43) Nov. 22, 1980	Steve Brown	Wake Forest	310	56
44) Sept. 15, 1979	Steve Brown	Virginia Tech	309	57
45) Dec. 9, 2000	Joe Burchette	Montana	307	57
46) Oct. 4, 2008	Armanti Edwards	The Citadel	305	33
Sept. 30, 1995	Scott Satterfield	East Tennessee State	305	54
48) Nov. 3, 1979	Steve Brown	East Carolina	304	41
49) Oct. 11, 1997	Bake Baker	Furman	302	52
50) Sept. 3, 2005	Richie Williams	Eastern Kentucky	300	46

YEAR-BY-YEAR TOTAL OFFENSE LEADERS

Year	Player	Att.	Rush	Pass	Total
1957	Ansel Glendenning	142	390	128	518
1958	Ansel Glendenning	127	635	0	635
1959	Tommy Wilson	107	78	528	606
1960	Tommy Wilson	142	72	482	554
1961	Eugene Styles	136	28	611	639
1962	Jim Hayes	133	400	0	400
1963	Jim Hayes	109	445	0	445
1964	Larry Lawing	163	824	5	829
1965	Don Ferrell	107	271	93	364
1966	Pat Murphy	175	4	872	876
1967	Pat Murphy	268	32	1,724	1,756
1968	Pat Murphy	312	43	2,330	2,373
1969	Hal Queen	325	245	1,528	1,773
1970	David Neeld	235	1,336	0	1,336
1971	Clayton Deskins	154	950	0	950
1972	Steve Loflin	287	187	1,247	1,434
1973	Phil Coccoletti	236	257	1,079	1,336
1974	Robby Price	186	349	379	728
1975	Robby Price	305	603	1,036	1,639
1976	Scott McConnell	86	562	57	619
1977	Emmitt Hamilton	156	961	26	987
1978	Steve Brown	309	277	1,682	1,959
1979	Steve Brown	416	250	2,307	2,557
1980	Steve Brown	427	53	2,537	2,590
1981	Randy Joyce	308	-63	1,871	1,808
1982	Stan Goodson	353	-25	1,741	1,716
1983	Randy Joyce	279	-61	1,564	1,503
1984	Randy Joyce	341	-194	1,615	1,421
1985	John Settle	255	1,340	38	1,378
1986	John Settle	317	1,661	0	1,661
1987	Ritchie Melchor	146	708	0	708
1988	Bobby Fuller	255	-65	1,668	1,603
1989	D.J. Campbell	313	275	1,101	1,376
1990	D.J. Campbell	375	264	1,145	1,409
1991	D.J. Campbell	333	238	1,429	1,667
1992	D.J. Campbell	314	-9	1,739	1,730
1993	Scott Satterfield	233	386	843	1,229
1994	Scott Satterfield	295	424	1,495	1,919
1995	Scott Satterfield	316	544	1,166	1,710
1996	Damon Scott	286	1,466	0	1,466
1997	Bake Baker	423	67	2,550	2,617
1998	David Reaves	226	42	1,280	1,322
1999	David Reaves	174	119	1,033	1,152
2000	Joe Burchette	263	85	1,414	1,499
2001	Joe Burchette	368	172	2,01	2,189
2002	Joe Burchette	348	2	1,949	1,951
2003	Richie Williams	328	211	1,621	1,832
2004	Richie Williams	487	284	3,109	3,393
2005	Richie Williams	502	936	2,809	3,745
2006	Armanti Edwards	462	1,153	2,251	3,404
2007	Armanti Edwards	459	1,588	1,948	3,536
2008	Armanti Edwards	499	941	2,902	3,843



JR. DB MARK LEGREE

SOCON CHAMPIONS

1986

1987

1991

1995

1999

2005

2006

2007

2008

NCAA NATIONAL CHAMPIONS

2005

2006

2007

SCORING RECORDS



Kevin Richardson



Julian Rauch



Jay Sutton



Jay Millson

YEAR-BY-YEAR SCORING LEADERS

Year	Player	TD	FG	XP	Pts
1957	Claude Midkiff	4	0	4	28
1958	Ansel Glendenning	5	0	0	30
1959	Ansel Glendenning	5	0	7	37
1960	Sherrill Norville	4	0	1	26
1961	Don Gardiner	7	1	5	50
1962	Joe Hightower	4	0	1	26
1963	Jim Hayes	7	0	0	42
1964	Larry Lawing	12	0	2	74
1965	Jack Underwood	0	3	12	21
1966	Jack Roten	7	0	0	42
1967	Dwight Kerr	12	0	0	72
1968	Bob Agle	13	0	0	78
1969	Dwight Kerr	11	0	0	66
1970	David Neeld	7	0	0	42
1971	Clayton Deskins	12	0	0	42
1972	Richard Agle	9	0	0	54
1973	Greg Clark	0	2	21	27
1974	Jerry Harmon	0	10	19	49
1975	Gary Davis	0	15	36	81
1976	Gary Davis	0	9	32	59
1977	Emmitt Hamilton	13	0	0	78
1978	Scott McConnell	14	0	2	88
1979	Rick Beasley	12	0	0	72
1980	Mark French	0	11	26	59
1981	Mark French	0	9	27	54
1982	Stan Goodson	2	6	28	58
1983	Alvin Parker	8	0	0	48
1984	John Settle	6	0	0	36
1985	John Settle	14	0	1	86
1986	John Settle	20	0	0	120
1987	Bjorn Nittmo	0	17	22	73
1988	Bjorn Nittmo	0	18	32	86
1989	Ritchie Melchor	11	0	2	70
1990	Jay Millson	0	10	19	49
1991	Jay Millson	0	11	21	54
1992	Jay Millson	0	8	28	52
1993	Scott Satterfield	8	0	0	48
1994	Jay Sutton	0	11	38	71
1995	Jay Sutton	0	16	39	87
1996	Damon Scott	17	0	0	102
1997	Gerard Hardy	11	0	0	66
1998	Terrence McCall	8	0	0	48
1999	Neil Cornatzer	12	0	0	72
2000	Troy Albea	8	0	2	50
2001	Jimmy Watkins	9	0	0	54
2002	Mark Wright	0	15	28	73
2003	Erik Rockhold	0	9	23	50
2004	DaVon Fowlkes	16	0	0	96
2005	Kevin Richardson	21	0	0	126
2006	Kevin Richardson	31	0	0	186
2007	Julian Rauch	0	17	76	127
2008	Jason Vitaris	0	8	64	88

MOST POINTS — GAME

32	Len Wilson (Std/2xp)	Guilford	1936
30	John Settle (Std)	Davidson	1986
24	Kevin Richardson (4td)	Gardner-Webb	2007
24	Kevin Richardson (4td)	Massachusetts	2006
24	Kevin Richardson (4td)	Montana State	2006
24	Kevin Richardson (4td)	Furman	2006
24	DaVon Fowlkes (4td)	N'Western St.	2004
24	Jimmy Watkins (4td)	William & Mary	2001
24	Alvin Parker (4td)	Lenior-Rhyne	1981
24	Clayton Deskins (4td)	Catawba	1971
24	Bob Agle (4td)	Wofford	1968
24	Jack Roten (4td)	Newberry	1968
24	Herman Bryson (4td)	Elon	1948

MOST POINTS — SEASON

186	Kevin Richardson	31td	2006
127	Julian Rauch	17fg/76xp	2007
<b>126</b>	<b>Armanti Edwards</b>	<b>21td</b>	<b>2007</b>
126	Kevin Richardson	21td	2007
126	Kevin Richardson	21td	2005
120	John Settle	20td	1986
111	Shirley Gabriel	18td/3xp	1953
102	Damon Scott	17td	1996
<b>99</b>	<b>Julian Rauch</b>	<b>10fg/69xp</b>	<b>2006</b>
96	DaVon Fowlkes	16td	2004

MOST POINTS — CAREER

444	Kevin Richardson	74td	2004-07
373	Julian Rauch	42fg/247xp	2004-07
<b>284</b>	<b>Armanti Edwards</b>	<b>47td/1xp</b>	<b>2006-pres.</b>
268	John Settle	44td/2xp	1983-86
250	Damon Scott	41td/2xp	1993-96
250	Bjorn Nittmo	55fg/85xp	1985-88
219	Jay Sutton	40fg/99xp	1993-96
214	Jay Millson	41fg/91xp	1989-92
198	Emmitt Hamilton	33td	1974-77
192	Dwight Kerr	32td	1966-69

MOST KICKING POINTS — GAME

15	Bjorn Nittmo (4fg/3xp)	Gardner-Webb	1988
15	Bjorn Nittmo (4fg/3xp)	The Citadel	1986

MOST KICKING POINTS — SEASON

127	Julian Rauch	17fg/76xp	2007
99	Julian Rauch	10fg/69xp	2006
<b>88</b>	<b>Jason Vitaris</b>	<b>8fg/64xp</b>	<b>2008</b>
87	Jay Sutton	16fg/39xp	1995
86	Bjorn Nittmo	18fg/32xp	1988

MOST KICKING POINTS — CAREER

373	Julian Rauch	42fg/247xp	2004-07
250	Bjorn Nittmo	55fg/85xp	1985-88

**SOCON**  
CHAMPIONS  
1986

1987

1991

1995

1999

2005

2006

2007

2008

**NCAA**  
NATIONAL  
CHAMPIONS

2005

2006

2007

SCORING RECORDS

**FIELD GOALS — GAME**

4	Jay Millson (6 att.)	Furman (3 OT)	1991
4	Bjorn Nittmo (4 att.)	Gardner-Webb	1988
4	Bjorn Nittmo (4 att.)	Wake Forest	1987
4	Bjorn Nittmo (5 att.)	The Citadel	1986

**FIELD GOALS — SEASON**

18	Bjorn Nittmo	24 att.	1988
17	Julian Rauch	21 att.	2007
17	Bjorn Nittmo	22 att.	1987
17	Bjorn Nittmo	23 att.	1986
16	Jay Sutton	23 att.	1995

**FIELD GOALS — CAREER**

55	Bjorn Nittmo	72 att.	1985-88
42	Julian Rauch	61 att.	2004-07
41	Jay Millson	68 att.	1989-92
40	Jay Sutton	53 att.	1993-96

**FIELD GOALS ATTEMPTED — GAME**

6	Jay Millson (4 made)	Furman (3 OT)	1991
---	----------------------	---------------	------

**FIELD GOALS ATTEMPTED — SEASON**

26	Julian Rauch	15 made	2005
24	Bjorn Nittmo	18 made	1988
23	Mark Wright	15 made	2002
23	Jay Sutton	16 made	1995
23	Bjorn Nittmo	17 made	1986

**FIELD GOALS ATTEMPTED — CAREER**

74	Bjorn Nittmo	55 made	1985-88
68	Jay Millson	41 made	1989-92
61	Julian Rauch	42 made	2004-07
53	Jay Sutton	40 made	1993-96
53	Gary Davis	25 made	1974-77

**CONSECUTIVE FIELD GOALS MADE**

15	Mark Wright	2000-02
15	Gary Davis	1975-76
12	Bjorn Nittmo	1988
12	Gary Davis	1975

**FIELD GOALS PERCENTAGE — SEASON (MIN. 10 MADE)**

.867	Jay Sutton	13-15	1996
.810	Julian Rauch	17-21	2007
.800	Jay Millson	12-15	1989
.773	Bjorn Nittmo	17-22	1987
.769	Erik Rockhold	10-13	2001
.750	Bjorn Nittmo	18-24	1988
.750	Gary Davis	15-20	1975

**FIELD GOALS PERCENTAGE — CAREER (MIN. 20 MADE)**

.757	Jay Sutton	40-53	1993-96
.750	Erik Rockhold	24-32	2000-03
.743	Bjorn Nittmo	55-74	1985-88
.688	Julian Rauch	42-61	2004-07
.632	Mark Wright	24-38	2000-02

**LONGEST FIELD GOAL MADE**


57	Mark Wright	Troy State	2000
55	Mark French	W. Carolina	1981
54	Bjorn Nittmo	W. Carolina	1986
54	Billy Van Aman	Wake Forest	1983
54	Gary Davis	The Citadel	1976
52	Jay Millson	NC State	1992
51	Bjorn Nittmo	The Citadel	1988
51	Bjorn Nittmo	Wake Forest	1987
51	Gary Davis	E. Tenn. State	1975
50	Bjorn Nittmo	Wake Forest	1988

**LONGEST FIELD GOAL ATTEMPTED**

58	Jay Millson	The Citadel	1991
57	Mark Wright	Troy State	2000
56	Jason Vitaris	Jacksonville	2008
56	Mark Wright	The Citadel	2002

**EXTRA POINTS — GAME**

10	Drew Wood (10 att.)	Elon	1968
----	---------------------	------	------



Bjorn Nittmo

**EXTRA POINTS — SEASON**

76	Julian Rauch	81 att.	2007
69	Julian Rauch	70 att.	2006
64	Jason Vitaris	69 att.	2008
58	Julian Rauch	59 att.	2005
44	Julian Rauch	46 att.	2004

**EXTRA POINTS — CAREER**

247	Julian Rauch	256 att.	2004-07
99	Jay Sutton	103 att.	1993-96
91	Jay Millson	94 att.	1989-92
91	Mark French	94 att.	1978-81
85	Bjorn Nittmo	93 att.	1985-88

**EXTRA POINTS ATTEMPTED — GAME**

10	Drew Wood (10 made)	Elon	1968
----	---------------------	------	------

**EXTRA POINTS ATTEMPTED — SEASON**

81	Julian Rauch	76 made	2007
70	Julian Rauch	69 made	2006
69	Jason Vitaris	64 made	2008
59	Julian Rauch	58 made	2005
46	Drew Wood	42 made	1968
46	Julian Rauch	44 made	2004

**EXTRA POINTS ATTEMPTED — CAREER**

256	Julian Rauch	247 made	2004-07
103	Jay Sutton	109 made	1993-96
95	Gary Davis	89 made	1974-77
94	Jay Millson	91 made	1989-92
93	Bjorn Nittmo	91 made	1985-88

**CONSECUTIVE EXTRA POINTS — GAME**

10	Drew Wood	Elon	1968
----	-----------	------	------

**CONSECUTIVE EXTRA POINTS — SEASON**

61	Julian Rauch	2006
54	Julian Rauch	2005
51	Julian Rauch	2007
31	Jay Sutton	1995

**CONSECUTIVE EXTRA POINTS — CAREER**

111	Julian Rauch	2004-07
78	Jay Millson	1989-92

**EXTRA POINT PERCENTAGE — SEASON (MIN. 25 ATT.)**

1.000	Greg Clark	30-30	1972
1.000	Mark French	28-28	1979
1.000	Mark French	27-27	1981

**EXTRA POINT PERCENTAGE — CAREER (MIN. 90 ATT.)**

.978	Jay Millson	92-94	1989-92
.968	Mark French	91-94	1978-81
.965	Julian Rauch	247-256	2004-07
.961	Jay Sutton	99-103	1993-96

YEAR-BY-YEAR KICKING LEADERS (FGs CONVERTED)

Year	Player	Made	Att.	Pct.	Long
1965	Jack Underwood	3	4	.750	29
1966	Jack Underwood	1	2	.500	27
	Tommy Langley	1	1	1.000	29
1967	—None Attempted—				
1968	Drew Wood	1	2	.500	33
1969	Roger Schock	5	13	.385	39
1970	Roger Schock	6	14	.429	34
1971	Greg Clark	1	4	.250	NA
1972	Greg Clark	3	8	.375	NA
1973	Greg Clark	2	3	.667	32
1974	Jerry Harmon	10	14	.714	47
1975	Gary Davis	15	20	.750	51
1976	Gary Davis	9	21	.429	54
1977	Gary Davis	1	12	.083	37
1978	David Abernathy	3	10	.300	43
1979	Mark French	6	11	.546	41
1980	Mark French	11	20	.550	44
1981	Mark French	9	15	.600	55
1982	Stan Goodson	6	15	.400	40
1983	Billy Van Aman	8	13	.615	54
1984	Rocky Martin	5	11	.455	37
1985	Bill Welch	7	12	.583	44
1986	Bjorn Nittmo	17	23	.739	54
1987	Bjorn Nittmo	17	22	.773	51
1988	Bjorn Nittmo	18	24	.750	51
1989	Jay Millson	12	15	.800	47
1990	Jay Millson	10	15	.667	39
1991	Jay Millson	11	22	.500	46
1992	Jay Millson	8	15	.533	52
1993	Kyler Ferguson	9	12	.750	37
1994	Jay Sutton	11	15	.733	41
1995	Jay Sutton	16	23	.696	42
1996	Jay Sutton	13	15	.867	49
1997	Chris Barden	9	9	1.000	42
1998	Stuart Jones	6	8	.750	48
1999	Stuart Jones	5	14	.357	41
2000	Erik Rockhold	5	8	.625	41
2001	Erik Rockhold	10	13	.769	44
2002	Mark Wright	15	23	.652	47
2003	Erik Rockhold	9	11	.818	45
2004	Julian Rauch	6	9	.667	48
2005	Julian Rauch	9	17	.529	39
2006	Julian Rauch	10	14	.714	46
2007	Julian Rauch	17	21	.810	49
2008	Jason Vitaris	8	12	.667	46




SR. DB CORTEZ GILBERT


SOCON CHAMPIONS

- 1986
- 1987
- 1991
- 1995
- 1999
- 2005
- 2006
- 2007
- 2008
- NCAA NATIONAL CHAMPIONS
- 2005
- 2006
- 2007

KICKOFF RETURN RECORDS



Clayton Deskins



CoCo Hillary

<b>KICKOFF RETURN YARDS — GAME</b>			
191	Jack Roten (7 att.)	SE Louisiana	1965
<b>KICKOFF RETURN YARDS — SEASON</b>			
<b>1,030</b>	<b>CoCo Hillary</b>	<b>43 att.</b>	<b>2007</b>
<b>701</b>	<b>CoCo Hillary</b>	<b>30 att.</b>	<b>2008</b>
698	Pat Swisher	33 att.	1977
655	Keith Nash	24 att.	1968
601	Jimmy Watkins	20 att.	2000
586	Clayton Deskins	22 att.	1970
575	Clayton Deskins	26 att.	1969
561	Devon Ford	28 att.	1975
555	Charles Fowler	21 att.	1978
504	Clayton Deskins	21 att.	1971

<b>KICKOFF RETURN YARDS — CAREER</b>			
1,869	Clayton Deskins	76 att.	1968-71
1,750	Devon Ford	85 att.	1973-76
<b>1,731</b>	<b>CoCo Hillary</b>	<b>73 att.</b>	<b>2007-pres.</b>
1,445	Jermame Little	57 att.	2001-05
1,134	Keith Isom	50 att.	1984-87
1,043	Craig Styron	52 att.	1990-92
943	Charles Fowler	37 att.	1976-79
772	Jimmy Watkins	29 att.	2000-01
698	Pat Swisher	33 att.	1975-77
671	Jamie Coleman	28 att.	1993-95
624	Daryl Skinner	27 att.	1996-99

<b>KICKOFF RETURNS — GAME</b>			
<b>7</b>	<b>CoCo Hillary-151 yds.</b>	<b>Michigan</b>	<b>2007</b>
7	Dexter Jackson-126 yds.	Chattanooga	2004
7	Charles Fowler-146 yds.	Furman	1978
7	Greg Kilday-78 yds.	Chattanooga	1978
7	Jack Roten-191 yds.	SE Louisiana	1965

<b>KICKOFF RETURNS — SEASON</b>			
<b>43</b>	<b>CoCo Hillary</b>	<b>1,030 yds.</b>	<b>2007</b>
33	Pat Swisher	698 yds.	1977
<b>30</b>	<b>CoCo Hillary</b>	<b>701 yds.</b>	<b>2008</b>
28	Devon Ford	561 yds.	1975
26	Clayton Deskins	575 yds.	1969
25	Jermame Little	617 yds.	2002
25	Devon Ford	493 yds.	1973
24	Craig Styron	536 yds.	1992
24	Keith Nash	655 yds.	1968
22	Dexter Jackson	394 yds.	2004
22	Devon Ford	491 yds.	1976
22	Clayton Deskins	586 yds.	1970

<b>KICKOFF RETURNS — CAREER</b>			
85	Devon Ford	1,750 yds.	1973-76
76	Clayton Deskins	1,869 yds.	1968-71
<b>73</b>	<b>CoCo Hillary</b>	<b>1,731 yds.</b>	<b>2007-pres.</b>
57	Jermame Little	1,445 yds.	2001-05
52	Craig Styron	1,043 yds.	1989-92
50	Keith Isom	1,134 yds.	1984-87
37	Charles Fowler	943 yds.	1978-81
35	Dexter Jackson	619 yds.	2004-07
31	Rocky Clay	724 yds.	1988-89
27	Daryl Skinner	860 yds.	1996-99

<b>YARDS PER KICKOFF RETURN — GAME (MIN. 4 ATT.)</b>			
31.5	Derek Jenkins (4/126)	Furman	1981
<b>YARDS PER KICKOFF RETURN — SEASON (MIN. 20 ATT.)</b>			
30.0	Jimmy Watkins	20-601	2000
27.3	Keith Nash	24-655	1968
26.6	Clayton Deskins	22-586	1970
26.4	Charles Fowler	21-555	1978
24.0	Clayton Deskins	21-504	1971

<b>YARDS PER KICKOFF RETURN — CAREER (MIN. 30 ATT.)</b>			
25.5	Charles Fowler	37-943	1978-81
25.3	Jermame Little	57-1,455	2001-05
24.6	Clayton Deskins	76-1,869	1968-71
<b>23.7</b>	<b>CoCo Hillary</b>	<b>73-1,731</b>	<b>2007-pres.</b>
23.2	Daryl Skinner	37-860	1996-99

<b>KICKOFF RETURNS FOR TOUCHDOWNS — SEASON/CAREER</b>			
2	Jimmy Watkins	2000/2000-01	

<b>LONGEST KICKOFF RETURN</b>			
100	Keith Nash	Lenoir-Rhyme	1968
96*	Don Blue	Liberty	1994
<b>95</b>	<b>CoCo Hillary</b>	<b>Wofford</b>	<b>2007</b>
95	Jimmy Watkins	Wofford	2000
92	Derek Jenkins	Furman	1981
91	Jimmy Watkins	The Citadel	2000
90	Clayton Deskins	Guilford	1968
84	Dwight Kerr	W. Carolina	1966
81	Daryl Skinner	N'Western St.	1998
80	Rocky Clay	Catawba	1989
*non-scoring			

<b>KICK (PUNT AND KICKOFF) RETURN YARDS — GAME</b>			
213	Devon Ford (172p/41ko)	East Carolina	1974
199	Jimmy Watkins (57p/142ko)	The Citadel	2000

<b>KICK (PUNT AND KICKOFF) RETURN YARDS — SEASON</b>			
<b>1,085</b>	<b>CoCo Hillary</b>	<b>55p/1,030ko</b>	<b>2007</b>
821	Devon Ford	260p/561ko	1975
782	Jimmy Watkins	181p/601ko	2000

<b>KICK (PUNT AND KICKOFF) RETURN YARDS — CAREER</b>			
2,949	Devon Ford	1,199p/1,750ko	1973-76
2,493	Clayton Deskins	624p/1,869ko	1968-71

<b>KICK (PUNT AND KICKOFF) RETURNS — GAME</b>			
9	Devon Ford (9p/0ko)	Davidson	1974

<b>KICK (PUNT AND KICKOFF) RETURNS — SEASON</b>			
53	Devon Ford	31p/22ko	1976

<b>KICK (PUNT AND KICKOFF) RETURNS — CAREER</b>			
190	Devon Ford	105p/85ko	1973-76
139	Clayton Deskins	63p/76ko	1968-71

YEAR-BY-YEAR KICKOFF RETURN LEADERS

Year	Player	Att.	Yards	Avg.	TD
1966	Jack Roten	16	314	19.6	0
1967	Bill McDonald	18	381	21.2	0
1968	Keith Nash	24	655	27.3	1
1969	Clayton Deskins	26	575	22.1	0
1970	Clayton Deskins	22	586	26.6	1
1971	Clayton Deskins	21	504	24.0	0
1972	Richard Agle	18	322	17.9	0
1973	Devon Ford	25	493	19.7	0
1974	Emmitt Hamilton	14	277	15.1	0
1975	Devon Ford	28	561	20.0	0
1976	Devon Ford	22	491	22.3	0
1977	Pat Swisher	33	698	21.2	0
1978	Charles Fowler	21	555	26.4	0
1979	Charles Fowler	16	388	24.3	0
1980	Derek Jenkins	12	252	21.0	0
1981	Johnny Sowell	12	204	17.0	0
1982	Terrell Murphy	21	471	22.4	0
1983	John Settle	12	228	19.0	0
1984	Derek Jenkins	10	168	16.8	0
1985	Keith Isom	15	351	23.4	0
1986	Jimmy Armstrong	7	139	19.8	0
	Tim Sanders	7	92	13.1	0
1987	Keith Isom	19	489	25.7	0
1988	Rocky Clay	21	413	19.7	0
1989	Rocky Clay	10	247	24.7	0
1990	Craig Styron	16	285	17.8	0
1991	Craig Styron	11	212	19.3	0
1992	Craig Styron	24	494	20.5	0
1993	Jamie Coleman	7	103	14.7	0
1994	Jamie Coleman	12	284	23.6	0
1995	Gerard Hardy	9	200	22.2	0
	Jamie Coleman	9	284	31.6	0
1996	Desmond Adams	7	147	21.0	0
1997	L.J. Brooks	18	431	23.9	0
1998	Daryl Skinner	13	302	23.2	0
1999	Daryl Skinner	14	322	23.0	0
2000	Jimmy Watkins	20	601	30.0	2
2001	Jermame Little	17	439	25.8	0
2002	Jermame Little	25	617	24.7	0
2003	Derrick Black	18	399	22.2	0
2004	DaVon Fowlkes	18	419	23.3	0
2005	Dexter Jackson	11	189	17.2	0
2006	James Hill	20	401	20.0	0
2007	CoCo Hillary	43	1,030	24.0	1
2008	CoCo Hillary	30	701	23.4	0

**SOCON**  
CHAMPIONS  
1986  
1987  
1991  
1995  
1999  
2005  
2006  
2007  
2008  
**NCAA**  
NATIONAL  
CHAMPIONS  
2005  
2006  
2007

PUNT RETURN RECORDS



Devon Ford



Dexter Jackson

PUNT RETURN YARDS — GAME

172	Devon Ford (4 att.)	East Carolina	1974
-----	---------------------	---------------	------

PUNT RETURN YARDS — SEASON

570	Devon Ford	36 att.	1974
478	DaVon Fowlkes	36 att.	2002
369	Dexter Jackson	30 att.	2006
352	Ken Byrd	33 att.	1997
327	Devon Ford	31 att.	1976
325	DaVon Fowlkes	33 att.	2001
281	Daryl Skinner	32 att.	1998
279	DaVon Fowlkes	26 att.	2003
269	Anthony Smith	20 att.	1992
260	Devon Ford	21 att.	1975

PUNT RETURN YARDS — CAREER

1,276	DaVon Fowlkes	116 att.	2001-04
1,199	Devon Ford	105 att.	1973-76
837	Dexter Jackson	93 att.	2004-07
682	Anthony Smith	70 att.	1989-92
624	Clayton Deskins	63 att.	1968-71
520	Daryl Skinner	51 att.	1997-99
425	Dwight Kerr	32 att.	1966-69
352	Ken Byrd	33 att.	1997
342	Mike Peterson	42 att.	1977-78
313	Don Blue	40 att.	1993-94

PUNT RETURNS — GAME

9	Devon Ford-146 yds.	Davidson	1974
---	---------------------	----------	------

PUNT RETURNS — SEASON

36	DaVon Fowlkes	478 yds.	2002
36	Devon Ford	570 yds.	1974
34	Dexter Jackson	223 yds.	2007
33	DaVon Fowlkes	325 yds.	2001
33	Ken Byrd	352 yds.	1997
32	Daryl Skinner	281 yds.	1998
31	Devon Ford	327 yds.	1976
30	Dexter Jackson	369 yds.	2006
<b>29</b>	<b>B.J. Frazier</b>	<b>183 yds.</b>	<b>2008</b>
29	Dexter Jackson	245 yds.	2005

PUNT RETURNS — CAREER

116	DaVon Fowlkes	1,276 yds.	2001-04
105	Devon Ford	1,199 yds.	1973-76
93	Dexter Jackson	837 yds.	2004-07
70	Anthony Smith	682 yds.	1989-92
63	Clayton Deskins	624 yds.	1968-71
51	Daryl Skinner	520 yds.	1997-99
42	Mike Peterson	342 yds.	1977-78
40	Don Blue	313 yds.	1993-94
33	Ken Byrd	352 yds.	1997
32	Dwight Kerr	425 yds.	1966-69

YARDS PER PUNT RETURN — GAME

77.0	Dexter Jackson (2-154)	Gardner-Webb	2006
43.0	Devon Ford (4-172)	East Carolina	1974

YARDS PER PUNT RETURN — SEASON (MIN. 20 ATT.)

15.8	Devon Ford	36-570	1974
13.4	Anthony Smith	20-269	1992
13.3	DaVon Fowlkes	36-478	2002
12.4	Devon Ford	21-260	1975
12.3	Dexter Jackson	30-369	2006
11.8	Clayton Deskins	21-247	1971
11.6	Daryl Skinner	22-256	1999
11.5	Anthony Smith	20-239	1989
10.7	DaVon Fowlkes	26-279	2003
10.6	Ken Byrd	33-352	1997

YARDS PER PUNT RETURN — CAREER (MIN. 30 ATT.)

13.3	Dwight Kerr	32-425	1966-69
11.4	Devon Ford	105-1,199	1973-76
11.0	DaVon Fowlkes	116-1,276	2001-04
10.6	Ken Byrd	33-352	1997
10.1	Daryl Skinner	51-520	1997-99
9.9	Clayton Deskins	63-624	1968-71
9.7	Anthony Smith	70-682	1989-92

PUNT RETURNS FOR TOUCHDOWNS — GAME

2	Dexter Jackson	Gardner-Webb	2006
---	----------------	--------------	------

PUNT RETURNS FOR TOUCHDOWNS — SEASON

2	Dexter Jackson	2006
2	Dwight Kerr	1969

PUNT RETURNS FOR TOUCHDOWNS — CAREER

2	Dexter Jackson	2004-07
2	Anthony Smith	1989-92
2	Dwight Kerr	1966-69

LONGEST PUNT RETURN

100	Aubrey Elam	Lenoir-Rhyne	1955
87	DaVon Fowlkes	Marshall	2002
86	Dexter Jackson	Gardner-Webb	2006
82	Anthony Smith	E. Tenn. State	1989
81	Jack Fine	Carson-Newman	1965
81	Anthony Smith	Wake Forest	1992
74	Kemal Atkins	Furman	1990
73	Don Blue	The Citadel	1994
72	Clayton Deskins	Catawba	1970

YEAR-BY-YEAR PUNT RETURN LEADERS

Year	Player	Att.	Yards	Avg.	TD
1966	Dwight Kerr	13	173	13.3	0
1967	Bill McDonald	8	128	16.0	0
1968	Clayton Deskins	14	164	11.7	0
1969	Dwight Kerr	17	244	14.3	2
1970	Clayton Deskins	18	122	6.8	1
1971	Clayton Deskins	21	247	11.8	0
1972	Richard Agle	25	252	10.1	1
1973	Devon Ford	17	42	2.5	0
1974	Devon Ford	36	570	15.8	1
1975	Devon Ford	21	260	12.4	0
1976	Devon Ford	31	327	10.5	0
1977	Mike Peterson	21	158	7.5	0
1978	Mike Peterson	21	184	8.8	0
1979	Rick Beasley	9	72	8.0	0
1980	Curtis Inman	8	14	1.4	0
1981	Chris Porter	13	39	3.0	0
1982	Terrell Murphy	20	166	8.3	0
1983	Troy Douglas	10	46	4.6	0
1984	Ken Williams	17	90	5.3	0
1985	Charlie Cole	15	127	8.5	0
1986	Charlie Cole	8	92	11.5	0
1987	Kevan Espy	16	84	5.3	0
1988	Joe Briggs	15	74	4.9	0
1989	Anthony Smith	20	239	11.5	1
1990	Anthony Smith	17	89	5.2	0
1991	Kemal Atkins	16	117	7.3	0
1992	Anthony Smith	20	269	13.4	1
1993	Don Blue	22	143	6.5	0
1994	Don Blue	18	170	9.4	1
1995	Jamie Coleman	19	187	9.8	0
1996	Desmond Adams	14	71	5.1	0
1997	Ken Byrd	33	352	10.7	0
1998	Daryl Skinner	32	281	8.7	0
1999	Daryl Skinner	19	239	12.5	0
2000	Jose White	19	204	10.7	0
2001	DaVon Fowlkes	33	325	9.8	0
2002	DaVon Fowlkes	36	478	13.3	1
2003	DaVon Fowlkes	26	279	10.7	0
2004	DaVon Fowlkes	21	194	9.2	0
2005	Dexter Jackson	29	245	8.4	0
2006	Dexter Jackson	30	369	12.3	2
2007	Dexter Jackson	34	223	6.6	0
2008	B.J. Frazier	29	183	6.3	0



SR. OL MARIO ACITELLI

SOCON CHAMPIONS

1986

1987

1991

1995

1999

2005

2006

2007

2008

NCAA NATIONAL CHAMPIONS

2005

2006

2007



Harold Alexander



Nate McKinney

PUNTING RECORDS

PUNTING AVERAGE — GAME

55.7*	Harold Alexander-6 att.	The Citadel	1992
55.5	Harold Alexander-8 att.	Marshall	1991
55.3	Nate McKinney-3 att.	The Citadel	2002
54.6	Nate McKinney-5 att.	Furman	2002
52.0	Nate McKinney-4 att.	Chattanooga	2001
51.6	Nate McKinney-7 att.	Chattanooga	2000
51.3	Harold Alexander-4 att.	VMI	1991
51.0	Brian Reilly-3 att.	VMI	1999
50.8	Nate McKinney-4 att.	Ga. Southern	2001
50.5	Nate McKinney-4 att.	Wofford	2003

\* NCAA Division I-AA/FCS record

PUNTING AVERAGE — SEASON

47.3*	Harold Alexander	64-3,030	1991
44.6	Nate McKinney	74-3,297	2003
44.5*	Harold Alexander	55-2,445	1992
44.3	Joe Parker	63-2,788	1974
44.2	Joe Parker	50-2,211	1976
43.3	Mark Royals	71-3,073	1983
42.9	Larry Harbin	36-1,544	1964
42.6	Jack Underwood	56-2,386	1968
42.6	Joe Parker	43-1,830	1975
42.5	Nate McKinney	48-2,042	2000

\* NCAA champion

PUNTING AVERAGE — CAREER

43.4	Joe Parker	215-9,332	1973-76
42.7	Harold Alexander	260-11,100	1989-92
42.4	Nate McKinney	237-10,058	2000-03
42.4	Brian Reilly	80-3,394	1997-99
41.9	Mark Royals	231-9,670	1983-85
40.1	Allen Guinn	172-6,904	1993-96
39.9	David Abernathy	113-4,507	1976-78
39.8	Jack Underwood	166-6,608	1965-68
39.1	Larry Harbin	139-5,436	1961-64

PUNT YARDS — GAME

528	Nate McKinney (12 att.)	Hawaii	2003
512	Mark Royals (13 att.)	The Citadel	1985

PUNT YARDS — SEASON

3,529	Mark Royals	85 att.	1984
3,297	Nate McKinney	74 att.	2003
3,073	Mark Royals	71 att.	1983
3,068	Mark Royals	74 att.	1985
3,030	Harold Alexander	74 att.	1990
3,009	Harold Alexander	64 att.	1991
2,788	Joe Parker	63 att.	1974
2,701	Allen Guinn	66 att.	1996
2,616	Harold Alexander	67 att.	1989
2,412	Tony Cox	62 att.	1987

PUNT YARDS — CAREER

11,100	Harold Alexander	258 att.	1989-92
10,058	Nate McKinney	237 att.	2000-03
9,670	Mark Royals	230 att.	1982-85
9,332	Joe Parker	215 att.	1973-76
6,904	Allen Guinn	172 att.	1993-96

PUNT ATTEMPTS — GAME

13	Mark Royals (512 yds.)	The Citadel	1985
----	------------------------	-------------	------

PUNT ATTEMPTS — SEASON

85	Mark Royals	3,529 yds.	1984
74	Nate McKinney	3,294 yds.	2003
74	Harold Alexander	3,030 yds.	1990
71	Mark Royals	3,073 yds.	1983
70	Jimmy Cloninger	2,709 yds.	1965
67	Harold Alexander	2,616 yds.	1989
66	Allen Guinn	2,701 yds.	1996
64	Harold Alexander	3,009 yds.	1991
63	Joe Parker	2,788 yds.	1974
63	Ray Floyd	2,317 yds.	1969
63	Jack Underwood	2,321 yds.	1966

PUNT ATTEMPTS — CAREER

258	Harold Alexander	11,100 yds.	1989-92
237	Nate McKinney	10,058 yds.	2000-03
230	Mark Royals	9,670 yds.	1982-85
215	Joe Parker	9,332 yds.	1973-76
172	Allen Guinn	6,904 yds.	1993-96
170	Mike Cody	6,291 yds.	1979-82
166	Jack Underwood	6,608 yds.	1965-68
139	Larry Harbin	5,436 yds.	1961-64
136	Neil Young	5,290 yds.	2006-08
113	David Abernathy	4,507 yds.	1976-78

PUNTS DOWNED INSIDE 20-YARD LINE — GAME

8	Harold Alexander	Wake Forest	1989
---	------------------	-------------	------

PUNTS DOWNED INSIDE 20-YARD LINE — SEASON

24	Harold Alexander	1991
----	------------------	------

PUNTS DOWNED INSIDE 20-YARD LINE — CAREER

91	Harold Alexander	1989-92
----	------------------	---------

50-YARD PUNTS — GAME

7	Harold Alexander	Marshall	1991
---	------------------	----------	------

50-YARD PUNTS — SEASON

27	Harold Alexander	1991
----	------------------	------

50-YARD PUNTS — CAREER

69	Harold Alexander	1989-92
----	------------------	---------

LONGEST PUNTS

78	Jason Harkins	The Citadel	1986
83	Harold Alexander	The Citadel	1992
77	Harold Alexander	Marshall	1991
74	Nate McKinney	Wofford	2003
72	Brian Reilly	E. Kentucky	1999
70	Joe Parker	Davidson	1973
69	Harold Alexander	VMI	1991
69	Nate McKinney	VMI	2001
68	Joe Parker	East Carolina	1974
68	Jack Underwood	Elon	1968
68	Harold Alexander	Furman	1991
68	Will Burkett	Ga. Southern	1993
68	Brian Reilly	Wofford	1999

YEAR-BY-YEAR PUNTING LEADERS

Year	Player	Att.	Yards	Avg.	Long
1957	David Mauldin	23	858	37.3	NA
1958	Glen Wilson	31	1,159	37.4	NA
1959	Steve Gantt	12	449	37.4	NA
1960	Don Gardiner	28	889	31.8	NA
1961	Larry Harbin	17	621	36.5	NA
1962	Larry Harbin	44	1,562	35.5	NA
1963	Larry Harbin	42	1,709	40.7	NA
1964	Larry Harbin	36	1,544	42.9	60
1965	Jimmy Cloninger	70	2,709	38.7	NA
1966	Jack Underwood	63	2,321	36.8	NA
1967	Jack Underwood	47	1,901	40.4	NA
1968	Jack Underwood	56	2,386	42.6	68
1969	Roy Floyd	63	2,317	36.7	55
1970	Roy Floyd	53	2,066	38.9	NA
1971	Curtis Wilder	48	1,799	37.5	NA
1972	Steve Loflin	43	1,719	40.0	NA
1973	Joe Parker	59	2,503	42.4	70
1974	Joe Parker	63	2,788	44.3	68
1975	Joe Parker	43	1,830	42.6	63
1976	Joe Parker	50	2,211	44.2	66
1977	David Abernathy	56	2,273	40.6	60
1978	David Abernathy	55	2,153	39.1	65
1979	Duke Ansted	26	987	38.0	56
1980	Mike Cody	57	2,197	38.5	60
1981	Mike Cody	34	1,163	34.2	50
1982	Mike Cody	58	2,220	38.3	52
1983	Mark Royals	71	3,073	43.3	60
1984	Mark Royals	85	3,529	41.5	67
1985	Mark Royals	74	3,068	41.5	63
1986	Jason Harkins	61	2,341	38.3	83
1987	Tony Cox	62	2,412	38.9	54
1988	Tony Cox	40	1,528	38.2	51
1989	Harold Alexander	67	2,616	39.0	61
1990	Harold Alexander	74	3,030	41.0	60
1991	Harold Alexander	64	3,009	47.0	77
1992	Harold Alexander	55	2,445	44.4	78
1993	Will Burkett	43	1,716	39.9	68
1994	Allen Guinn	55	2,234	40.6	58
1995	Allen Guinn	45	1,732	38.6	55
1996	Allen Guinn	66	2,701	40.9	65
1997	Jeff Marr	49	1,951	39.8	56
1998	Brian Reilly	37	1,560	42.1	56
1999	Brian Reilly	41	1,739	42.4	72
2000	Nate McKinney	48	2,042	42.5	67
2001	Nate McKinney	56	2,231	39.8	69
2002	Nate McKinney	59	2,488	42.2	64
2003	Nate McKinney	74	3,297	44.5	74
2004	Wes Herlocker	29	1,084	37.4	50
2005	Matt Dodge	41	1,626	39.7	55
2006	Neil Young	29	1,095	37.8	53
2007	Neil Young	52	1,963	37.8	58
2008	Neil Young	55	2,232	40.6	56



- 1987
- 1991
- 1995
- 1999
- 2005
- 2006
- 2007
- 2008
- NCAA NATIONAL CHAMPIONS
- 2005
- 2006
- 2007



### DEFENSIVE RECORDS



**Dexter Coakley**



**Dino Hackett**



**Josh Jeffries**

**TOTAL TACKLES — GAME**

27	Dino Hackett (16s/11a)	E. Tenn. St.	1985
25	Julius Thomas (10s/15a)	Lenoir-Rhyne	1973
24	Dexter Coakley (15s/9a)	VMI	1993
24	Dino Hackett (18s/6a)	Furman	1985
23	Dino Hackett (14s/9a)	The Citadel	1985
22	Marvin Hodge (9s/13a)	Ga. Southern	1995
22	Dino Hackett (11s/11a)	James Madison	1985
22	George Myers (12s/10a)	Furman	1973
21	Nygel Rogers (11s/10a)	N'Western St.	2004
21	Sam Smalls (3s/18a)	Maine	2002
21	Dexter Coakley (12s/9a)	Marshall	1995
21	Dexter Coakley (14s/7a)	Ga. Southern	1995
21	Dexter Coakley (11s/10a)	The Citadel	1993
21	Brent David (17s/4a)	W. Carolina	1992
21	Cedric Felton (10s/11a)	The Citadel	1985
21	Dino Hackett (8s/13a)	S. Carolina	1985
<b>20</b>	<b>Jacque Roman (9s/11a)</b>	<b>James Madison</b>	<b>2007</b>
20	Dexter Coakley (12s/8a)	Furman	1996
20	Dexter Coakley (14s/6a)	E. Tenn. St.	1996
20	Dexter Coakley (13s/7a)	Wake Forest	1996
20	Brent David (13s/7a)	The Citadel	1993
20	Cedric Felton (9s/11a)	Furman	1986
20	Dino Hackett (9s/11a)	Wake Forest	1985

**TOTAL TACKLES — SEASON**

200	Dino Hackett	106s/94a	1985
166	Dexter Coakley	88s/78a	1996
159	Dexter Coakley	90s/69a	1993
151	Cedric Felton	66s/85a	1985
150	Dexter Coakley	91s/59a	1995
141	Dexter Coakley	81s/60a	1994
140	Van Smith	69s/71a	1981
136	Joe DiBernardo	74s/62a	1994
135	Kenny Blacknell	85s/50a	1987
134	Jeremy Wiggins	61s/73a	2005

**TOTAL TACKLES — CAREER**

616	Dexter Coakley	350s/266a	1993-96
495	Cedric Felton	286s/209a	1982-86
393	Jeremy Wiggins	189s/204a	2003-06
391	Brent David	262s/129a	1989-93
383	Joe DiBernardo	191s/192a	1993-96
373	Pierre Banks	165s/208a	2004-08
372	Dino Hackett	205s/167a	1982-85
358	Corey Lynch	192s/166a	2003-07
348	Anthony Downs	219s/129a	1984-87
330	Sam Smalls	182s/148a	2000-03

**SOLO TACKLES — GAME**

18	Dino Hackett (24 tot.)	Furman	1985
18	Justin Seaverns (19 tot.)	Ga. Southern	2001
17	Brent David (21 tot.)	W. Carolina	1992
16	Dino Hackett (27 tot.)	E. Tenn. St.	1985
15	Dexter Coakley (26 tot.)	VMI	1993

**SOLO TACKLES — SEASON**

106	Dino Hackett	200 total	1985
95	Brent David	126 total	1992
92	Dwayne Pelham	115 total	1989
91	Dexter Coakley	110 total	1995
90	David Neeld	139 total	1968
90	Dexter Coakley	159 total	1993
88	Earl Hunter	125 total	1997
88	Dexter Coakley	166 total	1996
85	Corey Hall	105 total	1999
85	Kenny Blacknell	135 total	1987

**SOLO TACKLES — CAREER**

350	Dexter Coakley	616 total	1993-96
286	Cedric Felton	495 total	1982-86
262	Brent David	391 total	1989-93
230	Justin Seaverns	318 total	1998-2001
219	Anthony Downs	348 total	1984-87

**ASSISTED TACKLES — GAME**

18	Sam Smalls (21 tot.)	Maine	2002
15	Julius Thomas (25 tot.)	Lenior-Rhyne	1973
<b>13</b>	<b>Jacque Roman (15 tot.)</b>	<b>Richmond</b>	<b>2008</b>
13	Marvin Hodge (22 tot.)	Ga. Southern	1995
13	Dino Hackett (21 tot.)	S. Carolina	1985

**ASSISTED TACKLES — SEASON**

94	Dino Hackett	200 total	1985
85	Cedric Felton	151 total	1985
<b>83</b>	<b>Jacque Roman</b>	<b>130 total</b>	<b>2008</b>
<b>78</b>	<b>Jacque Roman</b>	<b>127 total</b>	<b>2007</b>
78	Dexter Coakley	166 total	1996

**ASSISTED TACKLES — CAREER**

266	Dexter Coakley	616 total	1993-96
208	Cedric Felton	495 total	1982-86
204	Jeremy Wiggins	393 total	2003-06

**DOUBLE-FIGURE TACKLE GAMES — SEASON**

10	Joe DiBernardo	1994
----	----------------	------

**DOUBLE-FIGURE TACKLE GAMES — CAREER**

37	Dexter Coakley	1993-96
----	----------------	---------

**DOUBLE-FIGURE TACKLE GAMES — CONSECUTIVE**

15	Dino Hackett	1984-85
----	--------------	---------

**20-TACKLE GAMES — SEASON**

6	Dino Hackett	1985
3	Dexter Coakley	1996

**20-TACKLE GAMES — CAREER**

7	Dexter Coakley	1993-96
6	Dino Hackett	1982-85

**20-TACKLE GAMES — CONSECUTIVE**

2	Dexter Coakley	ETSU/Furman	1996
2	Dexter Coakley	GSU/Marshall	1995
2	Dino Hackett	JMU/Furman	1985
2	Dino Hackett	CIT/Wake	1985

**TACKLES FOR LOSS — GAME**

6	William Peebles	E. Tenn. St.	1994
6	Avery Hall	Furman	1992

**TACKLES FOR LOSS — SEASON**

35	Avery Hall	1992
29	Darren Wilson	1981
26.5	Marques Murrell	2005
25	Josh Jeffries	2002
25	Sean Swoope	1992
24.5	Jason Hunter	2005
23	William Peebles	1994
20	Dexter Coakley	1994
19	K.T. Stovall	2003
18	Gary Tharrington	2007
18	Chuck Gordon	1980

**TACKLES FOR LOSS — CAREER**

61.5	Avery Hall	1989-92
59	Marques Murrell	2003-06
56	K.T. Stovall	2000-03
55	Josh Jeffries	1999-2002
47.5	Sean Swoope	1989-92
47	Darren Wilson	1979-82
46	Dexter Coakley	1993-96
43	Chuck Gordon	1978-81
39	Jackie Avery	1994-97
39	William Peebles	1991-94

**QUARTERBACK SACKS — GAME**

5	Rayford Cannon	Davidson	1986
---	----------------	----------	------

**QUARTERBACK SACKS — SEASON**

13	Marques Murrell	2006
13	Marques Murrell	2005
13	Jason Hunter	2005
12	Josh Jeffries	2001
11.5	William Peebles	1994
10.5	Chip Miller	1994
10.5	Rocky Hunt	1998
10	Steve Carson	1997
10	K.T. Stovall	2002
9.5	Avery Hall	1992



**SO. TE BEN JORDEN**

**SOCON**  
CHAMPIONS  
**1986**  
**1987**  
**1991**  
**1995**  
**1999**  
**2005**  
**2006**  
**2007**  
**2008**

**NCAA**  
NATIONAL CHAMPIONS  
**2005**

**2006**  
**2007**


## DEFENSIVE RECORDS



Avery Hall



Corey Lynch



Marques Murrell

QUARTERBACK SACKS — CAREER		
36.5	Josh Jeffries	1999-2002
36	Marques Murrell	2003-06
29.5	K.T. Stovall	2000-03
24	Rocky Hunt	1996-98
23.5	Avery Hall	1989-92
22.5	Jason Hunter	2001-05
22.5	Sean Swoope	1989-92
22	Darren Wilson	1979-82
18.5	Jackie Avery	1994-97
18	Chuck Gordon	1978-81

QUARTERBACK HURRIES — GAME		
11	Sean Swoope	E. Tenn. St. 1992

QUARTERBACK HURRIES — SEASON		
43	Josh Jeffries	2001
43	Josh Jeffries	2000
36	Sean Swoope	1992
31	Sean Swoope	1991
27	Avery Hall	1992
25	Rocky Hunt	1999
25	Kevin Sikorski	1992
25	Avery Hall	1991
25	Chuck Phifer	1990
24	Shawn Elliott	1995
24	William Peebles	1994

QUARTERBACK HURRIES — CAREER		
114	Josh Jeffries	1999-2001
79	Sean Swoope	1989-92
74	Avery Hall	1989-92
61	Rocky Hunt	1996-98
59	Jackie Avery	1994-97
57	Chuck Phifer	1987-90
51	William Peebles	1991-94
49	Chris Melick	1983-86
44	Ryan Watson	1997-2001
41	K.T. Stovall	2000-03
41	Anthony Downs	1984-87

FORCED FUMBLES — GAME		
2	14 times (mr: Pierre Banks vs. Furman, 2008)	

FORCED FUMBLES — SEASON		
8	Dwayne Pelham	1989
7	Marques Murrell	2005
7	Marques Murrell	2006
6	Dino Hackett	1984
5	Dexter Coakley	1995
5	Chuck Phifer	1989
5	Wes Hunter	2001
4	Josh Jeffries	2000
4	Dexter Coakley	1994
4	Dino Hackett	1985
4	K.T. Stovall	2001

FORCED FUMBLES — CAREER		
18	Marques Murrell	2003-06
13	Dexter Coakley	1993-96
13	Dino Hackett	1982-85
12	Dwayne Pelham	1987-90
11	K.T. Stovall	2000-03
8	Chuck Phifer	1987-90
7	Pierre Banks	2004-08

7	Josh Jeffries	1999-2002
7	Wes Hunter	1998-2001
7	Mickey Ray	1984-87

FUMBLES RECOVERED — GAME		
2	29 times (mr: <b>Jacque Roman</b> , <b>Wofford</b> , 2008)	

FUMBLES RECOVERED — SEASON		
5	Johnny Jennings	1989
<b>4</b>	<b>Jacque Roman</b>	<b>2008</b>
4	Corey Lynch	2003
4	Steve Kitchens	2000
4	Gary Dandridge	1988
4	Anthony Downs	1984
4	Joel Carter	1983
4	Mike Staton	1973
4	Eddie Biggs	1971
4	Terry Thompson	1971
4	Phil Keener	1970

FUMBLES RECOVERED — CAREER		
10	Johnny Jennings	1987-90
9	Phil Keener	1969-72
8	Justin Seaverns	1998-2001
8	Anthony Downs	1984-87
7	Corey Lynch	2003-07
<b>6</b>	<b>Jacque Roman</b>	<b>2006-pres.</b>
6	K.T. Stovall	2000-03
6	Avery Hall	1989-92
6	Chris Patton	1981-84
6	R. Richardson	1968-71
6	Mike Greene	1967-70
6	David Needl	1967-70

INTERCEPTIONS — GAME		
<b>3</b>	<b>Mark LeGree</b>	<b>Wofford 2008</b>
3	Larry McKenzie	Davidson 1973

INTERCEPTIONS — SEASON		
<b>10*</b>	<b>Mark LeGree</b>	<b>2008</b>
8	Larry Harbin	1963
7	Matt Stevens	1994
7	Wayne Byrd	1966
7	Wayne Byrd	1965
7	Larry Harbin	1964
6	Corey Lynch	2007
6	Corey Lynch	2005
6	Corey Lynch	2003
6	Matt Stevens	1993
6	David Needl	1968
6	Larry Harbin	1962

INTERCEPTIONS — CAREER		
25	Larry Harbin	1961-64
24	Corey Lynch	2003-07
20	Wayne Byrd	1963-66
18	Matt Stevens	1992-95
14	Dave Richardson	1965-68
13	Corey Hall	1997-2000
12	Mark Mayo	1988-91
12	Struggly Smith	1982-85
12	David Needl	1967-70
<b>10</b>	<b>Mark LeGree</b>	<b>2007-pres.</b>

INTERCEPTION YARDS — GAME			
106	John Hollar	Elon	1946

INTERCEPTION YARDS — SEASON			
156	Justin Wozeah	4 INT	2005
144	Larry McKenzie	4 INT	1973

INTERCEPTION YARDS — CAREER			
395	Corey Lynch	24 INT	2003-07
348	Larry Harbin	25 INT	1961-64

INTERCEPTION RETURNS FOR TOUCHDOWNS — GAME			
2	Wayne Byrd	W. Carolina	1966
2	David Needl	Presbyterian	1967
2	Joel Carter	Wake Forest	1983

INTERCEPTION RETURNS FOR TOUCHDOWNS — SEASON			
2	Rico Mack	1990	
2	Joel Carter	1983	
2	Rick Spencer	1972	
2	David Needl	1967	
2	Wayne Byrd	1966	
2	John Hollar	1946	

INTERCEPTION RETURNS FOR TOUCHDOWNS — CAREER			
4	John Hollar	1945-47	

LONGEST INTERCEPTION RETURN			
100	Rico Mack	James Madison	1990
100	John Hollar	W. Carolina	1947
100	John Hollar	Elon	1946
82	Wes Hunter	Chattanooga	1999
78	Justin Wozeah	S. Illinois	2005
77	Quinton McKinney	Furman	1974
75	Jon Duncan	Edinboro	1995
70	Titus Howard	Elon	2005
70	Larry McKenzie	Davidson	1973

PASSES DEFENDED — CAREER		
52*	Corey Lynch	2003-07
51	Justin Wozeah	2004-07

*\* NCAA Division I FCS record*

BLOCKED PUNTS — GAME			
2	Dino Hackett	E. Tenn. St.	1985
2	Chuck Hill	Liberty	1987
2	Chuck Hill	W. Carolina	1987

BLOCKED PUNTS — SEASON		
4	Chuck Hill	1987

BLOCKED PUNTS — CAREER		
7	Quincy Bethea	1984-87

TOTAL BLOCKED KICKS — SEASON			
4	Chuck Hill	4 punts	1987
3	Corey Lynch	1 punt/2 FG	2007
3	Corey Lynch	3 FG	2006

TOTAL BLOCKED KICKS — CAREER			
8	Quincy Bethea	7 punts/1 FG	1984-87
6	Corey Lynch	1 punt/5 FG	2003-07

SOCON  
CHAMPIONS  
1986  
1987  
1991  
1995  
1999  
2005  
2006  
2007  
2008  
NCAA  
NATIONAL  
CHAMPIONS  
2005  
2006  
2007









THE LAST TIME ...

TEAM	Appalachian	Opponent
Scored 30-39 Points	11/29/08, vs. South Carolina State (37)	12/6/08, Richmond (33)
Scored 40-49 Points	11/8/08, at Chattanooga (49)	8/30/08, LSU (41)
Scored 50-59 Points	9/6/08, vs. Jacksonville (56)	10/30/04, Chattanooga (59)
Scored 60-69 Points	11/17/01, vs. West Virginia Tech (64)	Never Accomplished
Scored 70-79 Points	10/31/08, vs. Wofford (70)	10/7/78, Chattanooga (72)
Recorded a Safety	10/28/06, vs. Furman	10/18/08, Georgia Southern
Recorded a Shutout	9/16/06, vs. Mars Hill (41-0)	11/5/05, LSU (24-0)
Rushed for 400+ Yards	11/8/08, at Chattanooga (428)	10/26/02, Wofford (472)
Rushed for 300-399 Yards	12/14/07, vs. Delaware (358)	10/31/08, Wofford (393)
Rushed for Less Than 50 Yards	12/6/08, vs. Richmond (39)	11/22/08, Western Carolina (-2)
Passed for 400+ Yards	11/29/08, vs. South Carolina State (433)	10/30/04, Chattanooga (540)
Passed for 300-399 Yards	12/6/08, vs. Richmond (323)	9/27/08, Presbyterian (372)
Passed for Less Than 50 Yards	12/1/01, vs. William & Mary (39)	9/16/06, Mars Hill (36)
Gained Over 500 Yards Total Offense	11/29/08, vs. South Carolina State (557)	12/10/05, Furman (507)
Gained Less Than 100 Yards Total Offense	9/7/91, vs. Clemson (84)	11/22/08, Western Carolina (72)
Recorded 25 or More First Downs	11/29/08, vs. South Carolina State (30)	11/24/07, James Madison (25)
Was Penalized 100 Yards	9/23/06, at Gardner-Webb (14 for 129)	12/2/06, Montana State (9 for 116)
Defense Intercepted Three Passes	10/31/08, vs. Wofford (3)	12/6/08, Richmond (5)
Overcame Halftime Deficit to Win	11/22/08, at Western Carolina (Trailed 10-7 before winning 35-10)	12/6/08, Richmond (ASU led 7-6 at half, Richmond won 33-13)
Trailed After Three Quarters, Rallied to Win	10/18/08, at Georgia Southern (Trailed 27-24 before winning 37-36)	9/20/08, James Madison (ASU led 24-21 after three quarters, JMU won 35-32)
Won Game on Final Offensive Play	10/21/06, at Georgia Southern (Kevin Richardson, 3-yd TD run, 2nd OT)	12/9/00, at Montana (Jimmy Farris, Pass 15 from Drew Miller, OT)
Won Game on Final Defensive Play	10/12/02, vs. Furman (Josh Jeffries PAT Interception, Derrick Black 96-Yd Return)	Never Accomplished

INDIVIDUAL

	Appalachian	Opponent
75+ Yard Run	11/8/08, Armanti Edwards at Chattanooga (76)	10/19/02, Mark Myers, Georgia Southern (92)
100-199 Yards Rushing, Game	11/22/08, DeAndre Presley at Western Carolina (156)	12/6/08, Josh Vaughan, Richmond (133)
200+ Yards Rushing, Game	11/10/07, Armanti Edwards vs. Richmond (313)	10/29/05, Eldra Buckley, Chattanooga (210)
Three Rushing TDs, Game	11/22/08, DeAndre Presley at Western Carolina (3)	12/6/08, Joshn Vaughan, Richmond (3)
Four Rushing TDs, Game	12/7/07, Armanti Edwards vs. Richmond (4)	10/2/04, Terrell Harris, Texas State (4)
80+ Yard Pass Completion	9/3/05, R. Williams to J. Little vs. E. Kentucky (88)	11/10/07, Todd Spitzer to Eddie Cohen, W. Carolina (82)
300+ Yards Passing, Game	12/6/08, Armanti Edwards vs. Richmond (323)	9/27/08, Tim Webb, Presbyterian (372)
20 Pass Completions, Game	12/6/08, Armanti Edwards vs. Richmond (26)	11/15/08, Scott Riddle, Elon (20)
Four TD Passes, Game	11/29/08, Armanti Edwards vs. South Carolina State (4)	10/30/04, Cedric Stevens, Chattanooga (5)
300+ Yards Total Offense, Game	12/6/08, Armanti Edwards vs. Richmond (326)	9/27/08, Tim Webb, Presbyterian, Elon (363)
Scored Five TDs, Game	10/4/86, John Settle vs. Davidson (5)	10/13/84, Robert Surratt, Marshall (5)
10 Receptions, Game	11/6/04, DaVon Fowlkes vs. Elon (17)	9/27/08, Terrance Butler, Presbyterian (12)
100-149 Receiving Yards, Game	11/10/07, Hans Batichon vs. Western Carolina (114)	12/14/07, Aaron Love, Delaware (101)
150+ Receiving Yards, Game	10/31/08, Brian Quick vs. Wofford (172)	11/10/07, Eddie Cohen, Western Carolina (156)
Three Receiving TDs, Game	10/31/08, Brian Quick vs. Wofford (3)	8/30/03, Jeremiah Cockerhan, Hawaii (3)
50+ Yard Field Goal	9/9/00, Mark Wright vs. Troy State (57)	12/16/05, Brian Wingert, Northern Iowa (50)
Made Three Field Goals, Game	9/20/03, Erik Rockhold vs. Morehead State (3)	12/16/05, Brian Wingert, Northern Iowa (3)
70+ Yard Punt	11/8/03, Nate McKinney at Elon (72)	11/3/07, Mark Kaspar, The Citadel (72)
Returned Kickoff for TD	9/22/07, CoCo Hillary at Wofford (95)	9/20/08, Scotty McGee, James Madison (99)
Returned Punt for TD	9/23/06, Dexter Jackson at Gardner-Webb (86 and 68)	10/18/08, Raja Andres, Georgia Southern (84)
Returned Blocked Punt for TD	10/27/01, Scott Cornatzer vs. Chattanooga	9/4/04, Derrick Martin, Wyoming
Blocked a Punt	9/29/07, Corey Lynch vs. Elon	11/29/08, Donovan Richard, South Carolina State
Returned Interception for TD	9/6/08, Travis Dowda vs. Jacksonville (33)	10/20/07, Carson Hill, Georgia Southern (35)
Returned Fumble for TD	11/17/07, Justin Woazeah vs. Chattanooga (32)	10/21/06, Ronald Wiggins, Georgia Southern (17)
Blocked a Field Goal	10/11/08, Cortez Gilbert at Samford	10/27/07, Clifton Dortch, Furman
Returned Blocked FG for TD	10/28/06, Corey Lynch vs. Furman (79)	Never Accomplished
PAT Returned for Two Points	10/12/02, Derrick Black vs. Furman	11/25/00, Chris Archie, Troy State



SR. LB  
JACQUE  
ROMAN

**SOCON**

CHAMPIONS

1986

1987

1991

1995

1999

2005

2006

2007

2008

**NCAA**

NATIONAL CHAMPIONS

2005

2006

2007





# ASU IN THE POSTSEASON



## ALL-TIME POSTSEASON RESULTS

### BOWL GAMES

Year	Date	Bowl	Opponent	Result	Site	Attend.	Coach
1937	Nov. 26	Unnamed	Southern Mississippi	L, 7-0	Biloxi, Miss.	—	Kidd Brewer
1938	Dec. 3	Unnamed	Moravian	W, 20-0	Winston-Salem, N.C.	—	Kidd Brewer
1948	Nov. 20	Burley	West Chester State	L, 7-2	Johnson City, Tenn.	—	E.C. Duggins
1949	Nov. 26	Pythian	Catawba	W, 21-7	Salisbury, N.C.	—	E.C. Duggins
1950	Nov. 18	Burley	Emory & Henry	L, 26-6	Johnson City, Tenn.	—	E.C. Duggins
	Nov. 25	Pythian	West Liberty	L, 28-26	Salisbury, N.C.	—	E.C. Duggins
1954	Nov. 25	Burley	East Tennessee State	W, 27-13	Johnson City, Tenn.	—	E.C. Duggins
	Dec. 11	Elks	Newberry	L, 20-13	Raleigh, N.C.	—	E.C. Duggins
1955	Nov. 19	Burley	East Tennessee State	L, 7-0	Johnson City, Tenn.	—	E.C. Duggins

### NCAA DIVISION I FCS/DIVISION I-AA PLAYOFFS\*

Year	Date	ASU Seed	Opponent	Result	Site	Attend.	Coach
1986	Nov. 29	4	<sup>13</sup> Nicholls State	L, 28-26	Boone, N.C.	6,250	Sparky Woods
1987	Nov. 28	1	<sup>16</sup> Richmond	W, 20-3	Boone, N.C.	4,138	Sparky Woods
	Dec. 5	1	<sup>8</sup> Georgia Southern	W, 19-0	Boone, N.C.	9,229	Sparky Woods
	Dec. 12	1	<sup>5</sup> Marshall	L, 24-10	Boone, N.C.	14,621	Sparky Woods
1989	Nov. 25	10	<sup>7</sup> Middle Tennessee State	L, 24-21	Murfreesboro, Tenn.	5,000	Jerry Moore
1991	Nov. 30	13	<sup>4</sup> Eastern Kentucky	L, 14-3	Richmond, Ky.	2,750	Jerry Moore
1992	Nov. 28	12	<sup>5</sup> Middle Tennessee State	L, 35-10	Murfreesboro, Tenn.	4,000	Jerry Moore
1994	Nov. 26	10	<sup>7</sup> New Hampshire	W 17-10 (OT)	Durham, N.H.	7,329	Jerry Moore
	Dec. 3	10	<sup>2</sup> Boise State	L, 17-14	Boise, Idaho	15,302	Jerry Moore
1995	Nov. 25	4	<sup>13</sup> James Madison	W, 31-24	Boone, N.C.	9,467	Jerry Moore
	Dec. 2	4	<sup>5</sup> Stephen F. Austin	L, 27-17	Boone, N.C.	8,941	Jerry Moore
1998	Nov., 28	7	<sup>10</sup> Tennessee State	W, 45-31	Boone, N.C.	3,885	Jerry Moore
	Dec. 5	7	<sup>2</sup> Northwestern State	L, 31-20	Natchitoches, La.	10,817	Jerry Moore
1999	Nov. 27	4	<sup>13</sup> Florida A&M	L, 44-29	Boone, N.C.	6,837	Jerry Moore
2000	Nov. 25	13	<sup>4</sup> Troy State	W 33-30	Troy, Ala.	4,916	Jerry Moore
	Dec. 2	13	<sup>5</sup> Western Kentucky	W 17-14	Bowling Green, Ky.	5,100	Jerry Moore
	Dec. 9	13	<sup>1</sup> Montana	L, 19-16 (OT)	Missoula, Mont.	17,401	Jerry Moore
2001	Dec. 1	—	William & Mary	W, 40-27	Boone, N.C.	5,279	Jerry Moore
	Dec. 8	—	<sup>1</sup> Georgia Southern	L, 38-24	Statesboro, Ga.	9,352	Jerry Moore
2002	Nov. 30	—	Maine	L, 14-13	Boone, N.C.	4,311	Jerry Moore
2005	Nov. 26	2	Lafayette	W, 34-23	Boone, N.C.	6,327	Jerry Moore
	Dec. 3	2	Southern Illinois	W, 38-24	Boone, N.C.	11,108	Jerry Moore
	Dec. 10	2	Furman	W, 29-23	Boone, N.C.	15,307	Jerry Moore
	Dec. 16	2	Northern Iowa	W, 21-16	Chattanooga, Tenn.	20,236	Jerry Moore
2006	Nov. 25	1	Coastal Carolina	W, 45-28	Boone, N.C.	16,223	Jerry Moore
	Dec. 2	1	Montana State	W, 38-17	Boone, N.C.	15,116	Jerry Moore
	Dec. 9	1	<sup>4</sup> Youngstown State	W, 49-24	Boone, N.C.	18,040	Jerry Moore
	Dec. 15	1	<sup>3</sup> Massachusetts	W, 28-17	Chattanooga, Tenn.	22,808	Jerry Moore
2007	Nov. 24	—	James Madison	W, 28-27	Boone, N.C.	14,040	Jerry Moore
	Dec. 1	—	Eastern Washington	W, 38-35	Boone, N.C.	16,947	Jerry Moore
	Dec. 7	—	Richmond	W, 55-35	Boone, N.C.	24,140	Jerry Moore
	Dec. 14	—	Delaware	W, 49-21	Boone, N.C.	23,010	Jerry Moore
2008	Nov. 29	2	South Carolina State	W, 37-21	Boone, N.C.	13,712	Jerry Moore
	Dec. 6	2	Richmond	L, 33-13	Boone, N.C.	15,215	Jerry Moore

### ASU IN THE POSTSEASON BY THE NUMBERS

Years ASU has advanced to postseason play:	23
NCAA Division I FCS/Division I-AA playoff appearances:	16
Overall postseason record:	24-19
Record in bowl games:	3-6
Record in NCAA Division I-AA/Division I FCS playoffs:	21-13
Postseason record at Kidd Brewer Stadium:	15-6
NCAA Division I-AA/Division I FCS playoffs:	15-6
Postseason record on the road:	5-8
NCAA Division I-AA/Division I FCS playoffs:	3-7
Postseason record at neutral sites:	4-5
NCAA Division I-AA/Division I FCS playoffs:	3-0
Postseason coaching records:	
Jerry Moore	19-11
Sparky Woods	2-2
E.C. Duggins	2-5
Kidd Brewer	1-1

### NOTING ASU IN THE POSTSEASON

• Appalachian is the only program to ever win three-consecutive NCAA Division I FCS/Division I-AA national championships. Only two other programs have ever won two national titles in a row: Georgia Southern (1985-86, 1989-90, 1999-2000) and Youngstown State (1993-94).

• Only six programs in NCAA football history boast three-straight national championships, regardless of division. ASU became the first Division I program (FCS or FBS) to accomplish the feat in 61 years when it won its third-consecutive title in 2007.

### NCAA PROGRAMS WITH THREE-STRAIGHT NATIONAL CHAMPIONSHIPS

Team (Division)	Years
Minnesota (I*)	1934-36
Army (I*)	1944-46
Augustana (III)	1983-86
North Alabama (II)	1993-95
Mount Union (III)	1996-98; 2000-02
<b>Appalachian State (I-AA/FCS*)</b>	<b>2005-07</b>

• ASU had a string of 13-straight postseason victories from 2005-08, which is a record for consecutive Division I FCS/I-AA postseason wins in contiguous years. Youngstown State won a record 15-straight playoff games from 1993-99, but wasn't part of the postseason field in 1995, '96 and '98.

• Appalachian is the only school from the state of North Carolina to ever win an NCAA football national championship and the only public institution in the state of North Carolina to win a national title on any level of college football (private institutions Lenoir-Rhyne and Elon have won NAIA national championships).

### \* NCAA DIVISION I FOOTBALL — NEW NAMES, SAME GAME

Beginning with the 2006 postseason, NCAA Division I football began using new labels — Football Bowl Subdivision (formerly — Division I-A) and Football Championship Subdivision (FCS — formerly Division I-AA).

**SOCON**  
CHAMPIONS

1986

1987

1991

1995

1999

2005

2006

2007

2008

**NCAA**  
NATIONAL  
CHAMPIONS

2005

2006

2007

INDIVIDUAL PLAYOFFS RECORDS

RUSHING

**Attempts — Game**  
37 John Settle vs. Nicholls State (Nov. 29, 1986)

**Attempts — Career**  
244 Kevin Richardson (2005-07)

**Net Yards — Game**  
313 *Armanti Edwards vs. Richmond (Dec. 7, 2007)*

**Net Yards — Career**  
1,355 Kevin Richardson (2005-07)

**Touchdown Runs — Game**  
4 *Armanti Edwards vs. Richmond (Dec. 7, 2007)*  
Kevin Richardson vs. Massachusetts (Dec. 15, 2006)  
Kevin Richardson vs. Montana State (Dec. 2, 2006)  
Jimmy Watkins vs. William & Mary (Dec. 1, 2001)

**Touchdown Runs — Career**  
20 Kevin Richardson (2005-07)

**Longest Run**  
65 Daniel Wilcox vs. Florida A&M (Nov. 27, 1999)

PASSING

**Attempts — Game**  
49 Joe Burchette vs Montana (Dec. 9, 2000)

**Attempts — Career**  
225 *Armanti Edwards (2006-present)*

**Completions — Game**  
29 *Armanti Edwards vs. South Carolina State (Nov. 29, 2008)*

**Completions — Career**  
148 *Armanti Edwards (2006-present)*

**Had Intercepted — Game**  
5 *Armanti Edwards vs. Richmond (Dec. 6, 2008)*

**Had Intercepted — Career**  
9 *Armanti Edwards (2006-present)*

**Net Yards — Game**  
433 *Armanti Edwards vs. South Carolina State (Nov. 29, 2008)*

**Net Yards — Career**  
2,098 *Armanti Edwards (2006-present)*

**Touchdown Passes — Game**  
4 *Armanti Edwards vs. South Carolina State (Nov. 29, 2008)*

**Touchdown Passes — Career**  
17 *Armanti Edwards (2006-present)*

**Longest Pass**  
76 Todd Payton to Doug Beaty vs. Nicholls State (Nov. 29, 1986)

TOTAL OFFENSE

**Attempts — Game**  
60 *Armanti Edwards vs. South Carolina State (Nov. 29, 2008)*

**Attempts — Career**  
411 *Armanti Edwards (2006-present)*

**Net Yards — Game**  
495 *Armanti Edwards vs. Richmond (Dec. 7, 2007)*

**Net Yards — Career**  
3,277 *Armanti Edwards (2006-present)*

**Touchdown Responsibility — Game**  
7 *Armanti Edwards vs. Richmond (Dec. 7, 2007)*

**Touchdown Responsibility — Career**  
33 *Armanti Edwards (2006-present)*

RECEIVING

**Receptions — Game**  
11 Troy Albea vs. Montana (Dec. 9, 2000)

**Receptions — Career**  
29 Rashad Slade (1998-2000)

**Net Yards — Game**  
177 Troy Albea vs. Montana (Dec. 9, 2000)

**Net Yards — Career**  
476 Dexter Jackson (2005-07)

**Touchdown Receptions — Game**  
2 *Brian Quick vs. South Carolina State (Nov. 29, 2008)*  
Kevin Richardson vs. Delaware (Dec. 14, 2007)  
Nic Cardwell vs. Richmond (Dec. 7, 2007)  
Daniel Bettis vs. Lafayette (Nov. 26, 2005)  
Troy Douglas vs. Nicholls State (Nov. 29, 1986)

**Touchdown Receptions — Career**  
6 Dexter Jackson (2005-07)

SCORING

**Touchdowns — Game**  
4 *Armanti Edwards vs. Richmond (Dec. 7, 2007)*  
Kevin Richardson vs. Massachusetts (Dec. 15, 2006)  
Kevin Richardson vs. Montana State (Dec. 2, 2006)  
Jimmy Watkins vs. William & Mary (Dec. 1, 2001)

**Touchdowns — Career**  
23 Kevin Richardson (2005-07)

**Points — Game**  
24 *Armanti Edwards vs. Richmond (Dec. 7, 2007)*  
Kevin Richardson vs. Massachusetts (Dec. 15, 2006)  
Kevin Richardson vs. Montana State (Dec. 2, 2006)  
Jimmy Watkins vs. William & Mary (Dec. 1, 2001)

**Points — Career**  
138 Kevin Richardson (2005-07)

FIELD GOALS

**Attempts — Game**  
4 Bjorn Nittmo vs. Nicholls State (Nov. 29, 1986)

**Attempts — Career**  
9 Mark Wright (2000-02)  
Bjorn Nittmo (1986-87)

**Made — Game**  
3 Mark Wright vs. Montana (Dec. 9, 2000)

**Made — Career**  
9 Mark Wright (2000-02)

**Longest Field Goal**  
49 Chris Barden vs. Northwestern State (Dec. 5, 1998)

PUNTING

**Punts — Game**  
10 Allen Guinn vs. New Hampshire (Nov. 26, 1994)

**Punts — Career**  
32 Nate McKinney (2000-02)

**Yards — Game**  
354 Harold Alexander vs. Eastern Kentucky (Nov. 30, 1991)

**Yards — Career**  
1,358 Nate McKinney (2000-02)

**Average — Game**  
50.8 Nate McKinney vs. Georgia Southern (Dec. 8, 2001)

**Average — Career**  
43.2 Harold Alexander (1989, 1991-92)

**Longest Punt**  
60 Harold Alexander vs. Eastern Kentucky (Nov. 30, 1991)

KICKOFF RETURNS

**Attempts — Game**  
6 Daryl Skinner vs. Florida A&M (Nov. 27, 1999)

**Attempts — Career**  
17 *CoCo Hillary (2007-present)*

**Yards — Game**  
128 Daryl Skinner vs. Florida A&M (Nov. 27, 1999)

**Yards — Career**  
420 *CoCo Hillary (2007-08)*

**Longest Return**  
81 Daryl Skinner vs. Northwestern State (Dec. 5, 1998)

PUNT RETURNS

**Attempts — Game**  
4 DaVon Fowlkes vs. Maine (Nov. 30, 2002)  
Jose White vs. Western Kentucky (Dec. 2, 2000)

**Attempts — Career**  
24 Dexter Jackson (2005-07)

**Yards — Game**  
47 DaVon Fowlkes vs. William & Mary (Dec. 1, 2001)

**Yards — Career**  
150 Dexter Jackson (2005-07)

**Longest Return**  
34 DaVon Fowlkes vs. William & Mary (Dec. 1, 2001)

DEFENSE

**Tackles — Game**  
21 Sam Smalls vs. Maine (Nov. 30, 2002)

**Tackles — Career**  
83 Pierre Banks (2005-08)

**Tackles for Loss — Game**  
5.5 Marques Murrell vs. Northern Iowa (Dec. 16, 2005)

**Tackles for Loss — Career**  
16 Marques Murrell (2005-06)

**Sacks — Game**  
3.5 Omarr Byrom vs. Montana State (Dec. 2, 2006)

**Sacks — Career**  
9.5 Marques Murrell (2005-06)

**Fumble Recoveries — Game**  
2 Chip Miller vs. Boise State (Dec. 3, 1994)  
Orlester Glanton vs. Richmond (Nov. 28, 1987)

**Fumble Recoveries — Career**  
3 Chip Miller (1994)

**Forced Fumbles — Game**  
2 Marques Murrell vs. Northern Iowa (Dec. 16, 2005)  
Dexter Coakley vs. New Hampshire (Nov. 26, 1994)

**Forced Fumbles — Career**  
5 Marques Murrell (2005-06)

**Interceptions — Game**  
2 Matt Stevens vs. Boise State (Dec. 3, 1994)

**Interceptions — Career**  
6 Corey Lynch (2005-07)

**Longest Interception Return**  
78 Justin Wozeah vs. Southern Illinois (Dec. 3, 2005)

**Passes Broken Up — Game**  
5 *Pierre Banks vs. South Carolina State (Nov. 29, 2008)*

**Passes Broken Up — Career**  
18 Justin Wozeah (2005-07)

**Blocked Punts — Game**  
1 Dominique Wilson vs. Montana State, Dec. 2, 2006  
Quincy Bethea vs. Marshall, Dec. 12, 1987  
Mickey Ray vs. Nicholls State, Nov. 29, 1986



HEAD COACH  
JERRY  
MOORE

**SOCON**  
CHAMPIONS

1986

1987

1991

1995

1999

2005

2006

2007

2008

**NCAA**

NATIONAL  
CHAMPIONS

2005

2006

2007

INDIVIDUAL PLAYOFFS RECORDS

SINGLE-GAME

100-YARD RUSHING GAMES

Table listing 100-yard rushing games with columns for rank, yardage, player name, and game details.

200-YARD PASSING GAMES

Table listing 200-yard passing games with columns for rank, yards, player name, and game details.

100-YARD RECEIVING GAMES

Table listing 100-yard receiving games with columns for rank, yards, player name, and game details.

5-RECEPTION GAMES

Table listing 5-reception games with columns for rank, number of receptions, player name, and game details.

15-TACKLE GAMES

Table listing 15-tackle games with columns for rank, number of tackles, player name, and game details.

CAREER

Table showing career rushing statistics with columns for player name, games, attempts, yards, average, touchdowns, and longest gain.

Table showing career passing statistics with columns for player name, games, attempts, completions, interceptions, yards, and touchdowns.

Table showing career receiving statistics with columns for player name, games, number of receptions, yards, average, touchdowns, and longest gain.

Table showing career scoring statistics with columns for player name, games, touchdowns, passing touchdowns, field goals, and total points.

Table showing career punting statistics with columns for player name, games, number of punts, yards, average, and longest punt.

Table showing career kickoff return statistics with columns for player name, games, number of returns, yards, average, and longest return.

Table showing career punt return statistics with columns for player name, games, number of returns, yards, average, and longest return.

Table showing career tackle statistics with columns for player name, games, solo tackles, assists, total tackles, interceptions, and fumbles recovered.

\* NCAA Division I (FCS or FBS) record by a quarterback (regular season or postseason)
^ ASU single-game record (regular season or postseason)



- 1986
1987
1991
1995
1999
2005
2006
2007
2008
2005
2006
2007



TEAM PLAYOFFS RECORDS

TEAM RECORDS

FIRST DOWNS

Total (ASU) 30 vs. South Carolina State (Nov. 28, 2008)  
 (Opp.) 30 by Florida A&M (Nov. 27, 1999)

RUSHING

Attempts (ASU) 68 vs. James Madison (Nov. 25, 1995)  
 (Opp.) 76 by Georgia Southern (Dec. 8, 2001)  
 Net Yards (ASU) 435 vs. Richmond (Dec. 7, 2007)  
 (Opp.) 355 by Georgia Southern (Dec. 8, 2001)

PASSING

Attempts (ASU) 49 vs. Montana (Dec. 9, 2000)  
 (Opp.) 48 by Delaware (Dec. 14, 2007)  
 48 by Tennessee State (Nov. 28, 1998)  
 Completions (ASU) 29 vs. South Carolina State (Nov. 29, 2008)  
 (Opp.) 33 by Florida A&M (Nov. 27, 1999)  
 Had Intercepted (ASU) 5 vs. Richmond (Dec. 6, 2008)  
 (Opp.) 4 by Boise State (Dec. 3, 1994)  
 Net Yards (ASU) 433 vs. South Carolina State (Nov. 29, 2008)  
 (Opp.) 392 by Tennessee State (Nov. 28, 1998)

TOTAL OFFENSE

Attempts (ASU) 89 vs. Troy State (Nov. 25, 2000)  
 (Opp.) 92 by Lafayette (Nov. 26, 2005)  
 Net Yards (ASU) 617 vs. Richmond (Dec. 7, 2007)  
 (Opp.) 523 by Tennessee State (Nov. 28, 1998)  
 Play Average (ASU) 8.8 vs. Richmond (Dec. 7, 2007)  
 (Opp.) 8.2 by James Madison (Nov. 25, 1995)

PENALTIES

Total (ASU) 10 vs. William & Mary (Dec. 1, 2001)  
 (Opp.) 12 by James Madison (Nov. 25, 1995)  
 Yards (ASU) 116 vs. Montana State (Dec. 2, 2006)  
 (Opp.) 110 by Marshall (Dec. 12, 1987)

FUMBLES

Total (ASU) 6 vs. Lafayette (Nov. 26, 2005)  
 (Opp.) 6 by Boise State (Dec. 3, 1994)  
 Lost (ASU) 3 vs. Middle Tennessee State (Nov. 25, 1989)  
 3 vs. Southern Illinois (Dec. 3, 2005)  
 3 vs. Furman (Dec. 10, 2005)  
 (Opp.) 3 by Richmond (Nov. 28, 1987)  
 3 by Boise State (Dec. 3, 1994)  
 3 by Troy State (Nov. 25, 2000)

PUNTING

Punts (ASU) 10 vs. New Hampshire (Nov. 26, 1994)  
 (Opp.) 9 by Northern Iowa (Dec. 16, 2005)  
 Average (ASU) 50.8 vs. Georgia Southern (Dec. 8, 2001)  
 (Opp.) 46.8 by William & Mary (Dec. 1, 2001)

THIRD-DOWN CONVERSIONS

Attempted (ASU) 21 vs. Montana (Dec. 9, 2000)  
 21 vs. Northwestern State (Dec. 5, 1998)  
 (Opp.) 22 by Middle Tennessee State (Nov. 28, 1992)  
 Converted (ASU) 9 vs. Western Kentucky (Dec. 2, 2000)  
 9 vs. Troy State (Nov. 25, 2000)  
 9 vs. Nicholls State (Nov. 29, 1986)  
 9 vs. Northwestern State (Dec. 5, 1998)  
 (Opp.) 11 by James Madison (Nov. 24, 2007)

TIME OF POSSESSION

Total (ASU) 39:02 vs. James Madison (Nov. 25, 1995)  
 (Opp.) 40:27, by James Madison (Nov. 24, 2007)

SCORING

Touchdowns (ASU) 8 vs. Richmond (Dec. 7, 2007)  
 (Opp.) 6, by Florida A&M (Nov. 27, 1999)  
 Points (ASU) 55 vs. Richmond (Dec. 7, 2007)  
 (Opp.) 44, by Florida A&M (Nov. 27, 1999)

OPPONENTS' SINGLE-GAME BESTS

RUSHING

Attempts: 34 Ron Darby Marshall (Dec. 12, 1987)  
 Net Yards: 185 Markus Thomas Eastern Kentucky (Nov. 30, 1991)  
 Touchdown Runs: 3 Josh Vaughan Richmond (Dec. 6, 2008)  
 JaJuan Seider Florida A&M (Nov. 27, 1999)  
 Longest Run: 72 Markus Thomas Eastern Kentucky (Nov. 30, 1991)

PASSING

Attempts: 48 Joe Flacco Delaware (Dec. 14, 2007)  
 Completions: 33 JaJuan Seider Florida A&M (Nov. 27, 1999)  
 Had Intercepted: 4 Tony Hilde Boise State (Dec. 3, 1994)  
 Net Yards: 351 Tyler Thigpen Coastal Carolina (Nov. 25, 2006)  
 Touchdown Passes: 3 Eric Ward Richmond (Dec. 7, 2007)  
 Tyler Thigpen Coastal Carolina (Nov. 25, 2006)  
 Brock Nutter Troy State (Nov. 25, 2000)  
 JaJuan Seider Florida A&M (Nov. 27, 1999)  
 Mike Cawley James Madison (Nov. 25, 1995)  
 Longest Pass: 82 M. Cawley to J. Jones James Madison (Nov. 25, 1995)

TOTAL OFFENSE

Attempts: 73 JaJuan Seider Florida A&M (Nov. 27, 1999)  
 Net Yards: 394 JaJuan Seider Florida A&M (Nov. 27, 1999)  
 TD Responsibility: 6 JaJuan Seider Florida A&M (Nov. 27, 1999)

RECEIVING

Receptions: 10 Demetris Bendross Florida A&M (Nov. 27, 1999)  
 Cainon Lamb Florida A&M (Nov. 27, 1999)  
 Net Yards: 142 Mark Carrier Nicholls State (Nov. 29, 1986)  
 TD Receptions: 2 Octavius Darby South Carolina St. (Nov. 29, 2008)  
 Kevin Grayson Richmond (Dec. 7, 2007)  
 Jerome Simpson Coastal Carolina (Nov. 25, 2006)  
 Cainon Lamb Florida A&M (Nov. 27, 1999)  
 Eric Granger Northwestern State (Dec. 5, 1998)  
 Ryan Ikebe Boise State (Dec. 3, 1994)

SCORING

Touchdowns: 3 Josh Vaughan Richmond (Dec. 6, 2008)  
 JaJuan Seider Florida A&M (Nov. 27, 1999)  
 Points: 18 Josh Vaughan Richmond (Dec. 6, 2008)  
 JaJuan Seider Florida A&M (Nov. 27, 1999)

FIELD GOALS

Attempts: 3 Andrew Howard Richmond (Dec. 6, 2008)  
 Brian Wingert Northern Iowa (Dec. 16, 2005)  
 Rick Ziska Lafayette (Nov. 26, 2005)  
 Made: 3 Brian Wingert Northern Iowa (Dec. 16, 2005)  
 Rick Ziska Lafayette (Nov. 26, 2005)  
 Longest Field Goal: 50 Brian Wingert Northern Iowa (Dec. 16, 2005)

PUNTING

Punts: 9 Adam Kos Northern Iowa (Dec. 16, 2005)  
 Yards: 341 Adam Kos Northern Iowa (Dec. 16, 2005)  
 Average: 48.5 Shawn Grigsby Northwestern State (Dec. 5, 1998)  
 Longest Punt: 73 Chuck Levine New Hampshire (Nov. 26, 1994)

KICKOFF RETURNS

Attempts: 8 Justin Rogers Richmond (Dec. 7, 2007)  
 Yards: 217 Justin Rogers Richmond (Dec. 7, 2007)  
 Longest Return: 93 Craig Turner Southern Illinois (Dec. 3, 2005)

PUNT RETURNS

Attempts: 7 T.J. Oelkers Montana (Dec. 9, 2000)  
 Yards: 104 Heyward Skipper Troy State (Nov. 25, 2000)  
 Longest Return: 81 Heyward Skipper Troy State (Nov. 25, 2000)



SR. QB ARMANTI EDWARDS

SOCON CHAMPIONS 1986

1987

1991

1995

1999

2005

2006

2007

2008

NCAA NATIONAL CHAMPIONS 2005

2006

2007

PLAYOFFS BOX SCORES

1986 FIRST ROUND

NOV. 29

KIDD BREWER STADIUM (BOONE, N.C.) • ATTEN: 6,250

Box score table for 1986 First Round game between Nicholls State and Appalachian.

SCORING SUMMARY ASU-NSU
1Q 10:46 ASU B. Nittmo 25 FG
12:19 NSU D. Hudson 1 run
11:58 ASU B. Nittmo 25 FG
11:00 ASU T. Douglas 37 pass from T. Payton

TEAM STATISTICS ASU NSU
First Downs 23 21
Total Offense 544 435
Rushes—Net Yards 52-250 41-164



1987 FIRST ROUND

NOV. 28

KIDD BREWER STADIUM (BOONE, N.C.) • ATTEN: 4,138

Box score table for 1987 First Round game between Richmond and Appalachian.

SCORING SUMMARY ASU-UR
1Q 8:31 ASU B. Nittmo 32 FG
1:59 UR R. Courter 41 FG
2Q 8:45 ASU T. Sanders 5 run

TEAM STATISTICS ASU UR
First Downs 11 15
Total Offense 193 262
Rushes—Net Yards 45-135 45-88



1987 QUARTERFINALS

DEC. 5

KIDD BREWER STADIUM (BOONE, N.C.) • ATTEN: 9,229

Box score table for 1987 Quarterfinals game between Georgia Southern and Appalachian.

SCORING SUMMARY ASU-GSU
1Q 5:47 ASU R. Melchor 13 run
2Q 7:55 ASU R. Melchor 4 run

TEAM STATISTICS ASU GSU
First Downs 18 20
Total Offense 328 261
Rushes—Net Yards 52-270 56-200



1987 SEMIFINALS

DEC. 12

KIDD BREWER STADIUM (BOONE, N.C.) • ATTEN: 14,621

Box score table for 1987 Semifinals game between Marshall and Appalachian.

SCORING SUMMARY ASU-GSU
1Q 8:11 ASU B. Nittmo 32 FG
10:08 MU M. Barber 4 pass from T. Petersen

TEAM STATISTICS ASU MU
First Downs 9 21
Total Offense 149 399
Rushes—Net Yards 29-30 42-140

INDIVIDUAL STATISTICS
Rushing—MU: R. Darby 34-138, J. Hazard 4-10, B. Hammond 1-0, T. Petersen 3-8



1989 FIRST ROUND

NOV. 25

FLOYD STADIUM (MURFREESBORO, TENN.) • ATTEN: 5,000

Box score table for 1989 First Round game between Appalachian and Middle Tenn. St.

SCORING SUMMARY ASU-MTSU
1Q 2:20 MTSU J. Campbell 36 run
2Q 7:03 ASU D.J. Campbell 1 run

TEAM STATISTICS ASU MTSU
First Downs 21 17
Total Offense 349 294
Rushes—Net Yards 59-335 32-97

INDIVIDUAL STATISTICS
Rushing—ASU: R. Melchor 25-208, K. Hart 21-104, D.J. Campbell 13-23



SOCON CHAMPIONS

- 1986
1987
1991
1995
1999
2005
2006
2007
2008
2005
2006
2007

NCAA NATIONAL CHAMPIONS



John Settle rushed for 236 yards in Appalachian's first-ever NCAA Division I-AA (now Div. I FCS) playoff contest, a 28-26 loss to Nicholls State on Nov. 29, 1986.



1991 FIRST ROUND

ROY KIDD STADIUM (RICHMOND, KY.) • ATTEN: 2,750

Scoreboard for 1991 game: Appalachian 3, Kentucky 0.

SCORING SUMMARY

1Q 8:34 ASU J. Millson 22 FG... 13:01 EKU M. Thomas 72 run... 7:59 EKU T. Lester 15 run...



PLAYOFFS BOX SCORES

NOV. 25

1994 QUARTERFINALS

DEC. 3

BRONCO STADIUM (BOISE, IDAHO) • ATTEN: 15,302

Scoreboard for 1994 game: Appalachian 0, Boise State 14.

SCORING SUMMARY

2Q 13:16 BSU R. Ikebe 61 pass from T. Hilde... 10:50 BSU G. Erickson 45 FG... 1:27 BSU R. Ikebe 64 pass from T. Hilde...



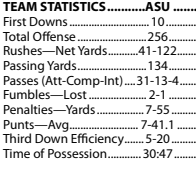
1992 FIRST ROUND

FLOYD STADIUM (MURFREESBORO, TENN.) • ATTEN: 4,000

Scoreboard for 1992 game: Appalachian 0, Middle Tenn. St. 14.

SCORING SUMMARY

1Q 14:32 MTSU W. Crowder 15 run... 5:09 MTSU B. Lyons 14 run... 13:09 MTSU B. Lyons 2 run...



NOV. 28

1995 FIRST ROUND

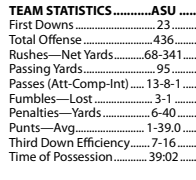
NOV. 25

KIDD BREWER STADIUM (BOONE, N.C.) • ATTEN: 9,467

Scoreboard for 1995 game: James Madison 7, Appalachian 10.

SCORING SUMMARY

1Q 9:09 ASU J. Sutton 24 FG... 6:23 JMU E. Perry 31 pass from M. Cawley... 2:32 ASU D. Scott 31 run...




1994 FIRST ROUND

COWELL STADIUM (DURHAM, N.H.) • ATTEN: 7,329


Scoreboard for 1994 game: Appalachian 0, New Hampshire 10.

SCORING SUMMARY

1Q 4:11 UNH J. Curry 31 FG... 0:00 UNH M. Allan 16 pass from J. Stayer... 7:25 ASU S. Satterfield 1 run...



NOV. 26



Scott Satterfield and the Apps ran the football 68 times for 341 yards and held possession of the pigskin for 39:02 in a 1995 first-round win over JMU.

SR. LB JACQUE ROMAN

SOCON CHAMPIONS

- 1986
1987
1991
1995
1999
2005
2006
2007
2008
2005
2006
2007

NCAA NATIONAL CHAMPIONS

1995 QUARTERFINALS

DEC. 2

KIDD BREWER STADIUM (BOONE, N.C.) • ATTEN: 8,941

Scoreboard for 1995 Quarterfinals: No. 5 Stephen F. Austin vs No. 4 Appalachian.

SCORING SUMMARY and TEAM STATISTICS for the 1995 Quarterfinals game.

INDIVIDUAL STATISTICS for the 1995 Quarterfinals game, including rushing, passing, and defensive stats.



1998 FIRST ROUND

NOV. 28

KIDD BREWER STADIUM (BOONE, N.C.) • ATTEN: 3,885

Scoreboard for 1998 First Round: No. 10 Tennessee State vs No. 7 Appalachian.

SCORING SUMMARY and TEAM STATISTICS for the 1998 First Round game.

INDIVIDUAL STATISTICS for the 1998 First Round game.



1998 QUARTERFINALS

DEC. 5

TURPIN STADIUM (NATCHITOCHES, LA.) • ATTEN: 10,817

Scoreboard for 1998 Quarterfinals: No. 7 Appalachian vs No. 2 Northwestern St.

SCORING SUMMARY and TEAM STATISTICS for the 1998 Quarterfinals game.

INDIVIDUAL STATISTICS for the 1998 Quarterfinals game.



PLAYOFFS BOX SCORES

NOV. 27

KIDD BREWER STADIUM (BOONE, N.C.) • ATTEN: 6,837

Scoreboard for 1999 First Round: No. 13 Florida A&M vs No. 4 Appalachian.

SCORING SUMMARY and TEAM STATISTICS for the 1999 First Round game.

INDIVIDUAL STATISTICS for the 1999 First Round game.



2000 FIRST ROUND

NOV. 25

MEMORIAL STADIUM (TROY, ALA.) • ATTEN: 4,916

Scoreboard for 2000 First Round: No. 13 Appalachian vs No. 4 Troy State.

SCORING SUMMARY and TEAM STATISTICS for the 2000 First Round game.

INDIVIDUAL STATISTICS for the 2000 First Round game.



SOCON CHAMPIONS 1986 1987 1991 1995 1999 2005 2006 2007 2008 2005 2006 2007



David Reaves threw for 590 yards, two touchdowns and no interceptions in two games during the 1998 playoffs.



PLAYOFFS BOX SCORES

2000 QUARTERFINALS

DEC. 2

L.T. SMITH STADIUM (BOWLING GREEN, KY.) • ATTEN: 5,100

NO. 13	APPALACHIAN	7	3	0	7	17
NO. 5	W. KENTUCKY	0	14	0	0	14

SCORING SUMMARY ASU-WKU

1Q	7:17	ASU	J. Hoover 43 run (M. Wright kick)	7-0
2Q	12:22	WKU	J. Reeves 28 pass from J. Johnson (Martinez kick)	7-7
	6:50	ASU	M. Wright 24 FG	10-7
	0:47	WKU	J. Johnson 10 run (Martinez kick)	10-14
4Q	11:57	ASU	J. Hoover 3 run (M. Wright kick)	17-14

TEAM STATISTICS ASU WFA SFA  
 First Downs.....16.....23  
 Total Offense.....272.....436  
 Rushes—Net Yards.....34-72.....52-267  
 Passing Yards.....200.....169  
 Passes (Att-Comp-Int).....33-21-1.....15-11-1  
 Fumbles—Lost.....3-1.....2-2  
 Penalties—Yards.....2-10.....4-25  
 Punts—Avg.....6-42.7.....3-38.3  
 Third Down Efficiency.....5-12.....1-6  
 Time of Possession.....29:58.....30:02

INDIVIDUAL STATISTICS

**Rushing—ASU:** J. Beard 21-104, J. Hoover 8-69, J. Watkins 8-39, D. Jeremiah 5-20, J. Burchette 7-2, T. Albea 2-(-1), WKU: J. Johnson 21-99, K. Brooks 2-13, K. Crisp 3-10, D. Gallishaw 5-9, C. Hamilton 4-6, D. Pimpleton 1-0, B. Baker 1-0.  
**Passing—ASU:** J. Burchette 19-10-0, 79 yds; D. Jeremiah 5-3-0, 33 yds. WKU: J. Johnson 15-9-0, 121 yds., D. Pimpleton 1-1-0 yds.  
**Receiving—ASU:** R. Slade 4-40, T. Albea 4-33, J. Pryor 2-17, D. Wilcox 1-9, J. White 1-8, J. Hoover 1-5. WKU: J. Reeves 4-88, S. Hayes 2-23, A. Ogletree 2-15, J. Frazier 2-4.  
**Interceptions—ASU:** None. WKU: None.  
**ASU Defensive Stats—Tackles:** J. Best 6-5-11, J. Seaverns 3-6-9, R. Watson 4-2-6, W. Hunter 3-3-6, J. Jeffries 4-1-5, J. Freeman 4-1-5, C. Hall 4-1-5, P. Daye 4-0-4, J. Sowell 3-1-4, D. Martin 3-0-3, R. Awolowo 3-0-3, S. Cornatzer 1-0-1, S. Smalls 1-0-1, D. Traylor 1-0-1, E. Rockhold 1-0-1, S. Kitchens 0-1-1.  
**Forced Fumbles:** C. Hall, J. Sowell. **Fumble Recoveries:** J. Jeffries 1-0. **Tackles For Loss:** J. Jeffries 2-14, D. Martin 1-5, W. Hunter 1-5, J. Seaverns 1-2, S. Smalls 1-2, J. Best 1-1, J. Freeman 1-1. **Sacks:** J. Jeffries 2-14, S. Smalls 1-2, J. Freeman 1-1. **PBUs:** C. Hall 2, D. Martin.



2000 SEMIFINALS

DEC. 9

WASHINGTON-GRIZZLY STADIUM (MISSOULA, MONT.) • ATTEN: 17,401

NO. 13	APPALACHIAN	0	0	3	10	3	16
NO. 1	MONTANA	3	3	0	7	6	19

SCORING SUMMARY ASU-UM

1Q	6:44	UM	C. Snyder 20 FG	0-3
2Q	3:12	UM	C. Snyder 22 FG	0-6
3Q	7:11	ASU	M. Wright 18 FG	3-6
4Q	10:49	UM	Y. Humphrey 2 run (Snyder kick)	3-13
	8:28	ASU	T. Albea 40 pass from J. Burchette (Wright kick)	10-13
	0:00	ASU	M. Wright 27 FG	13-13
OT		ASU	M. Wright 36 FG	16-13
		UM	J. Farris 15 pass from D. Miller	16-19

TEAM STATISTICS ASU UM

First Downs.....17.....21  
 Total Offense.....346.....414  
 Rushes—Net Yards.....29-28.....38-143  
 Passing Yards.....318.....271  
 Passes (Att-Comp-Int).....49-23-1.....45-22-2  
 Fumbles—Lost.....0-0.....0-0  
 Penalties—Yards.....5-44.....6-49  
 Punts—Avg.....7-41.4.....5-32.8  
 Third Down Efficiency.....8-21.....8-17  
 Time of Possession.....27:32.....32:28

INDIVIDUAL STATISTICS

**Rushing—ASU:** J. Beard 15-33, J. Watkins 5-6, J. Hoover 1-0, J. Burchette 8-(-11), UM: Y. Humphrey 25-72, B. Drinkwater 10-66, J. Edwards 2-11, D. Miller 1-(-6).  
**Passing—ASU:** J. Burchette 49-23-1, 318 yds. UM: D. Miller 35-22-2, 271 yds.  
**Receiving—ASU:** T. Albea 11-177, S. Hayward 4-48, R. Slade 4-40, D. Wilcox 2-24, J. Watkins 1-20, J. White 1-9. UM: T. Hancock 8-61, J. Farris 7-110, T. Oelkers 2-67, E. Molden 2-12, S. Frederic 1-13, B. Drinkwater 1-8, Y. Humphrey 1-0.  
**Interceptions—ASU:** D. Martin 1-2, R. Awolowo 1-0. UM: C. Coleman 1-3.  
**ASU Defensive Stats—Tackles:** S. Kitchens 9-3-12, J. Seaverns 7-5-12, W. Hunter 5-2-8, R. Watson 2-4-6, R. Awolowo 4-1-5, J. Freeman 3-2-5, J. Sowell 1-4-5, D. Martin 3-1-4, C. Hall 3-1-4, J. Best 3-0-3, J. Mannino 1-2-3, R. Washington 2-0-2, S. Cornatzer 2-0-2, K. Stovall 1-0-1, S. Smalls 1-0-1, J. Jeffries 0-1-1. **Forced Fumbles:** None. **Fumble Recoveries:** None. **Tackles For Loss:** R. Watson 2-7, J. Freeman 2-3, W. Hunter 1-5, S. Kitchens 1-1, D. Martin 1-1. **Sacks:** R. Watson 1-6. **PBUs:** R. Awolowo 2, D. Martin 2, C. Hall 2, J. Freeman.

2001 FIRST ROUND

DEC. 1

KIDD BREWER STADIUM (BOONE, N.C.) • ATTEN: 5,279

WILLIAM & MARY	7	10	14	6	27
APPALACHIAN	10	17	7	6	40

SCORING SUMMARY ASU-W&M

1Q	13:56	WM	B. Parker 24 interception return (M. Nagelin kick)	7-0
	9:04	ASU	J. Watkins 5 run (M. Wright kick)	7-7
	5:19	ASU	M. Wright 26 FG	10-7
2Q	9:23	ASU	J. Watkins 38 run (M. Wright kick)	17-7
	2:57	ASU	J. Watkins 1 run (M. Wright kick)	24-7
	0:07	ASU	M. Wright 45 FG	27-7
3Q	8:41	ASU	J. Watkins 1 run (M. Wright kick)	34-7
	7:10	WM	R. Musinski 75 pass from D. Corley (M. Nagelin kick)	34-14
	2:44	WM	M. Howard 13 pass from D. Corley (M. Nagelin kick)	34-21
4Q	8:47	ASU	J. Burchette 6 run (J. Watkins rush failed)	40-21
	6:01	WM	J. Smith 1 run (D. Corley pass failed)	40-27

TEAM STATISTICS WM ASU

First Downs.....16.....22  
 Total Offense.....316.....392  
 Rushes—Net Yards.....36-92.....62-353  
 Passing Yards.....224.....239  
 Passes (Att-Comp-Int).....28-12-1.....20-5-3  
 Fumbles—Lost.....3-3.....1-0  
 Penalties—Yards.....3-5.....10-61  
 Punts—Avg.....4-46.8.....3-44.7  
 Third Down Efficiency.....7-14.....7-18  
 Possession Time.....24:28.....35:32

INDIVIDUAL STATISTICS

**Rushing—W&M:** J. Smith 9-39, K. Lonergan 8-22, D. Corley 15-20, N. Rogers 2-10, M. Nagelin 1-1, Team 1-0. **ASU:** J. Watkins 35-216, J. Burchette 11-64, J. White 8-26, A. Layton 2-24, J. Beard 3-13, D. Fowlkes 1-7, A. Dobbins 2-3.  
**Passing—W&M:** D. Corley 28-12-1, 224 yds. ASU: J. Burchette 18-5-3, 39 yds. Team 2-0-0, 0 yds.  
**Receiving—W&M:** R. Musinski 5-151, C. Barnes 2-34, M. Howard 2-22, J. Smith 2-6, D. Thompson 1-11. ASU: A. Layton 1-22, J. White 1-11, S. Hayward 1-5, D. Fowlkes 1-1, J. Watkins 1-0.  
**Interceptions—W&M:** B. Parker 1-24, M. Bobo 1-(-1), R. Thomas 1-(-1), ASU: S. Kitchens 1-10.  
**Appalachian Defensive Stats—Tackles:** W. Hunter 7-3-10, J. Seaverns 8-1-9, J. Lyles 5-2-7, J. Mannino 6-0-6, R. Watson 5-1-6, J. Jeffries 5-1-6, S. Kitchens 5-0-5, N. Rogers 4-1-5, S. Smalls 4-1-5, K. Stovall 4-0-4, J. Blalock 2-0-2, M. Quattlebaum 1-1-2, L. Moore 1-1-2, D. Martin 1-0, B. Mower 1-0-1, J. Hunter 1-0-1, A. Layton 1-0-1, S. Cornatzer 1-0-1, E. Kelly 1-0-1, T. Herron 1-0-1, R. Washington 0-1. **Forced Fumbles:** J. Jeffries, L. Moore, S. Smalls. **Fumble Recoveries:** J. Jeffries 1-0, L. Moore 1-0, S. Smalls 1-0. **Tackles For Loss:** J. Jeffries 2-8, R. Watson 1-6, K. Stovall 1-3, L. Moore 1-3, J. Seaverns 1-0. **Sacks:** J. Jeffries 2-8, R. Watson 1-6, K. Stovall 1-3, L. Moore 1-3. **PBUs:** S. Kitchens 2, J. Lyles 2, D. Martin 2, S. Smalls 2.



2008 IN REVIEW

RECORD BOOK

ASU IN THE POSTSEASON

HISTORY & TRADITIONS

APPALACHIAN STATE UNIVERSITY

2001 QUARTERFINALS

DEC. 8

PAULSON STADIUM (STATESBORO, GA.) • ATTEN: 9,352

APPALACHIAN	3	0	0	21	24
GA. SOUTHERN	0	10	14	14	38

SCORING SUMMARY ASU-GSU

1Q	10:10	ASU	M. Wright 41 FG	3-0
2Q	9:02	GSU	S. Shelton 22 FG	3-3
	3:32	GSU	A. Williams 38 punt return (S. Shelton kick)	3-10
	8:50	GSU	H. Ford 2 run (S. Shelton kick)	3-17
3Q	4:07	GSU	J. Revere 4 run (S. Shelton kick)	3-24
4Q	12:53	ASU	A. Layton 0 fumble recovery (M. Wright kick)	10-24
	9:21	GSU	A. Peterson 11 run (S. Shelton kick)	10-31
	5:43	ASU	D. Martin 69 fumble recovery (M. Wright kick)	17-31
	2:28	GSU	J. Revere 5 run (S. Shelton kick)	17-38
	2:04	ASU	D. Fowlkes 66 pass from J. Burchette (M. Wright kick)	24-38

TEAM STATISTICS ASU GSU

First Downs.....13.....25  
 Total Offense.....258.....427  
 Rushes—Net Yards.....26-65.....76-355  
 Passing Yards.....193.....72  
 Passes (Att-Comp-Int).....27-13-1.....7-2-0  
 Fumbles—Lost.....3-2.....3-1  
 Penalties—Yards.....4-31.....5-54  
 Punts—Avg.....4-50.8.....3-40.3  
 Third Down Efficiency.....5-12.....8-16  
 Possession Time.....21:17.....38:43

INDIVIDUAL STATISTICS

**Rushing—ASU:** J. Watkins 16-51, J. Burchette 7-12, J. Beard 3-2. GSU: A. Peterson 23-115, H. Ford 14-98, J. Revere 30-84, Z. Walden 3-31, M. Myers 2-24, T. Anderson 1-9, E. Coley 1-(-2), Team 2-(-4).  
**Passing—ASU:** J. Burchette 27-13-1, 193 yds. GSU: J. Revere 7-2-0, 72 yds.  
**Receiving—ASU:** A. Layton 5-63, D. Fowlkes 3-88, S. Hayward 2-23, J. Little 1-12, J. Watkins 1-6, J. Burchette 1-1. GSU: Z. Walden 2-72.  
**Interceptions—ASU:** None. GSU: M. Youngblood 1-31.  
**ASU Defensive Stats—Tackles:** J. Seaverns 18-1-19, K. Stovall 7-2-9, W. Hunter 7-0-7, R. Watson 6-0-6, N. Rogers 6-0-6, S. Smalls 4-1-5, J. Jeffries 4-1-5, J. Mannino 3-1-4, D. Martin 3-0-3, J. Lyles 2-0-2, R. Washington 2-0-2, R. Awolowo 2-0-2, A. Layton 1-1-2, J. Chasteen 1-0-1, T. Herron 1-0-1, L. Moore 1-0-1, B. Mower 0-1-1. **Forced Fumbles:** J. Jeffries 1. **Fumble Recoveries:** D. Martin 1-69. **Tackles For Loss:** R. Watson 2-8, J. Jeffries 1-8, D. Martin 1-3, R. Awolowo 1-2, W. Hunter 1-2, K. Stovall 1-1. **Sacks:** J. Jeffries 1-8. **PBUs:** None.



2002 FIRST ROUND

NOV. 30

KIDD BREWER STADIUM (BOONE, N.C.) • ATTEN: 4,311

MAINE	0	0	7	7	14
APPALACHIAN	0	0	10	3	13

SCORING SUMMARY ASU-UM


3Q	12:33	ASU	J. Burchette 1 run (M. Wright kick)	7-0
	5:36	ASU	M. Wright 19 FG	10-0
	1:31	UM	R. Waller 27 pass from J. Meczywor (M. Mellow kick)	10-7
4Q	14:47	ASU	M. Wright 47 FG	13-7
	9:41	UM	M. Williams 41 run (M. Mellow kick)	13-14

TEAM STATISTICS UM ASU

First Downs.....16.....16  
 Total Offense.....292.....251  
 Rushes—Net Yards.....44-206.....42-178  
 Passing Yards.....86.....75  
 Passes (Att-Comp-Int).....15-7-0.....17-9-1  
 Fumbles—Lost.....1-0.....1-0  
 Penalties—Yards.....7-67.....3-15  
 Punts—Avg.....6-45.2.....4-45.0  
 Third Down Efficiency.....8-16.....1-12  
 Possession Time.....32:03.....27:57

INDIVIDUAL STATISTICS

**Rushing—UM:** M. Williams 29-157, J. Meczywor 12-38, O. Momah 2-9, J. Gelsomino 1-2. ASU: J. Beard 18-119, S. Jackson 6-69, C. Thomas 4-13, J. Hoover 3-3, J. Burchette 10-(-9), R. Williams 1-(-17).  
**Passing—UM:** J. Meczywor 15-7-0, 86 yds. ASU: J. Burchette 17-9-1, 73 yds.  
**Receiving—UM:** C. Pereira 3-38, R. Waller 1-27, K. McMahon 1-13, J. Gelsomino 1-4, D. Fusco 1-4. ASU: D. Fowlkes 3-19, A. Layton 2-3, J. Hoover 1-12, J. Little 1-14, J. White 1-11, S. Hayward 1-5.  
**Interceptions: UM:** J. Quezada 1-0. ASU: None.  
**ASU Defensive Stats—Tackles:** S. Smalls 3-18-21, J. Carter 2-9-11, N. Rogers 1-10-11, S. Cornatzer 2-6-8, J. Mannino 1-7-8, L. Moore 0-6-0, D. Black 2-3-5, K. Stovall 1-4-5, S. Kitchens 1-4-5, J. Jeffries 0-4-4, A. Layton 1-2-3, J. Hunter 1-0-1, J. Hoover 1-0-1, S. Adams 0-1-1, S. Hayward 0-1-1. **Forced Fumbles:** J. Carter. **Fumble Recoveries:** None. **Tackles For Loss:** K. Stovall 2-16, J. Jeffries 1-3, J. Carter 1-1, L. Moore 1-1, N. Rogers 1-0. **Sacks:** K. Stovall 1-5-16, J. Jeffries 0-5-3. **PBUs:** D. Black 2, J. Mannino 1, S. Smalls 1, K. Stovall 1.



Joey Hoover scored both ASU touchdowns in a 17-14 win over WKU in 2000, which sent the Mountaineers to the national semifinals for the second time.



JR. DB MARK LEGREE

SOCON CHAMPIONS 1986

1987

1991

1995

1999

2005

2006

2007

2008

NCAA NATIONAL CHAMPIONS 2005

2006

2007

PLAYOFFS BOX SCORES

2005 FIRST ROUND

NOV. 26

KIDD BREWER STADIUM (BOONE, N.C.) • ATTEN: 6,327

Table with columns: LAFAYETTE, APPALACHIAN, and scores (0, 17, 3, 3, 23).

SCORING SUMMARY

Table listing game events with times and scores, such as '1Q 7:38 ASU J. Rauch 39 field goal'.

TEAM STATISTICS

Table comparing ASU and LU statistics: First Downs, Total Offense, Rushes, etc.

INDIVIDUAL STATISTICS

Rushing—LU: J. Hurt 25-115, P. Davis 19-21, D. Nelson 3-20, B. Stanford 1-15, A. D'Urso 2-8, Team 1-(-7) ASU: K. Richardson 24-171, R. Williams 11-32, T. Hennessee 4-20, T.J. Courman 1-2, Team 1-(-1) Passing—LU: P. Davis 40-24-2, 259 yds; J. Hurt 1-0-0, 0 yds. ASU: R. Williams 17-10-0, 151 yds. Receiving—LU: B. Stanford 5-48, J. Hurt 5-26, S. Adair 4-49, C. Walker 4-42, A. Fisher 3-58, D. Nelson 2-26, B. Hall 1-10 ASU: D. Bettis 3-54, D. Jackson 2-42, K. Richardson 2-20, B. Turner 1-23, Z. Johnson 1-8, W. Mayfield 1-4 Interceptions—LU: None. ASU: J. Woazeah 1-20, Z. Kelly 1-0. ASU Defensive Stats—Tackles: Z. Kelly 8-4-12, J. Wiggins 6-6-12, O. Byrom 8-1-9, B. West 5-3-8, C. Lynch 5-3-8, J. Hunter 5-2-7, M. Smith 2-5-7, M. Murrell 4-2-6, J. Woazeah 1-5-6, T. Howard 3-0-3, J. Touchstone 1-2-3, J. Suiter 0-3-3, P. Banks 1-1-2, D. Orlebar 1-1-2, C. Speer 0-2-2, J. Rauch 1-0-1, S. Breitenstein 1-0-1, C. Laws 0-1-1, B. Riddle 0-1-1, A. Orlebar 0-1-1, W. Mayfield 0-1-1. Forced Fumbles: O. Byrom, B. West, M. Murrell. Fumble Recoveries: M. Murrell 1-(-4), J. Woazeah 1-0. Tackles for Loss: M. Murrell 2.5-9, J. Hunter 2-6, Z. Kelly 1-12, O. Byrom 1-10, J. Touchstone 1-2, J. Wiggins 1-1, J. Suiter 0.5-0 Sacks: Z. Kelly 1-12, O. Byrom 1-10, J. Hunter 1-5, M. Murrell 1-5. PBUs: M. Smith 3, C. Lynch 2, J. Wiggins, Z. Kelly.



2005 QUARTERFINALS

DEC. 3

KIDD BREWER STADIUM (BOONE, N.C.) • ATTEN: 11,108

Table with columns: SOUTHERN ILLINOIS, APPALACHIAN, and scores (0, 3, 7, 14, 24).

SCORING SUMMARY

Table listing game events with times and scores, such as '1Q 11:32 ASU J. Rauch 32 field goal'.

TEAM STATISTICS

Table comparing SIU and ASU statistics: First Downs, Total Offense, Rushes, etc.

INDIVIDUAL STATISTICS

Rushing—SIU: A. Whitlock 20-95, A. Jackson 6-12, Q. Payne 1-11, J. Sambursky 13-7, Team 1-(-3), R. Thomas 1-(-5) ASU: K. Richardson 16-99, R. Williams 14-36, T.J. Courman 2-16, B. Turner 3-10, T. Hennessee 1-3, Team 2-(-31). Passing—SIU: J. Sambursky 38-19-2, 220 yds. ASU: R. Williams 28-20-0, 367 yds. Receiving—SIU: K. Allen 5-76, Q. Payne 5-43, B. Little 2-37, A. Whitlock 2-11, A. Jackson 1-15, A. Turner 1-14, M. Turner 1-13, R. Thomas 1-9, C. Kupec 1-2 ASU: B. Turner 4-104, W. Mayfield 4-90, K. Richardson 4-61, H. Batichon 4-46, Z. Johnson 2-21, D. Jackson 1-40, D. Bettis 1-5. Interceptions—SIU: None. ASU: J. Wiggins 1-29, J. Suiter 1-78. ASU Defensive Stats—Tackles: J. Hunter 5-6-11, M. Smith 4-7-11, J. Wiggins 7-3-10, C. Lynch 2-7-9, B. West 1-7-8, Z. Kelly 2-4-6, O. Byrom 2-3-5, J. Woazeah 1-4-5, J. Suiter 1-4-5, A. Orlebar 1-3-4, M. Murrell 1-3-4, T. Howard 2-1-3, J. Touchstone 1-2-3, B. Banks 0-3-3, W. Mayfield 0-2-2, R. Wilson 1-0-1, S. Breitenstein 0-1-1, D. Orlebar 0-1-1, B. Simpkins 0-1-1. Forced Fumbles: None. Fumble Recoveries: J. Suiter 1-0. Tackles for Loss: J. Hunter 4-0-15, J. Suiter 2.5-16, A. Orlebar 1-0-6, O. Byrom 1-0-2, Z. Kelly 0.5-1-1, J. Suiter 1.5-14, J. Hunter 1-0-8, A. Orlebar 1-0-8, M. Murrell 0.5-3-3. PBUs: J. Wiggins 2, J. Woazeah 2, C. Lynch, Z. Kelly, J. Suiter.



2005 SEMIFINALS

DEC. 10

KIDD BREWER STADIUM (BOONE, N.C.) • ATTEN: 15,307

Table with columns: FURMAN, APPALACHIAN, and scores (0, 23, 0, 0, 23).

SCORING SUMMARY

Table listing game events with times and scores, such as '1Q 12:12 ASU K. Richardson 4 run (J. Rauch kick)'.

TEAM STATISTICS

Table comparing ASU and FU statistics: First Downs, Total Offense, Rushes, etc.

INDIVIDUAL STATISTICS

Rushing—FU: J. Felton 20-107, D. Carter 8-69, C. Gipson 10-53, I. Martin 8-51, B. Mays 1-1, J. Stepp 1-0 ASU: 26-109, T. Elder 13-75, R. Williams 2-19, B. Turner 2-19, R. Courman 1-7, Team 2-0. Passing—FU: I. Martin 28-17-1, 238 yds, 0 td. ASU: T. Elder 17-12-0, 165 yds, 1 td, R. Williams 8-5-0, 58 yds, 0 td. Receiving—FU: D. Carter 5-80, J. Rust 5-67, P. Sprague 3-46, B. Bell 1-18, J. Stepp 1-11, R. McKie 1-10, G. Brigham 1-6 ASU: D. Jackson 5-71, B. Turner 4-74, W. Mayfield 3-40, K. Richardson 3-6, Z. Johnson 1-26, D. Bettis 1-6. Interceptions—FU: None. ASU: C. Lynch 1-0. ASU Defensive Stats—Tackles: J. Wiggins 5-7-12, J. Hunter 4-6-10, J. Suiter 0-10-10, Z. Kelly 2-7-9, J. Woazeah 3-4-7, M. Smith 2-5-7, C. Lynch 3-3-6, P. Banks 1-5-6, B. West 0-6-6, J. Touchstone 2-2-4, O. Byrom 1-3-4, M. Murrell 2-1-3, A. Orlebar 1-2-3, D. Orlebar 1-0-1, W. Mayfield 0-1-1, J. Holt 0-1-1, C. Speer 0-1-1, B. Riddle 0-1-1, D. Dingle 0-1-1. Forced Fumbles: J. Hunter. Fumble Recoveries: O. Byrom 1-6. Tackles for Loss: J. Hunter 2.5-5, P. Banks 0.5-1-1, M. Murrell 1-6. Sacks: J. Suiter 1-2. PBUs: J. Wiggins, J. Woazeah, M. Smith, C. Lynch.




2005 NCAA Division I-AA

Football

Championship



\*Denotes host institution. ESPN Gameplan QF telecasts will also be syndicated on numerous television outlets. Refer to www.NCAASports.com/broadcast for more information.



In addition to the fumble that he returned for the game-winning touchdown in the national championship game, Jason Hunter also forced this fumble with under a minute remaining to seal the semifinal win over Furman. Hunter was named the 2005 NCAA Division I-AA Playoffs MVP after registering 38 tackles, 11.5 tackles for loss, five sacks, a forced fumble in four postseason games.

SOCON CHAMPIONS

- 1986
1987
1991
1995
1999
2005
2006
2007
2008
2005
2006
2007

2005 NATIONAL CHAMPIONSHIP GAME

DEC. 16, 2005 • FINLEY STADIUM • CHATTANOOGA, TENN.

**NO. 2 APPALACHIAN  
NORTHERN IOWA**

**21  
16**

SCORING SUMMARY	1	2	3	4	F	
MOUNTAINEERS	0	7	7	7	—	21
PANTHERS	6	10	0	0	—	16

ATTENDANCE: 20,236



Without starting quarterback Richie Williams, who was out with a severe ankle injury in the first half, Appalachian fell behind, 16-7.



Murrell's counterpart on the defensive line, Jason Hunter, scooped up the loose ball at the UNI 15.



With Williams back at the helm, the Mountaineers cut the deficit to 16-14 on Kevin Richardson's one-yard touchdown run in the third quarter.



Hunter galloped untouched into the end zone to give Appalachian a 21-16 lead with 9:14 left to play, setting off a wild celebration on the ASU sideline and among the 12,000-plus Mountaineer fans in the stands.



With under 10 minutes left to play, Northern Iowa quarterback Eric Sanders dropped back to pass from his own 25 yard line.



Murrell and Hunter combined for two more sacks down the stretch to squelch the Panthers' final scoring opportunities.



Appalachian defensive end Marques Murrell came off the left edge to strip the ball from Sanders.



Richardson's first-down run in the waning minutes sealed Appalachian's first-ever national championship.

*"It just feels so good that I could do something to leave a legacy like that because it's part of history. I'm glad to be a part of that."*

— 2005 NCAA Division I-AA Championship MVP Jason Hunter



SCORING SUMMARY

FIRST QUARTER

11:36 UNI Brian Wingert 50 field goal  
9:45 UNI Wingert 26 field goal

SECOND QUARTER

13:18 ASU Kevin Richardson 5 run (Julian Rauch kick)  
8:20 UNI David Horne 2 run (Wingert kick)  
1:09 UNI Wingert 31 field goal

THIRD QUARTER

6:05 ASU Richardson 1 run (Rauch kick)

FOURTH QUARTER

9:14 ASU Jason Hunter 15 fumble recovery (Rauch kick)

TEAM STATISTICS

	Appalachian	Northern Iowa
First Downs	18	21
Rushes—Net Yards	28-46	47-102
Passing Yards	252	181
Passes (Comp-Att-Int)	19-42-1	17-31-0
Total Offense	298	283
Fumbles—Lost	2-2	3-1
Penalties—Yards	4-40	5-45
Punts—Avg	7-41.9	9-37.9
Punt Returns—Yards	2-9	5-16
Kickoff Returns—Yards	2-50	4-83
Interception Returns—Yards	0-0	1-0
Fumble Returns—Yards	1-15	0-0
Third-Down Efficiency	8 of 15	6 of 19
Fourth-Down Efficiency	0 of 0	0 of 0
Possession Time	23:34	36:26

INDIVIDUAL STATISTICS

**RUSHING** — ASU: Richardson 17-51; Hennessee 1-8; Turner 1-3; Williams 1-3; Courman 1(-2); Little 1(-3); Team 2(-4); Elder 4(-10)  
UNI: Horne 22-102; Freeney 8-41; Breeland 1(-11); Sanders 15(-14); Team 1(-16).

**PASSING** — ASU: Williams 26-10-0, 129 yds.; Elder 16-9-1, 123 yds.  
UNI: Sanders 31-17-0, 181 yds.

**RECEIVING** — ASU: Johnson 6-101; Turner 4-78; Richardson 3-34; Jackson 3-25; Little 2-13; Courman 1-1  
UNI: Surrency 5-59; Horne 3-20; Hunter 2-20; Lindgren 2-16; Cutright 2-10; Goodwin 1-32; Bradley 1-23; Breeland 1-1.

**INTERCEPTIONS**—ASU: None. UNI: T. Varner 1-0.

**ASU DEFENSIVE STATS**—**Tackles**: J. Hunter 9-1-10, M. Murrell 7-2-9, B. West 6-1-7, J. Wozeah 6-0-6, J. Suiter 4-2-6, M. Smith 5-0-5, C. Speer 4-1-5, J. Wiggins 4-1-5, J. Touchstone 4-0-0, Z. Kelly 3-0-3, O. Byrom 2-1-3, B. Riddle 2-0-2, A. Orlebar 1-1-1, S. Breitenstein 1-0-0, T. Howard 1-0-0. **Forced Fumbles**: M. Murrell 2, C. Speer. **Fumble Recoveries**: J. Hunter 1-15. **Tackles for Loss**: M. Murrell 5.5-38, J. Hunter 3-21, M. Smith 1-2, J. Touchstone 1-2, J. Suiter 0.5-4, C. Speer 0.5-0, O. Byrom 0.5-3. **Sacks**: J. Hunter 2-20, M. Murrell 2-22, O. Byrom 0.5-3, J. Suiter 0.5-4. **PBU**: J. Wozeah 2, J. Wiggins 2.



SR. DB  
CORTEZ  
GILBERT

**SOCON**  
CHAMPIONS

1986

1987

1991

1995

1999

2005

2006

2007

2008

**NCAA**  
NATIONAL  
CHAMPIONS

2005

2006

2007

### PLAYOFFS BOX SCORES

#### 2006 FIRST ROUND

NOV. 25

#### KIDD BREWER STADIUM (BOONE, N.C.) • ATTEN: 16,223

<b>COASTAL CAROLINA</b>		<b>0</b>	<b>0</b>	<b>13</b>	<b>15</b>	<b>28</b>
NO. 1	<b>APPALACHIAN</b>	<b>17</b>	<b>14</b>	<b>7</b>	<b>7</b>	<b>45</b>

**SCORING SUMMARY ASU-CCU**

1Q 12:36 ASU N. Cardwell 13 pass from A. Edwards (J. Rauch kick).....7-0

7:26 ASU J. Rauch 33 field goal.....10-0

4:42 ASU D. Wilson 29 pass from A. Edwards (J. Rauch kick).....17-0

12:24 ASU K. Richardson 6 run (J. Rauch kick).....24-0

15 ASU T.J. Courman 36 pass from A. Edwards (J. Rauch kick).....31-0

3Q 11:50 CCU T. Thigpen 1 run (J. Hoke kick).....31-7

4:52 CCU J. Simpson 14 pass from T. Thigpen (Pass failed).....31-13

1:27 ASU A. Edwards 15 run (J. Rauch kick).....38-13

4Q 12:28 CCU P. Parks 9 pass from T. Thigpen (J. Hoke kick).....38-20

1:12 ASU A. Edwards 1 run (J. Rauch kick).....45-20

20 CCU J. Simpson 36 pass from T. Thigpen (A. Perkins rush).....45-28

**TEAM STATISTICS.....CCU ASU**

First Downs.....20.....28

Total Offense.....445.....560

Rushes—Net Yards.....24-94.....46-334

Passing Yards.....351.....226

Passes (Att-Comp-Int).....41-24-1.....28-14-0

Fumbles—Lost.....0-0.....1-0

Penalties—Yards.....5-34.....8-66

Punts—Avg.....4-31.0.....2-38.5

Third Down Efficiency.....6-15.....7-13

Possession Time.....27:30.....32:30

**INDIVIDUAL STATISTICS**

**Rushing—CCU:** Perkins 5-54, Thigpen 9-23, Tolbert 6-14, Anderson 1-4, Fraser 1-0, Fordham 2(-1). **ASU:** Edwards 19-172, Richardson 25-156, Hill 1-6, D. Jackson 1-0.

**Passing—CCU:** Thigpen 41-24-1, 351 yds. **ASU:** Edwards 28-14-0, 226 yds. **Receiving—CCU:** Simpson 7-132, Perkins 4-43, Tolbert 3-61, Noble 3-47, Parks 3-40, Washington 2-6, Carson 1-20, Fordham 1-2. **ASU:** Mayfield 5-95, Richardson 2-30, J. Johnson 2-6, T.J. Courman 1-36, D. Wilson 1-29, Cardwell 1-13, Battichon 1-12, Bettis 1-5.

**Interceptions—CCU:** None. **ASU:** J. Woazeah 1-6.

**ASU Defensive Stats—Tackles:** D. Orlebar 2-5-7, M. Smith 4-2-6, P. Banks 3-3-6, J. Roman 2-3-5, G. Tharrington 1-4-5, O. Byrom 1-4-5, J. Woazeah 2-2-4, M. Murrell 1-3-4, J. Touchstone 2-1-3, C. Speer 1-2-3, D. Dingle 2-0-2, J. Wiggins 1-1-2, T. Howard 1-1-2, T. Robertson 1-0-1, B. Knox 1-0-1, C. Gilbert 0-1-1, J. Rauch 0-1-1, B. Riddle 0-1-1. **Forced Fumbles:** None. **Fumble Recoveries:** None. **Tackles for Loss:** M. Murrell 1.5-10, O. Byrom 1.5-8, M. Smith 1.5-2, G. Tharrington 1-9, J. Roman 0.5-0. **Sacks:** M. Murrell 1.5-10, G. Tharrington 1-9, O. Byrom 0.5-5. **PBUs:** J. Woazeah 3, J. Roman, T. Howard.



#### 2006 QUARTERFINALS

DEC. 2

#### KIDD BREWER STADIUM (BOONE, N.C.) • ATTEN: 15,116

<b>MONTANA STATE</b>		<b>0</b>	<b>10</b>	<b>7</b>	<b>0</b>	<b>17</b>
NO. 1	<b>APPALACHIAN</b>	<b>14</b>	<b>3</b>	<b>7</b>	<b>14</b>	<b>38</b>

**SCORING SUMMARY ASU-MSU**

1Q 10:13 ASU K. Richardson 2 run (J. Rauch kick).....7-0

7:05 ASU K. Richardson 5 run (J. Rauch kick).....14-0

2Q 12:37 MSU A. Mason 4 run (J. Hastings kick).....14-7

7:35 MSU J. Hastings 32 field goal.....14-10

31 ASU J. Rauch 25 field goal.....17-10

11:18 ASU A. Edwards 16 run (J. Rauch kick).....24-10

8:01 MSU A. Mason 4 run (J. Hastings kick).....24-17

4Q 11:28 ASU K. Richardson 1 run (J. Rauch kick).....31-17

6:44 ASU K. Richardson 1 run (J. Rauch kick).....38-17

**TEAM STATISTICS.....MSU ASU**

First Downs.....9.....21

Total Offense.....254.....362

Rushes—Net Yards.....32-64.....53-283

Passing Yards.....190.....79

Passes (Att-Comp-Int).....25-9-1.....14-7-1

Fumbles—Lost.....2-1.....3-2

Penalties—Yards.....7-53.....9-116

Punts—Avg.....6-27.5.....3-35.0

Third Down Efficiency.....3-13.....2-8

Possession Time.....28:40.....31:20

**INDIVIDUAL STATISTICS**

**Rushing—MSU:** Mason 19-72, Jefferson 2-14, Taito 1-12, Rolovich 10(-34). **ASU:** Richardson 29-131, Edwards 17-105, Moore 4-23, Hill 2-22, Elder 1-2

**Passing—MSU:** Rolovich 24-9-0, 190 yds., Jefferson 1-0-1, 0 yds. **ASU:** Edwards 14-7-1, 79 yds.

**Receiving—MSU:** Jefferson 4-99, Wheaton 4-66, Mason 1-25. **ASU:** Mayfield 5-60, Richardson 2-19.

**Interceptions—ASU:** M. LeBlanc 1-0. **ASU:** C. Lynch 1-27.

**ASU Defensive Stats—Tackles:** C. Lynch 7-6-13, M. Smith 3-5-8, O. Byrom 4-2-5, C. Speer 2-3-5, P. Banks 4-0-4, M. Murrell 2-2-4, D. Orlebar 1-3-4, J. Wiggins 1-2-3, C. Laws 1-1-2, J. Woazeah 0-2-2, T. Howard 1-0-1, D. Wilson 1-0-1, S. Breitenstein 1-0-1, C. Gilbert 1-0-1, L. Love 1-0-1, R. Wilson 0-1-1, G. Tharrington 0-1-1. **Forced Fumbles:** M. Murrell, O. Byrom. **Fumble Recoveries:** D. Orlebar 1-0. **Tackles for Loss:** O. Byrom 3.5-18, M. Murrell 2-17, M. Smith 1-4, L. Love 1-1, G. Tharrington 0.5-0. **Sacks:** O. Byrom 3.5-18, M. Murrell 2-17, M. Smith 1-4, G. Tharrington 0.5-0. **PBUs:** P. Banks, S. Breitenstein, T. Sofield.

#### 2006 SEMIFINALS

DEC. 9

#### KIDD BREWER STADIUM (BOONE, N.C.) • ATTEN: 18,040

NO. 4	<b>YOUNGSTOWN ST.</b>	<b>0</b>	<b>14</b>	<b>3</b>	<b>7</b>	<b>24</b>
NO. 1	<b>APPALACHIAN</b>	<b>7</b>	<b>21</b>	<b>7</b>	<b>14</b>	<b>49</b>

**SCORING SUMMARY ASU-MSU**

1Q 1:23 ASU H. Battichon 18 pass from A. Edwards (J. Rauch kick).....7-0

2Q 12:59 ASU A. Edwards 6 run (J. Rauch kick).....14-0

8:24 YSU M. Mason 1 run (B. Palmer kick).....14-7

6:36 ASU K. Richardson 1 run (J. Rauch kick).....21-7

3:44 ASU K. Richardson 18 run (J. Rauch kick).....28-7

1:02 YSU M. Gibson 16 pass from T. Zetts (B. Palmer kick).....28-14

3Q 12:43 ASU A. Edwards 10 run (J. Rauch kick).....35-14

3:48 YSU B. Palmer 31 field goal.....35-17

4Q 12:26 ASU D. Moore 25 run (J. Rauch kick).....42-17

8:57 ASU A. Edwards 8 run (J. Rauch kick).....49-17

4:30 YSU T.J. Peterson 2 pass from M. Schneider (B. Palmer kick).....49-24

**TEAM STATISTICS.....YSU ASU**

First Downs.....27.....22

Total Offense.....507.....436

Rushes—Net Yards.....48-269.....46-213

Passing Yards.....238.....223

Passes (Att-Comp-Int).....17-29-1.....17-25-0

Fumbles—Lost.....1-1.....3-3

Penalties—Yards.....5-40.....3-40-7

Punts—Avg.....2-29.0.....3-40.7

Third Down Efficiency.....9-14.....8-13

Possession Time.....31:48.....28:12

**INDIVIDUAL STATISTICS**

**Rushing—YSU:** Mason 22-121; Zetts 10-28; Cayson 1-18; Ison 2-5. **ASU:** Richardson 18-145, Edwards 16-110, Moore 14-86, Hill 1-6, Elder 1-5, Courman 2-1.

**Passing—YSU:** Zetts 27-13-1, 150 yds.; Schneider 2-2-0, 10 yds. **ASU:** Edwards 12-10-0, 164 yds.

**Receiving—YSU:** Gibson 7-49, Peterson 5-49, Irizarry 1-32, Mason 1-19, Ison 1-11. **ASU:** Mayfield 4-63, Jackson 2-41, Bettis 1-27, Battichon 1-18, Courman 1-9, Courman 1-9, Richardson 1-6.

**Interceptions—YSU:** None. **ASU:** C. Lynch 1-16.

**ASU Defensive Stats—Tackles:** J. Wiggins 4-6-10, C. Lynch 3-6-9, P. Banks 3-5-8, D. Orlebar 0-7-7, J. Roman 2-4-6, M. Murrell 2-3-5, J. Touchstone 3-1-4, J. Woazeah 0-4-4, C. Speer 1-2-3, E. McDowell 0-3-3, O. Byrom 0-3-3, B. Stokes 2-0-2, C. Gilbert 1-1-2, T. Howard 1-1-2, G. Tharrington 0-2-2, J. Miller 0-2-2, C. Johnson 1-0-1, D. Finnerty 0-1-1, M. Smith 0-1-1, J. Rauch 0-1-1, T. Robertson 0-1-1. **Forced Fumbles:** M. Murrell. **Fumble Recoveries:** None. **Tackles for Loss:** M. Murrell 2-21, J. Touchstone 1-2. **Sacks:** M. Murrell 2-21. **PBUs:** J. Wiggins 2, C. Lynch 2, J. Woazeah 2, M. Murrell, J. Touchstone, E. McDowell.




#### 2006 NCAA Division I

### Football Championship



\*Denotes host institution.  
\*ESPN Gameplan QF telecasts will also be syndicated on numerous television outlets. Refer to www.NCAA.org/broadcast for more information.



Marques Murrell notched six sacks and forced two fumbles in four games during the 2006 NCAA Division I Football Championship. Four of the six sacks and both forced fumbles came in the middle two games of the postseason — a 38-17 quarterfinal win over Montana State and a 49-24 thumping of traditional FCS power Youngstown State in the national semifinals.

- SOCON CHAMPIONS 1986
- 1987
- 1991
- 1995
- 1999
- 2005
- 2006
- 2007
- 2008
- NCAA NATIONAL CHAMPIONS 2005
- 2006
- 2007

2006 NATIONAL CHAMPIONSHIP GAME

DEC. 15, 2006 • FINLEY STADIUM • CHATTANOOGA, TENN.

**NO. 1 APPALACHIAN** 28  
**NO. 3 MASSACHUSETTS** 17

SCORING SUMMARY	1	2	3	4	F	
MOUNTAINEERS	7	7	0	14	—	21
MINUTEMEN	7	0	3	7	—	16

ATTENDANCE: 22,808



**APPALACHIAN 7 • UMASS 7**  
**1:15 TO GO • FIRST QUARTER**

Both teams moved the ball with relative ease in the first 10 minutes of the second quarter, but all they had to show for it were swapped punts and an UMass interception deep in ASU territory. Appalachian got the ball for only the second time in the second period when it fielded a punt at its own 22 yard line with just over five minutes left to play in the opening half. On the first play of the series, Edwards connected with his favorite target, William Mayfield, for a 35-yard gain. From there, the Mountaineer trio of Richardson, Edwards and Devon Moore banged out the final 43 yards of the drive on the ground, capped by Richardson's six-yard scoring run off right tackle with 49 seconds to go before halftime. The Apps' 11-play, 78-yard drive took 4:19 off the clock and assured them of taking a seven-point lead into the locker room.



**APPALACHIAN 14 • UMASS 7**  
**0:49 TO GO • SECOND QUARTER**

After UMass knotted the contest at 14-14 with an 11-play, 81-yard scoring drive, ASU got the ball back on its own 29 with 4:12 left to play in the third quarter looking to put together a lengthy scoring drive of its own. Thanks in large part to Richardson, who amassed 48 of the ASU's 71 yards on the possession, the Apps did just that, marching 71 yards in 13 plays. Richardson punctuated the scoring drive by powering four yards through the heart of the line and into the end zone for his 29th touchdown of the season, tying the NCAA Division I FCS record set by Colgate's Jamaal Branch in 16 games in 2003. More importantly, Richardson's third scoring run of the evening gave the Mountaineers a seven-point lead with 13:22 remaining in the ballgame.



**APPALACHIAN 21 • UMASS 14**  
**13:22 TO GO • FOURTH QUARTER**

When UMass cut the Mountaineers' lead to 21-17 on a 42-yard Chris Koepplin field goal with 8:46 to go, Appalachian head coach Jerry Moore told quarterbacks coach Scott Satterfield, "We've got to run eight minutes off that clock." Satterfield replied, "We've got to score." Moore agreed. "I didn't say don't score. But we need to run some time off the clock." Richardson, who ran 11 times for 48 of ASU's 80 yards on the drive, made sure the Apps accomplished both goals. In all, thanks to Richardson's running and a key third-down completion from Edwards to fellow freshman Josh Johnson, Appalachian ran 6:46 off the clock on the victory-sealing drive, which culminated with Richardson's fourth touchdown of the evening. The two-yard dive was also Richardson's 30th TD of the season, setting a new NCAA Division I FCS single-season record. Following Richardson's score, UMass' last-ditch effort was thwarted when Corey Lynch picked off a Liam Coen pass with 42 seconds to play.



**APPALACHIAN 28 • UMASS 17**  
**1:51 TO GO • FOURTH QUARTER**

*"Mission accomplished. We came out this year with the target on our back, but we stayed focused and we came out and we played our game right to the very end."*

— 2006 NCAA Division I Championship MVP Kevin Richardson

2006 NCAA<sup>®</sup> DIVISION I FOOTBALL CHAMPIONSHIP  
Finley Stadium/Davenport Field  
Chattanooga, Tennessee  
University of Tennessee at Chattanooga  
and the Greater Chattanooga Sports and Events Committee, hosts  
December 15

**SCORING SUMMARY**

**FIRST QUARTER**

11:49 UM Matt Lawrence 1 run (Chris Koepplin kick)  
1:15 ASU Kevin Richardson 45 run (Julian Rauch kick)

**SECOND QUARTER**

:49 ASU Richardson 6 run (Rauch kick)

**THIRD QUARTER**

4:22 UM Brad Listorti 17 pass from Liam Coen (Koepplin kick)

**FOURTH QUARTER**

13:22 ASU Richardson 4 run (Rauch kick)  
8:46 UM Koepplin 42 field goal  
1:51 ASU Richardson 2 run (Rauch kick)

**TEAM STATISTICS**

	Appalachian	UMass
First Downs	24	19
Rushes—Net Yards	53-285	32-151
Passing Yards	146	221
Passes (Comp-Att-Int)	12-19-1	20-33-2
Total Offense	431	372
Fumbles—Lost	0-0	0-0
Penalties—Yards	3-15	2-25
Punts—Avg	4-31.5	4-44.8
Punt Returns-Yards	3-36	1-2
Kickoff Returns-Yards	4-79	0-0
Interception Returns-Yards	2-23	1-0
Fumble Returns-Yards	0-0	0-0
Third-Down Efficiency	7 of 14	5 of 12
Fourth-Down Efficiency	2 of 2	1 of 1
Possession Time	33:10	26:50

**INDIVIDUAL STATISTICS**

**RUSHING** — ASU: Richardson 30-179; Edwards 15-81; Moore 6-29; Team 2-(-4) **UMASS:** Baylark 24-133; Lawrence 2-13; Omar 1-8; Rancher 1-3; Coen 2-(-2); Washington 2-(-4).

**PASSING** — ASU: Edwards 12-19-1, 146 yds. **UMASS:** Coen 20-33-2, 221 yds.

**RECEIVING** — ASU: Mayfield 3-44; D. Jackson 3-44; Courman 3-25; J. Johnson 1-15; Richardson 1-14; Bettis 1-4 **UMASS:** Listorti 5-78; Moor 4-61; London 4-31; Baylark 3-24; Lawrence 2-14; Washington 1-7; Rancher 1-6.

**INTERCEPTIONS**—ASU: M. Smith 1-6, C. Lynch 1-17. **UMASS:** J. Ihdigbo 1-0.

**ASU DEFENSIVE STATS**—**Tackles:** J. Wiggins 7-1-8, C. Lynch 7-0-7, P. Banks 5-1-6, J. Touchstone 5-0-5, M. Murrell 3-1-4, M. Smith 3-1-4, J. Woazeah 3-0-3, C. Speer 3-0-3, O. Byrom 2-1-3, J. Roman 2-0-2, G. Tharrington 1-1-2, M. King 1-0-1, D. Orlebar 1-0-1. **Forced Fumbles:** None. **Fumble Recoveries:** None. **Tackles for Loss:** G., Tharrington 1-4, C. Lynch 1-3, P. Banks 1-1, J. Roman 1-1, M. Murrell 0.5-2, O. Byrom 0.5-2. **Sacks:** M. Murrell 0.5-2, O. Byrom 0.5-2. **PBUs:** None.



Appalachian State

SR. OL MARIO ACITELLI

**SOCON**  
CHAMPIONS  
1986  
1987  
1991  
1995  
1999  
2005  
2006  
2007  
2008  
**NCAA**  
NATIONAL CHAMPIONS  
2005  
2006  
2007

**PLAYOFFS BOX SCORES**

**2007 FIRST ROUND**

**KIDD BREWER STADIUM (BOONE, N.C.) • ATTEN: 14,040**

**NOV. 24**

<b>JAMES MADISON</b>	<b>7</b>	<b>7</b>	<b>6</b>	<b>7</b>	<b>27</b>
<b>APPALACHIAN</b>	<b>0</b>	<b>19</b>	<b>0</b>	<b>9</b>	<b>28</b>

**SCORING SUMMARY** ASU-JMU

**1Q** 10:12 JMU Yancey 10 pass from Landers (Stannard kick) .....0-7  
**2Q** 12:14 ASU Edwards 4 run (Rauch kick) .....7-14  
 8:55 JMU Yancey 5 run .....7-14  
 5:47 ASU Richardson 1 run (Rauch kick blocked) .....13-14  
**3Q** 3:09 ASU A. Edwards 1 run (Rauch kick failed) .....19-14  
 4:29 JMU Stannard 7 run (Stannard kick failed) .....19-20  
**4Q** 7:37 JMU Sullivan 2 run (Stannard kick) .....19-27  
 4:51 ASU Rauch 44 field goal .....22-27  
 1:10 ASU Edwards 5 run (Edwards pass failed) .....28-27

**TEAM STATISTICS**

JMU	ASU
First Downs.....25	15
Total Offense.....436	330
Rushes—Net Yards.....67-312	40-204
Passing Yards.....124	126
Passes (Att-Comp-Int).....17-10-1	17-12-0
Fumbles—Lost.....2-2	5-2
Penalties—Yards.....2-10	4-30
Punts—Avg.....2-38.0	2-40.0
Third Down Efficiency.....11-19	4-11
Possession Time.....40:27	19:33

**INDIVIDUAL STATISTICS**

**Rushing—JMU:** Landers 19-129; Yancey 17-73; Sullivan 12-67; Bolton 6-24; Baker 2-12; Stannard 1-7  
**ASU:** Edwards 20-132; Richardson 14-55; Hill 3-11; Moore 1-4; D. Jackson 1-3; Team 1-(-1).  
**Passing—JMU:** Landers 15-10-1, 124 yds; Team 1-0-0, 0 yds; Baker 1-0-0, 0 yds.  
**ASU:** Edwards 17-12-0, 126 yds.  
**Receiving—JMU:** Baker 4-43; B. Williams 2-43; Bolton; Yancey 1-10; Caussin 1-2; Newman 1-0  
**ASU:** D. Jackson 4-47; Batchon 2-28; J. Johnson 2-23; Moore 2-22; Courman 1-3; Richardson 1-3.  
**Interceptions—CCU:** None. **ASU:** T. Robertson 1-8.  
**ASU Defensive Stats—Tackles:** Roman 9-11-20; D.J. Smith 4-8-12; Banks 4-7-11; Lynch 6-4-10; Howard 4-5-9; T. Washington 3-5-8; Tharrington 1-7-8; Williams 2-5-7; Woazeah 3-3-6; Gilbert 1-4-5; Robertson 3-1-4; Speer 0-2-2; Laws 0-2-0; Knox 1-0-1; Touchstone 1-0-0; J. Jackson 0-1-1; Finnerty 0-1-1; J. Smith 0-1-1; McKnight 0-1-1.  
**Forced Fumbles:** Roman, Banks.  
**Fumble Recoveries:** Roman 1-77; Banks 1-0. **Tackles for Loss:** T. Washington 2-6; Tharrington 1-1; Gilbert 1-3. **Sacks:** None. **PBUs:** D.J. Smith; Lynch; Tharrington.



**2007 QUARTERFINALS**

**KIDD BREWER STADIUM (BOONE, N.C.) • ATTEN: 16,947**

**DEC. 1**

<b>E. WASHINGTON</b>	<b>0</b>	<b>7</b>	<b>14</b>	<b>14</b>	<b>35</b>
<b>APPALACHIAN</b>	<b>7</b>	<b>14</b>	<b>10</b>	<b>7</b>	<b>38</b>

**SCORING SUMMARY** ASU-EWU

**1Q** 6:20 ASU Edwards 4 run (Rauch kick) .....7-0  
**2Q** 14:25 ASU D. Jackson 41 pass from Edwards (Rauch kick) .....14-0  
 12:48 EWU Boyce 7 pass from Nichols (Macias kick) .....14-7  
 :25 ASU Batchon 15 pass from Edwards (Rauch kick) .....21-7  
**3Q** 10:45 EWU Jarrett 51 run (Macias kick) .....21-14  
 5:59 ASU Rauch 21 field goal .....24-14  
 5:45 EWU Jimerson 78 kickoff return (Macias kick) .....24-21  
**4Q** 4:07 ASU Moore 10 run (Rauch kick) .....31-21  
 6:07 ASU Richardson 18 run (Rauch kick) .....38-21  
 3:11 EWU Morris 1 run (Macias kick) .....38-28  
 :28 EWU Martin 2 pass from Nichols (Macias kick) .....38-35

**TEAM STATISTICS**

EWU	ASU
First Downs.....24	28
Total Offense.....368	529
Rushes—Net Yards.....34-183	59-308
Passing Yards.....185	221
Passes (Att-Comp-Int).....42-24-1	23-15-0
Fumbles—Lost.....2-2	0-0
Penalties—Yards.....4-40	9-85
Punts—Avg.....2-42.0	4-29.8
Third Down Efficiency.....9-17	6-14
Possession Time.....27:35	32:25

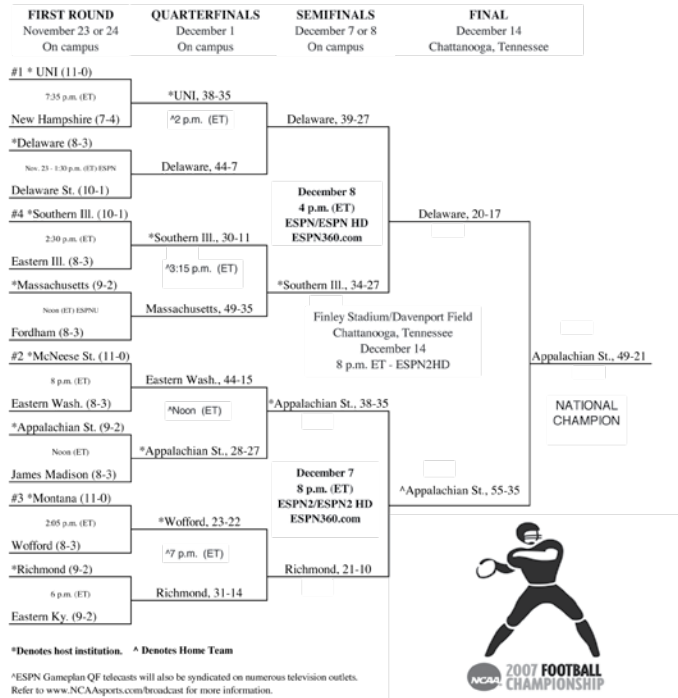
**INDIVIDUAL STATISTICS**

**Rushing—EWU:** Morris 16-69; Nichols 12-54; Jarrett 1-51; Ramos 1-7; Jimerson 2-5; Team 1-(-1); Davis 1-(-2)  
**ASU:** Edwards 23-126; Moore 24-100; Richardson 8-69; Hillary 2-14; Team 1-0; T. Elder 1-(-1).  
**Passing—EWU:** Nichols 42-24-1, 185 yds. **ASU:** Edwards 22-15-0, 221 yds.; T. Elder 1-0-0, 0 yds.  
**Receiving—EWU:** Boyce 5-37; Brown 4-26; David 3-43; Elder 3-26; Jimerson 3-3; Morris 2-12; McAndrews 2-10; Overbay 1-26; Martin 1-2  
**ASU:** Batchon 5-41; Hillary 3-66; Moore 3-36; D. Jackson 2-54; Cardwell 1-12; B. Elder 1-12  
**Interceptions—EWU:** None. **ASU:** Lynch 1-0.  
**ASU Defensive Stats—Tackles:** Woazeah 9-3-12; D.J. Smith 7-5-12; Howard 6-3-9; Banks 4-3-7; Roman 0-7-7; Lynch 4-1-5; Robertson 2-2-4; T. Washington 1-2-3; Gilbert 2-0-2; Tharrington 1-1-2; Finnerty 0-2-2; C. Johnson 0-2-2; Speer 1-0-1; J. Smith 1-0-1; J. Jackson 0-1-1; Dowda 0-1-1; Williams 0-1-1; Love 0-1-1; Rauch 0-1-1  
**Forced Fumbles:** Tharrington.  
**Fumble Recoveries:** D.J. Smith 1-0; Lynch 1-0. **Tackles for Loss:** Tharrington 2-3; Howard 1-10; Banks 1-5; T. Washington 1-2. **Sacks:** Howard 1-10. **PBUs:** Woazeah 4; D.J. Smith; Gilbert; Finnerty; C. Johnson; Speer.



2007 NCAA Division I

**Football Championship**



- SOCON CHAMPIONS 1986  
 1987  
 1991  
 1995  
 1999  
 2005  
 2006  
 2007  
 2008  
**NCAA NATIONAL CHAMPIONS**  
 2005  
 2006  
 2007

**2007 SEMIFINALS**

**KIDD BREWER STADIUM (BOONE, N.C.) • ATTEN: 24,140**

**DEC. 7**

<b>RICHMOND</b>	<b>7</b>	<b>14</b>	<b>14</b>	<b>0</b>	<b>35</b>
<b>APPALACHIAN</b>	<b>21</b>	<b>14</b>	<b>7</b>	<b>13</b>	<b>55</b>

**SCORING SUMMARY** ASU-RICH

**1Q** 9:34 ASU D. Jackson 52 pass from Edwards (Rauch kick) .....7-0  
 6:29 ASU Edwards 7 run (Rauch kick) .....14-0  
 3:35 UR Grayson 29 pass from Ward (Howard kick) .....14-7  
 :29 ASU Edwards 9 run (Rauch kick) .....21-7  
**2Q** 14:41 ASU Edwards 36 run (Rauch kick) .....28-7  
 13:42 UR Grayson 26 pass from Ward (Howard kick) .....28-14  
**10:36 ASU Edwards 3 run (Rauch kick) .....35-14**  
 :21 UR Ward 37 run (Howard kick) .....35-21  
**3Q** 11:57 UR Stewart 17 pass from Ward (Howard kick) .....35-28  
 9:02 UR Ward 5 run (Howard kick) .....35-35  
**4:41 ASU Richardson 3 run (Rauch kick) .....42-35**  
**4Q** 10:11 ASU Cardwell 29 pass from Edwards (Rauch kick) .....49-35  
 5:27 ASU Cardwell 13 pass from Edwards (Rauch kick blocked) .....55-35

**TEAM STATISTICS**

RICH	ASU
First Downs.....19	29
Total Offense.....402	617
Rushes—Net Yards.....37-194	54-435
Passing Yards.....208	182
Passes (Att-Comp-Int).....32-14-1	16-14-0
Fumbles—Lost.....1-1	2-2
Penalties—Yards.....4-30	5-35
Punts—Avg.....5-40.2	2-35.5
Third Down Efficiency.....4-13	6-9
Possession Time.....29:29	30:37

**INDIVIDUAL STATISTICS**

**Rushing—RICH:** Hightower 22-95; Ward 11-79; Vaughn 3-12; Healy 1-8.  
**ASU:** Edwards 31-313; Richardson 15-76; T. Elder 2-28; Tav. Washington 3-14; Moore 2-5; Team 1-(-1).  
**Passing—RICH:** Ward 30-14-1, 208 yds; Healy 1-0-1, 0 yds; Team 1-0-0, 0 yds.  
**ASU:** Edwards 22-16-0, 182 yds.  
**Receiving—RICH:** Grayson 7-122; Mitchell 2-28; Stewart 2-27; Hightower 1-17; Riddell 1-12; Crone 1-2. **ASU:** Batchon 7-60; Cardwell 2-42; D. Jackson 1-52; Courman 1-24; J. Johnson 1-7; Hillary 1-2; Richardson 1-(-5).  
**Interceptions—RICH:** None. **ASU:** Lynch 1-2.  
**ASU Defensive Stats—Tackles:** D.J. Smith 4-4-8; Banks 5-2-7; Speer 3-4-7; Roman 2-5-7; Woazeah 4-2-6; Lynch 3-2-5; Williams 2-3-5; Howard 4-0-4; Dowda 2-2-4; Tharrington 0-4-4; Touchstone 2-1-3; Finnerty 0-3-3; Robertson 0-2-2; Fletcher 1-0-1; Bozzo 1-0-1; J. Johnson 0-1-1; Craver 0-1-1; Kassouf 0-1-1; Wilson 0-1-1; LeGree 0-1-1; C. Johnson 0-1-1.  
**Forced Fumbles:** Banks.  
**Fumble Recoveries:** Tharrington 1-0. **Tackles for Loss:** Tharrington 1-3; Finnerty 0-5-3; Roman 0-5-1; D.J. Smith 0-5-0; Robertson 0-5-0. **Sacks:** Finnerty 0-5-3; Tharrington 0-5-2. **PBUs:** D.J. Smith 2; Banks 2; Woazeah 2; Howard 2; Finnerty.



Armanti Edwards turned in the one of the top individual performances in NCAA Division I-AA/FCS postseason history in ASU's 55-35 win over Richmond in the 2007 national semifinals. Edwards' 313 rushing yards were the most by a quarterback in NCAA Division I (FCS or FBS) history (regular season or postseason) while his 495 yards of total offense, four touchdowns scored and seven TDs responsible for were all ASU postseason records.

2007 NATIONAL CHAMPIONSHIP GAME

DEC. 14, 2007 • FINLEY STADIUM • CHATTANOOGA, TENN.

DELAWARE  
APPALACHIAN

21  
49

SCORING SUMMARY	1	2	3	4	F	
BLUE HENS	0	7	7	7	—	21
MOUNTAINEERS	14	14	7	14	—	49

ATTENDANCE: 23,010



APPALACHIAN 7 • DELAWARE 0  
10:47 TO GO • FIRST QUARTER

Delaware appeared to grab its first momentum of the evening when future first-round draft pick Joe Flacco tossed a 39-yard touchdown to Mark Duncan with 1:10 remaining before halftime, seemingly cutting ASU's lead to two touchdowns heading into the locker room. However, just 26 seconds later, the Mountaineers took the momentum back for good when Edwards found Dexter Jackson for a 72-yard touchdown that extended the ASU advantage back to 21 points. Delaware would get no closer the rest of the evening.

Unlike its first two trips to Chattanooga for the national championship game, Appalachian wasted no time in getting on the board in the 2007 title tilt, as it forced Delaware to punt after a three-and-out on the opening possession then promptly marched 58 yards in just six plays to take a 7-0 lead. Buoyed by spectacular downfield blocking from his offensive lineman, Richardson took a screen pass from Armanti Edwards and needed to beat just one UD defender at the goal line.



APPALACHIAN 28 • DELAWARE 7  
0:44 TO GO • SECOND QUARTER

With a 21-point lead early in the third quarter, Appalachian methodically marched down the field and capped a 14-play, 67-yard drive with an eight-yard touchdown pass from Edwards to Richardson. Richardson accounted for 29 of the drive's 67 yards, including the eight-yard touchdown play in which he snuck out of the backfield and down the left sideline completely unnoticed by the Blue Hen defense for what might have been the easiest of his 74 career scores. Richardson's eighth touchdown in three national championship games came on a six-yard run midway through the fourth quarter. Richardson was the workhorse once again on the scoring drive, as he picked up 51 yards on the possession and went over the 100-yard rushing plateau for the 19th time in his illustrious career.



APPALACHIAN 42 • DELAWARE 14  
6:02 TO GO • FOURTH QUARTER


With Richardson and the majority of ASU's starters watching from the sideline, senior Trey Elder capped the rout with a 53-yard touchdown scamper that brought the Black and Gold contingent pouring out of the stands and onto the sidelines with more than three minutes still to play. In his last collegiate game, Richardson came up huge once again on FCS football's biggest stage, finishing with 145 total yards (118 rushing, 27 receiving) and three of ASU's nine touchdowns but the most memorable play of the evening was undoubtedly the touchdown run by Elder, who was ASU's starter behind center in the 2005 title-game victory over Northern Iowa but is best known for the unselfishness that he displayed in backing up a pair of all-America signal-callers in Richie Williams and Armanti Edwards during his four years in the Black and Gold.



APPALACHIAN 49 • DELAWARE 14  
3:29 TO GO • FOURTH QUARTER

*"It means a lot because this is what you play for, to win championships. To do it three times is a heck of a way to go out."*

— Three-time national champion running back Kevin Richardson



SCORING SUMMARY

FIRST QUARTER

10:47 ASU K. Richardson 19 yd pass from Armanti Edwards (Julian Rauch kick)  
4:15 ASU Devon Moore 46 yd run (Julian Rauch kick)

SECOND QUARTER

10:22 ASU Daniel Kilgore 0 yd fumble recovery (Julian Rauch kick)  
1:10 DEL Duncan 39 yd pass from Flacco (Striefsky kick)  
:44 ASU Dexter Jackson 60 yd pass from Armanti Edwards (Julian Rauch kick)

THIRD QUARTER

4:56 ASU K. Richardson 8 yd pass from Armanti Edwards (Julian Rauch kick)  
:54 DEL Cuff 1 yd run (Striefsky kick)

FOURTH QUARTER

6:02 ASU K. Richardson 6 yd run (Julian Rauch kick)  
3:29 ASU Trey Elder 53 yd run (Julian Rauch kick)  
3:18 DEL Duncan 75 yd kickoff return (Striefsky kick)

TEAM STATISTICS

	Delaware	Appalachian
First Downs	24	26
Rushes—Net Yards	31-98	61-358
Passing Yards	334	198
Passes (Comp-Att-Int)	23-48-0	9-15-0
Total Offense	432	556
Fumbles—Lost	0-0	0-0
Penalties—Yards	9-94	9-87
Punts—Avg	4-131	4-153
Punt Returns—Yards	1-6	2-(-7)
Kickoff Returns—Yards	8-189	4-64
Interception Returns—Yards	0-0	0-0
Fumble Returns—Yards	0-0	0-0
Third-Down Efficiency	7 of 16	7 of 12
Fourth-Down Efficiency	1 of 4	1 of 1
Possession Time	27:53	32:07

INDIVIDUAL STATISTICS

**RUSHING** — DEL: Cuff 21-84; Michaud 2-20; Flacco 7 (-1); Thaxton 1 (-5). ASU: K. Richardson 22-118; Armanti Edwards 18-89; Trey Elder 2-71; Devon Moore 4-62; Josh Jackson 4-24; Tav. Washington 1 (-6); Daniel Kilgore 0-0.

**PASSING** — DEL: Flacco 23-48-0, 334 yds. ASU: Armanti Edwards 9-15-0, 198 yds.

**RECEIVING** — DEL: Love 7-101; Duncan 7-83; Michaud 3-45; Cuff 3-41; Baker 2-49; Agnone 1-15. ASU: Hans Batichon 2-30; K. Richardson 2-27; Dexter Jackson 1-60; CoCo Hillary 1-41; Devon Moore 1-19; Josh Johnson 1-12; T.J. Courman 1-9.

**INTERCEPTIONS**—UD: None. ASU: None.

**ASU DEFENSIVE STATS**—**Tackles**: D.J. Smith 5-5-10; Gilbert 5-4-9; Lynch 5-3-8; Howard 5-1-6; Roman 4-1-5; Banks 3-2-5; Williams 2-3-5; Touchstone 3-1-4; Robertson 1-2-3; LeGree 1-2-3; Hardee 1-1-2; Tharrington 1-1-2; Dowda 0-2-0; J. Jackson 0-2-2; Finnerty 0-2-2; Ti. Washington 1-0-1; Laws 1-0-1; Fletcher 1-0-1; Love 0-1-1; Wilson 0-1-1. **Forced Fumbles**: None. **Fumble Recoveries**: None. **Tackles for Loss**: Williams 2-8; Ti. Washington 1-7; Laws 1-6; Tharrington 1-3; D.J. Smith 1-2; Gilbert 1-1. **Sacks**: Washington 1-7; Laws 1-6; Williams 1-3; Tharrington 1-3. **PBUs**: Lynch 4; Howard 3; Touchstone; Robertson.



SO. TE  
BEN  
JORDEN

SOCON  
CHAMPIONS

1986

1987

1991

1995

1999

2005

2006

2007

2008

NCAA  
NATIONAL  
CHAMPIONS

2005

2006

2007

## 2008 FIRST ROUND

## PLAYOFFS BOX SCORES

NOV. 29

## 2008 QUARTERFINALS

DEC. 6

**KIDD BREWER STADIUM (BOONE, N.C.) • ATTEN: 13,712**

**KIDD BREWER STADIUM (BOONE, N.C.) • ATTEN: 15,215**

SOUTH CAROLINA STATE		7	7	7	0	21
NO. 2	APPALACHIAN	7	10	7	13	37

RICHMOND		6	0	17	10	33
NO. 2	APPALACHIAN	7	0	6	0	13

### SCORING SUMMARY

1Q	6:29	SCSU	Darby 19 pass from Long (Erickson kick)	0-7
	3:28	ASU	Jordan 6 pass from Edwards (Vitaris kick)	7-7
2Q	12:44	ASU	Vitaris 26 field goal	10-7
	7:40	SCSU	Darby 15 pass from Long (Erickson kick)	10-14
	2:34	ASU	Hillary 27 pass from Edwards (Vitaris kick)	17-14
3Q	8:42	ASU	Edwards 2 run (Vitaris kick)	24-14
	3:34	SCSU	Ford 13 run (Erickson kick)	24-21
4Q	7:21	ASU	Quick 2 pass from Edwards (Vitaris kick)	31-21
	:05	ASU	Quick 33 pass from Edwards (Vitaris kick failed)	37-21

### ASU-SCSU

TEAM STATISTICS	SCSU	ASU
First Downs	21	30
Total Offense	325	557
Rushes—Net Yards	39-149	36-124
Passing Yards	176	433
Passes (Att-Comp-Int)	41-17-1	41-29-2
Fumbles—Lost	4-1	1-1
Penalties—Yards	6-60	6-70
Punts—Avg	6-46.3	4-26.8
Third Down Efficiency	4-15	4-12
Possession Time	29:52	30:08

### INDIVIDUAL STATISTICS

**Rushing—SCSU:** Ford 23-117; Jamison 10-19; Clark 3-10; Long 2-5; DuBose 1(-2) **ASU:** Jackson 11-58; Edwards 19-48; Welton 3-15; Cline 1-4; Vitaris 1-1; Hillary 1(-2).

**Passing—SCSU:** Long 40-17-1, 176 yds.; Team 1-0-0, 0 yds. **ASU:** Edwards 41-29-2, 433 yds.

**Receiving—SCSU:** DuBose 6-59; Darby 5-68; Ford 3-9; Morris 2-22; Young 1-18 **ASU:** Jordan 6-62; Quick 5-95; Hillary 5-94; Courman 4-52; Welton 3-45; Cline 2-57; Hardee 1-10; Elder 1-7; Frazier 1-6; Jackson 1-5.

**Interceptions—SCSU:** Adams 1-0; Hamlin 1-0 **ASU:** Legree 1-0.

**ASU Defensive Stats—Tackles:** D.J. Smith 9-7-16; Banks 4-6-10; Fletcher 3-5-8; Roman 1-7-8; Williams 0-6-6; Love 4-1-5; LeGree 3-2-5; Gainey 3-1-4; Tanyi 2-1-3; Long 1-1-2; Simpkins 1-1-2; Riddle 1-1-2; Bennett 0-2-2; Lewis 0-2-2; Gilbert 1-0-1; J. Smith 1-0-1; Dowda 0-1-1; Finnerty 0-1-1; Hardee 0-1-1.

**Forced Fumbles:** Fletcher. **Fumble Recoveries:** Roman 1-0. **Tackles for Loss:** D.J. Smith 1.5-4; Williams 1-2; Fletcher 1-1; Roman 0.5-1; Lewis 0.5-1; Finnerty 0.5-1. **Sacks:** None. **PBUs:** Banks 5; D.J. Smith; Gilbert; Dowda.



### SCORING SUMMARY

1Q	2:58	ASU	Edwards 2 run (Vitaris kick)	7-0
	:04	RICH	Vaughan 13 run (Howard kick failed)	7-6
	9:05	RICH	Howard 36 field goal	7-9
3Q	7:21	RICH	Vaughan 1 run (Howard kick)	7-16
	5:46	RICH	Ward 5 run (Howard kick)	7-23
	1:51	ASU	Courman 4 pass from Edwards (Edwards pass failed)	13-23
4Q	10:10	RICH	Radford 27 field goal	13-26
	1:38	RICH	Vaughan 1 run (Howard kick)	13-33

### ASU-RICH

### TEAM STATISTICS

First Downs	21	20
Total Offense	359	362
Rushes—Net Yards	52-238	23-39
Passing Yards	121	323
Passes (Att-Comp-Int)	24-10-0	42-26-5
Fumbles—Lost	0-0	2-2
Penalties—Yards	5-52	2-15
Punts—Avg	4-36.2	3-34.0
Third Down Efficiency	7-16	5-12
Possession Time	36:45	23:15

### INDIVIDUAL STATISTICS

**Rushing—RICH:** Vaughan 32-133; Ward 16-91; Wilkins 1-20; Team 3(-6) **ASU:** Radford 7-11; Hillary 1-8; Welton 4-8; Cline 1-8; Edwards 8-3; Presley 2-1.

**Passing—RICH:** Ward 24-10-0, 121 yds. **ASU:** Edwards 41-26-5, 323 yds; Hillary 1-0-0, 0 yds.

**Receiving—RICH:** Grayson 5-48; Stewart 2-20; Wilkins 1-27; Bischoff 1-17; Gray 1-9 **ASU:** Courman 7-63; Quick 6-94; Hillary 5-41; Elder 3-48; Cline 3-25; Jordan 2-52.

**Interceptions—RICH:** Williams 3-74; Ireland 1-33; Rogers 1-0. **ASU:** None.

**ASU Defensive Stats—Tackles:** Roman 2-13-15; D.J. Smith 5-9-14; Riddle 2-7-9; Banks 2-6-8; Tanyi 1-5-6; Williams 1-5-6; LeGree 3-2-5; Gainey 2-3-5; Fletcher 1-4-5; Gilbert 0-4-4; Bozzo 1-1-2; Finnerty 1-1-2; Long 0-2-2; Acitelli 0-2-2; Bennett 0-2-2; Quick 1-0-1; Hardee 1-0-1; Fitchett 0-1-1; Kilgore 0-1-1; Bieschke 0-1-1; Jones 0-1-1. **Forced Fumbles:** None. **Fumble Recoveries:** None. **Tackles for Loss:** LeGree 1-4; Finnerty 1-3; D.J. Smith 1-1; Riddle 0.5-1; Tanyi 0.5-1. **Sacks:** D.J. Smith 1-1. **PBUs:** Riddle; LeGree.



**SOCON**  
CHAMPIONS

1986

1987

1991

1995

1999

2005

2006

2007

2008

**NCAA**  
NATIONAL  
CHAMPIONS

2005

2006

2007

150

INTRO &  
MEDIA INFO

SEASON  
OUTLOOK

COACHES  
& STAFF

2009  
MOUNTAINEERS

2009  
OPPONENTS



# HISTORY AND TRADITIONS



YOSEF

Yosef is mountain talk for "yourself," with the idea being that if you are an Appalachian alumnus, fan or friend and have a heart filled with black and gold, you are Yosef.

In preparing the layout for the 1942 edition of Appalachian's annual yearbook, *The Rhododendron*, editor James Storie and associate editor Elizabeth South (who later married in June 1942) were talking with freshman Lloyd S. Isaacs and Bill Mitchell of Observer Publishing about being one picture short of a perfectly balanced annual.

The result of their chatter was the creation of a character named *Dan'l Boone Yoseff from Appalachian*. He was presented as a member of the 1941-42 freshman class.

Each member of the foursome deflected credit for the creation of Yosef. Although called the Mountaineers, Appalachian had no mascot prior to Yosef. There were no plans in 1942 for Yosef to continue and evolve into what he is today.

His initial publication was such a hit that students went so far as to want to order picture packages of Yosef instead of pictures of themselves. Undoubtedly, the caricature, the name and the idea appealed to Appalachian students.

There is a controversy as to where the original image of Yosef came from, and who was responsible for the picture. Accounts mention having a bookstore staff member generate a sketch, but an artist in Charlotte has also been credited with the creation of the mountain man.

The next mention of the fictional character came during the years of 1946-49 when Yoseff served as a guest editorial writer in the student newspaper (The Appalachian). He wrote using mountain colloquialism with a penchant for misspelled words.

Yoseff dropped the second "f" and became Yosef in January of 1947. On Nov. 22, 1947, the University sponsored a Mr. and Mrs. Yosef contest. Skills needed for the titles included hog and chicken calling.

The first mention of Yosef as the mascot of the Mountaineers is a picture in the March 12, 1948

edition of The Appalachian. The photo tabbed him as a perennial freshman.

In 1949, John Geffrich, a 48-year-old World War II veteran, was one of the first Yosef mascots. Geffrich helped establish a lineage of male undergraduates portraying a bearded man with coveralls, a pipe and a straw hat. The addition of a musket and a black-and-gold pick-up truck called the "Yosef Mobile" came along through the generations of Yosef.

In the early 1980s opinions began to sound that Yosef was too ugly and that his appearance needed to be altered. The need for a more dignified mascot, away from the slouchy, flea-bitten character, was evident.

Prior to the 1983-84 academic year, a committee comprised of university students, staff and faculty members modernized Yosef's look through a cartoon-type head and body.

Responsible for providing school spirit, Yosef is a member of the cheerleading squad. He was an integral part of Appalachian's 1986 and 1989 UCA Division I and 2008 Speed Squad, Inc. Large Squad national championships. Yosef goes to mascot instructional camp with the cheerleaders each summer.



YOSEF THROUGH THE YEARS



1942

The *Rhododendron* staff created *Dan'l Boone Yoseff from Appalachian*, ASU's first mascot.



1983-84

A committee comprised of ASU students, faculty and staff developed the first costumed Yosef.



1949

John Geffrich, a 48-year-old WWII vet, became the first ASU student to portay Yosef.



2001

"Touchdown Yosef" became a permanent part of the ASU landscape when the statue donated by Irwin and Carol Belk was erected at the corner of Stadium Drive and Rivers Street in the heart of campus.

2009

A new Yosef debuts on the ASU sideline.

SOCON  
CHAMPIONS  
1986

1987

1991

1995

1999

2005

2006

2007

2008

NCAA  
NATIONAL  
CHAMPIONS

2005

2006

2007

THE OLD MOUNTAIN JUG

Rivalries are what make college football the intense event that it is and Appalachian participates in one of the oldest and most-heated rivalries in the country.

Appalachian State and Western Carolina have clashed on the gridiron 73 times. Leading the all-time series by a margin of 54-18-1, Appalachian has dominated the rivalry for most of its duration, but in 1976, the clash between the Mountain neighbors gained an added dimension with the development of the Old Mountain Jug.

Prior to the 1976 matchup, dialogue between Yosef Club Director Wayne Clawson and Cat Club Director Tom Bommer developed with hopes to heighten the rivalry between the foes. Clawson and Bommer promoted the jug idea to alumni, while Appalachian sports information Director Rick Layton and Western Carolina SID Steve White were charged with drumming up media exposure for it.

Appalachian bookstore manager Roby Triplett donated the Jug, which weighs approximately 25 pounds. Capped with a traditional cork, it is a replica of one used to transport homemade corn whiskey. His wife, the late Dee Triplett, a science and biology teacher at Hardin Park Elementary School in Boone, painted the Jug gold with the purple Catamount on one side and the black Mountaineer on the other side. Excluding minor touchups, the Jug and its logos have not been altered since their creation.

The winner of the annual fray retains possession of the Jug until the next year's match-up.

After winning the four of the first five battles for the Jug, Appalachian dropped four in a row to Western Carolina from 1981-84. Head coach Sparky Woods helped ASU return the jug to Boone for an impressive string of 13-consecutive wins from 1985-97 that carried into the tenure of present ASU head coach, Jerry Moore.

Western Carolina put a halt to the Mountaineer win streak by handing the Apps a 23-6 setback in 1998. Appalachian returned the Jug to Boone in 1999 and successfully defended it for five-straight years before the Catamounts took back the Jug for just the second time in two decades with a 30-27 triumph in 2004.

Western's possession of the Jug was short-lived, however, as Appalachian has defeated WCU each of the past four seasons. Among those four wins have been the two biggest margins of victory since the inception of the Jug — a 35-7 rout in 2005 and a 79-35 shellacking in 2007, both coming in Boone — and two convincing triumphs in Cullowhee that capped perfect SoCon seasons for ASU — 31-9 in 2006 and 35-10 last year.



THE BATTLE FOR THE OLD MOUNTAIN JUG

Year	Date	Site	Score	ASU Head Coach
1976	Oct. 2	Boone, N.C.	W, 24-17	Jim Brakefield
1977	Nov. 19	Cullowhee, N.C.	L, 14-44	Jim Brakefield
1978	Nov. 18	Cullowhee, N.C.	W, 39-13	Jim Brakefield
1979	Sept. 22	Boone, N.C.	W, 35-27	Jim Brakefield, 3-1
1980	Nov. 1	Boone, N.C.	W, 27-24	Mike Working
1981	Nov. 21	Cullowhee, N.C.	L, 10-21	Mike Working
1982	Nov. 20	Boone, N.C.	L, 24-26	Mike Working, 1-2
1983	Nov. 19	Cullowhee, N.C.	L, 15-41	Mack Brown, 0-1
1984	Oct. 6	Boone, N.C.	L, 7-34	Sparky Woods
1985	Nov. 9	Cullowhee, N.C.	W, 27-14	Sparky Woods
1986	Aug. 30	Boone, N.C.	W, 17-13	Sparky Woods
1987	Nov. 21	Cullowhee, N.C.	W, 33-13	Sparky Woods
1988	Nov. 5	Boone, N.C.	W, 42-21	Sparky Woods, 4-1
1989	Nov. 18	Cullowhee, N.C.	W, 31-20	Jerry Moore
1990	Oct. 20	Boone, N.C.	W, 27-9	Jerry Moore
1991	Nov. 16	Cullowhee, N.C.	W, 24-14	Jerry Moore
1992	Nov. 21	Boone, N.C.	W, 14-12	Jerry Moore
1993	Nov. 13	Boone, N.C.	W, 20-16	Jerry Moore
1994	Nov. 12	Cullowhee, N.C.	W, 12-7	Jerry Moore
1995	Nov. 11	Boone, N.C.	W, 28-3	Jerry Moore
1996	Nov. 16	Cullowhee, N.C.	W, 24-17	Jerry Moore
1997	Nov. 15	Boone, N.C.	W, 13-7	Jerry Moore
1998	Nov. 21	Cullowhee, N.C.	L, 6-23	Jerry Moore
1999	Nov. 13	Boone, N.C.	W, 34-10	Jerry Moore
2000	Nov. 11	Cullowhee, N.C.	W, 35-28	Jerry Moore
2001	Nov. 10	Boone, N.C.	W, 34-24	Jerry Moore
2002	Nov. 16	Cullowhee, N.C.	W, 24-14	Jerry Moore
2003	Nov. 15	Boone, N.C.	W, 26-18	Jerry Moore
2004	Nov. 13	Cullowhee, N.C.	L, 27-30	Jerry Moore
2005	Nov. 12	Boone, N.C.	W, 35-7	Jerry Moore
2006	Nov. 11	Cullowhee, N.C.	W, 31-9	Jerry Moore
2007	Nov. 10	Boone, N.C.	W, 79-35	Jerry Moore
2008	Nov. 22	Cullowhee N.C.	W, 35-10	Jerry Moore, 18-2

OLD MOUNTAIN JUG SERIES NOTES

- Overall Series:** ASU leads 54-18-1
- Series since inception of Old Mountain Jug:** ASU leads 26-7
- Most Points by ASU:** 79 (2007)
- Most Points by WCU:** 41 (1983)
- Fewest Points by ASU:** 6 (1998)
- Fewest Points by WCU:** 3 (1995)
- Largest ASU Victory Margin:** 44 (2007)
- Largest WCU Victory Margin:** 27 (1984)
- Longest ASU Winning Streak:** 13 (1985-1997)
- Longest WCU Winning Streak:** 4 (1981-1984)
- Battle for the Jug at Kidd Brewer Stadium:** ASU leads 15-2
- Battle for the Jug at E.J. Whitmire Stadium:** ASU leads 11-5



HEAD COACH  
JERRY  
MOORE

**SOCON**  
CHAMPIONS  
1986

1987

1991

1995

1999

2005

2006

2007

2008

**NCAA**  
NATIONAL  
CHAMPIONS

2005

2006

2007



The Old Mountain Jug has set up nearly permanent residence in the High Country, calling Boone home 22 of the past 24 years.

RETIRED NUMBERS

NO. 23 JOHN SETTLE

On Nov. 22, 1986, before his last regular-season game at Kidd Brewer Stadium, the legendary John Settle became the first ASU football player to have his number (23) retired.

Settle's career established him as Appalachian's all-time leader in almost every rushing category. Settle displayed courage every step of the way. His pride and respect for the game set the standard of excellence by which all Mountaineer athletes, past, present and future, strive to perpetuate.

From 1983 through 1986, Settle graced the Appalachian backfield with steadfast courage and determination. He finished his career as the school's all-time leading rusher with 4,409 yards and 43 touchdowns. He presently holds 24 Appalachian records. At the time of his departure from Boone, he was the third-ranked rusher in NCAA Division I-AA football history.

Settle, a criminal justice major while at Appalachian, was named the Southern Conference Player and Male Athlete of the Year as a senior, after rushing for 1,661 yards and 20 touchdowns. One of the highlights of his season was his five-touchdown day in the Homecoming victory over Davidson on Nov. 4, 1986.


The two-time All-American had a knack for rising to the occasion in the most important games. In Appalachian's first NCAA I-AA Playoff game in school history, on Nov. 29, 1986, Settle dazzled the crowd with 236 yards on 37 carries and a touchdown in the 28-26 defeat to Nicholls State.

His excellence continued at the professional level with the Atlanta Falcons. In 1988, Settle became the first rookie free agent in NFL history to gain over 1,000 yards in a season. During that year, he gained 1,594 total yards (1,024 rushing and 570 receiving) and was voted to the Pro Bowl, the all-star game of the NFL, in Honolulu, Hawaii. His fabled playing days came to a close with the Washington Redskins. He was rewarded for his hard work with a 1991 Super Bowl championship ring with the Redskins.

Settle's career continued to evolve as his playing days paved the way for a future in coaching which began in Boone, in 1994. Again a Mountaineer, Settle instantly found his niche as an assistant coach. From 1995-1998, Settle served as an

offensive assistant for the Cleveland Browns and later the Baltimore Ravens. His duties in the NFL involved coordinating the game plan and working with the running backs, special teams, and strength and conditioning. His experienced football mind was also used in the evaluation of personnel. In 1998, Settle returned to the college game by taking a job at Fresno State where he served as the Bulldogs' running backs coach for nine seasons until moving into the same position at the University of Wisconsin prior to the 2006 season.

Of his time in Boone, Settle says: "Appalachian helped lay the foundation for who and what I am today. As time moves on, I appreciate the days I spent in Boone more and more. The people, the fans, the University and the family environment that surrounds the community are something that I have not encountered since my days in Boone. I hope that someday I will have the opportunity to give back to a place that has given so much to me."



Appalachian retired John Settle's No. 23 on Nov. 22, 1986.

NO. 32 DEXTER COAKLEY

Perhaps the most decorated player in the illustrious history of Appalachian State University football, Appalachian retired Dexter Coakley's No. 32 on April 19, 2005.

From 1993-96, Coakley set or tied six school records, earned a slew of personal accolades and helped lead Appalachian to 32 victories and two NCAA I-AA playoff appearances.

The Mt. Pleasant, S.C. native made an immediate impact on the ASU squad, as he led the Apps with 141 total tackles as a freshman in 1993, en route to Southern Conference Freshman of the Year honors.

Things only got better for the hard-hitting linebacker, both individually and for the Mountaineers. In 1994, he racked up 155 tackles to earn the first of three SoCon Defensive Player of the Year awards. Perhaps more importantly, he helped lead ASU back to the I-AA playoffs after a one-year hiatus and a first-round, overtime victory over No. 7 New Hampshire before falling at second-ranked Boise State in the national quarterfinals.

As a junior, Coakley led his squad to a perfect 11-0 regular season, becoming just the ninth team in 30 years to claim the SoCon crown with an undefeated, untied league record (8-0). For the second-straight season, Coakley hauled in SoCon Defensive Player of the Year and first-team All-America accolades after racking up 150 tackles. He also earned the inaugural Buck Buchanan Award, given to the top defensive player in I-AA.

Coakley capped his second-to-none collegiate career in 1996 by leading Appalachian in tackles for the third time with 166. He earned SoCon Defensive Player of the Year and first-team All-America honors for the third time, while also claiming his second-straight Buck Buchanan Award. He remains the only two-time winner of I-AA football's most prestigious defensive honor and the only Mountaineer to garner All-America status for three years.

No. 32 remains ASU's all-time career leader in total tackles (616), solo tackles (350), assisted tackles (266), double-figure tackle games (38) and 20-tackle games (7). He is tied for the school mark with two-consecutive 20-tackle games, a feat he achieved twice, versus Georgia Southern and Marshall in 1995 and against East Tennessee State and Furman in '96.


Following the end of his career in the High Country, Coakley became the second-highest drafted player in Appalachian history when the Dallas Cowboys selected him in the third round (65th overall pick) of the 1997 NFL Draft.

His impact in the NFL was as immediate as his impact at ASU, as he started all 16 games for the Cowboys as a rookie in '97. In 127 games as a pro, he has registered 687 tackles, 10 interceptions, seven sacks and four forced fumbles and has missed only one game in eight seasons due to injury. He earned Pro Bowl appearances in 1999, 2001 and '03.


After spending the first eight years of his professional career in Dallas, Coakley spent the 2005 and '06 seasons with the St. Louis Rams. He is currently a free agent.

Active in the community, Coakley received the Cowboys Unsung Hero Award in 2002, as selected by his teammates and fans. He has been involved with many charitable programs throughout and following his professional football career, including the Salvation Army, the Children's Cancer Fund Fashion Show, Dallas Cowboys Courage House, and Let Us Play! Sports Camp for Girls.


Coakley and his wife, Nicole, have a daughter, Trinity, and a son, Zahn.



Appalachian retired Dexter Coakley's No. 32 on April 19, 2005.



Settle enjoyed a six-year NFL career with the Atlanta Falcons and Washington Redskins.



Coakley appeared in three Pro Bowls as a member of the Dallas Cowboys.

SOCON CHAMPIONS 1986

1987

1991

1995

1999

2005

2006

2007

2008

NCAA NATIONAL CHAMPIONS 2005

2006

2007

RETIRED NUMBERS

NO. 38 DINO HACKETT


Appalachian State University football retired its third jersey, Dino Hackett's No. 38, during homecoming festivities on Oct. 29, 2005.

"I've had a lot of honors in the NFL and college, and I can honestly say having my number retired at Appalachian is the greatest honor I've ever received," Hackett said.

A member of Appalachian's 75th Anniversary Team, Hackett starred as a linebacker at ASU from 1982-85. He holds eight school records, including most solo (106), assisted (94) and total tackles (200) in a season, which he accomplished in 1985 en route to first-team All-America accolades. His 27 total tackles against East Tennessee State on Nov. 23, 1985 are still tops in Appalachian's single-game annals, as are his 18 solo stops versus Furman on Oct. 26, 1985. In addition to the All-America recognition as a senior, Hackett was also an all-Southern Conference honoree in both 1984 and '85.

Following his standout collegiate career, Hackett was selected in the second round (35th overall) of the 1986 National Football League Draft by the Kansas City Chiefs, which remains the highest that a Mountaineer has ever been drafted by an NFL team. He went on to enjoy a successful seven-year professional career, spending six seasons with the Chiefs and one with the Seattle Seahawks. One of only seven Chiefs to ever start all 16 games as a rookie, Hackett's 140 tackles in 1986 are the second-most by a rookie in team history. He went on to earn a spot in the Pro Bowl following the 1988 season, in which he was part of the K.C.'s top-rated pass defense. His 16 tackles versus the Seahawks on Sept. 20, 1987 is still a Kansas City record.

Since retiring from the NFL following the 1993 season, Hackett has returned to the Triad where he and his brother, Joey, own and operate Hackett Properties, a real estate development company. A graduate of Southern Guilford H.S. in Greensboro,



Appalachian retired Dino Hackett's No. 38 on Oct. 29, 2005.

Hackett resides in Pleasant Garden, N.C. with his wife, Cindy, daughter, Dustin Marie, and son, Jax. The family raises quarterhorses on their farm.

"Honoring Dino was a highlight of my first year at Appalachian. To me, personally, Dino Hackett is what Mountaineer football is all about," Appalachian athletics director Charlie Cobb said. "Along with being one of the best football players in ASU history, Dino is someone who embodies the spirit of Appalachian and is a terrific ambassador for both the University and the athletics department. He is truly deserving of the honor."



Dino Hackett played seven seasons in the NFL, six with the Kansas City Chiefs, and earned a Pro Bowl selection in 1988.

NO. 71 LARRY HAND

Appalachian State University retired the No. 71 worn by all-American and NFL standout Larry Hand as part of homecoming festivities on Sept. 30, 2006.

Hand was a two-time all-American and three-time all-Carolinas Conference honoree as a tackle at Appalachian from 1960-64. Hand was far from a top prospect coming out of Butler H.S. in Butler, N.J. In fact, he worked as a mason for two years before Appalachian head coach Jim Duncan brought him to Boone, despite the fact that the 6-4, 225-pounder only played junior varsity high school football. However, after missing his freshman season due to injury, Hand made an immediate impact on the Mountaineers and put together the first of three-straight all-conference campaigns in 1962.

In '63, he garnered all-America accolades for the first time, earning second-team NAIA honors. His breakout performance came in a 20-6 win over Lenoir-Rhyne, in which he led a Mountaineer defense that forced five fumbles and held the Bears to minus-22 yards rushing.


Following Appalachian's first victory over LRC in nine years, Duncan called Hand "the best pro line prospect to come out of the Carolinas Conference." Professional teams agreed, as Hand was drafted as a future selection by both the Detroit Lions (10th round — NFL) and New York Jets (21st round — AFL) prior to his senior season in 1964 (future selections could be used on players that had a year of college eligibility remaining but their class had graduated).

In '64, Hand showed why the professional teams jumped at the chance to draft him in the offseason, as he put together a monster season that culminated in first-team NAIA all-America plaudits and second-team recognition by the Associated Press. He was also awarded the 1964 Kirkland Blocking Award, established in 1957 by Catawba College in memory of Gordon A. Kirkland.

He signed with the Lions in 1965 and went on to play 13 seasons in Detroit. His 13 years of service are tied for the third-most in Lions history and his 164 games played are tied for the 11th-highest total in franchise history.

In his 13 professional seasons, Hand registered five interceptions as a defensive lineman, returning three for touchdowns. He was the Lions' defensive MVP in 1972 and is still tied for second in Lions history with two INT returns for touchdowns in 1967. Defensive statistics such as tackles, tackles for loss and sacks were not kept by the Lions until 1973 (and didn't become an official NFL statistic in 1983). However, it is known that he led Detroit in sacks in two of the five seasons that he played when those records were kept, with 11 in 1973 and seven in 1975 (both 14-game seasons).

Hand is currently employed by Wachovia Securities and resides in the Winston-Salem area with his wife, Darlene. Current Appalachian offensive lineman Pat Mills will continue to wear No. 71 for the remainder of his ASU career.



Appalachian retired Larry Hand's No. 71 on Sept. 30, 2006.



After being selected in the NFL and AFL Drafts, Larry Hand played 13 seasons with the NFL's Detroit Lions.



SR. QB ARMANTI EDWARDS

SOCON

CHAMPIONS

1986

1987

1991

1995

1999

2005

2006

2007

2008

NCAA

NATIONAL CHAMPIONS

2005

2006

2007

APPALACHIAN HEROES

ROB BEST, SHAWN ELLIOTT AND STACY SEARELS

As the Appalachian State football team departed Johnson City, Tenn. on Sept. 30, 2000, the most shocking thing to happen that night had been Joe Burchette's evolution from third-string quarterback to starter in a 30-13 win at East Tennessee State. As October began a couple of hours later, however, who took the bulk of snaps from center was the farthest thing from any Mountaineer's mind.

As the ASU buses rounded a corner on Route 105 in Foscoe six miles from home around 12:30 in the morning, they came upon a fiery accident that appeared to involve a van and a car. Not long after the buses came to a stop, someone on the lead bus recognized the van as the one transporting the football team's student trainers, managers and videographers.

Shouts of, "That's our van!" were followed quickly by the buses' occupants scrambling to get to the van. The first three people out of the bus were offensive coaches Stacy Searels, Rob Best and Shawn Elliott.

"The car was engulfed in flames," said Best, "and our biggest concern was that it might spread to the van."

According to the North Carolina Highway Patrol, a 1989 Audi station wagon driven by John V. White, III crossed the center line going about 60 miles per hour in a 35 mph zone and hit the 2000 Dodge Ram van head on. The car immediately burst into flames and White is believed to have died instantly.

Head coach Jerry Moore attempted to help the driver of the car, but "there was nothing anyone could do. The whole car was just a mass of flames, and he was pinned in there."

As Searels, Best and Elliott reached the van, they found that two of the 13 passengers were still in the van: assistant athletic trainer Tony Barnett, the driver of the van, and Searels' student assistant coach Jonathan Taylor. Searels ripped open the mangled door to the van and pulled Taylor out. Barnett was trapped by a tangled seat belt and an inflated air bag.

"Tony was pinned in the seat," said Best. "Stacy dragged Jonathan out and Shawn and I both grabbed the driver's seat and yanked it back to try and get Tony free. Stacy came back and helped us get him out."

"Stacy got in there and all but ripped the whole seat out of that van," added Moore. "Fire was everywhere, but he had Tony in his arms and was getting him back toward the buses."

The 13 passengers were now out of the van, but in varying stages of injury, pain and shock, and many were still dangerously close to the burning wreck.

"When we first ran up, there were people just kind of lying on the ground," said sophomore wide receiver Joe Hamilton, "we grabbed a couple of the people and moved them away from the scene."

Jake Stroot, team video coordinator and Appalachian Sports Network sideline reporter, had managed to get out of the van, but could get no further.

"I got out of the van and I couldn't walk," said Stroot. "(Neil Cornatzer, Aaron Dobbins and Daniel Jeremiah) carried me like 50 yards away."

"About four to six minutes after we got them out," said Best, "the van ignited. (The fire) spread pretty fast."

Best called the scene "unbelievable" as head athletic trainer Andy Massey examined the injured and the players attended to them.

"It was a complete role reversal," said Best. "The players had the kids who were in the van wrapped up in blankets and were applying pressure to stop bleeding wounds. The response and composure a lot of those guys showed was just amazing."

"They worked on me for six years now to try and keep me on the field," said senior wide receiver Joey Gibson, who missed the 1999 season with a knee injury. "It was kind of a flip to see us working on them."

"Everybody who was out there helping, being nothing but 10 or 15 yards away from that van, was at a risk," said Moore. "They ought to hang a medal around everyone's neck."

"That was hero stuff going on," said defensive coordinator John Wiley.

When EMS services arrived minutes later, many of the injured were prepared to be loaded onto ambulances. Barnett and Taylor were the first to be transported out. Taylor was taken to Cannon Memorial Hospital and life-flighted to Johnson City (Tenn.) Memorial Hospital, while Barnett was admitted at Watauga Medical Center.

Of the other 11 passengers, five were taken to WMC and five to CMH. Only the frontseat passenger was spared a hospital visit, due to a seatbelt and air bag. Most of the injuries consisted of broken bones and cuts. In all, only seven stayed the night in the hospital and after 10 days only Taylor remained hospitalized in serious, but stable condition with a severe concussion and some broken bones.

After the injured were taken away, the team buses were allowed through the accident scene

to get home at about 2 a.m. A quiet 10 minute ride was followed by a team meeting. Before any of the equipment was unloaded the players and coaches gathered in the Mountaineer Room in Owens Field House and prayed. Some prayed silently, while others verbalized their hopes and wishes.

That early morning meeting is hardly the end of the story, however. Coaches still needed to coach and players still needed to play, and those were not the easiest things to do for awhile. Athletics director Roachel Laney spent every day for the next week at the different hospitals, as did Massey and the coaching staff. Someone from the ASU football team visited Johnson City daily to be with Jonathan and his family.

The staff also learned the nature of their relationship with the rest of the Southern Conference coaches and teams. East Tennessee State made extra copies of their game films to replace the ASU copies lost in the accident. Also, the ETSU branch of Fellowship of Christian Athletes met Taylor's mother and held prayer meetings at Johnson City Memorial every night.

On top of all this, the team had to prepare to face sixth-ranked and SoCon rival Furman the next Saturday on regional television and deal with the attention from media.

"I hear about a different hero every day," said Moore after listening to different people's stories. "We're grateful and fortunate that we didn't lose anyone. But one life was lost and our hearts and prayers are with that family, too."

"Everyone had their own heroes," said Stroot. "Everyone had two or three guys helping them out. It's really a big family. You realize how much everyone cares for you."

It was an emotional week, which was capped by an 18-17, come-from-behind win over the Paladins. As the final seconds ticked off the clock, Searels searched for a cell phone on the field. Finding one, he dialed the number for Taylor's room in Johnson City. After getting Jonathan on the phone Searels proclaimed, "We won, Jonathan. We did it. We did it for you."

"I'll never be prouder of a program, no matter what happens on the field," said Moore, long before the Furman contest. "They've learned a lot about priorities and how fragile life and health can be. They've showed me they have qualities that will serve them well a long time after they don't play football games anymore."

For their actions that night, Searels, Best and Elliott were presented with the NCAA Award of Valor. The award is presented only in years when there is a worthy candidate or candidates. It recognizes a current intercollegiate athletics coach or administrator, or a current or former varsity letter winner at an NCAA institution, who, when confronted with a situation involving personal danger, averted or minimized potential disaster by courageous action or noteworthy bravery. The NCAA Award of Valor has only been presented eight previous times since its inception in 1974.

BRIAN STOKES

Many events on the gridiron during Appalachian's run to consecutive NCAA Division I national championships in 2005 and '06 were described as heroic. However, ASU benefited from the presence of a true hero on the field and in the locker room during the championship campaigns.

Brian Stokes came to ASU in 2005 as a 26-year-old freshman. Prior to his arrival in the High Country, Stokes spent five years in the United States Marine Corps, serving deployments to over 10 countries during his military career, including two tours of duty in Iraq.


During Stokes' second tour in Iraq in 2004, the former all-state linebacker and fullback at Williams H.S. in Burlington, N.C. served in over 200 combat missions, including the invasion of Fallujah. A sergeant in the 2nd Battalion, 2nd Marines, Stokes was the commanding officer in a humvee near Lutayfiah in August 2004 when his convoy was the target of two 200-kilogram roadside bombs, which blew the 300-pound doors off Stokes' humvee when detonated within yards of the armored vehicle. Everyone in the vehicle survived, but Stokes suffered shrapnel wounds in his right arm and lost the majority of hearing in his right ear.

Following his release from active duty, Stokes and fellow Marine Wayne Norman enrolled at Appalachian, where head coach Jerry Moore welcomed the heroes with open arms. Both were on the field for the opening kickoff in the 2005 home opener versus Coastal Carolina. Stokes was a regular contributor on special teams and played an important role in the Mountaineers winning their first-ever national title.

Little did Stokes know that just one week prior to the 21-16 victory over Northern Iowa in the 2005 NCAA Division I-AA national championship game, he was awarded a Purple Heart for the injuries he sustained in the roadside bomb attack 16 months earlier. He wasn't aware of the recognition until the Purple Heart arrived in the mail in February 2006.

Due to injury-riddled stints as a member of the football programs at East Carolina and Elon following Stokes' standout high-school career, the former Shrine Bowl participant was granted just two years of eligibility at ASU by the NCAA. He returned for his final gridiron campaign in 2006 and again was a key special-teams performer for Appalachian's second-straight national title march.

Stokes finished his career with eight tackles in 29 games and capped his football-playing days with an appearance in the Texas vs. The Nation All-Star Classic in El Paso, Texas. His story has been told in dozens of newspapers and on television programs across the region and nation, highlighted by an appearance on CBS' *Late, Late Show with Craig Ferguson* in 2005. He was married in July 2007 and graduated with a degree in criminal justice in 2008. A movie chronicling Stokes' journey is in early production stages.



Purple Heart recipient Brian Stokes was a special-teams standout for the Mountaineers in 2005 and '06.

SOCON

CHAMPIONS

1986

1987

1991

1995

1999

2005

2006

2007


2008

NCAA NATIONAL CHAMPIONS

2005

2006

2007



Rob Best, Stacy Searels and Shawn Elliott were presented with the NCAA Award of Valor, recognizing individuals who, when confronted with a situation involving personal danger, averted or minimized potential disaster by courageous action or noteworthy bravery.

ASU ATHLETICS HALL OF FAME

Founded in 1975 by the Appalachian Former Athletes Association, the ASU Athletics Hall of Fame recognizes former coaches and student-athletes for their athletic achievements at Appalachian. To be considered for induction, a nominee must have completed their eligibility at least five years prior to his/her nomination while coaches are eligible for nomination five years after their last season of coaching at ASU.

Through 2008, 58 people representing the football program have been inducted into the Hall of Fame, with former defensive lineman Josh Jeffries and punter Mark Royals selected for induction on Sept. 26 of this year. The entire list of gridiron standouts inducted in the ASU Athletics Hall of Fame is below.

Name	Years	Date Inducted	Name	Years	Date Inducted
S.G. Gabriel	1950-54	Sept. 13, 1975	James Ollis	1952-56	Sept. 2, 1989
Jack Groce	1949-53	Sept. 13, 1975	Steve Brown	1977-81	Sept. 1, 1990
Larry Hand	1961-64	Sept. 13, 1975	Carl Messere*	1957-61; 1965-70	Aug. 31, 1991
Claude "Red" Smith	1930-34	Sept. 13, 1975	Ned Pennell	1951-54	Sept. 26, 1992
John Caskey	1946-49	Sept. 11, 1976	Robby Price	1974-78	Sept. 11, 1993
John Hollar	1940-42, 1946-49	Sept. 11, 1976	John Settle	1983-86	Sept. 17, 1994
Coaker Triplett	1930-33	Sept. 11, 1976	Dino Hackett	1981-85	Sept. 9, 1995
George "Fluffy" Watts	1938-42	Sept. 11, 1976	Emmitt Hamilton	1974-78	Sept. 9, 1995
Herman Bryson	1946-50	Sept. 17, 1977	Devon Ford	1973-77	Sept. 9, 1995
Lloyd Hobbs	1934-37	Sept. 17, 1977	Larry Bo Buttler	1969-73	Sept. 20, 1997
Francis L. Hoover*	1936-40; 1945-77	Sept. 17, 1977	Jim Brakefield^	1971-79	Sept. 20, 1997
Pat Murphy	1965-69	Sept. 17, 1977	Joe Parker	1973-77	Sept. 5, 1998
Kidd Brewer^	1935-38	Sept. 9, 1978	Scott McConnell	1975-78	Sept. 11, 1999
Len Wilson	1934-38	Sept. 9, 1978	Avery Hall	1989-92	Sept. 11, 1999
Bobby Agle	1965-69	Sept. 22, 1979	Earl Henson	1934-38	Sept. 9, 2000
M.J. "Rovie" Angell	1934-38	Sept. 22, 1979	Bob Broome*	1936-40; 1947-59	Sept. 1, 2001
Cline Farthing	1933-37	Sept. 22, 1979	Jim Duncan^	1959-65	Sept. 1, 2001
Claude Pyatte	1929-32	Sept. 22, 1979	Bobby Russell	1965-68	Sept. 11, 2004
E.C. Duggins^	1947-55	Sept. 13, 1980	Matt Stevens	1991-95	Sept. 11, 2004
Alvin Hooks	1948-52	Sept. 13, 1980	Clayton Deskins	1968-71	Sept. 11, 2004
Everette McConnell	1931-35	Sept. 13, 1980	Jim Conger	1956-59	Sept. 17, 2005
Flucie Stewart^	1935-40; 1946-47	Sept. 5, 1981	Rico Mack	1989-92	Sept. 17, 2005
J.C. Honeycutt	1946-50	Sept. 5, 1981	Richard Tickle	1961-64	Sept. 17, 2005
Ansel Glendenning	1956-60	Sept. 18, 1982	Harold Alexander	1989-92	Sept. 9, 2006
Ivo Wortman	1930-34	Sept. 18, 1982	Alvin Parker	1980-83	Sept. 9, 2006
Carl Rudisill	1932-36	Sept. 22, 1984	Wayne Byrd	1963-66	Sept. 27, 2008
Greg Van Orden	1960-63	Sept. 22, 1984	Dexter Coakley	1993-96	Sept. 27, 2008
Rick Beasley	1977-81	Sept. 13, 1986	Corey Hall	1997-2000	Sept. 26, 2009
Robert Weaver	1931-35	Sept. 13, 1986	Josh Jeffries	1999-2002	Sept. 26, 2009
Steven Gabriel	1948-52	Sept. 12, 1987	Mark Royals	1983-85	Sept. 26, 2009
Gill Beck	1974-77	Sept. 3, 1988			

\* denotes player and coach  
^ denotes coach



Corey Hall (right), Josh Jeffries (middle) and Mark Royals (left) will become the football program's 59th, 60th and 61st representatives in the ASU Athletics Hall of Fame when they're inducted on Sept. 26.

75TH ANNIVERSARY TEAM

On November 15, 2003, Appalachian State University wrapped up its 75th anniversary of intercollegiate football by announcing its 75th Anniversary Team. The team consists of 25 of the greatest players from the first 75 years of Mountaineer football, with a representative at each position. The team was recognized during halftime of the season finale at Kidd Brewer Stadium versus Western Carolina.

OFFENSE	DEFENSE
<b>Wide Receiver</b> ..... Bob Agle (1965-68)	<b>Defensive Line</b> ..... Anthony Downs (1984-87)
<b>Wide Receiver</b> ..... Rick Beasley (1978-80)	<b>Defensive Line</b> ..... Avery Hall (1989-92)
<b>Tight End</b> ..... Steve Wilkes (1984-87)	<b>Defensive Line</b> ..... Larry Hand (1960-64)
<b>Offensive Line</b> ..... Gill Beck (1974-77)	<b>Defensive Line</b> ..... Josh Jeffries (1999-2002)
<b>Offensive Line</b> ..... Mike Callaway (1982-86)	<b>Linebacker</b> ..... Dexter Coakley (1993-96)
<b>Offensive Line</b> ..... Derrick Graham (1986-89)	<b>Linebacker</b> ..... Dino Hackett (1982-85)
<b>Offensive Line</b> ..... Scott Kadlub (1992-96)	<b>Linebacker</b> ..... Richard Tickle (1961-64)
<b>Offensive Line</b> ..... Ted Reitzle (1937-40)	<b>Defensive Back</b> ..... Wayne Byrd (1963-66)
<b>Quarterback</b> ..... Steve Brown (1977-80)	<b>Defensive Back</b> ..... Larry Harbin (1961-64)
<b>Running Back</b> ..... John Settle (1983-86)	<b>Defensive Back</b> ..... Jim Ollis (1952-55)
<b>Running Back</b> ..... Damon Scott (1993-96)	<b>Defensive Back</b> ..... Matt Stevens (1991-95)
<b>Return Specialist</b> ..... Devon Ford (1973-76)	<b>Punter</b> ..... Harold Alexander (1989-92)
<b>Place Kicker</b> ..... Bjorn Nittmo (1985-88)	



SOCON CHAMPIONS

1986

1987

1991

1995

1999

2005

2006

2007

2008

NCAA NATIONAL CHAMPIONS

2005

2006

2007

ALL-AMERICANS



**Len Wilson, RB**  
1937: 1st-BF



**Ted Reitzle, C**  
1939: 3rd-AP  
1940: 2nd-W



**George Watts, T**  
1941: 2nd-AP; 3rd-W



**John Caskey, E**  
1948: 1st-AP



**Herman Bryson, RB**  
1948: 3rd-AP



**Jack Groce, RB**  
1950: 2nd-AP



**Ansel Glendenning, RB**  
1958: 1st-W



**Bob White, G**  
1960: 2nd-NAIA



**Joe Bailey, T**  
1961: 2nd-W




**Greg Van Orden, T**  
1962: 2nd-W  
1963: 1st-AP; 2nd-W




**Larry Hand, T**  
1963: 2nd-NAIA  
1964: 1st-NAIA; 2nd-AP



**Joe Parker, P**  
1974: 1st-PB




**Rick Beasley, WR**  
1979: 2nd-AP




**Ed Boyd, G**  
1984: 3rd-AP




**Dino Hackett, LB**  
1985: 1st-AP, AFCA




**John Settle, RB**  
1985: 2nd-AP  
1986: 1st-FG; 2nd-AP



**Anthony Downs, DL**  
1987: 1st-AP, AFCA,  
WC, FG, TSN




**James Hardman, OT**  
1987: 2nd-TSN



**Bjorn Nittmo, PK**  
1988: 1st-AP, AFCA;  
2nd-TSN, FG




**Derrick Graham, OT**  
1989: 1st-AP, AFCA, TSN;  
2nd-FG



**Keith Collins, DB**  
1989: 1st-AP



**Rico Mack, LB**  
1990: 3rd-AP  
1991: 1st-WC; 2nd-AP



**Harold Alexander, P**  
1991: 1st-AP, AFCA, WC, TSN, FG  
1992: 1st-AP, AFCA, WC, TSN, FG



**Gary Dandridge, DB**  
1991: 3rd-AP




**Avery Hall, DL**  
1992: 1st-AP, WC, TSN




**Brent David, LB**  
1993: 2nd-TSN



**Dexter Coakley, LB**  
1994: 1st-AP, AFCA, TSN; 2nd-FG  
1995: 1st-AP, AFCA, TSN, WC, FG  
1996: 1st-AP, AFCA, TSN, WC, FG



**Matt Stevens, DB**  
1994: 1st-AP, TSN, FG  
1995: 1st-AP, WC, FG;  
3rd-TSN



**Brad Ohrt, OT**  
1994: 1st-TSN, FG;  
3rd-AP



**William Peebles, DL**  
1994: 1st-TSN;  
2nd-AP, FG



**Chip Miller, DL**  
1994: 1st-TSN, FG  
1995: 1st-TSN, WC




**Scott Kadlub, C**  
1995: 1st-FG; 2nd-TSN  
1996: 1st-FG;  
2nd-AP, TSN



**Chad Groover, OT**  
1995: 3rd-FG  
1996: 2nd-TSN



**Damon Scott, RB**  
1996: 2nd-FG; 3rd-TSN



**Shawn Clark, G**  
1996: 3rd-AP  
1998: 1st-WC, 3rd-TSN



**Jay Sutton, PK**  
1996: 3rd-FG




**Jackie Avery, DL**  
1997: 1st-AFCA;  
2nd-AP; 3rd-TSN



**Chuck Payne, DB**  
1998: 3rd-TSN




**Rocky Hunt, DL**  
1999: 1st-WC



**Corey Hall, DB**  
1999: 1st-TSN, TL; 2nd-AP, FG  
2000: 1st-AP, WC, AFCA; 2nd-TSN



**Brian Reilly, P**  
1999: 1st-TL; 3rd-TSN



**Jimmy Freeman, DL**  
2000: 2nd-TSN; 3rd-AP

**SOCON**  
CHAMPIONS  
1986  
1987  
1991  
1995  
1999  
2005  
2006  
2007  
2008  
**NCAA**  
NATIONAL  
CHAMPIONS  
2005  
2006  
2007



ALL-AMERICANS




**Tyler Elkins, C**  
2000: 3rd-AP  
2001: 2nd-TSN



**Daniel Wilcox, TE**  
2000: 2nd-TSN



**Billy Young, OT**  
2000: 2nd-TSN



**Josh Jeffries, DE**  
2001: 1st-AFCA, AP, FG, TSN, WC  
2002: 1st-AFCA, AP, FG, ORG TSN, WC



**Justin Seaverns, LB**  
2001: 3rd-FG, TSN



**Wayne Smith, OT**  
2001: 3rd-TSN



**Ryan Watson, DT**  
2001: 1st-FG, TSN



**Joe Patrick, OG**  
2002: 3rd-TSN



**Derrick Black, DB**  
2003: 1st-ORG



**Nate McKinney, P**  
2003: 1st-ORG,  
2nd-TSN; 3rd-AP



**K.T. Stovall, DE**  
2003: 1st-AFCA, AP, ORG, TSN



**DaVon Fowlkes, WR**  
2004: 1st-AFCA, AP, FG, ORG, TSN, WC



**Jason Hunter, DE**  
2005: 1st-ORG, FG;  
2nd-AP, TSN; 3rd-CSR



**Matt Isenhour, OT**  
2005: 1st-ORG; 2nd-TSN  
2006: 1st-AP, TSN, WC



**Corey Lynch, DB**  
2005: 1st-ORG; 2nd-AP, TSN  
2006: 1st-CSN; 2nd-TSN  
2007: 1st-AP, WC, TSN, CSN, CSR



**Marques Murrell, DE**  
2005: 1st-AP, TSN, ORG, FG, CSR, WC  
2006: AP, TSN, WC, AFCA, CSN



**Kevin Richardson, RB**  
2005: 3rd-FG  
2006: 1st-CSN; 3rd-AP, TSN  
2007: 3rd-TSN



**Jeremy Wiggins, DB**  
2005: 3rd-TSN  
2006: 1st-AP, TSN, WC, CSN



**Richie Williams, QB**  
2005: 1st-ORG;  
3rd-FG, CSR



**Daniel Bettis, TE**  
2006: 3rd-AP



**Kerry Brown, OG**  
2006: 1st-AP, TSN, AFCA, CSN  
2007: 1st-AP, WC, AFCA, TSN, CSN; 2nd-CSR



**Armanti Edwards, QB**  
2006: 1st-CSN  
2007: 1st-CSN; 2nd-TSN  
2008: 1st-AP, AFCA, WC, TSN, CSN



**Pierre Banks, LB**  
2007: 1st-TSN  
2008: 3rd-TSN



**John Holt, OL**  
2007: 3rd-TSN



**Julian Rauch, PK**  
2007: 2nd-TSN



**Scott Suttle, C**  
2007: 3rd-TSN



**Gary Tharrington, DL**  
2007: 3rd-AP, TSN



**Jerome Touchstone, CB**  
2007: 1st-CSN;  
3rd-TSN



**Anthony Williams, DL**  
2007: 1st-TSN



**Jonathan Bieschke, OT**  
2008: 1st-WC,  
2nd-AP



**Cortez Gilbert, CB**  
2008: 2nd-TSN



**Mark LeGree, DB**  
2008: 1st-AP, WC,  
TSN, CSN



**Jacque Roman, LB**  
2008: 1st-TSN

**KEY**  
AFCA = American Football Coaches Assoc.  
AP = Associated Press  
CSN = College Sporting News  
CSR = CollegeSportsReport.com  
BF = Board of Football  
FG = Football Gazette  
NAIA = National Association of Intercollegiate Athletics  
ORG = I-AA.org  
PB = Playboy  
TL = Teamlink.com  
TSN = The Sports Network  
W = Williamson  
WC = Walter Camp

APPALACHIAN ALL-AMERICANS AT A GLANCE

- 75 Appalachian players have earned all-America honors a total of 101 times.
- Head coach **Jerry Moore** has seen 56 of his pupils collect all-America recognition a total of 79 times during his 20-year tenure at ASU.
- 20 Mountaineers have been two-time all-Americans and four (**Dexter Coakley, Corey Lynch, Kevin Richardson and Armanti Edwards**) have been three-time all-Americans.
- ASU shattered the record for number of selections on *The Sports Network's* all-America teams with 11 in 2007 (prev. record: 8 — Marshall in 1996). Five more Mountaineers just missed out on TSN all-America recognition as honorable-mention recipients that year.



JR. DB  
MARK  
LEGREE

**SOCON**  
CHAMPIONS  
1986

1987

1991

1995

1999

2005

2006

2007

2008

**NCAA**  
NATIONAL  
CHAMPIONS  
2005

2006

2007

## HONORS AND AWARDS

### WALTER PAYTON AWARD

#### National Player of the Year

2008 - Armanti Edwards, QB

### BUCK BUCHANAN AWARD

#### National Defensive Player of the Year

1995 - Dexter Coakley, LB

1996 - Dexter Coakley, LB

### BUCK BUCHANAN AWARD FINALISTS

1995 - Dexter Coakley, LB (1st)

1996 - Dexter Coakley, LB (1st)

1999 - Corey Hall, DB (N/A)

2000 - Joe Best, LB (13th)

2001 - Josh Jeffries, DE (7th)

2002 - Josh Jeffries, DE (8th)

2003 - K.T. Stovall, DE (11th)

2005 - Marques Murrell, DE (9th)

2006 - Marques Murrell, DE (3rd)

Jeremy Wiggins, DB (9th)

2007 - Corey Lynch, DB (2nd)

2008 - Mark LeGree, DB (3rd)

### WALTER PAYTON AWARD FINALISTS

2004 - DaVon Fowlkes, WR (3rd)

Richie Williams, QB (15th)

2005 - Richie Williams, QB (6th)

2006 - Kevin Richardson, RB (12th)

2007 - Kevin Richardson, RB (10th)

Kerry Brown, OG (19th - write-in candidate)

2008 - Armanti Edwards (1st)

### ACADEMIC ALL-AMERICA

1959 - Carl Messere, C (first team)

1960 - Carl Messere, C (first team)

1975 - Gill Beck, C (second team)

1976 - Gill Beck, C (second team)

1977 - Gill Beck, C (first team)

1992 - D.J. Campbell, QB (first team)

### FCS ATHLETICS DIRECTORS ASSOCIATION

#### NATIONAL ACADEMIC ALL-STAR

2007 - Pierre Banks, LB

2008 - Pierre Banks, LB

### ACADEMIC ALL-AMERICA HALL OF FAME

2004 - Gil Beck

### NCAA POSTGRADUATE SCHOLARSHIP

1977 - Gill Beck, C (law)

1992 - D.J. Campbell, QB (medicine)

### NATIONAL FOOTBALL FOUNDATION/ HALL OF FAME SCHOLAR-ATHLETE

1992 - D.J. Campbell, QB (medicine)

### DRADDY AWARD SEMIFINALIST

#### National Football Foundation Scholar-Athlete of the Year

2008 - Pierre Banks, LB (educational media - master's)

### INDIVIDUAL NATIONAL STATISTICAL CHAMPION

1936 - Len Wilson (scoring)

1974 - Joe Parker (punting)

1979 - Rick Beasley (receiving)

1991 - Harold Alexander (punting)

1992 - Harold Alexander (punting)

2004 - DaVon Fowlkes (receptions, receiving yards, all-purpose yards)

2008 - Mark LeGree (interceptions)

### TEAM NATIONAL STATISTICAL CHAMPION

2007 - Total Offense

### EDDIE ROBINSON AWARD

#### National Coach of the Year

2006 - Jerry Moore

### AFCA NATIONAL COACH OF THE YEAR

2005 - Jerry Moore

2006 - Jerry Moore

2007 - Jerry Moore

### AFCA REGIONAL COACH OF THE YEAR

1986 - Sparky Woods


1994 - Jerry Moore

1995 - Jerry Moore

2005 - Jerry Moore

2006 - Jerry Moore

2008 - Jerry Moore



Appalachian is one of only two programs (Montana being the other) to boast winners of the Walter Payton (FCS national player of the year), Buck Buchanan (FCS defensive player of the year) and Eddie Robinson (FCS national coach of the year) awards. Armanti Edwards (left) won the 2008 Payton Award, Dexter Coakley (middle) claimed the first two Buchanan Awards (1995 & '96) — and remains its only two-time honoree — and Jerry Moore won the 2006 Robinson Award.



Brigadier General Gil Beck, an assistant U.S. attorney, was a three-time Academic All-American at ASU. He is pictured at his 2004 induction into the CoSIDA Academic All-America Hall of Fame with Academic All-America chairman Dick Lipe and legendary sportscaster Dick Enberg.



D.J. Campbell (left) and Pierre Banks (right) are perhaps the Mountaineers' top scholar-athletes of the past two decades. Campbell, who started every game at quarterback for the Mountaineers from 1989-92, was an Academic All-American and NCAA Postgraduate Scholarship recipient. Banks, who played in an NCAA all-divisions record 62 games from 2004-08, was a National Academic All-Star and Draddy Award semifinalist.

**SOCON**  
CHAMPIONS

1986

1987

1991

1995

1999

2005

2006

2007

2008

**NCAA**  
NATIONAL  
CHAMPIONS

2005

2006

2007

160

INTRO &  
MEDIA INFO

SEASON  
OUTLOOK

COACHES  
& STAFF

2009  
MOUNTAINEERS

2009  
OPPONENTS

HONORS AND AWARDS

NATIONAL PLAYER OF THE WEEK

- Oct. 2, 1999 - Tim Ramseur, LB (ESPN/USA Today)
- Oct. 16, 1999 - Corey Hall, DB (The Sports Network & Teamlink)
- Oct. 30, 1999 - Wes Hunter, LB (ESPN/USA Today)
- Aug. 31, 2000 - Joe Best, LB (The Sports Network)
- Sept. 23, 2000 - Jimmy Watkins, KR (The Sports Network)
- Nov. 11, 2000 - Joe Burchette, QB (The Sports Network)
- Sept. 8, 2001 - Josh Jeffries, DE (The Sports Network)
- Sept. 30, 2002 - Josh Jeffries, DE (I-AA.org)
- Oct. 14, 2002 - Derrick Black, DB (The Sports Network)
- Oct. 14, 2002 - Josh Jeffries, DE (The Sports Network)
- Oct. 14, 2002 - Josh Jeffries, DE (Football Gazette)
- Nov. 9, 2002 - Joe Burchette, QB (I-AA.org)
- Oct. 13, 2003 - K.T. Stovall, DE (The Sports Network)
- Sept. 25, 2004 - DaVon Fowlkes, WR (I-AA.org)
- Oct. 9, 2004 - Richie Williams, QB (I-AA.org/The Sports Network)
- Oct. 23, 2004 - DaVon Fowlkes, WR (The Sports Network)
- Nov. 6, 2004 - DaVon Fowlkes, WR (I-AA.org/The Sports Network)
- Sept. 3, 2005 - Corey Lynch, DB (I-AA.org)
- Sept. 17, 2005 - Kevin Richardson, RB (The Sports Network)
- Oct. 15, 2005 - Kevin Richardson, RB (I-AA.org)
- Dec. 3, 2005 - Richie Williams, QB (I-AA.org)
- Dec. 10, 2005 - Trey Elder, QB (I-AA.org)
- Dec. 10, 2005 - Jason Hunter, DE (I-AA.org)
- Dec. 16, 2005 - Jason Hunter, DE (I-AA.org)
- Dec. 16, 2005 - Zach Johnson, WR (I-AA.org)
- Dec. 16, 2005 - Marques Murrell, DE (I-AA.org)
- Sept. 9, 2006 - Pierre Banks, LB (I-AA.org)
- Sept. 23, 2006 - Dexter Jackson, RS (I-AA.org/The Sports Network)
- Oct. 14, 2006 - Corey Lynch, DB (I-AA.org)
- Oct. 28, 2006 - Kevin Richardson, RB (The Sports Network)
- Nov. 25, 2006 - Armanti Edwards, QB (College Sporting News)
- Dec. 2, 2006 - Omarr Byrom, DT (College Sporting News)
- Dec. 2, 2006 - Kevin Richardson, RB (College Sporting News)
- Dec. 9, 2006 - Marques Murrell, DE (College Sporting News)
- Dec. 9, 2006 - Kevin Richardson, RB (College Sporting News)
- Sept. 1, 2007 - Armanti Edwards, QB (SME Network)
- Sept. 1, 2007 - Corey Lynch, DB (The Sports Network/SME Network)
- Oct. 4, 2008 - Armanti Edwards, QB (College Sporting News)
- Oct. 31, 2008 - Armanti Edwards, QB (The Sports Network/College Sporting News)
- Oct. 31, 2008 - Mark LeGree, DB (The Sports Network/College Sporting News)

CHEVROLET PLAYER OF THE GAME

- Nov. 18, 1978 - Steve Hobbs vs. Western Carolina (ABC)
- Nov. 18, 1978 - Steve Brown vs. Western Carolina (ABC)
- Oct. 25, 1980 - Rick Beasley vs. Furman (ABC)
- Sept. 26, 1981 - Randy Joyce vs. The Citadel (ABC)
- Sept. 24, 1983 - John Settle vs. The Citadel (CBS)

ALL-STAR GAME APPEARANCES

- |                                |  |
|--------------------------------|--|
| <b>East-West Shrine Game</b>   | <b>Las Vegas All-American Classic</b>        |
| 1940 - Stan Anderson           | 2002 - Brady Washburn                        |
| 1969 - Robert Anderson         | 2004 - DaVon Fowlkes                         |
| 2007 - Dexter Jackson          |  |
|                                | <b>Paradise Bowl</b>                         |
|                                | 2003 - K.T. Stovall                          |
| <b>Blue Gray All-Star Game</b> | <b>Magnolia Bowl</b>                         |
| 1989 - Derrick Graham          | 2005 - Jason Hunter                          |
| 1991 - Gary Dandridge          | 2006 - Marques Murrell                       |
| 1996 - Dexter Coakley          |  |
| 2000 - Corey Hall              |  |
| 2003 - Nate McKinney           |  |
|                                | <b>Texas vs. The Nation All-Star Classic</b> |
| <b>Gridiron Classic</b>        | 2006 - Brian Stokes                          |
| 2000 - Corey Hall              | 2007 - Kerry Brown, Corey Lynch              |
| <b>Senior Bowl</b>             |  |
| 2007 - Dexter Jackson          |  |

KIRKLAND BLOCKING TROPHY

- 1964 - Larry Hand, T

SOUTHERN CONFERENCE MALE ATHLETE OF THE YEAR

Bob Waters Award

- 1979-80 - Rick Beasley, WR
- 1986-87 - John Settle, RB
- 1995-96 - Dexter Coakley, LB
- 1996-97 - Dexter Coakley, LB
- 2004-05 - DaVon Fowlkes, WR
- 2005-06 - Richie Williams, QB
- 2006-07 - Marques Murrell, DE

SOUTHERN CONFERENCE PLAYER OF THE YEAR

Media (Roy M. Hawley Award)

- 1979 - Rick Beasley, WR
- 1986 - John Settle, RB
- 1987 - Anthony Downs, DT
- 1991 - Rico Mack, LB
- 1992 - Avery Hall, DT
- 1994 - Dexter Coakley, LB
- 1995 - Dexter Coakley, LB
- 1996 - Dexter Coakley, LB
- 2002 - Josh Jeffries, DE
- 2004 - DaVon Fowlkes, WR
- 2005 - Richie Williams, QB
- 2006 - Kevin Richardson, RB
- 2007 - Corey Lynch, DB
- 2008 - Armanti Edwards, QB

Coaches

- 1992 - Avery Hall, DT
- 1994 - Dexter Coakley, LB
- 1995 - Dexter Coakley, LB
- 1996 - Dexter Coakley, LB
- 2002 - Josh Jeffries, DE
- 2003 - K.T. Stovall, DE
- 2004 - DaVon Fowlkes, WR
- 2005 - Richie Williams, QB
- 2006 - Marques Murrell, DE  
Kevin Richardson, RB
- 2007 - Corey Lynch, DB
- 2008 - Armanti Edwards, QB  
Jacque Roman, LB

SOUTHERN CONFERENCE FRESHMAN OF THE YEAR

- 1983 - John Settle, RB
- 1985 - Tim Sanders, RB
- 1991 - Chip Hooks, RB
- 1993 - Dexter Coakley, LB
- 2006 - Armanti Edwards, QB

SOUTHERN CONFERENCE JACOBS BLOCKING TROPHY

- 1976 - Gill Beck, C
- 1977 - Gill Beck, C
- 1987 - James Hardman, T
- 1989 - Derrick Graham, T
- 2005 - Matt Isenhour, T
- 2006 - Kerry Brown, G
- 2007 - Kerry Brown, G

SOUTHERN CONFERENCE COACH OF THE YEAR

Wallace Wade Award

- 1985 - Sparky Woods
- 1986 - Sparky Woods
- 1987 - Sparky Woods
- 1991 - Jerry Moore
- 1994 - Jerry Moore
- 1995 - Jerry Moore
- 2005 - Jerry Moore
- 2006 - Jerry Moore
- 2008 - Jerry Moore



Sparky Woods (top) and Jerry Moore (bottom) each hold impressive records with regards to the Southern Conference Coach of the Year award. Woods is the only coach to receive the honor three consecutive years (1985-87) while Moore has won the award a record six times.



SR. DB CORTEZ GILBERT



1986

1987

1991

1995

1999

2005

2006

2007

2008



2005

2006

2007

## CONFERENCE HONORS

### SOUTHERN CONFERENCE PLAYER OF THE WEEK

**1972**  
9/13 D - Ron Reynolds, DT

**1973**  
10/27 D - David Webb, DE

**1974**  
10/19 O - Jerry Harmon, PK  
D - Fred Snipes, NG  
O - Joe Parker, P  
11/2 D - Julius Thomas, LB

**1975**  
9/13 O - Emmitt Hamilton, RB  
9/20 O - Calvin Simon, RB  
D - Julius Thomas, LB  
10/4 D - Gilbert Rossie, DL  
10/18 O - Emmitt Hamilton, RB  
11/8 O - Robby Price, QB

**1976**  
10/30 O - Scott McConnell, RB

**1977**  
10/1 O - Emmitt Hamilton, RB  
D - Pat Murphy, LB

**1978**  
9/16 O - Steve Brown, QB  
9/23 D - Pat Murphy, LB  
9/30 O - Steve Brown, QB  
10/21 O - Eddie Estes, RB  
11/18 O - Scott McConnell, RB

**1980**  
9/6 O - Rick Beasley, WR  
9/27 O - Steve Brown, QB

**1981**  
9/19 O - Stan Goodson, QB

**1982**  
10/2 O - Stan Goodson, QB  
10/30 O - Stan Goodson, QB

**1983**  
9/3 O - Billy Van Aman, PK  
D - Joel Carter, LB  
O - Randy Joyce, QB

**1984**  
10/20 D - Dino Hackett, LB  
11/17 O - John Settle, RB

**1985**  
9/7 O - John Settle, RB  
9/14 O - Tim Sanders, RB  
9/21 O - John Settle, RB  
D - Dino Hackett, LB  
9/28 D - Dino Hackett, LB  
10/26 D - Dino Hackett, LB  
11/9 O - John Settle, RB  
D - Dino Hackett, LB  
11/16 D - Chris Melick, DE  
11/23 D - Dino Hackett, LB

**1986**  
9/6 O - John Settle, RB  
10/4 O - John Settle, RB  
10/11 D - Kenny Blacknell  
10/25 O - John Settle, RB  
11/8 O - John Settle, RB

**1987**  
9/5 D - David Freeland, DT  
10/24 O - Tim Sanders, RB  
D - Leonard Lee, DB  
D - Anthony Downs, DT

**1988**  
9/3 O - Bobby Fuller, QB  
10/8 D - Mike Frier, DT  
10/22 F - Rocky Clay, RB  
11/5 F - Lance Redding, QB  
11/19 O - Bobby Fuller, QB

**1989**  
9/2 F - D. J. Campbell, QB  
9/9 O - Ritchie Melchor, RB  
D - Keith Collins, DB  
F - Harold Alexander, P  
9/30 F - Anthony Smith, WR  
10/7 D - Gary Dandridge, DB  
F - Al Ellis, RB  
10/28 O - Ritchie Melchor, RB  
F - D.J. Campbell, QB

11/4 O/F - D.J. Campbell, QB  
11/18 D - Dwayne Pelham, LB

**1990**  
9/29 D - Rico Mack, LB  
11/17 D - Rico Mack, LB  
F - Johnny Smith, RB

**1991**  
8/31 D - Harold Alexander, P  
9/14 D - Steve Wilks, DB  
F - Chip Hooks, RB  
9/28 O/F - Chip Hooks, RB  
10/5 D - Rico Mack, LB  
F - Nate Abraham, RB  
10/12 F - Chip Hooks, RB  
10/19 D - Avery Hall, DT  
11/16 F - Chip Hooks, RB

**1992**  
9/26 D - Avery Hall, DT  
10/10 F - Willie McLain, RB  
11/7 D - Sean Swoope, DE  
11/21 D - Avery Hall, DT

**1993**  
9/18 F - Dexter Coakley, LB  
9/25 D - Dexter Coakley, LB  
F - Gerard Hardy, RB  
10/30 O - Scott Satterfield, QB  
F - Damon Scott, RB

**1994**  
9/26 O - Don Blue, WR  
D - Dexter Coakley, LB  
10/3 D - William Peebles, DL  
10/24 D - Johnny Smith, DB  
11/7 O - Aldwin Lance, RB  
11/14 D - Chip Miller, DL

**1995**  
9/4 O - Scott Satterfield, QB  
9/18 O - Damon Scott, RB  
10/16 D - Dexter Coakley, LB  
10/23 D - Dexter Coakley, LB  
11/13 O - Damon Scott, RB  
D - Dexter Coakley, LB  
F - Joey Hall, LB

**1996**  
9/1 D - Dexter Coakley, LB  
9/22 O - Gerard Hardy, RB  
10/6 D - Dexter Coakley, LB  
10/13 D - Dexter Coakley, LB  
10/20 D - Gordon Fenderson, DB  
11/3 O - Damon Scott, RB  
11/24 F - Chuck Payne, DB

**1997**  
9/20 F - Daryl Skinner, WR  
10/4 F - Daryl Skinner, WR  
10/18 O - Gerard Hardy, RB  
D - Earl Hunter, LB  
11/1 D - Ken Byrd,

**1998**  
9/12 D - Chuck Payne, DB  
10/3 O - Daniel Jeremiah, QB  
10/10 O - Daryl Skinner, WR  
11/14 O - Terrence McCall, RB

**1999**  
9/4 F - Joe Patrick, OL  
9/11 O - Karim Razzak, RB  
D - Corey Hall, DB  
10/2 D - Tim Ramseur, LB  
10/16 D - Corey Hall, DB  
11/7 D - Justin Seaverns, LB

**2000**  
9/30 D - Du'Shon Martin, DB  
10/7 O - Joe Burchette, QB  
11/11 O - Joe Burchette, QB  
D - Josh Jeffries, DE

**2001**  
9/8 D - Josh Jeffries, DE  
10/20 O - Joe Burchette, QB  
F - Jermane Little, WR  
10/27 O - Jimmy Watkins, RB  
11/10 F - Jonathan Lyles, DB

**2002**  
9/16 F - Brad West, LB  
9/30 D - Josh Jeffries, DE  
O - Joe Burchette, QB  
10/14 D - Josh Jeffries, DE  
11/2 D - Scott Cornatzer, DB

**2003**  
10/6 F - Alan Atwater, RB  
10/13 D - K.T. Stovall, DE  
10/20 F - Corey Lynch, DB  
11/3 F - Alan Atwater, RB  
11/10 D - Sam Smalls, LB  
11/17 D - K.T. Stovall, DE

**2004**  
9/11 O - Richie Williams, QB  
9/18 O - Richie Williams, QB  
10/2 D - Jeremy Wiggins, DB  
F - Trey Elder, QB  
10/9 O - Richie Williams, QB  
10/23 O - DaVon Fowlkes, WR  
11/6 O - DaVon Fowlkes, WR

**2005**  
9/17 O - Kevin Richardson, RB  
9/24 D - Marques Murrell, DE  
O - Richie Williams, QB  
10/8 O - Richie Williams, QB  
10/15 O - Kevin Richardson, RB  
10/22 O - Richie Williams, QB  
10/29 O - Richie Williams, QB  
11/12 D - Marques Murrell, DE  
O - Richie Williams, QB

**2006**  
9/9 D - Pierre Banks, LB  
9/16 F - Gary Tharrington, DE  
9/23 D - Jeremy Wiggins, DB  
F - Armanti Edwards, QB  
9/30 F - Armanti Edwards, QB  
10/7 D - Jeremy Wiggins, DB  
F - Armanti Edwards, QB  
10/14 D - Corey Lynch, DB  
10/21 F - Armanti Edwards, QB  
10/28 O - Kevin Richardson, RB  
D - Corey Lynch, DB  
11/4 O - Kevin Richardson, RB  
11/11 F - Armanti Edwards, QB

**2007**  
9/1 O - Armanti Edwards, QB  
D - Corey Lynch, DB  
9/8 O - Trey Elder, QB  
9/15 D - Anthony Williams, DT  
9/29 O - Kevin Richardson, RB  
10/27 D - Corey Lynch, DB  
11/3 O - Armanti Edwards, QB  
11/10 O - Kevin Richardson, RB  
11/17 D - D.J. Smith, LB

**2008**  
8/30 D - Jacque Roman, LB  
9/6 O - Robert Welton, RB  
9/27 O - Devin Radford, RB  
10/4 O - Armanti Edwards, QB  
D - Cortez Gilbert, DB  
10/11 O - Armanti Edwards, QB  
D - D.J. Smith, LB  
10/18 O - Armanti Edwards, QB  
10/31 O - Armanti Edwards, QB  
D - Mark LeGree, DB  
F - Brian Quick, WR  
11/22 O - DeAndre Presley, QB  
F - DeAndre Presley, QB

### ALL-NORTH STATE CONFERENCE

**1931** - Smith, LT\*  
McKinney, RG\*  
Fitzgerald, QB\*

**1936** - Cline Farthing, RG\*  
Len Wilson, FB\*

**1937** - Irwin Smith, LG\*  
Rovie Angell, QB\*  
Len Wilson, FB\*

**1938** - J.C. Hawkins, RT\*  
Phil Hudson, QB\*

**1939** - Ted Reitzle, C\*  
Henderson Baker, QB\*  
Phil Hudson, HB\*  
Fluffy Watts, LT\*

**1940** - Ted Reitzle, C\*  
Henderson Baker, FB\*

**1941** - George Watts, RT\*

**1946** - Vernon Felton, C\*  
Ed Mamorella, BB\*  
John Hollar, HB\*

**1947** - Marvin Hoffman, BB\*  
J.C. Honeycutt, C\*  
John Hollar, FB\*  
John Kirk, T\*

**1948** - Wilson Alford, G\*  
Herman Bryson, RB\*  
John Caskey, E\*  
J.C. Honeycutt, C\*  
Tom Murdock, HB\*

**1949** - John Caskey, E\*  
Wilson Alford, G\*  
J.C. Honeycutt, C\*  
Herman Bryson, RB\*  
Pete Mills, FB\*

**1950** - Tom Hendrix, E\*  
Bill Cleary, T\*  
Jack Pennell, G\*  
Mac Smith, C\*  
Jack Groce, B\*

**1951** - Bobby Joe Baker, G\*  
Jack Groce, B\*  
Bob Lassiter, G

**1952** - Bob Clendenin, E\*

**1953** - Bobby Joe Baker, G\*  
Shirley Gabriel, RB\*  
Bob Clendenin, E\*  
Mack Haynes, T  
Ben Quinn, G  
Mack Smith, C

**1954** - Ned Pennell, QB\*

**1957** - Phil Triplett, G\*

**1958** - Cal Burleson, E\*  
Ansel Glendenning, B\*

**1959** - Cal Burleson, E\*  
Jim Conger, T\*  
Jack White, G\*  
Carl Messere, C\*  
Ansel Glendenning, B\*

**1960** - Bob White, G\*

### ALL-CAROLINAS CONFERENCE

**1961** - Oval Jaynes, E  
Joe Bailey, T  
Frank Smith, G  
Bill Isaacs, C  
Don Gardiner, B

**1962** - Joe Hightower, E  
Greg Van Orden, T  
Richard Tickle, G  
Jim Hayes, B

**1963** - Larry Hand, T  
Greg Van Orden, T  
Larry Harbin, E  
Larry Crutchfield, G

**1964** - Larry Harbin, E  
Larry Hand, T  
Larry Lawing, B  
Don Mauldin, T  
Richard Tickle, LB

**1965** - Wayne Byrd, B

**1966** - Jim Corne, G  
Wayne Byrd, B

**1967** - Bobby Russell, G

\*Denotes First-Team Selection



1986

1987

1991

1995

1999

2005

2006

2007

2008

NCAA NATIONAL CHAMPIONS

2005

2006

2007

ALL-SOUTHERN CONFERENCE

- 1972 - Ron Reynolds, DT\*
- 1973 - Ron Reynolds, DT\*
- 1974 - Fred Snipes, NG\*  
Larry McKenzie, DB\*  
Joe Parker, P\*  
Jerry Harmon, PK\*
- 1975 - Andre Staton, OT\*  
Tom Sofield, OG\*  
Gill Beck, C\*  
Robby Price, QB\*  
Emmitt Hamilton, RB\*  
Gary Davis, PK\*  
Quinton McKinney, DB\*  
Joe Parker, P\*
- 1976 - Donnie Holt, WR\*  
Andre Staton, OG\*  
Gill Beck, C\*  
Joe Parker, P\*
- 1977 - Gill Beck, C\*  
Russell Wilson, OG  
Emmitt Hamilton, RB  
Jay McDonald, DE  
Pat Murphy, LB
- 1978 - Rick Beasley, WR\*  
Scott McConnell, RB\*  
Sami Killman, DE\*  
Pat Murphy, LB\*  
Russell Wilson, OT  
Mike Pritchett, DB
- 1979 - Rick Beasley, WR\*  
Stan Cunningham, TE  
Gaither Weeks, OG  
Steve Brown, QB  
Gary Falden, DB
- 1980 - Rick Beasley, WR\*  
John Olson, OG\*  
Steve Brown, QB\*  
Jerry Moses, DE\*  
Jeff Vincent, DB\*  
Greg Angle, LB
- 1981 - Jerome McDaniel, WR  
Gaither Weeks, OG  
Rusty Hicks, DE  
Darren Wilson, DE  
Chuck Gordon, NG  
Chris Porter, DB
- 1982 - Alvin Parker, RB\*  
Terrell Murphy, WR  
Joe Whisonant, OT  
Leroy Howell, DE  
Darren Wilson, DT
- 1983 - Ed Boyd, OG\*  
Alonzo Upshur, WR  
Jeff Wilson, OT  
John Settle, RB

- Chris Patton, NG  
Mark Royals, P  
Ed Boyd, OG\*
- 1984 - John Settle, RB  
Dino Hackett, LB  
Chris Patton, NG
- 1985 - Dino Hackett, LB\*  
John Settle, RB\*  
Chris Melick, DE\*  
Struggy Smith, DB\*  
Anthony Downs, DT\*  
Mike Callaway, OT\*
- 1986 - John Settle, RB\*  
Mike Callaway, OT\*  
Anthony Downs, DT\*  
Cedric Felton, LB\*  
Jimmy Armstrong, DB\*  
Bjorn Nittmo, PK  
Chris Melick, DE  
Terry Poore, C  
Robert Joyce, OG
- 1987 - Anthony Downs, DT\*  
Kenny Blacknell, LB\*  
Terry Poore, C\*  
James Hardman, OG\*  
Tony Cox, P\*  
Bjorn Nittmo, PK  
Leonard Lee, DB  
Tim Sanders, RB
- 1988 - Bjorn Nittmo, PK\*  
Derrick Graham, OT\*  
Jimmy Snowden, DT\*  
Bobby Fuller, QB  
Chris Conner, DT  
Keith Collins, DB  
Stacy Friel, OG  
Jay Killen, C  
Johnny Jennings, LB  
Tony Cox, P
- 1989 - Derrick Graham, OT\*  
Keith Collins, DB\*  
Avery Hall, DT\*  
Gary Dandridge, DB\*  
Ritchie Melchor, RB\*  
Stacy Friel, OG  
Dwayne Pelham, LB  
Harold Alexander, P  
Mike Strickland, OG  
Jay Millson, PK  
Xeno Williams, LB  
Chuck Phifer, DE  
Chris Conner, DT  
Johnny Jennings, LB  
Mark Moore, DB  
Jeff Dudan, TE

- 1990 - Rico Mack, LB\*  
Greg Barnette, OT\*  
Avery Hall, DT\*  
Dwayne Pelham, LB\*  
Harold Alexander, P\*  
Donnie Durham, LB  
Chuck Phifer, DE  
Johnny Jennings, LB
- 1991 - Harold Alexander, P\*  
Rico Mack, LB\*  
Avery Hall, DT\*  
Gary Dandridge, DB\*  
Kitt Hill, OG\*  
Chip Hooks, RB\*  
Brent David, LB  
Pat Moore, DT  
Mark Mayo, DB  
Wesley Charles, OT  
Harold Alexander, P\*
- 1992 - Avery Hall, DT\*  
Sean Swoope, DE\*  
Rico Mack, LB\*  
Brent David, LB\*  
Anthony Smith, WR  
Jason Budinger, OG  
Chip Hooks, RB  
Jay Millson, PK  
Chip Hooks, RB\*
- 1993 - William Peebles, DT\*  
Kevin Sikorski, DE\*  
Brad Ohrt, OG  
Matt Stevens, DB  
Brent David, LB
- 1994 - Dexter Coakley, LB\*  
Matt Stevens, DB\*  
Brad Ohrt, OT\*  
William Peebles, DT\*  
Chip Miller, DL\*  
Chip Hooks, RB  
Joe DiBernardo, LB  
Johnny Smith, DB  
Allen Guinn, P
- 1995 - Matt Stevens, DB\*  
Dexter Coakley, LB\*  
Jamie Coleman, DB\*  
Shawn Elliott, DE\*  
Scott Kadlub, C\*  
Chad Groover, OT\*  
Shawn Clark, OG\*  
Scott Satterfield, QB\*  
Jay Sutton, PK\*  
Allen Guinn, P\*  
Joe DiBernardo, LB  
Damon Scott, RB  
Chip Miller, DE



Emmitt Hamilton was the first Appalachian running back to earn all-Southern Conference recognition, doing so in 1975 and '77.



Rico Mack (99) and Avery Hall (94) combined to earn first-team all-SoCon plaudits seven times. Hall is ASU's only four-time first-team all-SoCon selection.



Chip Hooks was a four-time all-SoCon honoree from 1991-94 — first-team as a freshman and junior, second-team as a sophomore and senior.



SR. OL MARIO ACITELLI

**SOCON**  
CHAMPIONS

1986

1987

1991

1995

1999

2005

2006

2007

2008

**NCAA**

NATIONAL CHAMPIONS

2005

2006

2007

## ALL-SOUTHERN CONFERENCE

- 1996 - Dexter Coakley, LB\*  
Chad Groover, OT\*  
Shawn Clark, OG\*  
Scott Kadlub, C\*  
Damon Scott, RB\*  
Jackie Avery, DT\*  
Gordon Fenderson, DB\*  
Dave Pastusic, OT  
Jeff Vollmer, TE  
Jay Sutton, PK  
Allen Guinn, P
- 1997 - Bake Baker, QB  
Joey Gibson, WR  
Tony Bequette, OL  
Gerard Hardy, RB  
Frank Leatherwood, TE  
Jackie Avery, DL  
Steve Carson, DL  
Ken Byrd, TE  
Chris Barden, PK
- 1998 - Frank Leatherwood, TE\*  
Daryl Skinner, WR\*  
Shawn Clark, OL\*  
Cedrone Hodges, OL\*  
Rocky Hunt, DL\*  
Chuck Payne, DB\*  
Tony Bequette, OL  
Jamie Lovern, DL  
Adam Neiheisel, LB  
Brian Reilly, P
- 1999 - Brian Reilly, P\*  
Rocky Hunt, DL\*  
Jamie Lovern, DL\*  
Corey Hall, DB\*  
Daryl Skinner, WR  
Bryan Metts, OT  
Joe Patrick, OG  
Karim Razzak, RB  
Justin Seaverns, LB  
Remi Awolowo, DB
- 2000 - Daniel Wilcox, TE\*  
Billy Young, OT\*  
Tyler Elkins, C\*  
Jimmy Freeman, DE\*  
Josh Jeffries, DE\*  
Joe Best, LB\*  
Corey Hall, DB\*  
Nathan McKinney, P\*  
Troy Albea, WR\*  
Jimmy Watkins, Ret. Sp.
- 2001 - Justin Seaverns, LB\*  
Justin Seaverns, LB\*  
Josh Jeffries, DE\*  
Ryan Watson, DT\*  
Wayne Smith, OT\*

- Nygel Rogers, DB\*  
Wes Hunter, LB  
Tyler Elkins, C  
Sterling Hayward, WR  
Andrew Layton, WR  
Derrick Black, DB\*  
2002 - DaVon Fowlkes, Ret. Sp.\*  
Joe Patrick, OG\*  
Josh Jeffries, DE\*  
K.T. Stovall, DE\*  
Sam Smalls, LB\*  
Scott Cornatzer, DB\*  
Jim Vasquez, OT\*  
Mark Wright, PK\*  
Jerry Beard, RB  
Nygel Rogers, DB  
Jay Lyles, DB  
John Mannino, DT
- 2003 - Derrick Black, DB\*  
DaVon Fowlkes, Ret. Sp.\*  
Nate McKinney, P\*  
Leon Moore, DE\*  
Sam Smalls, LB\*  
K.T. Stovall, DE\*  
Corey Lynch, DB  
Erik Rockhold, PK
- 2004 - DaVon Fowlkes, WR/Ret. Sp.\*  
Marques Murrell, DL\*  
Nygel Rogers, DB\*  
Richie Williams, QB\*  
Jerelle Carter, LB  
Matt Isenhour, OT  
Grant Oliver, OT  
Jeremy Wiggins, DB  
Daniel Bettis, TE\*  
2005 - Kerry Brown, OG\*  
Jason Hunter, DE\*  
Matt Isenhour, OT\*  
Jermane Little, WR\*  
Corey Lynch, DB\*  
Marques Murrell, DE\*  
Grant Oliver, OT\*  
Kevin Richardson, RB\*  
Jeremy Wiggins, DB\*  
Richie Williams, QB\*  
Monte Smith, LB  
Mario Acitelli, OL  
Pierre Banks, LB  
Daniel Bettis, TE\*  
Kerry Brown, OL\*  
Omarr Byrom, DL  
Armanti Edwards, QB\*  
Matt Isenhour, OL\*  
Dexter Jackson, RS\*/WR  
Corey Lynch, DB\*

- William Mayfield, WR\*  
Marques Murrell, DL\*  
Julian Rauch, PK\*  
Kevin Richardson, RB\*  
Jeremy Robertson, OL\*  
Monte Smith, LB  
Scott Suttle, OL\*  
Gary Tharrington, DL  
Jerome Touchstone, DB  
Jeremy Wiggins, DB\*  
2007 - Pierre Banks, LB\*  
Kerry Brown, OL\*  
Brad Coley, OL  
Armanti Edwards, QB  
John Holt, OL  
Dexter Jackson, WR  
Corey Lynch, DB\*  
Julian Rauch, PK\*  
Kevin Richardson, RB\*  
Tony Robertson, DL  
Scott Suttle, OL\*  
Gary Tharrington, DL\*  
Jerome Touchstone, DB\*  
Anthony Williams, DL  
2008 - Mario Acitelli, OL\*  
Pierre Banks, LB\*  
Jonathan Bieschke, OL\*  
Brad Coley, OL\*  
Armanti Edwards, QB\*  
Jabari Fletcher, DL\*  
Cortez Gilbert, DB\*  
Ben Jorden, TE\*  
Mark LeGree, DB\*  
Jacque Roman, LB\*  
D.J. Smith, LB  
Anthony Williams, DL  
Neil Young, P\*

\* Denotes First-Team Selection

### ALL-FRESHMAN TEAM

- 2008 - Ed Gainey, DB  
Ben Jorden, TE  
Brian Quick, WR  
Lanston Tanyi, DL

**SOCON**  
CHAMPIONS

1986

1987

1991

1995

1999

2005

2006

2007

2008

**NCAA**  
NATIONAL  
CHAMPIONS


2005

2006

2007



Shawn Clark anchored ASU's offensive line in the mid-90s as a three-time first-team all-conference honoree.



In 2007, Corey Lynch became Appalachian's first four-time all-conference selection since Chip Hooks (1991-94).



Already a three-time honoree, Armanti Edwards is looking to become only the sixth four-time all-SoCon selection in ASU history this year.



SO. TE  
BEN  
JORDEN

SOUTHERN CONFERENCE STATISTICAL CHAMPIONS

TEAM

Total Offense	G	Att	Yards	Avg	Yds/G	TD
1975	11	861	4625	5.4	420.5	42
1981	11	832	4645	5.6	422.3	49
1986	12	842	4485	5.3	373.8	23
2006	15	1006	6262	6.2	417.7	66
2007	15	1088	7325	6.7	488.3	79
Total Defense	G	Att	Yards	Avg	Yds/G	TD
2000	11	708	3319	4.7	301.7	25
2006	15	953	4154	4.4	276.9	24
Rushing Offense	G	Att	Yards	Avg	Yds/G	TD
1975	11	693	3450	5.0	313.6	32
1995	13	692	3287	4.8	252.9	35
Rushing Defense	G	Att	Yards	Avg	Yds/G	TD
1998	13	536	2042	3.8	157.1	18
2006	15	530	1625	3.1	108.3	9
Passing Offense	G	Att	Com	Yards	Yds/G	TD
1980	11	375	190	2781	252.8	15
1981	11	436	231	2759	250.8	15
1997	11	374	222	2738	248.9	19
2004	11	402	264	3549	322.6	26
2005	15	410	255	3,439	229.3	25
Passing Defense	G	Att	Com	Yards	Yds/G	TD
1982	11	230	99	1217	110.6	5
1991	12	262	124	1583	131.9	6
1993	11	235	116	1454	132.2	7
2006	15	423	216	2529	168.6	15
Passing Efficiency	G	Att	Com	Yards	Rating	TD
2006	15	342	201	2646	132.9	18
2007	15	333	218	3014	161.3	26
Passing Efficiency Defense	G	Att	Com	Yards	Rating	TD
1998	13	309	143	1975	99.2	9
2006	15	423	216	2529	105.4	15
2007	15	461	246	2799	111.7	20
2008	14	458	218	2442	92.7	12
Scoring Offense	G	Pts	Pts/G			
1975	11	337	30.6			
1978	11	338	30.7			
1982	11	270	24.5			
1986	12	351	29.3			
1988	11	324	29.5			
2000	11	375	34.1			
2006	15	528	35.2			
2007	15	641	42.7			
2008	14	522	37.3			
Scoring Defense	G	Pts	Pts/G			
1985	11	109	9.9			
1986	12	176	14.7			
1987	14	153	10.9			
1998	13	222	17.1			
2005	15	282	18.8			
2006	15	223	14.9			
Turnover Margin	Gain	Lost	Margin			
1985	38	10	+2.55			
1986	39	14	+2.08			
1989	40	29	+0.92			
1994	38	22	+1.23			
Punt Returns	No.	Yards	Avg.			
1989	28	313	11.2			
2003	30	314	10.5			
Kickoff Returns	No.	Yards	Avg.			
1987	36	805	22.4			
1999	31	707	22.8			
2000	38	926	24.4			
Net Punting	No.	Yards	Avg.			
1991	72	2981	41.4			
1999	48	1843	38.4			
2000	48	2040	37.1			
2002	59	2488	40.2			
2003	75	3294	39.1			
2004	75	3293	39.1			
Sacks	G	Sacks	Yards			
2006	15	37	234			
Interceptions	G	Int.	Yds.			
2008	14	19	114			
Field Goals	G	Made	Att.	Pct.		
2006	15	10	14	.714		
First Downs	G	Rush	Pass	Penalty	Total	
2006	15	194	107	18	319	
2007	15	203	130	18	351	
2008	14	156	137	11	304	
Third-Down Conversions	G	Conv.	Att.	Pct.		
2008	14	81	177	45.8		
Third-Down Conversions Defense	G	Conv.	Att.	Pct.		
2008	14	68	214	31.8		

INDIVIDUAL

Total Offense	G	Att	Yards	Yds/G	TDR			
1975 Robbie Price	11	305	1639	149.0	16			
1978 Steve Brown	10	309	1959	195.9	19			
1979 Steve Brown	11	416	2557	232.5	17			
1980 Steve Brown	11	427	2590	235.5	13			
1981 Randy Joyce	10	308	1808	180.8	9			
2001 Joe Burchette	11	372	2200	200.0	16			
2005 Richie Williams	15	502	3,745	249.7	25			
2008 Armani Edwards	13	499	2,902	295.6	41			
Rushing	G	Att	Yards	Yds/G	TD			
1975 Emmitt Hamilton	11	126	844	76.7	9			
1985 John Settle	11	254	1340	121.8	14			
1986 John Settle	12	354	1897	158.1	21			
2006 Kevin Richardson	15	302	1676	111.7	30			
Passing	G	Att	Com	Yards	Yds/G	TD		
1981 Randy Joyce	10	275	157	1871	187.1	9		
1988 Bobby Fuller	10	217	115	1668	166.8	16		
2001 Joe Burchette	11	295	167	2022	183.8	15		
2004 Richie Williams	10	350	234	3109	310.9	24		
Pass Efficiency	G	Att	Com	Int	Pct.	Yds	TD	Effic.
2000 Joe Burchette	10	207	127	6	61.4	1730	13	146.5
2003 Richie Williams	11	204	120	5	58.8	1621	14	147.4
2005 Richie Williams	15	338	211	4	62.4	2809	20	149.4
2006 Armani Edwards	15	274	167	10	60.9	2251	15	140.7
2008 Armani Edwards	13	306	196	9	64.1	2902	30	170.2
Receiving	G	Cgt	Yards	Yds/G	TD			
1979 Rick Beasley	11	74	1205	109.5	12			
2004 DaVon Fowlkes	11	103	1618	147.1	14			
Scoring	G	TD	XP	FG	Pts	Pts/G		
1975 Gary Davis	11	0	36	15	81	7.4		
1978 Scott McConnell	11	14	2	0	88	8.0		
1985 John Settle	11	14	1	0	86	7.8		
1986 John Settle	12	21	0	0	126	10.5		
2006 Kevin Richardson	15	31	0	0	186	12.4		
Field Goals	G	FG	FG/G					
2002 Mark Wright	12	15	1.25					
All-Purpose Yards	G	Yards	Yds/G					
1975 Emmitt Hamilton	11	1184	107.6					
1985 John Settle	11	1417	128.8					
1986 John Settle	12	2102	175.2					
2004 DaVon Fowlkes	11	2313	210.3					
2005 Kevin Richardson	15	2038	135.9					
Kickoff Returns	No.	Yards	Avg.					
1978 Charles Fowler	21	555	26.4					
1987 Keith Isom	23	564	24.5					
Punt Returns	No.	Yards	Avg.					
1974 Devon Ford	35	568	16.2					
1975 Devon Ford	21	260	12.4					
1989 Anthony Smith	20	239	12.0					
2003 DaVon Fowlkes	26	279	10.7					
2005 Dexter Jackson	29	245	8.4					
2006 Dexter Jackson	30	369	12.3					
Punting	No.	Yards	Avg.					
1973 Joe Parker	59	2503	42.4					
1974 Joe Parker	63	2788	44.3					
1975 Joe Parker	43	1830	42.6					
1976 Joe Parker	50	2211	44.2					
1991 Harold Alexander	72	3363	46.7					
1992 Harold Alexander	62	2733	44.1					
1999 Brian Reilly	47	2024	43.1					
2000 Nate McKinney	48	2042	42.5					
2003 Nate McKinney	74	3294	44.5					
Interceptions	No.	Yards						
1989 Keith Collins	4	4						
1991 Mark Mayo	6	61						
1994 Matt Stevens	10	83						
2003 Corey Lynch	6	61						
2007 Corey Lynch	6	114						
2008 Mark LeGree	10	32						
Kick Scoring	G	XP-A	FG-A	Pts	Pts/G			
1995 Jay Sutton	13	46-47	18-26	100	7.7			
2006 Julian Rauch	15	69-70	10-14	99	6.6			
Tackles	G	T	A	Tot	Avg.			
1996 Dexter Coakley	11	88	78	166	15.1			
Passes Defended	G	PBU	Int.	Tot	Avg.			
2008 Cortez Gilbert	14	17	2	19	1.36			

SOCON  
CHAMPIONS

1986

1987

1991

1995

1999

2005

2006

2007

2008

NCAA

NATIONAL  
CHAMPIONS

2005

2006

2007

MEMORABLE GAMES

**OCTOBER 12, 1968**

**MOUNTAINEERS TAME BEARS**

**APPALACHIAN 52, LENOIR-RHYNE 28**

Holding a 17-14 lead at the half, Appalachian exploded out of the tunnel after the intermission, scoring two touchdowns in the third quarter and three more in the fourth.

It was a record-breaking day for the Mountaineers that included 35 first downs, 572 yards on the ground, and 654 total yards.

The Mountaineer defense stunned the Bears by yielding just 59 rushing yards one week after the Bears received national fame by racking up 900 total yards of offense.

Sophomore Emmitt Hamilton rushed for 215 yard and two touchdowns in his greatest performance in a Mountaineer jersey.

The Mountaineers played before a stunned Lenoir-Rhyne crowd of 12,500 fans. The Bears' frustration was evident when a bench-clearing brawl broke out with 16 seconds left in the contest.

**SEPTEMBER 9, 1972**

**APPS BREAK UP PAT ATTEMPT TO SAVE WIN**

**APPALACHIAN 7, WESTERN KENTUCKY 6**

Registering three interceptions, four fumble recoveries, and a blocked punt, Appalachian's stellar defense came up with the winning plays all afternoon in a defensive battle.

Midway through the third quarter, quarterback Steve Loflin hit Boone's hometown hero Richard Agle for a 78-yard pass and catch for their only touchdown of the day.

Managing a shutout late in the fourth quarter, the Apps gave up a touchdown on Clarence Jackson's one-yard plunge with 1:52 left in the contest to lead by one, at 7-6.

The Hilltoppers decided to go for two and the win, which proved costly when the Mountaineer defense broke up the extra point pass attempt in the endzone to save the victory.

**OCTOBER 20, 1973**

**BRAKEFIELD TAKES DOWN OLD TEAM**

**APPALACHIAN 28, WOFFORD 21**

Backup quarterback Phil Coccioletti not only replaced injured Roscoe Batts in the third quarter, but took over the Mountaineers' run-oriented "Y Offense" and converted it to a passing attack.

Down 21-7 late in the third quarter, Coccioletti connected with split end Bob Steelman for a 35-yard touchdown.

On Coccioletti's second drive, he stunned the Terrier offense with another long ball connecting with Charlie Haugabrook for a 36-yard strike. He finished the drive with a one-yard dive into the endzone.

Late in the fourth quarter, Coccioletti drove Appalachian deep in Wofford territory before Jim Tucker's six-yard scamper for the go-ahead score. The Mountaineers balanced offense recorded 191 yards in the air and 190 on the ground.

Place kicker Greg Clark was 4-for-4 on extra point tries. Clark went on to establish an NCAA record with 56 consecutive good PAT kicks.

**OCTOBER 19, 1974**

**HARMON TAMES WILD DOGS WITH 47-YARDER**

**APPALACHIAN 23, EAST CAROLINA 21**

In a game that both teams entered undefeated, placekicker Jerry Harmon proved to be the difference, converting a 47-yard field goal with 32 seconds left for the 23-21 victory over East Carolina.

Sophomore Devon Ford worked his way through ECU's touted "Wild Dogs" defense, amassing 231 all-purpose yards.

The Mountaineers carried a 20-0 advantage into the locker room. The Pirates quickly countered in the third quarter behind Ken Strayhorn who rushed for two touchdowns bringing the deficit down to six points, at 20-14.

ECU claimed the lead, at 21-20, midway through the fourth quarter when fullback Jimmy Howe scored on a 65-yard run.

Late in the game, the Mountaineers took advantage of a short Pirate punt that gave them the ball on their own 45. The Apps used a pair of passes to set the stage for Harmon's long field goal.

**NOVEMBER 8, 1975**

**PRICE IS RIGHT IN TRIUMPH AT USC**

**APPALACHIAN 39, SOUTH CAROLINA 34**

Robbie Price put on an offensive show before 47,489 fans on hand at Williams-Brice Stadium, who saw seven scoring drives over 70 yards, four of which went longer than 80 yards in a 39-34 triumph over South Carolina.

After South Carolina scooped up a Price fumble and returned it for the first points of the day, Appalachian got on the board with a 77-yard drive that was capped off by a John Craig score.

The touchdown was especially sweet for Craig who began his career with the Gamecocks two years earlier.

Appalachian led at the half, 24-14, but South Carolina came out quick in the third quarter, and reduced the ASU lead to four when Jeff Grantz scored from two yards out.

Price answered with a 32-yard touchdown pass. However, South Carolina scored late in the third quarter to make it 30-27.

The Gamecocks drove 81 yards take the lead, 34-30. However, the Mountaineers responded with a 16-yard touchdown pass from Price to a diving Donnie Holt.

Mike Staton sealed the win with an interception that led to a Mountaineer field goal to make the final score 39-34.

**SEPTEMBER 24, 1979**

**WISHBONE ALLOWS GROUND GAME TO PREVAIL**

**APPALACHIAN 35, WESTERN CAROLINA 27**

Touted as an aerial display, quarterbacks Mike Pussey (WCU) and Steve Brown (ASU) drew 17,124 fans to Conrad Stadium for what was billed to be a passing thriller. The Mountaineers used an element of surprise by utilizing the rushing game in a 35-27 win.

Pussey connected on 16 passes for 231 yards and a touchdown, while Brown only put the ball in the air 13 times.

Trailing 27-14 at halftime, it was the newly constructed wishbone formation that sparked a rally. The Mountaineers totaled 266 rushing yards in the victory.

The Mountaineer defense allowed just 37 yards through the air and two first downs in the second half.

**NOVEMBER 1, 1980**

**ROOKIE CARRIES APPS TO VICTORY**

**APPALACHIAN 27, WESTERN CAROLINA 24**

With 15,850 fans on hand to witness the tandem of Steve Brown and Rick Beasley play in their final game at Conrad Stadium, it was freshman Alvin Parker who stole the show in a 27-24 come from behind win.

Beasley, who finished his career as the NCAA's fifth all-time leading receiver, went down in the first quarter with an injury. Minus his top target, Brown was limited to 166 yards through the air.

Fullback Pete Carmelo went down in the second half, so it was the 5-11, 185-pound Parker who got the call and became the first 100-yard rusher of the season for the Mountaineers.



*John Craig (35), a transfer from South Carolina, scored ASU's first touchdown and Robbie Price (5) threw for two touchdowns and ran for another in Appalachian's 39-34 win at Williams-Brice Stadium in 1975.*

**SOCON**  
CHAMPIONS

1986

1987

1991

1995

1999

2005

2006

2007

2008

**NCAA**  
NATIONAL  
CHAMPIONS

2005

2006

2007

166

INTRO &  
MEDIA INFO

SEASON  
OUTLOOK

COACHES  
& STAFF

2009  
MOUNTAINEERS

2009  
OPPONENTS



MEMORABLE GAMES

Down 24-20 in the fourth quarter ASU drove 92 yards for the victory, which included 47 yards on the ground from Parker.

Parker's former Maury High School teammate Derek Jenkins scored the game-winning touchdown. Jenkins finished the day with five carries for 58 yards while Parker ran 15 times for 106 yards.

**SEPTEMBER 3, 1983**

**MACK BROWN RECORDS WIN NO. 1 AT WAKE**

**APPALACHIAN 27, WAKE FOREST 25**

Making his head coaching debut on Fireworks Night at Groves Stadium, Mack Brown orchestrated a fireworks display of his own in an upset over Wake Forest, 27-25.

Kicker Billy Van Aman notched his first collegiate field goal when he split the uprights from 54 yards out. Van Aman also kicked a 29-yarder late in the third quarter to put ASU up 20-17.

The game looked one-sided on paper as Wake doubled up ASU in total offensive yards (502-247). However, the Appalachian defense recovered five Wake fumbles. Linebacker Joel Carter registered a pair of touchdowns on two interceptions, including a 48-yard scramble to the end zone on his first pick.

Wake completed a 39-yard touchdown and converted a two-point conversion with 1:39 left, but would not get any closer as ASU ran the clock for the two-point win.

**SEPTEMBER 8, 1984**

**4TH-AND-99 NO PROBLEM IN SPARKY'S FIRST W**

**APPALACHIAN 27, WESTERN CAROLINA 24**

Head Coach Sparky Woods received his first win with an amazing 99-yard, 12-play drive resulting in a 15-yard John Settle touchdown reception with five seconds remaining for the 17-16 victory.

Trailing 16-3 late in the fourth quarter, Appalachian's Jimmy Armstrong intercepted a pass and returned it to the WKU 15 yard line. With 4:08 left, Mountaineer quarterback Randy Joyce connected for the first of two fourth quarter touchdown passes.

On the Mountaineers' final drive, Joyce converted a crucial fourth and 10 situation by completing an 18-yard pass to Troy Douglas. He followed with a 17-yard strike to Douglas.

Joyce rallied the Mountaineers by completing passes of 12, 17, and 19 yards before finishing the drive by connecting with Settle on a 15-yard screen pass in the waning moments.

**NOVEMBER 29, 1986**

**APPS FALL IN FIRST PLAYOFF APPEARANCE**

**NICHOLLS STATE 28, APPALACHIAN 26**

Appalachian rallied behind the arm of Todd Payton and the running abilities of John Settle to bring a 25-13 deficit to within two, at 28-26, but the Mountaineers' season came to a close when Bjorn Nittmo's 42-yard field goal sailed wide left with 18 seconds left in the fourth quarter.

Settle rushed for 236 yards on 37 carries, while Payton completed 18-of-35 pass attempts for 294 yards and two touchdowns in the losing effort.

Heading into the I-AA Playoffs, the Mountaineers were seeded No. 6. They held a 13-6 advantage with 11 minutes left in the third quarter, however Nicholls State quarterback Doug Hudson rallied his team and scored on three of their next four possessions to edge the Mountaineers.

**SEPTEMBER 9, 1989**

**MOORE LEADS ASU TO VICTORY AT WFU**

**APPALACHIAN 15, WAKE FOREST 10**

Facing Ricky Proehl and a crowd of 30,200 Wake Forest fans, first-year head coach Jerry Moore and the Mountaineers pulled off a 15-10 victory.

Knotted at 3-3 at the intermission, running back Ritchie Melchor recorded 121 of his 139 yards on the ground in the second half, which included a 67-yard touchdown run.

On the ensuing Wake Forest possession, Proehl took a short pass and danced 28 yards for the touchdown. With the pressure on late in the fourth quarter, freshman Harold Alexander boomed a punt to Proehl, who fielded the ball cleanly, but could not manage to get out of bounds before time expired.

**AUGUST 31, 1991**

**ALEXANDER'S PUNTING KEYS WIN AT MARSHALL**

**APPALACHIAN 9, MARSHALL 3**

It was a tale of two great defenses that led Appalachian to a 9-3 victory in the season opener.

The punting of Harold Alexander kept the Herd at bay throughout the game. Alexander set a Southern Conference-record by averaging 55.5 yard on eight punts.

Alexander came up big by booting a 67-yarder and a 51-yarder out of his own endzone against a 10-man rush.

Appalachian's defense started the scoring in the first half when Marshall quarterback Michael Payton was pressured into an intentional grounding call that resulted in a safety.

The Herd managed a field goal after a fumble recovery that gave them the ball deep into ASU territory.

Marshall's offensive woes lied heavily on Payton who fumbled twice near the Appalachian goal line.

Fullback J.K. Reaves plowed two yards through the middle of the Herd defensive line to record the only touchdown of the day.

**OCTOBER 19, 1991**

**APPS NEED THREE OTs TO TOP FURMAN**

**APPALACHIAN 26, FURMAN 23**

It took three overtimes and four Jay Millson field goals, but when it was decided, Appalachian won the first overtime game in Southern Conference history by a count of 26-23.

The first half was marred by mistakes and Furman led 17-9.

Late in the fourth quarter, linebacker Brent David forced a fumble and put the Mountaineers on the Paladin 17. After Nate Abraham ran for the quick score, D.J. Campbell connected with A.J. Ellis for the two-point conversion to tie the score, at 17-17.

Knotted at the end of regulation, Millson and Burr traded field goals in the first two overtimes. In the third extra period, defensive back Steve Wilks blocked a Burr field goal attempt. Millson connected on his fourth field goal of the day to clinch the victory.

**OCTOBER 10, 1992**

**THREE MINUTES, TWO SECONDS AND 20 POINTS**

**APPALACHIAN 27, JAMES MADISON 21**

D.J. Campbell completed three touchdown passes in the final 3:02 of the game, including one to Craig Styron, who caught it on his back with no time remaining on the clock to win the game.

JMU began the scoring with one of the most famous tricks in football lore. Early in the second quarter, the Dukes executed the fumblerooski for a 14-yard touchdown. Bitten by the turnover bug, the Mountaineers fell short of the endzone twice due to turnovers.

With the score 21-7, D.J. Campbell threw the first of three touchdown throws to make it 21-14, with 3:02 to play. Just 32 seconds later, it was tied, at 21-21 on another Campbell TD pass.



Thanks to the field position gained throughout the day by Harold Alexander's SoCon-record 55.5 yards per punt, Appalachian started the 1991 season in style with a 9-3 win over conference power Marshall.



HEAD COACH  
JERRY  
MOORE

**SOCON**  
CHAMPIONS

1986

1987

1991

1995

1999

2005

2006

2007

2008

**NCAA**

NATIONAL  
CHAMPIONS

2005

2006

2007

MEMORABLE GAMES

With JMU driving deep in Appalachian territory, the Mountaineer defense intercepted a deflected pass, giving Campbell a chance at victory.

After two quick passes to get the ball to midfield, Campbell heaved the ball deep into the endzone, where it found Styron.

**OCTOBER 22, 1994**  
**MOUNTAINEERS TOP NO. 1 MARSHALL**  
**APPALACHIAN 24, MARSHALL 14**

With ominous weather and a matchup against the No. 1 team in the nation, 19,781 rain-soaked fans spurred Appalachian to a 10-point victory and triumphantly tore down the goal posts.

A dominant performance by the Mountaineer defense keyed the win. Dexter Coakley led the Mountaineers with 15 tackles, three for losses, two pass breakups, and a forced fumble.

Johnny Smith, who spent his first three years at fullback, notched seven tackles, a fumble recovery, a sack, and an interception that he returned 70-yards for a touchdown in the fourth quarter.

In only his second start, Scott Satterfield threw for 113 yards and ran for 30 more, including a score.

**NOVEMBER 18, 1995**  
**DIVING SNAG SAVES PERFECT SEASON**  
**APPALACHIAN 28, THE CITADEL 24**

Scott Satterfield proved his mettle as an All-Southern Conference quarterback by ignoring the pressure on fourth down and slinging the ball to the endzone, where Ron Gilliam's diving grab saved the Mountaineers' perfect regular season and gave them a 28-24 victory.

Unbeaten entering the final game of the regular season, the Mountaineers had plenty of confidence travelling to face the winless Bulldogs. But the Mountaineers needed everything it could muster, including the pass from Satterfield to Gilliam with 1:39 left in the contest for the comeback triumph.

Satterfield who ran for 80 yards and passed for 176, had no problem sending the ball to Gilliam who was a converted defensive back with only four catches on the season.

**OCTOBER 19, 1996**  
**BACKUP QB LEADS APPS OVER EAGLES**  
**APPALACHIAN 35, GEORGIA SOUTHERN 28**

Backup signal-caller Bake Baker was called upon in the fourth quarter at Georgia Southern to create what head coach Jerry Moore dubbed a "spark." A spark is what he got.

Baker took over and led the Mountaineers on a 21-point rally with just over 10 minutes remaining in the contest.

The Mountaineer offense was desperate for production. The defense was not much better, with five players sidelined with injuries.

In his 10-plus minutes of action Baker converted three scoring drives, including the game-winner, a 68-yard pass and catch to Otis Smith with 3:13 remaining in the game.

Baker ended the game 8-of-10 passing, for 159 yards and two touchdowns. Prior to his showing in Statesboro, he had completed just three passes in his career.

**OCTOBER 3, 1998**  
**APPS TOP DEACS IN OT FOR MOORE'S 100TH WIN**  
**APPALACHIAN 30, WAKE FOREST 27 (OT)**

Daniel Jeremiah's one-yard touchdown run in overtime gave Appalachian head coach Jerry Moore his 100th career victory, a 30-27 triumph over Wake Forest in Winston-Salem.

Moore's 100th win was his fourth over Wake in 10 seasons at the helm of the Mountaineers.

Appalachian jumped out to a 10-0 lead in the first quarter thanks to a 27-yard field goal by Stuart Jones and a 47-yard touchdown run by Terrence McCall. The Demon Deacons scored 17 of the game's next 20 points to take a 17-13 advantage into the fourth quarter.

After Jones' third field goal of the game cut the ASU deficit to 17-16 early in the final period, Jeremiah hooked up with Joey Gibson for a 57-yard touchdown and a two-point conversion made it 24-17 ASU with 5:28 to go. However, Wake Forest responded with a 13-play, 74-yard drive, capped by

a seven-yard touchdown pass from Brian Kuklick to Jammie Deese that tied the contest with only 53 seconds left to play.

In overtime, Appalachian held the Deacs to a field goal on the opening possession before clinching the win on Jeremiah's touchdown dive a series later.

**SEPTEMBER 4, 1999**  
**APPS NEARLY PULL OFF UPSET AT AUBURN**  
**AUBURN 22, APPALACHIAN 15**

For nearly three quarters, it seemed as though Appalachian would pull off perhaps the biggest win ever by an NCAA Division I-AA school over a I-A opponent. But a 33-yard touchdown pass with just 38 seconds left to play gave perennial-power Auburn a narrow 22-15 win over the Mountaineers before 78,123 at Jordan-Hare Stadium.

After Auburn took a 7-0 lead less than seven minutes in, Appalachian responded with 15-straight points to take an eight-point advantage deep into the third quarter. The Tigers evened the score at 15-15 late in the third period and marched 77 yards in just 1:04 to score the winning touchdown in the final minute.

ASU out-gained Auburn 323-288 for the game and held AU to just 54 yard of offense in the first half.

**OCTOBER 16, 1999**  
**ASU HOLDS ON FOR WIN OVER NO. 1 EAGLES**  
**APPALACHIAN 17, GEORGIA SOUTHERN 16**

Appalachian forced four turnovers, including Corey Hall's second interception as time expired, to claim a 17-16 win over No. 1 Georgia Southern before 19,981 at Kidd Brewer Stadium. The triumph was ASU's second ever over a top-ranked team, almost five years to the day after it knocked off No. 1 Marshall at KBS.

Without the benefit of an offensive touchdown, the Mountaineers ran out to a 17-0 lead. Weslan Hunter returned a fumble 43 yards for a score and Luke Manuel fell on another Eagle cough-up and the Apps took the seemingly comfortable 17-point lead with less than five minutes to play in the third quarter.

However, the Eagles came back with a vengeance, scoring 16 points over a 12-minute span. Trailing by just a point, got the ball back with under 30 seconds to play, but Hall sealed the victory with his pick off at the ASU 38 yard line.

**AUGUST 31, 2000**  
**WAKE GOES DOWN AGAIN**  
**APPALACHIAN 20, WAKE FOREST 16**

For the third time in four meetings, Appalachian knocked off the ACC's Wake Forest, this time scoring a 20-16 triumph before 26,853 fans at Groves Stadium. The win evened ASU head coach Jerry Moore's record versus the Demon Deacons at 5-5-1.

The Mountaineers dominated the first half, outgaining the Deacs 207-49, but trailed 10-7 at the break, thanks to an 88-yard kickoff return for a



Corey Hall intercepted two passes, including one as time expired, to help lead the Mountaineers to their 1999 triumph over No. 1 Georgia Southern — Appalachian's second all-time victory over a top-ranked team.

**SOCON**  
 CHAMPIONS  
 1986

1987

1991

1995

1999

2005

2006

2007

2008

**NCAA**  
 NATIONAL  
 CHAMPIONS

2005

2006

2007

168

INTRO &  
 MEDIA INFO

SEASON  
 OUTLOOK

COACHES  
 & STAFF

2009  
 MOUNTAINEERS

2009  
 OPPONENTS

MEMORABLE GAMES

touchdown by Wake's John Stone. The score remained 10-7 heading into the final period and things looked bleak for the Apps, who lost starting quarterback Daniel Jeremiah to a knee injury on the first play of the second half.

However, backup signal-caller David Reaves led Appalachian on an eight-play, 66-yard drive, which he capped with a nine-yard touchdown pass to Rashad Slade on the first play of the fourth quarter to give ASU a 14-10 lead. Despite committing two turnovers in the final period, Appalachian forced Wake into a pair of turnovers of its own, including a fumble on its own 10 yard line with just over three minutes to go. Three plays later, Karim Razzak found the end zone from 10 yards out to seal the triumph.

**NOVEMBER 25, 2000**

**APPS AVENGE LOSS IN PLAYOFF WIN AT TROY**

**APPALACHIAN 33, TROY STATE 30**

After being handed a 34-28 setback in Boone by Troy State during the regular season, Appalachian returned the favor on a much bigger stage, as it downed the fourth-seeded Trojans, 33-30, in the opening round of the NCAA Division I-AA playoffs.

Appalachian outgained Troy State, 200-21, in the first half en route to a 19-9 lead at the break. ASU extended its lead to 26-9 in the third quarter and withstood three fourth-quarter Troy touchdowns to hold on for the win.

Joe Burchette completed 27-of-41 passes for 237 yards and two touchdowns in the win. In addition to scoring passes to Troy Albea and Jose White, Burchette also ran 11 yards for a score.

The win was just the second road playoff victory ever for the Mountaineers.

**OCTOBER 9, 2004**

**WILLIAMS REWRITES RECORDS IN COMEBACK WIN**

**APPALACHIAN 30, FURMAN 29**

Junior quarterback Richie Williams rewrote the NCAA record book with his performance in Appalachian's 30-29 triumph over No. 2 Furman at Kidd Brewer Stadium.

Williams set NCAA all-divisions records by completing 28-straight passes at one point and 40-of-45 overall in the win.

Despite Williams' efforts, the Mountaineers found themselves trailing the Paladins by six points after Furman quarterback Ingle Martin connected with running back Cedrick Gipson on a 52-yard catch and run with 2:03 to go in the ball game.

However, Williams saved his best for last, as he accounted for 78 yards on ASU's final drive by completing 4-of-4 passes for 61 yards and running for 17 more, including a 13-yard keeper for the winning touchdown with 35 seconds remaining.

In all, Williams threw for 413 yards and two touchdowns and tacked on 27 more yards on the ground to spark the victory, just one week removed from missing the Apps' 41-34 win over Texas State with a sprained knee.



Richie Williams' 28-straight completions and 40-of-45 overall passing effort against Furman in 2004 still stand as NCAA all-divisions records.

**DECEMBER 10, 2005**

**ELDER, HUNTER LEAD APPS TO FIRST TITLE GAME**

**APPALACHIAN 29, FURMAN 23**

Filling in for an injured Richie Williams, backup quarterback Trey Elder threw a touchdown pass on his first play and ran for the game-winning score with 2:17 remaining in Appalachian's 29-23 victory over Furman in the NCAA Division I-AA semifinals.

Elder completed 12-of-17 passes for 165 yards and no interceptions and ran 12 times for 69 yards in relief of Williams, who left the contest midway through the first quarter with a left ankle injury.

On his first play, Elder connected with Dexter Jackson for a 45-yard touchdown pass that gave the Mountaineers a 14-0 lead.

However, Furman scored 23 of the next 30 points to take a 23-21 lead into halftime.

The Paladins' slim advantage stood up until Elder led the Apps on an 11-play, 67-yard drive, culminating with his one-yard touchdown plunge with just over two minutes to go.

Led by quarterback Ingle Martin, the Paladins drove inside the ASU 40 with under a minute to play. But, on first-and-10 at the ASU 36, Mountaineer defensive end Jason Hunter hit Martin from behind, forcing the ball loose, which defensive tackle Omarr Byrom picked up and returned all the way to the Furman one yard line to stamp Appalachian's ticket to its first-ever national championship game.

**NOVEMBER 24, 2007**

**ROMAN STRIPS JAMES MADISON OF UPSET BID**

**APPALACHIAN 28, JAMES MADISON 27**

Appalachian's magical season looked like it was going to end three games short of the ultimate goal, but the Mountaineer defense stepped up at the game's most critical moments to give the Apps a stunning 28-27 win over visiting James Madison in the opening round of the 2007 NCAA Division I championship.

Twelfth-ranked JMU, which used a powerful running game to control the ball for over 40 minutes, led 27-22 late in the fourth quarter and faced third-and-one at its own 32 yard line, needing only one first down to end ASU's run at a third-straight national title. However, the Black and Gold defense stepped up to stop the Dukes for no gain on two-straight plays and get the ball back deep in Madison territory.

Two plays after Devon Moore made a diving catch on fourth-and-three from the JMU 25 yard line, Armanti Edwards scored his third touchdown of the day from five yards out to give Appalachian a one-point lead with just 1:10 remaining on the clock.

But it was far from over, as JMU needed just four plays to drive 62 yards, setting itself up for an apparent chip-shot field goal to win the game. However, JMU head coach Mickey Matthews elected to run one more play and ASU linebacker Jacque Roman made him pay for the fateful decision, stripping freshman running back Jamal Sullivan of the ball. The loose pigskin was smothered by ASU's Pierre Banks just feet from the ASU sideline, triggering a wild celebration that would last straight through to the Mountaineers' 49-21 rout over Delaware in the national championship game three weeks later.



Jacque Roman forced the Jamal Sullivan fumble with less than a minute remaining that sealed ASU's come-from-behind 28-27 victory in the opening round of the 2007 NCAA Division I Championship.



SR. QB  
ARMANTI  
EDWARDS

**SOCON**

CHAMPIONS

1986

1987

1991

1995

1999

2005

2006

2007

2008

**NCAA**

NATIONAL  
CHAMPIONS

2005

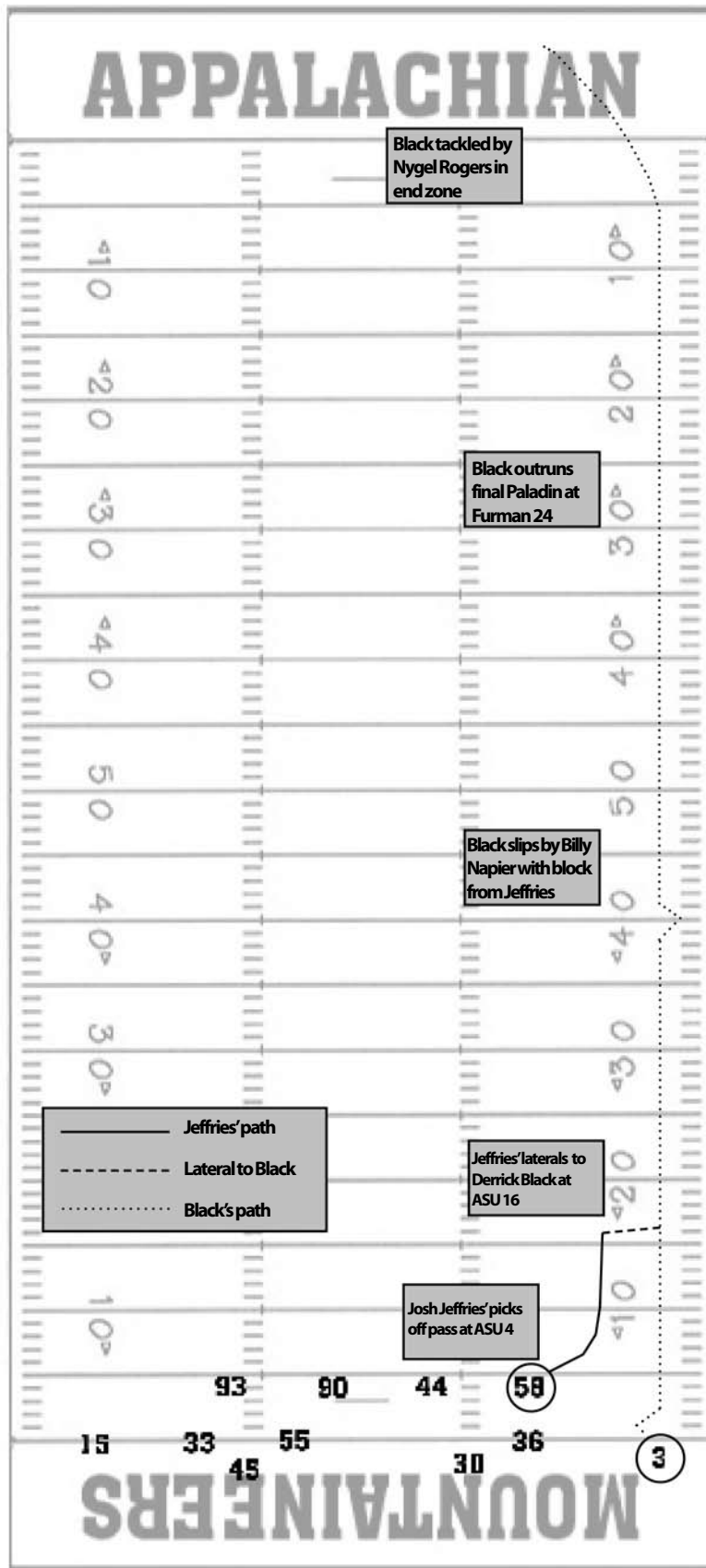
2006

2007

MEMORABLE GAMES

**"THE MIRACLE ON THE MOUNTAIN"**

OCTOBER 12, 2002 • APPALACHIAN 16, FURMAN 15 • ABC SPORTS RADIO CALL OF THE YEAR



The Mountaineers were trailing 9-7 in the fourth quarter after three Furman field goals and an interception return for a touchdown on the home side. With 5:39 left, Joey Hoover's 24-yard TD catch from Joe Burchette gave Appalachian its first lead of the game, at 14-9.




Furman took the ensuing possession and marched 73 yards on 13 plays, converting a first down on third-and-18 and then retook the lead on third-and-goal from the Appalachian 12 with 0:07 remaining when Billy Napier found Bear Rinehart for the go-ahead touchdown. Furman led 15-14.



Furman elected to go for two points on the point-after. Napier's pass on the two-point attempt was intercepted by Josh Jeffries at the ASU 4. Jeffries darted toward the left sideline before lateraling the ball to Derrick Black at the ASU 16.



With Jeffries and Nygel Rogers both running downfield to block, Black avoided two would-be tacklers on his way to score two points and give Appalachian the lead in remarkable fashion, 16-15.



Rogers tackled Black in a celebratory hug in the end zone. The Mountaineers cleared the sideline to join the celebration.



With much fanfare, Jeffries recovered Furman's on-side kick attempt to seal the Miracle on the Mountain.

**SOCON**  
CHAMPIONS  
1986

1987

1991

1995

1999

2005

2006

2007

2008

**NCAA**  
NATIONAL  
CHAMPIONS

2005

2006

2007

MEMORABLE GAMES

APPALACHIAN 34, NO. 5 (AP) MICHIGAN 32

SEPTEMBER 1, 2007 • MICHIGAN STADIUM — ANN ARBOR, MICH. • ATT.: 109,218

MICHIGAN STADIUM

MICHIGAN	APP. STATE
32	34
TIME OUTS LEFT	TIME OUTS LEFT
0000	0000
DOWN 10 TO GO BALL ON 20 QTR	
246 RUSHING	164
233 PASSING	223
479 TOTAL	387



THE ANATOMY OF AN UPSET



**A 24 M 14**  
Thanks in large part to Dexter Jackson's two touchdown catches and Armani Edwards' perfect first half (7-of-7 passing, 129 yards, 3 TD; eight rushes, 41 yards, TD), Appalachian jumped out to a 28-14 lead.

**A 31 M 32**  
Michigan came roaring back in the second half and took a 32-21 lead on a 54-yard touchdown run by Mike Hart with less than five minutes to play.

**A 31 M 32**  
Things looked bleak for the Mountaineers when the Wolverines intercepted an Edwards pass on the first play after Hart's touchdown, but freshman Brian Quick blocked a U-M field-goal attempt to give the Apps the ball back with 1:37 left to play.

**A 34 M 32**  
Edwards engineered a seven-play, 69-yard drive over the next 1:11 to set up Julian Rauch's go-ahead field goal from 24 yards out with just 26 seconds remaining on the clock. Edwards completed 5-of-5 passes and accounted for 69 yards on the drive (18 rushing, 51 passing).

**A 34 M 32**  
After a 46-yard pass from Chad Henne to Mario Manningham, Michigan had an opportunity to win the ballgame on a 37-yard field goal. However, Corey Lynch made the "block heard 'round the world," scooped up the loose ball and returned it 62 yards as the clock expired.

THE AFTERMATH

Appalachian's shocking win over college football's all-time winningest program was the first ever for an NCAA Division I Football Championship Subdivision team over a nationally ranked D-I Football Bowl Subdivision opponent.

A crowd estimated to be as large as 10,000 welcomed the Mountaineers back to Kidd Brewer Stadium later that evening.

The Apps were the darlings of the national media for weeks to come, highlighted by a Sept. 2, 2007 press conference that was televised live by ESPNEWS and Dexter Jackson's appearance on the cover of the Sept. 10, 2007 edition of *Sports Illustrated*.

The victory prompted the *Associated Press* to change its 71-year-old policy and allow all Division I teams, regardless of subdivision, to receive votes in its Top 25 poll.

Appalachian went on to post a 13-2 overall record and win its third-consecutive NCAA Division I Football national championship.

Michigan went on to post an 9-4 overall record and No. 18 ranking in the final 2007 AP poll. The Wolverines finished second in the Big Ten standings and defeated defending BCS national champion Florida and Heisman Trophy winner Tim Tebow, 41-35, in the Capital One Bowl on New Year's Day.

SCORING SUMMARY

FIRST QUARTER			
12:31	U-M	M. Hart 4 run (J. Gingell kick)	
10:55	ASU	D. Jackson 68 pass from A. Edwards (J. Rauch kick)	
3:16	U-M	G. Matthews 10 pass from C. Henne (Gingell kick)	
SECOND QUARTER			
13:35	ASU	H. Batichon 9 pass from Edwards (Rauch kick)	
9:47	ASU	D. Jackson 20 pass from Edwards (Rauch kick)	
2:15	ASU	Edwards 6 run (Rauch kick)	
16	U-M	Gingell 22 field goal	
THIRD QUARTER			
12:57	U-M	Gingell 42 field goal	
8:17	ASU	Rauch 31 field goal	
:24	U-M	Hart 4 run (Henne rush failed)	
FOURTH QUARTER			
4:36	U-M	Hart 54 run (B. Minor rush failed)	
:26	ASU	Rauch 24 field goal	

TEAM STATISTICS

	ASU	U-M
First Downs	19	23
Rushes—Net Yards	44-160	40-246
Passing Yards	227	233
Passes (Comp-Att-Int)	17-23-2	19-37-1
Total Offense	387	479
Fumbles—Lost	1-1	2-1
Penalties—Yards	7-45	7-56
Punts—Avg	4-33.0	3-48.7
Punt Returns—Yards	1-18	2-14
Kickoff Returns—Yards	7-151	6-121
Int. Returns—Yards	1-26	2-0
Fumble Returns—Yards	0-0	0-0
Third-Down Efficiency	7 of 13	7 of 15
Fourth-Down Efficiency	0 of 0	0 of 2
Possession Time	31:12	28:48

INDIVIDUAL STATISTICS

**RUSHING** — ASU: Richardson 24-88; Edwards 17-62; D. Jackson 1-19; Hillary 1-(-4); Team 1-(-5) U-M: Hart 23-188; Minor 13-50; Manningham 2-9; Henne 2-(-1)

**PASSING** — ASU: Edwards 17-23-2, 227 yds. U-M: Henne 19-37-1, 233 yds.

**RECEIVING** — ASU: Hillary 4-63; D. Jackson 3-92; Courman 3-30; Batichon 3-22; Richardson 2-3; J. Johnson 1-11; Cline 1-6 U-M: Matthews 7-68; Arrington 4-52; Manningham 3-66; Massey 3-36; Minor 1-10; Moundros 1-1



SR. LB JACQUE ROMAN

SOCON CHAMPIONS

- 1986
- 1987
- 1991
- 1995
- 1999
- 2005
- 2006
- 2007
- 2008

NCAA NATIONAL CHAMPIONS

- 2005
- 2006
- 2007

**Mountaineers are listed alphabetically with numbers worn and years played. To be included in the all-time roster, a player must have played in a varsity game. Any additions, deletions, and/or corrections can be submitted with proper documentation to the ASU Sports Information Office.**

**A**

JJ. Abbott.....	9, 1987
Richard Abbruzzese.....	33, 1954
David Abernathy.....	90, 1975-78
Nate Abraham.....	27, 1991-94
Chris Abrille.....	19, 1998-99
Mario Acitelli.....	61, 2006-08
Adams.....	1958
Adams.....	1935, 1937
Billy Adams.....	71, 1973
Bobby Adams.....	71, 1957
Desmond Adams.....	18, 1996
Gerald Adams.....	48, 1950-52
Herbert Adams.....	10, 1936
Kemal Adams.....	1, 1989
Stewart Adams.....	40, 2001-04
Kenny Adcock.....	12, 1988
Adelman.....	1946
Chuck Ader.....	65, 1984
Orlando Ager.....	55, 1980-83
Bob Agle.....	82, 1965-1968
Richard Agle.....	23, 1969-70
.....	80, 1971-72
Ben Aiken.....	66, 1994-98
Dub Aiken.....	44, 1949-50
Dauber Akins.....	49, 1946-47
Sid Akins.....	1956
Bill Al-Zaid.....	79, 1992
Troy Albea.....	2, 1999-2000
Donnovan Albright.....	87, 1995
John Alcorn.....	1965
Bob Alexander.....	20, 1969-71
Harold Alexander.....	5, 1989-93
Kent Alexander.....	8, 1982
Wick Alford.....	50, 1948-49
Charlie Allard.....	78, 1997-78
Jeff Allen.....	77, 1980
Josh Allen.....	52, 2000-01
Paul Allen.....	52, 1965-68
.....	72, 1969
Pete Allen.....	25, 1954
Tripp Allen.....	46, 1988
Wes Allen.....	54, 1997-01
Brad Allred.....	16, 1952
Glen Alspaugh.....	1967
Matt Alspaugh.....	49, 1996-99
Brown Ammons.....	1934
Randy Anders.....	37, 1982
Anders.....	1958



Gerald Adams

Chris Anderson.....	70, 1989-93
Randell Anderson.....	72, 1956-57
Rovie Angell.....	2, 1934-37
Greg Angle.....	41, 1978-80
Dyke Anstea.....	4, 1979
Kim Arey.....	5, 1982
Jimmy Armstrong.....	25, 1983-86
Kevin Armstrong.....	36, 1987
.....	22, 1988
Andy Arnold.....	2, 1990-94
Rodney Ashby.....	88, 1971
Wiley Ashworth.....	61, 1967
.....	77, 1968-70
Kemal Atkins.....	1, 1987-88
.....	1990-91
Steve Atkins.....	67, 1969
Alan Atwater.....	34, 2003-04
Atwater.....	3, 1939
Mike Atwell.....	52, 1986
Gabe Austell.....	21, 1949-50
Austin.....	1931
Austin.....	1946
Frank Auten.....	39, 1955
Jackie Avery.....	98, 1994-97
Ken Avery.....	84, 1970-72
Remi Awolowo.....	32, 1997
.....	4, 1998-2001
Ayers.....	1946
Harvey Ayers.....	11, 1955

**B**

Tershaard Baar.....	12, 1999
Jacob Bacon.....	94, 1998
Tommy Bacote.....	32, 1972-73
Brett Badgett.....	86, 1985
David Baile.....	78, 1974
Joe Bailey.....	75, 1958-59
.....	77, 1960-61
David Bailie.....	78, 1975-76
Buddy Baird.....	30, 1978
B.J. Baker.....	51, 1951-53
Bake Baker.....	14, 1994-97
Cedric Baker.....	29, 2008
Mark Baker.....	1987
Ted Baker.....	66, 1978
Baker.....	7, 1938-40
Josh Baldwin.....	18, 2002-04
Cameron Ball.....	94, 1995
Tommy Ball.....	50, 1988-90
Jim Ballou.....	26, 1976-78
Pierre Banks.....	31, 2004-08
Mina Banoub.....	92, 2004-06
Ken Barbee.....	62, 1992-96
Gene Barber.....	13, 1952
Will Barber.....	84, 1989-92
Chris Barden.....	30, 1995-98
Steve Bare.....	65, 1990
Ray Barger.....	1967
Barker.....	1928
Craig Barker.....	59, 1993-94
.....	31, 1995-96
Geoff Barkett.....	56, 1984
Jim Barnes.....	34, 1966-67
.....	62, 1968
Greg Barnette.....	60, 1989-90
Nay Rex Barnhardt.....	1966
Rob Barren.....	37, 1983
Wes Barrier.....	36, 1986
Joel Barrington.....	9, 1994
Angelo Bartis.....	12, 1978
Jim Bartlinski.....	75, 1980
Doug Barton.....	74, 1970
Ted Bartz.....	10, 1936
Pat Bass.....	1956
Neil Batelli.....	72, 1964
Hans Batichon.....	3, 2004-07
David Batten.....	7, 1998
.....	15, 1999
Billy Battillo.....	48, 1985
Roscoe Batts.....	12, 1973-75
Boyd Baucom.....	1930-31, 1934
Wesley Beam.....	25, 1969-71
Bob Beane.....	41, 1956

Jerry Beard.....	34, 2000-02
Rick Beard.....	24, 1979
.....	1981-82
.....	21, 1980
Marvin Beasley.....	51, 1956
Rick Beasley.....	21, 1977-80
Doug Beaty.....	45, 1984-87
Bobby Joe Beaver.....	43, 1956-57
Danny Beck.....	54, 1965
.....	13, 1966
.....	50, 1967-68
Gil Beck.....	55, 1974-77
Jack Beckett.....	32, 1964
Matt Beecher.....	89, 2008
Belk.....	1930
Joe Bell.....	29, 1983
Dan Belu.....	45, 1990
Malcolm Bennett.....	91, 2008
Danny Bentley.....	75, 1992-96
Roger Benton.....	72, 1972
.....	78, 1973
Tony Bequette.....	64, 1994-98
Wes Berrier.....	39, 1987
Joe Best.....	43, 1997-2000
Quincy Bethea.....	3, 1984-87
Daniel Bettis.....	80, 2002-06
Jonathan Bieschke.....	72, 2005-08
Bob Bigger.....	64, 1984-87
Eddie Biggs.....	83, 1970-72
Bobby Billings.....	25, 1967
Brian Billings.....	71, 2001-04
Wayne Binstead.....	71, 1965-66
Derrick Black.....	3, 2002-03
Willard Black.....	72, 1959
Paul Blackburn.....	36, 1949-51
Jason Blackmon.....	82, 1958
Kenny Blacknell.....	46, 1984-87
Larry Blackwood.....	79, 2004-07
Jason Blalock.....	57, 2000-03
Blalock.....	1938
Bill Blanton.....	66, 1961
Dan Blew.....	72, 1989
Don Blue.....	47, 1990-94
George Blum.....	21, 1936
Bill Bobo.....	26, 1965-66
F.P. Bodenheimer.....	1951
Fred Boger.....	26, 1947-49
Boland.....	1931
Dick Bolin.....	35, 1954
.....	12, 1955
.....	52, 1956-57
Craig Bonner.....	23, 1976-79
Robert Boone.....	78, 1963
Blackburn Booth.....	78, 1979-81
Bost.....	18, 1939
.....	11, 1940
Ed Bost.....	17, 1949-50
Bryan Bouboulis.....	87, 1988-89

Philip Bould.....	39, 2006
Al Bowen.....	50, 1972-73
Todd Bowers.....	79, 1994-95
David Bowman.....	34, 1975
.....	48, 1975-78
Bowman.....	1942; 1948
Ed Boyd.....	62, 1981-84
Tommy Boyette.....	11, 1946-47
Ray Boyles.....	18, 1956
Bobby Bozzo.....	56, 2007-08
Roy Bracey.....	18, 2004
Bill Bradley.....	30, 1959
.....	41, 1960-62
Russ Bradley.....	13, 1983
.....	9, 1984-85
Clint Bradshaw.....	25, 1972-74
Brady.....	1937
Bill Brady.....	59, 1984
Morris Branch.....	47, 1950-53
Alan Breeding.....	81, 1978-81
Seth Breitenstein.....	26, 2004
.....	29, 2005-07
Brennan.....	1946
Brevard.....	1942, 1946
Demery Brewer.....	52, 2008
Joe Briggs.....	15, 1986-89
George Bright.....	34, 1951-52
Kenny Bright.....	29, 1990-93
Billy Brink.....	12, 2002
.....	5, 2003
Robert Brinkley.....	30, 1980-81
Charlie Britt.....	14, 1991-92
Danny Britt.....	24, 1998
Paul Brittain.....	61, 1957-1958
.....	65, 1959
.....	68, 1960
Larry Brock.....	65, 1997-2001
Buddy Brooks.....	47, 1946-47
Gwyn Brooks.....	41, 1964
.....	45, 1965-66
.....	85, 1967
Keith Brooks.....	25, 1979-82
L.J. Brooks.....	21, 1996-99
Bob Broome.....	22, 1936
.....	3, 1937-39
John Broome.....	71, 1983-86
Robert Broome.....	76, 1979-81
Brown.....	1946
.....	1958
Charlie Brown.....	29, 1984
Charlie Brown.....	44, 1998
.....	56, 2000
Chuck Brown.....	76, 1984
Dexter Brown.....	47, 1984
.....	59, 1985-87
Eric Brown.....	46, 1997
Fred Brown.....	76, 1974-75
John Brown.....	13, 1986-90



Gil Beck



Gwyn Brooks

SOCON CHAMPIONS 1986  
 1987  
 1991  
 1995  
 1999  
 2005  
 2006  
 2007  
 2008  
 NCAA NATIONAL CHAMPIONS 2005  
 2006  
 2007

ALL-TIME ROSTER


**C**

Josh Brown.....48, 1994  
 Kerry Brown.....76, 2004-07  
 Larry Brown.....3, 1978  
 Steve Brown.....8, 1978-81  
 Tony Brown.....43, 1991-92  
 Wayne Brown.....66, 1989  
 Willie Brown.....20, 1975  
 Zach Brown.....67, 2008  
 Bob Bruton.....82, 1957  
 Mac Bryan.....62, 1978-79  
 Ted Bryant.....70, 1975  
         66, 1977  
 Bryson.....1946, 1948  
 David Bryson.....73, 1974-76  
 Herman Bryson.....33, 1947; 1949  
 Scott Bryson.....52, 1991  
 Gabe Bucca.....42, 1979  
 Buckner.....1929  
 Jason Budinger.....63, 1990-92  
 Bernard Buey.....64, 1969  
         56, 1970-72  
 Kevin Bullard.....50, 1986  
 Bumgardner.....1948  
 Al Bumgarner.....19, 1952-54  
 Ed Bundy.....26, 1967-70  
 Joe Burchette.....12, 1998  
         16, 1999-2002  
 Jason Burk.....95, 1994  
 Will Burkett.....18, 1992  
         26, 1993-94  
 Cal Burluson.....87, 1957-58  
         88, 1959  
 Argie Burnette.....58, 1978  
         53, 1979  
 Clyde Burnette.....61, 1960  
 Charles Burns.....51, 1978-80  
 Kevin Burton.....84, 1993-96  
 Bob Butler.....80, 1959  
 Bobby Butler.....1966  
 George Butler.....11, 1971  
         20, 1972  
         80, 1973  
 Jeff Butler.....66, 2003  
         81, 2004  
 Larry Butler.....75, 1969-72  
 Mike Butler.....45, 1982  
 Ron Byerly.....22, 1965-68  
 Mike Byers.....24, 1990-92  
 Tony Bynum.....31, 1988  
         29, 1989  
 David Byrd.....20, 1967-68  
         65, 1969-71  
 Ken Byrd.....9, 1995  
         4, 1996-97  
 Wayne Byrd.....11, 1963-66  
 Omarr Byrom.....95, 2003-06



Joe Burchette

Jody Caldwell.....14, 1974  
 Calhoun.....1929-31  
 Mike Callaway.....97 1983  
         73, 1984-86  
 Chris Calloway.....25, 1996  
 Pete Camelo.....18, 1979-81  
 Roger Cameron.....1950  
 D.J. Campbell.....10, 1989-92  
 Dave Campbell.....63, 1972  
         72, 1973  
         86, 1974  
 David Campbell.....77, 1974  
 Marty Campbell.....76, 1987-88  
 Canipe.....1928-30  
 Butch Cannady.....23, 1975  
         25, 1976-78  
 Billy Cannon.....33, 1979  
         89, 1980-82  
 Rayford Cannon.....92, 1984-87  
 Mike Cansler.....14, 1975-76  
 Danny Canter.....1976  
 Josh Canterbury.....32, 1998  
         86, 1999  
 James Cantrell.....19, 1947-48  
 Kevin Canty.....44, 1987  
 Greg Captain.....63, 1988  
 Mark Carballo.....15, 1979  
 Nic Cardwell.....88, 2004-07  
 Ben Carlson.....70, 1994  
         58, 1995  
 John Carner.....80, 1981  
 Al Carpenter.....75, 1976-77  
 Ben Carpenter.....47, 1954  
 Jon Carpenter.....39, 1998  
 Stephen Carpenter.....26, 1995-96  
 Adam Carr.....22, 1992  
 George Carr.....99, 2003  
 T.J. Carrington.....24, 1994  
 Ray Carroll.....1967  
 Steve Carson.....85, 1994-97  
 Hill Carter.....54, 1955  
 James Carter.....1967  
 Jerelle Carter.....55, 2001-04  
 Jim Carter.....10, 1968  
 Joel Carter.....57, 1980-83  
 Scott Carter.....50, 1986-87  
 T.D. Carter.....1953  
 Cartrette.....1957  
 Richard Casey.....71, 1969  
         73, 1970  
 Leonard Cashion.....43, 1947-48  
 John Caskey.....41, 1946-48  
         25, 1949  
 Steve Caskey.....19, 1982  
 Gary Cass.....35, 1992  
 Doral Catchings.....35, 1988  
 Al Catlett.....1950-51  
 Ken Causey.....45, 1970-72  
 Bill Cavany.....70, 1967  
 David Chandler.....23, 1966-68  
         24, 1970  
 Mike Chandler.....12, 1959-62  
 Chris Chapel.....7, 1996  
 Robbie Chapin.....64, 1980-81  
 Steve Chapman.....33, 1969-71  
 Chris Charles.....16, 1995  
         3, 1996-99  
 Wesley Charles.....75, 1990-91  
 Norman Chastain.....61, 1982  
 Jon Chasteen.....37, 2000-03  
 Todd Chavious.....98, 1983  
 Victor Chavis.....80, 2001  
         19, 2002-04  
 Kevin Chelko.....52, 1981-84  
 Cherry.....4, 1939-40  
 Bill Church.....22, 1961-62  
 Mark Church.....44, 1973  
 Zach Church.....61, 2004  
 Brian Clark.....62, 1985  
 Carl Clark.....1951  
 Greg Clark.....87, 1971-72



Neil Cornatzer

.....37, 1973  
 Hillard Clark.....41, 1954-55  
         60, 1956  
 Mike Clark.....26, 1974  
         4, 1976  
 Michael Clark.....24, 2004  
 Milton Clark.....45, 1976  
 Shawn Clark.....61, 1994-98  
 Mike Clarke.....4, 1975  
 Wayne Clawson.....32, 1965  
         65, 1966-68  
 Rocky Clay.....2, 1988-89  
 Bill Cleary.....46, 1948-50  
 Cleetwood.....1942  
 Scott Clegg.....66, 1983-85  
 Jim Clement.....43, 1966-67  
         63, 1968-69  
 Bob Clendenin.....27, 1951-53  
 Josh Clendenin.....71, 1997-2000  
 Dee Clifton.....30, 1983  
 Matt Cline.....34, 2006  
         17, 2007-08  
 W.A. Cline.....81, 1960  
 Jay Clinton.....24, 1963-66  
 Jimmy Cloninger.....1965  
 David Clontz.....17, 1985-86  
 Dexter Coakley.....32, 1993-96  
 Chris Coates.....73, 1990  
 Todd Coates.....11, 1993  
 Chris Coates.....84, 1987-88  
         73, 1989  
 Cobb.....19, 1940  
 Cobb.....13, 1957  
 Phil Coccioletti.....11, 1972-73  
         7, 1974  
 Josh Cockman.....69, 2004  
 Michael Cody.....90, 1979-82  
 Tim Cokely.....43, 1969-72  
 John Colbert.....62, 1990-91  
 Charlie Cole.....16, 1985-86  
 Chuck Cole.....62, 1976-77  
         56, 1978  
         56, 1979  
 James Coleman.....1966-67  
 Jamie Coleman.....12, 1993  
         4, 1994-95  
 Brad Coley.....60, 2005-08  
 Archie Collins.....66, 1986-88  
 Ben Collins.....69, 1998  
 James Collins.....85, 1970  
         86, 1971-72  
 Keith Collins.....26, 1986-89  
 John Colom.....63, 1974  
 George Coltharp.....77, 1995-75  
 Combs.....1930  
 Butch Comer.....56, 1983  
 Jim Conger.....73, 1956-57  
         77, 1958-59

Chris Conner.....91, 1985-89  
 Jeff Connor.....52, 1987-88  
         42, 1989  
 Cook.....1928-31  
 Bill Cook.....31, 1956  
 Joe Cook.....22, 1952  
 Joel Cooke.....93, 1992  
 Mack Cooke.....1963  
 Craig Cooper.....83, 1965-66  
 Ivan Copney.....81, 1987-90  
 Matt Corbin.....17, 2006  
 George Corn.....3, 1936  
         4, 1937-39  
 Neil Cornatzer.....6, 1996  
         31, 1997-2000  
 Scott Cornatzer.....45, 1998-2002  
 Jimmy Corne.....64, 1964-66  
         74, 1967  
 Jeff Corning.....67, 2002  
         63, 2003-05  
 John Correll.....8, 1983  
 Mike Coston.....53, 1972-73  
 Bob Cotton.....52, 1978-80  
 Ryan Coulter.....41, 2001  
 T.J. Courman.....42, 2005  
         12, 2006-08  
 Courts.....21, 1940  
 Cowan.....1942  
 Rydell Cowan.....28, 2000-01  
         20, 2002  
         31, 2003  
 Bryan Cox.....63, 1991-93  
 Tony Cox.....90, 1987-88  
 Cox.....1957  
 Craft.....1937  
 John Craig.....35, 1975-76  
 Doug Crater.....35, 1956  
         62, 1957-58  
         67, 1959  
 Andre Crawford.....6, 1982-84  
 Doug Credle.....13, 1998  
 Crisman.....1946  
 Randy Critcher.....36, 1984  
 Bill Cross.....22, 1948-50  
 Crouse.....1928  
 Phil Crumb.....32, 1999  
 Erik Crutchfield.....8, 2001-02  
 Larry Crutchfield.....72, 1960-63  
 Anthony Cruver.....4, 2005-08  
 Gary Cuccio.....65, 1972  
 Thomas Culbreth.....14, 1961  
         86, 1962-63  
         44, 1964  
 Harold Culler.....28, 1936  
 R.E. Cummings.....36, 1952-55  
 Rick Cummings.....15, 1971  
 Stan Cunningham.....60, 1976-79  
 Mike Cureton.....95, 1985-88



T.J. Courman



JR. DB MARK LEGREE

SOCON CHAMPIONS

1986

1987

1991

1995

1999

2005

2006

2007

2008

NCAA NATIONAL CHAMPIONS

2005

2006

2007

## ALL-TIME ROSTER

Torrey Cureton.....41, 2001	Drew Devine.....11, 2003-04	David Edminsten .....1950-51	Gary Falden.....32, 1976-79
Lorne Curley.....63, 1989	Mark DeVries.....35, 1987	Mark Edminsten .....17, 1952	Jon Fanning.....74, 1994-96
Matt Curtis.....39, 2004	Craig DeWalt .....82, 1969	Joe Edminsten .....25, 1951-52	Kevin Farkas.....61, 1992-93
Steve Curtis.....61, 1961-63	Joe DiBernardo.....50, 1992-96	John Edmond.....51, 1953-54	Justin Farmer.....77, 1997-2000
<b>D</b>	Roger Dick.....50, 1970	John Edmond.....33, 1982-85	Cline Farthing .....1934; 13, 1936
Dabbs.....1929	Gene Dillard.....74, 1964-65	Allan Edwards.....88, 1961	Hal Farthing.....3, 1935-37
Daddis.....1958	.....53, 1966	Armanti Edwards.....14, 2006-08	Jeff Fela.....39, 1972
Jim Daffron .....61, 1980-81	.....51, 1967	Brantley Edwards.....60, 1988	A. Felton.....16, 1939-42
Nathan Daigle.....18, 1997	Andy Dillenbeck.....87, 1978	Herbert Edwards.....36, 1954	Cedrick Felton.....51, 1982-86
Antony Dale.....79, 1970-71	Jeff Dillman.....79, 1998	.....23, 1955	Don Felton.....32, 1946-47
Dale.....1958	.....64, 1999	Jack Edwards.....83, 1960	.....41, 1948-50
Chad Dalton.....30, 1995	Dominic Dingle.....21, 2004-06	Randy Edwards.....1976	Tom Felton.....24, 1983-84
Jeff Dalton.....79, 1989	Solomon Dixon.....48, 1996	Rashaan Edwards.....95, 1992	V. Felton.....8, 1938-40
Gary Dandridge.....16, 1987-91	Tim Doane.....62, 1975	Sandy Edwards.....24, 1960-62	Gordon Fenderson.....28, 1994-96
Carroll Daniels.....42, 1956	.....74, 1976-78	Edwards.....26, 1937-39	Curtis Ferguson.....36, 1989
Grip Daugherty.....30, 1936	Aaron Dobbins.....36, 1999	Joel Efid.....80, 1978	Kyler Ferguson.....30, 1989
.....11, 1937-39	.....47, 2000-01	.....60, 1979-80	.....6, 1990-93
Brent David.....49, 1989-93	Chris Dobbins.....97, 1984	Roy Eggleston.....20, 1936	Don Ferrell.....12, 1966-68
C. Davidson.....1946	Dobb Dobbins.....1932	Ryan Eichler.....86, 1994-95	Derek Fewell.....74, 1988-90
G. Davidson.....1946	Jimmy Dobbins.....40, 1974-76	Aubrey (Orb) Elam.....44, 1953-55	Michael Fiebertitz.....33, 2001
Tom Davidson.....49, 1987-88	Phil Doblner.....80, 1980	.....21, 1956	Steve Fields.....26, 1980-81
.....57, 1989-90	.....68, 1981	Blake Elder.....37, 2007	Jack Fine.....21, 1964-65
Davis.....1930-31, 1933	Matt Dodge.....99, 2005	Sam Finley.....1954	Tom Finley.....12, 1954
Gary Davis.....4, 1974	Todd Dodson.....74, 1981-84	Trey Elder.....15, 2004-07	Daniel Finnerty.....58, 2006-08
.....7, 1975-77	Ed Doler.....1953	William Elder.....55, 1998	Bill Fioretti.....60, 1972
Jon-Michael Davis.....83, 1996-99	Dale Donatelli.....42, 1997	Alvin Eldridge.....1950	Pete Fisher.....35, 1954
Josh Davis.....24, 2005-08	Joe Doran.....82, 1999	Claude Eldridge.....30, 1947-50	Wilson Fitchett.....59, 2008
Larry Davis.....13, 1953-54	Dotson.....1931	Eric Elkin.....94, 1978	Cliff Fitte.....81, 1994
Ralph Davis.....1967	Dougherty.....1930	Charles Elkins.....1965	Walker Fitts.....17, 1936
Ray Davis.....34, 1955	Troy Douglas.....25, 1983	Tyler Elkins.....68, 1997-2001	Fitzgerald.....1931
.....83, 1956-57	.....5, 1984-86	Franklin Eller.....1953	Bob Flanigan.....46, 1972
Roland Davis.....79, 1988	Travis Dowda.....42, 2006-08	Joe Eller.....1953	Fletcher.....1947
Tony Davis.....55, 1988-92	Anthony Downs.....60, 1984-87	Jim Ellington.....1967	Jabari Fletcher.....54, 2007-08
Tommy Dawkins.....99, 1985-86	Randy Drew.....98, 1981	Shawn Elliott.....91, 1991-95	Wayne Fletcher.....76, 1967-71
Kenny Dawson.....32, 1984-88	Don Driggers.....1967	Al Ellis.....32, 1989-91	Ed Flowers.....14, 1936
Day.....20, 1940; 1946	Jay Drudge.....28, 1990-92	Mark Ellis.....85, 1982	Roy Floyd.....53, 1968
Bud Day.....32, 1963	Jeff Dudan.....83, 1989-90	.....9, 2003	Arnold Floyd.....20, 1978-80
David Day.....84, 1957	Dan Duffy.....45, 1983	Scott Ellis.....88, 1983	Darrian Floyd.....31, 2002
Jim Day.....14, 1957	Bill Dulin.....20, 1946-47	Eric Elsener.....12, 2003-05	Emody.....37, 1990-92
Michael Day.....55, 1984-87	Sean Dunaway.....53, 2002	Emody.....28, 1937-40	Roy Floyd.....53, 1969-70
Jim Daye.....86, 1958-59	.....87, 2003-04	Kenneth England.....31, 1947	Guy Flynt.....13, 1962-65
.....84, 1960	Jon Duncan.....12, 1994-97	David Epperson.....67, 1978	Mike Foley.....58, 1992
Johnny Daye.....88, 1962-63	Monzell Dunlap.....82, 1987-88	Ricky Epps.....77, 2003	Andy Forbis.....80, 1989-91
Phil Daye.....38, 1998-2000	Bobby Dunn.....10, 1982-84	Kevan Espy.....17, 1987-88	Devon Ford.....14, 1973
Steve Deal.....1954	Jeff Dunn.....97, 1993	Eddie Estes.....34, 1976-79	James Forney.....1, 74-76
George DeBaby.....43, 1967-68	Jerry Dunn.....63, 1956-57	John Evans.....36, 1994	.....39, 1985
Mitch Dellinger.....59, 1992	Bob Dunnigan.....41, 1956	Thompson Evans.....47, 1956	Fortiner.....1928-29
Paul Dellinger.....55, 1959	.....31, 1957	Ricky Everett.....1966	Charles Fowler.....13, 1976-79
.....51, 1960	Donnie Durham.....27, 1986-90	Clyde Everette.....81, 1993	DaVon Fowlkes.....22, 2000-04
.....52, 1961-62	Ed Durham.....80, 1994	.....15, 1994-96	Leo Fox.....81, 1957
Dellinger.....1928	.....81, 1995	Wayne Everhardt.....78, 1957-60	Wiley Fox.....49, 1978
Jack DeMatteo.....58, 1979	.....89, 1996-98	James Everidge.....45, 1950-52	Eric Foxx.....35, 1981
George Demko.....76, 1958-60	Pat Dye.....45, 1981	<b>F</b>	.....29, 1982
Larry Dennis.....31, 1993-34	<b>E</b>	Lloyd Fair.....31, 1959	.....35, 1983-84
Clayton Deskins.....32, 1968-71	Eldred Eady.....48, 1995	Jeff Fairley.....89, 1985-87	Roger Fracker.....58, 1982-84
Ryan Devaughn.....88, 2002	Tommy Edge.....96, 1983	.....86, 1989	Vinson Fraley.....92, 1992-93
David Devine.....46, 1996		Melvin Fairly.....27, 1935-38	Franklin.....1930

**SOCON**  
CHAMPIONS  
1986  
1987  
1991  
1995  
1999  
2005  
2006  
2007  
2008  
**NCAA**  
NATIONAL  
CHAMPIONS  
2005  
2006  
2007



Brent David



Troy Douglas



Trey Elder



ALL-TIME ROSTER

Rusty Fuller .....95, 1980-83  
 Furr.....24, 1940

**G**

Shirley Gabriel .....14, 1950-53  
 Steve Gabriel .....29, 1949-51  
 Eric Gaddy .....65, 1974  
 Patrick Gaddy.....74, 2001-02  
 Don Gaffney .....15, 1936-38  
 Pat Gainer .....21, 1970; 24, 1971  
 Ed Gainey .....28, 2008  
 Jay Gallagher .....97, 1994-96  
 .....56, 1997-98  
 Ray Gama .....46, 1989-93  
 John Gamble .....55, 1952-53  
 Charles Gantt .....41, 1959  
 Steve Gantt .....44, 1961  
 Don Gardiner .....21, 1957  
 .....24, 1959  
 .....22, 1960  
 .....23, 1961  
 David Garner .....81, 1975  
 .....54, 1976-78  
 John Garner.....80, 1982-83  
 Mike Garner .....77, 1976-77; 1979  
 Bud Garringer .....75, 1957  
 Mike Garris .....15, 1984  
 John Garwood .....22, 1952  
 .....53, 1953-56  
 Tom Gary .....3, 1975-76  
 Dwight Gates .....82, 1972-73  
 Gebhardt .....1958  
 Brandon Gentry .....93, 1998  
 .....85, 1999  
 John Gentry.....82, 1963  
 Gentry .....1958  
 Charles Geringer .....54, 1958-59  
 Joe Gibbons.....82, 1970  
 .....85, 1971-73  
 Chris Gibbs.....10, 1985  
 Joey Gibson.....80, 1995-2000  
 Brad Gierke .....40, 1996  
 Cortez Gilbert.....5, 2006-08  
 Gene Gilleland .....1965  
 Mark Gilleland.....73, 1966  
 .....53, 1967  
 .....70, 1968-69  
 Phillip Gillespie .....26, 1998  
 Ron Gilliam.....19, 1992  
 .....3, 1993-95  
 Jim Gilmore.....78, 1984  
 Sam Gimmon.....78, 1957  
 Bret Gitter .....55, 1978-79  
 Clay Gitter .....46, 1979-82  
 Orlester Glanton .....47, 1985-87  
 Ansel Glendenning .....12, 1956  
 .....30, 1957  
 .....45, 1958-59

Gary Glosson .....36, 1978-80  
 Greg Glover.....55, 1993  
 Jason Godlewski .....73, 1996-97  
 L.G. Goganious .....42, 1994-96  
 Andy Goins .....35, 1974  
 .....43, 1975-77  
 Herb Goins .....1928-1929; 1932  
 J. Goins .....1929-31  
 Tony Goins .....22, 1963-64  
 .....43, 1965  
 Roger Golden .....25, 1947  
 Vance Gonzales .....82, 2004  
 Stan Goodson .....3, 1979-82  
 Todd Goodson .....61, 1984  
 Walter Goodwyn.....7, 1988-91  
 Chuck Gordon .....92, 1978-81  
 Chad Gore .....34, 1991-93  
 Scott Gouge.....68, 1991  
 Arthur Grady .....54, 1984  
 Fred Gragg .....82, 1959  
 Derrick Graham .....77, 1985-89  
 Ross Graal .....78, 2002-04  
 Buddy Graober .....29, 1952  
 Chris Gravlee .....69, 1994  
 Don Gray .....1966  
 Pat Grayson.....27, 1985  
 Bill Green .....23, 1964-65  
 Charles Greene .....1969  
 Jeff Greene .....39, 1992-94  
 .....96, 1995-96  
 Mike Greene .....34, 1967-70  
 Tim Greene .....28, 1982-83  
 Vincent Greene.....1969  
 Greene .....1958  
 Grier .....3, 1939-40  
 Bill Griffin .....87, 1992  
 Ben Griffith.....35, 1952  
 Griffith.....1946  
 Kevin Grinstead .....88, 1984  
 .....15, 1985  
 Blois Grissom .....51, 1947-49  
 J. Grissom .....1948  
 Rob Gritter .....13, 1991  
 Jim Grkman .....23, 1971-73  
 Jack Groce .....40, 1950-52  
 Junior Groce .....40, 1953-54  
 .....10, 1955  
 .....11, 1956  
 Chet Groesbeck .....16, 1972  
 Groff .....9, 1938-40  
 Chad Groover .....52, 1992-96  
 Brad Gross .....47, 1998  
 .....30, 1999  
 Austin Guarino .....45, 2004-06  
 Keith Guest .....2, 1979-80  
 William Guffey .....70, 1957  
 Allen Guinn .....8, 1993-96  
 George Gunter.....1953

Trent Gustafson .....24, 1949-52  
 Robert Gutknecht .....74, 1963  
 David Guy .....96, 2008  
 Tony Gwynn.....76, 1976-77

**H**

Dino Hackett .....38, 1982-85  
 Frank Hagaman .....82, 1962  
 Bill Hager .....54, 1967-70  
 Owen Hager .....46, 1947  
 Haines .....1948  
 Keith Hairston .....11, 1982-85  
 Thomas Hairston.....18, 1985  
 Matt Halbert .....91, 1996-99  
 Hall .....1931  
 Hall .....1946  
 Hall .....88, 1957  
 Avery Hall .....94, 1989-92  
 Bryan Hall .....65, 1991  
 Buck Hall .....22, 1953-54  
 .....18, 1955  
 Corey Hall .....24, 1997-2000  
 Joey Hall .....24, 1995-96  
 .....52, 1997-98  
 Kendrick Hall .....80, 1993  
 .....11, 1994-96  
 .....1, 1997  
 Hallman.....1928  
 Hallyburton.....1929-31  
 Halsey .....1928  
 Bill Halstead .....38, 1946-48  
 Halstead .....1942  
 Emmitt Hamilton.....20, 1974  
 .....30, 1975-77  
 Joe Hamilton.....89, 1999-2000  
 Paul Hamilton .....4, 1978  
 .....12, 1979-80  
 Ray Hamilton.....14, 1983  
 Mike Hamlett .....30, 1965-69  
 Francis Hammersmith .....53, 1961  
 Jeff Hammett .....89, 1992  
 John Hampton.....29, 1979-81  
 Steve Hampton .....1966  
 Harry Hand .....1950  
 Larry Hand .....71, 1960-64  
 Ronald Hanes .....33, 1963  
 Eddy Hanly .....76, 1991-92  
 Bill Hanner .....61, 1965-66  
 .....63, 1967  
 Kenneth Hansel.....1953  
 Steve Hansel.....60, 1969-71  
 Larry Harbin .....85, 1961-64  
 Terry Harbin .....87, 1961-64  
 Brad Hardee.....48, 2007-08  
 Hardin.....1931  
 Bruce Hardin .....11, 1962  
 .....42, 1963-65  
 Lester Hardin.....12, 1947

.....24, 1949-52  
 Phil Hardin.....78, 1982-83  
 Nick Harding.....53, 2005, 2007  
 James Hardman .....90, 1983-84  
 .....74, 1985-87  
 Gerard Hardy .....19, 1993-97  
 Mark Hargraves .....81, 1982  
 David Lee Harkey.....73, 1962  
 .....76, 1963  
 Jason Harkins .....9, 1986  
 Bill Harkleroad .....51, 1970  
 Jerry Harmon .....88, 1972  
 .....38, 1973  
 .....6, 1974  
 Tal Harmon.....1950  
 .....28, 1955  
 .....30, 1956  
 Jeff Harper.....28, 1978  
 .....50, 1979-82  
 Randy Harper.....99, 1987-88  
 Mike Harrell .....44, 1997  
 Charles Harris.....44, 1942; 1946-47  
 Corbett Harris .....73, 2007-08  
 Reese Harris .....1929-32  
 Tommy Harris.....35, 1972-73  
 Derek Harrison.....42, 1998-99  
 Bartley Harrold .....32, 1954  
 .....14, 1955  
 Jerry Hart .....52, 1963  
 .....61, 1964  
 .....54, 1966  
 .....64, 1967  
 Kevin Hart.....33, 1989  
 Hartley .....1928-29  
 Chuck Hartman .....31, 1971-73  
 Jerry Hartman .....48, 1981-84  
 Pat Hartsell .....63, 1963-64  
 Bill Harvey .....53, 1956  
 .....67, 1957  
 .....35, 1958-59  
 Ray Haskett.....12, 1969-72  
 Jason Hatcher .....44, 1993-96  
 Charlie Haugabrook .....26, 1972-73  
 .....22, 1974-75  
 Doug Haulk.....1967  
 Hawkins .....26, 1940; 1942  
 Brendell Hawkins.....82, 2004  
 J.C. Hawkins .....23, 1936-38  
 Jim Hawkins .....42, 1980  
 Merv Hawkins .....87, 1979  
 Blake Hawthorne .....8, 1990-91  
 Rod Hayden .....1965  
 Jimmy Hayes .....23, 1959  
 .....42, 1960  
 .....34, 1961-63  
 John Haynes .....42, 1991  
 Mack Haynes .....48, 1949-53  
 O.H. Haynes.....44, 1962  
 Roff Hays .....1, 1979-80  
 Sterling Hayward .....6, 2000-03  
 Bryon Heath.....5, 2005  
 .....55, 2006  
 Mark Heath .....42, 1974-75  
 Von Heavner .....86, 1986  
 Jason Hefner .....54, 2002  
 .....42, 2003  
 Lewis Hegedus .....5, 1936  
 George Hellstrand .....31, 1974  
 Nikki Helms.....43, 1961-63  
 Tommy Helms .....89, 1978-79  
 Hemphill .....1946  
 Danny Hemric .....87, 1966-67  
 .....75, 1968  
 .....83, 1969  
 Brian Henden .....14, 1987  
 Ernie Henderson .....60, 1976  
 .....61, 1977-79  
 Jim Henderson .....88, 1970  
 Phil Henderson.....84, 1982  
 Brian Henden .....14, 1988-90  
 Tom Hendrix.....21, 1947-48  
 .....23, 1949-50  
 Trey Hennessee.....35, 2005-08



SR. DB CORTEZ GILBERT

**SOCON**  
 CHAMPIONS  
 1986

1987

1991

1995

1999

2005

2006

2007

2008

**NCAA**  
 NATIONAL CHAMPIONS  
 2005

2006


2007



Ansel Glendenning



Jack Groce



Larry Harbin

ALL-TIME ROSTER

Ryan Hennessy ..... 35, 2004	Vernon Horne ..... 1965	Mark Ivey ..... 90, 1991-95	Richard Jones ..... 80, 1957
Anthony Henson ..... 26, 1990-91	P. Hornfeck ..... 20, 1939	Clarence Izzard ..... 43, 1982	Stuart Jones ..... 28, 1997-99
Henson ..... 1937	..... 13, 1940-1942	..... 46, 1983	Willie Jones ..... 29, 1936
Pig Henson ..... 1950	W. Hornfeck ..... 21, 1937-39		Ben Jordan ..... 84, 2008
Wes Herlocker ..... 83, 2004	..... 12, 1940		Randy Joyce ..... 5, 1980; 12, 1981-84
Kenneth Herndon ..... 83, 1983	Adam Horton ..... 47, 1999	<b>J</b>	Robert Joyce ..... 53, 1984-87
Thomas Herron ..... 50, 1999-2002	..... 55, 2000	Arjai Jackson ..... 88, 1998-2000	Greg Joyner ..... 56, 1985-86
David Hervey ..... 70, 1986	Carlos Horton ..... 6, 1994-95; 1997	Craig Jackson ..... 87, 1982-83	Buddy Joynes ..... 1965-66
Aaron Hester ..... 29, 1995	Mike Horton ..... 44, 1970-72	Dexter Jackson ..... 2, 2004-07	Kevin Julian ..... 37, 1984
Agee Hiatt ..... 16, 1954	Ronald Horton ..... 83, 1962	Jeff Jackson ..... 71, 1987	..... 36, 1985
..... 20, 1956	Houser ..... 1928; 1931	..... 90, 1990	..... 37, 1986
..... 25, 1957	James Howard ..... 15, 1982-83	Josh Jackson ..... 33, 2006-07	Josh Jurius ..... 66, 2008
Albert Hiatt ..... 1946-47	Titus Howard ..... 36, 2004-07	..... 26, 2008	Jack Justice ..... 11, 1957
Don Hiatt ..... 11, 1951-54	Leroy Howell ..... 91, 1980-83	Keith Jackson ..... 97, 1986-87	
Jarrold Hickman ..... 13, 1997	Hoyle ..... 1928, 1930	Sean Jackson ..... 24, 2001-03	<b>K</b>
Jim Hicks ..... 68, 1973	Rich Hrenko ..... 14, 1970	Bradley Jacobs ..... 70, 1979	Scott Kadlub ..... 73, 1992-93
Rusty Hicks ..... 47, 1979-82	Quinn Hubbard ..... 67, 1987-88	Brian Jacobs ..... 69, 1995-99	..... 72, 1994-96
Eddie High ..... 79, 1975-77	..... 93, 1989	Marcus Jamerson ..... 15, 1978	Steve Kanas ..... 20, 1973
Joe Hightower ..... 84, 1961-63	Phil Hudson ..... 4, 1936-38	..... 9, 1980	Ray Kannamacher ..... 1931-32
Archie Hill ..... 86, 1984	..... 1, 1939	James ..... 1958	Kaplan ..... 1937
..... 75, 1985	Perry Hudspeth ..... 64, 1968	Bap Jansen ..... 16, 1997	Adam Kassouf ..... 99, 2006
Chuck Hill ..... 28, 1984	..... 85, 1969	..... 6, 1998-99	..... 34, 2007-08
..... 7, 1985-87	James Huffman ..... 72, 1974-76	Derek Jarr ..... 67, 1994	Lavon Kearns ..... 30, 1954
James Hill ..... 7, 2006-08	John Huffman ..... 92, 1994	Larry Jarvis ..... 1967	Robert Keaton ..... 23, 1963
Kitt Hill ..... 61, 1990-91	Tom Huffman ..... 77, 1964	Oval Jaynes ..... 32, 1958-59	John Keefe ..... 14, 1978
CoCo Hillary ..... 16, 2007	Ronny Huiitt ..... 26, 1997	..... 86, 1960-61	Phil Keener ..... 55, 1967-70
..... 6, 2008	Jim Humberg ..... 85, 1986	Brian Jean-Mary ..... 37, 1993-97	Keeter ..... 1946
James Hilton ..... 1963	Roger Hinshaw ..... 41, 1969-71	Jeffcoat ..... 1930	John Keeton ..... 31, 1975
Dave Hinegardner ..... 59, 1982	C. Hinson ..... 1928	Wardell Jefferson ..... 85, 1985	..... 83, 1976-78
Roger Hinshaw ..... 41, 1969-71	Earl Hinson ..... 11, 1936	Josh Jeffries ..... 58, 1998-2002	Leonard Keever ..... 20, 1949
C. Hinson ..... 1928	Josh Hinson ..... 83, 1996	Derek Jenkins ..... 22, 1980-84	Jeff Keller ..... 12, 1991-92
Earl Hinson ..... 11, 1936	Chet Hinton ..... 70, 1982-84	Johnny Jennings ..... 58, 1987-90	..... 10, 1993
Josh Hinson ..... 83, 1996	Lloyd Hobbs ..... 7, 1936	Daniel Jeremiah ..... 17, 1998-2000	Roesta Keller ..... 1956
..... 57, 1997-99	Steve Hobbs ..... 45, 1976-79	Allen Jessup ..... 1934-1937	Roman Kelley ..... 14, 1998
K. Hinson ..... 1928-30	Dick Hodder ..... 28, 1936-38	Johnson ..... 15, 1937-40	Ronnie Kelley ..... 53, 1964
Chet Hinton ..... 70, 1982-84	Marvin Hodge ..... 13, 1992-96	Anthony Johnson ..... 18, 1982	Zodd Kelly ..... 42, 1961; 64, 1962-63
Lloyd Hobbs ..... 7, 1936	Tom Hodge ..... 34, 1974	Chris Johnson ..... 50, 1983-85	Wendell Kemp ..... 30, 1986-88
Steve Hobbs ..... 45, 1976-79	Cedrone Hodges ..... 53, 1995-98	Chris Johnson ..... 49, 2005-07	Bob Kendrick ..... 28, 1954
Dick Hodder ..... 28, 1936-38	Marvin Hoffman ..... 15, 1947	Elando Johnson ..... 29, 1994	Paul Kenna ..... 85, 2004
Marvin Hodge ..... 13, 1992-96	Norman Holder ..... 42, 1952	..... 2, 1995-97	Gerald Kennedy ..... 16, 2003
Tom Hodge ..... 34, 1974	James Holland ..... 10, 1967	Gorm Johnson ..... 1931-33	Norman Kennedy ..... 83, 1973-75
Cedrone Hodges ..... 53, 1995-98	..... 15, 1969-71	Joe Johnson ..... 72, 1991	Richard Kerbowski ..... 87, 1968
Marvin Hoffman ..... 15, 1947	Norman Holder ..... 42, 1952	Josh Johnson ..... 82, 2006-08	Lorne Kerley ..... 68, 1990
Norman Holder ..... 42, 1952	James Holland ..... 10, 1967	Justin Johnson ..... 55, 2007-08	Dwight Kerr ..... 21, 1966-69
James Holland ..... 10, 1967	Wayne Holland ..... 17, 1981-82	Ron Johnson ..... 78, 1985-88	Todd Ketron ..... 38, 1979-80
..... 15, 1969	..... 54, 1983	Tony Johnson ..... 18, 1983	Carmon Kilbey ..... 77, 1962
Wayne Holland ..... 17, 1981-82	John Hollar ..... 18, 1940-42; 1946-47	Zach Johnson ..... 10, 2002-05	Jermaine Kilby ..... 26, 1998-2001
..... 54, 1983	Larry Hollaway ..... 61, 1971	Joines ..... 1931	William Kilby ..... 23, 1947
John Hollar ..... 18, 1940-42; 1946-47	J.T. Holleman ..... 52, 2005-06	Mike Jolley ..... 74, 1997-2000	Greg Kilday ..... 11, 1976-79
Larry Hollaway ..... 61, 1971	Will Hollowell ..... 59, 2004	Bob Jones ..... 15, 1952-53	Daniel Kilgore ..... 63, 2007-08
J.T. Holleman ..... 52, 2005-06	..... 39, 2005	Carey Jones ..... 45, 1996	Earl Killebrew ..... 68, 1969-70
Will Hollowell ..... 59, 2004	Jonathan Holliday ..... 72, 1998-2000	Corey Jones ..... 99, 2000-01	Jay Killen ..... 51, 1987-88
..... 39, 2005	..... 75, 2001	..... 43, 2002-04	Mike Killman ..... 88, 1976-79
Jonathan Holliday ..... 72, 1998-2000	Andy Hollifield ..... 8, 1992	Dan Jones ..... 12, 1990	Brian Kimball ..... 42, 1983-84
..... 75, 2001	..... 35, 1993	Jackie Jones ..... 32, 1951-52	Bob Kime ..... 66, 1967-70
Andy Hollifield ..... 8, 1992	Ryan Hollifield ..... 17, 1990-92	Jason Jones ..... 92, 2008	Mike Kimel ..... 60, 1967-68
..... 35, 1993	..... 86, 1993	Mike Jones ..... 22, 1995-99	Brian King ..... 93, 1994
Ryan Hollifield ..... 17, 1990-92	Chris Holloway ..... 51, 1989-93		
..... 86, 1993	Lee Holmes ..... 68, 1992		
Chris Holloway ..... 51, 1989-93	Holt ..... 1935		
Lee Holmes ..... 68, 1992	Donnie Holt ..... 89, 1973-76		
Holt ..... 1935	John Holt ..... 67, 2004-07		
Donnie Holt ..... 89, 1973-76	Sherman Holt ..... 51, 2008		
John Holt ..... 67, 2004-07	George Holmes ..... 1951		
Sherman Holt ..... 51, 2008	Bobby Honeycutt ..... 5, 1979		
George Holmes ..... 1951	Dane Honeycutt ..... 25, 1998		
Bobby Honeycutt ..... 5, 1979	..... 39, 1999		
Dane Honeycutt ..... 25, 1998	..... 49, 2000		
..... 39, 1999	..... 83, 2001		
..... 49, 2000	J.C. Honeycutt ..... 27, 1946-47		
..... 83, 2001	..... 37, 1948-49		
J.C. Honeycutt ..... 27, 1946-47	Ben Honnicutt ..... 28, 1947		
..... 37, 1948-49	Sonny Hood ..... 14, 1984		
Ben Honnicutt ..... 28, 1947	Alvin Hooks ..... 1948-50		
Sonny Hood ..... 14, 1984	Chip Hooks ..... 33, 1991-94		
Alvin Hooks ..... 1948-50	Hooper ..... 1929-31		
Chip Hooks ..... 33, 1991-94	Ken Hooper ..... 93, 1985		
Hooper ..... 1929-31	John Hooten ..... 89, 1983		
Ken Hooper ..... 93, 1985	Joey Hoover ..... 41, 1998-2002		
John Hooten ..... 89, 1983	Francis Hoover ..... 12, 1937-39		
Joey Hoover ..... 41, 1998-2002	Norman Horn ..... 76, 1982-83		
Francis Hoover ..... 12, 1937-39			
Norman Horn ..... 76, 1982-83			


**SOCON**  
CHAMPIONS  
1986  
1987  
1991  
1995  
1999  
2005  
2006  
2007  
2008  
**NCAA**  
NATIONAL  
CHAMPIONS  
2005  
2006  
2007



Matt Isenhour



Oval Jaynes



Phil Keener

ALL-TIME ROSTER

Bruce King ..... 10, 1973  
 Charles King ..... 48, 2003-05  
 Jimmy King ..... 38, 2001  
 ..... 53, 2003-04  
 Mike King ..... 13, 2002-06  
 Quenton King ..... 30, 1990-93  
 Jeff Kirby ..... 53, 1983  
 Harry Kirk ..... 45, 1980  
 John Kirk ..... 36, 1942; 1946-47  
 Al Kirkling ..... 62, 1970  
 Marc Kirkpatrick ..... 30, 1984-85  
 ..... 48, 1986-87  
 Robbie Kirkpatrick ..... 74, 1972-73;  
 ..... 53, 1974  
 Kiser ..... 1958  
 Jimmy Kiser ..... 52, 1952-55  
 Steve Kitchens ..... 29, 1998-2002  
 Wayne Klimauskas ..... 24, 1969  
 David Knapp ..... 41, 1972  
 Kendrick Knight ..... 46, 2000  
 Knott ..... 1942  
 Brandon Knox ..... 87, 2006-08  
 Kyle Knox ..... 51, 2003-06  
 Richard Knox ..... 94, 1979-82  
 Tim Knox ..... 41, 1983-86  
 Kogut ..... 1938  
 Herbert Koon ..... 26, 1952  
 Aaron Krig ..... 54, 1994-96  
 Tim Krotish ..... 74, 1979-80

**L**  
 Paul Labazzetta ..... 1966-67  
 Harold Lackey ..... 21, 1952  
 John Lackey ..... 1931-33  
 Ren Lackey ..... 83, 2004  
 Chris Lacy ..... 37, 1987  
 Greg Lair ..... 36, 1990-91  
 Ed Lahey ..... 31, 1953-54  
 Harold Lahey ..... 21, 1951-54  
 Tommy Lamb ..... 54, 1971  
 Aldwin Lance ..... 40, 1993-95  
 Shane Lance ..... 60, 1982  
 Bill Landrum ..... 71, 1970-72  
 Bob Landry ..... 67, 1964  
 Tommy Langley ..... 1966-67  
 LaParco ..... 1930  
 Jason LaRose ..... 39, 2003  
 Bob Lassiter ..... 12, 1949-51  
 Rich Latta ..... 77, 1992-94  
 Tommy Laurendine ..... 12, 1985-87  
 Larry Lawing ..... 81, 1962-63  
 ..... 31, 1964  
 Chase Laws ..... 11, 2005-07  
 David Lawson ..... 76, 1985-86  
 Andrew Layton ..... 2, 2001-02  
 Torez Leach ..... 49, 2001  
 ..... 26, 2002-03  
 John Leaser ..... 42, 1971  
 Frank Leatherwood ..... 39, 1995-98  
 John Leazer ..... 42, 1972  
 Ledbetter ..... 1930  
 Leonard Lee ..... 31, 1984-87  
 Mark LeGree ..... 13, 2007-08  
 Jason LeMay ..... 89, 2001-02  
 Trip Lemmond ..... 65, 1988  
 James Lentz ..... 30, 1956  
 Tony Leonard ..... 98, 1990-91  
 Tony Lester ..... 68, 2004-06  
 Jeff Letino ..... 98, 1992  
 Danny Levi ..... 1967  
 Eddie Levins ..... 65, 1983  
 Allen Lewis ..... 68, 1968  
 Buddy Lewis ..... 44, 1988  
 Don Lewis ..... 70, 1969-71  
 Jon Lewis ..... 59, 1996  
 Louie Lewis ..... 1932  
 Quavian Lewis ..... 44, 2008  
 Rudy Lewis ..... 20, 1959  
 ..... 44, 1960  
 Lewis ..... 1928  
 Don Lineback ..... 1963  
 Todd Lineberger ..... 67, 1984-86  
 George Linker ..... 20, 1954

Dan Linney ..... 1950  
 Joseph Linny ..... 1947  
 Rick Lippard ..... 42, 1954-55  
 ..... 71, 1956  
 Ron Lipscomb ..... 80, 1985  
 Jermane Little ..... 88, 2001  
 ..... 9, 2002  
 ..... 82, 2005  
 George Livingood ..... 51, 1961  
 Livingston ..... 1930-31  
 Jimmy Lloyd ..... 76, 1973  
 Matt Locke ..... 67, 1999-2000  
 John Loflin ..... 1965-66  
 Steve Loflin ..... 10, 1969  
 ..... 30, 1970  
 ..... 10, 1971-72  
 Bill Long ..... 13, 1949  
 Jim Long ..... 24, 1947  
 Kenneth Long ..... 85, 1968  
 Kerner Long ..... 26, 1979  
 Richard Long ..... 33, 2008  
 William Long ..... 13, 1946-48  
 Craig Losito ..... 96, 1984  
 Louis ..... 1931  
 Love ..... 1946  
 Leonard Love ..... 22, 2005-08  
 Mitchell Love ..... 77, 1981-84  
 Jamie Lovern ..... 68, 1996  
 ..... 97, 1997-2000  
 John Loving ..... 72, 1990  
 Joe Lowman ..... 58, 2004  
 Kenny Lowrance ..... 73, 1994  
 Rob Loy ..... 1930-33  
 Stanley Lujack ..... 18, 1936  
 Gabe Luvara ..... 63, 1998  
 Jay Lyles ..... 15, 2000-03  
 Corey Lynch ..... 47, 2003-07  
 Dean Lynch ..... 44, 1978-81  
 Ernest Lyons ..... 39, 1952  
 Eugene Lyons ..... 35, 1946-48

**M**  
 Fred MacDonald ..... 1929-32  
 Bruce MacFayden ..... 1934  
 Ervin Mack ..... 32, 1998  
 Rico Mack ..... 99, 1989-92  
 Cully Macon ..... 95, 1984  
 Dominick Magazu ..... 83, 2008  
 Lucas Magrini ..... 57, 1998  
 David Maher ..... 40, 1973  
 Mac Mahoney ..... 1930-33  
 Mark Maier ..... 92, 1995  
 Malcom ..... 1937  
 Steve Mallard ..... 69, 1985  
 John Maloney ..... 1965  
 Mammorella ..... 1946  
 Shane Manire ..... 92, 2001-02

..... 83, 2003  
 John Mannino ..... 44, 1998-2002  
 Manship ..... 22, 1937-39  
 ..... 1, 1940  
 Luke Manuel ..... 10, 1996-99  
 Clint Manuel ..... 20, 2003-06  
 Dwight Mapes ..... 1947  
 Jimmie Marks ..... 30, 1952-54  
 Jeff Marlatt ..... 85, 1983  
 David Marler ..... 89, 1995  
 James Marlowe ..... 50, 1955  
 ..... 74, 1956  
 Jeff Marr ..... 17, 1994-97  
 Chris Marshall ..... 78, 2008  
 Wallace Marshall ..... 28, 1989  
 Marshall ..... 1929  
 Bob Martin ..... 52, 1947  
 Du'Shon Martin ..... 9, 2000-01  
 Foy Martin ..... 25, 1935-36  
 Jim Martin ..... 46, 1951-53  
 Jonathan Martin ..... 38, 1987  
 Rocky Martin ..... 39, 1983  
 Tim Martin ..... 34, 1980-82  
 Martin ..... 29, 1939-40  
 Rocky Marton ..... 39, 1984  
 Jon Marx ..... 86, 1990-92  
 Glenn Mason ..... 1986  
 Steve Mason ..... 15, 1980  
 David Mastin ..... 82, 1986  
 Mathews ..... 1937  
 John Mathis ..... 1947  
 John Mathews ..... 50, 2004  
 Johnny Matthews ..... 37, 1952-53  
 ..... 34, 1954  
 ..... 37, 1955  
 Bill Maudlin ..... 86, 1964-66  
 Don Maudlin ..... 62, 1960  
 ..... 81, 1961  
 ..... 68, 1962  
 ..... 65, 1963  
 ..... 68, 1964  
 Doug Maudlin ..... 20, 1957-58  
 Mayberry ..... 1948  
 Mike Maybin ..... 43, 1974  
 ..... 11, 1975  
 ..... 6, 1976-77  
 Mark Mayer ..... 46, 1994  
 Ryan Mayer ..... 60, 2002  
 William Mayfield ..... 27, 2003  
 ..... 9, 2004-06  
 Bill Mayhew ..... 43, 1960  
 ..... 33, 1961-62  
 Mark Mayo ..... 25, 1987-91  
 Phillip McCall ..... 26, 1982-83  
 Terrence McCall ..... 25, 1997  
 ..... 2, 1998  
 Howard McCann ..... 24, 1935-36  
 Robert McCann ..... 1947

Craig McCarter ..... 21, 2004  
 Cary McCaskill ..... 89, 1988  
 Bill McClain ..... 1965-66  
 Howard McComas ..... 47, 1988-89  
 Everette McConnell ..... 1934  
 Mac McConnell ..... 1932-33  
 Scott McConnell ..... 25, 1975  
 ..... 33, 1976-78  
 Ken McCoppen ..... 44, 1967-69  
 Dennis McCorkie ..... 22, 1976-79  
 Randall McCray ..... 43, 1987-90  
 Eldon McDaniel ..... 42, 1973  
 Jerome McDaniel ..... 38, 1981  
 Ryan McDaniel ..... 62, 1997  
 Jerome McDaniels ..... 88, 1982  
 Bill McDonald ..... 42, 1967-69  
 Jay McDonald ..... 84, 1975-77  
 Jim McDonald ..... 7, 1990  
 ..... 97, 1991  
 Ellis McDowell ..... 56, 2006  
 ..... 43, 2008  
 Dominique McDuffie ..... 18, 2008  
 Thomas McElhattan ..... 67, 1960  
 Scott McGhee ..... 56, 1991  
 David McGlammerly ..... 40, 1967-70  
 Jeff McGowan ..... 99, 1993-96  
 Chris McGraw ..... 2000  
 McClntyre ..... 1957  
 Phil McKagen ..... 61, 1972-73  
 McKellar ..... 5, 1940  
 Bruce McKenna ..... 40, 1986  
 Larry McKenzie ..... 24, 1972-74  
 Scott McKesson ..... 18, 1986  
 McKinney ..... 1957  
 Nate McKinney ..... 85, 2000-03  
 Quinton McKinney ..... 45, 1973  
 ..... 2, 1974-76  
 Sam McKinney ..... 1929-32  
 Steve McKinnon ..... 26, 1992  
 Clay McKnight ..... 81, 2005-08  
 Kevin McLain ..... 27, 1996  
 Willie McLain ..... 21, 1991-95  
 Robbie McLaughlin ..... 83, 1963  
 ..... 75, 1964  
 P. McLaurin ..... 9, 1936  
 Vic McLean ..... 40, 1976-79  
 Shay McLeod ..... 80, 1992  
 Eddie McMichael ..... 1966  
 Doug McMichen ..... 1965  
 McNeil ..... 1938  
 Royce McNeil ..... 1950  
 John McPhaul ..... 83, 1991-94  
 Trey McQuage ..... 70, 1987-88  
 Danny McSween ..... 74, 1974  
 Mike Meade ..... 1966; 1969  
 Marcial Medina ..... 37, 2004-05  
 Bill Medlin ..... 26, 1975-76  
 ..... 35, 1978



Jermane Little



John Mannino



Scott McConnell



Appalachian State



**SOCON**  
 CHAMPIONS  
 1986  
 1987  
 1991  
 1995  
 1999  
 2005  
 2006  
 2007  
 2008  
**NCAA**  
 NATIONAL CHAMPIONS  
 2005  
 2006  
 2007

ALL-TIME ROSTER

.....59, 1979-81  
 Dan Medlin .....64, 1976-79  
 Ritchie Melchor .....20, 1985-89  
 Chris Melick .....94, 1983-86  
 Chad Melton .....10, 1994  
 Roger Melton .....74, 1960  
 Eric Menefee .....28, 1985-88  
 Tony Mercer .....90, 1985  
 Randy Merritt .....33, 1973-75  
 Arthur Merschhat .....48, 1997-99  
 Jim Messer .....26, 1985  
 Carl Messere .....68, 1957-58  
 .....53, 1959-60  
 Michael Metcalf .....41, 2003-04  
 Bryan Metts .....60, 1996-2000  
 Chad Michael .....33, 1999-2000  
 Emmett Michael .....43, 1954  
 Mike Michael .....9, 1978  
 John Michrose .....17, 1956  
 Claude Midkiff .....31, 1956  
 .....40, 1957  
 B.M. Miller .....62, 1956  
 .....64, 1957-58  
 Billy Miller .....58, 1996-97  
 Chip Miller .....60, 1991-95  
 Desmond Miller .....98, 1998-2001  
 Josh Miller .....65, 2003-06  
 Dewayne Millner .....12, 1957  
 Pat Mills .....71, 2007-08  
 Pete Mills .....45, 1946-49  
 Jay Millson .....3, 1988-92  
 Charles Mishoe .....1947  
 Jeff Mitchell .....22, 1985  
 .....10, 1986  
 Paul Mitchell .....73, 1980  
 Mitch Mitchener .....24, 2008  
 Gene Mobley .....51, 2000  
 Steve Mock .....80, 1968-70  
 .....82, 1971  
 Richard Mode .....1966-67  
 Jack Moody .....43, 1952  
 .....21, 1955  
 .....81, 1956  
 Brian Moore .....39, 1986  
 Chris Moore .....1, 1983-86  
 Devon Moore .....30, 2006  
 .....20, 2007-08  
 Jarvis Moore .....82, 1975-77  
 Jim Moore .....30, 1955  
 .....22, 1956  
 Jimmy Moore .....1950  
 Leon Moore .....90, 2000-03  
 Lewis Moore .....44, 1952  
 Mark Moore .....24, 1986-89  
 Pat Moore .....67, 1989-91  
 Raynard Moore .....43, 1978-79  
 Terry Moore .....2, 1981  
 Moore .....1931-1933

Moorefield .....1930  
 Bobby Moorhead .....65, 1963  
 Bob Morgon .....51, 1955  
 Brian Moriarty .....10, 2000-01  
 Criss Morris .....1987  
 Kevin Morris .....89, 1989-90  
 Larry Morris .....40, 1971  
 Ray Morris .....32, 1950-55  
 Bob Morrison .....86, 1957-58  
 .....85, 1959  
 .....87, 1960  
 John Morrison .....1931-32  
 Melvin Morrison .....1953  
 Thomas Morrison .....22, 1959  
 Wayne Morrioni .....86, 1970  
 Clyde Morrow .....53, 1952  
 Jerry Moses .....86, 1978-80  
 Paul Moss .....41, 1951-52  
 Scott Moss .....78, 1998  
 Brian Mower .....35, 1999-2002  
 Press Mull .....1946  
 Ned Mullen .....35, 1970-71  
 Robert Mullen .....75, 1975  
 .....50, 1976-78  
 Mike Mumper .....56, 1980  
 Tom Murdock .....22, 1946-48  
 Pat Murphy (QB) .....14, 1965-68  
 Pat Murphy (LB) .....47, 1976-78  
 Sean Murphey .....1986  
 Terrell Murphey .....32, 1981  
 Brian Murphy .....96, 1980-82  
 Scott Murphy .....84, 1997-2000  
 Terrell Murphy .....4, 1982-83  
 W.C. Murphy .....92, 1988-91  
 Marques Murrell .....44, 2003-06  
 Barney Myers .....14, 1971-72  
 Bobby Myers .....16, 1980  
 George Myers .....54, 1973-74  
 .....47-1975

**N**  
 Paul Nance .....1987  
 Harold Nash .....15, 1973  
 Keith Nash .....41, 1966-68  
 Jack Neal .....19, 1949-51  
 Tommy Necessary .....12, 1964  
 David Neeld .....31, 1967-70  
 Jim Neeld .....25, 1968  
 Andre Neely .....42, 2000-01  
 Adam Neiheisel .....35, 1994-98  
 Jack Neil .....1948-50  
 Mike Newbauer .....17, 1983-84  
 Jeff Newcomer .....97, 1992  
 Greg Newhard .....1965  
 Newmeyer .....17, 1939-40  
 Antwonne Newsome .....87, 1990-91  
 .....1, 1992  
 Jacob Newton .....77, 2007-08  
 Joe Newton .....78, 1964  
 Alan Nicely .....63, 1973  
 Mel Nicely .....6, 1988-89  
 Richard Niewzal .....1947  
 Colon Nifong .....54, 1951-54  
 Bjorn Nittmo .....29, 1985-88  
 Travis Noland .....18, 1988-90  
 J.C. Norman .....52, 1954  
 .....29, 1955  
 Jim Bob Norman .....86, 2004-05  
 Ron Norman .....54, 1972  
 .....67, 1973  
 Wayne Norman .....34, 2005  
 Charles Norris .....16, 1979  
 Sherrill Norville .....21, 1960-63  
 Stephen Nunn .....88, 1997

**O**  
 O'Toole .....23, 1938-40  
 Jason O'Brien .....19, 2000-01  
 O'Hare .....1929-30  
 Johnnie O'Neal .....35, 1949-50  
 Mac O'Neil .....1931-32  
 Billy Oakes .....71, 1988  
 Mark Oakley .....69, 1992



Joe Parker

Ronnie Odell .....37, 1956  
 John Oehler .....1931-32  
 Brad Ohrt .....76, 1990  
 .....53, 1991-94  
 Mike Oloff .....45, 1974-75  
 Oliver .....1935  
 Grant Oliver .....75, 2002-05  
 Zach Oller .....96, 2003  
 .....29, 2004  
 Jim Ollis .....49, 1952-55  
 Brandon Olsen .....30, 2008  
 John Olsen .....68, 1978-80  
 Mike Olson .....48, 1980  
 Arthur Orlebar .....93, 2004-05  
 Daniel Orlebar .....90, 2004-06  
 Andy Oroneic .....33, 1972  
 Raine Osborne .....50, 1997-98  
 Richie Osteen .....52, 1990  
 Larry Otto .....65, 1975  
 John Overman .....87, 1997-99  
 Kim Owen .....15, 1975-76  
 Owens .....1958

**P**  
 Steven Pack .....63, 1997  
 Dean Papa .....89, 1991  
 Ben Pardue .....48, 1988-92  
 Bo Parham .....21, 1974-76  
 Alvin Parker .....31, 1980-83  
 Bob Parker .....31, 1954  
 Dave Parker .....22, 1986-87  
 Joe Parker .....34, 1973  
 .....9, 1974-76  
 Steve Parrish .....72, 1976-77  
 Bill Passan .....15, 1955  
 .....32, 1956-57  
 Dave Pastusic .....72, 1992  
 .....71, 1993-96  
 Joe Patrick .....66, 1999-2002  
 Richard Patrick .....32, 1974-75  
 Torris Patrick .....46, 1998-99  
 Bill Patterson .....60, 1974  
 .....74, 1975-76  
 Chris Patterson .....85, 1976-79  
 Daniel Patterson .....67, 1997-98  
 Pat Patterson .....63, 1962  
 Steve Patterson .....31, 1989-92  
 Chris Patton .....93, 1981-84  
 Chuck Payne .....9, 1996-99  
 Keith Payne .....43, 1973  
 Russell Payne .....81, 1983-86  
 Todd Payton .....4, 1984-87  
 Chuck Pecktol .....5, 1978  
 William Peebles .....66, 1991-94  
 Ryan Peedin .....77, 2004  
 Jim Peel .....12, 1963  
 John Peel .....53, 2000-01  
 David Pegrum .....47, 1996-98

Dwayne Pelham .....21, 1986-90  
 Earl Penick .....33, 1949  
 Jack Pennell .....50, 1950-53  
 Ned Pennell .....23, 1951-54  
 Earl Penick .....10, 1946-48  
 Chad Perry .....86, 1983  
 Perdue .....1939  
 Perkins .....1928  
 Mark Perry .....98, 1988-89  
 Thomas Perry .....81, 2000-01  
 Tony Perry .....25, 1992-95  
 Mike Peterson .....1, 1977-78  
 Robert Pettus .....20, 1999  
 .....82, 2000  
 Jake Pfeifer .....75, 2000  
 Chuck Phifer .....69, 1986-90  
 Phillips .....1928  
 Keith Phillips .....52, 1985  
 .....62, 1986-87  
 Michael Phillips .....18, 1998-99  
 Dave Pierce .....1947-48  
 Edward Pilcher .....50, 1969  
 Brian Pile .....80, 1975  
 Eddie Pinson .....27, 1998  
 Steve Pitt .....82, 1984  
 Bryan Pitts .....88, 1992  
 Ryan Pitts .....16, 1993  
 Scott Pitts .....22, 1998  
 Plaster .....1933  
 Hollice Plotts .....73, 1960  
 Jimmy Plummer .....67, 1970  
 Bob Poe .....20, 1954-55  
 .....80, 1956  
 Cecil Poe .....29, 1936-38  
 .....13, 1939  
 Tom Polack .....19, 1936  
 Jack Ponis .....85, 1957  
 .....83, 1959  
 .....82, 1960  
 Terry Poore .....72, 1984-87  
 Scott Pope .....75, 1979  
 Terry Pope .....83, 1961  
 .....78, 1962  
 Mike Portante .....74, 2002-05  
 Chris Porter .....10, 1978-81  
 John Porter .....65, 1992-94  
 Michael Porter .....61, 2000-03  
 Poteat .....1938  
 John Potts .....41, 1973  
 .....23, 1974-75  
 Preston Powers .....37, 1946-48  
 Seth Powers .....88, 1989  
 Daniel Pratl .....53, 2007-08  
 Gary Preslar .....40, 1988-89  
 DeAndre Pressley .....2, 2008  
 Stephen Pressley .....31, 2001-03  
 Alex Preston .....87, 2000-02  
 James Price .....62, 1961

SOCON  
 CHAMPIONS  
 1986

1987

1991

1995

1999

2005

2006

2007

2008


NCAA  
 NATIONAL  
 CHAMPIONS

2005


2006

2007


178



Ritchie Melchor



Joe Patrick



SO. TE BEN JORDEN

ALL-TIME ROSTER

Jerry Price..... 66, 1962  
 ..... 51, 1963-65  
 Lewis Price..... 39, 1954  
 Loren Price..... 85, 1988-91  
 Mike Price..... 73, 1978-79  
 Robby Price..... 5, 1974-77  
 Lonnie Priest..... 15, 1954  
 Ronald Prince..... 77, 1990-91  
 Mike Pritchett..... 24, 1975-78  
 Ed Privette..... 16, 1949-51  
 David Propst..... 46, 1978  
 Norman Propst..... 14, 1947  
 ..... 32, 1948-50  
 John Pryor..... 83, 2000  
 Pyatte..... 1929-31

**Q**  
 Marshall Quattlebaum..... 14, 1999-2001  
 Hal Queen..... 11, 1967-70  
 Marion Query..... 8, 1936  
 Brian Quick..... 8, 2007-08  
 Ben Quinn..... 38, 1952-54

**R**  
 Rader..... 1931  
 Devin Radford..... 16, 2008  
 Walter Ragan..... 17, 1946-48  
 ..... 39, 1949  
 Alex Ramirez..... 57, 2005  
 Shon Ramseur..... 83, 2005  
 Tim Ramseur..... 37, 1998-99  
 Steve Rankin..... 5, 1983  
 John Raptis..... 91, 2001  
 Julian Rauch..... 91, 2004-07  
 Dan Rawls..... 80, 1986-88  
 Jerry Raxter..... 78, 1957-58  
 Alvin Ray..... 82, 1978-80  
 Mickey Ray..... 49, 1984-87  
 Karim Razzak..... 13, 1998-2001  
 Samad Razzak..... 30, 2000  
 ..... 5, 2001-02  
 Robert Reardon..... 1965  
 David Reaves..... 8, 1997-2000  
 J.K. Reaves..... 44, 1989-92  
 Lance Redding..... 10, 1987-88  
 Charles Reedy..... 1969  
 Steve Reep..... 78, 1976-77  
 Dustin Reeves..... 91, 1990  
 ..... 78, 1991-92  
 Spencer Reeves..... 41, 1992-96  
 Keith Register..... 7, 1981-84  
 Cliff Reid..... 21, 1982-85  
 Kevin Reid..... 35, 1985  
 Brian Reilly..... 34, 1997-99  
 Jared Reine..... 25, 2007  
 ..... 15, 2008  
 Chase Reiss..... 72, 2001  
 Ted Reitzle..... 25, 1938-40  
 Reivis..... 1930-31  
 Don Revetta..... 89, 1970  
 Greg Revis..... 44, 1983  
 Ron Reynolds..... 66, 1971-73  
 Ben Rhodarmer..... 20, 1997-98  
 Rhodes..... 1930  
 Harden Ricci..... 67, 1983  
 Jim Rice..... 78, 1961  
 ..... 51, 1962  
 ..... 73, 1964  
 Rob Rice..... 36, 1992-93  
 Steve Rice..... 93, 1978-80  
 David Richardson..... 24, 1965-68  
 George Richardson..... 53, 1954  
 Jim Richardson..... 26, 1936  
 Kevin Richardson..... 42, 2004  
 ..... 28, 2005-07  
 Roger Richardson..... 26, 1969-71  
 Billy Riddle..... 25, 2004-06, 2008  
 Chris Riendeau..... 97, 1981  
 Dick Roberge..... 53, 1956-57  
 Dixon Roberts..... 43, 1949-50  
 ..... 50, 1954  
 Eric Roberts..... 54, 1990-91  
 Frank Roberts..... 54, 1985-86



Erik Rockhold

..... 98, 1987  
 ..... 86, 1988  
 John Roberts..... 92, 1982-83  
 Mike Roberts..... 83, 1979-82  
 Jeremy Robertson..... 70, 2003-06  
 Jon Robertson..... 11, 1998  
 Robertson..... 1938-39  
 Tony Robertson..... 46, 2006-08  
 Albert Robillard..... 31, 1961  
 Frank Robinson..... 42, 1956  
 ..... 66, 1957-58  
 Mark Robinson..... 59, 1998-2002  
 Matt Robinson..... 35, 1990  
 O.W. Robinson..... 14, 1936-37  
 Will Robinson..... 4, 1989-93  
 Tony Robinson..... 32, 2002  
 Erik Rockhold..... 25, 1999-2003  
 Brian Roebuck..... 1976  
 Rogers..... 1958  
 David Rogers..... 13, 1994  
 Greg Rogers..... 67, 1979  
 Nygel Rogers..... 30, 2001-04  
 Bob Rollins..... 52, 1960  
 ..... 76, 1961  
 ..... 53, 1962-63  
 Jacque Roman..... 40, 2006-08  
 Ross..... 5, 1939  
 Gilbert Rossie..... 75, 1973-74  
 ..... 66, 1975-76  
 Jack Roten..... 33, 1965-68  
 Hope Rothrauff..... 6, 1936  
 Elmo Rothrock..... 26, 1936-37  
 Kevin Rothrock..... 85, 1992



Jack Roten

Rougeley..... 19, 1939  
 Stuart Royall..... 8, 1989  
 Mark Royals..... 19, 1983-85  
 Carl Rudisill..... 1933-35  
 Matt Ruff..... 70, 2008  
 Ruffing..... 1937-40  
 Rugeley..... 1938  
 Brian Rumbley..... 65, 1995  
 Bob Russell..... 67, 1965-68  
 Darryl Russell..... 82, 1983  
 ..... 8, 1984-86  
 Cory Rycroft..... 78, 2005, 2007  
 ..... 83, 2006

**S**  
 Robert Sabates..... 50, 1971  
 Safrit..... 2, 1937-40  
 Dennis Sanders..... 79, 1984-87  
 Sam Sanders..... 34, 1985-88  
 Tim Sanders..... 42, 1985-88  
 Michael Sargent..... 88, 1990  
 Greg Sasser..... 11, 1980-81  
 David Satterfield..... 54, 1988-89  
 Scott Satterfield..... 7, 1992-95  
 Bonner Satterwhite..... 81, 1992  
 Dennis Saunders..... 11, 1961  
 ..... 14, 1962-64  
 Savage..... 1938  
 Claude Savage..... 22, 1955  
 ..... 44, 1957-58  
 Will Sawicki..... 62, 1988-89  
 Calvin Sayer..... 19, 2004  
 Clif Saylor..... 51, 1971-72  
 Reggie Scales..... 98, 1982  
 Jimmy Schimpf..... 28, 1993  
 ..... 30, 1994  
 Roger Schock..... 81, 1969  
 Terry Schroeder..... 86, 1967-69  
 Bobby Scott..... 72, 1988  
 Damon Scott..... 43, 1993-96  
 Jim Scott..... 34, 1964  
 Lance Scott..... 90, 1996-98  
 Mike Scott..... 79, 1990-91  
 Terry Scott..... 1966  
 Dustin Seacrist..... 78, 1994-95  
 Allen Sears..... 1976  
 Justin Seaverns..... 27, 1998-2001  
 Edgar Seeley..... 31, 1962  
 Fred Sellers..... 20, 1995-96  
 John Sellers..... 72, 1979  
 Gary Sessoms..... 70, 1976  
 John Settle..... 23, 1983-86  
 John Sevier..... 64, 2005-06  
 Andy Shaw..... 1976  
 Phillip Shaw..... 28, 2004  
 Paul Sheets..... 68, 1982-85  
 Bruce Shelton..... 15, 1970  
 Greg Shelton..... 95, 1989-91



Damon Scott

Ken Shelton..... 31, 1960  
 Brian Shepard..... 64, 1988  
 Larry Shepherd..... 36, 1956  
 Mike Sherman..... 84, 1978  
 George Sherrill..... 1933-34  
 Rick Sherrill..... 1965-67  
 Shidal..... 1937  
 Charles Shields..... 22, 1994  
 Dennis Shields..... 87, 1970  
 Drew Shoaf..... 52, 2002-04  
 Fred Shoaf..... 18, 1952  
 Roger Shock..... 10, 1970  
 Mike Shook..... 45, 1997  
 Pat Showalter..... 80, 1975  
 ..... 42, 1976-78  
 Paul Shubert..... 14, 1969  
 Shugart..... 1946  
 Hal Shuler..... 19, 1979-80  
 M. Sigmon..... 6, 1939-40  
 W. Sigmon..... 27, 1939-42  
 Kevin Sikorski..... 41, 1989  
 ..... 96, 1990-93  
 Larry Simmons..... 1953  
 Larry Simmons..... 32, 1961  
 ..... 73, 1963; 1965  
 ..... 52, 1964  
 Noel Simmons..... 68, 1988  
 Simmons..... 1937  
 Calvin Simon..... 44, 1974-77  
 Rodell Simon..... 62, 2000-02  
 Brandon Simpkins..... 41, 2005-08  
 Sinclair..... 1942  
 Ralph Singleton..... 1947  
 Dave Skennandore..... 69, 1984  
 Daryl Skinner..... 5, 1997  
 ..... 1, 1998-99  
 Rashad Slade..... 15, 1997  
 ..... 5, 1998-2000  
 Rusty Slate..... 35, 1986  
 Nick Sloan..... 50, 2007  
 John Small..... 34, 1946-49  
 Sam Smalls..... 36, 2000-03  
 Anthony Smith..... 11, 1989-92  
 Bill Smith..... 69, 1983  
 Bryant Smith..... 91, 2000-01  
 Cory Smith..... 56, 1987-89  
 D.J. Smith..... 9, 2007-08  
 Earl Smith..... 1, 1936-38  
 Frank Smith..... 63, 1959  
 ..... 64, 1960-61  
 Frank Smith..... 29, 1954  
 Fred Smith..... 27, 1936-39  
 Henri Smith..... 2, 1982  
 Irvin Smith..... 12, 1936  
 Jeff Smith..... 36, 1970-71  
 Jim Smith..... 70, 1985  
 ..... 66, 1986  
 Johnny Smith..... 20, 1990-94  
 Josh Smith..... 83, 2007  
 ..... 27, 2008  
 Leonard Smith..... 22, 1956  
 ..... 50, 1957  
 Mac Smith..... 1950; 1953  
 Monte Smith..... 35, 2003  
 ..... 38, 2004-06  
 Otis Smith..... 5, 1993-95  
 Red Smith..... 1930-32  
 Reggie Smith..... 48, 1979  
 Ricardo Smith..... 65, 1979-81  
 Steve Smith..... 17, 1978-80  
 Steve Smith..... 68, 2008  
 Struggy Smith..... 2, 1983-85  
 Terry Smith..... 48, 1975  
 ..... 12, 1976-77  
 Tim Smith..... 56, 1989  
 Tony Smith..... 14, 1986  
 Van Smith..... 39, 1979-82  
 Wayne Smith..... 70, 1997-2001  
 Wesley Smith..... 39, 1989-91  
 Bill Smitherman..... 1953  
 Steve Snaidman..... 53, 1973  
 Dirk Snipes..... 73, 1987-88  
 Fred Snipes..... 62, 1972-74

SOCON

CHAMPIONS

1986

1987

1991

1995

1999

2005

2006

2007

2008

NCAA

NATIONAL CHAMPIONS

2005

2006

2007

ALL-TIME ROSTER

Jimmy Snowden .....96, 1985-88	Willie Stricklin ..... 91, 1978	Rock Thomas .....59, 1988-91
Tom Sofield .....65, 1973	Tom Strother ..... 1967	Rod Thomas .....34, 1994-96
.....64, 1974-75	Chuck Stroup ..... 35, 1979	Xan Thomas ..... 62, 2008
Tommy Sofield.....54, 2003-06	Rusty Stroupe ..... 32, 1983	Tommy Thomasson.....43, 1964
Vince Sooh .....73, 1991	John Stuart ..... 51, 1959	Chad Thompson ..... 41, 1997
.....54, 1992	Rex Stuart .....65, 1960-61	Craig Thompson ..... 1987
Jason Sowell.....92, 1996-2000	Eugene Styles.....40, 1958-59	Ralph Thompson .....63, 1970
Johnny Sowell.....20, 1981-84	.....13, 1960-61	.....64, 1971-72
Chad Sowers.....40, 1990-92	Randy Styles ..... 83, 1985	Robert Thompson ..... 1950
Garland Spangler.....81, 1959	Craig Styron .....15, 1990-93	Rodney Thompson.....16, 1978
Paul Spangler .....42, 1990	A.J. Suber ..... 63, 1998	Roy Thompson .....71, 1974-77
Joe Sparks .....60, 1973	Bill Suddreth .....1965-66	Terry Thompson.....55, 1971-72
Cam Speer .....27, 2004-07	Reece Sugart .....40, 1947	Vernon Thompson .....13, 1954
Derek Spencer .....64, 1989-93	Joe Suiter .....56, 2002-05	Bobby Thornhill.....53, 1980-81
Rick Spencer .....22, 1971-73	Sullivan ..... 1931	Jim Thorpe .....51, 1968-69
Joe Spikes.....33, 1986-90	Steve Summer .....63, 1982	Todd Thorpe .....43, 1986-87
Spoltore ..... 1946	.....61, 1983	Ed Thrower .....42, 1956
Alex Spruill .....40, 1983	Marc Summers.....58, 1991	Richard Tickle .....72, 1961
Reggie Spruill.....88, 1985-88	Summey .....10, 1939-40	.....62, 1962-64
Danny Squires.....71, 1978-81	Scott Suttle .....66, 2004-07	William Tillet .....24, 1985
Reid Squires.....79, 1973	Bruce Sutton.....1966	Jason Tindal .....67, 1992-93
.....50, 1974-75	Clarence Sutton.....18, 1993-95	Scott Tinsley .....5, 1981
Jerry Stalls .....87, 1969	Jay Sutton .....16, 1992	.....13, 1982
Joe Stalls .....63, 1966	.....1, 1993-96	Michael Toler .....65, 1989
.....73, 1967-69	Eddie Sutyak.....70, 1977-78	David Totherow .....64, 1973
Andrew Stamey.....12, 2000-01	Jason Swaim.....82, 1989-90	Jerome Touchstone .....6, 2004-07
.....84, 2002-04	Tony Swanger .....9, 1979	Jeff Townsend .....73, 1995
Bill Stamey .....1957	Chris Swecker.....10, 1975-77	Townsend .....1930
Zach Stamey.....41, 1998	Pat Swisher.....20, 1976-77	Sam Trawsou .....36, 1952
.....18, 1999-2001	Sean Swoope .....71, 1989-92	Daniel Traylor .....21, 2000-03
Bill Stanley.....24, 1954-55		Andre Tribble .....82, 1981
.....40, 1956	<b>T</b>	Coker Triplett.....1930-33
Jeff Staples .....41, 1988	Tyrone Talbert.....41, 1990-91	Phil Triplett.....45, 1954
Reggie Starrett.....75, 1956	Lanston Tanyi .....99, 2008	.....17, 1955
.....77, 1957	Frank Tatum .....28, 1949	.....64, 1956
Andre Staton .....77, 1973	Kevin Tatum .....11, 1997-98	.....60, 1957
.....66, 1974	Brad Taylor .....40, 1984; 39, 1985	Ray Triplett .....20, 1952-53
.....77, 1975	Charles Taylor.....47, 1953-54	Carl Trippany .....1934
.....64, 1976	.....43, 1955	Trip Trippany .....1932-33
Mike Staton.....55, 1973	.....13, 1956	Tom Trost.....34, 1983-84
.....52, 1974-76	Clint Taylor .....36, 1982-83	Trott .....1931
Jack Steele.....25, 1957-58	Jack Taylor .....18, 1936	James Tucker .....42, 1970
Bob Steelman.....81, 1971-73	Jesse Taylor .....48, 1946-47	.....34, 1972-73
Matt Stevens .....45, 1991-95	.....47, 1948-49	Joey Tucker .....72, 2002
Andy Stewart .....70, 1972-74	Phillip Taylor .....1966	Chad Tuff.....16, 2005
Hunter Stewart.....10, 2006-08	Taylor .....1933	Roy Turbeyfield.....9, 1935-36
Willie Sticklin.....91, 1979	Joe Temple.....43, 1985	Turbyfill .....22, 1940
Brenton Stine .....19, 1933-37	Templeton .....1946	Turner .....1928
George Stivender .....2005	Henry Tharp .....16, 1936	Bill Turner.....15, 1967-68
Brian Stokes.....89, 2006-07	Gary Tharrington .....96, 2006-07	.....62, 1969
Pete Story .....1950	Greg Thayer .....75, 1997-98	Brandon Turner .....14, 2002-05
Bill Stout.....82, 1964	Chris Thomas.....43, 2001	Dave Turner .....63, 1975-79
K.T. Stovall .....93, 1999-2003	.....4, 2002-03	Mike Twitty.....61, 1968-70
Chris Stretch .....81, 2004	John Thomas .....74, 1967-69	.....74, 1971
Dexter Strickland.....17, 1989	Julius Thomas .....30, 1973	Barry Tyler .....98, 1986
.....19, 1990-91	.....51, 1974-76	Andy Tyrrell.....7, 1978-80
Mike Strickland.....75, 1986-89	Marshall Thomas.....2001	
Philip Strickland .....37, 2008	Paul Thomas .....97, 1988	

**SOCON**  
CHAMPIONS  
1986

1987

1991

1995

1999

2005

2006

2007

2008

**NCAA**  
NATIONAL  
CHAMPIONS


2005

2006

2007




K.T. Stovall



Sean Swoope



Richard Tickle



Jim Vasquez

ALL-TIME ROSTER

Wartman ..... 1933  
 Troy Washbourne .....99, 1981-84  
 Brady Washburn.....77, 2001-02  
 Antonie Washington ..... 35, 1989  
 Reco Washington ..... 3, 2000-01  
 Tavaris Washington.....19, 2006-08  
 Tim Washington.....99, 2007  
 Travis Washington.....49, 2002-03  
 Waters.....1929-30  
 Anthony Waters.....57, 1984-88  
 Hugh Waters.....43, 1956  
 W.J. Waters ..... 1953  
 Jimmy Watkins.....32, 2000-01  
 Keith Watkins .....61, 1974-75  
 Kenneth Watkins.....86, 1981-82  
 Robert Watkins .....23, 1960  
 Matt Watson .....55, 1997-99  
 Murdock Watson.....1956-57  
 Ryan Watson .....96, 1997-2001  
 Ted Watson .....54, 1955  
 .....51, 1956-57  
 Watts ..... 1938  
 .....30, 1939-40  
 Jody Weatherman ..... 1986  
 Bob Weaver.....1931-34  
 David Webb .....86, 1973  
 .....88, 1974-75  
 Tommy Webb.....53, 1947-48  
 .....14, 1949  
 Gaither Weeks.....79, 1979-81  
 Jake Welborn .....9, 1981-82  
 Paul Welborn ..... 1953  
 Bill Welch .....14, 1985  
 Mark Welch .....57, 1979  
 Gene Welcher.....48, 1952-53  
 Paul Wellbourn .....12, 1952  
 Bill Wells .....25, 1956  
 Robert Welton.....21, 2007-08  
 Randy Wenner .....42, 1992  
 Josh Wentzel .....94, 1994  
 Sam Wesley .....82, 1985  
 .....11, 1986-88  
 Brad West.....33, 2002-05  
 Chris West.....86, 1997-98  
 Joe West .....8, 1987-88  
 Steve West .....63, 1987  
 Westenberg.....1930-31  
 Coad Westra.....45, 2008  
 Frank Wey .....30, 1971-72  
 Joe Wheeling.....33, 1951-55  
 Charlie Whetsine.....54, 1947  
 Joey Whisonant.....66, 1979-82  
 Bob White.....74, 1957-58  
 .....66, 1959-60  
 Edward White.....39, 1947  
 Frank White.....50, 1954  
 Jack White .....65, 1956-57  
 .....68, 1959



Jeremy Wiggins

Joe White.....65, 1964-65  
 Jose White .....20, 2000-01  
 .....28, 2002-03  
 Tim White .....50, 1991  
 Wayne Whitesides ..... 1950  
 .....13, 1952  
 Scott Whiting .....65, 1985-86  
 Mike Whitley .....84, 1966-69  
 Preston Whitley .....38, 1986  
 Whitley .....1937-38  
 Harrison Whitman ..... 1986  
 Whittaker ..... 1958  
 Bill Whittington ..... 1950  
 .....26, 1955  
 Jeremy Wiggins .....8, 2003-06  
 Daniel Wilcox .....7, 1999-2000  
 William Wilczynski..... 1966  
 Bill Wilder.....1986  
 Curtis Wilder.....81, 1970  
 .....34, 1971  
 Richard Wilder.....85, 1980  
 Bob Wilkes.....1950-51  
 Steve Wilkes.....87, 1984-87  
 Kent Wilkinson.....67, 1980  
 Steve Wilks .....41, 1987  
 .....9, 1988-91  
 Jake Willard .....25, 1998  
 Williams.....1929-30  
 Williams.....29, 1939  
 Anthony Williams .....98, 2006-08  
 Charles Williams .....22, 1976  
 Harold Williams .....73, 1998-99  
 Josh Williams .....81, 1991

.....16, 1994  
 .....27, 1995  
 Ken Williams .....83, 1984, 1986  
 Richie Williams.....7, 2002-05  
 Scott Williams .....51, 1994-98  
 Xenon Williams .....19, 1986-89  
 Jerry Willis .....76, 1964-67  
 Wilson.....1948  
 Wilson.....1958  
 Darrel Wilson.....36, 1995-98  
 Darren Wilson .....69, 1979-82  
 Dominique Wilson.....85, 2006  
 Floyd Wilson .....52, 1949-51  
 Freddie Wilson .....34, 1960  
 Glen Wilson .....61, 1958-59  
 .....63, 1960-61  
 Glenwood Wilson .....42, 1957  
 .....25, 1959  
 .....33, 1960  
 Howard Wilson .....45, 1954  
 .....66, 1955  
 .....61, 1956  
 Jay Wilson .....75, 1981-84  
 Jeff Wilson .....52, 1989  
 .....57, 1991-92  
 Jeff Wilson .....72, 1980-83  
 Jim Wilson .....53, 1949-50  
 Len Wilson .....22, 1934-37  
 Mike Wilson .....1966  
 Roy Wilson .....17, 1936  
 .....9, 1937-39  
 Russell Wilson .....54, 1975  
 .....65, 1976-78  
 Russell Wilson .....59, 2005-07  
 Tommy Wilson .....10, 1957-58  
 .....14, 1959-60  
 Wimberly ..... 1958  
 Mark Wingfield.....37, 1979  
 Kurt Winstead .....31, 1978-79  
 Everett Withers .....27, 1981-84  
 Gordy Witte .....95, 2007-08  
 Justin Woazeah.....32, 2004  
 .....18, 2005-07  
 Jason Wolff.....35, 1991  
 Andrew Wood ..... 1967  
 Drew Wood .....81, 1968  
 Stanley Wood .....54, 1979-82  
 Len Woodruff .....24, 1936  
 Cubeya Woods.....38, 1993-96  
 Perry Woolbright .....17, 2001-04  
 Ron Workman .....72, 1970  
 Work Wortman .....1930-32  
 Brian Wozny .....57, 1993-96  
 Lennie Wrenn .....78, 1969-71  
 Chris Wright.....37, 1989  
 Kenneth Wright.....44, 1984-85  
 Kenny Wright .....63, 1984  
 Leon Wright .....22, 1989-91  
 Mark Wright .....48, 2000-02  
 Mike Wright .....2, 1978; 14, 1979-81  
 Robert Wright .....41, 1963  
 John Wynn .....53, 1975-78

Y

Jeff Yardley.....82, 1994-98  
 Jason Yaudes.....9, 1992-93  
 Scott Yaudes .....82, 1991-93  
 Bill Yeager.....82, 1974-75  
 York ..... 1938  
 Akron Young.....44, 1986  
 Billy Young.....79, 1996-2000  
 Joe Young .....66, 1963-64  
 Joe Young .....43, 1983-84  
 Kareem Young .....55, 1994  
 .....33, 1995-98  
 Nate Young .....83, 1987  
 .....4, 1988  
 Neil Young .....97, 2006-08  
 Rob Young.....85, 1987-90  
 Robert Young .....74, 1962  
 Younger..... 1958  
 David Yount .....1, 1981-82



Jimmy Watkins



Daniel Wilcox



Neil Young



HEAD COACH  
 JERRY  
 MOORE

SOCON  
 CHAMPIONS  
 1986

1987

1991

1995

1999

2005

2006

2007

2008

NCAA  
 NATIONAL  
 CHAMPIONS

2005

2006

2007

## ALL-TIME COACHING RECORDS

Seasons	Coach	Seasons	OVERALL				CONFERENCE				Conference Championships
			W	L	T	Pct.	W	L	T	Pct.	
1928	Graydon Eggers	1	3	6	0	.333	—	—	—	—	—
1929-32	C.B. Johnson	4	26	9	7	.702	5	1	0	.833	1 (1931)
1933-34	Eugene Garbee	2	10	6	1	.618	2	0	0	1.000	—
1935-38	Kidd Brewer	4	30	5	3	.829	12	2	1	.833	1 (1937)
1939/1946	Flucie Stewart	2	13	4	2	.737	7	1	1	.833	1 (1939)
1940-41	R.W. "Red" Watkins	2	10	9	0	.526	4	5	0	.444	—
1942	Beattie Feathers	1	5	2	1	.688	2	2	0	.500	—
1945	Francis Hoover	1	1	6	0	.143	1	3	0	.250	—
1947-50/52-55	E.C. Duggins	8	57	25	3	.688	40	13	2	.746	3 (1948, '50, '54)
1951	Press Mull	1	6	3	0	.667	3	3	0	.500	—
1956-58	Bob Broome	3	13	16	0	.448	9	9	0	.500	—
1959	Bob Breitenstein	1	6	4	0	.600	5	1	0	.833	—
1960-64	Jim Duncan	5	31	15	2	.667	20	6	2	.750	—
1965-70	Carl Messere	6	34	26	1	.566	10	10	0	.500	—
1971-79	Jim Brakefield	9	47	48	4	.495	19	20	2	.488	—
1980-82	Mike Working	3	13	18	2	.424	8	11	2	.429	—
1983	Mack Brown	1	6	5	0	.545	4	3	0	.571	—
1984-88	Sparky Woods	5	38	19	2	.661	25	9	1	.729	2 (1986, '87)
1989-Present	Jerry Moore	20	178	73	0	.709	117	35	0	.770	7 (1991, '95, '99, 2005, '06, '07, '08)
<b>Totals</b>	<b>19 coaches</b>	<b>79</b>	<b>527</b>	<b>299</b>	<b>28</b>	<b>.633</b>	<b>293</b>	<b>134</b>	<b>11</b>	<b>.682</b>	<b>15 conference titles</b>



GRAYDON EGGERS



C.B. JOHNSON



EUGENE GARBEE



KIDD BREWER



FLUCIE STEWART



RED WATKINS



BEATTIE FEATHERS



FRANCIS HOOVER



E.C. DUGGINS



PRESS MULL



BOB BROOME



BOB BREITENSTEIN



JIM DUNCAN



CARL MESSERE



JIM BRAKEFIELD



MIKE WORKING



MACK BROWN



SPARKY WOODS



JERRY MOORE

### ALL-TIME ASSISTANT COACHES (1956-PRESENT)

<b>Coach</b> .....	<b>Seasons</b> .....	Troy Douglas.....1988	Brandon Lacy.....2003-04	Wade Rollinson.....1980-82
Richard Agle.....1977	Anthony Downs.....1988	Mark Lancaster.....1980	Ken Rucker.....1979-81	Buddy Sasser.....1972-76
Bill Alheim.....1957	Jim Duncan.....1959	Roachel Laney.....1973, 1976-79	Scott Satterfield.....1998-2008	Stacy Searels.....1994-2000
Anthony Barbour.....1997	Jim Eagan.....1983-88	Carroll McCray.....1984-88	John Settles.....1994-2000	Billy Simmons.....1976-77
Butch Baughn.....1972	George Edwards.....1992-95	Bill McDewitt.....1968-69	Bob Lord.....1987	Tim Speakman.....2003-04
Chris Bequette.....1990-91	<b>Shawn Elliott.....1999-Pres.</b>	Steve McGill.....1983	Rocky Lewis.....1999-2001	Kelly Sparger.....1976
Rob Best.....1989-2002	Charlie Evans.....1990	Mark McHale.....1980-85	Chad Lunsford.....2001-02	<b>Mark Speir.....2003-Pres.</b>
David Bibee.....1984-88	Blake Feldt.....1989-93	David McKnight.....1977-78	Mike Martin.....1971-79	Bill Stanley.....1959
<b>Jason Blalock.....2004-06, 2009-pres.</b>	Devon Ford.....1977	Ruffin McNeill.....1989-96	Carroll McCray.....1984-88	Jim Sullenberger.....1971
Bob Breitenstein.....1957-58, 1960-63	Jimmy Freeman.....2001-02	Carl Messere.....1961-64	Bill McDewitt.....1968-69	Sean Swoope.....1993
Jeryl Brixey.....1993	Lonnie Galloway.....2005-07	Frank Meyer.....1961-62	Mark Graham.....1983	Richard Tickle.....1966-71
Scott Brock.....2001-02	Mark Graham.....1993	Mike Mongelli.....1972	Brad West.....1971	Bob Ward.....1970-79
Steve Brown.....1986-87	<b>Brad Glenn.....2005-Pres.</b>	Darrell Moody.....1984	Tommy West.....1980-82	Harold Wheeler.....1983
David Browning.....1989-92	Gary Griffin.....1989-92	Chris Moore.....1995-Pres.	John Settles.....1994-2000	Joe Whelan.....1957
Mac Bryan.....1982	Jack Groce.....1965-71	Mark Moore.....1990	Bob West.....2007-08	Joe Whisonant.....1983
Joe Bryson.....1960	Mike Haggard.....1976	George Nazarovitch.....1971	Brad West.....2007-08	John Wiley.....1984-88
Buck Buchanan.....1971-75	Jack Henry.....1980	Jason Nichols.....2002-04	Tommy West.....1980-82	Art Wilkins.....1985-88
Tim Burke.....1981	Les Herrin.....1980	Danny Nutt.....1989	Harold Wheeler.....1983	Steve Wilks.....2001
Nic Cardwell.....2008	Stan Hixon.....1983-88	Rod Olson.....1993-95	Harold Wheeler.....1983	Everett Withers.....1987
Antonio Carter.....2008	<b>John Holt.....2008-pres.</b>	John Palermo.....1983	Joe Whelan.....1957	Sparky Woods.....1983
Buddy Chandler.....1960	Tim Horton.....1990-98	Steve Patterson.....1993-94	Joe Whisonant.....1983	Thomas Woods.....1996
Dick Christopher.....1971-72	Terry Humphrey.....1983	Terry Poore.....1988	John Wiley.....1984-88	Ray Wooten.....1983
Bill Church.....1964-70	Ed Injaychock.....1963	Robert Pulliam.....1982	John Wiley.....1989-90, 1993-Pres.	Tony Yeomans.....1994
Louis Clyburn.....1995-98	Lionel James.....1989	J.K. Reeves.....1993	Art Wilkins.....1985-88	
Charles Coiner.....1984-86	Ellis Johnson.....1984	Dustin Reeves.....1993	Steve Wilks.....2001	
Jim Collins.....1981-82	Joe Johnson.....1991-93	Steve Reid.....1985-87	Everett Withers.....1987	
Bob Cooper.....1970	<b>Dale Jones.....1996-Pres.</b>	Roger Richardson.....1972	Sparky Woods.....1983	
Ron Cooper.....1983	Travis Jones.....1998-2000	Bill Rogers.....1977	Thomas Woods.....1996	
Doug Crater.....1964	Tim Karris.....1980-82		Ray Wooten.....1983	
James Cullivan.....1964-65	Jerry Kirk.....1979		Tony Yeomans.....1994	
Jim Daye.....1968-70	John Kirk.....1949-60			
Mark DeBastiani.....1995-97	Marc Kirkpatrick.....1988			
Fisher DeBerry.....1971-79	Donnie Kirkpatrick.....1982-88			
Ed Dickerson.....1970	David Knaus.....1989-93			

**SOCON**  
CHAMPIONS  
1986

1987

1991

1995

1999

2005

2006

2007

2008

**NCAA**  
NATIONAL  
CHAMPIONS

2005

2006

2007

182

INTRO &  
MEDIA INFO

SEASON  
OUTLOOK

COACHES  
& STAFF

2009  
MOUNTAINEERS

2009  
OPPONENTS



MENTORS FROM THE MOUNTAIN

Appalachian has developed a reputation as a training ground for successful coaches across the nation. As of July 20, 2009, 40 former Mountaineers are coaching at Division I programs ranging from Seattle, Wash. to Athens, Ga., with four more among the coaching ranks in the National Football League. Below is a list of former Mountaineers coaching in the NCAA Division I and NFL ranks (not including coaches currently on ASU's staff).

DIVISION I COACHES

- Daniel Bettis — Georgia assistant coach (graduate assistant)**  
Played at ASU (tight end), 2002-06
- David Bibee — Middle Tennessee State assistant coach (safeties)**  
ASU assistant head coach (secondary/recruiting coordinator), 1984-87
- Mack Brown — Texas head coach**  
ASU head coach, 1983
- Antonio Carter — Eastern Michigan assistant coach (wide receivers)**  
ASU assistant coach (split ends), 2008
- Shawn Clark — Purdue assistant coach (offensive line)**  
Played at ASU (four-year starter at OL), 1994-98
- Ron Cooper — LSU assistant coach (secondary)**  
Earned master's degree at ASU, 1986
- Jon-Michael Davis — Eastern Kentucky strength and conditioning coach**  
Played at ASU (tight end), 1996-99  
ASU assistant strength and conditioning coach, 2000-03
- Mark DeBastiani — Norfolk St. assistant coach (defensive coordinator)**  
ASU assistant coach (defensive tackles), 1995-97
- Troy Douglas — North Carolina assistant coach (defensive backs)**  
Played at ASU (four-year starter at wide receiver), 1983-86
- Sean Dunaway — Northern Colorado assistant coach (defensive line)**  
Played at ASU (tight end), 2002-04
- Jon Francis — San Diego State strength and conditioning coach**  
ASU assistant strength and conditioning coach, 1993-96
- Lonnie Galloway — West Virginia assistant coach (wide receivers)**  
ASU assistant coach (wide receivers, split ends), 2005-07
- Brett Gerch — Army strength and conditioning coach**  
ASU graduate assistant (2000)
- Les Herrin — Middle Tennessee State assistant coach (defensive line)**  
ASU assistant coach (defensive coordinator), 1980
- Tommy Hoke — Michigan State associate head strength and conditioning coach**  
ASU strength and conditioning coach, 2000-03
- Tim Horton — Arkansas assistant coach (running backs)**  
ASU assistant coach (receivers/tight ends, running backs), 1990-98
- Brian Jean-Mary — Georgia Tech assistant coach (linebackers)**  
Played at ASU (linebacker), 1993-97
- Ellis Johnson — South Carolina assistant coach (defensive coordinator)**  
ASU assistant coach (defensive coordinator), 1984
- Paul Johnson — Georgia Tech head coach**  
Earned master's degree at ASU, 1982
- Zach Johnson — Middle Tennessee State graduate assistant (offensive video)**  
Played at ASU (wide receiver), 2002-05
- Mike Kent — Kansas State strength and conditioning coach**  
ASU strength and conditioning coach, 1990-99
- Donnie Kirkpatrick — East Carolina assistant coach (wide receivers)**  
ASU assistant coach (def. ends, quarterbacks/running backs), 1984-92
- Brandon Lacy — Angelo State assistant coach (defensive line)**  
ASU assistant coach (defensive assistant), 2003-04
- Brad Lawing — South Carolina assistant coach (defensive line)**  
ASU assistant coach (tight ends/tackles, defensive line), 1983-88
- Chad Lunsford — Auburn director of football operations**  
ASU assistant coach (tight ends), 2001-02
- Carroll McCray — Furman assistant coach (offensive line)**  
ASU assistant coach (tight ends/tackles), 1984-85; (inside LBs), 1986-88

- Randall McCray — Wisconsin assistant coach (LBs/recruiting coord.)**  
Played at ASU (linebacker), 1988-90
- Ruffin McNeil — Texas Tech asst. head coach (defensive coord./LBs)**  
ASU assistant coach (linebackers), 1989-91; (def. coordinator), 1993-96
- Jason Nichols — Toledo assistant coach (outside receivers)**  
ASU assistant coach (wide receivers), 2002-04
- Brad Ohrt — Western Carolina strength and conditioning coordinator**  
Played at ASU (offensive line), 1990-94
- Russell Patterson — Middle Tenn. St. strength and conditioning coach**  
ASU strength and conditioning coach, 2004-05
- Bob Price — Furman assistant coach (place kickers/punters)**  
Earned bachelor's degree at ASU, 1981
- Ron Prince — Virginia assistant coach (special teams)**  
Played at ASU (1990-91)
- David Reaves — Tennessee assistant coach (quarterbacks)**  
Played at ASU (three-year starter at quarterback), 1997-2000
- Mark Robinson — Arkansas director of football operations**  
Played at ASU (offensive line), 1998-2002
- Scott Satterfield — Toledo assistant coach (quarterbacks/passing game coord.)**  
Played at ASU (three-year starter at quarterback), 1992-95  
ASU assistant coach (wide receivers, running backs, QBs), 1998-2008
- Stacey Searels — Georgia assistant coach (offensive line/running game coord.)**  
ASU assistant coach (offensive line), 1994-2000
- John Settle — Wisconsin assistant coach (running backs)**  
Played at ASU (four-year starter at RB), 1983-96  
ASU's second all-time leading rusher  
ASU assistant coach (running backs), 1994
- Scott Smouse — Jacksonville State assistant coach (offensive line)**  
ASU student assistant coach (offensive line), 1995-2000
- Tommy West — Memphis head coach**  
ASU assistant coach (offensive ends), 1980-81
- Everett Withers — North Carolina assistant coach (defensive coord./secondary)**  
Played at ASU (defensive back, team captain), 1981-84
- Sparky Woods — VMI head coach**  
ASU head coach, 1984-88

NFL COACHES

- Charlie Coiner — Buffalo Bills assistant coach (tight ends)**  
ASU assistant coach (inside linebackers, def. ends, tight ends), 1983, 1985-86  
ASU athletics academic counselor, 1984-85  
Earned master's degree, 1984
- George Edwards — Miami Dolphins assistant coach (linebackers)**  
ASU assistant coach (linebackers), 1992-95
- Stan Hixon — Washington Redskins assistant coach (wide receivers)**  
ASU assistant coach (wide receivers), 1983-88
- Travis Jones — New Orleans Saints assistant coach (defensive line)**  
ASU assistant coach (linebackers/recruiting coordinator), 1998-2000
- John Palermo — Washington Redskins assistant coach (defensive line)**  
ASU assistant coach (defensive line/linebackers), 1983-84
- Steve Wilks — San Diego Chargers assistant coach (secondary)**  
Played at ASU (four-year letterwinner at defensive back), 1988-91  
ASU assistant coach (defensive backs), 2001

Any additions, deletions and/or corrections can be submitted to the ASU sports information office.



SR. QB  
ARMANTI  
EDWARDS

**SOCON**  
CHAMPIONS

1986

1987

1991

1995

1999

2005

2006

2007

2008

**NCAA**  
NATIONAL  
CHAMPIONS

2005

2006

2007



Texas head coach Mack Brown



Georgia Tech head coach Paul Johnson



Memphis head coach Tommy West



VMI head coach Sparky Woods

## YEAR-BY-YEAR RECORDS

Year	W	L	T	.Pct	PF	PA	Coach	Year	W	L	T	.Pct	PF	PA	Coach
1928	3	6	0	.333	122	149	Graydon Eggers	1959	6	4	0	.600	164	141	Bob Breitenstein
1929	4	1	3	.688	86	18	C.B. Johnson	1960	8	2	0	.800	158	107	Jim Duncan
1930	8	2	1	.773	202	69	C.B. Johnson	1961	7	3	0	.700	156	93	Jim Duncan
1931	9	2	2	.714	183	86	C.B. Johnson	1962	4	4	2	.500	131	96	Jim Duncan
1932	5	4	1	.550	82	101	C.B. Johnson	1963	6	3	0	.667	176	130	Jim Duncan
1933	7	2	0	.778	146	30	Eugene Garbee	1964	6	3	0	.667	163	122	Jim Duncan
1934	3	4	1	.438	71	77	Eugene Garbee	1965	5	5	0	.500	123	172	Carl Messere
1935	5	2	2	.667	86	66	Kidd Brewer	1966	3	6	1	.350	145	180	Carl Messere
1936	8	1	0	.889	316	29	Kidd Brewer	1967	7	3	0	.700	226	212	Carl Messere
1937	8	1	1	.850	206	7	Kidd Brewer	1968	8	2	0	.800	409	221	Carl Messere
1938	9	1	0	.900	241	15	Kidd Brewer	1969	6	5	0	.545	292	250	Carl Messere
1939	7	1	2	.800	269	33	Flucie Stewart	1970	5	5	0	.500	203	223	Carl Messere
1940	6	4	0	.600	156	136	R.W. Watkins	1971	7	3	1	.682	284	151	Jim Brakefield
1941	4	5	0	.444	181	104	R.W. Watkins	1972	5	5	1	.500	239	232	Jim Brakefield
1942	5	2	1	.688	140	67	Beattie Feathers	1973	3	7	1	.318	164	255	Jim Brakefield
1943				— No Games —				1974	6	5	0	.545	204	176	Jim Brakefield
1944				— No Games —				1975	8	3	0	.727	337	233	Jim Brakefield
1945	1	6	0	.143	53	167	Francis Hoover	1976	6	4	1	.591	277	165	Jim Brakefield
1946	6	3	0	.667	202	92	Flucie Stewart	1977	2	9	0	.182	195	329	Jim Brakefield
1947	9	1	0	.900	195	64	E.C. Duggins	1978	7	4	0	.636	338	297	Jim Brakefield
1948	8	1	1	.850	242	108	E.C. Duggins	1979	3	8	0	.273	263	268	Jim Brakefield
1949	9	3	0	.750	262	97	E.C. Duggins								
1950	9	2	1	.792	279	134	E.C. Duggins								
1951	6	3	0	.667	128	87	Press Mull								
1952	2	6	1	.278	112	156	E.C. Duggins								
1953	6	4	0	.600	186	138	E.C. Duggins								
1954	8	3	0	.727	215	125	E.C. Duggins								
1955	6	5	0	.545	193	120	E.C. Duggins								
1956	3	6	0	.333	107	165	Bob Broome								
1957	4	6	0	.400	100	158	Bob Broome								
1958	6	4	0	.600	140	161	Bob Broome								




*The 1949 Appss compiled a 9-3 record, including a 21-7 victory over Catawba in the Pythian Bowl.*



- 1986
- 1987
- 1991
- 1995
- 1999
- 2005
- 2006
- 2007
- 2008
- NCAA NATIONAL CHAMPIONS
- 2005
- 2006
- 2007

YEAR-BY-YEAR RECORDS

Year	W	L	T	.Pct	PF	PA	Coach
1980	6	4	1	.591	273	186	Mike Working
1981	3	7	1	.318	236	210	Mike Working
1982	4	7	0	.364	270	286	Mike Working
1983	6	5	0	.545	212	265	Mack Brown
1984	4	7	0	.364	151	218	Sparky Woods
1985	8	3	0	.727	260	109	Sparky Woods
1986	9	2	1	.792	351	176	Sparky Woods
1987	11	3	0	.786	270	153	Sparky Woods
1988	6	4	1	.591	324	233	Sparky Woods
1989	9	3	0	.750	306	177	Jerry Moore
1990	6	5	0	.545	171	266	Jerry Moore
1991	8	4	0	.667	215	202	Jerry Moore
1992	7	5	0	.583	262	237	Jerry Moore
1993	4	7	0	.364	207	252	Jerry Moore
1994	9	4	0	.692	363	209	Jerry Moore
1995	12	1	0	.923	375	251	Jerry Moore
1996	7	4	0	.636	223	196	Jerry Moore
1997	7	4	0	.623	294	215	Jerry Moore
1998	10	3	0	.769	356	222	Jerry Moore
1999	9	3	0	.750	369	219	Jerry Moore
2000	10	4	0	.714	441	278	Jerry Moore
2001	9	4	0	.692	411	278	Jerry Moore
2002	8	4	0	.667	314	273	Jerry Moore
2003	7	4	0	.636	252	219	Jerry Moore
2004	6	5	0	.545	366	358	Jerry Moore
2005	12	3	0	.800	455	282	Jerry Moore
2006	14	1	0	.933	528	223	Jerry Moore
2007	13	2	0	.867	641	400	Jerry Moore
2008	11	3	0	.786	522	303	Jerry Moore
<b>Totals</b>	<b>527</b>	<b>299</b>	<b>28</b>	<b>.633</b>	<b>18,555</b>	<b>13,978</b>	



The 2007 Mountaineers went 13-2 en route to ASU's third-straight national championship.

RECORDS BREAKDOWN

Winning Seasons:	59
.500 Seasons:	4
Losing Seasons:	15
Most Consecutive Winning Seasons:	15 (1994-Present)
Most Consecutive Losing Seasons:	8 (1985-65)
Most Victories in a Two-Year Span:	27 (2006-07)
Most Victories in a Three-Year Span:	39 (2005-07)
Most Victories in a Four-Year Span:	50 (2005-08)
Most Victories in a Five-Year Span:	56 (2004-08)

MILESTONE GAMES

Game	Date	Opponent	Score
1	Sept. 29, 1928	at Mountain City	L, 0-26
50	Nov. 25, 1932	at Georgia Southern	L, 0-33
100	Oct. 22, 1938	at Elon	L, 6-7
150	Nov. 10, 1945	vs. High Point	L, 13-31
200	Nov. 4, 1950	at Presbyterian	W, 34-7
250	Oct. 26, 1955	at Guilford	W, 27-6
300	Nov. 5, 1960	vs. Guilford	W, 13-0
350	Nov. 25, 1965	at Southeastern Louisiana	L, 6-54
400	Nov. 14, 1970	vs. Wofford	L, 13-37
450	Oct. 11, 1975	at East Tennessee State	W, 44-21
500	Nov. 17, 1979	vs. Marshall	W, 45-7
550	Oct. 6, 1984	vs. Western Carolina	L, 7-34
600	Oct. 29, 1988	at Marshall	L, 27-30
650	Nov. 28, 1992	at Middle Tennessee State	L, 10-35
700	Sept. 20, 1997	vs. Eastern Kentucky	W, 27-23
750	Sept. 22, 2001	at Wake Forest	L, 10-20
800	Oct. 8, 2005	at Furman	L, 31-34
850	Nov. 8, 2008	at Chattanooga	W, 49-7

MILESTONE VICTORIES

Game	Date	Opponent	Score
1	Oct. 6, 1928	at Wilkesboro	W, 6-0
50	Oct. 31, 1936	vs. Tusculum	W, 45-0
100	Sept. 26, 1947	vs. Newberry	W, 18-7
150	Sept. 26, 1954	vs. Elon	W, 20-6
200	Sept. 21, 1962	vs. Newberry	W, 14-0
250	Oct. 23, 1971	vs. Bluefield State	W, 49-0
300	Sept. 12, 1981	vs. James Madison	W, 45-0
350	Sept. 2, 1989	vs. Gardner-Webb	W, 43-7
400	Oct. 28, 1995	vs. Chattanooga	W, 31-18
450	Sept. 29, 2001	vs. East Tennessee State	W, 33-14
500	Nov. 25, 2006	vs. Coastal Carolina	W, 45-28



SOCON CHAMPIONS

1986

1987

1991

1995

1999

2005

2006

2007

2008

NCAA NATIONAL CHAMPIONS

2005

2006

2007

## YEAR-BY-YEAR CONFERENCE RECORDS

### NORTH STATE/CAROLINAS CONFERENCE\*

Year	W	L	T	Finish	PF	PA	Coach
1931	3	0	0	1st	33	6	C.B. Johnson
1932	2	1	0	2nd	20	13	C.B. Johnson
1933	1	0	0	—	15	0	Eugene Garbee
1934	1	0	0	—	6	0	Eugene Garbee
1935	1	0	1	—	12	0	Kidd Brewer
1936	3	1	0	2nd	96	14	Kidd Brewer
1937	5	0	0	1st	102	0	Kidd Brewer
1938	3	1	0	2nd	81	9	Kidd Brewer
1939	3	0	1	1st	106	13	Flucie Stewart
1940	2	2	0	3rd	77	28	R.W. Watkins
1941	2	3	0	4th	92	67	R.W. Watkins
1942	2	2	0	3rd	71	34	Beattie Feathers
1943	— No Games —						
1944	— No Games —						
1945	1	3	0	3rd	32	105	Francis Hoover
1946	4	1	0	2nd	117	40	Flucie Stewart
1947	6	1	0	2nd	131	57	E.C. Duggins
1948	7	0	1	1st	216	87	E.C. Duggins
1949	6	2	0	2nd	153	63	E.C. Duggins
1950	7	0	1	1st	177	54	E.C. Duggins
1951	3	3	0	4th	76	68	Press Mull
1952	2	4	0	5th	71	76	E.C. Duggins
1953	3	3	0	4th	92	93	E.C. Duggins
1954	6	0	0	1st	127	53	E.C. Duggins
1955	3	3	0	4th	86	61	E.C. Duggins
1956	3	3	0	3rd	87	98	Bob Broome
1957	2	4	0	5th	45	98	Bob Broome
1958	4	2	0	2nd	94	86	Bob Broome
1959	5	1	0	2nd	115	58	Bob Breitenstein
1960	5	1	0	2nd	109	56	Jim Duncan
1961	5	1	0	2nd	92	45	Jim Duncan
1962	2	1	2	3rd	72	51	Jim Duncan
1963	4	1	0	3rd	87	47	Jim Duncan
1964	4	2	0	2nd	122	101	Jim Duncan
1965	3	3	0	5th	58	79	Carl Messere
1966	2	5	0	7th	111	133	Carl Messere
1967	5	2	0	2nd	158	146	Carl Messere
<b>Totals</b>	<b>120</b>	<b>56</b>	<b>6</b>		<b>3,139</b>	<b>1,939</b>	

\*The North State Conference was formed in 1931 and became the Carolinas Conference in 1961.

### NORTH STATE/CAROLINAS CONFERENCE BREAKDOWN

**Winning Seasons:** 21  
**Break-Even Seasons:** 8  
**Losing Seasons:** 5  
**Consecutive Winning Seasons:** 9 (1931-39)  
**Consecutive Losing Seasons:** none  
**Consecutive Non-Losing Seasons:** 10 (1931-40)  
**Most Victories in a Season:** 7 (1948, 1950)  
**Most Victories in a Two-Year Span:** 13 (1947-48, 1948-49, 1949-50)  
**Most Victories in a Three-Year Span:** 20 (1948-50)  
**Conference Titles:** 6 (1931, 1937, 1939, 1948, 1950, 1954)

### SOUTHERN CONFERENCE

Year	W	L	T	Finish	PF	PA	Coach
1972	0	3	1	8th	58	90	Jim Brakefield
1973	2	2	0	5th	69	82	Jim Brakefield
1974	4	1	0	2nd	111	65	Jim Brakefield
1975	3	2	0	3rd	155	105	Jim Brakefield
1976	2	2	1	3rd	105	97	Jim Brakefield
1977	1	4	0	6th	89	134	Jim Brakefield
1978	4	2	0	3rd	188	168	Jim Brakefield
1979	3	4	0	5th	187	150	Jim Brakefield
1980	4	2	1	3rd	152	110	Mike Working
1981	1	5	1	7th	117	143	Mike Working
1982	3	4	0	4th	164	182	Mike Working
1983	4	3	0	4th	137	166	Mack Brown
1984	2	5	0	7th	90	145	Sparky Woods
1985	6	1	0	2nd	159	51	Sparky Woods
1986	6	0	1	1st	173	92	Sparky Woods
1987	7	0	0	1st	165	70	Sparky Woods
1988	4	3	0	4th	225	140	Sparky Woods
1989	5	2	0	2nd	173	102	Jerry Moore
1990	5	2	0	2nd	135	94	Jerry Moore
1991	6	1	0	1st	156	97	Jerry Moore
1992	5	2	0	2nd	166	126	Jerry Moore
1993	4	4	0	4th	180	190	Jerry Moore
1994	6	2	0	2nd	236	130	Jerry Moore
1995	8	0	0	1st	221	140	Jerry Moore
1996	5	3	0	4th	173	160	Jerry Moore
1997	6	2	0	2nd	214	144	Jerry Moore
1998	6	2	0	2nd	214	91	Jerry Moore
1999	7	1	0	T-1st	263	121	Jerry Moore
2000	6	2	0	2nd	293	152	Jerry Moore
2001	6	2	0	3rd	227	153	Jerry Moore
2002	6	2	0	2nd	242	173	Jerry Moore
2003	6	2	0	T-2nd	204	123	Jerry Moore
2004	4	3	0	T-3rd	234	210	Jerry Moore
2005	6	1	0	1st	271	117	Jerry Moore
2006	7	0	0	1st	255	98	Jerry Moore
2007	5	2	0	T-1st	310	215	Jerry Moore
2008	8	0	0	1st	323	152	Jerry Moore
<b>Totals</b>	<b>173</b>	<b>78</b>	<b>5</b>		<b>6,158</b>	<b>4,437</b>	

### SOUTHERN CONFERENCE BREAKDOWN

**Winning Seasons:** 28  
**Break-Even Seasons:** 3  
**Losing Seasons:** 6  
**Consecutive Winning Seasons:** 15 (1994-pres.)  
**Consecutive Losing Seasons:** 2 (1981-82)  
**Consecutive Non-Losing Seasons:** 24 (1985-pres.)  
**Most Victories in a Season:** 8 (1995, 2008)  
**Most Victories in a Two-Year Span:** 14 (1994-95)  
**Most Victories in a Three-Year Span:** 20 (2006-08)  
**Most Victories in a Four-Year Span:** 26 (2005-08)  
**Conference Titles:** 9 (1986, 1987, 1991, 1995, 1999, 2005, 2006, 2007, 2008)



1986

1987

1991

1995

1999

2005

2006

2007

2008



2005

2006

2007

**ALL-TIME RESULTS**

**1928**

HEAD COACH GRAYDON EGGERS  
3-6 OVERALL  
INDEPENDENT

Date	Opponent	Result
S 29	at Mountain City	L 0-26
O 6	at Wilkesboro	W 6-0
O 13	Morganton	L 0-7
O 27	Rutherford	L 6-50
N 3	Lees-McRae	W 52-0
N 9	at Bluefield State (W.Va.)	L 0-44
N 17	Mt. Park	W 52-0
N 24	at Belmont Abbey	L 0-13
N 31	at East Tennessee State	L 6-9

**1929**

HEAD COACH C.B. JOHNSON  
4-1-3 OVERALL  
INDEPENDENT

Date	Opponent	Result
S 30	at Carson-Newman	T 0-0
O 7	Catawba	T 0-0
O 12	East Tennessee State	W 26-0
O 19	Bluefield State (W.Va.)	L 7-12
N 2	at North Georgia	W 19-6
N 6	at Rutherford	T 0-0
N 9	Belmont Abbey	W 28-0
N 23	Boiling Springs	W 6-0

**1930**

HEAD COACH C.B. JOHNSON  
8-2-1 OVERALL  
INDEPENDENT

Date	Opponent	Result
S 20 %	Lincoln Memorial	W 34-0
S 27	King	L 7-18
O 4	at Tusculum	W 13-0
O 11 §	Catawba	T 13-13
O 18	Atlantic Christian	W 61-12
O 25	West Liberty	W 14-13
N 1	at Navy Apprentice	W 7-0
N 8	Atlantic University	W 6-0
N 15	at High Point	L 6-13
N 27	Boiling Springs	W 27-0
N 27	Piedmont	W 14-0

% Asheville, N.C.

§ Winston-Salem, N.C.

**1931**

HEAD COACH C.B. JOHNSON  
9-2-2 OVERALL  
3-0 NORTH STATE CONFERENCE CHAMPION

Date	Opponent	Result
S 19	Campbell	W 20-6
S 26 *	at Lenoir-Rhyne	W 6-0
O 3 *	High Point	W 20-0
O 10	at King	W 20-0
O 17	Piedmont	W 24-12
O 24 *	at Catawba	W 7-6
O 29	at Navy Apprentice	W 25-12
O 30	at Langley Field	L 3-6
N 6	at Maryville	T 6-6
N 14	Bowden	T 6-6
N 21	Concord	W 25-0
N 26	at Glensville State	L 6-25
D 5 §	Catawba	W 15-7

§ Charlotte, N.C.

**1932**

HEAD COACH C.B. JOHNSON  
5-4-1 OVERALL  
2-1 NORTH STATE CONFERENCE, SECOND PLACE

Date	Opponent	Result
S 24	at North Carolina State	L 0-31
O 7 *	High Point	L 7-13
O 14 *	Lenoir-Rhyne	W 6-0
O 21	Navy Apprentice	W 7-3
O 28 *	Catawba	W 7-0
N 5	Western Carolina	W 20-0
N 12	West Virginia Tech	T 14-14
N 18	at Maryville	L 0-7
N 25	at Georgia Southern	L 0-33
D 1	at East Carolina	W 21-0

**1933**

HEAD COACH EUGENE GARBEE  
7-2 OVERALL  
1-0 NORTH STATE CONFERENCE

Date	Opponent	Result
S 22	Erskine	L 7-13
S 29	at Milligan	W 13-0
O 6	at Glensville State	L 7-14
O 13 *	at Western Carolina	W 15-0
O 20	Piedmont	W 44-0
O 27	King	W 14-0
N 4	Concord	W 12-0
N 11	at Tusculum	W 20-3
N 18	East Carolina	W 14-0

**1934**

HEAD COACH EUGENE GARBEE  
3-4-1 OVERALL  
1-0 NORTH STATE CONFERENCE

Date	Opponent	Result
S 27	at Milligan	L 6-13
O 4	Erskine	T 0-0
O 12 *	Western Carolina	W 6-0
O 18	at East Carolina	W 26-0
O 25	Georgia Southern	L 13-22
N 1	at Concord	L 13-26
N 8	Tusculum	L 0-10
N 15	at Georgia Southern	W 7-6

**1935**

HEAD COACH KIDD BREWER  
5-2-2 OVERALL  
1-0-1 NORTH STATE CONFERENCE

Date	Opponent	Result
S 27 *	at Lenoir-Rhyne	T 0-0
O 5	Piedmont	W 15-0
O 12	Cumberland	L 7-26
O 19	at Milligan	W 20-13
O 26 *	at Western Carolina	W 12-0
N 2	East Tennessee State	L 12-20
N 9	Georgia Southern	T 0-0
N 16	at Tusculum	W 6-0
N 23	at East Carolina	W 14-7

**1936**

HEAD COACH KIDD BREWER  
8-1 OVERALL  
3-1 NORTH STATE CONFERENCE, SECOND

Date	Opponent	Result
S 26	at Piedmont	W 115-0
O 2 *	at Lenoir-Rhyne	W 24-0
O 10 *	Guilford	W 52-0
O 17 *	Western Carolina	W 20-2
O 24	Georgia Southern	W 27-0
O 31	Tusculum	W 45-0
N 7 *	at Catawba	L 0-14
N 14	at East Tennessee State	W 23-7
N 20	at Cumberland	W 10-6

**1937**

HEAD COACH KIDD BREWER  
8-1-1 OVERALL  
5-0 NORTH STATE CONFERENCE CHAMPION

Date	Opponent	Result
S 25	Cumberland	W 39-0
O 1 *	at Lenoir-Rhyne	W 14-0
O 9	Carson-Newman	T 0-0
O 16	East Tennessee State	W 28-0
O 23 *	Elon	W 31-0
O 29	at Tusculum	W 37-0
N 6 *	at Western Carolina	W 14-0
N 13 *	at Guilford	W 37-0
N 19*§	Catawba	W 6-0

No Game Designation (Biloxi, Miss.)

N 26 at Southern Mississippi L 0-7

§ Hickory, N.C.

**1938**

HEAD COACH KIDD BREWER  
9-1 OVERALL  
3-1 NORTH STATE CONFERENCE, SECOND

Date	Opponent	Result
O 1	Newberry	W 7-0
O 8	at Carson-Newman	W 28-0
O 15 *	High Point	W 41-2
O 22 *	at Elon	L 6-7
O 29 *	Western Carolina	W 27-0
N 5	Tusculum	W 67-0
N 12 *	at Lenoir-Rhyne	W 7-0
N 19	at East Carolina	W 18-6
N 26	at Cumberland	W 22-0

No Game Designation (Winston-Salem, N.C.)

D 3 Moravian W 20-0

**1939**

HEAD COACH FLUCIE STEWART  
7-1-2 OVERALL  
3-0-1 NORTH STATE CONFERENCE CHAMPION

Date	Opponent	Result
S 15	Rollins	L 7-14
S 22	at Carson-Newman	W 21-0
S 29	Newberry	T 0-0
O 6 *	at Western Carolina	W 54-7
O 20 *	High Point	W 39-0
O 27	King	W 12-0
N 3 *	at Elon	W 7-6
N 10 *	at Lenoir-Rhyne	T 6-6
N 17	Georgia Southern	W 59-0
N 24	at East Carolina	W 64-0

**1940**

HEAD COACH R.W. "RED" WATKINS  
6-4 OVERALL  
2-2 NORTH STATE CONFERENCE, THIRD

Date	Opponent	Result
S 13	at Tampa	W 13-6
S 20	at North Carolina	L 6-56
S 27	Carson-Newman	W 23-6
O 4 *	Elon	L 0-7
O 11 *	Western Carolina	W 40-8
O 18	Newberry	W 9-7
O 25	King	W 28-3
N 1	at Rollins	L 0-30
N 8 *	at Lenoir-Rhyne	L 9-13
N 15 *	Guilford	W 28-0



JR. DB MARK LEGREE

SOCON CHAMPIONS 1986

1987

1991

1995

1999

2005

2006

2007

2008

NCAA NATIONAL CHAMPIONS

2005

2006

2007

## ALL-TIME RESULTS

**1941**  
**HEAD COACH R.W. "RED" WATKINS**  
**4-5 OVERALL**  
**2-3 NORTH STATE CONFERENCE, FOURTH**

Date	Opponent	Result
S 19	at Newberry	W 14-12
S 27	Arkansas-Monticello	W 67-0
O 4	King	L 2-15
O 11 *	at Western Carolina	W 35-0
O 17*\$	Catawba	L 19-20
O 24 *	at Lenoir-Rhyne	L 6-20
N 7	at Tampa	L 6-10
N 14 *	at High Point	W 26-0
N 27 *	at Elon	L 6-27

\$ Winston-Salem, N.C.

**1942**  
**HEAD COACH BEATTIE FEATHERS**  
**5-2-1 OVERALL**  
**2-2 NORTH STATE CONFERENCE, THIRD**

Date	Opponent	Result
S 18	at Navy Apprentice	W 16-14
O 3	at Camp Davis	T 13-13
O 10 *	High Point	W 27-0
O 27 *	Catawba	L 0-7
O 31 *	at High Point	W 44-0
N 7	Newberry	W 20-0
N 14	at Maryville	W 20-6
N 26 *	at Catawba	L 0-27

**1943-44**  
*No games due to World War II restrictions prohibiting intercollegiate athletics.*

**1945**  
**HEAD COACH FRANCIS HOOVER**  
**1-6 OVERALL**  
**1-3 NORTH STATE CONFERENCE, THIRD**

Date	Opponent	Result
S 29	Milligan	L 7-26
O 6	at Milligan	L 7-9
O 13	Oak Ridge	L 7-27
O 20 *	at High Point	L 12-13
O 27 *	Guilford	W 7-6
N 3 *	at Catawba	L 0-55
N 10 *	High Point	L 13-31

**1946**  
**HEAD COACH FLUCIE STEWART**  
**6-3 OVERALL**  
**4-1 NORTH STATE CONFERENCE, SECOND**

Date	Opponent	Result
S 21	at Newberry	W 28-19
S 28 *	Elon	W 40-0
O 12 *	High Point	W 10-6
O 19 *	at Catawba	L 6-28
O 26	Erskine	W 50-6
N 2 *	at Lenoir-Rhyne	W 19-7
N 9 *	at Western Carolina	W 42-6
N 16	Milligan	L 0-6
N 23	Presbyterian	L 7-14

**1947**  
**HEAD COACH E.C. DUGGINS**  
**9-1 OVERALL**  
**6-1 NORTH STATE CONFERENCE, SECOND**

Date	Opponent	Result
S 19 *	at Guilford	W 23-12
S 26	Newberry	W 18-7
O 4 *	at Elon	W 21-13
O 11 *	Lenoir-Rhyne	W 22-0
O 18 *	Catawba	L 0-19
O 25 *	at Atlantic Christian	W 33-6
N 1 *	Western Carolina	W 20-0
N 8	at Emory & Henry	W 19-0
N 15	Milligan	W 27-0
N 22 *	at High Point	W 12-7

**1948**  
**HEAD COACH E.C. DUGGINS**  
**8-1-1 OVERALL**  
**7-0-1 NORTH STATE CONFERENCE CHAMPION**

Date	Opponent	Result
S 18 *	Guilford	W 21-14
S 25*\$	Western Carolina	W 14-13
O 1 *	Elon	W 33-13
O 7 *	at Lenoir-Rhyne	T 14-14
O 16*%	Catawba	W 20-13
O 23 *	High Point	W 40-14
O 30	Emory & Henry	W 24-14
N 6 *	East Carolina	W 47-0
N 13 *	at Atlantic Christian	W 27-6

**Burley Bowl (Johnson City, Tenn.)**

N 20	West Chester State	L 2-7
------	--------------------	-------

\$ Asheville, N.C.  
% Winston-Salem, N.C.

**1949**  
**HEAD COACH E.C. DUGGINS**  
**9-3 OVERALL**  
**6-2 NORTH STATE CONFERENCE, SECOND**

Date	Opponent	Result
S 10	Navy Apprentice	W 35-0
S 17*\$	Guilford	L 12-13
S 24 *	Western Carolina	L 6-13
S 30 *	at Elon	W 14-0
O 6 *	Lenoir-Rhyne	W 19-6
O 15*\$	Catawba	W 12-6
O 22 *	at High Point	W 21-7
O 29	at Newberry	W 41-6
N 5 *	at East Carolina	W 35-18
N 12 *	Atlantic Christian	W 34-0
N 19	at Charleston (W.Va.)	L 12-21

**Pythian Bowl (Salisbury, N.C.)**

N 26	at Catawba	W 21-7
------	------------	--------

\$ Winston-Salem, N.C.

**1950**  
**HEAD COACH E.C. DUGGINS**  
**9-2-1 OVERALL**  
**7-0-1 NORTH STATE CONFERENCE CHAMPION**

Date	Opponent	Result
S 9 *	Guilford	W 32-2
S 16 *	at Western Carolina	W 13-6
S 23 *	Elon	T 14-14
S 30 *	at Lenoir-Rhyne	W 20-18
O 7 *	Catawba	W 9-7
O 14 *	High Point	W 35-0
O 21	at Tampa	W 36-19
O 28 *	East Carolina	W 20-0
N 2	at Presbyterian	W 34-7
N 4 *	at Atlantic Christian	W 34-7

**Burley Bowl (Johnson City, Tenn.)**

N 18	vs. Emory & Henry	L 6-26
------	-------------------	--------

**Pythian Bowl (Salisbury, N.C.)**

N 25	vs. West Liberty	L 26-28
------	------------------	---------

**1951**  
**HEAD COACH PRESS MULL**  
**6-3 OVERALL**  
**3-3 NORTH STATE CONFERENCE, FOURTH**

Date	Opponent	Result
S 15 *	at Guilford	W 20-0
S 22 *	Western Carolina	W 26-6
S 29 *	at Elon	L 6-20
O 6 *	Lenoir-Rhyne	L 0-20
O 13 *	at Catawba	L 0-2
O 27	Tampa	W 14-13
N 3 *	at East Carolina	W 24-20
N 10	Erskine	W 20-0
N 17	Newberry	W 18-6

**1952**  
**HEAD COACH E.C. DUGGINS**  
**2-6-1 OVERALL**  
**2-4 NORTH STATE CONFERENCE, FIFTH**

Date	Opponent	Result
S 13 *	Guilford	W 13-12
S 20*\$	Western Carolina*	W 20-12
S 27 *	Elon	L 7-13
O 11 *	at Lenoir-Rhyne	L 12-14
O 18 *	Catawba	L 0-3
O 25 *	East Carolina	L 19-22
N 1	at East Tennessee State	T 27-27
N 8	at Tampa	L 0-19
N 15	Charleston (W. Va.)	L 14-34

\$ Asheville, N.C.

**1953**  
**HEAD COACH E.C. DUGGINS**  
**6-4 OVERALL**  
**3-3 NORTH STATE CONFERENCE, FIFTH**

Date	Opponent	Result
S 19 *	at Guilford	L 12-14
S 26 *	Western Carolina	W 7-0
O 3 *	at Elon	W 21-19
O 10 *	Lenoir-Rhyne	W 32-6
O 17 *	at Catawba	L 13-14
O 24 *	at East Carolina	L 7-40
O 31	East Tennessee State	L 19-21
N 7	Tampa	W 35-12
N 14	at Charleston (W.Va.)	W 26-6
N 21	Emory & Henry	W 14-6

**1954**  
**HEAD COACH E.C. DUGGINS**  
**8-3 OVERALL**  
**6-0 NORTH STATE CONFERENCE CHAMPION**

Date	Opponent	Result
S 11 *	Guilford	W 19-6
S 18 *	at Western Carolina	W 27-7
S 25 *	Elon	W 20-6
O 2 *	at Lenoir-Rhyne	W 21-14
O 9 *	Catawba	W 27-13
O 16	at Emory & Henry	W 21-0
O 23 *	East Carolina	W 13-7
O 30	at Presbyterian	L 7-14
N 20	at Tampa	L 20-25

**Burley Bowl (Johnson City, Tenn.)**

N 25	at East Tennessee State	W 27-13
------	-------------------------	---------

**Elks Bowl (Raleigh, N.C.)**

D 11	vs. Newberry	L 13-20
------	--------------	---------

**1955**  
**HEAD COACH E.C. DUGGINS**  
**6-5 OVERALL**  
**3-3 NORTH STATE CONFERENCE, FOURTH**

Date	Opponent	Result
S 7	Newport News	W 46-7
S 14 *	Western Carolina	L 6-7
S 21 *	at Elon	W 19-0
S 28 *	Lenoir-Rhyne	L 13-26
O 1 *	at Catawba	W 21-19
O 8	Emory & Henry	W 26-0
O 15 *	at East Carolina	L 0-13
O 22 *	at Guilford	W 27-6
N 5	Presbyterian	W 35-6
N 12	at Tampa	L 0-38

**Burley Bowl (Johnson City, Tenn.)**

N 19	at East Tennessee State	L 0-7
------	-------------------------	-------

**SOCON**  
CHAMPIONS  
1986  
1987  
1991  
1995  
1999  
2005  
2006  
2007  
2008  
**NCAA**  
NATIONAL CHAMPIONS  
2005  
2006  
2007

ALL-TIME RESULTS

1956

HEAD COACH BOB BROOME

3-6 OVERALL

3-3 NORTH STATE CONFERENCE, THIRD

Table with 3 columns: Date, Opponent, Result. Rows include Western Carolina, Elon, Lenoir-Rhyne, Catawba, Emory & Henry, East Carolina, Guilford, Presbyterian, Tampa, Asheville, N.C.

1957

HEAD COACH BOB BROOME

4-6 OVERALL

2-4 NORTH STATE CONFERENCE, FIFTH

Table with 3 columns: Date, Opponent, Result. Rows include Presbyterian, East Tennessee State, Western Carolina, Elon, Lenoir-Rhyne, Catawba, Emory & Henry, East Carolina, Guilford, Tampa.

1958

HEAD COACH BOB BROOME

6-4 OVERALL

4-2 NORTH STATE CONFERENCE, SECOND

Table with 3 columns: Date, Opponent, Result. Rows include East Tennessee State, Western Carolina, Elon, Lenoir-Rhyne, Catawba, Emory & Henry, East Carolina, Guilford, Presbyterian, Tampa.

1959

HEAD COACH BOB BREITENSTEIN

6-4 OVERALL

5-1 NORTH STATE CONFERENCE, SECOND

Table with 3 columns: Date, Opponent, Result. Rows include Emory & Henry, Western Carolina, Elon, Lenoir-Rhyne, Catawba, Carson-Newman, East Carolina, Guilford, Presbyterian, Tampa.

1960

HEAD COACH JIM DUNCAN

8-2 OVERALL

5-1 NORTH STATE CONFERENCE, SECOND

Table with 3 columns: Date, Opponent, Result. Rows include Emory & Henry, Western Carolina, Elon, Lenoir-Rhyne, Catawba, Carson-Newman, East Carolina, Guilford, Wofford, Tampa.

1961

HEAD COACH JIM DUNCAN

7-3 OVERALL

5-1 NORTH STATE CONFERENCE, SECOND

Table with 3 columns: Date, Opponent, Result. Rows include Emory & Henry, Western Carolina, Elon, Lenoir-Rhyne, Catawba, Carson-Newman, East Carolina, Guilford, Presbyterian, Tampa, Asheville, N.C., Charlotte, N.C., Lenoir, N.C., Hickory, N.C.

1962

HEAD COACH JIM DUNCAN

4-4-2 OVERALL

2-1-2 NORTH STATE CONFERENCE, THIRD

Table with 3 columns: Date, Opponent, Result. Rows include Emory & Henry, Western Carolina, Elon, Lenoir-Rhyne, Catawba, Carson-Newman, East Carolina, Guilford, Presbyterian, Tampa, Asheville, N.C.

1963

HEAD COACH JIM DUNCAN

6-3 OVERALL

4-1 CAROLINAS CONFERENCE, THIRD

Table with 3 columns: Date, Opponent, Result. Rows include Wofford, Newberry, Western Carolina, Elon, Lenoir-Rhyne, Catawba, Carson-Newman, Northwestern State, Emory & Henry.

1964

HEAD COACH JIM DUNCAN

6-3 OVERALL

3-2 CAROLINAS CONFERENCE, THIRD

Table with 3 columns: Date, Opponent, Result. Rows include Newberry, Western Carolina, Elon, Lenoir-Rhyne, Catawba, Carson-Newman, Wofford, Presbyterian, Emory & Henry.

1965

HEAD COACH CARL MESSERE

5-5 OVERALL

3-3 CAROLINAS CONFERENCE, FIFTH

Table with 3 columns: Date, Opponent, Result. Rows include Newberry, Western Carolina, Elon, Lenoir-Rhyne, Catawba, Carson-Newman, Wofford, Presbyterian, Emory & Henry, Southeast Louisiana.

1966

HEAD COACH CARL MESSERE

3-6-1 OVERALL

2-5 CAROLINAS CONFERENCE, SEVENTH

Table with 3 columns: Date, Opponent, Result. Rows include Newberry, Western Carolina, Elon, Lenoir-Rhyne, Catawba, Carson-Newman, Wofford, Presbyterian, Emory & Henry, Guilford.

1967

HEAD COACH CARL MESSERE

7-3 OVERALL

5-2 CAROLINAS CONFERENCE, SECOND

Table with 4 columns: Date, Opponent, Result, Atten. Rows include Newberry, Western Carolina, Elon, Lenoir-Rhyne, Catawba, Carson-Newman, Wofford, Presbyterian, Emory & Henry, Guilford.

1968

HEAD COACH CARL MESSERE

8-2 OVERALL

INDEPENDENT

Table with 4 columns: Date, Opponent, Result, Atten. Rows include Newberry, Western Carolina, Elon, Lenoir-Rhyne, Catawba, Carson-Newman, Wofford, Presbyterian, Emory & Henry, Guilford.



SR. DB CORTEZ GILBERT



1986

1987

1991

1995

1999

2005

2006

2007

2008



2005

2006

2007

ALL-TIME RESULTS

1969

HEAD COACH CARL MESSERE

6-5 OVERALL

INDEPENDENT

Table with 4 columns: Date, Opponent, Result, Atten. Rows include games against East Tennessee State, Emory & Henry, Western Carolina, Elon, Lenoir-Rhyne, Catawba, Carson-Newman, Wofford, Presbyterian, Samford, and Guilford.

1970

HEAD COACH CARL MESSERE

5-5 OVERALL

INDEPENDENT

Table with 4 columns: Date, Opponent, Result, Atten. Rows include games against Guilford, Western Carolina, Elon, Lenoir-Rhyne, Catawba, Carson-Newman, East Tennessee State, Samford, Wofford, and Troy State.

1971

HEAD COACH JIM BRAKEFIELD

7-3-1 OVERALL

INDEPENDENT

Table with 4 columns: Date, Opponent, Result, Atten. Rows include games against Furman, East Tennessee St., Western Carolina, Davidson, Lenoir-Rhyne, Catawba, Bluefield State (Va.), Wofford, North Alabama, Eastern Kentucky, and Elon. Includes note: \$ Charlotte, N.C.

1972

HEAD COACH JIM BRAKEFIELD

5-5-1 OVERALL

0-3-1 SOUTHERN CONFERENCE, EIGHTH

Table with 4 columns: Date, Opponent, Result, Atten. Rows include games against Western Kentucky, The Citadel, East Carolina, Furman, Davidson, South Carolina, Lenoir-Rhyne, East Tennessee State, North Alabama, Eastern Kentucky, and Western Carolina.

1973

HEAD COACH JIM BRAKEFIELD

3-7-1 OVERALL

2-2 SOUTHERN CONFERENCE, FIFTH

Table with 4 columns: Date, Opponent, Result, Atten. Rows include games against Western Kentucky, Furman, Western Carolina, Davidson, Lenoir-Rhyne, East Tennessee State, Wofford, The Citadel, North Alabama, South Carolina, and East Carolina.

1974

HEAD COACH JIM BRAKEFIELD

6-5 OVERALL

4-1 SOUTHERN CONFERENCE, SECOND

Table with 4 columns: Date, Opponent, Result, Atten. Rows include games against East Tennessee State, Middle Tennessee State, Davidson, Western Carolina, Tennessee Tech, Lenoir-Rhyne, East Carolina, The Citadel, Furman, South Carolina, and Richmond.

1975

HEAD COACH JIM BRAKEFIELD

8-3 OVERALL

3-2 SOUTHERN CONFERENCE, THIRD

Table with 4 columns: Date, Opponent, Result, Atten. Rows include games against East Carolina, Wake Forest, Furman, Tennessee Tech, East Tennessee State, Lenoir-Rhyne, Richmond, The Citadel, South Carolina, Western Carolina, and Davidson.

1976

HEAD COACH JIM BRAKEFIELD

6-4-1 OVERALL

2-2-1 SOUTHERN CONFERENCE, THIRD

Table with 4 columns: Date, Opponent, Result, Atten. Rows include games against South Carolina, East Tennessee State, VMI, Wofford, Western Carolina, Furman, Lenoir-Rhyne, Ball State, The Citadel, William & Mary, and East Carolina.

1977

HEAD COACH JIM BRAKEFIELD

2-9 OVERALL

1-4 SOUTHERN CONFERENCE, SIXTH

Table with 4 columns: Date, Opponent, Result, Atten. Rows include games against South Carolina, Chattanooga, Richmond, Marshall, East Tennessee State, Lenoir-Rhyne, Furman, Ball State, East Carolina, The Citadel, and Western Carolina.

1978

HEAD COACH JIM BRAKEFIELD

7-4 OVERALL

4-2 SOUTHERN CONFERENCE, THIRD

Table with 4 columns: Date, Opponent, Result, Atten. Rows include games against Wofford, Marshall, Richmond, Furman, Chattanooga, Lenoir-Rhyne, The Citadel, East Tennessee State, East Carolina, VMI, and Western Carolina.

1979

HEAD COACH JIM BRAKEFIELD

3-8 OVERALL

3-4 SOUTHERN CONFERENCE, FIFTH

Table with 4 columns: Date, Opponent, Result, Atten. Rows include games against Wake Forest, Virginia Tech, Western Carolina, The Citadel, Chattanooga, VMI, Furman, East Tennessee State, East Carolina, William & Mary, and Marshall.

1980

HEAD COACH MIKE WORKING

6-4-1 OVERALL

4-2-1 SOUTHERN CONFERENCE, THIRD

Table with 4 columns: Date, Opponent, Result, Atten. Rows include games against James Madison, The Citadel, Chattanooga, East Tennessee State, Marshall, North Carolina State, Lenoir-Rhyne, Furman, Western Carolina, VMI, and Wake Forest.



1986

1987

1991

1995

1999

2005

2006

2007

2008



2005

2006

2007

190

INTRO & MEDIA INFO

SEASON OUTLOOK

COACHES & STAFF

2009 MOUNTAINEERS

2009 OPPONENTS



ALL-TIME RESULTS

**1981**  
**HEAD COACH MIKE WORKING**  
**3-7-1 OVERALL**  
**1-5-1 SOUTHERN CONFERENCE, SEVENTH**

Date	Opponent	Result	Atten.
S 5	Lenoir-Rhyne	W 48-9	12,150
S 12	James Madison	W 45-0	9,200
S 19	* Chattanooga	W 31-14	16,300
S 26	* at The Citadel	L 20-34	17,250
O 3	at Wake Forest	L 14-15	24,500
O 10	* at Furman	L 18-22	19,058
O 17	* VMI	T 14-14	18,830
O 24	at Virginia Tech	L 12-34	45,200
N 7	* Marshall	L 10-17	8,280
N 14	* at East Tennessee St.	L 14-21	7,123
N 21	* at Western Carolina	L 10-21	11,218

**1982**  
**HEAD COACH MIKE WORKING**  
**4-7 OVERALL**  
**3-4 SOUTHERN CONFERENCE, FOURTH**

Date	Opponent	Rk.	Result	Atten.
S 11	at James Madison	-/-	L 35-39	7,750
S 18	* Furman	-/-	L 21-27	15,500
S 25	at Wake Forest	-/-	L 22-31	29,100
O 2	* The Citadel	-/-	W 48-22	15,800
O 9	* at Marshall	-/-	W 21-13	9,117
O 16	Lenoir-Rhyne	-/-	W 49-0	11,250
O 23	at Virginia Tech	-/-	L 0-34	37,400
O 30	* East Tennessee State	-/-	W 29-13	16,150
N 6	* at Chattanooga	-/18	L 7-50	8,787
N 13	* at VMI	-/-	L 14-31	3,700
N 20	* Western Carolina	-/-	L 24-26	6,150

**1983**  
**HEAD COACH MACK BROWN**  
**6-5 OVERALL**  
**4-3 SOUTHERN CONFERENCE, FOURTH**

Date	Opponent	Rank	Result	Atten.
S 3	at Wake Forest	-/-	W 27-25	25,711
S 10	James Madison	-/-	L 20-24	12,240
S 17	* VMI	-/-	W 31-0	14,128
S 24	* at The Citadel	-/-	W 27-16	15,795
O 1	* at E. Tennessee St.	10/22	W 27-11	9,565
O 8	* Chattanooga	10/-	L 9-30	13,264
O 15	Gardner-Webb	18/-	W 21-17	16,621
O 22	* at Furman	-/8	L 0-49	14,973
N 5	at NC State	-/-	L 7-33	40,800
N 12	* Marshall	-/-	W 28-19	8,112
N 19	* at Western Carolina	-/13	L 15-41	13,924

**1984**  
**HEAD COACH SPARKY WOODS**  
**4-7 OVERALL**  
**2-5 SOUTHERN CONFERENCE, SEVENTH**

Date	Opponent	Rank	Result	Atten.
S 1	at Clemson	-/-	L 7-40	74,000
S 8	at Western Kentucky	-/-	W 17-16	14,000
S 15	at Wake Forest	-/-	L 13-17	22,700
S 22	* East Tennessee St.	-/-	W 14-0	14,120
S 29	* at VMI	-/-	L 16-20	5,400
O 6	* Western Carolina	-/-	L 7-34	18,629
O 13	* at Marshall	-/-	L 7-35	14,529
O 20	* Furman	-/6	W 21-14	17,285
O 27	* The Citadel	-/-	L 5-21	9,852
N 10	* at Chattanooga	-/-	L 20-21	3,620
N 17	South Carolina St.	-/-	W 24-0	8,142

**1985**  
**HEAD COACH SPARKY WOODS**  
**8-3 OVERALL**  
**6-1 SOUTHERN CONFERENCE, SECOND**

Date	Opponent	Rank	Result	Atten.
S 7	at South Carolina	-/-	L 13-20	73,100
S 14	Western Kentucky	-/-	W 31-14	13,707
S 21	* at The Citadel	-/-	W 14-3	16,246
S 28	at Wake Forest	16/-	L 21-24	27,300
O 12	* Chattanooga	-/-	W 25-0	20,284
O 19	James Madison	19/-	W 36-0	14,007
O 26	* at Furman	15/5	L 7-21	12,224
N 2	* VMI	-/-	W 26-10	4,600
N 9	* at Western Carolina	-/-	W 27-14	12,218
N 16	* Marshall	-/20	W 40-0	8,355
N 23	* at E. Tennessee St.	16/-	W 20-3	7,450

NCAA Final Poll - 12th

**1986**  
**HEAD COACH SPARKY WOODS**  
**9-2-1 OVERALL**  
**6-0-1 SOUTHERN CONFERENCE CHAMPION**

Date	Opponent	Rank	Result	Atten.
A 30	* Western Carolina	-/-	W 17-13	22,618
S 6	at Wake Forest	-/-	L 13-21	28,700
S 13	* East Tennessee State	-/-	W 40-14	14,700
S 27	* The Citadel	10/-	W 33-10	20,800
O 4	Davidson	8/-	W 63-6	21,217
O 11	* at Chattanooga	6/-	W 20-15	9,044
O 18	at James Madison	6/-	W 21-20	12,600
O 25	* Furman	5/18	T 17-17	9,878
N 8	* at Marshall	7/17	W 27-17	12,285
N 15	* at VMI	7/-	W 19-6	3,000
N 22	North Carolina A&T	7/13	W 55-9	14,700

NCAA Division I-AA Playoffs  
 N 29 Nicholls St. 6/12 L 26-28 6,250  
 NCAA Final Poll - 6th/TSN Final Poll - 5th

**1987**  
**HEAD COACH SPARKY WOODS**  
**11-3 OVERALL**  
**7-0 SOUTHERN CONFERENCE CHAMPION**

Date	Opponent	Rank	Result	Atten.
S 5	at South Carolina	-/-	L 3-24	68,830
S 12	James Madison	-/-	W 17-10	12,862
S 19	* VMI	7/-	W 27-10	13,911
S 26	at Wake Forest	4/-	L 12-16	33,400
O 10	Liberty	4/-	W 24-6	13,715
O 17	* at Furman	3/-	W 16-8	13,147
O 24	* Chattanooga	2/17	W 17-3	23,727
O 31	* at East Tennessee State	2/-	W 28-9	5,767
N 7	* Marshall	2/18	W 17-10	14,306
N 14	* at The Citadel	2/-	W 27-17	17,349
N 21	* at Western Carolina	2/-	W 33-13	11,154

NCAA Division I-AA Playoffs  
 N 28 Richmond 2/17 W 20-3 4,138  
 D 5 Georgia Southern 2/6 W 19-0 9,229  
 D 12 Marshall 2/14 L 10-24 14,621  
 NCAA Final Poll - 2nd/TSN Final Poll - 2nd

**1988**  
**HEAD COACH SPARKY WOODS**  
**6-4-1 OVERALL**  
**4-3 SOUTHERN CONFERENCE, FOURTH**

Date	Opponent	Rank	Result	Atten.
S 3	* The Citadel	3/-	W 38-14	13,428
S 10	at James Madison	3/16	W 17-14	9,250
S 24	Gardner-Webb	2/-	W 39-10	18,262
O 1	at South Carolina	2/-	L 9-35	71,380
O 8	* at VMI	3/-	W 34-20	4,700
O 15	* Furman	3/20	L 9-24	25,301
O 22	* East Tennessee State	13/-	W 51-3	8,106
O 29	* at Marshall	11/2	L 27-30	16,447
N 5	* Western Carolina	16/-	W 42-21	12,375
N 12	* at Chattanooga	16/-	L 24-28	4,212
N 19	at Wake Forest	-/-	T 34-34	21,050

**1989**  
**HEAD COACH JERRY MOORE**  
**9-3 OVERALL**  
**5-2 SOUTHERN CONFERENCE, SECOND**

Date	Opponent	Rank	Result	Atten.
S 2	Gardner-Webb	-/-	W 43-7	12,872
S 9	at Wake Forest	-/-	W 15-10	30,200
S 16	* at The Citadel	-/-	L 13-23	17,118
S 23	James Madison	20/13	W 23-14	10,060
S 30	* at East Tennessee State	11/-	W 20-14	6,888
O 7	* VMI	-/-	W 34-0	12,379
O 14	* at Furman	8/5	L 6-31	13,435
O 28	* Chattanooga	15/-	W 41-7	20,122
N 4	* Marshall	10/19	W 28-7	11,212
N 11	Catawba	7/-	W 31-20	10,005
N 18	* at Western Carolina	7/-	W 31-20	13,118

NCAA Division I-AA Playoffs  
 N 25 at M. Tennessee St. 7/10 L 21-24 5,000  
 NCAA Final Poll - 7th/TSN Final Poll - 7th

**1990**  
**HEAD COACH JERRY MOORE**  
**6-5 OVERALL**  
**5-2 SOUTHERN CONFERENCE, SECOND**

Date	Opponent	Rank	Result	Atten.
S 1	* East Tennessee State	-/-	W 34-24	14,830
S 8	at Wake Forest	-/-	L 12-23	28,732
S 22	at Clemson	16/-	L 0-48	77,000
S 29	* The Citadel	-/9	W 27-9	18,281
O 6	at North Carolina State	-/-	L 0-56	46,000
O 13	* Furman	-/9	L 7-30	13,842
O 20	* Western Carolina	-/-	W 27-9	21,412
O 27	* at Chattanooga	-/20	W 23-17	7,527
N 3	* at Marshall	-/-	L 0-50	12,047
N 10	* at VMI	-/-	W 17-0	4,463
N 17	at James Madison	-/-	W 24-0	3,786

**1991**  
**HEAD COACH JERRY MOORE**  
**8-4 OVERALL**  
**6-1 SOUTHERN CONFERENCE CHAMPION**

Date	Opponent	Rank	Result	Atten.
A 31	* Marshall	-/14	W 9-3	17,671
S 7	at Clemson	-/-	L 0-34	72,000
S 14	* VMI	-/-	W 24-19	10,731
S 21	James Madison	19/-	L 8-31	13,467
S 28	* Chattanooga	-/10	W 42-7	18,711
O 5	at Wake Forest	-/-	W 17-3	28,234
O 12	* at East Tennessee State	17/-	W 21-14	5,416
O 19	* at Furman	16/9	W 26-23 <sup>OT</sup>	13,082
N 2	* at The Citadel	10/-	L 10-17	20,071
N 9	Mississippi College	20/-	W 31-23	17,231
N 16	* at Western Carolina	18/-	W 24-14	11,633

NCAA Division I-AA Playoffs  
 N 30 at Eastern Kentucky 17/2 L 3-14 2,750  
 NCAA Final Poll - 17th/TSN Final Poll - 10th

**1992**  
**HEAD COACH JERRY MOORE**  
**7-5 OVERALL**  
**5-2 SOUTHERN CONFERENCE, SECOND**

Date	Opponent	Rank	Result	Atten.
S 5	at NC State	17/-	L 10-35	41,095
S 12	at Wake Forest	17/-	L 7-10	24,387
S 26	* East Tennessee State	-/-	W 38-14	21,611
O 3	* The Citadel	-/-	L 0-25	24,233
O 10	at James Madison	-/-	W 27-21	14,000
O 17	* at VMI	-/-	W 27-12	7,600
O 24	* Furman	-/-	L 13-16	16,971
O 31	* at Chattanooga	-/-	W 37-13	2,931
N 7	* at Marshall	-/-	W 37-34	21,497
N 14	North Carolina A&T	-/-	W 42-6	12,687
N 21	* Western Carolina	18/-	W 14-12	17,687

NCAA Division I-AA Playoffs  
 N 28 at M. Tennessee St. 16/- L 10-35 4,000  
 NCAA Final Poll - 16th/TSN Final Poll - 16th



ALL-TIME RESULTS

1993

HEAD COACH JERRY MOORE

4-7 OVERALL

4-4 SOUTHERN CONFERENCE, FOURTH

Table with 5 columns: Date, Opponent, Rank, Result, Atten. Rows include games against N.C. A&T, Liberty, Wake Forest, The Citadel, East Tennessee State, Furman, Georgia Southern, Marshall, Chattanooga, Western Carolina, and VMI.

1994

HEAD COACH JERRY MOORE

9-4 OVERALL

6-2 SOUTHERN CONFERENCE, SECOND

Table with 5 columns: Date, Opponent, Rank, Result, Atten. Rows include games against Wake Forest, North Carolina A&T, The Citadel, E. Tennessee State, Furman, Georgia Southern, Marshall, Chattanooga, Liberty, Western Carolina, and VMI.

NCAA Division I-AA Playoffs

Table with 5 columns: Date, Opponent, Rank, Result, Atten. Rows include games against New Hampshire and Boise State.

TSN Final Poll - 9th

1997

HEAD COACH JERRY MOORE

7-4 OVERALL

6-2 SOUTHERN CONFERENCE, SECOND

Table with 5 columns: Date, Opponent, Rank, Result, Atten. Rows include games against Clemson, Eastern Kentucky, The Citadel, East Tennessee State, Furman, Georgia Southern, Wofford, Chattanooga, VMI, Western Carolina, and Liberty.

TSN Final Poll - 22nd/ESPN 22nd

1998

HEAD COACH JERRY MOORE

10-3 OVERALL

6-2 SOUTHERN CONFERENCE, SECOND

Table with 5 columns: Date, Opponent, Rank, Result, Atten. Rows include games against Liberty, E. Tennessee St., The Citadel, Wake Forest, Furman, Georgia Southern, Wofford, Chattanooga, VMI, Eastern Kentucky, and Western Carolina.

NCAA Division I-AA Playoffs

Table with 5 columns: Date, Opponent, Rank, Result, Atten. Rows include games against Tennessee State and Northwestern St.

TSN Final Poll - 6th/ESPN Final Poll - 6th



2001

HEAD COACH JERRY MOORE

9-4 OVERALL

6-2 SOUTHERN CONFERENCE, SECOND

Table with 5 columns: Date, Opponent, Rank, Result, Atten. Rows include games against Liberty, Wake Forest, The Citadel, East Tennessee State, Furman, Georgia Southern, Wofford, Chattanooga, VMI, Western Carolina, and West Virginia Tech.

NCAA Division I-AA Playoffs

Table with 5 columns: Date, Opponent, Rank, Result, Atten. Rows include games against William & Mary and Georgia Southern.

TSN Final Poll - 4th/ESPN Poll - 6th

2002

HEAD COACH JERRY MOORE

8-4 OVERALL

6-2 SOUTHERN CONFERENCE, SECOND

Table with 5 columns: Date, Opponent, Rank, Result, Atten. Rows include games against Marshall, Eastern Kentucky, Liberty, The Citadel, E. Tennessee State, Furman, Georgia Southern, Wofford, Chattanooga, VMI, and Western Carolina.

NCAA Division I-AA Playoffs

Table with 5 columns: Date, Opponent, Rank, Result, Atten. Rows include games against Maine and Western Carolina.

TSN Final Poll - 10th/ESPN Poll - 14th

2003

HEAD COACH JERRY MOORE

7-4 OVERALL

6-2 SOUTHERN CONFERENCE, SECOND

Table with 5 columns: Date, Opponent, Rank, Result, Atten. Rows include games against Hawaii, Eastern Kentucky, Morehead State, The Citadel, East Tennessee State, Furman, Georgia Southern, Wofford, Chattanooga, VMI, and Western Carolina.

2004

HEAD COACH JERRY MOORE

6-5 OVERALL

4-3 SOUTHERN CONFERENCE, THIRD

Table with 5 columns: Date, Opponent, Rank, Result, Atten. Rows include games against Wyoming, Eastern Kentucky, The Citadel, Northwestern St., Texas State, Furman, Georgia Southern, Wofford, Chattanooga, and Elon.

N 13 \* at Western Carolina\* /- L 27-30 14,714

<--- TSN Final Poll (2000) - 4th/ESPN Poll - 4th



- 1986
1987
1991
1995
1999
2005
2006
2007
2008
2005
2006
2007





SO. TE  
BEN  
JORDEN

**2005** **SOCON NCAA**

HEAD COACH JERRY MOORE

12-3 OVERALL

6-1 SOUTHERN CONFERENCE CHAMPION,  
NCAA DIVISION I-AA NATIONAL CHAMPION

Date	Opponent	Rank	Result	Atten.
S 3	at Eastern Kentucky	-/-	W 24-16	10,300
S 10	at Kansas	25/-	L 8-36	37,070
S 17	Coastal Carolina	-/17	W 30-3	23,267
S 24 *	at The Citadel	22/-	W 45-13	11,103
O 8 *	at Furman	16/6	L 31-34	14,138
O 15 *	Georgia Southern	19/16	W 24-7	21,486
O 22 *	at Wofford	16/-	W 49-17	8,398
O 29 *	Chattanooga	12/-	W 35-25	22,338
N 5	at LSU	7/6(I-A)	L 0-24	91,414
N 12 *	Western Carolina	8/-	W 35-7	25,584
N 19 *	at Elon	6/-	W 52-14	6,472

**NCAA Division I-AA Playoffs**

N 26	Lafayette	5/25	W 34-23	6,327
D 3	Southern Illinois	5/8	W 38-24	11,108
D 10	Furman	5/3	W 29-23	15,307
D 16 ^	Northern Iowa	5/7	W 21-16	20,236

^ NCAA Division I-AA National Championship  
(Chattanooga, Tenn.)

TSN Final Poll - 1st/ESPN Poll - 1st

**2006** **SOCON NCAA**

HEAD COACH JERRY MOORE

14-1 OVERALL

7-0 SOUTHERN CONFERENCE CHAMPION,  
NCAA DIVISION I NATIONAL CHAMPION

Date	Opponent	Rank	Result	Atten.
S 2	at NC State	1/-	L 10-23	57,583
S 9	James Madison	1/12	W 21-10	23,814
S 16	Mars Hill	2/-	W 41-0	24,346
S 23	at Gardner-Webb	2/-	W 45-21	8,490
S 30 *	Elon	2/-	W 45-21	26,620
O 7 *	at Chattanooga	2/-	W 56-21	8,887
O 14 *	Wofford	2/-	W 14-7	18,758
O 21 *	at Georgia Southern	1/-	W 27-20 <sup>OT</sup>	19,438
O 28 *	Furman	1/8	W 40-7	24,447
N 4 *	The Citadel	1/-	W 42-13	17,547
N 11 *	at Western Carolina	1/-	W 31-9	13,742

**NCAA Division I Championship**

N 25	Coastal Carolina	1/13	W 45-28	16,223
D 2	Montana State	1/18	W 38-17	15,116
D 9	Youngstown State	1/5	W 49-24	18,040
D 15 ^	Massachusetts	1/3	W 27-17	22,808

^ NCAA Division I National Championship  
(Chattanooga, Tenn.)

TSN Final Poll - 1st

**2007** **SOCON NCAA**

HEAD COACH JERRY MOORE

13-2 OVERALL

5-2 SOUTHERN CONFERENCE CO-CHAMPION,  
NCAA DIVISION I NATIONAL CHAMPION

Date	Opponent	Rank	Result	Atten.
S 1	at Michigan	1/5 (FBS)	W 34-32	109,218
S 8	Lenoir-Rhyne	1/-	W 48-7	28,802
S 15	Northern Arizona	1/-	W 34-21	27,104
S 22 *	at Wofford	1/13	L 31-42	11,042
S 29 *	at Elon	5/24	W 49-32	13,100
O 6	Gardner-Webb	5/-	W 45-7	27,428
O 20 *	Georgia Southern	5/-	L 35-38	28,202
O 27 *	at Furman	10/-	W 34-27	13,811
N 3 *	at The Citadel	9/-	W 45-24	19,697
N 10 *	Western Carolina	7/-	W 79-35	27,977
N 17 *	Chattanooga	6/-	W 37-17	23,328

**NCAA Division I Championship**

N 24	James Madison	5/12	W 28-27	14,040
D 1	Eastern Washington	5/14	W 38-35	16,947
D 7	Richmond	5/6	W 55-35	24,140
D 14 ^	Delaware	5/13	W 49-21	23,010

^ NCAA Division I National Championship  
(Chattanooga, Tenn.)

TSN Final Poll - 1st

ALL-TIME RESULTS

**2008** **SOCON**

HEAD COACH JERRY MOORE

11-3 OVERALL

8-0 SOUTHERN CONFERENCE CHAMPION

Date	Opponent	Rank	Result	Atten.
A 30	at LSU	1/7 (FBS)	L 13-41	91,922
S 6	Jacksonville	1/-	W 56-7	30,718
S 20	at James Madison	1/5	L 32-35	17,163
S 27	Presbyterian	3/-	W 48-14	28,405
O 4 *	The Citadel	2/12	W 47-21	29,631
O 11 *	at Samford	2/-	W 35-24	10,670
O 18 *	at Georgia Southern	2/-	W 37-36	20,851
O 25 *	Furman	2/18	W 26-14	27,848
O 31 *	Wofford	2/3	W 70-24	30,931
N 8 *	at Chattanooga	2/-	W 49-7	6,057
N 15 *	Elon	2/11	W 24-16	24,831
N 22 *	at Western Carolina	2/-	W 35-10	14,213

**NCAA Division I Championship**

N 29	South Carolina State	2/13	W 37-21	13,712
D 6	Richmond	2/7	L 13-33	15,215

TSN Final Poll - 5th/AFCA Poll - 5th

**SOCON**

CHAMPIONS

1986

1987

1991

1995

1999

2005

2006

2007

2008

**NCAA**

NATIONAL CHAMPIONS

2005

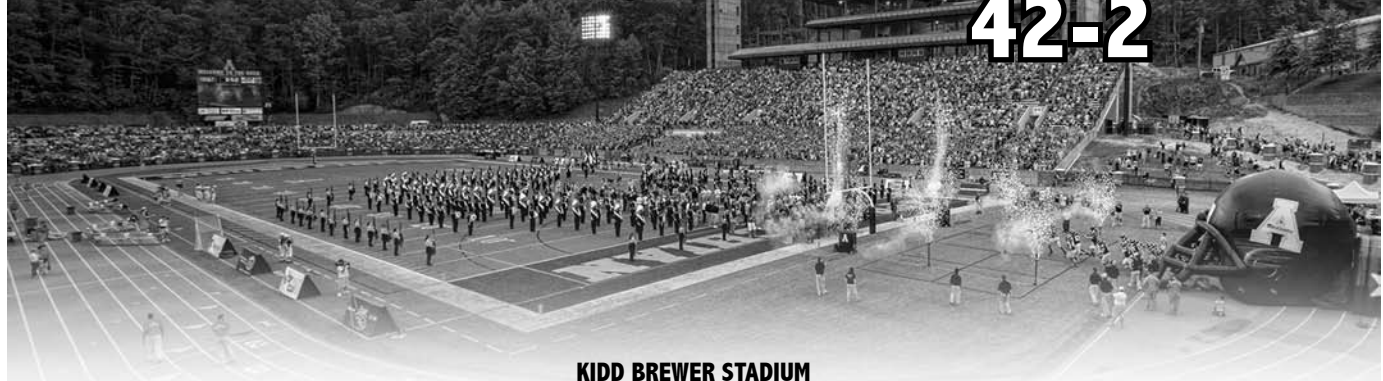
2006

2007

# WELCOME TO THE ROCK!

ELEVATION:  
**3,333 FT.**

APPALACHIAN'S RECORD AT HOME, 2003-08:  
**42-2**



**KIDD BREWER STADIUM**

Despite the standard salutation afforded to all visitors to Kidd Brewer Stadium, The Rock has offered anything but a warm welcome to opponents since it opened as Conrad Stadium on Sept. 15, 1962.

One of the most picturesque settings in all of college football, Kidd Brewer Stadium also stakes claim to being one of the toughest venues in the nation for a visiting team to leave with a victory.

Appalachian boasts a 196-60-5 record all-time at Kidd Brewer Stadium, including wins in 42 of its last 44 home games.

In addition to Mountaineer victories, Appalachian faithful enjoy one of the nation's premier gameday atmospheres at Kidd Brewer Stadium. Since the beginning of the 2005 season, ASU boasts an average regular-season home attendance of 23,324, a mark which comes in at more than 140 percent of KBS's official seating capacity of 16,650 from 2005-07 and 20,150 in '08, when a 4,400-seat upper deck opened on the stadium's east side.

ASU has led the nation in attendance each of the past two seasons. In 2008, a school-record 28,727 fans per game crammed into The Rock for six regular-season contests, including Appalachian's first-ever crowds to top 30,000 — 30,718 for the home opener versus Jacksonville and 30,931 for a nationally televised Halloween night showdown with No. 3 Wofford. Reserved seating for all six regular-season home games sold out weeks in advance of the home opener.

A multi-purpose facility that is also home to ASU's field hockey and men's and women's track and field programs, Kidd Brewer Stadium also boasts one of college football's finest settings for a sporting venue, with ASU's beautiful, modern campus and the natural beauty of the High Country serving as a backdrop.

Officially opened on September 15, 1962 as Conrad Stadium, in honor of former University trustee and R.J. Reynolds executive William J. Conrad, the stadium was originally constructed with 10,000 permanent seats.

Conrad Stadium was renamed on Sept. 3, 1988 in honor of Kidd Brewer, one of the most successful head coaches in Appalachian football history and a colorful part of North Carolina history. Brewer, a Winston-Salem, N.C., native who served as head football coach of the Mountaineers from 1935-38, compiled a 30-5-3 overall mark in his four seasons at the helm of the Apps. An All-American at Duke, Brewer's 1937 squad was unbeaten and unscored upon in the regular season.

After leaving Appalachian, Brewer started a sales career, but shortly thereafter reported for active duty in World War II. He served as a Naval lieutenant in the Pacific. After the war, Brewer was secretary to U.S. Sen. Josiah W. Bailey (D-N.C.). Upon Bailey's death in office Brewer served his replacement, Sen. William B. Umstead, as administrative assistant.

Brewer returned to North Carolina and ran for lieutenant governor in 1956. Between campaigns for governor (1964) and state court of appeals (1968), he made a name for himself as a developer, insurance salesman and philanthropist.

The stadium has undergone many face lifts since its construction, but still stands as a beacon to the Mountaineer faithful. The stadium's track measures at 3,333 feet above sea level for NCAA qualifications.

Seating capacity was expanded from its original 10,000 to 18,000 following the 1978 season. Completion of an extensive renovation and restoration project on the original 10,000 seats in 1995 readjusted the seating capacity to 16,650. A state-of-the-art "AppVision" videoboard was added in 1999 and enlarged prior to the 2001 campaign, while Appalachian was one of the initial collegiate programs in the country to install FieldTurf at its football venue in 2003. Prior to the 2008 campaign, the "AppVision" videoboard was outfitted with a new widescreen display that is nearly twice the size of the previous screen and the aforementioned east side upper deck was accompanied by a new concourse with spacious concessions and restroom facilities.

In 2009, The Rock wraps up its most extensive facelift to date. Following the 2006 season, the KBS press box was removed to make way for a new 120,000-square-foot stadium complex. The seven-story complex, which is slated to open prior to the 2009 home opener versus McNeese State, houses state-of-the-art strength and conditioning, athletic training and academic facilities to benefit all 20 of Appalachian's varsity sports, as well as extensive locker rooms, meeting space and offices for ASU football and coaches and centralized offices athletics administrators.

However, the most visible element of the crown jewel of ASU athletics' \$50 million facilities enhancement campaign is the addition of premium seating in the way of 18 luxury suites, 500 club seats and spacious Yosef Club and Chancellor's Box areas which offers spectacular views of the playing surface and campus. The premium seating ups Kidd Brewer Stadium's official seating capacity to 21,650 for 2009.

For more on ASU's first-class football facilities, see pp. 6-7.

**SOCON**

CHAMPIONS

1986

1987

1991

1995

1999

2005

2006

2007

2008

**NCAA**

NATIONAL CHAMPIONS

2005

2006

2007



*The Kidd Brewer Stadium Complex, a 120,000-square-foot state-of-the-art facility that towers above the west side of Kidd Brewer Stadium, opens this fall.*

KIDD BREWER STADIUM THROUGH THE YEARS



Conrad Stadium opened in 1962 and in 1970 became the first stadium in the Carolinas to feature an artificial playing surface.



In 1978, 8,000 seats were added to the stadium's west side, bringing capacity to 18,000. It was renamed Kidd Brewer Stadium in 1988 and extensive renovations in 1995 lowered the official seating capacity to 16,650.



A 4,400-seat upper deck on the stadium's east side raised the seating capacity to 20,150 in 2008. The addition of 18 luxury suites and 500 club seats to the stadium's west side this season ups the official capacity to 21,650.

RECORD VERSUS OPPONENTS AT KIDD BREWER STADIUM

Opponent	W	L	T	Last Mtg.	Result	Opponent	W	L	T	Last Mtg.	Result
Ball State	0	1	0	10-29-77	L, 7-38	Middle Tenn. St.	1	0	0	9-14-74	W, 18-7
Bluefield State	1	0	0	10-23-71	W, 49-0	Mississippi College	1	0	0	11-9-91	W, 31-23
Carson-Newman	4	0	0	10-25-69	W, 24-15	Montana State	1	0	0	12-2-06	W, 38-17
Catawba	5	1	1	11-11-89	W, 31-20	Morehead State	1	0	0	9-20-03	W, 24-21
Chattanooga	13	3	0	11-17-07	W, 37-17	Newberry	3	0	0	9-16-67	W, 21-12
The Citadel	16	3	0	10-4-08	W, 47-21	Nicholls State	0	1	0	11-29-86	L, 26-28
Coastal Carolina	2	0	0	11-25-06	W, 45-28	North Alabama	2	0	0	11-4-72	W, 17-3
Davidson	3	0	0	10-4-86	W, 63-6	North Carolina A&T	3	0	0	9-17-94	W, 45-0
East Carolina	2	2	0	11-5-77	L, 14-45	Northern Arizona	1	0	0	9-15-07	W, 34-21
East Tennessee St.	15	3	0	10-4-03	W, 21-7	Presbyterian	3	1	0	9-27-08	W, 48-14
Eastern Kentucky	5	0	0	9-11-04	W, 49-21	Richmond	3	2	0	12-6-08	L, 13-33
Eastern Washington	1	0	0	12-1-07	W, 38-35	Samford	0	1	0	11-7-70	L, 35-42
Edinboro (Pa.)	1	0	0	9-9-95	W, 44-7	South Carolina State	2	0	0	11-29-08	W, 37-21
Elon	7	1	0	11-15-08	W, 24-16	Southern Illinois	1	0	0	12-3-05	W, 38-24
Emory & Henry	1	3	0	11-16-68	L, 28-34	Stephen F. Austin	0	1	0	12-2-95	L, 17-37
Florida A&M	0	1	0	11-27-99	L, 29-44	Tennessee State	1	0	0	11-28-98	W, 45-31
Furman	10	8	2	10-25-08	W, 26-14	Tennessee Tech	2	0	0	9-7-96	W, 16-3
Gardner-Webb	4	0	0	10/6/07	W, 45-7	Texas State	1	0	0	10-2-04	W, 41-34
Georgia Southern	6	3	0	10-20-07	L, 35-38	Troy State	0	1	0	9-9-00	L, 28-34
Guilford	3	0	0	11-22-69	W, 24-13	VMI	9	2	1	11-9-02	W, 54-13
Jacksonville	1	0	0	9-6-08	W, 56-7	West Virginia Tech	1	0	0	11-17-01	W, 64-14
James Madison	7	2	0	11-24-07	W, 28-27	Western Carolina	16	7	0	11-10-07	W, 79-35
Lafayette	1	0	0	11-26-05	W, 34-23	Western Kentucky	1	1	0	9-14-85	W, 31-14
Lenoir-Rhyne	8	3	1	9-8-07	W, 48-7	William & Mary	1	1	0	12-1-01	W, 40-27
Liberty	5	2	0	9-1-01	W, 46-26	Wofford	11	2	0	10-31-08	W, 70-24
Maine	0	1	0	11-30-02	L, 13-14	Youngstown State	1	0	0	12-9-06	W, 49-24
Mars Hill	1	0	0	9-16-06	W, 41-0	<b>TOTAL</b>	<b>196</b>	<b>60</b>	<b>5</b>		
Marshall	8	3	0	10-26-96	L, 10-24						(.761)

APPALACHIAN COACHES AT KIDD BREWER STADIUM

Seasons	Coach	Years	W	L	T	.Pct
1962-64	Jim Duncan	3	9	2	1	.792
1965-70	Carl Messere	6	16	13	0	.552
1971-79	Jim Brakefield	9	29	15	2	.652
1980-82	Mike Working	3	10	4	1	.700
1983	Mack Brown	1	3	2	0	.600
1984-88	Sparky Woods	5	24	5	1	.816
1989-present	Jerry Moore	20	105	19	0	.847
<b>Totals</b>		<b>47</b>	<b>196</b>	<b>60</b>	<b>5</b>	<b>.761</b>

KIDD BREWER STADIUM QUICK FACTS

First Game: Sept. 15, 1962 vs. Emory and Henry  
 First Day Game: Oct. 13, 1962 vs. Catawba  
 First Win: ASU 27, Elon 12 (9/29/62)  
 First Loss: Emory and Henry 6, ASU 3 (9/15/62)  
 First Tie: ASU 21, Catawba 21 (10/13/62)  
 Games Played: 253  
 ASU Overall Record: 189-59-5 (.757)  
 Most Games Played in a Season: 9 (2006-'07)  
 Most Wins in a Season: 9 (2006)  
 Most Losses in a Season: 4 (1979)  
 Most Consecutive Wins: 30 (2003-07)  
 Most Wins in a Two-Year Span: 17 (2006-07)  
 Most Wins in a Three-Year Span: 24 (2005-07, 2006-08)  
 Most Games Versus One Opponent:

23 vs. Western Carolina

Most Wins Versus One Opponent:  
 16 vs. Western Carolina, vs. The Citadel

Different Opponents at KBS: 54  
 ASU Record in August: 2-0  
 ASU Record in September: 61-17  
 ASU Record in October: 70-26-5  
 ASU Record in November: 55-14  
 ASU Record in December: 8-3  
 ASU Record in Night Games: 37-14-1

ASU YEAR-BY-YEAR RECORDS AT KBS

Year	Won	Lost	Tied	Pct.
1962	2	1	1	.625
1963	4	0	0	1.000
1964	3	1	0	.750
1965	3	2	0	.600
1966	2	2	0	.500
1967	3	2	0	.600
1968	4	1	0	.800
1969	2	3	0	.400
1970	2	3	0	.400
1971	4	1	0	.800
1972	3	2	0	.600
1973	3	1	1	.700
1974	4	1	0	.800
1975	4	1	0	.800
1976	4	0	1	.900
1977	2	3	0	.400
1978	3	2	0	.600
1979	2	4	0	.333
1980	4	1	0	.800
1981	3	1	1	.700
1982	3	2	0	.600
1983	3	2	0	.600
1984	3	2	0	.600
1985	5	0	0	1.000
1986	5	1	1	.786
1987	7	1	0	.875
1988	4	1	0	.800
1989	6	0	0	1.000
1990	3	1	0	.750
1991	4	1	0	.800
1992	3	2	0	.600
1993	3	2	0	.600
1994	5	1	0	.833
1995	6	1	0	.857
1996	3	2	0	.600
1997	4	2	0	.667
1998	6	0	0	1.000
1999	5	1	0	.833
2000	5	1	0	.833
2001	6	1	0	.857
2002	4	2	0	.667
2003	5	0	0	1.000
2004	6	0	0	1.000
2005	7	0	0	1.000
2006	9	0	0	1.000
2007	8	1	0	.889
2008	7	1	0	.778
<b>Total</b>	<b>196</b>	<b>60</b>	<b>5</b>	<b>.761</b>



HEAD COACH  
 JERRY  
 MOORE

**SOCON**  
 CHAMPIONS

- 1986
- 1987
- 1991
- 1995
- 1999
- 2005
- 2006
- 2007
- 2008

**NCAA**  
 NATIONAL CHAMPIONS

- 2005
- 2006
- 2007

Year	G	OVERALL			YEAR-BY-YEAR ATTENDANCE				YEAR-BY-YEAR ATTENDANCE			
		Total	Average	Largest	HOME			AWAY				
					G	Total	Average	Largest	G	Total	Average	Largest
1971	11	83,476	7,549	13,250	5	36,800	7,360	10,500	6	46,676	7,779	13,250
1972	11	119,336	10,849	36,836	5	37,000	11,008	8,500	6	82,336	13,723	36,836
1973	11	126,093	11,463	33,705	5	40,355	8,071	10,650	6	85,738	14,290	33,705
1974	11	135,676	12,334	32,285	5	55,041	11,008	13,500	6	80,635	13,439	32,285
1975	11	181,272	16,479	47,489	5	60,576	12,115	14,195	6	120,696	20,116	47,489
1976	11	146,062	13,278	44,536	5	57,996	11,593	15,068	6	88,066	14,678	44,536
1977	11	158,581	14,507	50,114	5	56,032	11,206	12,813	6	102,549	17,092	50,114
1978	11	128,744	11,704	19,726	5	58,417	11,683	15,768	6	70,327	11,721	19,726
1979	11	168,919	15,356	30,300	6	68,513	11,419	17,124	5	100,406	20,081	30,300
1980	11	172,570	15,688	41,800	5	70,960	14,192	15,850	6	101,610	16,935	41,800
1981	11	189,109	17,192	45,200	5	64,760	12,952	18,830	6	124,349	20,725	45,200
1982	11	160,704	14,609	37,400	5	64,850	12,970	16,150	6	95,854	15,976	37,400
1983	11	185,133	16,820	40,800	5	64,365	12,873	16,621	6	120,768	20,128	40,800
1984	11	202,277	18,389	74,000	5	68,028	13,606	18,629	6	134,249	22,375	74,000
1985	11	209,491	19,045	73,100	5	60,953	12,191	20,284	6	148,538	24,756	73,100
1986	12	175,292	14,608	28,700	7	109,663	15,666	22,618	5	65,629	13,126	28,700
1987	14	256,156	18,297	68,830	8	106,509	13,313	23,727	6	149,647	24,941	68,830
1988	11	204,511	18,592	71,380	5	77,472	15,494	25,301	6	127,039	21,173	71,380
1989	12	162,409	13,534	30,200	6	76,650	12,775	20,122	6	85,759	14,293	30,200
1990	11	247,920	22,538	77,000	4	68,365	17,091	21,412	7	179,555	25,651	77,000
1991	12	230,997	19,250	72,000	5	77,811	15,562	18,711	7	153,186	21,884	72,000
1992	12	208,699	17,392	41,095	5	93,189	18,638	24,233	7	115,510	16,501	41,095
1993	11	161,264	14,660	26,918	5	67,230	13,446	19,111	6	94,034	15,672	26,918
1994	13	178,936	13,764	25,067	6	89,524	14,921	19,781	7	89,412	12,773	25,067
1995	13	173,731	13,364	26,982	7	88,209	12,601	18,327	6	85,522	14,254	26,982
1996	11	136,665	12,424	23,458	5	71,443	14,289	23,458	6	65,222	10,870	21,129
1997	11	163,814	14,892	62,000	6	73,582	12,264	16,761	5	90,232	18,046	62,000
1998	13	168,526	12,963	26,885	6	78,464	13,077	18,391	7	90,062	12,866	26,885
1999	12	222,605	18,550	78,128	6	98,614	16,436	24,343	6	123,991	20,665	78,128
2000	14	175,574	12,541	26,853	6	78,094	13,016	17,647	8	97,480	12,185	26,853
2001	13	167,628	12,894	29,127	7	84,859	12,123	17,779	6	82,769	13,795	29,127
2002	12	155,643	12,970	31,042	6	75,518	12,586	17,381	6	80,125	13,354	31,042
2003	11	176,892	16,081	42,996	5	73,307	14,661	19,421	6	103,585	17,264	42,996
2004	11	146,446	13,313	22,421	6	81,338	13,556	19,777	5	65,108	13,022	22,421
2005	15	324,548	21,636	91,414	7	125,417	17,917	25,584	7	178,895	25,556	91,414
2006	15	315,859	21,057	57,583	9	184,911	20,546	26,620	5	108,140	21,628	57,583
2007	15	384,836	25,656	109,218	9	217,968	24,219	28,802	5	166,868	33,374	109,218
2008	14	362,167	25,869	91,922	8	201,291	25,161	30,931	6	160,876	26,813	91,922
<b>Totals</b>	<b>453</b>	<b>7,091,669</b>	<b>15,655</b>	<b>109,218</b>	<b>220</b>	<b>3,090,767</b>	<b>14,049</b>	<b>30,931</b>	<b>230</b>	<b>3,733,699</b>	<b>16,933</b>	<b>109,218</b>



- 1987
- 1991
- 1995
- 1999
- 2005
- 2006
- 2007
- 2008
- NCAA NATIONAL CHAMPIONS 2005
- 2006
- 2007

**TOP 10 HOME CROWDS**

Atten.	Opponent	Result	Date
1) 30,931	Wofford	W, 70-24	Oct. 31, 2008
2) 30,718	Jacksonville	W, 56-7	Sept. 6, 2008
3) 29,631	The Citadel	W, 47-21	Oct. 4, 2008
4) 28,802	Lenoir-Rhyne	W, 48-7	Sept. 8, 2007
5) 28,405	Presbyterian	W, 48-14	Sept. 27, 2008
6) 28,202	Georgia Southern	L, 38-35	Oct. 20, 2007
7) 27,977	Western Carolina	W, 79-35	Nov. 10, 2007
8) 27,848	Furman	W, 26-14	Oct. 25, 2008
9) 27,428	Gardner-Webb	W, 45-7	Oct. 6, 2007
10) 27,104	Northern Arizona	W, 34-21	Sept. 15, 2007

**TOP 10 ROAD CROWDS**

Atten.	Opponent	Result	Date
1) 109,218	at Michigan	W, 34-32	Sept. 1, 2007
2) 91,922	at LSU	L, 41-13	Aug. 30, 2008
3) 91,414	at LSU	L, 24-0	Nov. 5, 2005
4) 78,128	at Auburn	L, 22-15	Sept. 5, 1999
5) 77,000	at Clemson	L, 48-0	Sept. 22, 1990
6) 74,000	at Clemson	L, 40-7	Sept. 1, 1984
7) 73,100	at South Carolina	L, 20-13	Sept. 7, 1985
8) 72,000	at Clemson	L, 34-0	Sept. 7, 1991
9) 71,380	at South Carolina	L, 35-9	Oct. 1, 1988
10) 68,380	at South Carolina	L, 24-3	Sept. 5, 1987



A school-record 30,931 crammed into Kidd Brewer Stadium to see No. 2 Appalachian rout No. 3 Wofford, 70-24, on Halloween night, 2008.



A crowd of 109,218 — the largest ever for an Appalachian sporting event — witnessed one of the biggest upsets in sports history when ASU knocked off Michigan on Sept. 1, 2007 at U-M's vaunted "Big House."

## SEASON OPENERS (46-30-3 — .601)

Year	Date	Opponent	Score
1928	Sept. 29	at Mountain City	L, 0-26
1929	Sept. 30	at Carson-Newman	T, 0-0
1930	Sept. 20	Lincoln Memorial	W, 34-0
1931	Sept. 19	Campbell	W, 20-6
1932	Sept. 24	at NC State	L, 0-31
1933	Sept. 22	Erskine	L, 7-13
1934	Sept. 27	at Milligan	L, 6-13
1935	Sept. 27	at Lenoir-Rhyne	T, 0-0
1936	Sept. 26	at Piedmont	W, 115-0
1937	Sept. 25	Cumberland (Tenn.)	W, 39-0
1938	Oct. 1	Newberry	W, 7-0
1939	Sept. 15	Rollins	L, 7-14
1940	Sept. 13	at Tampa	W, 13-6
1941	Sept. 19	at Newberry	W, 14-12
1942	Sept. 18	at Navy Apprentice	W, 16-14
1943-44		—No Games—	
1945	Sept. 29	Milligan	L, 7-26
1946	Sept. 21	at Newberry	W, 28-19
1947	Sept. 19	at Guilford	W, 23-12
1948	Sept. 18	Guilford	W, 21-14
1949	Sept. 10	Navy Apprentice	W, 35-0
1950	Sept. 9	Guilford	W, 32-2
1951	Sept. 15	at Guilford	W, 20-0
1952	Sept. 14	Guilford	W, 13-12
1953	Sept. 20	at Guilford	L, 12-14
1954	Sept. 11	Guilford	W, 19-6
1955	Sept. 7	Newport News	W, 46-7
1956	Sept. 15	at Western Carolina	W, 19-7
1957	Sept. 14	Presbyterian	W, 20-7
1958	Sept. 20	at East Tennessee State	W, 12-0
1959	Sept. 19	at Emory & Henry	W, 21-0
1960	Sept. 17	Emory & Henry	W, 7-0
1961	Sept. 16	at Emory & Henry	W, 22-6
1962	Sept. 15	Emory & Henry	L, 3-6
1963	Sept. 14	at Wofford	L, 14-21
1964	Sept. 19	at Newberry	W, 20-6
1965	Sept. 18	Newberry	W, 10-7
1966	Sept. 17	at Newberry	L, 14-15
1967	Sept. 16	Newberry	W, 21-12
1968	Sept. 21	at Newberry	W, 55-14
1969	Sept. 13	at East Tennessee State	L, 16-18
1970	Sept. 19	at Guilford	W, 35-27
1971	Sept. 11	at Furman	T, 0-0
1972	Sept. 9	at Western Kentucky	W, 7-6
1973	Sept. 8	Western Kentucky	L, 7-42
1974	Sept. 7	East Tennessee State	W, 16-7
1975	Sept. 13	East Carolina	W, 41-25
1976	Sept. 4	at South Carolina	L, 10-21
1977	Sept. 3	at South Carolina	L, 17-32
1978	Sept. 9	Wofford	W, 35-14
1979	Sept. 8	at Wake Forest	L, 22-30
1980	Sept. 6	at James Madison	W, 34-6
1981	Sept. 5	Lenoir-Rhyne	W, 48-9
1982	Sept. 11	at James Madison	L, 35-39
1983	Sept. 3	at Wake Forest	W, 27-25
1984	Sept. 1	at Clemson	L, 7-40
1985	Sept. 7	at South Carolina	L, 13-20
1986	Aug. 30	Western Carolina	W, 17-13
1987	Sept. 5	at South Carolina	L, 3-24
1988	Sept. 3	The Citadel	W, 38-14
1989	Sept. 2	Gardner-Webb	W, 43-7
1990	Sept. 1	East Tennessee State	W, 34-24
1991	Aug. 31	Marshall	W, 9-3
1992	Sept. 5	at North Carolina State	L, 10-35
1993	Sept. 4	at North Carolina A&T	L, 10-22
1994	Sept. 10	at Wake Forest	L, 10-12
1995	Aug. 31	at Wake Forest	W, 24-22
1996	Aug. 29	at Wake Forest	L, 13-19
1997	Sept. 6	at Clemson	L, 12-23
1998	Sept. 5	Liberty	W, 28-19
1999	Sept. 4	at Auburn	L, 15-22
2000	Aug. 31	at Wake Forest	W, 20-16
2001	Sept. 1	Liberty	W, 46-26
2002	Aug. 31	at Marshall	L, 17-50
2003	Aug. 30	at Hawaii	L, 17-40
2004	Sept. 4	at Wyoming	L, 7-53
2005	Sept. 3	at Eastern Kentucky	W, 24-16
2006	Sept. 2	at NC State	L, 10-23
2007	Sept. 1	at Michigan	W, 34-32
2008	Aug. 30	at LSU	L, 13-41

## HOME OPENERS (58-18-2 — .756)

Year	Date	Opponent	Score
1928	Oct. 13	Morganton	L, 0-7
1929	Oct. 7	Catawba	T, 0-0
1930	Sept. 27	King	L, 7-18
1931	Sept. 19	Campbell	W, 20-6
1932	Oct. 7	High Point	L, 7-13
1933	Sept. 22	Erskine	L, 7-13
1934	Oct. 4	Erskine	T, 0-0
1935	Oct. 5	Piedmont	W, 15-0
1936	Oct. 10	Guilford	W, 52-0
1937	Sept. 25	Cumberland (Tenn.)	W, 39-0
1938	Oct. 1	Newberry	W, 7-0
1939	Sept. 15	Rollins	L, 7-14
1940	Sept. 27	Carson-Newman	W, 23-6
1941	Sept. 27	Arkansas-Monticello	W, 67-0
1942	Oct. 10	High Point	W, 27-0
1943-44		—No Games—	
1945	Sept. 29	Milligan	L, 7-26
1946	Sept. 28	Elon	W, 40-0
1947	Sept. 26	Newberry	W, 18-7
1948	Sept. 18	Guilford	W, 21-14
1949	Sept. 10	Navy Apprentice	W, 35-0
1950	Sept. 9	Guilford	W, 32-2
1951	Sept. 22	Western Carolina	W, 26-6
1952	Sept. 14	Guilford	W, 13-12
1953	Sept. 27	Western Carolina	W, 7-0
1954	Sept. 11	Guilford	W, 19-6
1955	Sept. 7	Newport News	W, 46-7
1956	Sept. 22	Elon	L, 7-19
1957	Sept. 14	Presbyterian	W, 20-7
1958	Oct. 4	Elon	W, 32-20
1959	Sept. 26	Western Carolina	W, 14-12
1960	Sept. 17	Emory & Henry	W, 7-0
1961		—No Home Games (Stadium Construction)—	
1962	Sept. 15	Emory & Henry	L, 3-6
1963	Sept. 21	Newberry	W, 14-0
1964	Oct. 3	Elon	L, 7-28
1965	Sept. 18	Newberry	W, 10-7
1966	Oct. 1	Elon	W, 8-2
1967	Sept. 16	Newberry	W, 21-12
1968	Oct. 5	Elon	W, 70-26
1969	Sept. 27	Western Carolina	L, 7-35
1970	Oct. 3	Elon	W, 21-0
1971	Sept. 25	Western Carolina	L, 0-26
1972	Sept. 16	The Citadel	L, 21-28
1973	Sept. 8	Western Kentucky	L, 7-42
1974	Sept. 7	East Tennessee State	W, 16-7
1975	Sept. 13	East Carolina	W, 41-25
1976	Sept. 11	East Tennessee State	W, 44-3
1977	Sept. 17	Chattanooga	L, 7-14
1978	Sept. 9	Wofford	W, 35-14
1979	Sept. 22	Western Carolina	W, 35-27
1980	Sept. 13	The Citadel	W, 17-14
1981	Sept. 5	Lenoir-Rhyne	W, 48-9
1982	Sept. 18	Furman	L, 21-27
1983	Sept. 10	James Madison	L, 20-24
1984	Sept. 22	East Tennessee State	W, 14-0
1985	Sept. 14	Western Kentucky	W, 31-14
1986	Aug. 30	Western Carolina	W, 17-13
1987	Sept. 12	James Madison	W, 17-10
1988	Sept. 3	The Citadel	W, 38-14
1989	Sept. 2	Gardner-Webb	W, 43-7
1990	Sept. 1	East Tennessee State	W, 34-24
1991	Aug. 31	Marshall	W, 9-3
1992	Sept. 26	East Tennessee State	W, 38-14
1993	Sept. 11	Liberty	L, 14-20
1994	Sept. 17	North Carolina A&T	W, 45-0
1995	Sept. 9	Edinboro	W, 44-7
1996	Sept. 7	Tennessee Tech	W, 16-3
1997	Sept. 20	Eastern Kentucky	W, 27-23
1998	Sept. 5	Liberty	W, 28-19
1999	Sept. 11	Eastern Kentucky	W, 34-20
2000	Sept. 9	Troy State	L, 28-34
2001	Sept. 1	Liberty	W, 46-26
2002	Sept. 14	Eastern Kentucky	W, 36-28
2003	Sept. 20	Morehead State	W, 24-21
2004	Sept. 11	Eastern Kentucky	W, 49-21
2005	Sept. 17	Coastal Carolina	W, 30-3
2006	Sept. 9	James Madison	W, 21-10
2007	Sept. 8	Lenoir-Rhyne	W, 48-7
2008	Sept. 6	Jacksonville	W, 56-7

## HOMECOMING (34-11-2 — .745)

Year	Date	Opponent	Score
1962	Oct. 13	Catawba	T, 21-21
1963	Oct. 26	Carson-Newman	W, 24-0
1964	Oct. 17	Catawba	W, 40-20
1965	Oct. 23	Carson-Newman	W, 17-7
1966	Oct. 15	Catawba	L, 17-18
1967	Oct. 21	Carson-Newman	W, 18-14
1968	Oct. 19	Catawba	W, 41-14
1969	Oct. 25	Carson-Newman	W, 24-15
1970	Oct. 17	Catawba	W, 48-21
1971	Oct. 16	Catawba	W, 55-21
1972	Sept. 30	Furman	L, 17-20
1973	Sept. 29	Davidson	W, 24-8
1974	Nov. 2	Furman	W, 27-3
1975	Oct. 25	Richmond	L, 17-24
1976	Oct. 30	The Citadel	W, 31-13
1977	Oct. 29	Ball State	L, 7-38
1978	Oct. 28	East Tennessee State	L, 34-35
1979	Oct. 6	Chattanooga	L, 21-24
1980	Oct. 25	Furman	L, 20-21
1981	Oct. 17	Virginia Military	T, 14-14
1982	Oct. 30	East Tennessee State	W, 29-13
1983	Oct. 15	Gardner-Webb	W, 21-17
1984	Oct. 20	Furman	W, 21-14
1985	Oct. 12	Chattanooga	W, 25-0
1986	Oct. 4	Davidson	W, 63-6
1987	Oct. 24	Chattanooga	W, 17-3
1988	Oct. 15	Furman	L, 9-24
1989	Oct. 28	Chattanooga	W, 41-7
1990	Oct. 20	Western Carolina	W, 27-9
1991	Nov. 9	Mississippi College	W, 31-23
1992	Oct. 3	The Citadel	L, 0-25
1993	Oct. 30	Chattanooga	W, 39-14
1994	Nov. 5	Liberty	W, 41-40
1995	Oct. 28	Chattanooga	W, 31-18
1996	Oct. 26	Marshall	L, 10-24
1997	Nov. 1	Chattanooga	W, 41-7
1998	Nov. 7	VMI	W, 51-0
1999	Oct. 2	East Tennessee State	W, 23-19
2000	Oct. 21	Wofford	W, 42-16
2001	Oct. 27	Chattanooga	W, 51-14
2002	Oct. 26	Wofford	L, 19-26
2003	Oct. 4	East Tennessee State	W, 21-7
2004	Oct. 23	Wofford	W, 38-17
2005	Oct. 29	Chattanooga	W, 35-25
2006	Sept. 30	Elon	W, 45-21
2007	Oct. 6	Gardner-Webb	W, 45-7
2008	Oct. 4	The Citadel	W, 47-21



SR. QB ARMANTI EDWARDS



1986

1987

1991

1995

1999

2005

2006

2007


2008



2005

2006

2007



TELEVISION APPEARANCES

TELEVISION APPEARANCES BREAKDOWN

<b>Record in Televised Games:</b> .....	56-29
<b>at Kidd Brewer Stadium:</b> .....	39-10
<b>on the road:</b> .....	14-19
<b>at neutral sites:</b> .....	3-0
<b>on national television:</b> .....	17-3
<b>Most Televised Games in a Season:</b> .....	10 — 2007 (8-2)
9 — 2005 (8-1)	
8 — 2008 (5-3)	
7 — 2006 (7-0)	
6 — 2002 (4-2)	
6 — 2003 (3-3)	
<b>Record on ABC:</b> .....	1-3
<b>on Big Ten Network:</b> .....	1-0
<b>on CBS:</b> .....	1-0
<b>on C-SET:</b> .....	0-1
<b>on CN8:</b> .....	0-1
<b>on College Sports Television:</b> .....	1-1
<b>on College Sports Southeast:</b> .....	0-1
<b>on Comcast Sports Southeast:</b> .....	5-5
<b>on ESPN:</b> .....	2-0
<b>on ESPN2:</b> .....	7-0
<b>on ESPNU:</b> .....	5-0
<b>on ESPN Classic:</b> .....	0-1
<b>on ESPN Plus:</b> .....	0-1
<b>on ESPN Gameplan:</b> .....	1-1
<b>on FOX Sports Net South:</b> .....	11-5
<b>on Home Team Sports:</b> .....	0-1
<b>on MASN:</b> .....	0-1
<b>on SoCon TV:</b> .....	0-1
<b>on SportSouth:</b> .....	15-3
<b>on The Football Network:</b> .....	1-1
<b>on local broadcasts:</b> .....	4-2

ALL-TIME TELEVISED GAMES

Date	Network	Opponent	Score
10-20-76	ABC	at East Carolina	L, 7-35
10-18-78	ABC	at Western Carolina	W, 39-13
9-22-79	ESPN	Western Carolina	W, 35-27
10-25-80	ABC	Furman	L, 20-21
9-26-81	ABC	at The Citadel	L, 20-34
9-23-83	CBS	at The Citadel	W, 27-16
8-30-86	Local	Western Carolina	W, 17-13
11-7-87	Local	Marshall	W, 17-10
12-5-87	Local	Georgia Southern*	W, 19-0
12-12-87	Local	Marshall*	L, 10-24
10-15-88	SoCon	Furman	L, 9-24
8-31-91	SS	Marshall	W, 9-3
9-28-91	SS	Chattanooga	W, 42-7
11-7-92	SS	at Marshall	W, 37-34
10-16-93	SS	Georgia Southern	L, 28-34
10-23-93	SS	at Marshall	L, 3-35
10-8-94	SS	Furman	W, 30-6
10-22-94	SS	Marshall	W, 24-14
10-14-95	SS	Georgia Southern	W, 27-17
10-21-95	SS	at Marshall	W, 10-3
10-26-96	SS	Marshall	W, 10-24
11-23-96	SS	VMI	W, 26-14
9-20-97	FSNS	Eastern Kentucky	W, 27-23
10-4-97	FSNS	East Tennessee State	L, 19-25
10-10-98	FSNS	Furman	W, 26-13
11-21-98	FSNS	at Western Carolina	L, 6-23
9-4-99	COSE	at Auburn	L, 15-22
10-16-99	FSNS	Georgia Southern	W, 17-16
11-27-99	HTS	Florida A&M*	L, 29-44
9-9-00	CSS	Troy State	L, 28-34
10-7-00	FSNS	Furman	W, 18-17
10-14-00	CSS	at Georgia Southern	L, 28-34
12-9-00	Local	at Montana*	L, 16-19 <sup>OT</sup>
10-6-01	CSS	at Furman	L, 22-28
10-13-01	FSNS	Georgia Southern	L, 18-27
8-31-02	ESPN+	at Marshall	L, 17-50
9-14-02	FSNS	Eastern Kentucky	W, 36-28
9-21-02	CSS	at Liberty	W, 29-22
10-12-02	FSNS	Furman	W, 16-15
10-19-02	FSNS	at Georgia Southern	L, 20-36
11-16-02	FSNS	at Western Carolina	W, 24-14
8-30-03	FSNS	at Hawaii	L, 17-40
9-6-03	CSTV	at Eastern Kentucky	L, 7-35
10-4-03	TFN	East Tennessee State	W, 21-7
10-11-03	FSNS	at Furman	W, 13-10
10-18-03	FSNS	Georgia Southern	W, 28-21
10-25-03	TFN	at Wofford	L, 14-24
10-09-04	FSNS	Furman	W, 30-29

Date	Network	Opponent	Score
10-16-04	CSS	at Georgia Southern	L, 7-54
10-23-04	CSTV	Wofford	W, 38-17
11-13-04	CSET	at Western Carolina	L, 27-30
10-8-05	CSS	at Furman	L, 31-34
10-15-05	FSNS	Georgia Southern	W, 24-7
10-22-05	CSS	at Wofford	W, 49-17
10-29-05	CSS	Chattanooga	W, 35-25
11-12-05	CSS	Western Carolina	W, 35-25
11-26-05	Local	Lafayette*	W, 34-23
12-3-05	ESPN2	Southern Illinois*	W, 38-24
12-10-05	ESPN2	Furman*	W, 29-23
12-16-05	ESPN2	Northern Iowa*	W, 21-16
9-23-06	ESPN2	at Gardner-Webb	W, 41-6
10-21-06	SS	at Georgia Southern	W, 27-20 <sup>2OT</sup>
10-28-06	SS	Furman	W, 40-7
11-25-06	ESPN2	Coastal Carolina*	W, 45-28
12-2-06	ESPN2	Montana State*	W, 38-17
12-9-06	ESPN	Youngstown State*	W, 49-24
12-15-06	ESPN2	Massachusetts*	W, 28-17
9-1-07	Big 10	at Michigan	W, 34-32
9-22-07	SS	at Wofford	L, 31-42
10-20-07	MASN	Georgia Southern	L, 35-38
10-27-07	SS	at Furman	W, 34-27
11-10-07	ESPN2	Western Carolina	W, 79-35
11-17-07	SS	Chattanooga	W, 37-17
11-24-07	CSS	James Madison*	W, 28-27
12-1-07	ESPN GP	Eastern Washington*	W, 38-35
12-7-07	ESPN2	Richmond*	W, 55-35
12-14-07	ESPN2	Delaware*	W, 49-21
8-30-08	ESPN Classic	at LSU	L, 13-41
9-20-08	CN8	at James Madison	L, 32-35
10-4-08	SS	The Citadel	W, 47-21
10-18-08	SS	at Georgia Southern	W, 37-36
10-31-08	ESPN2	Wofford	W, 70-24
11-22-08	SS	at Western Carolina	W, 35-10
11-29-08	ESPN2	South Carolina State*	W, 37-21
12-6-08	ESPN GP	Richmond*	L, 13-33

\* — NCAA I-AA/FCS playoffs  
 Big 10 — Big Ten Network  
 CSET — Carolinas Sports Entertainment Television  
 CSS — Comcast Sports Southeast  
 COSE — College Sports Southeast  
 CSTV — College Sports Television  
 ESPN+ — ESPN Plus  
 ESPN GP — ESPN Gameplan  
 FSNS — Fox Sports Net South  
 HTS — Home Team Sports  
 MASN — Mid-Atlantic Sports Network  
 SoCon — Southern Conference Television  
 SS — SportsSouth  
 TFN — The Football Network



Appalachian is 17-3 all-time in nationally televised games, including 14-0 in games played on ESPN, ESPN2 or ESPNU.

**SOCON**  
CHAMPIONS

1986

1987

1991

1995

1999

2005

2006

2007

2008

**NCAA**  
NATIONAL  
CHAMPIONS

2005

2006

2007





SR. LB  
JACQUE  
ROMAN

NATIONAL RANKINGS BREAKDOWN					NATIONAL RANKINGS					WHEN OPPONENT IS RANKED				
Year	Weeks Ranked	Record as a Ranked Team	Highest Rank	Final Rank	WHEN APPALACHIAN IS RANKED					WHEN OPPONENT IS RANKED				
					Rk.	Rec.	Last Time	Opponent	Result	Rk.	Rec.	Last Time	Opponent	Result
1982	0	0-0	—	NR	1	12-4	9-20-08	James Madison	L, 35-32	1	2-4	10-13-01	Georgia Southern	L, 27-18
1983	3	2-1	10th	NR	2	35-5	12-6-08	Richmond*	L, 33-13	2	1-7	10-16-04	at Georgia Southern	L, 54-7
1984	0	0-0	—	NR	3	7-6	10-19-02	at Georgia Southern	L, 36-20	3	5-2	10-31-08	Wofford	W, 70-24
1985	5	2-2	12th	12th	4	8-6	10-12-02	Furman	W, 16-15	4	0-2	10-23-93	at Marshall	L, 35-3
1986	10	7-1-1	5th	6th	5	17-4-1	12-14-07	vs. Delaware*	W, 49-21	5	5-4	9-20-08	at James Madison	L, 35-32
1987	13	10-2	2nd	2nd	6	12-3	11-17-07	Chattanooga	W, 37-17	6	4-4	12-7-07	Richmond*	W, 55-35
1988	10	6-4	2nd	NR	7	11-4	11-10-07	Western Carolina	W, 79-35	7	2-2	12-6-08	Richmond*	L, 33-13
1989	10	7-2	7th	7th	8	6-2	11-12-05	Western Carolina	W, 35-7	8	2-1	10-28-06	Furman	W, 40-7
1990	1	0-1	16th	NR	9	5-1	11-3-07	at The Citadel	W, 45-24	9	3-1	10-18-97	Georgia Southern	W, 24-12
1991	9	4-3	10th	17th	10	5-3	10-27-07	at Furman	W, 34-27	10	3-1	10-18-03	Georgia Southern	W, 28-21
1992	5	1-3	16th	16th	11	3-3	9-6-03	at Eastern Kentucky	L, 35-7	11	1-0	11-15-08	Elon	W, 24-16
1993	1	0-1	18th	NR	12	4-0	10-29-05	Chattanooga	W, 35-25	12	4-1	10-4-08	The Citadel	W, 47-21
1994	10	6-3	9th	9th	13	2-0	11-5-94	Liberty	W, 41-40	13	8-5	12-14-07	vs. Delaware*	W, 49-21
1995	14	12-1	2nd	5th	14	7-4	11-9-02	VMI	W, 54-13	14	2-2	12-1-07	Eastern Washington*	W, 38-35
1996	10	5-4	4th	22nd	15	4-3	10-16-04	at Georgia Southern	L, 54-7	15	0-0	—	—	—
1997	11	6-4	6th	22nd	16	4-5	10-22-05	at Wofford	W, 49-17	16	4-0	10-15-05	Georgia Southern	W, 24-7
1998	13	9-3	3rd	6th	17	3-6	10-30-04	at Chattanooga	L, 59-56	17	5-0	9-17-05	Coastal Carolina	W, 30-3
1999	13	9-3	3rd	T-9th	18	4-2	11-2-97	Chattanooga	W, 41-7	18	4-1-1	10-25-08	Furman*	W, 26-14
2000	15	10-4	4th	4th	19	2-1	10-15-05	Georgia Southern	W, 24-7	19	2-2	9-25-04	at Northwestern State	L, 40-35
2001	13	9-4	3rd	6th	20	3-2	9-18-04	The Citadel	W, 28-14	20	4-1	9-11-04	Eastern Kentucky	W, 49-21
2002	12	8-4	2nd	10th	21	3-0	10-9-04	Furman	W, 30-29	21	0-0	—	—	—
2003	2	0-2	9th	NR	22	2-0	9-24-05	at The Citadel	W, 45-13	22	0-0	—	—	—
2004	9	5-4	15th	NR	23	1-0	10-23-04	Wofford	W, 38-17	23	2-0	9-11-99	Eastern Kentucky	W, 34-20
2005	14	10-3	1st	1st	24	3-0	10-2-04	Texas State	W, 41-34	24	1-0	9-29-07	at Elon	W, 49-32
2006	16	14-1	1st	1st	25	1-1	9-10-05	at Kansas	L, 38-8	25	2-5	11-26-05	Lafayette*	W, 34-23
2007	16	13-2	1st	1st	*denotes postseason					*denotes postseason				
2008	15	11-3	1st	5th										
<b>Totals</b>	<b>249</b>	<b>166-65-1 (.718)</b>	<b>1st</b>	<b>—</b>										

**SOCON**  
CHAMPIONS

1986

1987

1991

1995

1999

2005

2006

2007

2008


**NCAA**

NATIONAL CHAMPIONS

2005

2006

2007



No. 2 Appalachian demolished third-ranked Wofford, 70-24, on Oct. 31, 2008.

## MOUNTAINEERS IN THE NFL

### ASU IN THE NFL DRAFT

Year	Player, Pos.	Chosen by	Round	Pick
1942	George Watts, T	Washington	15	142
1948	John Hollar, B	Chi. Cardinals	11	106
1949	Tom Murdock, B	Chi. Cardinals	16	157
1964	Larry Hand, T	Detroit	10	94
1965	Larry Harbin, B	Detroit	8	108
1984	Leroy Howell, DE	Buffalo	9	236
1986	Dino Hackett, LB	Kansas City	2	35
1988	Steve Wilkes, TE	N.Y. Giants	10	265
1990	Derrick Graham, OT	Kansas City	5	137
	Keith Collins, DB	San Diego	7	193
1992	Gary Dandridge, DB	Seattle	5	122
	Mike Frier, DT	Seattle	7	178
1993	Harold Alexander, P	Atlanta	3	67
1996	Matt Stevens, DB	Buffalo	3	87
1997	Dexter Coakley, LB	Dallas	3	65
2001	Corey Hall, DB	Atlanta	7	215
2008	Dexter Jackson, WR	Tampa Bay	2	58
	Corey Lynch, DB	Cincinnati	6	177

### ASU IN THE AFL DRAFT

Year	Player, Pos.	Chosen by	Round	Pick
1964	Larry Hand, T	N.Y. Jets	21	163

### FORMER MOUNTAINEERS IN THE NFL

Player, Pos.	Team	Year(s)	Player, Pos.	Team	Year(s)
Harold Alexander, P	Atlanta Falcons	1993-94	Russell Payne, TE	Denver Broncos	1987
Jimmy Armstrong, DB	Dallas Cowboys	1987	Mark Royals, P	Philadelphia Eagles	1986
Doug Beaty, RB	Detroit Lions	1988		St. Louis Cardinals	1986
Kenny Blacknell, LB	Dallas Cowboys	1987		Tampa Bay Buccaneers	1989-92, 1999-2001
Dexter Coakley, LB	Dallas Cowboys	1997-2004		Pittsburgh Steelers	1993-94
	St. Louis Rams	2005-06		Detroit Lions	1995-96
Gary Dandridge, DB	Seattle Seahawks	1992		New Orleans Saints	1997-98
Tommy Dawkins, DT	Pittsburgh Steelers	1987		Miami Dolphins	2002-03
George Demko, DE	Pittsburgh Steelers	1961		Jacksonville Jaguars	2003
Mike Frier, DT	Cincinnati Bengals	1992-93	Darryl Russell, DB	Denver Broncos	1987
	Seattle Seahawks	1994	Justin Seaverns, LB	Miami Dolphins	2002
Derrick Graham, OT	Kansas City Chiefs	1990-94	John Settle, RB	Atlanta Falcons	1987-90
	Carolina Panthers	1995		Washington Redskins	1991-92
	Seattle Seahawks	1996		Cleveland Browns (Coach)	1995
	Oakland Raiders	1997-99		Baltimore Ravens (Coach)	1996
Dino Hackett, LB	Kansas City Chiefs	1986-92	Struggly Smith, DB	Atlanta Falcons	1987
	Seattle Seahawks	1993	Matt Stevens, DB	Buffalo Bills	1996
Corey Hall, DB	Atlanta Falcons	2001		Philadelphia Eagles	1997-98
Larry Hand, DE	Detroit Lions	1965-77		Washington Redskins	1998-2000
John Hollar, RB/LB	Washington Redskins	1948-49		New England Patriots	2001
	Detroit Lions	1949		Houston Texans	2002-03
Leroy Howell, DE	Buffalo Bills	1984	<b>Jason Hunter, DE</b>	Atlanta Falcons	2002
			<b>Green Bay Packers</b>	2006-08	
			<b>Detroit Lions</b>	2009-pres.	
<b>Dexter Jackson, WR</b>	<b>Tampa Bay Buccaneers</b>	2008-pres.	George Watts, T	Washington Redskins	1942
			<b>Daniel Wilcox, TE</b>	<b>New York Jets</b>	2001-02
Frank Leatherwood, TE	Miami Dolphins	1999		<b>Tampa Bay Buccaneers</b>	2002
<b>Corey Lynch, S</b>	<b>Cincinnati Bengals</b>	2008-pres.		<b>Baltimore Ravens</b>	2004-pres.
Rico Mack, LB	Pittsburgh Steelers	1994	<b>Active players in bold.</b>		
<b>Marques Murrell, DE</b>	<b>New York Jets</b>	2007-pres.	<i>To be included in this list, players must have been a member of an active, regular-season NFL roster. Please contact the ASU sports information office with any additions to this list.</i>		
Bjorn Nittmo, PK	New York Giants	1989			

**SOCON**  
CHAMPIONS  
1986

1987

1991

1995

1999

2005

2006

2007

2008

**NCAA**  
NATIONAL  
CHAMPIONS  
2005

2006

2007

200



The five former Mountaineers currently playing in the NFL — (L to R): Marques Murrell (New York Jets), Corey Lynch (Cincinnati Bengals), Jason Hunter (currently of the Detroit Lions - pictured from 2008 with the Green Bay Packers), Dexter Jackson (Tampa Bay Buccaneers) and Daniel Wilcox (currently a free agent - pictured from 2008 with the Baltimore Ravens). The inside back cover features all eight former Apps currently playing professionally in the NFL, CFL or AF2.

INTRO &  
MEDIA INFO

SEASON  
OUTLOOK

COACHES  
& STAFF

2009  
MOUNTAINEERS

2009  
OPPONENTS

# APPALACHIAN STATE UNIVERSITY



# EDUCATING NORTH CAROLINA'S CITIZENS AND LEADERS

Appalachian State University is located in the Blue Ridge Mountains in Boone, N.C. At an elevation of 3,333 feet, Boone began as a frontier outpost named after pioneer Daniel Boone, who first explored the area in the 1760s. Since that time, the area has attracted those seeking natural beauty, adventure and learning.

Appalachian is a member of the 16-campus University of North Carolina system. The university offers a challenging and stimulating learning experience for more than 16,600 students both on and off campus. Appalachian is considered a preeminent university combining the best attributes of a small liberal arts college with those of a large, research institution. It is particularly known for its research and outreach in health-related fields and the area of energy/environment/economics.

Distinctively residential, the main campus encompasses 411 acres. It includes 19 academic buildings, 20 residence halls, four dining facilities and 11 recreational and athletic facilities. Appalachian also operates a living-learning center in New York City. Off-campus programs are offered in 10 counties through collaboration with area community colleges.

The university is characterized by close collaboration between students and faculty, rigorous scholarship, and transformational co-curricular activities that develop graduates with real-world capabilities. Appalachian also emphasizes the importance of sustainability and service to communities, both locally and globally.


Consistently ranked among U.S. News and World Report's best public universities in the Southeast, Appalachian is also noted as a "best value" by Kiplinger's Personal Finance magazine and other publications.

Appalachian supports a broad-based athletics program, featuring 10 men's and 10 women's intercollegiate teams. The Mountaineers hold NCAA Division I status and have been members of the Southern Conference since 1971.

The Mountaineers have earned both the Southern Conference's Commissioner's Cup for overall excellence in men's athletics 29 times since the award was established in 1979 and the Germann Cup, recognizing the top women's program in the conference, six of the 18 years the award has been presented. In football, the Mountaineers won three consecutive NCAA Division I FCS national championship titles – in 2005, 2006 and 2007.

Since joining the Southern Conference, the Mountaineers have captured league titles in football, men's and women's basketball, volleyball, men's and women's cross country, men's and women's indoor and outdoor track, wrestling, baseball, men's soccer and men's tennis.

Appalachian's student-athletes excel in the classroom as well as on the playing field. In Spring 2009, 44 student-athletes made the Southern Conference's academic all-conference team. To be eligible, a student-athlete must possess at least a 3.2 cumulative grade point average. One Mountaineer had a 4.0 GPA.



# POINTS OF PRIDE

---

## OUTSTANDING FACULTY

Ninety-five percent of Appalachian's full-time faculty hold doctorate, first professional degree, or other terminal degree.

## STRONG FRESHMAN RETENTION

More than 87 percent of freshmen return for their sophomore year, the third highest retention rate in the University of North Carolina system.

## COMPREHENSIVE DEGREE OFFERINGS

Appalachian offers more than 140 undergraduate and graduate major programs through the College of Arts and Sciences, College of Fine and Applied Arts, Reich College of Education, Walker College of Business, University College and the Hayes School of Music. Additionally, Appalachian offers a doctorate of education.

## INTERNATIONALLY CONNECTED

Exchange programs with 41 universities in 17 countries make Appalachian part of the global academic family. On-campus international students for 2009-10 represent 64 countries.

## CONTRIBUTORS TO KNOWLEDGE

More than \$12 million in research grants and contracts was awarded to the university in 2008-09. Appalachian encourages faculty/student collaboration on research and creative endeavors, so many of these projects generate special opportunities for undergraduates.

## COMMUNITY VOLUNTEERS

Between 2005 and 2009, the Appalachian and the Community Together (ACT) office contributed more than \$9 million of value through volunteer service to the local community, based on the national standard for volunteer time. Total student service hours for the 2008-09 academic year exceeded 93,000.

## OPPORTUNITIES FOR ALL

The Appalachian ACCESS scholarship program, now in its third year, supports deserving and outstanding students from North Carolina's lowest-income families. In 2008-09, Appalachian enrolled 95 ACCESS scholars from 40 counties.

## ATHLETIC CHAMPIONS

Appalachian offers 20 intercollegiate varsity sports for men and women. The Mountaineers have earned both the Southern Conference's Commissioner's Cup for overall excellence in men's athletics 29 times since the award was established in 1979 and the Germann Cup, recognizing the top women's program in the conference, six of the 18 years the award has been presented. In football, the Mountaineers won three consecutive NCAA Division I FCS national championship titles in 2005, 2006, and 2007.

## LOVE THOSE MOUNTAINEERS!

Alumni and friends made record-setting contributions to athletic scholarships in 2008-09. Giving to the Yosef Club, the student-athlete scholarship program, exceeded \$2.05 million. Since 2003, the Athletic Facilities Enhancement Campaign has raised \$11.5 million to improve facilities for student-athletes.

## AN ENVIRONMENTALLY FRIENDLY CAMPUS



The student-led Renewable Energy Initiative on campus has supported projects such as solar panels in front of Raley Hall, a solar thermal system providing hot water to Plemmons Student Union, and a wind turbine at campus's highest elevation. Appalachian was recently included in the National Wildlife Federation Report Card of environmental friendly campuses for its dedication to sustainability.

## AN EDUCATION LEADER

The Reich College of Education provides the most teacher education graduates of all UNC campuses – 16 percent of beginning teachers are prepared by Appalachian.

## PASSIONATE AND SUCCESSFUL ALUMNI

Appalachian has more than 95,000 living alumni, 70 percent of whom have remained in North Carolina after graduating. They are leaders in their communities and professions, exemplifying how Appalachian can and does make a difference in the world.



# APPALACHIAN THROUGH THE YEARS

---

**1899** – Dougherty brothers founded Watauga Academy

**1903** – North Carolina legislature recognized The Appalachian Training School of Teachers as a state institution

**1921** – North Carolina legislature authorized the Appalachian State Normal School two-year college program

**1929** – North Carolina legislature authorized the Appalachian State Teachers College four-year program

**1948** – North Carolina Commission on Higher Education authorized the ASTC Graduate School

**1967** – North Carolina legislature authorized Appalachian State University, with three undergraduate colleges.

**1971** – University of North Carolina system created; Appalachian named one of its regional campuses

**1982** – Enrollment exceeded 10,000 students

**1992** – UNC Board of Governors approved doctoral program

**1993** – Dr. Francis T. Borkowski became chancellor

**2001** – TIME magazine named Appalachian a College of the Year

**2004** – Dr. Kenneth E. Peacock became chancellor

**2005** – Football team won NCAA Division I-AA National Championship

**2006** – Enrollment exceeded 15,000; football team won NCAA Division I-AA National Championship a second time

**2007** – Football team won NCAA Division I National Champion a third time

**2008** – Enrollment exceeded 16,000

## APPALACHIAN TODAY

---

### ENROLLMENT

- 16,610 students in Fall 2008
- 14,561 undergraduate and 2,049 graduate

### TOP FEEDER COUNTIES

- Mecklenburg
- Wake
- Watauga
- Guilford
- Forsyth

### STATES MOST REPRESENTED

- North Carolina
- Georgia
- Virginia
- Florida
- Tennessee
- South Carolina

### ACADEMICS

- College of Arts and Sciences
- Reich College of Education
- College of Fine and Applied Arts
- Walker College of Business
- Graduate Studies and Research
- Hayes School of Music
- University College
  
- More than 140 undergraduate and graduate majors, plus a doctoral program in educational leadership

### DEGREES AWARDED

- Arts and Sciences, 36 percent
- Business, 16 percent
- Education, 22 percent
- Fine and Applied Arts, 24 percent
- Music, 2 percent

### FALL 2008 AVERAGE FRESHMAN SAT

- 1163

### STUDENT/FACULTY RATIO

- 17-to-1

### 2008-09 EXPENSES

- \$9,894 for in-state students and \$19,954 for out-of-state students.
- Includes tuition, fees, room, standard meal plan and textbook rental

## APPALACHIAN TRADITIONS

---

### ALMA MATER

Cherished vision of the Southland,  
Alma Mater in the hills:  
Thou dost point our minds to wisdom,  
Till the truth our spirit thrills.  
Appalachian, Alma Mater of our hearts the joy and pride;  
Lead us ever, lead us onward,  
Vanguard of the Hero's side.

### FIGHT SONG - HI HI YIKAS

Hi-Hi-y-ike-us  
Nobody like us,  
We are the mountaineers, mountaineers, mountaineers,  
Always a-winning,  
Always a-grinning,  
Always a-feeling fine  
You bet, hey



# CHANCELLOR DR. KENNETH E. PEACOCK



Dr. Kenneth E. Peacock became Appalachian State University's sixth chancellor in July 2004. During his tenure, Appalachian has experienced significant growth in several areas, and the quality of the university's academic programs has continued to advance, directing extensive national attention to Appalachian. The university has become a destination of choice among the brightest and best high school graduates, with freshman SAT scores averaging 1163 and grade point averages at 3.87.

Since Chancellor Peacock assumed office, Appalachian has raised \$68 million in private funding. Appalachian ACCESS, a university scholarship program offering North Carolina's low-income students living at or below the poverty level a four-year university education debt free, was first awarded to members of the freshman class in 2007. Additionally, under Chancellor Peacock's leadership, more than \$300 million in capital improvements and new construction has been completed or is in progress.

Prior to his appointment as chancellor, Peacock served at Appalachian as interim provost and executive vice chancellor. He joined the faculty in Appalachian's Walker College of Business in 1983, was appointed assistant dean of the business school in 1987, associate dean in 1989, and served as dean of the college from 1992-2003.

Previously, he taught at the McIntyre School of Commerce at the University of Virginia and worked for the accounting firm of Price Waterhouse & Co. in their Winston-Salem and Charlotte offices.

Chancellor Peacock received his undergraduate degree in accounting at Mars Hill College and his master's and doctorate degrees in accounting at Louisiana State University. In September 2006, he received the Outstanding Alumnus Award from Mars Hill College.

Chancellor Peacock serves on the NCAA Division I Presidential Advisory Group, Appalachian Regional Healthcare Foundation Board of Directors, Homes for Children Board of Directors, Leadership North Carolina Board of Directors, and he chairs the North Carolina Campus Compact Executive Board. He has been named a Paul Harris Fellow by the Rotary Foundation of Rotary International. He also is the recipient of the Golden Eagle Award for Leadership from AdvantageWest and the L. Richardson Preyer Alumni Award from Leadership North Carolina.

In addition, the Peacocks are involved in a variety of civic/community programs and activities. Chancellor Peacock is a native of Rocky Mount. He and his wife, Rosanne, have two grown sons.

## FROM THE DESK OF THE CHANCELLOR ...

There's a fresh, new excitement buzzing within Kidd Brewer Stadium – also known as "The Rock," a fitting term for the solid preparation our student-athletes achieve during their time at Appalachian State University. The Kidd Brewer Stadium Complex behind the west-side stands exemplifies Appalachian's progress in enhancing its athletics facilities. All 20 varsity sports benefit from the facility's new locker rooms, study areas, and strength and conditioning rooms. There are also new concessions and restroom areas for our fans. I thank our faculty, staff, students, loyal alumni and friends for their support in making this impressive facility possible.

Under the complex's "Big A" sign, there's a lot to cheer about: The Mountaineers have earned both the Southern Conference's Commissioner's Cup for overall excellence in men's athletics 29 times since the award was established in 1979 and the Germann Cup, recognizing the top women's program in the conference, six of the 18 years the award has been presented. In addition, our student-athletes consistently make the Southern Conference's Academic Honor Roll.

For all students, Appalachian aspires to be a model 21st-century, nationally recognized university combining the best characteristics of a liberal arts education with the opportunities afforded by many research institutions. We are committed to attracting, educating and graduating the best students and to producing the highest levels of scholarship.

Appalachian, an influential world citizen preparing students for life in global and local communities, remains an excellent value. Once again, Kiplinger Personal Finance magazine has recognized Appalachian in its list of the nation's top 100 values in public colleges and universities in 2008-09. Kiplinger's rankings are based on a combination of outstanding academic quality and an affordable price tag.

We are also committed to improving citizen's lives in this region, state and nation through research, such as the federally supported AppAIR project that monitors air quality and atmospheric conditions and their impact on the region's ecosystems and climate. Construction of a model house on campus to test innovative technologies and building practices is an example of the energy solutions for which Appalachian is becoming known. In addition, our students are committed to sustainability – as evidenced by their self-imposed Renewable Energy Initiative fee that supports projects such as the installation of solar panels at Raley Hall and a solar thermal system for providing hot water to Plemmons Student Union.

Notable scholarship, excellent teaching and meaningful service define this institution. Thank you for your continued support of Appalachian, and I hope you enjoy the game.

With Mountaineer pride,

Kenneth E. Peacock  
Chancellor

# UNIVERSITY LEADERSHIP

## FACULTY ATHLETIC REPRESENTATIVE DR. ALAN HAUSER



Dr. Alan J. Hauser is in his 24th year as Faculty Chairperson of Athletics at Appalachian State University. Appointed to the position in October 1986, Hauser has served on the Athletic Council since 1979.

Hauser came to Appalachian as an assistant professor of philosophy and religion in 1972. He served as chairperson of Appalachian's Philosophy and Religion Department from 1982 until 1997. A member of numerous committees since joining the faculty, Hauser served 12 years on the Faculty Senate, including two years as chairperson. He also chaired the Faculty Assembly for three years.

A 1967 graduate of Concordia Teachers College, Hauser earned a master's degree from Concordia Seminary in 1968 and his doctorate from the University of Iowa in 1972.

Hauser currently chairs the NCAA Academics, Eligibility and Compliance cabinet and is also a member of its Degree Completion committee. He formerly served as the Southern Conference's delegate to the NCAA Division I Management Council.

Hauser and his wife Gail, who is the Assistant Director of Summer Sessions at Appalachian State University, have four daughters: Debi, Staci, Elizabeth and Jacqueline.

## UNIVERSITY ADMINISTRATION

CHANCELLOR  
Dr. Kenneth E. Peacock

PROVOST AND  
EXECUTIVE VICE  
CHANCELLOR  
Stan Aeschleman

ASSOCIATE VICE  
CHANCELLOR FOR  
BUSINESS AFFAIRS  
Greg Lovins

VICE CHANCELLOR FOR  
STUDENT DEVELOPMENT  
Cindy Wallace

VICE CHANCELLOR FOR  
UNIVERSITY  
ADVANCEMENT  
Susan Pettyjohn

CHIEF OF STAFF FOR THE  
OFFICE OF THE  
CHANCELLOR  
Dr. Lorin Baumhover

## BOARD OF TRUSTEES

### **Bradley T. Adcock**

Vice president, government affairs  
Blue Cross and Blue Shield of North Carolina  
Cary, NC

### **J. Edgar Broyhill**

Businessman  
Winston-Salem, NC

### **Jeannine Underdown Collins**

President  
Underdown and Associates  
Boone, NC

### **John E. Cooper Jr.**

Owner  
Mast General Store  
Boone, NC

### **Hughlene B. Frank**

Community Volunteer  
Greensboro, NC

### **Avery B. Hall Sr.**

Senior Vice President/Business Banker  
Wachovia Bank  
Kernersville, NC

### **Jonathan H. Meisner**

President  
Student Government Association

### **Helen A. Powers**

retired businesswoman  
Asheville, NC

### **James M. Rose Sr.**

CEO  
Leasing Services  
Shelby, NC

### **Matthew J. Szulik**

Retired businessman  
Raleigh, NC

### **Michael A. Steinback**

Operating Partner  
Stonebridge Partners  
Asheville, NC

### **G. A. Sywassink**

Chairman and CEO  
Standard Holding Corporation  
Hilton Head, SC

## CONSTITUENCY REPRESENTATIVES (NON-VOTING):

### **Jim Archibald**


President  
Alumni Association

### **Michael B. Ramey**

Chairperson  
Faculty Senate


### **Christine R. Popoola**

President  
Staff Council President





# ONCE A MOUNTAINEER, ALWAYS A MOUNTAINEER




## McKinney Alumni Center

The Appalachian Alumni Association encourages fellowship among its members, promotes goodwill toward Appalachian, and assists Appalachian by carrying out projects to support the university.

The non-dues paying Association provides a number of events and programs for the over 90,000 Appalachian alumni, including:

- Homecoming and fan gatherings for athletic events
- Regional and affinity chapters as part of the Appalachian Family Network
- The Gold Book online alumni community
- Travel tour opportunities
- APPdate electronic newsletter
- Black & Gold Reunion and Spring Alumni weekends
- Alumni awards and scholarship programs
- Appalachian alumni e-mail addresses
- Special offers such as Appalachian NC license tags, discount insurance programs and affinity merchandise
- Alumni website including online alumni directory, event information and registration, alumni blog, downloadable screensavers/wallpapers, online photo album and more at [www.alumni.appstate.edu](http://www.alumni.appstate.edu)



### FOR MORE INFORMATION:

Appalachian Alumni Association

McKinney Alumni Center

ASU Box 32015

Boone, NC 28608

828-262-2038 phone

866-756-2586 toll free

828-262-4962 fax

[alumni@appstate.edu](mailto:alumni@appstate.edu)

[www.alumni.appstate.edu](http://www.alumni.appstate.edu)

We're The

*Appalachian Family*

# BOONE, NORTH CAROLINA

Boone lies nestled in a small valley in the heart of the Southern Appalachians and is named after the hunter and explorer Daniel Boone, who spent time in the region during the 1760s.

Among its accolades are inclusion in National Geographic Adventure magazine's "Best Places to Live and Play," Norman Crampton's "100 Best Small Towns in America," USA Today's "10 Great Small Towns with Huge Backyards" and U.S. News and World Report's "10 Best Places to Retire in the U.S."

Watauga County was formed in 1849 and the Town of Boone incorporated in 1872. Appalachian State University began as Watauga Academy in 1899 to educate the mountain children and ultimately to prepare teachers for service through western North Carolina. It became Appalachian State Teachers College in 1929 and joined the University of North Carolina system in 1971.

Boone and Appalachian grew up together in the secluded wilderness, with few roads and no railroad linking them to the communities that lay in pockets below. This relative isolation allowed both town and school to develop strong character through overcoming adversity and created a unique heritage for both.

Boone is now a bustling university town characterized by beautiful mountain scenery, distinct four-season weather, mountain heritage culture and casual living – and it is the center of tourism and commerce for Watauga County and the surrounding High Country. Outdoor activities, cultural events, fine dining and unique shopping bring visitors from all over the world to experience the friendly, welcoming face of this mountain town.

Boone enjoys a low rate of unemployment with the university as its top economic driver followed by a combination of tourism, small business and residential home construction. Boone is a year-round playground for business meetings and conferences, as well as leisure. The cool summers, dazzling colors of fall and serene winters offer something for every nature lover.

An unusually wide array of quality arts and cultural programming enhance the Boone community. The university's An Appalachian Summer Festival, a month-long celebration of performing and visual arts, celebrated its 25th anniversary in 2009. Notable performers include Lily Tomlin, Branford Marsalis, Paul Taylor Dance Company, London City Opera, Andre Watts, Charlie Daniels and the Glenn Miller Orchestra. During the academic year, Appalachian hosts the Performing Arts Series with artists such as Garrison Keillor and the National Symphony Orchestra.

The jewel of downtown Boone is the university's Turchin Center for the Visual Arts. It features six gallery spaces and a robust community education and outreach program. Its exhibitions focus on a blend of new and historically important artwork, and feature nationally and internationally renowned artists as well as many of the finest artists of the region.

Boone offers an uncommon quality of life. That's why many visitors come for a weekend and stay for a lifetime.

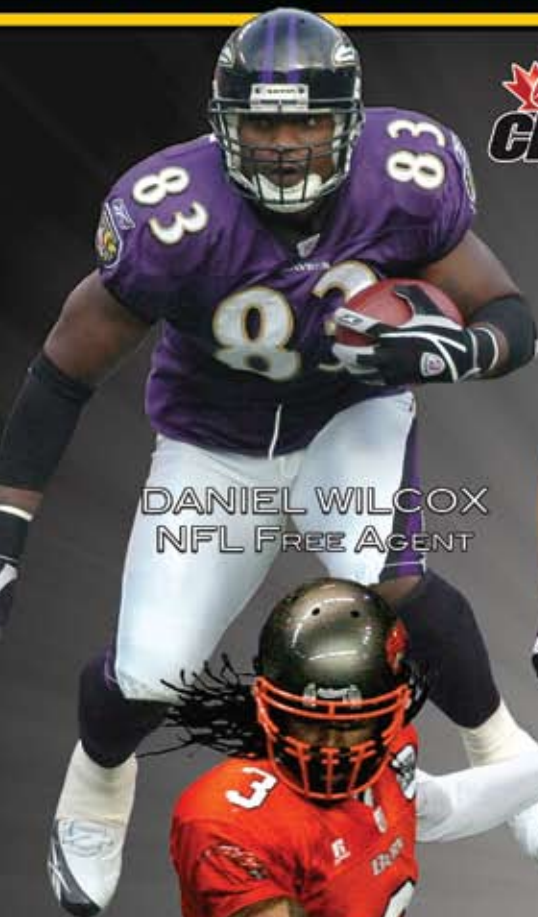


## BOONE AT A GLANCE ...

- The county seat of Watauga County
- Population: 14,000
- Incorporated in 1872
- Named for its most famous seasonal visitor, Daniel Boone
- Served by four major highways
- Ranked 18th out of North Carolina's 100 counties in tourism spending
- Appalachian State University's total dollar impact on the regional economy in 2006 was \$506 million
- Recognized in 2005 by travel journalists as one of four ultimate outdoor adventure destinations in North America (Adventure Sports magazine)
- Average summer temperature: 70 degrees
- "Choose and Cut" Christmas tree industry sells approximately 13,000 Fraser Fir trees annually
- One of the lowest annual unemployment rates in the Southeast



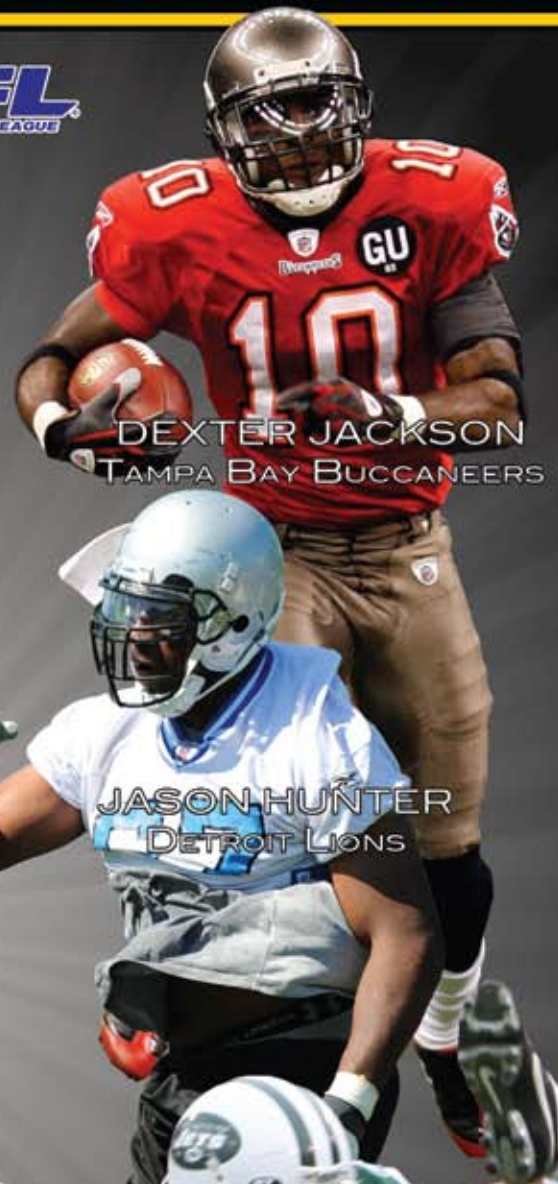
# MOUNTAINEERS IN THE PROS



DANIEL WILCOX  
NFL FREE AGENT



COREY LYNCH  
CINCINNATI BENGALS



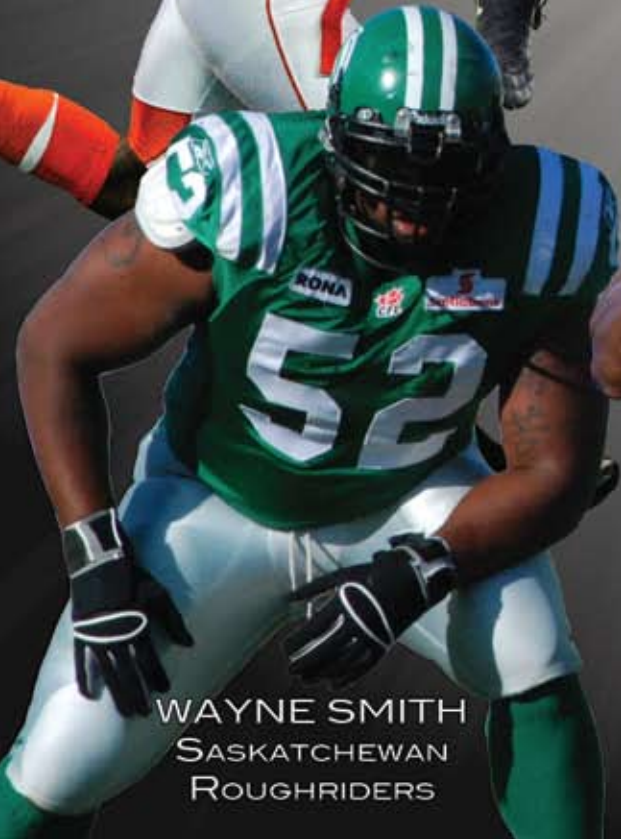
DEXTER JACKSON  
TAMPA BAY BUCCANEERS



NYGEL ROGERS  
BOISE BURN



JASON HUNTER  
DETROIT LIONS



WAYNE SMITH  
SASKATCHEWAN  
ROUGHRIDERS



RICHIE WILLIAMS  
WINNIPEG BLUE BOMBERS



MARQUES MURRELL  
NEW YORK JETS

# 2009 SCHEDULE

SEPT. 5	AT EAST CAROLINA
SEPT. 12	McNEESE STATE
SEPT. 26	SAMFORD *
OCT. 3	AT THE CITADEL *
OCT. 10	N.C. CENTRAL
OCT. 17	AT WOFFORD *
OCT. 24	GEORGIA SOUTHERN *
OCT. 31	AT FURMAN *
Nov. 7	CHATTANOOGA *
Nov. 14	AT ELON *
Nov. 21	WESTERN CAROLINA *

\* DENOTES SOUTHERN CONFERENCE GAME

GoASU.com

