

# HISTORY & RECORDS

# TEAM RECORDS

## POINTS

Game .....	127 vs. School of Ozarks, 11-16-74
Season .....	2,851, 1988-89
Season Average .....	92.0, 1988-89

## FEWEST POINTS ALLOWED

Game .....	33 vs. Mercer, 2-8-82
Season .....	1,176, 1961-62

## REBOUNDS

Game .....	90 vs. Baptist Christian, 1972-73
Season Average .....	60.8, 1972-73

## FIELD GOALS MADE

Game .....	56 vs. School of the Ozarks, 11-16-74
Season .....	1,045, 1988-89

## FIELD GOAL PERCENTAGE

Game .....	.705 (31-44) vs. South Alabama, 2-5-04
Season .....	.522, 1981-82

## FREE THROWS MADE

Game .....	43 vs. Houston Baptist, 1-12-89
Season .....	639, 1985-86

## FREE THROWS ATTEMPTED

Game .....	56 vs. Houston Baptist, 1-6-86
Season .....	996, 1985-86

## FREE THROW PERCENTAGE

Game .....	1.000 (16-16) vs. Dallas Baptist, 2-19-74
	1.000 (12-12) vs. Southern Arkansas, 11-29-03
Season .....	.729, 1968-69

## THREE-POINT SHOTS MADE

Game .....	14 at Arkansas State, 2-24-01
	14, at Florida International, 2-24-00
	14, vs. New Mexico State, 2-24-02
Season .....	200, 2000-01

## THREE-POINT SHOTS ATTEMPTED

Game .....	29 vs. Pepperdine, 12-28-02
	29 vs. New Orleans, 2-1-03
Season .....	541, 2002-03

## THREE-POINT FIELD GOAL PERCENTAGE

Game .....	.750 (6-8) vs. Georgia State, 1-21-88
Season .....	.407, 2000-01

## ASSISTS

Game .....	32 vs. East Texas Baptist, 1973-74
Season .....	568, 1986-87
Season Average .....	21.6, 1975-76

## STEALS

Game .....	26 vs. Northwestern State, 12-18-80
Season .....	323, 1980-81
Season Average .....	12.4, 1980-81

## BLOCKED SHOTS

Game .....	13 vs. American Christian, 2-3-75
Season .....	176, 1975-76



Former UALR head coach Mike Newell led the Trojans to a school-record 10 consecutive wins during the 1985-86 season. That year's team upset No. 3-seed Notre Dame in the first round of the NCAA Tournament, 90-83, in Minneapolis, Minn. on March 14, 1986.

## TURNOVERS

Game .....	35 vs. Providence, 12-23-85
Season .....	556, 1985-86

## TURNOVERS FORCED

Season .....	600, 1985-86
--------------	--------------

## PERSONAL FOULS

Game .....	42 vs. Lamar, 1-14-95
Season .....	743, 1985

## PLAYERS SCORING IN DOUBLE FIGURES

Game 7 (twice; last vs. Abilene Christian, 12-3-94; Malik Dixon 23, Derek Fisher 12, Orlando Donaldson 12, Joe Stephens 12, Rod Smith 11, Reggie Robinson 10, Muntrelle Dobbins 10)

## VICTORIES

Season .....	26, 1986-87
--------------	-------------

## LOSSES

Season .....	24, 1999-2000
--------------	---------------

## CONSECUTIVE VICTORIES

10, 1985-86 (Feb. 8 to March 14) and 1987-88 (Dec. 19 to Jan. 23)

## CONSECUTIVE CONFERENCE VICTORIES

Sun Belt ..... 7, 1995-96 (Jan. 25, 1996 to Feb. 10, 1996)  
TAAC ..... 18, 1986-87 (Feb. 8, 1986 to Jan. 29, 1987)

## CONSECUTIVE HOME-COURT VICTORIES

..... 33 (Jan. 27, 1981-March 9, 1983)

## CONSECUTIVE HOME-COURT LOSSES

..... 12, 1967-68

# INDIVIDUAL RECORDS

## POINTS

Game .....	47, Tom Brown vs. Southern, 1-26-76
Season .....	661, Myron Jackson, 1985-86
Season Average .....	25.2, Tom Brown, 1976
Career .....	1,731, James Scott, 1987-91
Career Average .....	20.0, Tom Brown, 1974-76

## REBOUNDS

Game .....	31, Charlie Johnson vs. Baptist Christian, 1971-72
Season .....	402, Larry Johnson, 1975-76
Season Average .....	17.3, Charlie Johnson, 1972-73
Career .....	1,315, Larry Johnson, 1975-78
Career Average .....	14.1, Larry Johnson, 1975-78

## FIELD GOALS MADE

Game .....	18, Tom Brown vs. Southern, 1-26-76
Season .....	281, Myron Jackson, 1985-86
Career .....	594, James Scott, 1987-91

## FIELD GOALS ATTEMPTED

Game .....	33, John Walker vs. Hendrix, 1971-72
	33, Larry Drake vs. Baptist Christian, 1972-73
Season .....	620, Myron Jackson, 1985-86
Career .....	1,414, James Scott, 1987-91

## FIELD GOAL PERCENTAGE

Game .....	.933 (14-15), Derrick Owens vs. Centenary, 3-8-90
Season .....	.650, Ryan Moss, 1997-98
Career .....	.647, 1997-99

## FREE THROWS MADE

Game .....	20, Carl Brown vs. Centenary, 1-13-90
Season .....	195, Pete Myers, 1985-86
Career .....	399, Derek Fisher, 1992-96

## FREE THROWS ATTEMPTED

Game .....	22, Curtis Kidd vs. Providence, 12-23-85
Season .....	261, Pete Myers, 1985-86
Career .....	553, Mike Rivers, 1980-84

## FREE THROW PERCENTAGE

Game: .....	1.000, (20-20), Carl Brown vs. Texas-San Antonio, 3-7-90
	1.000, (14-14), Zack Wright vs. New Mexico State (2/24/05)
	1.000, (10-10), Jibrahn Ike at Grambling State, 12-21-01
	1.000, (8-8), Zack Wright vs. Louisiana-Monroe, 12-30-03
Season .....	.894 (42-47), Alan Barksdale, 2000-01
Career .....	.856 (95-111), Larry Drake, 1972-74

## THREE-POINT SHOTS MADE

Game .....	10, Carl Brown vs. Texas-San Antonio, 3-7-90
Season .....	95, Alan Barksdale, 1998-99
Career .....	255, Alan Barksdale, 1998-2001

## THREE-POINT SHOTS ATTEMPTED

Game .....	17, Alan Barksdale vs. Oklahoma State, 11-23-99
Season .....	234, Alan Barksdale, 1998-99
Career .....	611, Alan Barksdale, 1998-2001

## THREE-POINT PERCENTAGE

Game .....	1.000 (5-5), Fred Summers vs. South Alabama, 2-13-93
Season .....	.466 (41-88), Nich Zachery, 2000-01
Career .....	.411 (255-620), Alan Barksdale, 1998-2001

## ASSISTS

Game .....	18, Carl Brown vs. Centenary, 1-14-89
Season .....	217, Juric Brown, 1986-87
Career .....	534, Vaughn Williams, 1979-83

## STEALS

Game .....	9, Jesse Massey vs. Arkansas State, 12-1-80
Season .....	79, Vaughn Williams, 1981-82
Career .....	259, Vaughn Williams, 1979-83

## BLOCKED SHOTS


Game .....	11, Larry Johnson vs. American Christian, 2-3-75
Season .....	113, Larry Johnson, 1974-75
Career .....	265, Larry Johnson, 1974-78



Former Trojan Ryan Moss (1997-99) holds UALR school records for field goal percentage in a season (.650) and career (.647) and was a two-time All-Sun Belt Conference selection.



# SINGLE-SEASON RECORDS



Former Trojan Myron Jackson poured in 661 points during the 1985-86 season, a total which places him first on UALR's all-time single season list.

## SCORING

Player	Points (Year)
1. Myron Jackson .....	661 (1985-86)
2. Tom Brown .....	656 (1975-76)
3. Pete Myers .....	653 (1985-86)
4. Malik Dixon .....	604 (1996-97)
5. Curtis Kidd .....	576 (1986-87)
6. Tony Martin .....	546 (1991-92)
7. Michael Clarke .....	544 (1984-85)
8. Johnnie Bell .....	543 (1988-89)
9. Derrick Hall .....	542 (1993-94)
10. John Walker .....	535 (1971-72)
Malik Dixon .....	535 (1995-96)

## SCORING AVERAGE

Player	Avg. — Points (Year)
1. Tom Brown .....	25.2 — 656 (1975-76)
2. John Walker .....	22.3 — 535 (1971-72)
3. Malik Dixon .....	20.8 — 604 (1996-97)
4. Larry Drake .....	19.9 — 472 (1973-74)
5. Ken Dancy .....	19.8 — 436 (1977-78)
6. Myron Jackson .....	19.4 — 661 (1985-86)
Derrick Hall .....	19.4 — 542 (1993-94)
8. Mary Laguerre .....	19.3 — 502 (1978-79)
9. Pete Myers .....	19.2 — 653 (1985-86)
Tony Martin .....	19.2 — 499 (1992-93)

## REBOUNDS

Player	Rebounds (Year)
1. Larry Johnson .....	402 (1975-76)
2. Charlie Johnson .....	393 (1972-73)
3. Larry Johnson .....	371 (1974-75)
4. Donald Newman .....	348 (1983-84)
5. Muntrelle Dobbins .....	320 (1996-97)
6. Curtis Kidd .....	309 (1986-87)
7. Michael Clarke .....	309 (1985-86)
8. Michael Clarke .....	304 (1984-85)
9. Larry Johnson .....	296 (1976-77)
10. Johnnie Bell .....	296 (1988-99)

## REBOUND AVERAGE

Player	Avg. — Reb. (Year)
1. Larry Johnson .....	16.8 — 402 (1975-76)
2. Charlie Johnson .....	16.4 — 393 (1971-72)
3. Larry Johnson .....	15.5 — 371 (1974-75)
4. Donald Newman .....	12.9 — 348 (1983-84)
5. Larry Johnson .....	12.9 — 296 (1976-77)
6. Muntrelle Dobbins .....	11.4 — 320 (1996-97)
7. Larry Johnson .....	11.2 — 246 (1977-78)
8. Michael Clarke .....	10.5 — 304 (1984-85)
9. Michael Clarke .....	10.0 — 309 (1985-86)
10. Fred Lord .....	9.8 — 236 (1973-74)

## FIELD GOALS MADE

Player	FGM (Year)
1. Myron Jackson .....	281 (1985-86)
2. Tom Brown .....	271 (1975-76)
3. Curtis Kidd .....	239 (1986-87)
4. Pete Myers .....	229 (1985-86)
5. Marty Laguerre .....	215 (1978-79)
6. Larry Drake .....	212 (1973-74)
7. Michael Clarke .....	210 (1984-85)
8. Ken Dancy .....	209 (1976-77)
9. Johnnie Bell .....	200 (1988-89)
10. Malik Dixon .....	195 (1996-97)

## FIELD GOAL PERCENTAGE (MIN. 90 FGM)

Player	Pct. — FGM-FGA (Year)
1. Ryan Moss .....	.650 — 167-257 (1997-98)
2. Mike Rivers .....	.645 — 140-217 (1982-83)
3. Ryan Moss .....	.643 — 135-210 (1998-99)
4. Muntrelle Dobbins .....	.599 — 148-247 (1995-96)
5. Jeff Cummings .....	.598 — 122-204 (1987-88)
6. Mike Rivers .....	.585 — 96-164 (1981-82)
7. Gilbert Maxwell .....	.566 — 119-210 (1980-81)
8. Tony Chime .....	.564 — 101-179 (1991-92)
9. Mike Rivers .....	.559 — 183-327 (1983-84)
Johnnie Bell .....	.559 — 190-340 (1987-88)

## THREE-POINT FIELD GOALS MADE

Player	3PTM (Year)
1. Alan Barksdale .....	95 (1998-99)
2. Nick Zachery .....	85 (2002-03)
3. Malik Dixon .....	83 (1996-97)
4. Alan Barksdale .....	80 (1999-00)
5. Alan Barksdale .....	80 (2000-01)
6. Brandon Freeman .....	74 (2004-05)
6. Derrick Hall .....	69 (1993-94)
7. Eddie Powell .....	68 (1986-87)

# SINGLE-SEASON RECORDS

8. Malik Dixon .....	67 (1995-96)
9. Carl Brown .....	66 (1989-90)
10. Chris Green .....	63 (1997-98)
Brandon Freeman .....	63 (2003-04)
12. James Scott .....	62 (1987-88)

## THREE-POINT PERCENTAGE (MIN. 25 3PM)

Player	Pct. 3PTM-A (Year)
1. Nick Zachery .....	.466 — 41-88 (2000-01)
2. Robert Greene .....	.462 — 43-93 (1991-92)
3. David Hall .....	.460 — 29-63 (1989-90)
4. Alan Barksdale .....	.449 — 80-178 (2000-01)
5. David Redmon .....	.442 — 38-86 (1990-91)
6. Tony Martin .....	.435 — 47-108 (1991-92)
7. Carl Brown .....	.423 — 66-156 (1989-90)
8. Malik Dixon .....	.429 — 67-160 (1995-96)
9. Brandon Freeman .....	.418 — 74-177 (2004-05)
9. Nick Zachery .....	.413 — 93-223 (2001-02)
10. Alan Barksdale .....	.406 — 95-234 (1989-99)
Mark Green .....	.406 — 52-123 (2001-02)

## FREE THROWS MADE

Player	FTM (Year)
1. Pete Myers .....	195 (1985-86)
2. Stan Blackmon .....	169 (2000-01)
3. Mike Rivers .....	143 (1983-84)
Johnnie Bell .....	143 (1988-89)
5. Rod Wade .....	133 (1989-90)
6. Malik Dixon .....	131 (1996-97)
7. Derek Fisher .....	130 (1992-93)
8. Tony Martin .....	129 (1992-93)
9. Rod Wade .....	128 (1991-92)
10. Derrick Hall .....	127 (1993-94)
<b>11. Zack Wright .....</b>	<b>126 (2004-05)</b>

## FREE THROW PERCENTAGE (MIN. 40 FTM)

Player	Pct. — FTM-A (Year)
1. Alan Barksdale .....	.894 — 42-47 (2000-01)
2. Larry Drake .....	.868 — 46-53 (1973-74)
3. Jibrahn Ike .....	.862 — 75-87 (2001-02)
4. Larry Drake .....	.845 — 49-58 (1972-73)
5. Nick Zachery .....	.841 — 53-63 (2001-02)
6. Jibrahn Ike .....	.838 — 101-122 (2002-03)
<b>7. Zack Wright .....</b>	<b>.829 — 126-152 (2004-05)</b>
8. Tom Brown .....	.826 — 114-138 (1975-76)
9. Malik Dixon .....	.824 — 112-136 (1995-96)
Chris Greene .....	.824 — 89-108 (1998-99)
11. Marty Laguerre .....	.822 — 74-90 (1979-80)
12. Carl Brown .....	.818 — 117-143 (1989-90)

## ASSISTS


Player	Assists (Year)
1. Juric Brown .....	217 (1986-87)
2. Robert Griffin .....	185 (1975-76)
3. Vaughn Williams .....	184 (1982-83)
4. Juric Brown .....	180 (1987-88)
5. Carl Brown .....	163 (1988-89)
6. Paul Springer .....	161 (1985-86)
7. Ricky Hughes .....	160 (1974-75)
8. Derek Fisher .....	154 (1995-96)
9. James Price .....	153 (1996-97)
10. Vaughn Williams .....	150 (1981-82)

## STEALS

Player	Steals (Year)
1. Vaughn Williams .....	79 (1980-81)
2. Juric Brown .....	77 (1987-88)
3. Vaughn Williams .....	71 (1980-81)
4. Juric Brown .....	68 (1986-87)
5. Jesse Massey .....	67 (1980-81)
6. Vaughn Williams .....	65 (1982-83)
7. Pete Myers .....	61 (1984-85)
8. Chuck Phinizy .....	57 (1980-81)
9. Derek Fisher .....	56 (1995-96)
10. Robert Greene .....	55 (1991-92)

## BLOCKED SHOTS

Player	Blocks (Year)
1. Larry Johnson .....	113 (1974-75)
2. Larry Johnson .....	82 (1976-77)
3. Ryan Moss .....	55 (1997-98)
4. Muntrelle Dobbins .....	52 (1996-97)
5. Muntrelle Dobbins .....	46 (1995-96)
6. Ryan Moss .....	45 (1998-99)
7. Gilbert Maxwell .....	41 (1979-80)
8. Larry Johnson .....	40 (1977-78)
9. Tony Chime .....	39 (1991-92)
10. Carlos Rogers .....	38 (1990-91)



UALR's all-time scorer, James Scott, leads all Trojan players with 1,731 career points, despite the fact that the four-time All-Trans America Athletic Conference selection does not ranking in the top 10 of the school's single-season scoring list.



# CAREER RECORDS

## SCORING

Player	Total Points (Years)
1. James Scott .....	1,731 (1987-91)
2. Malik Dixon .....	1,603 (1993-97)
3. Derek Fisher .....	1,393 (1992-96)
4. Myron Jackson .....	1,371 (1982-85)
5. Larry Johnson .....	1,346 (1975-78)
6. Mike Rivers .....	1,304 (1980-84)
7. Muntrelle Dobbins .....	1,285 (1993-97)
8. Derrick Hall .....	1,271 (1989-94)
9. Vaughn Williams .....	1,247 (1979-83)
10. Charlie Johnson .....	1,159 (1970-74)
11. Nick Zachery .....	1,150 (2000-03)
12. Tom Brown .....	1,079 (1974-75)
13. Johnnie Bell .....	1,056 (1987-89)
14. Alan Barksdale .....	1,054 (1998-01)
15. Tony Martin .....	1,045 (1991-93)
16. Tom Butler .....	1,011 (1968-71)

## SCORING AVERAGE (MIN. 50 GAMES)

Player	Scoring Avg. (Years)
1. Tom Brown .....	21.2 (1974-76)
2. Tony Martin .....	19.0 (1991-93)
3. Marty Laguerre .....	17.8 (1978-80)
4. Stan Blackmon .....	17.2 (1999-01)
5. Pete Myers .....	17.1 (1984-86)
6. Johnnie Bell .....	17.0 (1987-89)
7. Malik Dixon .....	16.9 (1993-97)
8. Carl Brown .....	16.7 (1988-90)
9. Michael Clark .....	15.4 (1984-86)
10. Jimmy Lampley .....	15.1 (1981-83)



Muntrelle Dobbins (1993-97) is one of three Trojans to grab 1,000 rebounds in a career, finishing with 1,010 boards (third all-time).

## REBOUNDS

Player	Rebounds (Years)
1. Larry Johnson .....	1,315 (1975-78)
2. Charlie Johnson .....	1,007 (1970-74)
3. Muntrelle Dobbins .....	1,010 (1993-97)
4. Fred Lord .....	716 (1972-75)
5. Donald Newman .....	715 (1979-84)
6. Woodie Watson .....	626 (1974-75)
7. Michael Clarke .....	613 (1984-86)
8. Jeff Cummings .....	589 (1986-90)
9. Tony Chime .....	566 (1991-95)
10. Johnnie Bell .....	542 (1987-89)

## REBOUNDING AVERAGE (MIN. 50 GAMES)

Player	Avg. (Years)
1. Larry Johnson .....	14.1 (1974-78)
2. Michael Clarke .....	10.2 (1984-86)
3. Fred Lord .....	9.7 (1972-75)
4. Ryan Moss .....	9.2 (1997-99)
5. Muntrelle Dobbins .....	8.8 (1993-97)
6. Johnnie Bell .....	8.7 (1987-89)
7. Pete Myers .....	7.5 (1984-86)
8. Jimmie Lampley .....	7.4 (1981-83)
9. Stan Blackmon .....	7.2 (1999-01)
10. James Dawn .....	6.8 (1986-88)

## FIELD GOALS MADE

Player	FGM (Years)
1. James Scott .....	594 (1988-91)
2. Myron Jackson .....	571 (1982-86)
3. Larry Johnson .....	567 (1974-78)
4. Malik Dixon .....	533 (1993-97)
5. Vaughn Williams .....	510 (1979-83)
6. Muntrelle Dobbins .....	502 (1993-97)
7. Mike Rivers .....	463 (1980-84)
8. Tom Brown .....	461 (1974-75)
9. Derek Fisher .....	432 (1992-96)
10. Derrick Hall .....	401 (1989-94)

## FIELD GOAL PCT. (MIN. 200 FIELD GOALS MADE)

Player	Pct. — FGM-FGA (Years)
1. Ryan Moss .....	.647 — 302-467 (1997-99)
2. Mike Rivers .....	.595 — 463-778 (1980-84)
3. Johnnie Bell .....	.552 — 390-707 (1987-89)
4. Columbus Willis .....	.538 — 221-414 (2000-05)
5. Jeff Cummings .....	.537 — 262-488 (1986-90)
6. Gilbert Maxwell .....	.532 — 258-485 (1979-81)
Maurice Bowie .....	.532 — 199-374 (1997-99)
8. Donald Newman .....	.530 — 399-753 (1979-84)
Muntrelle Dobbins .....	.530 — 502-948 (1993-97)
10. Stan Blackmon .....	.519 — 336-644 (1999-01)
11. Tony Chime .....	.519 — 337-649 (1991-95)

## THREE-POINT FIELD GOALS MADE

Player	3PTM (Years)
1. Alan Barksdale .....	255 (1998-01)
2. Nick Zachery .....	219 (2000-03)
3. Malik Dixon .....	199 (1993-97)
4. James Scott .....	172 (1987-91)
5. Derrick Hall .....	160 (1989-94)
6. Brandon Freeman .....	137 (2003-05)
7. Derek Fisher .....	123 (1992-96)
Carl Brown .....	123 (1988-90)

# CAREER RECORDS

## THREE-POINT FIELD GOAL PCT. (MIN. 45 3PTM)

Player	Pct. — 3PTM-A (Years)
1. Nick Zachery .....	.417 — 219-525 (2000-03)
2. Alan Barksdale .....	.411 — 255-620 (1998-01)
3. Robert Greene .....	.409 — 56-137 (1990-92)
4. Tony Martin .....	.408 — 95-233 (1991-93)
5. Carl Brown .....	.405 — 123-304 (1988-90)
6. Brandon Freeman .....	.401 — 137-342 (2003-05)
7. Malik Dixon .....	.386 — 199-515 (1993-97)
8. Derek Fisher .....	.374 — 123-329 (1992-96)
9. Laverne Smith .....	.371 — 89-240 (1999-01)
10. Freddie Morgan .....	.368 — 46-125 (1987-89)
11. Sherman Lusk .....	.363 — 69-190 (1997-98)
12. Derrick Hall .....	.354 — 160-452 (1989-94)

## FREE THROWS MADE

Player	FTM (Years)
1. Derek Fisher .....	399 (1992-96)
2. Mike Rivers .....	378 (1980-84)
3. James Scott .....	371 (1987-91)
4. Rod Wade .....	348 (1989-92)
5. Malik Dixon .....	332 (1993-97)
6. Pete Myers .....	315 (1984-86)
7. Derrick Hall .....	309 (1989-94)
8. Stan Blackmon .....	295 (1999-01)
9. Muntrelle Dobbins .....	281 (1993-97)
10. Dexter Young .....	271 (1980-84)

## FREE THROW PERCENTAGE (MIN. 90 FTM)

Player	Pct. — FTM-A (Years)
1. Larry Drake .....	.856 — 95-111 (1972-74)
2. Jibrahn Ike .....	.842 — 176-209 (2001-03)
3. Alan Barksdale .....	.841 — 111-132 (1998-01)
4. Brandon Freeman .....	.823 — 130-158 (2003-05)
5. Tom Brown .....	.822 — 157-191 (1974-76)
<b>6. Zack Wright .....</b>	<b>.821 — 202-246 (2003-)</b>
7. Carl Brown .....	.792 — 206-260 (1988-90)
8. Laverne Smith .....	.786 — 136-173 (1999-01)
9. Marty Laguerre .....	.785 — 146-186 (1978-80)
10. Chris Green .....	.782 — 179-229 (1997-99)
11. Jesse Massey .....	.780 — 99-127 (1979-81)
12. Malik Dixon .....	.776 — 332-438 (1993-97)
13. Derrick Hall .....	.765 — 309-404 (1989-94)

## ASSISTS

Player	Assists (Years)
1. Vaughn Williams .....	534 (1980-83)
2. Derek Fisher .....	472 (1992-96)
3. Juric Brown .....	428 (1986-90)
4. James Scott .....	423 (1987-91)
5. Paul Springer .....	416 (1985-89)
6. Cameron White .....	295 (1972-74)
7. James Price .....	277 (1997-98)
8. Carl Brown .....	272 (1988-90)
9. Mike Greenwood .....	253 (1976-79)
10. Zack Graber .....	242 (2003-05)
Malik Dixon .....	242 (1993-97)

## STEALS

Player	Steals (Years)
1. Vaughn Williams .....	259 (1979-83)
2. Derek Fisher .....	184 (1992-96)
3. Juric Brown .....	165 (1986-90)



Vaughn Williams (1979-83) sits first on UALR's career assist list with 534.

4. James Scott .....	136 (1987-91)
5. Muntrelle Dobbins .....	119 (1993-97)
6. Cameron White .....	112 (1972-74)
7. Myron Jackson .....	110 (1982-85)
8. Derrick Hall .....	104 (1989-94)
9. Pete Myers .....	102 (1984-86)
10. Paul Springer .....	98 (1958-89)

## BLOCKED SHOTS

Player	Blocks (Years)
1. Larry Johnson .....	265 (1974-78)
2. Muntrelle Dobbins .....	158 (1993-97)
3. Ryan Moss .....	100 (1997-99)
4. Darius Eason .....	99 (2000-05)
5. Tony Chime .....	90 (1991-95)
6. Gilbert Maxwell .....	75 (1979-81)
7. Mike Rivers .....	58 (1980-84)
8. Jake Yancey .....	52 (2000-03)
9. Johnnie Bell .....	50 (1987-89)
10. Erskine Caldwell .....	49 (1990-92)
11. Rodd Smith .....	48 (1994-97)

## GAMES PLAYED

Player	Games (Years)
1. Myron Jackson .....	120 (1982-86)
2. James Scott .....	118 (1987-91)
3. Daron Hoges .....	117 (1984-89)
4. Muntrelle Dobbins .....	115 (1993-97)
5. Columbus Willis .....	114 (2000-05)
6. Paul Springer .....	113 (1985-89)
7. Derek Fisher .....	112 (1992-96)
8. Mike Rivers .....	109 (1980-84)
9. Darius Eason .....	108 (2000-05)
10. Donald Newman .....	107 (1979-84)
Vaughn Williams .....	107 (1979-83)
12. Derrick Hall .....	104 (1989-94)



# COACHING HISTORY

## LITTLE ROCK JUNIOR COLLEGE

Year	Head Coach	W	L	Pct.
1930-31	John A. Larson	9	15	.375
1931-32	Alvin E. Longstreth	9	9	.500
1932-33	Alvin E. Longstreth	5	7	.417
1933-34	Alvin E. Longstreth	1	8	.111
1934-35	Alvin E. Longstreth	4	7	.364
1935-36	Alvin E. Longstreth	1	9	.100
1936-37	Alvin E. Longstreth	0	12	.000
1937-38	Alvin E. Longstreth	0	10	.000
1938-39	Alvin E. Longstreth	1	11	.083
<i>1939-40 to 1940-41: No Team</i>				
1941-42	<i>No Coach</i>	6	5	.545
1942-43	Herman Bogan	22	10	.688
1943-44	Herman Bogan	13	5	.722
<i>1944-45 No Team</i>				
1945-46	Herman Bogan	4	9	.308
1946-47	George Haynie	4	7	.364
1947-48	Deno Nichols	11	12	.478
1948-49	David Sibley	7	15	.318
1949-50	John Floyd	1	20	.048
1950-51	Jim Bearden	7	13	.350
1951-52	John Kincannon	10	15	.400
1952-53	John Kincannon	9	15	.375
1953-54	Woody Johnson	12	14	.462
1954-55	Woody Johnson	10	13	.435
1955-56	Woody Johnson	3	17	.150
<i>1956-57 to 1960-61: No Team</i>				
<b>LRJC Totals: 23 Years</b>		<b>149</b>	<b>248</b>	<b>.375</b>

## LITTLE ROCK UNIVERSITY/UALR

Year	Head Coach	W	L	Pct.
1961-62	Bill Ballard	6	10	.375
1962-63	Bill Ballard	12	14	.462
1963-64	Bill Ballard	15	14	.517
1964-65	Bill Ballard	9	14	.391
1965-66	Cleve Branscum	14	13	.519
1966-67	Cleve Branscum	8	14	.364
1967-68	Happy Mahfouz	2	23	.080
1968-69	Happy Mahfouz	6	20	.231
1969-70	Happy Mahfouz	8	17	.320
1970-71	Happy Mahfouz	9	14	.391
1971-72	Happy Mahfouz	16	9	.640
1972-73	Happy Mahfouz	15	10	.600
1973-74	Happy Mahfouz	18	6	.750
1974-75	Happy Mahfouz	13	12	.520
1975-76	Happy Mahfouz	11	15	.423
1976-77	Happy Mahfouz	9	17	.346
1977-78	Happy Mahfouz	9	13	.409
1978-79	Happy Mahfouz	6	20	.231
<b>Totals: 18 years</b>		<b>186</b>	<b>255</b>	<b>.422</b>



WIMP SANDERSON



PORTER MOSER

## ALL-TIME COACHING RECORDS

YEARS	COACH	YRS	W	L	PCT.
1930-31	John A Larson	1	9	15	.375
1931-39	Alvin E. Longstreth	8	21	73	.223
1942-46	Herman Bogan	3	39	24	.619
1946-47	George Haynie	1	4	7	.364
1947-48	Deno Nichols	1	11	12	.478
1948-49	David Sibley	1	7	15	.318
1949-50	John Floyd	1	1	20	.048
1950-51	Jim Bearden	1	7	13	.350
1951-53	John Kincannon	2	19	30	.388
1953-56	Woody Johnson	3	25	44	.362
1961-65	Bill Ballard	4	42	52	.447
1965-67	Cleve Branscum	2	22	27	.449
1967-79	Happy Mahfouz	12	122	176	.409
1979-84	Ron Kestenbaum	5	85	52	.620
1984-90	Mike Newell	6	133	60	.689
1990-94	Jim Platt	4	55	60	.487
1994-99	Wimp Sanderson	5	85	58	.594
1999-00	Sidney Moncrief	1	4	24	.143
2000-03	Porter Moser	3	54	34	.613
<b>2003-05</b>	<b>Steve Shields</b>	<b>2</b>	<b>35</b>	<b>22</b>	<b>.614</b>

Records after 1961-62 season include games against four-year, U.S. institutions only. Per NCAA guidelines, Jim Platt's record does not reflect a forfeit victory for the Trojans in the 1991-92 season. UALR's season record with the forfeit was 18-12, but the on-court record was 17-13.



# COACHING HISTORY

## TRANS AMERICA ATHLETIC CONFERENCE

### Overall Conference

Year	Head Coach	W	L	Pct.	W	L	Pct.	Pl.	Post-Season
1979-80	Ron Kestenbaum	16	10	.615	5	6	.454	5th	
1980-81	Ron Kestenbaum	13	13	.500	5	7	.417	T-5th	
1981-82	Ron Kestenbaum	19	8	.704	12	4	.750	1st	
1982-83	Ron Kestenbaum	23	6	.793	12	2	.857	1st	
1983-84	Ron Kestenbaum	14	15	.483	7	7	.500	T-4th	
1984-85	Mike Newell	17	13	.567	9	5	.643	4th	
1985-86	Mike Newell	23	11	.676	12	2	.857	1st	NCAA Second Round
1986-87	Mike Newell	26	11	.703	16	2	.889	1st	NIT Semifinals
1987-88	Mike Newell	24	7	.774	15	3	.833	2nd	NIT First Round
1988-89	Mike Newell	23	8	.742	14	4	.778	2nd	NCAA First Round
1989-90	Mike Newell	20	10	.667	12	4	.750	3rd	NCAA First Round
1990-91	Jim Platt	10	20	.333	6	8	.429	6th	
<b>TAAC Totals: 12 years</b>		<b>228</b>	<b>142</b>	<b>.616</b>	<b>125</b>	<b>54</b>	<b>.698</b>		

## SUN BELT CONFERENCE

### Overall Conference

Year	Head Coach	W	L	Pct.	W	L	Pct.	Pl.	Post-Season
1991-92	Jim Platt	18	12	.600	9	7	.563	T-5th	
1992-93	Jim Platt	15	12	.556	10	8	.556	5th	
1993-94	Jim Platt	13	15	.464	6	12	.333	T-8th	
1994-95	Wimp Sanderson	17	12	.566	9	9	.500	6th	
1995-96	Wimp Sanderson	23	7	.767	14	4	.778	T-1st	NIT First Round
1996-97	Wimp Sanderson	18	11	.621	11	7	.611	3rd	
1997-98	Wimp Sanderson	15	13	.536	10	8	.556	3rd	
1998-99	Wimp Sanderson	12	15	.444	5	9	.357	T-7th	
1999-00	Sidney Moncrief	4	24	.143	1	15	.063	9th	
2000-01	Porter Moser	18	11	.621	9	7	.563	4th E	
2001-02	Porter Moser	18	11	.621	8	6	.571	2nd E	
2002-03	Porter Moser	18	12	.600	8	6	.571	3rd E	
2003-04	Steve Shields	17	12	.586	9	5	.643	1st East	
2004-05	Steve Shields	18	10	.642	10	4	.714	1st East	
<b>SBC Totals: 14 years</b>		<b>224</b>	<b>177</b>	<b>.559</b>	<b>119</b>	<b>107</b>	<b>.527</b>		

**LRU/UALR Totals 44 years**

**638 574 .526**

**Totals 67 years**

**787 822 .489**



MIKE NEWELL




HAPPY MAHFOUZ




SIDNEY MONCRIEF


# ALL-TIME LETTERWINNERS




Alan Barksdale




Johnnie Bell




Stan Blackmon



Carl Brown



Malik Dixon



Muntrelle Dobbins

## A

Sean Acker	1994
Eugene Acklin	1942-43
Bobby Adams	1967
Skip Adams	1933
Freeman Allen	1973-74
Dick Allis	1933-34
Cameron Alstork	1976
Rodney Anderson	1978-79
Herbert Andrews	1932
Roger Armbrust	1962-63-64
James Arnold	1934
Steve Averitt	1969-70-71

## B

Aaron Bailey	1944
Bob Baker	1956
Don Baker	1974-75
Tom Baker	1953-54
Douglas Bale	1953
Clyde Ball	1937-38-39
Jamar Banks	1991-92-93
Bruce Bard	1977
Alan Barksdale	1999-2000-01
Jerry Barnes	1944
Paul Barnes	1933
Ed Baxley	1932
Jim Becker	1946
Johnnie Bell	1988-89
Larry Belleton	1993
Herman Bemberg	1943
Tim Bernard	1943
John Best	1952
Ray Biggadike	1938
John Blackmon	1978-79
Stan Blackmon	1999-2000-01
Curtis Blatch	1974
Troy Bledsoe	1946
Calvin Bleidt	1936-37
George Blood	1954
Ira Bloom	1942
Dwayne Booker	1990
Maurice Bowie	1998-99
Mark Bowman	1979-80
Jimmy Boyd	1943
Curry Bradburn	1938
Mike Brady	1956
Cleve Branscum	1963
Donnie Branscum	1968-69-70-71
Bill Breit	1936
Jerry Brinegar	1967-68
Richard Britt	1968
Oliver Brockman	1931-32
Foster Brodie	1975
Adrian Brown	1998-00
Carl Brown	1989
Juric Brown	1987-88
Jeff Brown	1985
Roger Brown	1981-82
Roman Brown	1999-00
Tom Brown	1975-76
H.T. Bruce	1938
Stan Brummett	1970-71-72-73
Roland Bryant	2000-01
Bob Bucheck	1966
Hugh Buffington	1932

## C

Lannie Butler	1954
Ronald Butler	1953-54
Tom Butler	1968-69-70-71
Lee Buxton	1962
Lucas Byrd	1933-34

Erskine Caldwell	1991-92
Mike Calvin	1982-84
Keith Campbell	1986
Max Campbell	1945
Tom Carruthers	1939
Rick Carter	1978
Jarvis Catron	1992-93
Eurston Chambers	1944
Tommy Charles	1949-50
Robert Chase	1986
Robb Cherne	1994
Andre Chestnut	1996
Tony Chime	1992-93-94-95
Bill Clark	1962
Charlie Clark	1952-53
Michael Clarke	1985-86
John Coates	1965
Felix Coats	1964
Dan Coddington	1982-83-84
Marshall Cole	1949
Estes Coleman	1939
David Cone	1962
Charles Ed Cook	1945
Ed Coon	1947
Gene Copeland	1944
Alvin Corder	1964-65-66-67
Homer Couch	1975
Michael Covington	1986
Coy Cozart	1965-66-67-68
Jerry Cozart	1951
Derrick Crayton	1996-97
June Brady Cross	1945
Randy Crumby	1972-73
Jeff Cummings	1987-88-89

## D

John Dalrymple	1950
Ken Dancy	1977-78
Dick Daniels	1967
Albert Davis	1963
Bill Davis	1943
Earl Davis	1943
Marshall Davis	1966
Ralph Davis	1948
Tavares Davis	1998
James Dawn	1987-88
Bobby Deacon	1942
Bill DeBerry	1977-78
Ronnie DeBerry	1976
Billy DeCaulp	1933
Harry Denson	1948-49
Gene DePriest	1964
Don Dewey	1953
Jack Dickens	1936
Marty Dickerson	1968
Ken Dixon	1970
Malik Dixon	1994-95-96-97
Muntrelle Dobbins	1994-95-96-97
Bob Dobson	1964-65-66-67
Orlando Donaldson	95-96

Bill Doramus	1943
Gene Dorman	1966
Bob Dougherty	1942
Jennings Douglas	1945
Allen Doyle	1953
Larry Drake	1973-74
Clarence Drayden	1977
Steve Duffy	1979-80
Jack Dwiggins	1937

## E

Darius Eason	2000-01, 02-05
Freddy Eastin	1962-63-64-65
Darren Erickson	1991
Leroy Evans	1946
Jason Evansingston	1994
Tim Ezzi	1973-74-75

## F

David Farber	1985
Joe Farrell	1942
Ty Cobb Faulkner	1932
Alex Finger	1999-2000-01
Larry Finley	1962-63-64-65
Jon Finne	1938
Derek Fisher	1993-94-95-96
Bo Fite	1962
Claude Flory	1938-39
Wendall Francis	1988
Curtis Frazier	1973-74
Brandon Freeman	2003-05
Carl Frick	1933-34-35

## G

Wayne Galloway	1951-52-53
Albert Gannoway	1939
Robert Gannoway	1937-38-39
Charles Garner	1947
Terry Garner	1963-64-65
William Garrett	1939
David Garrison	1933
Bob Gary	1945
James Gibbs	1947-48
Bill Gibson	1945
Jeff Gill	1980
Steve Gill	1976
Hiawatha Givens	1975
Dewey Glasscock	1946
John Glenn	1992
Nicky Goatcher	1955-56
Ray Goss	1933-35
Zack Graber	2003-05
Jimmy Grable	1945
Erik Grant	1991
Lynn Greeley	1944
Chris Green	1998-99
Mark Green	1999-2003
Richard Green	1965-67-68
Rory Green	2001-02
Robert Greene	1991-92
Mike Greenwood	1976-77-78-79
LaRue Griffin	1993
Robert Griffin	1976-77
Ed Griffis	1946
J.P. Griggs	1954
John Grissom	1972
Lawrence Cupton	1968

## H

David Hall	1990-91
Derrick Hall	1990-91-93-94
Rich Hall	1982-84
Paul Halter	1950
Thomas Hardcastle	1949
Richard Hardman	2001-05
Ernest Harper	1949
Dennis Harris	1977-78
Roger Harris	1942
Bill Hatchett	1968-69
Harry Haynes	1932
George Hays	1955
Shelby Helmback	1948-49
Philip Hess	1969
Jim Hill	1946
Tony Hobbs	1976-77-79-80
Daron Hoges	1985-87-88-89
Jamal Holden	2002-04
Ray Hollinger	1971-72
Gene Hooks	1949
Larry House	1945
Clark Howard	1951
Clyde Howard	1951
Robert Howard	1955
Ronnie Hubbard	1963-64-65-66
Calvert Hudgens	1943
Jim Hudson	1946-47
Ricky Hughes	1972-73-74-75
Bob Humbar	1966-67
Don Hurst	1962-63-64
Mike Hynes	1989

## I

Jibrahn Ike	2001-03
Anthony Ingram	1984
William Ingram	1936


## J

Alan Jackson	1943
Ewing Jackson	1932
Myron Jackson	1983-84-86
Vaughn Jackson	1949-50
Josh Jacobs	2001-05
Udo Jansen	1945
Roy Jech	1951-52
Earp Jennings	1934
Charlie Johnson	1970-71-72-73
Douglas Johnson	1947
Jason Johnson	1989-90
Jimmy Johnson	1972
Jon Johnson	1989-90
Larry Johnson	1975-76-77-78
Larry Lee Johnson	1976
Delmar Jones	1975
Elbert Jones	1933-34
Jean Jones	1942-43
Maurice Jones	1998-99
Nick Jones	2001-03
Tony Jones	1990-91
Lonnie Jordan	1988
James Joseph	1999
Harold Joyner	1952


## K

Joe Kearney	1936
Paul Keegan	1950-51
Richard Kelley	1933-34-35


# ALL-TIME LETTERWINNERS




Myron Jackson




Curtis Kidd




Ryan Moss



Chuck Phinizy



James Scott



Nick Zachery

Doc Kelly ..... 1998-99  
 Troy Keith ..... 1934  
 Curtis Kidd ..... 1986-87  
 Blake King ..... 1975  
 Wade Kirkwood ..... 1937-38  
 Eddie Kitchens ..... 1964  
 Ted Kittredge ..... 1933-34  
**Jarryd Knight ..... 2004-05**  
 Charles Koonce ..... 1997  
 Alexei Korolev ..... 2003-05  
 Richard Krote ..... 1933-34  
 John Krumholtz ..... 1972-73-74

## L

Marty Laguerre ..... 1979-80  
 James Lake ..... 1975  
 Billy Lamb ..... 1952  
 Jimmy Lampley ..... 1982-83  
 Jim Landers ..... 1954-55  
 Sam Laser ..... 1938-39  
 Bill Lavender ..... 1947  
 Max Lay ..... 1964-65  
 Paul Layefsky ..... 1975-76  
 R.B. Lewis ..... 1939  
 Terry Lee ..... 1999-00  
 Larry Loew ..... 1979  
 Mike Loew ..... 1969-70  
 Fred Lord ..... 1972-73-74-75  
 Tommy Louks ..... 1964-65-66-67  
 Michael Lovitt ..... 1998-00  
 Sherman Lusk ..... 1997-98

## M

Dick Mabrey ..... 1952-53  
 Alonzo MacDonald ..... 1969  
 Bob MacDonald ..... 1946  
 Costa Malone ..... 1993  
 Bernard Manzy ..... 1973  
 Tony Martin ..... 1992-93  
 Jesse Massey ..... 1980-81  
 Donnie Matlock ..... 1972  
 Ara Matthews ..... 1992  
 Chester Matthews ..... 1947  
 Gilbert Maxwell ..... 1980-81  
 Winkie May ..... 1956  
 Danny McCall ..... 2001-03  
 George McCaskill ..... 1977  
 Carl McConnell ..... 1933  
 Paris McCurdy ..... 1986-87  
 Carl McDaniel ..... 1933  
 Jack McDermott ..... 1944  
 Leonard McGowan ..... 1944  
 Ronnie McMasters ..... 1969  
 John McNeil ..... 1936  
 Preston Means ..... 1932  
 Cody Mears ..... 2000-01  
 Billy Meeks ..... 1942  
 Mal Mihajlovich ..... 1982-83  
 Dutch Miller ..... 1933  
 Bill Milner ..... 1962  
 Charles Mize ..... 1969  
 James Moncure ..... 1942  
 David Moore ..... 1978  
 Troy Moore ..... 1999-00  
 Freddie Morgan ..... 1988-89  
 L.B. Morgan ..... 1933  
 Owen Morrow ..... 1946

Ryan Moss ..... 1998-99  
 Bob Mounger ..... 1951-53  
**Elijah Muldrow ..... 2004-05**  
 Jimmy Murphy ..... 1944  
 Kimmo Muurinen ..... 2002-04  
 Pete Myers ..... 1985-86

## N

John Narkinsky ..... 1962-63-64  
 Brooks Nash ..... 1962  
 Michael Neal ..... 1997-00  
 John Neale ..... 1955  
 Kenneth Neale ..... 1954  
 Roderick Nealy ..... 1999-00  
 Donald Newman ..... 1980-81-83-84  
 Bill Nicholas ..... 1946  
 Damion Ninkovic ..... 2000-02  
 Bob Norwood ..... 1945  
 Houston Nutt ..... 1953

## O

Pat O'Brien ..... 1956  
 Derrick Owens ..... 1989

## P

Terrone Parham ..... 1994-95  
 Ed Parkhill ..... 1956  
 Ralph Parker ..... 1953  
 Sam Parker ..... 1936  
 Frank Pasierb ..... 1950-51  
 John Pearson ..... 1955-56  
 Jesse Peeples ..... 1999  
 Chuck Phinizy ..... 1981-82  
 Chester Pickering ..... 1954-55  
 Glyn Pinnell ..... 1942  
 Leon Potter ..... 1946-47  
 Eddie Powell ..... 1985-86-87  
 George Pratt ..... 1972-73  
 James Price ..... 1997-98  
 Michael Pridgeon ..... 2003-05  
 Raymond Pryor ..... 1942  
 Mike Pyron ..... 1967-68-69-70

## R

Roy Ralston ..... 1984  
 Carl Raney ..... 1933  
 Steve Rector ..... 1998-99  
 David Redmon ..... 1991  
 Joe Reese ..... 1955-56  
 Bart Reid ..... 1999-00  
 Ed Reid ..... 1931-32-33  
 Elius Reid ..... 1944  
 William Reutlehuber ..... 1933  
 Earl Reveley ..... 1932  
 L.C. Reynolds ..... 1978-79  
 Douglas Rice ..... 1952-54  
 Buddy Richards ..... 1942  
 John Richmond ..... 1970  
 Dick Riggs ..... 1938  
 Ezelle Rivers ..... 1982-83-84-85  
 Mike Rivers ..... 1981-82-83-84  
 Rank Roberts ..... 1938  
 Herman Roberts ..... 1936  
 Richard Robins ..... 1948  
 Cordell Robinson ..... 1991-92-94-95  
 Daniyal Robinson ..... 1997-98  
 Reggie Robinson ..... 1994  
 Emmett Rodman ..... 1931-32  
 Alex Rodriguez ..... 1993-94

Carlos Rogers ..... 1991  
 Fae Rohr ..... 1962  
 Royce Rose ..... 1962  
 Lee Rotenberry ..... 1938  
 Dub Rowland ..... 1944-45  
 David Russell ..... 1944  
 John Ruston ..... 1968  
 Michael Ruan ..... 1971  
 Earnest Ryburn ..... 1949

## S

Bob Sahr ..... 1992-93  
 Charles Sanders ..... 1964-66-67  
 Gerald Sanders ..... 1951  
 Philip Sanders ..... 1936  
 Basil Sanderson ..... 1932  
 Jack Sandridge ..... 1942  
 George Savary ..... 1948  
 Joe Schaefer ..... 1932  
 Jerry Schmitt ..... 1971  
 Wallace Schmuck ..... 1949  
 James Scott ..... 1988-89-90-91  
 Jewell Self ..... 1956  
 Dean Severn ..... 1986-87  
 Roger Sexton ..... 1956  
 G.C. Sherlin ..... 1932  
 Joe Shinn ..... 1948-49  
 Carol Shukers ..... 1945  
 Richard Sims ..... 1950  
 Jerry Small ..... 1981-82-83  
 Jearl Smith ..... 1952  
 Johnnie Smith ..... 1968  
 Laverne Smith ..... 1999-2000-01  
 Mack Smith ..... 1945-46  
 Reggie Smith ..... 1986-87  
 Rodd Smith ..... 1995-97  
 Willard Smith ..... 1962  
 Bill Sodeman ..... 1969  
 Robert Southard ..... 1948  
 Luther Spears ..... 1932  
 Jermain Speights ..... 2000-04  
 Jim Spradley ..... 1950  
 Paul Springer ..... 1986-87-88-89  
 Bo Stallworth ..... 1974-75  
 Glen Staples ..... 1964-66  
 Knighton Starnes ..... 1937  
 Alan Stein ..... 1993  
 Joe Stephens ..... 1995  
 Danny Stevens ..... 1977  
 Lawrence Stolzer ..... 1955  
 Fred Storm ..... 1936-37  
 Justin Stuckey ..... 2002-04  
 Don Swope ..... 1955-56  
 Don Sugg ..... 1970-71-72-73  
 Fred Summers ..... 1992-93  
 Mosea Susskey ..... 1938

## T

Don Tate ..... 1955  
 Bob Taylor ..... 1943  
 Tim Taylor ..... 1931  
 Carl Thomas ..... 1932  
 Harlan Thomas ..... 1946  
 John Thomas ..... 1938  
 John Thomas ..... 1968  
 Woodlief Thomas ..... 1939  
 Charles Thompson ..... 1932

Dennis Thompson ..... 1981-82  
 Tom Thompson ..... 1932  
 Hugh Toland ..... 1942  
 Larry Toliver ..... 1975  
 Clyde Tracy ..... 1951-52  
 Tony Travis ..... 2002-03

## U

James Ussery ..... 1949

## W

Rod Wade ..... 1990-91-92  
 Harold Waggoner ..... 1948-49  
 Hughell Wagnon ..... 1946  
 John Walker ..... 1971-72  
 Jim Wallace ..... 1953-54  
 Robert Walsh ..... 1981-82  
 Marion Ward ..... 1947  
 Duane Washington ..... 1983  
 James Washington ..... 1974-75  
 Don Waters ..... 1950  
 Woodie Watson ..... 1974-75-76  
 Burrell Webber ..... 1947-48  
 Charles Webster ..... 1942  
 Lloyd Weems ..... 1954  
 Bob Wells ..... 1949-50  
 David Wells ..... 1947  
 Marcus Wesley ..... 1996-97  
 Bill Westbrook ..... 1942  
 Hugh Westbrook ..... 1947  
 Cameron White ..... 1973-74  
 Pete Whitehurst ..... 1962  
 Larry Whisman ..... 1943  
 Manuel Whitley ..... 1951-52  
 Oris Whitley ..... 1932  
 Johnny Whitten ..... 1955  
 Cecil Wicker ..... 1969-70  
 Fred Wilke ..... 1951-52  
 Elbert Wilkes ..... 1935  
 Count Williams ..... 1989  
 Edgar Williams ..... 1970  
 Vaughn Williams ..... 1980-81-82-83  
 Wadale Williams ..... 2003-04  
 Columbus Willis ..... 2000-03, 2004-05  
 Greg Wilson ..... 1977  
 Jim Wimberly ..... 1956  
 Gregory Winston ..... 1970-71-72-73  
 James Womack ..... 1989-90-91-92  
 Joe Wooley ..... 1956  
 Harry Wooten ..... 1956  
 George Worrell ..... 1956  
 Tommy Worrell ..... 1956  
 Bruce Worthington ..... 1937  
 Ken Worthy ..... 1985-86  
 John Wright ..... 1946  
**Zack Wright ..... 2003-05**  
 George Wyatt ..... 1935

## Y


Jake Yancey ..... 2000-03  
 Roger York ..... 1974  
 Dexter Young ..... 1981-82-83-84  
 Jim Young ..... 1947

## Z

Nick Zachery ..... 2000-03



# TROJAN AWARD WINNERS



Former Trojan Pete Myers was a two-time All-TAAC selection before being drafted by the Chicago Bulls in the sixth round of the 1986 NBA Draft. Myers enjoyed an eight-year career in the NBA and is currently an assistant coach with the Chicago Bulls.

## ALL-AMERICANS

Derek Fisher .....	1995-96 (UPI - HM)
Michael Clarke .....	1984-85 (A P)
Donald Newman .....	1983-84 (TSN)
Jimmy Lampley .....	1981-82 (UPI - HM)
Vaughn Williams .....	1981-82 (TSN - HM)
Larry Drake .....	1973-74 (Converse - HM)

## ALL-SUN BELT CONFERENCE

Brandon Freeman .....	2003-04 (3rd), 2004-05 (2nd)
Nick Zachery .....	2001-02
Stan Blackmon* .....	2000-01
Ryan Moss .....	1997-98, 1998-99
Alan Barksdale .....	1998-99
Muntrelle Dobbins .....	1996-97
Malik Dixon .....	1995-96, 1996-97
Derek Fisher .....	1994-95, 1995-96
Derrick Hall .....	1993-94
Tony Martin .....	1991-92, 1992-93

\*unanimous selection

## SUN BELT PLAYER OF THE YEAR

Muntrelle Dobbins .....	1996-97
Derek Fisher .....	1995-96

## SUN BELT DEFENSIVE PLAYER OF THE YEAR

Muntrelle Dobbins .....	1996-97
-------------------------	---------

## SUN BELT NEWCOMER OF THE YEAR

Ryan Moss .....	1997-98
-----------------	---------

## SUN BELT FRESHMAN OF THE YEAR

Malik Dixon .....	1993-94
Tony Chime .....	1991-92

## SUN BELT COACH OF THE YEAR

Steve Shields .....	2003-04
Wimp Sanderson .....	1995-96

## NABC ALL-DISTRICT TEAM

Stan Blackmon .....	2000-01
---------------------	---------

## NABC ACADEMIC HONOR ROLL

Alan Barksdale .....	2000-01
----------------------	---------

## USBWA ALL-DISTRICT TEAM

Stan Blackmon .....	2000-01
---------------------	---------

## ALL-TRANS AMERICA ATHLETIC CONFERENCE

James Scott ...	1987-88 (2nd), 1988-89 (HM), 1989-90 (HM), 1990-91 (HM)
Carl Brown .....	1988-89 (1st), 1989-90 (1st)
Derrick Owens .....	1989-90 (2nd)
Johnnie Bell .....	1987-88 (2nd), 1988-89 (1st)
James Dawn .....	1987-88 (1st)
Curtis Kidd .....	1986-87 (1st)
Pete Myers .....	1984-85 (HM), 1985-86 (1st)
Myron Jackson .....	1984-85 (HM), 1985-86 (1st)
Michael Clarke .....	1984-85 (2nd), 1985-86 (2nd)
Donald Newman .....	1983-84 (1st)
Mike Rivers .....	1982-83 (2nd), 1983-84 (HM)
Vaughn Williams .....	1981-82 (HM), 1982-83 (1st)
Jimmy Lampley .....	1981-82 (1st)
Chuck Phinizy .....	1981-82 (HM)
Jesse Massey .....	1980-81 (HM)
Gilbert Maxwell .....	1980-81 (HM)

## TAAC ALL-TOURNAMENT TEAM

James Scott .....	1989, 1990, 1991
David Redmon .....	1991
Derrick Owens .....	1989, 1990 (MVP)
Carl Brown .....	1990
Jeff Cummings .....	1989 (MVP)
Johnnie Bell .....	1989
James Dawn .....	1988
Daron Hoges .....	1987
Pete Myers .....	1986
Michael Clarke .....	1986 (MVP)
Roy Ralston .....	1984
Jimmy Lampley .....	1983 (MVP)
Vaughn Williams .....	1982, 1983
Mike Rivers .....	1983

## TAAC NEWCOMER OF THE YEAR

James Scott .....	1987-88
Michael Clarke .....	1984-85
Jimmy Lampley .....	1981-82

## TAAC PLAYER OF THE YEAR

Myron Jackson .....	1985-86
---------------------	---------

## TAAC COACH OF THE YEAR

Mike Newell .....	1988-89
Mike Newell .....	1985-86
Ron Kestenbaum .....	1981-82

## ALL-NAIA DISTRICT 17

Larry Johnson .....	1974-75 (1st)
Tom Brown .....	1974-75 (HM)
Fred Lord .....	1973-74 (HM), 1974-75 (HM)
Larry Drake .....	1972-73 (HM), 1973-74 (1st)
Cameron White .....	1972-73 (HM), 1973-74 (HM)
Charlie Johnson .....	1972-73 (1st)
John Walker .....	1971-72 (1st)

# ALL-TIME SERIES RECORDS

TEAM	W	L	LAST	TEAM	W	L	LAST	TEAM	W	L	LAST
Abilene Chr.	2	0	1994-95	Houston Baptist	12	10	1988-89	Portland State	3	0	2002-03
Ala.-Birmingham	1	0	1986-87	Idaho	0	1	1992-93	Prairie View A&M	6	1	2002-03
Albany	1	0	1998-99	<b>Idaho State</b>	<b>0</b>	<b>1</b>	<b>2003-04</b>	Princeton	0	1	1989-90
Albany State	2	0	1976-77	<b>Illinois</b>	<b>0</b>	<b>2</b>	<b>1990-91</b>	Providence	0	1	1985-86
Alcorn State	8	3	2003-04	Indiana	0	2	1994-95	Purdue	0	1	1987-88
Amer. Christian	1	3	1975-76	Iowa	0	2	1985-86	Richmond	1	0	1998-99
Arizona	0	1	1987-88	IPFW	1	0	2003-04	Rhode Island	0	1	1981-82
Arizona State	0	1	2003-04	Jackson State	1	7	1990-91	Saint Louis	1	2	2001-02
Arkansas College	8	11	1982-83	Jacksonville	13	3	1997-98	St. Bonaventure	1	1	2004-05
<b>Arkansas State</b>	<b>21</b>	<b>37</b>	<b>2004-05</b>	James Madison	0	1	1977-78	St. Gregory's	1	0	2004-05
ASU-Beebe JC	0	2	1961-62	<b>John Brown</b>	<b>10</b>	<b>20</b>	<b>1975-76</b>	St. Mary's (Calif.)	1	0	1989-90
Arkansas Tech	4	5	2001-02	Kansas	0	2	1993-94	Sam Houston State	3	2	1996-97
UA-Monticello	8	7	1972-73	Kansas State	0	1	1997-98	Samford	19	6	1990-91
<b>Arkansas-Pine Bluff</b>	<b>12</b>	<b>5</b>	<b>2002-03</b>	King College	1	0	1962-63	San Jose State	1	0	1989-90
Auburn	0	1	1996-97	Lamar	10	5	1997-98	School of Ozarks	9	1	1975-76
Austin Peay	1	5	2001-02	Lambuth	3	3	1968-69	Siena	0	1	1980-81
Baptist Christian	3	0	1986-87	LaSalle	0	1	1986-87	<b>South Alabama</b>	<b>11</b>	<b>16</b>	<b>2004-05</b>
Baylor	1	1	2000-01	LeTourneau	3	3	1966-67	South Carolina State	1	0	1979-80
Belhaven	4	7	1972-73	Lewis	1	0	1991-92	SE Missouri State	3	1	2002-03
Belmont	0	1	1968-69	Lincoln (Mo.)	2	6	1978-79	SE Louisiana	11	5	2004-05
Bethel	1	3	1965-66	Long Island	0	1	1980-81	Southern	5	9	2004-05
Bethune Cookman	1	0	1980-81	Louisiana College	1	2	1972-73	Southern Arkansas	3	7	2004-05
Birmingham So.	1	0	1961-62	Louisiana-Monroe	4	3	2003-04	Southern Bap. JC	3	2	1965-66
<b>Bowling Green</b>	<b>0</b>	<b>3</b>	<b>2004-05</b>	<b>Louisiana-Lafayette</b>	<b>9</b>	<b>16</b>	<b>2004-05</b>	Southern California	1	1	1988-89
California	1	0	1986-87	Louisiana Tech	10	22	2000-01	<b>Southern Illinois</b>	<b>1</b>	<b>0</b>	<b>2004-05</b>
UC-Sacramento	2	0	1990-91	Louisville	0	1	1988-89	Southern Miss.	0	4	2002-03
Cal State-Fullerton	1	0	2002-03	Loyola (Ill.)	1	1	1987-88	Southern Tech	1	0	1970-71
Cameron	0	2	1976-77	Marquette	0	2	2000-01	Southern-NO	2	0	1976-77
Campbell	4	0	1980-81	Marshall	1	1	1988-89	Southwest Baptist	2	0	1986-87
Centenary	23	11	1999-00	Marymount (Kan.)	1	0	1977-78	Southwest Texas	1	1	1995-96
Central (Okl.) State	1	1	1976-77	Massachusetts	0	1	2001-02	Southwest Missouri	0	4	2004-05
Central Arkansas	7	2	2002-03	McNeese State	1	1	2004-05	Southwestern (Tenn.)	14	13	1973-74
Central Florida	0	1	1991-92	Memphis	0	2	2002-03	Southwestern (Texas)	1	0	2000-01
Central Michigan	1	0	1997-98	Mercer	19	6	1990-91	Stephen F. Austin	4	1	1989-90
Christian Brothers	5	4	1970-71	<b>Middle Tennessee</b>	<b>9</b>	<b>4</b>	<b>2004-05</b>	Stetson	7	4	1990-91
Clemson	0	2	1986-87	Millsaps	2	3	1971-72	Tennessee	1	0	1993-94
Col. of the Ozarks	18	5	1973-74	Minnesota	0	1	2002-03	Tennessee State	0	1	1992-93
Colorado	2	1	1988-89	Miss. College	7	5	1983-84	Tennessee-Martin	2	0	1992-93
Colorado State	2	0	2002-03	Mississippi State	1	3	2004-05	Texas Christian	0	2	1991-92
Creighton	0	1	2003-04	Miss. Valley St.	2	2	1997-98	Texas Southern	2	1	1988-89
Dallas Baptist	2	1	1980-81	UMKC	3	1	2000-01	Texas-El Paso	2	2	1998-99
Delaware State	1	0	1979-80	Missouri-St. Louis	0	1	1968-69	UT-Pan American	16	2	1998-99
<b>Denver</b>	<b>4</b>	<b>5</b>	<b>2004-05</b>	Morgan State	1	0	2001-02	UT-San Antonio	11	5	1990-91
Dillard	3	3	1977-78	Morris Brown	2	0	2000-01	Texas Tech	0	2	1996-97
East Texas Bap.	5	6	1974-75	Murray State	0	1	1998-99	<b>Troy</b>	<b>0</b>	<b>1</b>	<b>1962-63</b>
Eastern Illinois	1	1	1976-77	Nebraska	0	1	1986-87	Truman State	1	0	1996-97
Evangel	7	1	1974-75	Nebraska-Omaha	2	2	1976-77	Valparaiso	1	1	1979-80
Evansville	0	1	1984-85	Nevada-Las Vegas	0	1	1989-90	Vanderbilt	0	1	1995-96
Faulkner	1	0	1996-97	New Mexico State	4	2	2004-05	Virginia Tech	0	1	1977-78
<b>Florida International</b>	<b>10</b>	<b>5</b>	<b>2004-05</b>	<b>New Orleans</b>	<b>11</b>	<b>15</b>	<b>2004-05</b>	Washington State	0	1	1979-80
Florida Southern	0	1	1980-81	Nicholls State	5	7	1983-84	West Alabama	2	0	1995-96
Florida State	0	1	1992-93	North Car. A&T	2	1	1979-80	Western Carolina	1	0	1998-99
Freed Hardeman	2	0	1975-76	North Carolina State	0	1	1985-86	Western Illinois	2	1	1981-82
George Mason	1	0	1985-86	N.C.-Wilmington	0	2	1978-79	<b>Western Kentucky</b>	<b>9</b>	<b>24</b>	<b>2004-05</b>
Georgia	0	1	1999-00	<b>North Texas</b>	<b>7</b>	<b>3</b>	<b>2004-05</b>	Whitworth	2	0	1982-83
Georgia Southern	13	14	1990-91	Northeast La.	3	2	1981-82	William Carey	5	2	1995-96
Georgia State	16	1	1990-91	Northeastern (Mass.)	0	1	1984-85	William Jewell	0	1	1971-72
Georgia Tech	0	1	2004-05	NE (Okl.) St.	2	2	1975-76	Williams Baptist	1	0	2003-04
Gonzaga	0	1	1997-98	Northern Colorado	1	2	1978-79	Wis.-Milwaukee	1	1	1979-80
Grambling	16	7	2001-02	Northwestern	1	0	2000-01	Xavier (Ohio)	0	3	1989-90
Hampton	1	0	1997-98	Northwestern State	8	3	1985-86				
Hardin-Simmons	20	2	1989-90	Notre Dame	1	0	1985-86				
				Oldahoma			1999-01				
				Oklahoma Christian			1977-78				
				Oldahoma City			1983-84				
				Oklahoma State			2004-05				
				Ouachita Baptist			1997-68				
				Pepperdine			2002-03				
				Philander Smith			1969-70				

2005-06 opponents in bold

# YEAR-BY-YEAR RESULTS

## 1930-31 (9-15)

### Coach John A. Larson

Colonial Baking Co.	L	17-47
State Hospital	L	19-38
Catholic HS	W	50-10
City Delivery	L	27-35
El Dorado JC	W	35-17
Cap City Bus Col.	L	28-46
LRHS Faculty	L	18-28
Jville Independents	W	46-27
State Hospital	L	19-38
Colonial Baking Co.	L	23-74
Jacksonville HS	L	19-22
Dark Horses	W	26-22
Bauxite Ind	W	36-18
LRHS Faculty	W	37-33
Joe T. Robinson HS	W	36-26
People's Trust Co.	W	36-32
Bauxite Ind	L	31-34
Harding	L	30-39
Harding	W	40-27
Arkansas Tech	L	24-38
Central Arkansas	L	20-44
UA-Monticello	L	34-48
Little Rock Silents	L	34-43
UA-Monticello	L	18-32

## 1931-32 (9-9)

### Coach Alvin E. Longstreth

First Methodist	W	43-21
State Teachers	L	38-62
555, Inc.	W	43-34
Arkansas State	L	33-54
People's Trust Co.	W	43-32
Harding	L	41-43
Immanuel Baptist	W	42-38
Fort Smith JC	W	67-32
Harding	L	27-44
State Teachers	L	43-45
State Hospital	L	30-67
First Methodist	W	51-49
Fort Smith JC	W	39-24
555, Inc.	W	56-38
Arkansas State	L	27-52
Peoples Trust Co.	L	42-47
Immanuel Baptist	W	68-37
State Hospital	L	36-60

## 1932-33 (5-7)

### Coach Alvin E. Longstreth

Black & White	W	32-29
Black & White	L	26-32
Missionary Baptist	W	38-30
Missionary Baptist	L	30-31
Second Baptist	W	40-26
Second Baptist	W	42-28
Harding	L	30-68
Harding	L	34-54
Fort Smith JC	W	48-32
Fort Smith JC	L	24-41
Arkansas State	L	34-63
Arkansas State	L	34-54

## 1933-34 (1-8)

### Coach Alvin E. Longstreth

Hendrix	L	15-44
Central Arkansas	L	17-67
Arkansas State	L	31-61
Arkansas College	L	14-41
Arkansas State	L	22-33
Wright Deimer	W	33-21
Arkansas College	L	29-47
Central Arkansas	L	29-36
Arkansas College	L	16-39

## 1934-35 (4-7)

### Coach Alvin E. Longstreth

Harding	W	53-39
Harding	W	51-39
Arkansas State	L	29-34
Arkansas State	L	33-40
Jonesboro Baptist	W	41-18
Arkansas Tech	L	30-46
Arkansas Tech	L	36-41
Central Arkansas	L	26-52
Arkansas College	L	39-62
Arkansas College	W	40-31
Arkansas College	L	29-42

## 1935-36 (1-9)

### Coach Alvin E. Longstreth

Hendrix	L	22-38
Hendrix	L	18-49
Arkansas Tech	L	19-39
State Teachers	L	20-46
Arkansas Tech	L	19-31
Harding	W	30-28
Arkansas State	L	21-42
Arkansas State	L	18-60
State Teachers	L	29-66
Harding	L	44-48

## 1936-37 (0-12)

### Coach Alvin E. Longstreth

Henderson State	L	14-40
Arkansas College	L	15-40
Harding	L	21-51
Arkansas Tech	L	25-50
Harding	L	23-48
Hendrix	L	17-51
Henderson State	L	20-61
Hendrix	L	13-56
Arkansas College	L	24-34
Arkansas State	L	13-41
Arkansas Tech	L	13-50
Arkansas State	L	16-27

## 1937-38 (0-10)

### Coach Alvin E. Longstreth

Arkansas Tech	L	33-67
Hendrix	L	29-43
Central Arkansas	L	19-23
Henderson State	L	17-41
Central Arkansas	L	21-36
UA-Monticello	L	18-40
Henderson State	L	28-32
Arkansas Tech	L	20-51
Henderson State	L	21-37
Southern Arkansas	L	14-34

## 1938-39 (1-11)

### Coach Alvin E. Longstreth

Central Arkansas	L	31-63
Arkansas Tech	L	36-46
El Dorado JC	L	47-52
Hendrix	L	14-46
Southern Arkansas	W	34-33
El Dorado JC	L	39-50
Central Arkansas	L	42-73
Arkansas Tech	L	28-44
Southern Arkansas	L	31-38
Henderson State	L	40-56
Hendrix	L	23-47
Henderson State	L	56-67

## 1939-40 - No Team

## 1940-41 - No Team



Michael Clarke against Georgia Southern

## 1941-42 (6-5)

### No Coach

John Tucker Furniture	L	30-36
Mobil Gas	L	25-26
John Tucker Furniture	L	4-29
Little Rock HS	W	46-33
Otasco	L	18-59
Little Rock HS	W	36-27
Highland Methodist	W	56-34
ABC Mattress Co.	L	25-32
Otasco	W	33-30
ABC Mattress Co.	W	48-36
Otasco	W	37-32

## 1942-43 (22-10)

### Coach Herman Bogan

School for the Deaf	W	33-25
Coast Guard	L	13-23
Hi-Y	W	58-16
Thermothrockles	W	36-14
Signal Corps	W	24-20
TNT	W	50-30
MD's	W	37-25
Thermothrockles	W	27-16
Hi-Y	W	42-10
TNT	W	45-19
DeMolay	W	60-18
Catholic HS	W	18-17
Otasco	L	18-29
MD's	L	18-20
Signal Corps	L	15-16
DeMolay	W	93-22
North Little Rock HS	W	43-42
Thermothrockles	W	30-6
Ritterites	W	35-26
School for the Deaf	W	24-18
Signal Corps	L	15-23
Catholic HS	L	9-17
Thermothrockles	W	27-21
North Little Rock HS	L	42-52
School for the Deaf	W	52-21

Ritterites	W	45-16
TNT	W	35-23
Signal Corps	L	27-41
Signal Corps	L	27-30
Signal Corps	L	31-33
Little Rock HS	W	33-25

## 1943-44 (13-5)

### Coach Herman Bogan

DeMolay	W	54-13
Catholic HS	W	14-7
Army Meds	L	18-21
School for the Deaf	W	49-33
Kangaroos	W	34-25
DeMolay	W	36-16
Senior Hi-Y	W	59-12
Stuttgart AFB	W	51-16
Camp Robinson	W	30-29
Navy Meds	W	36-17
Army Meds	L	20-23
School for the Deaf	W	50-41
Worthen Bankers	L	39-42
DeMolay	W	42-10
Senior Hi-Y	W	51-23
Kangaroos	W	49-23
Navy Meds	L	29-32
Spauldings	L	45-73

## 1944-45 - No Team

## 1945-46 (4-9)

### Coach Herman Bogan

Hendrix	L	36-43
Ouachita Baptist	L	24-69
Southern Arkansas	W	35-34
Henderson State	L	32-47
Southern Arkansas	L	36-40
Henderson State	L	48-50
Central Arkansas	L	43-68
Echo Foods	W	33-25
1943 Alumni	L	39-47



# YEAR-BY-YEAR RESULTS

Sandridge Service	W	49-40
UA Medical School	L	37-51
Morgan Insurance	L	26-46
101st Battalion	W	63-58

## 1946-47 (4-7) Coach Geoge Haynie

UA Medical School	W	39-36
ASU-Beebe JC	L	37-50
ASU-Beebe JC	W	51-38
Fort Smith JC	W	40-36
UA Medical School	L	41-50
Southern Arkansas	L	37-45
Henderson State	L	40-67
Hendrix	L	49-69
Morgan Insurance	W	40-18
Henderson State	L	43-67
Fort Smith JC	L	35-45

## 1947-48 (11-12) Coach Deno Nichols

ASU-Beebe JC	L	46-51
Arkansas College	L	39-40
Ark. State Teachers	L	42-62
Arkansas Tech	L	33-54
Arkansas College	W	51-44
Kinney's	L	43-44
Southern Arkansas	W	50-43
Arkansas Tech	W	51-39
Hendrix	L	45-38
Henderson State	L	40-45
Col. of the Ozarks	L	31-38
Ark. State Teachers	L	44-56
Col. of the Ozarks	W	38-34
Hendrix	W	46-35
Fort Smith JC	W	79-47
ASU-Beebe JC	W	58-51
Ouachita Baptist	L	55-75
Ouachita Baptist	L	54-59
Fort Smith JC	W	70-56
UA-Monticello	W	57-45
Henderson State	L	47-50
UA-Monticello	W	31-29
Southern Arkansas	W	56-45

## 1948-49 (7-15) Coach David Sibley

Pine Bluff Ind.	W	59-46
ASU-Beebe JC	L	50-53
Central Arkansas	L	40-59
Henderson State	L	42-62
Arkansas Tech	L	37-57
Central Arkansas	L	27-53
Ouachita Baptist	L	38-54
Hendrix	L	44-59
Arkansas College	W	53-51
UA-Monticello	W	56-45
Hendrix	L	40-66
Ouachita Baptist	L	55-56
Arkansas Tech	L	55-70
Henderson State	L	37-52
Arkansas College	W	51-50
Col. of the Ozarks	L	40-72
UA-Monticello	L	56-79
Col. of the Ozarks	L	43-61
ASU-Beebe JC	W	70-69
Hendrix	W	55-49
Nowlin Lumber Co	W	57-48
Ark. Sporting Goods	L	53-64

## 1949-50 (1-20) Coach John Floyd

Henderson State	L	26-35
Hendrix	L	48-49
Central Arkansas	L	25-53

Ouachita Baptist	L	40-58
UA-Monticello	L	42-52
Southern Arkansas	L	37-55
Col. of the Ozarks	L	28-65
Central Arkansas	L	42-59
Arkansas Tech	L	42-80
Henderson State	W	50-49
Arkansas Tech	L	56-102
Arkansas Freshmen	L	30-53
Col. of the Ozarks	L	38-69
UA-Monticello	L	49-72
Arkansas College	L	40-66
Hendrix	L	36-42
ASU-Beebe JC	L	49-80
Ouachita Baptist	L	49-81
Arkansas College	L	49-71
Southern Arkansas	L	40-64
El Dorado Oilers-u	L	36-49
u - AAU Tournament		

## 1950-51 (7-13) Coach Jim Bearden

Hendrix	W	43-42
Ark. State Teachers	L	43-50
Wayne Independents	L	38-50
Arkansas Tech	L	50-79
ASU-Beebe JC	L	37-54
Ouachita Baptist	W	65-58
Ark. State Teachers	L	57-63
Ouachita Baptist	L	43-49
ASU-Beebe JC	L	65-75
Southern Arkansas	L	57-78
College of the Ozarks	W	42-37
Arkansas College	W	47-39
Arkansas State	W	52-43
Hendrix	W	48-40
Southern Arkansas	L	53-61
Arkansas State	L	48-68
College of the Ozarks	W	58-46
Arkansas Tech	L	47-68
Arkansas College	L	57-62
McNeese State	L	49-53

## 1951-52 (9-16) Coach John Kincannon

Citizens Cigar	W	73-49
Wayne Independents	L	84-90
UA Medical School	W	73-36
Hendrix	L	51-55
Ouachita Baptist	L	72-75
Arkansas "B"	W	71-65
Arkansas "B"	L	57-61
Red River Arsenal	L	43-61
Red River Arsenal	L	49-61
Southern Arkansas	L	79-85
Arkansas Tech	L	62-86
College of the Ozarks	W	55-46
UA-Monticello	L	56-73
Ouachita Baptist	W	59-54
College of the Ozarks	L	48-59
Arkansas St. Teachers	W	55-53
Arkansas College	L	63-83
Hendrix	W	71-68
Arkansas Tech	L	61-68
Southern Arkansas	L	71-82
UA-Monticello	W	111-81
Holmes JC	W	75-73
Itawamba JC	W	79-75
ASU-Beebe JC	L	61-63

## 1952-53 (9-15) Coach John Kincannon

Arkansas College	L	56-85
Arkansas Tech	L	78-103
Central Arkansas	L	48-76

Hendrix	L	68-74
Arkansas Tech	L	79-91
UA-Monticello	L	74-77
College of the Ozarks	W	70-60
Arkansas College	L	25-56
Central Arkansas	L	95-113
Kilgore JC	W	86-79
UA-Monticello	L	91-92
Hendrix	L	61-68
Arkansas College	L	57-64
College of the Ozarks	W	82-69
Tyler JC	L	88-106
Kilgore JC	W	97-89
Paris JC	L	60-76
Cameron JC	L	68-81
Tyler JC	W	96-72
Cameron JC	L	51-80
Arkansas Freshmen	W	79-78
Paris JC	W	82-81
ASU-Beebe JC	W	96-89
ASU-Beebe JC	W	95-93

## 1953-54 (12-14) Coach Woody Johnson

Arkansas Freshmen	L	61-82
NW Mississippi JC	W	87-69
NW Mississippi JC	W	57-48
Hendrix	W	66-54
Hendrix	W	64-62
NE Mississippi JC	L	83-89
NE Mississippi JC	L	68-81
NE Mississippi JC	L	73-79
NE Mississippi JC	L	62-82
ASU-Beebe JC	W	68-60
Arkansas Freshmen	W	82-78
Ouachita Baptist	L	76-86
Ft. Smith Miller Jewelers	W	81-79
El Dorado Legionaires	L	65-85
Hannibal-LaGrange	L	91-98
Grange JC	L	86-92
ASU-Beebe JC	W	79-78
Ouachita Baptist	L	61-73
El Dorado Legionaires	L	81-89
ASU-Beebe JC	L	68-79
Christian Brothers JC	W	82-58
Fort Smith JC	W	88-45
ASU-Beebe JC	W	79-55
Christian Brothers JC	L	71-78
Perkinston JC ul	W	2-0
NE Mississippi JC	L	67-74

## 1954-55 (10-13) Coach Woody Johnson

Arkansas College	L	56-79
Arkansas Freshmen	L	51-60
Southern Arkansas	L	82-97
Hendrix	L	72-77
Southern Arkansas	W	81-80
UA-Monticello	L	74-81
Arkansas College	L	62-86
Sweet Home Ind	W	92-67
Hazen Independents	W	64-54
UA-Monticello	L	50-56
ASU-Beebe JC	W	82-65
Hendrix	L	64-82
Northeast Louisiana	L	81-83
Jonesboro Frolics	W	79-69
ASU-Beebe JC	L	82-95
Jonesboro Frolics	W	102-62
Texarkana JC	W	54-39
Texarkana JC	W	93-92
Arkansas Freshmen	W	103-67
Ouachita Baptist	L	67-77

Ouachita Baptist	L	90-101
Mount Ida	W	84-67
Camp Chaffee	L	87-107

## 1955-56 (3-17) Coach Woody Johnson

Central Arkansas "B"	W	84-70
SW Missouri State	L	85-91
Arkansas College	L	64-79
Southern Arkansas	L	67-69
Arkansas Freshmen	L	49-77
Arkansas College	L	68-96
Hendrix	L	65-82
ASU-Beebe JC	W	78-62
Texarkana JC	L	63-75
Texarkana JC	L	66-73
Southern Arkansas	L	27-39
ASU-Beebe JC	L	104-114
ASU-Beebe JC	L	63-69
Ouachita Baptist	L	68-88
ASU-Beebe JC	L	66-76
Ouachita Baptist	L	66-92
Arkansas Freshmen	L	69-72
Texarkana JC	W	84-77
Texarkana JC	L	85-89
Hendrix	L	74-88

## 1956-57 to 1960-61: No Team

## 1961-62 (6-10) Coach Bill Ballard

Harding	L	46-56
Arkansas College	L	66-83
Col. of the Ozarks	W	53-47
Southwestern (TN)	W	66-63
Southern Arkansas	L	59-77
Col. of the Ozarks	L	47-53
Birmingham So	W	61-52
Southwestern (TN)	L	50-61
Henderson State	L	65-90
Southwestern (TN)	W	75-60
UA-Monticello	L	61-66
Belhaven	W	78-60
Millsaps	L	72-79
ASU-Beebe JC	L	65-73
Arkansas College	L	59-84
Harding	W	69-54
Henderson State	L	52-56
ASU-Beebe JC	L	53-62

## 1962-63 (12-14) Coach Bill Ballard

Arkansas College	L	58-64
Harding	W	57-56
Arkansas Tech	L	63-77
Hendrix	W	63-59
Arkansas Tech	L	55-67
Henderson State	W	50-34
Southwestern (TN)	L	64-77
Lambuth	W	74-56
Southwestern (TN)	L	62-66
Lambuth	L	55-57
Troy State	L	49-76
King College	W	45-43
Hendrix	L	43-47
Southwestern (TN)	W	106-72
Belhaven	W	89-71
Ouachita Baptist	L	54-66
Mississippi College	W	81-68
John Brown	L	57-66
Arkansas College	W	77-65
Ouachita Baptist	L	58-74
Mississippi College	W	83-82
Belhaven	L	60-69
Harding	W	68-64

# YEAR-BY-YEAR RESULTS

John Brown	L	54-60
Nicholls State	L	57-69
William Carey	W	77-75

## 1963-64 (15-14) Coach Bill Ballard

Lambuth	W	59-55
Arkansas Tech	L	65-89
Southern Arkansas	L	62-70
Ouachita Baptist	L	81-84
Harding	L	81-92
Henderson State	W	89-77
Mississippi College	L	63-68
William Carey	W	68-56
Lambuth	W	75-73
Southwestern (TN)	W	59-45
William Carey	L	71-75
William Carey	W	76-61
Col. of the Ozarks	W	60-47
Harding	L	67-73
Henderson State	W	82-63
Southern Arkansas	W	69-51
East Texas Baptist	L	62-69
East Texas Baptist	L	58-71
Southwestern (TN)	W	106-66
Col. of the Ozarks	W	89-56
John Brown	L	72-93
John Brown	L	74-81
Mississippi College	W	81-66
Southwestern (TN)	W	78-65
East Texas Baptist	W	76-67
John Brown	W	65-60
Nicholls State	L	75-93
Nicholls State	L	58-68
Arkansas College u	L	70-79
u Arkansas Intercollegiate Tourn.		

## 1964-65 (9-14) Coach Bill Ballard

Col. of the Ozarks	W	79-73
Ouachita Baptist	L	68-84
Arkansas Tech	W	74-72
Arkansas Tech	L	68-69
East Texas Baptist	L	70-71
Stephen F. Austin	L	68-79
Centenary	L	48-74
Col. of the Ozarks	L	60-65
Louisiana Tech	W	102-92
Louisiana Tech	L	74-99
Southern Baptist JC	L	61-73
John Brown	L	89-92
John Brown	L	83-92
Central Arkansas	L	76-93
Bethel	W	76-71
Arkansas Tech	W	80-78
Harding	L	106-110
Southern Baptist JC	W	78-75

Nicholls State	L	64-87
Nicholls State	L	66-78
John Brown	W	78-71
John Brown	W	64-53
Southern Baptist JC	W	53-38
Harding	W	70-69
Arkansas College u	W	69-63
Hendrix u	L	74-78
u Arkansas Intercollegiate Tourn.		

## 1965-66 (14-13) Coach Cleve Branscum

UA-Monticello	L	85-89
Col. of the Ozarks	W	74-71
UA-Monticello	W	110-97
Hendrix	W	78-71
Harding	L	60-63
Central Arkansas	L	67-81
Louisiana Tech	L	77-95
Delta State	W	97-73
Southwestern (TN)	W	69-67
Christian Brothers	W	94-74
Southwestern (TN)	W	67-58
Bethel	L	67-78
Southern Baptist JC	L	78-101
SW Missouri State	L	70-106
Col. of the Ozarks	W	85-82
LeTourneau	W	82-73
LeTourneau	W	89-66
Bethel	L	68-81
Bethel	L	78-85
John Brown	W	84-72
LeTourneau	L	73-82
LeTourneau	W	89-66
Delta State	L	70-76
SW Missouri State	L	76-81
Southern Baptist JC	W	92-67
John Brown	L	69-75
Col. of the Ozarks	W	82-75
Henderson State u	W	84-68
Southern Arkansas u	L	59-62
u Arkansas Intercollegiate Tourn.		

## 1966-67 (8-14) Coach Cleve Branscum

Arkansas College	W	109-105
Col. of the Ozarks	W	70-69
Central Arkansas	W	71-68
Harding	W	78-76
Ouachita Baptist	L	64-65
Henderson State	L	60-61
Hendrix	L	59-78
Arkansas Tech	W	80-75
Delta State	L	69-77
Southwestern (TN)	W	78-71
Belhaven	W	74-67
East Texas Baptist	L	75-86

Henderson State	W	76-70
Arkansas Tech	L	68-71
Ouachita Baptist	L	58-60
John Brown	L	80-92
LeTourneau	L	71-97
East Texas Baptist	L	73-77
Delta State	L	81-87
LeTourneau	L	82-85
Southwestern (TN)	L	77-79
John Brown u	L	66-69
u Arkansas Intercollegiate Tourn.		

## 1967-68 (2-23) Coach Happy Mahfouz

Arkansas College	L	67-76
Col. of the Ozarks	L	56-74
Southern Arkansas	L	58-89
Henderson State	L	68-102
Ouachita Baptist	L	65-76
Hendrix	L	55-63
UA-Monticello	L	76-89
Louisiana Tech	L	60-75
Southwestern (TN)	L	52-68
Lambuth	L	48-67
Louisiana Tech	L	70-84
UA-Pine Bluff	L	73-106
Col. of the Ozarks	W	64-58
UA-Monticello	W	62-61
Henderson State	L	59-83
Hendrix	L	62-73
Ouachita Baptist	L	80-86
John Brown	L	79-99
Central Arkansas	L	81-95
Col. of the Ozarks	L	79-100
Southwestern (TN)	L	64-79
Delta State	L	57-73
Philander Smith	L	71-90
John Brown	L	66-90
Philander Smith	L	95-110

## 1968-69 (6-20) Coach Happy Mahfouz

Arkansas College	L	57-72
Col. of the Ozarks	L	76-80
Arkansas College	W	68-66
Hendrix	W	92-91
Southern Arkansas	L	84-98
UA-Monticello	L	89-108
Belmont	L	75-88
Belhaven	L	76-81
Lambuth	L	70-75
Louisiana Tech	L	80-101
North Texas State	L	85-120
UA-Monticello	L	73-103
Central Arkansas	L	73-83
Hendrix	L	74-79
Hendrix	L	72-88
Christian Brothers	W	83-88
Christian Brothers	L	59-97
Southwestern (TN)	L	89-91
John Brown	L	78-117
Col. of the Ozarks	W	84-79
Missouri-St. Louis	L	74-123
Central Arkansas	L	71-73
Delta State	W	103-96
Philander Smith	W	108-105
Philander Smith	L	89-95

## 1969-70 (8-17) Coach Happy Mahfouz

Arkansas College	L	66-82
Arkansas College	L	62-67
Harding	W	80-78
Hendrix	W	88-65
Central Arkansas	L	73-84

UA-Monticello	W	70-65
Philander Smith	L	84-86
Southwestern (TN)	L	60-92
Belhaven	L	73-95
Louisiana Tech	L	48-120
Christian Brothers	W	73-72
UA-Monticello	W	94-79
Belhaven	L	59-88
Hendrix	W	95-84
Louisiana College	L	76-84
Harding	L	85-89
Mississippi College	L	92-104
Central Arkansas	L	77-85
Southwestern (TN)	L	68-81
John Brown	L	74-88
Millsaps	W	103-89
Belhaven	L	70-101
Philander Smith	W	89-81
Christian Brothers	L	66-86
John Brown	L	75-86

## 1970-71 (9-14) Coach Happy Mahfouz

Arkansas College	L	75-88
Harding	L	75-84
Col. of the Ozarks	W	94-74
Hendrix	L	71-75
Arkansas College	W	75-64
Col. of the Ozarks	W	84-82
Southwestern (TN)	L	80-88
Southern Tech	W	104-93
Belhaven	L	58-81
Millsaps	L	77-88
John Brown	L	74-83
Christian Brothers	L	55-70
UA-Monticello	L	81-93
Evangel	W	82-77
Christian Brothers	W	96-85
Evangel	W	82-74
Southwestern (TN)	L	77-78
Hendrix	L	86-96
Millsaps	W	81-73
John Brown	L	68-72
UA-Monticello	W	78-75
Belhaven	L	68-88
Harding	L	76-84

## 1971-72 (16-9) Coach Happy Mahfouz

Hendrix	L	93-99
Arkansas College	L	58-65
Harding	W	86-80
Arkansas College	W	84-76
Southwest Baptist	W	77-74
William Jewell	L	77-92
Millsaps	L	84-95
Dallas Bible	W	102-38
UA-Monticello	L	73-76
UA-Monticello	W	80-76
Southwestern (TN)	W	101-83
Mississippi College	W	93-80
School of the Ozarks	W	84-75
John Brown	W	92-80
Christian Brothers	L	73-79
School of the Ozarks	W	90-80
Col. of the Ozarks	W	102-78
Henderson State	L	90-101
Col. of the Ozarks	W	94-89
Hendrix	W	76-65
Evangel	W	77-67
Southwestern (TN)	L	85-92
Christian Brothers	W	93-81
John Brown	W	73-71
Harding	L	86-88



# YEAR-BY-YEAR RESULTS

## 1972-73 (15-10)

### Coach Happy Mahfouz

School of the Ozarks	A	L	75-78 (ot)
Hendrix	H	W	92-82
Harding	H	W	79-69
Col. of the Ozarks	A	W	87-58
UA-Monticello	A	W	69-55
Belhaven	N	W	81-77
Southwestern (Tenn.)	A	W	82-59
Southwestern (Tenn.)	H	W	101-78
Southwestern (Tenn.)	A	L	83-89
Baptist Christian	H	W	88-61
Louisiana College	A	L	65-94
Mississippi College	A	L	80-82
John Brown	H	W	103-87
School of the Ozarks	H	W	101-93
Baptist Christian	A	W	108-68
UA-Monticello	H	W	71-67 (ot)
Harding	A	L	75-79 (ot)
Col of the Ozarks	H	W	93-78
Henderson State	A	L	87-105
Evangel	A	L	72-82
Mississippi College	H	L	85-87
Hendrix	A	W	82-81
Arkansas College	H	L	79-81
Louisiana College	H	W	90-74
John Brown	H	L	99-113

## 1973-74 (18-6)

### Coach Happy Mahfouz

School of the Ozarks	A	W	88-80
Hendrix	H	W	69-68
Harding	A	W	79-77
Mississippi College	A	W	86-65
William Carey	A	W	89-84
East Texas Baptist	N	W	97-69
Dallas Baptist	A	L	78-85
Harding	H	W	84-76
East Texas Baptist	H	L	76-80
Hendrix	A	L	70-76
Mississippi College	H	W	74-68
Col. of the Ozarks	H	W	90-67
School of the Ozarks	H	W	120-70
Col. of the Ozarks	A	W	80-70
John Brown	A	L	62-78
Southwestern (TN)	H	W	91-75
William Carey	H	L	86-69
Arkansas College	A	W	77-75
East Texas Baptist	A	W	83-72
Evangel	H	W	85-78
Dallas Baptist	H	W	84-78
Evangel	A	W	78-73
Southwestern (TN)	A	W	103-86
Central Arkansas u	A	L	86-93
u NAIA District 17 Playoffs			

## 1974-75 (13-12)

### Coach Happy Mahfouz

School of the Ozarks	H	W	127-77
Hendrix	A	L	64-73
Henderson State	A	L	73-85
Southern Arkansas	H	L	59-72
Southern	A	L	85-117
East Texas Baptist	A	W	87-82
John Brown	H	W	85-84
Northeastern (OK) St	H	W	78-74
Hendrix	H	W	72-66
Henderson State	H	L	76-92
Southern	A	L	110-119
School of the Ozarks	A	W	79-68
Whitworth	H	W	64-61
Northeastern (OK) St	A	L	75-82 (ot)
Evangel	H	W	64-55
Southern Arkansas	A	L	65-72
Whitworth	A	W	89-79

Grambling State	H	L	87-89 (ot)
American Christian	H	L	85-89
John Brown	A	W	86-65
UA-Pine Bluff	H	L	89-95
Evangel	A	W	85-79
UA-Pine Bluff	H	W	113-108
American Christian	A	L	93-95
East Texas Baptist	H	W	73-68

## 1975-76 (11-15)

### Coach Happy Mahfouz

Western Kentucky	A	L	78-106
Southern	A	L	85-89
Southern Mississippi	A	L	75-82
School of the Ozarks	H	W	96-56
Grambling State	A	L	87-107
Northeastern (OK) St	H	W	86-62
Freed Hardeman	H	W	91-69
Dillard	H	W	95-87
Lincoln (Mo.)	H	L	70-86
American Christian	A	W	80-70
John Brown	H	W	73-67
Northeastern (Okla.) St	A	L	81-91
Xavier (Ohio)	H	L	82-95
UA-Pine Bluff	A	L	85-89
Southern	H	W	121-116
Grambling State	H	L	76-94
Nebraska-Omaha	A	W	96-68
American Christian	H	L	80-81
John Brown	A	L	78-89
School of the Ozarks	A	W	85-77
Lincoln (Mo.)	A	L	72-85
Xavier (Ohio)	A	L	76-102
Dillard	A	L	101-110
UA-Pine Bluff	H	W	111-105
Freed Hardeman	A	W	79-73
Nebraska-Omaha	H	L	77-87

## 1976-77 (9-17)

### Coach Happy Mahfouz

Albany State	H	W	86-76
Western Kentucky	A	L	73-75
Middle Tenn. State	A	L	54-85
UA-Pine Bluff	A	L	79-84
Southern	A	L	86-102
Northern Colorado	A	L	53-67
Colorado	A	L	73-97
Lincoln (Mo.)	H	L	81-91
Central (Okla.) State	H	W	78-74
Eastern Illinois	H	W	83-75
Albany State	A	W	75-65
Grambling State	A	L	60-66
Lincoln (Mo.)	A	L	61-83
Cameron	H	L	82-89
UA-Pine Bluff	H	W	91-74
Grambling State	H	L	55-71
Nebraska-Omaha	H	W	68-61
Southern-New Orleans	H	W	96-86
Dillard	H	L	81-95
Central (Okla.) State	A	L	71-73
Cameron	A	L	69-86
Eastern Illinois	A	L	72-92
Southern	H	L	100-108
Southern-New Orleans	A	W	92-74
Dillard	A	W	108-105
Nebraska-Omaha	A	L	66-84

## 1977-78 (9-13)

### Coach Happy Mahfouz

Lincoln (Mo.)	A	L	75-80
Southern	A	L	95-107
Prairie View A&M	A	L	78-97
UA-Pine Bluff	H	W	81-69
Grambling State	A	L	73-93
Southern	H	L	104-114

Southwestern La.	A	L	85-124
Miss.-Kansas City	H	W	94-85
Dillard	H	W	106-95
Lincoln (Mo.)	H	W	110-99 (ot)
Oklahoma City	A	W	66-63
UA-Pine Bluff	A	L	67-90
Dillard	A	L	73-77
Virginia Tech	A	L	75-109
James Madison	A	L	77-86
Oklahoma Christian	H	L	64-72
Prairie View A&M	H	W	94-85
Marymount (Kan.)	N	W	80-78
Missouri-Kansas City	A	W	68-67
Grambling State	H	W	97-76
Oklahoma Christian	A	L	56-60
Oklahoma City	A	L	83-91

## 1978-79 (6-20)

### Coach Happy Mahfouz

Arkansas State	A	L	52-72
McNeese State	A	L	85-91
Texas Southern	H	W	89-77
Austin Peay	A	L	78-98
Jackson State	H	L	73-83
Southern	A	L	61-69
Grambling State	A	L	72-90
Lincoln (Mo.)	H	W	58-57
Valparaiso	A	L	64-66
Wis.-Milwaukee	A	L	77-78
Jackson State	A	L	53-83
Texas Southern	A	L	70-82
Northern Colorado	A	L	77-91
Arkansas State	H	L	87-89 (ot)
North Carolina A&T	A	L	71-83
UNC-Wilmington	A	L	71-78
Southern	H	W	84-76
Grambling State	H	W	73-66
Northeast Louisiana	A	L	83-92
Houston Baptist	A	L	58-65
Lincoln (Mo.)	A	L	60-84
Houston Baptist	H	W	90-79
Samford	A	L	78-85
Northern Colorado	H	W	105-86
Western Illinois	A	L	88-117
UNC-Wilmington	H	L	75-82

## 1979-80 (16-10)

### Coach Ron Kestenbaum

Jackson State	A	L	58-74
Samford	A	L	59-64
Alcorn State	A	L	55-95
Jackson State	H	W	72-66
Arkansas State	H	L	58-63
Grambling State	A	W	63-60
Washington State	A	L	65-92
Pepperdine	N	L	85-92
Portland State	A	W	84-81
North Carolina A&T	H	W	101-80
Samford	H	W	68-57
Northeast Louisiana	H	W	72-65
Arkansas State	A	L	76-78
South Carolina State	H	W	80-77
Delaware State	H	W	78-74
Western Illinois	H	W	72-71
Valparaiso	H	W	82-73
Houston Baptist	A	W	80-78 (ot)
Dallas Baptist	A	L	69-71
Houston Baptist	H	L	60-66
Grambling State	H	W	73-63
Wis.-Milwaukee	H	W	72-61
North Carolina A&T	A	W	76-68
Campbell	A	W	74-60
Alcorn State	H	L	68-71
Campbell	H	W	63-62



# YEAR-BY-YEAR RESULTS

## 1980-81 (13-13, 5-7 TAAC)

### Coach Ron Kestenbaum

Dallas Baptist	H	W	93-62
Arkansas State	H	W	59-55 (ot)
Bethune Cookman I	N	W	72-64
Florida Southern I	A	L	85-91
Northwestern (LA) St	H	L	63-71
Long Island	A	L	77-95
Siena	A	L	56-66
Samford	A	L	56-62
Mercer	A	L	57-71
Arkansas State	A	L	64-68
Southeastern La.	H	W	62-48
Hardin-Simmons	A	W	70-69 (ot)
Mercer	H	W	68-58
Northeast Louisiana	H	L	53-63
Houston Baptist	A	L	59-64
Portland State	H	W	79-66
Nicholls State	H	W	76-70
Campbell	A	W	60-59
Samford	H	W	84-53
Georgia Southern	A	L	74-91
Southeastern La.	A	L	87-91
Nicholls State	A	L	56-67
Georgia Southern	H	W	60-54
Campbell	H	W	62-61
Centenary	A	W	92-90 (2ot)
Mercer u	N	L	69-78

l Florida Citrus Tournament  
u TAAC Tournament

## 1981-82 (19-8, 12-4 TAAC)

### Coach Ron Kestenbaum

Northwestern (LA) St	H	W	86-61
Clemson	A	L	60-61
Central Arkansas	H	W	88-78 (ot)
Centenary	H	W	78-70
Northeast Louisiana	H	W	63-62
Nicholls State	H	W	66-59
Oklahoma City I	A	W	83-77
Rhode Island I	N	L	68-83
Western Illinois I	N	W	85-82
Samford	H	W	87-71
Georgia Southern	A	L	51-53
Mercer	A	W	70-67 (ot)
Southeastern La.	H	W	71-63
Centenary	A	W	87-82
Houston Baptist	A	L	67-80 (ot)
Nicholls State	A	W	64-54
Southeastern La.	A	L	75-79 (ot)
Hardin-Simmons	H	W	74-66
Mercer	H	W	41-33
Northeast Louisiana	A	W	60-59
Northwestern (LA) St	A	L	86-96
Houston Baptist	H	W	56-53
North Texas State	H	W	85-76
Samford	A	L	59-76
Hardin-Simmons	A	W	67-55
Georgia Southern	H	W	83-67
Centenary u	N	L	100-106

l All-College Tournament  
u TAAC Tournament

## 1982-83 (23-6, 12-2 TAAC)

### Coach Ron Kestenbaum

Arkansas College	H	W	75-61
Northwestern (LA) St	A	W	79-76
Arkansas State	A	L	54-55 (ot)
Hendrix	H	W	85-81
Central Arkansas	H	W	74-72 (ot)
Nicholls State	H	W	89-68
Wichita State	A	L	65-89
Samford	A	W	84-72
Georgia Southern	H	W	80-75
Arkansas State	H	W	61-58



UALR scored a 91-69 victory over St. Mary's on Dec. 16, 1989 in Tokyo, Japan.

Georgia Southern	A	L	70-75
Centenary	H	W	89-77
Houston Baptist	H	W	81-69
Northwestern (LA) St	H	W	50-47
Hardin-Simmons	H	W	92-71
Mississippi College	H	L	73-68
Southeastern La	A	W	77-58
Mercer	A	W	71-62
Southeastern La	H	W	85-83
Mercer	H	W	70-68
Houston Baptist	A	L	55-57
Centenary	A	W	68-67
Nicholls State	A	W	62-63
Samford	H	W	72-60
Hardin-Simmons	A	W	66-53
North Texas State	A	W	94-81
Hardin Simmons u	H	W	74-57
Centenary u	H	W	88-83
Georgia Southern u	H	L	67-68

## 1983-84 (14-15; 7-7 TAAC)

### Coach Ron Kestenbaum

<b>December</b>			
3	Mississippi College	W	71-64
7	@SE Louisiana	W	60-48
10	Arkansas State	W	55-49
17	@Arkansas State	L	54-71
28	#Oklahoma City	W	78-72
29	#Oklahoma	L	62-87
<b>January</b>			
5	Miss. Valley State	L	80-83
7	*Samford	W	85-73
10	@Jackson State	L	61-68
12	*Georgia Southern	W	79-66
14	*Mercer	W	75-73
16	@Nicholls State	L	71-81
19	*@Hardin-Simmons	L	65-84
21	*@Houston Baptist	L	55-68
26	*Centenary	L	74-75
28	*Northwestern State	W	89-66
30	@Miss. Valley State	L	86-92
<b>February</b>			
4	*@Samford	L	77-84
6	*Houston Baptist	W	66-61
9	*@Georgia South	L	77-80

11	*@Mercer	L	78-86
14	Nicholls State	W	80-61
18	SE Louisiana	W	71-61
23	*@Centenary	L	71-82
25	*@Northwestern St	W	83-75
27	*Hardin-Simmons	W	62-59
28	Jackson State	L	51-71
	& Centenary	W	73-72 (OT)
	& Houston Baptist	L	58-76

#All-College Tournament, Oklahoma City  
&Trans America Athletic Tournament

## 1984-85 (17-13, 9-5 TAAC)

### Coach Mike Newell

Iowa	A	L	47-76
Oklahoma	A	L	3-90
Southeastern La.	A	L	67-70
Northeastern (Mass.) I	N	L	63-70
Georgia State I	N	W	76-68
Southern California	A	L	68-76
Evansville	A	L	65-72
Prairie View A&M	H	W	85-56
Northwestern (LA) St	H	W	68-52
Southeastern La.	H	W	82-73
Georgia State	H	W	89-79
Samford	H	W	97-71
Houston Baptist	A	L	61-66
Hardin-Simmons	A	W	80-65
Centenary	H	W	75-56
Northwestern (LA) St	A	W	73-66
Georgia Southern	H	L	64-68
Mercer	H	L	66-74
Georgia State	A	W	68-64
Samford	A	L	73-79
Houston Baptist	H	W	74-64
Hardin-Simmons	H	W	65-62
Arkansas State	A	L	54-67
Prairie View A&M	A	W	80-66
Centenary	A	W	73-61
Georgia Southern	A	L	64-67
Mercer	A	W	79-72
Hardin-Simmons u	H	W	75-73 (ot)
Georgia Southern u	A	W	67-65
Mercer u	N	L	96-105

l Champion Holiday Classic  
u TAAC Tournament

# YEAR-BY-YEAR RESULTS

## 1985-86 (23-11; 12-2 TAAC)

**Coach Mike Newell**

### November

25	Iowa	L	108-99 (OT)
28	Hawaii-Pacific	W	85-67

### December

4	Middle Tennessee	W	72-70
13	#George Mason	W	70-67
14	#Marshall	L	76-79
18	SE Louisiana	L	62-69
21	Sam Houston	L	56-61
23	@ Providence	L	80-104
28	UT-San Antonio	W	87-67
30	@ Northwestern St	L	61-68

### January

3	&SE Louisiana	L	64-66
4	&Austin Peay	L	67-75
6	Hardin-Simmons	L	56-61
8	Houston Baptist	W	88-67
11	Northwestern St	W	75-44
16	Georgia Southern	W	74-71
18	Mercer	W	91-76
21	Centenary	W	98-70
23	@ Georgia State	W	82-78
25	@ Samford	W	83-73
30	@ SE Louisiana	W	105-97 (OT)

### February

1	@Centenary	W	70-66
5	@ Houston Baptist	L	95-97 (OT)
8	@Hardin-Simmons	W	68-67
13	@ Georgia South	W	83-74
15	@ Mercer	W	57-56
19	@UT-San Antonio	W	81-76
22	Samford	W	87-68
24	Georgia State	W	86-65

### March

2	\$Georgia State W 115-82
7	\$Mercer W 81-66
8	\$Centenary W 85-63
14	^Notre Dame W 90-83
16	^North Carolina St L 66-80 (2 OT)
#Marshall Memorial Invitational	
&Sooner Invitational	
\$TAAC Tournament	
^NCAA Midwest Regional @ Minneapolis, Minn.	

## 1986-87 (26-11; 16-2 TAAC)

**Coach Mike Newell**

### November

29	#St. Louis	L	68-69
30	#Hawaii-Pacific	W	97-90
30	#Southwest Mo. St	L	46-61

### December

6	@ Sam Houston St	L	71-77
9	Southwest Baptist	W	96-67
12	\$Baptist College	W	75-68
13	\$UAB	W	74-73
18	Houston Baptist	W	61-53
20	Centenary	W	71-67
22	@ Middle Tenn. St	L	63-66
29	%Southeastern La.	W	70-52
30	%Clemson	L	44-76

### January

2	UC-Sacramento	W	71-65
5	Samford	W	92-67
8	@ UT at San Antonio	W	62-60
10	@ Hardin-Simmons	W	78-71
17	Mercer (@UAPB)	W	90-71
19	Georgia State	W	89-86 (OT)
22	Georgia Southern	W	85-71
24	Stetson	W	72-71
29	@ Houston Baptist	L	69-85
31	@ Centenary	W	89-81 (2OT)

### February

4	@ Loyola-Chicago	L	80-89
---	------------------	---	-------

7	@ Samford	W	71-68
12	UT-San Antonio (@UCA)	W	81-73
12	Hardin-Simmons (@UAPB)	W	80-71
14	@ Georgia State	W	57-54
19	@ Mercer	W	65-63
21	@ Georgia Southern	L	66-69 (30T)
28	@Stetson	W	66-64

### March

5	^UT-San Antonio	W	62-60
6	^Georgia Southern	L	62-70
12	&Baylor	W	42-41 (@ Barton Coliseum)
	&Stephen F. Austin	W	54-48
21	*California-Berkeley	W	80-73
24	\$La Salle	L	73-92
26	\$Nebraska	L	67-76 (OT)

#Hawaii-Pacific International

\$TCBY Classic

%TCBY Tipoff Tournament

^TAAC Tournament

&National Invitation Tournament (at Barton Coliseum)

\*National Invitation Tournament (at Pine Bluff Convention Center)

\$National Invitation Semifinals @ Madison Square Garden

## 1987-88 (24-7, 15-3 TAAC)

**Coach Mike Newell**

### November

20	@Purdue	L	88-102
----	---------	---	--------

### December

4	@ Colorado	W	62-57
9	Sam Housto	W	87-58
10	UT-El Paso	W	68-65
14	Mississippi Valley St.	W	83-65
16	@ Arizona	L	77-53
19	&Stephen F. Austin	W	93-66
20	&SE louisiana	W	83-51
29	Arkansas State	W	59-55

### January

3	#Houston Baptist	W	70-63
4	#Centenary	W	71-61
9	Samford	W	87-72
14	@ UT-San Antonio	W	74-65
16	@ Hardin-Simmons	W	90-86
21	Georgia State	W	92-86
23	Mercer	W	77-59
28	@ Georgia Sou.	L	57-48
30	@ Stetson	L	86-68

### February

4	@ Houston Baptist	W	78-73
6	@ Centenary	W	91-90
8	Loyola (IL)	W	94-83
13	@ Samford	W	72-62
18	UT-San Antonio	W	74-70 (OT)
20	Hardin-Simmons	W	85-75
25	@ Georgia State	W	71-62
27	@ Mercer	W	84-78

### March

3	Georgia Southern	L	58-75
5	Stetson	W	125-81
10	\$Centenary	W	99-71
11	\$UT-San Antonio	L	101-75
17	^Louisiana Tech	L	66-56
&TCBY Classic			
#TCBY Tipoff Tournament			
\$TAAC Tournament			
^National Invitation Tournament			

## 1988-89 (23-8; 14-4 TAAC)

**Coach Mike Newell**

### November

30	Houston	W	100-67
----	---------	---	--------

### December

5	Texas Southern	W	114-79
8	Colorado	W	89-66
9	#USC	W	94-86

10	vs \$Illinois	L	107-88
14	@ Indiana	L	105-77
17	Stetson	W	88-70
19	Georgia Southern	W	94-74
22	@ Oklahoma	L	115-96
30	&Southern	W	112-104
31	&Marshall	W	89-79

### January

5	@ UTSA	L	74-73
7	@ Hardin-Simmons	L	97-77
12	Houston Baptist	W	112-73
14	Centenary	W	113-83
21	@ Samford	W	87-84
26	@ Georgia State	W	102-91
28	@ Mercer	W	103-82

### February

2	Hardin-Simmons	W	117-80
4	UTSA	W	94-78
9	@ Centenary	L	114-113 (OT)
11	Houston Baptist	W	76-64
18	Samford	W	73-62
23	Mercer	L	75-72
25	Georgia State	W	107-79

### March

2	@ Stetson	L	87-78
4	@ Georgia Sou.	W	80-63
7	^UTSA	W	82-79
8	^Stetson	W	60-59
9	^Centenary	W	100-72
6	Louisville	L	76-71

#Illini Classic

&TCBY Classic

^TAAC Tournament

\$NCAA Midwest Regional First Round at Indianapolis

## 1989-90 (20-10; 12-4 TAAC)


**Coach Mike Newell**

### November

29	Stephen F. Austin	W	118-60
----	-------------------	---	--------

### December

2	UTEP	W	85-62
9	*@ Samford	W	92-71
16	# St. Mary's	W	91-69
17	# Louisiana Tech	L	93-83





# YEAR-BY-YEAR RESULTS

21	Southern	L	104-95
29	\$Princeton	L	59-56
30	vs \$San Jose State	W	90-80

## January

4	*Georgia Southern	W	70-66
6	*Stetson	W	64-62
9	@ Oklahoma	L	134-81
13	*@ Centenary	L	113-111
18	*Mercer	W	65-48
20	*Georgia State	W	110-87
25	*@ Hardin-Simmons	W	84-77
27	*@ UTSA	L	107-104
29	*@ Stephen F. Austin	W	75-69

## February

1	*@ Stetson	W	92-89
3	*@ Georgia South	L	97-72
8	*Centenary	L	83-72
15	*@ Georgia State	W	102-57
17	*@ Mercer	W	82-70
22	*Hardin-Simmons	W	99-87
24	*UTSA	W	87-84
28	Xavier (OH)	L	84-73

## March

3	*Samford	W	77-70
6	%Hardin-Simmons	W	91-68
7	%UTSA	W	99-83
8	%Centenary	W	105-95
15	& Nevada-Las Vegas	L	102-72

\*TAAC game  
#Phenix Ball Tournament (Tokyo, Japan)  
\$ Michigan State Oldsmobile Classic  
% TAAC Tournament  
& NCAA Tournament (@ Salt Lake City)

## 1990-91 (10-20; 6-8 TAAC)

### Coach Jim Platt

#### November

26	Arkansas State	W	59-56
28	@TCU	L	72-58

#### December

1	Louisiana Tech	L	68-63
5	Jackson State	L	71-66
7	^Sacramento St	W	67-60
8	^Marquette	L	83-72
15	@Illinois	L	83-72
17	@UTEP	L	80-77
20	Austin Peay	L	97-82
27	Jackson State	L	69-66
29	@Arkansas State	L	73-60

#### January

2	@Louisiana Tech	L	75-63
10	Georgia State	W	75-67
12	Mercer	W	96-60
14	Samford	W	68-53
17	*@UTSA	L	90-84
19	*@ Centenary	L	77-75
23	@ Austin Peay	L	85-77
31	*GA Southern (@UAPB)	L	82-75

#### February

2	* Stetson (@UAPB)	L	69-61
7	*@ Georgia State	W	81-66
9	*@ Mercer	W	54-40
14	*UTSA	L	83-74 (OT)
16	*Centenary	L	90-83
21	*@ Samford	W	96-80
28	*@ GA Southern	L	91-88 (OT)

#### March

2	*@ Stetson	L	89-74
5	%Georgia Southern	W	70-65
6	%Centenary	W	80-73
7	%Georgia State	L	80-60

^ Marquette First Bank Classic  
\* TAAC Game  
%TAAC Tournament



## 1991-92 (18-12, 9-7 SBC)

### Coach Jim Platt

Alcorn State	H	W	82-74
Kansas	A	L	80-91
Arkansas State	A	L	60-65
Grambling State	H	W	83-67
Jacksonville	H	W	75-72
Alcorn State	A	L	75-86
Lewis	H	W	91-79
Arkansas State	H	L	79-82
Texas-Pan American I	A	W	2-0
SE Missouri St	H	W	85-77 (ot)
Lamar	H	W	83-73
Louisiana Tech	A	L	71-94
Texas Christian	H	L	69-84
South Alabama	H	W	85-74
New Orleans	H	W	72-61
Prairie View A&M	A	W	86-56
Western Kentucky	A	L	8-72
Grambling State	A	W	63-61
Central Florida	A	L	71-79
SE Missouri St	A	L	78-80
Texas-Pan American	H	W	74-64
South Alabama	A	W	79-72
Prairie View A&M	H	W	84-45
Southwestern La	H	L	75-85
Lamar	A	L	71-93
Western Kentucky	H	W	82-78
Jacksonville	A	W	71-67
UT-Pan American u	N	W	65-53
Arkansas State u	N	W	46-45
Southwestern La u	N	L	61-64

## 1992-93 (15-10, 10-8 SBC)

### Coach Jim Platt

#### December

1	Delta State	W	63-59
4	#Idaho	L	54-64
5	#Tennessee State	L	60-62
8	Grambling State	W	70-59
16	Tenn-Martin	W	88-58
19	*South Alabama	L	62-86
22	@ Florida State	L	64-95
29	@ Grambling State	W	75-63

#### January

2	*Arkansas State	W	76-64
7	*New Orleans	L	62-78
9	*@ Lamar	L	60-80
14	*@ WKU	L	56-92

16	*SW Louisiana	W	73-71
18	*Jacksonville	W	66-59
21	*@ UT-PA	W	77-70
25	*@ SW Louisiana	L	74-88
30	*@ Jacksonville	W	77-61

#### February

1	*Louisiana Tech	W	63-58
6	*@Arkansas State	L	53-82
11	*Lamar	W	84-76
13	*South Alabama	W	85-79
18	*@Louisiana Tech	W	67-60
20	Tennessee-Martin	W	81-67
25	@ New Orleans	L	60-86
27	*UTPA	W	78-66

#### March

1	*Western Kentucky	L	71-78
6	&vs Arkansas State	L	60-74

#Southwest Missouri State Tourn., Springfield, Mo.

\*Sun Belt Conference game // &Sun Belt Tourn., Biloxi, Miss.

## 1993-94 (13-15, 6-12 SBC)

### Coach Jim Platt

Livingston	H	W	82-75
South Alabama	H	L	66-69
Tennessee	A	W	69-59
Kansas	A	L	63-98
Alcorn State	H	W	101-50
Grambling	A	W	82-65
Alcorn State	A	W	81-60
New Orleans	H	W	73-70
Western Kentucky	A	L	78-83
Southwestern La	H	L	75-86
Louisiana Tech	H	W	86-60
Texas-Pan American	A	L	71-80
Lamar	A	W	67-65 (ot)
Jacksonville	H	L	76-90
Arkansas State	A	L	54-66
New Orleans	A	L	61-80
Southwestern La	A	L	67-81
Jacksonville	A	L	86-88
Texas-Pan American	H	W	75-66
Arkansas State	H	L	63-64
Louisiana Tech	A	W	66-62 (ot)
Western Kentucky	H	L	62-66
Lamar	H	W	81-78
South Alabama	A	L	67-75
Memphis State	A	L	66-85
Grambling	H	W	92-66
Lamar *	N	W	78-71
Western Kentucky *	A	L	69-72

\* Sun Belt Conference Tournament



# YEAR-BY-YEAR RESULTS

## 1994-95 (17-12, 9-9 SBC)

### Coach Wimp Sanderson

Centenary	A	W	86-77
Ablene Christian	H	W	117-87
Grambling	H	W	99-77
Grambling	A	W	65-62
Southwest Texas St.	A	L	65-66
Pepperdine@	N	W	77-62
Indiana@	N	L	53-77
Louisiana Tech	H	L	60-61 (ot)
Jacksonville	H	W	75-72
Louisiana Tech	A	L	50-68
Lamar	A	L	89-92 (3ot)
New Orleans	A	L	59-68
South Alabama	A	L	80-84
Texas Pan American	H	W	67-54
Arkansas State	H	W	66-64
South Alabama	H	W	102-94
USL	A	W	62-56
Texas Pan American	A	W	70-58
Arkansas State	A	W	88-56
Western Kentucky	H	L	68-70
USL	H	W	77-60
New Orleans	H	L	74-83
Western Kentucky	A	L	50-81
Jacksonville	A	L	70-86
Jacksonville *	H	W	99-76
New Orleans*	H	W	64-52
Western Kentucky*	H	L	79-82

@ NBD Hoosier Classic

\* Sun Belt Conference Tournament

## 1995-96 (23-7; 14-4 SBC)

### Coach Wimp Sanderson

#### November

25 West Alabama	W	83-61
27 @ Sam Houston St	W	93-89 (OT)

#### December

2 Texas Tech	L	62-71
@ Mississippi St	W	70-68
13 Southwest Texas	W	72-63
18 @ Grambling	W	62-57
22 William Carey	W	112-77
30 ^ Arkansas State	W	95-68

#### January

4 * Louisiana Tech	W	66-60
6 * Western Kentucky	W	84-76
11 *@ New Orleans	L	65-78
13 *@ Lamar	L	64-73
17 Grambling	W	91-67
21 *@ Western Kentucky	L	65-83
25 *@ Louisiana Tech	W	80-63
27 *Lamar	W	65-63
31 *South Alabama	W	72-60

#### February

3 *@ Arkansas State	W	84-63
5 *@ Jacksonville	W	89-57
8 *New Orleans	W	69-66
10 *UTPA	W	76-72
15 *@ SW Louisiana	L	78-79
27 *@ UTPA	W	55-52
20 *SW Louisiana	W	87-67
22 *@ South Alabama	W	61-49
24 *Jacksonville	W	103-77

#### March

2 !UTPA	W	89-71
3 !Jacksonville	W	67-60
5 !New Orleans	L	56-57
13 #Vanderbilt	L	80-86

\* Sun Belt Conference Game

! Sun Belt Conference Tournament

# National Invitation Tournament

## 1996-97 (18-11; 11-7 SBC)

### Coach Wimp Sanderson

#### November

20 #St. Louis	L	57-63
30 Faulkner	W	86-56

#### December

2 @ Texas Tech	L	83-94
5 @ Auburn	L	63-75
7 Sam Houston St	W	94-64
12 @ UAPB	W	85-77
19 Truman State	W	85-61
21 Alcorn State	W	78-66
28 *Lamar	W	89-76

#### January

2 *@ South Alabama	L	56-64
4 *New Orleans	L	79-82 (OT)
9 *LA Tech	W	76-69 (OT)
11 *Jacksonville	W	84-80
13 UAPB	W	75-59
16 *@ SW Louisiana	L	84-87
18 *@ Louisiana Tech	L	58-68
23 *South Alabama	W	48-47
25 *SW Louisiana	W	79-64
27 *Westurn Kentucky	W	62-71
30 *@ Texas-PA	W	61-46

#### February

1 *Arkansas State	W	70-66
5 *@ Lamar	L	72-75
9 *@ Western Kentucky	W	80-77
15 *@ Arkansas State	W	87-81
18 *@ Jacksonville	W	96-89
20 *New Orleans	L	71-81
22 *Texas-PA	W	77-43

#### March

!1 Western Kentucky	W	68-62
!2 South Alabama	L	52-71

# Chase Preseason National Invitation Tournament

\*Sun Belt Conference Game

! Sun Belt Conference Tournament

## 1997-98 (15-13, 10-8 SBC)

### Coach Wimp Sanderson

#### November

17 Hampton	W	82-70
28 #Gonzaga	L	75-70
29 #Central Michigan	W	74-65

#### December

5 %Miss. Valley St.	W	92-83
6 %Southern Miss.	L	68-57
10 UAPB	W	68-42
14 @ Kansas State	L	67-51
20 North Texas	L	72-70
27 *@ SW Louisiana	L	83-70
29 *@ UT-PA	W	94-89

#### January

5 *UT-PA	W	83-68
8 *@ South Alabama	L	68-49
10 *Arkansas State	L	75-61
15 *@ Jacksonville	W	65-53
18 *@ Western Kentucky	W	77-76 (2OT)
22 *New Orleans	L	82-60
24 *Jacksonville	W	88-73
29 *Lamar	W	67-64
31 *Louisiana Tech	W	65-47



#### February

5 *@ Lamar	W	70-67 (OT)
8 *@ LA Tech	L	96-62
12 *@ New Orleans	W	58-55
14 *@ Arkansas State	L	76-65
19 *Western Kentucky	W	70-61
21 *SW Louisiana	L	55-54
23 *South Alabama	L	61-43
28 ^Louisiana Tech	W	74-61

#### March

1 ^South Alabma	L	48-79
-----------------	---	-------

# Coca-Cola Spartan Classic  
% TCBY holiday Tournament  
\*Sun Belt Conference Games  
^Sun Belt Tournament Games

## 1998-99 (12-15; 5-9 SBC)

### Coach Wimp Sanderson

#### November

21 @UAPB	W	86-80
23 Albany	W	74-72
27 #vs. Murray State	L	66-91
28 #vs. Western Carol.	W	73-54

#### December

2 *@ Florida Intern.	W	83-77
12 vs. Oklahoma State	L	41-88
18 %High Point	W	86-82
19 %Richmond	W	70-62
22 @ UTEP	L	53-67

#### January

2 *Florida Intern	W	68-67
4 @ UTPA	L	69-76
7 *USL	W	83-78
13 *@ Louisiana Tech	L	83-95
16 *@ Arkansas State	L	64-84
19 UTPA	W	70-68
23 *New Orleans	W	63-53
25 *@ USL	L	57-79
28 *Western Kentucky	L	54-62
31 *South Alabama	W	66-53

#### February

4 *@ New Orleans	L	62-68
6 *@ South Alabama	L	43-44
8 *Denver	W	71-57
10 *@ Western Kentucky	L	52-56
13 *Arkansas State	L	55-74
16 *Louisiana Tech	L	67-81
20 *@ Denver	L	64-68
27 ^vs. Louisiana Tech	L	66-68

#ICA/Super Thrift Holiday Classic

%TCBY Holiday Classic

\*Sun Belt Conference game

^Sun Belt Conference Tournament

## 1999-00 (4-24, 1-15 SBC)

### Coach: Sidney Moncrief

#### November

23 Oklahoma State	L	64-93
27 @ Bowling Green	L	84-91
30 Alcorn State	W	75-68

#### December

4 @ UMKC	L	60-86
8 Centenary	L	49-63
11 @ Oklahoma	L	56-80
15 Grambling	W	81-74
18 Arkansas-Pine Bluff	W	86-64
21 @ Georgia	L	63-65
30 Bowling Green	L	53-66

#### January

5 *@South Alabama	L	64-76
8 *@ New Orleans	L	53-71
13 *Western Kentucky	L	71-76
15 *Florida International	L	63-68
20 *@ Louisiana Tech	L	69-88
22 *@ Louisiana-Lafayette	L	75-89

# YEAR-BY-YEAR RESULTS

28	*South Alabama	L	55-69
29	*New Orleans	L	70-72
31	*Denver	L	73-88

## February

5	*Arkansas State	L	69-85
10	*Louisiana-Lafayette	L	62-88
12	*Louisiana Tech	L	75-77
15	@ Centenary	L	64-66
19	*@ Arkansas State	L	85-93
21	*Denver	W	91-66
24	*@ Florida Intern	L	66-75
26	*@ Western Kentucky	L	51-77

## March

4	#South Alabama	L	58-74
---	----------------	---	-------

\*Sun Belt Conference Game  
# Sun Belt Tournament game

## 2000-01 (18-11, 9-7 SBC)

### Coach Porter Moser

#### November

18	@ Northwestern	W	53-43
21	UCA	W	75-47
25	Southwestern	W	100-36
28	@ Morris Brown	W	79-68

#### December

2	@ Baylor	L	54-51
5	Alcorn State	W	89-73
9	@ Marquette	L	48-46
16	Morris Brown	W	88-55
19	Oklahoma State	L	70-60
30	UMKC	W	59-53

#### January

4	*@ New Mexico St.	W	66-62
7	*Louisiana Tech	L	75-70 (OT)
11	*@ Denver	L	69-65
13	*@ Western Kentucky	L	59-49
18	*Arkansas State	W	53-50
20	*@ Middle Tenn	W	77-56
24	*Florida Intern	W	65-59
27	*@ Louisiana Tech	W	64-47
29	*Middle Tennessee	W	66-53

#### February

1	*@ North Texas	W	83-66
7	*New Orleans	W	81-67
8	@Ark-Pine Bluff	W	94-77
10	*Louisiana-Lafayette	W	87-68
14	*South Alabama	L	84-81
17	*Western Kentucky	L	86-73
21	*@ Florida Intern	L	70-63
24	*@ Arkansas State	W	94-85

#### March

2	# North Texas	W	80-67
3	# South Alabama	L	85-62

\*Sun Belt Conference game  
# Sun Belt Conference Tournament game

## 2001-02 (18-11, 8-6 SBC)

### Coach Porter Moser

#### November

16	@ Massachusetts	L	66-60
18	Arkansas Tech	W	83-46
21	@ Mississippi State	L	91-83
24	Arkansas-Pine Bluff	W	76-52
27	@ Southeast Mo. St	W	83-74
30	@ Saint Louis	W	61-58

#### December

3	Central Arkansas	W	92-57
5	Austin Peay	W	75-61
8	@ Colorado State	W	88-79
15	@ Austin Peay	L	88-69
18	Morgan State	W	83-56
21	@ Grambling	W	93-69
30	*@ Florida Intern	W	71-57

#### January

3	*North Texas	W	84-74
---	--------------	---	-------

5	*Denver	W	79-63
10	*@ Arkansas State	W	78-58
14	*@ New Orleans	L	73-72
19	* South Alabama	W	72-65
24	*@ Western Kentucky	L	95-85
26	*@ Middle Tennessee	L	68-65

## February

2	* Arkansas State	W	65-63
7	* Western Kentucky	L	83-79 (OT)
9	* Middle Tennessee	W	71-52
14	*@ New Mexico State	L	81-73
16	*@ Louis-Lafayette	L	61-58
19	Southern Miss	L	60-53
23	* Florida Intern	W	79-54

## March

3	# New Orleans	W	71-67
4	# Louisiana Lafayette	L	67-53

\* Sun Belt Conference game  
# Sun Belt tournament game

## 2002-03 (18-12, 8-6 SBC)

### Coach Porter Moser

#### November

22	%Hawaii	L	81-65
24	% Cal St-Fullerton	W	56-43
27	Central Arkansas	W	82-69
30	Colorado State	W	84-75

#### December

3	@ Memphis	L	73-49
7	Alcorn State	W	68-58
10	@ Minnesota	L	86-84 (OT)
14	@ Ark-Pine Bluff	W	83-71
17	SE Missouri State	W	81-56
19	Prairie View	W	76-65
21	@ Southern Miss	L	70-54
28	^Pepperdine	L	116-110 (20T)
29	^ Portland State	W	48-41

#### January

4	Harding	W	82-80
9	*Western Kentucky	L	74-66
11	Middle Tennessee	W	71-62 (OT)
16	*@ North Texas	W	88-80
19	*@ Denver	L	72-55
25	*Arkansas State	W	77-70
30	*@ South Alabama	L	65-59 (OT)

#### February

1	*New Orleans	W	85-83 (OT)
3	*@ Arkansas State	L	86-76
8	*@ Fla. International	W	46-45
13	*@ Western Kentucky	L	70-51
15	*@ Middle Tenn.	W	74-58
20	*New Mexico State	W	72-64
22	*Louisiana-Lafayette	L	85-81

#### March

1	*Fla. International	W	67-62
7	#North Texas	W	74-73
9	#New Mexico State	L	78-61

% Hawaiian Airlines Tip-off Tournament  
^ New Mexico Comcast-Lobo Invitational

\* Sun Belt Conference game  
# Aeropostale Sun Belt Conference Tourn.

## 2003-04 (17-12, 9-5 SBC)

### Coach Steve Shields

#### November

22	@ Arizona State	L	82-79
25	@ St. Bonaventure	L	89-75
29	Southern Arkansas	W	72-48

#### December

2	Alcorn State	W	84-49
5	^ Idaho State	L	51-47
6	^ IPFW	W	69-57
9	Harding	W	90-56
13	@ Louisiana-Monroe	L	73-69
17	Southern	W	73-59

20	@ Creighton	L	91-66
30	Louisiana-Monroe	W	82-56

## January

3	Mississippi State	L	68-58
6	*@ Fla. International	W	65-53
10	*Arkansas State	W	75-65
15	*@ Western Kentucky	L	86-71
17	*@ Middle Tennessee	W	68-66
22	*North Texas	L	82-77
24	*Denver	W	68-53
26	Williams Baptist	W	102-51
31	*@ Arkansas State	L	56-57

## February

5	*South Alabama	W	86-53
7	*@ New Orleans	L	100-95 (20T)
14	*Fla. International	W	62-46
19	*Western Kentucky	W	68-60
21	*Middle Tennessee	W	59-54
26	*@ New Mexico State	W	58-55
28	*@ Louisiana-Lafayette	L	70-66

## March

6	# Arkansas State	W	83-78 (OT)
8	# New Orleans	L	80-65

^ Cyclone Challenge at Ames, Iowa  
\* Sun Belt Conference game

# Aeropostale Sun Belt Conference Tourn.

## 2004-05 (18-10, 10-4 SBC)

### Coach Steve Shields

#### November

20	Southern Arkansas	W	82-63
23	@ #6 Oklahoma State	L	90-65
26	@ #3 Georgia Tech	L	79-54
30	Southern	W	75-60

#### December

3	&SE Louisiana	W	58-48
4	&Southwest Missouri St.	L	51-64
7	Southern Illinois	W	70-53
11	@ Mississippi State	L	83-53
17	St. Bonaventure	W	76-56
20	McNeese State	W	78-68
29	St. Gregory's	W	71-53

#### January

2	Harding	W	75-57
6	*Florida International	W	67-57
10	*@ Middle Tennessee	L	85-50
13	*Western Kentucky	W	69-66
15	*Middle Tennessee	W	69-62
20	*@ North Texas	W	71-64
22	*@ Denver	L	68-58
27	*Arkansas State	L	788-64
30	*@ Fla. International	L	118-114 (50T)

#### February

3	*@ South Alabama	W	58-54
5	*New Orleans	W	66-49
10	*@ Arkansas State	W	73-67
17	*@ Western Kentucky	W	55-53
19	#@ Bowling Green	L	74-66
24	*New Mexico State	W	75-69
26	*Louisiana-Lafayette	W	64-63

#### March

5	^Florida International	L	69-64
---	------------------------	---	-------

& - SMS PriceCutter Classic  
@ Springfield, Mo.

\* - Sun Belt Conference game

# - ESPN Bracket Buster game

^ - Sun Belt Conference tournament