



2012 MIAMI FOOTBALL ALMANAC

First Edition, University of Miami Communications



**UNIVERSITY OF MIAMI
DEPARTMENT OF ATHLETICS**

5821 San Amaro Drive
Coral Gables, FL 33146
305-284-3244

www.HurricaneSports.com
Facebook: MiamiHurricanes
Twitter: @HurricaneSports

CREDITS

EDITORS

Chris Yandle, Chris Freet, Scott Zavitz

EDITORIAL ASSISTANCE

Amy Woodruff, Camron Ghorbi,
Jimmy Gill, Etta Schaller, Courtney Freet

COMPILATION

Chris Yandle, Chris Freet,
Scott Zavitz, Amy Woodruff,
Camron Ghorbi, Jimmy Gill,
Etta Schaller, previous Miami
communications staff members

PHOTOGRAPHY

JC Ridley

**UNIVERSITY OF MIAMI
MISSION STATEMENT**

The University of Miami's mission is to educate and nurture students, to create knowledge, and to provide service to our community and beyond. Committed to excellence and proud of the diversity of our University family, we strive to develop future leaders of our nation and the world.



INTRODUCTION

TABLE OF CONTENTS

MEDIA INFORMATION

2012 Schedule / 2011 Results	1
Miami Communications	2
Quick Facts	3

2012 MIAMI HURRICANES

2012 Roster	4-5
Depth Chart	6
Player Profiles	7-28

COACHING STAFF

Head Coach Al Golden	29-30
Assistant Coaches	30-39
Support Staff	40-41

2011 STATISTICS

Individual Statistics	42-44
Game-By-Game Statistics	45-47
Superlatives	48-49

HISTORY

National Championship Teams	50-54
All-Time Results	55-61
Yearly Records	62
Series History	63
Series Results	64-72
Bowl Game History	73
Miscellaneous History	74
College and Pro Football Hall of Fame	75-76
All-Americans	77-71
Ring of Honor / Retired Jerseys	82-83
Jack Harding MVP Award	84
National Award Winners	85-88
NFL Players	89-91
NFL Draft Picks	92-94
Canes in the Super Bowl	95
Canes in the Pro Bowl	96
Lettermen	97-102
Attendance	103
UM Athletic Hall of Fame	104

RECORDS

Individual Records	105-106
Opponent Records	107
Bowl Records	108-110
Individual Leaders	111-120
Individual Game Bests	121-123
Team Season Bests	124-127
Opponent Season Bests	128-129
Team / Opponent Game Bests	130-132

2012 SCHEDULE

DATE	OPPONENT	TIME (ET)	TV
Sept. 1	at Boston College*	3:30 p.m.	ABC/ESPN2
Sept. 8	at Kansas State	12:00 p.m.	FX
Sept. 15	BETHUNE-COOKMAN (<i>Band Day</i>)	12:00 p.m.	
Sept. 22	at Georgia Tech*	TBA	
Sept. 29	NC STATE* (<i>Family Weekend</i>)	TBA	
Oct. 6	vs. Notre Dame (<i>in Chicago</i>)	7:30 p.m.	NBC
Oct. 13	NORTH CAROLINA* (<i>Hispanic Heritage Day</i>)	TBA	
Oct. 20	FLORIDA STATE* (<i>Homecoming</i>)	TBA	
Nov. 1	VIRGINIA TECH*	7:30 p.m.	ESPN
Nov. 10	at Virginia*	TBA	
Nov. 17	USF (<i>Senior Day</i>)	TBA	
Nov. 24	at Duke*	TBA	
Dec. 1	ACC Championship (<i>in Charlotte, N.C.</i>)	8:00 p.m.	

All Times Eastern and Subject to Change

Home games in **BOLD CAPS**, played at Sun Life Stadium in Miami Gardens, Fla.

* ACC game

2011 RESULTS

6-6, 3-5 ACC (4th, Coastal)

DATE	UM	OPP	OPPONENT	W/L	SCORE	ATT
Sept. 5	—	—	at Maryland*	L	24-32	52,875
Sept. 17	—	17	OHIO STATE	W	24-6	66,279
Sept. 24	—	—	Kansas State	L	24-28	43,786
Oct. 1	—	—	BETHUNE-COOKMAN	W	45-14	40,387
Oct. 8	—	21	at Virginia Tech*	L	35-38	66,233
Oct. 15	—	—	at North Carolina*	W	30-24	60,000
Oct. 22	—	22	GEORGIA TECH*	W	24-7	43,716
Oct. 27	—	—	VIRGINIA*	L	21-28	40,403
Nov. 5	—	—	DUKE* (<i>Homecoming</i>)	W	49-14	62,053
Nov. 12	—	—	at Florida State*	L	19-23	82,322
Nov. 19	—	—	at USF	W	6-3	57,572
Nov. 25	—	—	BOSTON COLLEGE*	L	17-24	43,952
Total points/Attendance					325-234	659,578

* ACC game

Home games in **BOLD CAPS**

MIAMI COMMUNICATIONS

INTRODUCTION



CHRIS FREET
Associate AD
Communications & Marketing



CHRIS YANDLE
Director
Communications



AMY WOODRUFF
Assistant Director



SCOTT ZAVITZ
Assistant Director



CAMRON GHORBI
Assistant Director



JIMMY GILL
Assistant Director



BRIAN BOWSHER
Digital Media Strategist



ETTA SCHALLER
Graphic Designer

UNIVERSITY OF MIAMI COMMUNICATIONS

Hecht Athletic Center
5821 San Amaro Drive | Coral Gables, FL 33146
Phone: 305-284-3244 | Fax: 305-284-2807
www.HurricaneSports.com

Official Social Media Accounts for Miami Hurricanes Athletics

Twitter: @HurricaneSports
Facebook: Facebook.com/MiamiHurricanes
Instagram: umiamihurricanes
Official Football Blog: thefootball.com

COMMUNICATIONS STAFF

CHRIS FREET *Associate AD / Communications & Marketing*
Alma Mater: UC Santa Barbara, 2002
Office: 305-284-3231 Cell: 786-413-9920

@ChrisFreet
E-mail: c.freet@miami.edu

CHRIS YANDLE *Director of Communications*
Responsibilities: Football, Golf
Alma Mater: Louisiana-Lafayette, 2004
Office: 305-284-3248 Cell: 786-877-9368

@ChrisYandle
E-mail: c.yandle@miami.edu

AMY WOODRUFF *Assistant Director*
Responsibilities: Men's Basketball, Men's Tennis
Alma Mater: Alaska Fairbanks, 2002
Office: 305-284-3241 Cell: 813-410-1194

@CanesHoops
E-mail: a.woodruff@miami.edu

SCOTT ZAVITZ *Assistant Director*
Responsibilities: Women's Basketball, Women's Tennis, Football
Alma Mater: Tampa, 2006
Office: 305-284-3236 Cell: 305-342-1424

@SZavitz
E-mail: szavitz@miami.edu

CAMRON GHORBI *Assistant Director*
Responsibilities: Baseball, Women's Soccer, Swimming & Diving
Alma Mater: Miami, 2011
Office: 305-284-3230 Cell: 786-877-7329

@CamronGhorbi
E-mail: c.ghorbi@miami.edu

JIMMY GILL *Assistant Director*
Responsibilities: Volleyball, Track & Field, Rowing, Football
Alma Mater: Swarthmore (Pa.), 2010
Office: 305-284-3249 Cell: 786-422-4029

@JGill027
E-mail: jgill@miami.edu

BRIAN BOWSHER *Digital Media Strategist*
Alma Mater: Xavier, 2007
Office: 305-284-1904 Cell: 786-447-9494

@BrianBowsher
E-mail: b.bowsher@miami.edu

ETTA SCHALLER *Graphic Designer*
Office: 305-284-3238
E-mail: eschaller@miami.edu

QUICK FACTS

UNIVERSITY INFORMATION

Location	Coral Gables, Fla.
Enrollment	15,629
Founded	1925
Nickname	Hurricanes
Colors	Orange (PMS 1665), Green (PMS 3435) and White
President	Donna E. Shalala
Athletics Director	Shawn Eichorst
Conference / Division	Atlantic Coast Conference / Coastal
Stadium / Capacity	Sun Life Stadium / 74,916
Press Box Phone	305-943-8060
Ticket Office Phone	1-800-GO-CANES (462-2637)

COACHING STAFF

Head Coach	Al Golden
Record at Miami	6-6 (2nd season)
Career Record	33-40 (7th season)
Assistant Head Coach / Defensive Coordinator	Mark D'Onofrio
Offensive Coordinator / Quarterbacks	Jedd Fisch
Senior Defensive Assistant / Defensive Line	Jethro Franklin
Tight Ends / National Recruiting Coordinator	Brennan Carroll
Running Backs / Florida Recruiting Coordinator	Terry Richardson
Offensive Line	Art Kehoe
Wide Receivers / Passing Game Coordinator	George McDonald
Defensive Backs	Paul Williams
Linebackers / Special Teams Coordinator	Micheal Barrow
Graduate Assistant / Defense	Phillip Eisenstein
Graduate Assistant / Offense	DJ Hernandez

SUPPORT STAFF

Director of Football Operations	Don Corzine
Director of Player Development	Ryan McNamee
Senior Football Operations Coordinator	Hurlie Brown
Assistant Director of Football Operations	Matt Doherty
Coordinator of Football Operations	Rob Messinger
Coordinator of Football Operations	Lindsay Bohlen
Administrative Assistant to Head Coach	Myrna Schneider
Head Athletic Trainer	Vinny Scavo
Head Strength & Conditioning Coach	Andreu Swasey
Assistant Strength & Conditioning Coach	Cols Colas
Assistant Strength & Conditioning Coach	Victor Ishmael
Equipment Manager	Bobby Revilla

ATHLETICS ADMINISTRATION

Director of Athletics	Shawn Eichorst
Deputy AD / Chief Operations Officer	Steve Waterfield
Deputy AD / Business Operations	Tony Hernandez
Senior Associate AD / Development & Ticket Operations	Blake James
Senior Associate AD / SWA	Jennifer Strawley
Senior Associate AD / Facilities & Event Operations	Tim Wise
Associate AD / Communications & Marketing	Chris Freet
Associate AD / Compliance	David Reed
Associate AD / Academic Services	David Wyman
Assistant AD / Business Operations	Josh Boone
Assistant AD / Ticket Operations	Ben Crank
Assistant AD / Ticket Sales	Ben Creed
Assistant AD / Marketing	Andrew Goodrich
Assistant AD / Development	Jesse Marks

COMMUNICATIONS

Associate AD for Communications / Marketing	Chris Freet
Cell	786-413-9920
E-mail	c.freet@miami.edu
Twitter	@ChrisFreet
Director of Communications (Football Contact)	Chris Yandle
Cell	786-877-9368
E-mail	c.yandle@miami.edu
Twitter	@ChrisYandle
Assistant Director of Communications (Secondary Contact)	Scott Zavitz
Cell	305-342-1424
E-mail	szavitz@miami.edu
Twitter	@SZavitz
Assistant Director of Communications	Jimmy Gill
Cell	786-422-4029
E-mail	jgill@miami.edu
Twitter	@JGill027
Website	www.HurricaneSports.com
Football Blog	www.TheUFootball.com
Mailing Address	5821 San Amaro Drive, Coral Gables, FL 33146

2012 ROSTER

PLAYERS

ALPHABETICAL ROSTER

NO	NAME	POS
34	Thurston Armbrister	LB
18	Chad Barnes	WR
54	JaWand Blue	LB
13	Dalton Botts	P
87	Jacoby Briscoe	DL
45	Ramon Buchanan	LB
79	Malcolm Bunche	OL
2	Deon Bush	DB
94	Kelvin Cain	DL
27	Ricky Carroll	P
81	Jonathan Carter	WR
71	Anthony Chickillo	DL
73	Anthony Cilli	OL/DL
23	Eduardo Clements	RB
82	Asante Cleveland	TE
31	Tyrone Cornileus	LB
88	Zach Costa	K/P
47	Akil Craig	LB
39	Antonio Crawford	DB
25	Dallas Crawford	RB
16	Gray Crow	QB
12	Preston Dewey	QB
32	Danny Dillard	RB
4	Phillip Dorsett	WR
35	Nate Dortch	DB
48	Chris Dunckel	DL
49	Dyron Dye	TE
57	Nantambu Fentress	LB
70	Jon Feliciano	OL
20	Thomas Finnie	DB
74	Ereck Flowers	OL
55	Frank Gabriel	LS/LB
76	Taylor Gadbois	OL
59	James Gaines	LB
18	Matt Goudis	K
51	Shayon Green	DL
92	Jalen Grumble	DL
37	Ladarius Gunter	DB
33	Maurice Hagens	FB
99	Jelani Hamilton	DL
43	Sean Harvey	TE
77	Seantrel Henderson	OL
30	A.J. Highsmith	DB
97	Dwayne Hoilet	DL
11	Larry Hope	DB
3	Tracy Howard	DB
26	Darris Hughes	RB
1	Allen Hurns	WR
37	Alex Irastorza	WR
63	Danny Isidora	OL
66	Dequan Ivery	DL
5	Mike James	RB
29	Rayshawn Jenkins	DB
24	Davon Johnson	DB
8	Duke Johnson	RB
44	Eddie Johnson	LB
78	Jermaine Johnson	OL
55	Ben Jones	OL
15	D'Mauri Jones	WR
61	Paul Kelly	LS
87	Garrett Kidd	WR
67	Corey King	DL
56	Raphael Kirby	LB
68	Jeremy Lewis	OL
9	Malcolm Lewis	WR
65	Brandon Linder	OL
6	Robert Lockhart Jr.	WR
69	Eduardo Lopez	OL
17	Tyriq McCord	DL
62	Shane McDermott	OL
21	Brandon McGee	DB
60	Sean McNally	LS
24	Joey McNeill	WR

NUMERICAL ROSTER

NO	NAME	POS	HT	WT	CL.-EXP	HOMETOWN / HIGH SCHOOL (PREVIOUS SCHOOL)
1	Allen Hurns	WR	6-3	195	Jr.-2L	Miami, Fla. / Carol City
2	Deon Bush	DB	6-1	195	Fr.-HS	Miami, Fla. / Columbus
3	Tracy Howard	DB	5-11	185	Fr.-HS	Miramar, Fla. / Miramar
4	Phillip Dorsett	WR	5-9	187	So.-1L	Fort Lauderdale, Fla. / St. Thomas Aquinas
5	Mike James	RB	5-11	222	Sr.-3L	Haines City, Fla. / Ridge Community
6	Robert Lockhart Jr.	WR	6-1	188	Fr.-HS	Delray Beach, Fla. / Fork Union (Va.) Military Academy
7	Vaughn Telemaque	DB	6-2	202	RSr.-3L	Long Beach, Calif. / Long Beach Poly
8	Duke Johnson	RB	5-9	188	Fr.-HS	Miami, Fla. / Miami Norland
9	Malcolm Lewis	WR	6-0	192	Fr.-HS	Miramar, Fla. / Miramar
11	Larry Hope	DB	6-0	183	Fr.-HS	Miami, Fla. / American Senior
11	Ryan Williams	QB	6-6	223	RSO.-SQ	Pembroke Pines, Fla. / Miramar (Memphis)
12	Preston Dewey	QB	6-2	208	Fr.-HS	Austin, Texas / St. Andrew's Episcopal School
13	Dalton Botts	P	6-3	207	Sr.-1L	Taft, Calif. / Taft Union (Moorpark CC)
15	D'Mauri Jones	WR	6-4	190	Fr.-HS	Leesburg, Fla. / Leesburg
16	Gray Crow	QB	6-3	222	Fr.-HS	Clearwater, Fla. / Countryside
17	Stephen Morris	QB	6-2	214	Jr.-2L	Miami, Fla. / Monsignor Pace
17	Tyriq McCord	DL	6-3	236	Fr.-HS	Tampa, Fla. / Jefferson
18	Chad Barnes	WR	5-8	170	RJr.-SQ	Weston, Fla. / Cypress Bay
18	Matt Goudis	K	6-0	172	RFr.-SQ	West Hills, Calif. / Chaminade
19	David Thompson	QB	6-2	207	Fr.-HS	Miami, Fla. / Westminster Christian
20	Thomas Finnie	DB	5-10	185	So.-1L	Miami, Fla. / Miami Central
21	Brandon McGee	DB	6-0	197	Sr.-3L	Plantation, Fla. / Plantation
22	Kacy Rodgers II	DB	6-2	212	Jr.-2L	Southlake, Texas / Southlake Carroll
23	Eduardo Clements	RB	5-9	192	Jr.-2L	Miami, Fla. / Booker T. Washington
24	Davon Johnson	DB	6-0	184	RSr.-3L	Miami, Fla. / Booker T. Washington
24	Joey McNeill	WR	5-10	172	RSO.-SQ	Newton, Pa./The Pennington School
25	Dallas Crawford	RB	5-10	190	RFr.-SQ	Fort Myers, Fla. / South Fort Myers
26	Darris Hughes	RB	5-10	195	So.-SQ	Clewiston, Fla./Clewiston
27	Ricky Carroll	P	6-3	185	Jr.-TR	Mission Viejo, Calif. / Mission Viejo (Orange Coast College)
28	Andrew Swasey	DB	5-10	198	RSr.-1L	Miami, Fla. / Miami Carol City Senior (Coffeyville JC)
28	Shawn O'Dare	WR	5-10	189	RJr.-SQ	Vero Beach, Fla. / Vero Beach (Jacksonville University)
29	Rayshawn Jenkins	DB	6-1	203	Fr.-HS	St. Petersburg, Fla. / Admiral Farragut Academy
30	A.J. Highsmith	DB	6-0	208	RJr.-2L	Missouri City, Texas / Hightower
31	Tyrone Cornileus	LB	6-2	215	Jr.-2L	Stone Mountain, Ga. / Stephenson
32	Danny Dillard	RB	6-2	225	Fr.-HS	Bradenton, Fla. / Venice
33	Maurice Hagens	FB	5-11	238	Jr.-2L	Riverview, Fla. / Tampa Bay Tech
34	Thurston Armbrister	LB	6-3	222	So.-SQ	Hollywood, Fla. / Hollywood Hills
35	Nate Dortch	DB	5-11	175	Fr.-HS	Fort Myers, Fla. / South Fort Myers
36	Gianni Paul	LB	6-0	230	So.-1L	Lakeland, Fla. / Kathleen
37	Alex Irastorza	WR	6-3	190	RJr.-TR	Miami, Fla. / Christopher Columbus (Marist College)
37	Ladarius Gunter	DB	6-2	196	RSO.-TR	Montgomery, Ala. / Jefferson Davis (Fort Scott CC)
38	Jordan Tolson	DB	6-1	192	RSO.-SQ	Inglewood, Calif. / Harvard-Westlake School
39	Antonio Crawford	DB	5-11	188	Fr.-HS	Tampa, Fla. / H.B. Plant
40	Jake Wieclaw	K	6-2	197	RSr.-1L	New Lenox, Ill. / Lincoln Way Central
43	Sean Harvey	TE	6-4	260	RSO.-SQ	Largo, Fla. / Indian Rock Christian (UCF)
44	Eddie Johnson	LB	6-1	238	RFr.-SQ	Atlanta, Ga. / North Atlanta
45	Ramon Buchanan	LB	6-1	228	RSr.-3L	Melbourne, Fla. / Palm Bay
46	Ricky Perez	K	5-8	182	Fr.-HS	Miami, Fla. / Dr. Krop
46	Clive Walford	TE	6-4	248	RSO.-1L	Belle Glade, Fla. / Glades Central
47	Akil Craig	LB	6-1	226	RJr.-SQ	Tampa, Fla. / Tampa Jesuit
48	Chris Dunckel	DL	6-3	260	RSr.-SQ	Bethesda, Md. / St. John's College
48	Brandon Yosha	RB	6-0	183	Fr.-HS	Carmel, Ind. / Cathedral
49	Dyron Dye	TE	6-5	258	RJr.-2L	Sanford, Fla. / Seminole
51	Shayon Green	DL	6-3	260	RJr.-2L	Tifton, Ga. / Tifton County
52	Denzel Perryman	LB	6-0	230	So.-1L	Coral Gables, Fla. / Coral Gables
54	JaWand Blue	LB	6-0	210	Fr.-HS	Boca Raton, Fla. / West Boca Raton
55	Frank Gabriel	LS/LB	6-3	215	Fr.-HS	Monmouth Beach, N.J. / Red Bank Catholic
55	Ben Jones	OL	6-5	315	RSr.-1L	Miami, Fla. / Miami Northwestern
56	Raphael Kirby	LB	6-0	223	Fr.-HS	Stone Mountain, Ga. / Stephenson
57	Nantambu-Akil Fentress	LB	5-9	205	So.-1L	Nashville, Tenn. / Ensworth
58	Gabriel Terry	LB	6-3	215	Fr.-HS	Wellington, Fla. / Palm Beach Central
59	James Gaines	LB	6-3	232	Jr.-2L	Getzville, N.Y. / Canisius
60	Sean McNally	LS	5-10	208	RJr.-SQ	Bakersfield, Calif. / Garces Memorial (Bakersfield College)
61	Paul Kelly	LS	6-1	262	RSr.-TR	Davie, Fla. / Archbishop McCarthy (John Carroll University)
62	Shane McDermott	OL	6-4	296	RSO.-1L	Lake Worth, Fla. / Palm Beach Central

2012 ROSTER

NUMERICAL ROSTER

NO	NAME	POS	HT	WT	CL.-EXP	HOMETOWN / HIGH SCHOOL (PREVIOUS SCHOOL)
63	Danny Isidora	OL	6-4	312	Fr.-HS	Weston, Fla. / Cypress Bay HS
64	Hunter Wells	OL	6-4	300	RFr.-SQ	Canton, Ill. / Canton HS
65	Brandon Linder	OL	6-6	312	Jr.-2L	Southwest Ranches, Fla. / St. Thomas Aquinas
66	Dequan Ivery	DL	6-1	303	Fr.-HS	Lake City, Fla. / Florida Columbia HS
67	Corey King	DL	6-1	292	RFr.-SQ	Boca Raton, Fla. / West Boca Raton HS
68	Jeremy Lewis	OL	6-4	312	RSr.-2L	West Palm Beach, Fla. / Palm Beach Lakes HS
69	Eduardo Lopez	OL	6-0	275	RJr.-SQ	Miami, Fla. / Southwest Miami HS
70	Jon Feliciano	OL	6-5	314	RSo.-1L	Davie, Fla. / Western HS
71	Anthony Chickillo	DL	6-4	265	So.-1L	Tampa, Fla. / Alonso HS
72	Earl Moore	DL	6-1	300	Fr.-HS	Tampa, Fla. / Hillsborough HS
73	Anthony Cilli	OL/DL	6-0	276	Fr.-HS	Pembroke Pines, Fla. / Pembroke Pines HS
74	Ereck Flowers	OL	6-6	314	Fr.-HS	Miami, Fla. / Miami Norland HS
75	Jared Wheeler	OL	6-5	312	RJr.-1L	Hollywood, Fla. / American Heritage HS
76	Taylor Gadbois	OL	6-8	310	Fr.-HS	Dallas, Ga. / East Paulding HS (Fork Union Military Academy)
77	Seantrel Henderson	OL	6-8	340	Jr.-2L	St. Paul, Minn. / Cretin-Derham Hall HS
78	Jermaine Johnson	OL	6-6	318	RJr.-2L	Fort Lauderdale, Fla. / Hargrave Military Academy
79	Malcolm Bunche	OL	6-7	323	RSo.-1L	Newark, Del. / Newark HS
80	Rashawn Scott	WR	6-2	202	So.-1L	Melbourne, Fla. / Melbourne Central HS
81	Jontavious Carter	WR	6-2	203	Fr.-HS	Cordele, Ga. / Crisp County HS
82	Asante Cleveland	TE	6-5	260	Jr.-2L	Sacramento, Calif. / Christian Brothers HS
83	Kendal Thompkins	WR	5-10	184	RSr.-3L	Miami, Fla. / Miami Northwestern HS
84	Cory White	TE	6-6	278	RJr.-1L	Orange Park, Fla. / Fleming Island HS
85	David Perry	TE	6-7	265	RSo.-SQ	Pembroke Pines, Fla. / University School HS
86	Herb Waters	WR	6-2	185	Fr.-HS	Homestead, Fla. / Homestead HS
87	Garrett Kidd	WR	6-2	186	RFr.-SQ	Midland, Mich. / Herbert HS
87	Jacoby Briscoe	DL	6-5	312	Fr.-HS	Lafayette, La. / Carencro HS
88	Zach Costa	K/P	6-2	209	Fr.-HS	Hillsdale, N.J. / Pascack Valley HS
88	Ronald Regula	LS/TE	6-2	225	RSo.-SQ	Miami, Fla. / Palmetto HS (Mount St. Joseph)
90	Ricardo Williams	DL	6-5	251	RFr.-SQ	Homestead, Fla. / Homestead Senior HS
91	Olsen Pierre	DL	6-4	296	So.-1L	Rahway, N.J. / Fork Union (Va.) Military Academy
92	Jalen Grimble	DL	6-2	292	So.-1L	Las Vegas, Nev. / Bishop Gorman HS
93	Luther Robinson	DL	6-3	290	RJr.-1L	Fort Pierce, Fla. / Westwood HS
94	Kelvin Cain	DL	6-3	245	Jr.-2L	Clovis, Calif. / Buchanan HS
95	Jake O'Donnell	DL	6-6	243	Fr.-HS	Doylestown, Pa. / Central Bucks East HS
96	Curtis Porter	DL	6-1	308	RJr.-2L	Charlotte, N.C. / Victory Christian HS
97	Dwayne Hoilett	DL	6-3	247	Fr.-HS	Vero Beach, Fla. / Vero Beach HS
98	Darius Smith	DL	6-2	313	RSr.-1L	New Britain, Conn. / New Britain HS (Lackawanna)
99	Jelani Hamilton	DL	6-5	271	Fr.-HS	Fort Lauderdale, Fla. / St. Thomas Aquinas

ALPHABETICAL ROSTER

NO	NAME	POS
72	Earl Moore	DL
17	Stephen Morris	QB
28	Shawn O'Dare	WR
95	Jake O'Donnell	DL
36	Gionni Paul	LB
46	Ricky Perez	K
85	David Perry	TE
52	Denzel Perryman	LB
91	Olsen Pierre	DL
96	Curtis Porter	DL
88	Ronald Regula	LS/TE
93	Luther Robinson	DL
22	Kacy Rodgers II	DB
80	Rashawn Scott	WR
98	Darius Smith	DL
28	Andrew Swasey	DB
7	Vaughn Telemaque	DB
58	Gabriel Terry	LB
83	Kendal Thompkins	WR
19	David Thompson	QB
38	Jordan Tolson	DB
46	Clive Walford	TE
64	Hunter Wells	OL
86	Herb Waters	WR
75	Jared Wheeler	OL
84	Cory White	TE
40	Jake Wieclaw	K
90	Ricardo Williams	DL
11	Ryan Williams	QB
48	Brandon Yoshia	RB

PLAYERS

COACHING STAFF

Head Coach: Al Golden (Penn State, 1991), 2nd season
Assistant Head Coach / Defensive Coordinator: Mark D'Onofrio
Offensive Coordinator / Quarterbacks: Jedd Fisch
Senior Defensive Assistant / Defensive Line: Jethro Franklin
Tight Ends / National Recruiting Coordinator: Brennan Carroll
Running Backs / Florida Recruiting Coordinator: Terry Richardson
Offensive Line: Art Kehoe
Passing Game Coordinator/Wide Receivers: George McDonald
Defensive Backs: Paul Williams
Linebackers/Special Teams Coordinator: Micheal Barrow
Graduate Assistant / Offense: DJ Hernandez
Graduate Assistant / Defense: Phillip Eisenstein

SUPPORT STAFF

Director of Football Operations: Don Corzine
Director of Player Development: Ryan McNamee
Senior Football Operations Coordinator: Hurlie Brown
Assistant Director of Football Operations: Matt Doherty
Coordinator of Football Operations: Rob Messinger
Coordinator of Football Operations: Lindsay Bohlen
Administrative Assistant to Head Coach: Myrna Schneider
Head Football Athletic Trainer: Vinny Scavo
Head Strength and Conditioning Coach: Andreu Swasey
Assistant Strength and Conditioning Coach: Cols Colas
Assistant Strength and Conditioning Coach: Victor Ishmael
Equipment Manager: Bobby Revilla

PRESEASON DEPTH CHART

PLAYERS

OFFENSE (PRO)

WR	1	ALLEN HURNS <i>-OR-</i>	6-3, 192, Jr.
	4	PHILLIP DORSETT	5-10, 185, So.
	24	Davon Johnson <i>-OR-</i>	6-0, 188, Sr.
	9	Malcolm Lewis	6-0, 192, Fr.
LT	79	MALCOLM BUNCHE	6-7, 325, RSo.
	55	Ben Jones	6-5, 310, Sr.
LG	70	JONATHAN FELICIANO	6-5, 314, RSo.
	55	Ben Jones <i>-OR-</i>	6-5, 310, Sr.
	68	Jeremy Lewis	6-4, 316, RSr.
C	62	SHANE MCDERMOTT	6-4, 295, RSo.
	75	Jared Wheeler	6-5, 314, RJr.
RG	65	BRANDON LINDER	6-6, 308, JR.
	78	Jermaine Johnson <i>-OR-</i>	6-6, 316, RJr.
	63	Daniel Isidora	6-4, 320, Fr.
RT	74	ERECK FLOWERS	6-6, 314, Fr.
	78	Jermaine Johnson	6-6, 316, RJr.
TE	82	ASANTE CLEVELAND	6-5, 263, Jr.
	46	Clive Walford	6-4, 250, RSo.
	49	Dyron Dye	6-5, 255, RJr.
	85	David Perry	6-7, 260, RSo.
FB	33	MAURICE HAGENS	5-11, 240, Jr.
	43	Sean Harvey	6-4, 262, RSo.
QB	17	STEPHEN MORRIS	6-2, 214, Jr.
	11	Ryan Williams	6-5, 221, RSo.
RB	5	MIKE JAMES	5-11, 220, Sr.
	23	Eduardo Clements <i>-OR-</i>	5-9, 195, Jr.
	8	Duke Johnson	5-9, 188, Fr.
	25	Dallas Crawford	5-10, 190, RFr.
WR	83	KENDAL THOMPCKINS <i>-OR-</i>	5-10, 182, RSr.
	80	RASHAWN SCOTT	6-2, 198, So.
	86	Herb Waters	6-2, 185, Fr.

SPECIALISTS

P	13	DALTON BOTTS	6-3, 205, Sr.
	40	Jake Wieclaw	6-2, 193, RSr.
FG	40	JAKE WIECLAW	6-2, 193, RSr.
	18	Matt Goudis	6-0, 170, RFr.
KO	40	JAKE WIECLAW	6-2, 193, RSr.
	18	Matt Goudis	6-0, 170, RFr.
H	13	DALTON BOTTS	6-3, 205, Sr.
	11	Ryan Williams	6-5, 221, RSo.
LS	60	SEAN MCNALLY	5-10, 214, RJr.
	61	Paul Kelly	6-1, 262, RSr.
SS	60	SEAN MCNALLY	5-10, 214, RJr.
	61	Paul Kelly	6-1, 262, RSr.
PR	4	PHILLIP DORSETT	5-10, 185, So.
	9	Malcolm Lewis	6-0, 192, Fr.
KR	4	PHILLIP DORSETT	5-10, 185, So.
	8	Duke Johnson	5-9, 188, Fr.

DEFENSE (4-3)

DE	71	ANTHONY CHICKILLO	6-4, 262, So.
	99	Jelani Hamilton	6-5, 271, Fr.
DT	93	LUTHER ROBINSON	6-3, 288, RJr.
	98	Darius Smith	6-2, 315, Sr.
	66	DeQuan Ivery	6-1, 303, Fr.
DT	91	OLSEN PIERRE	6-4, 300, So.
	72	Earl Moore	6-1, 300, Fr.
DE	51	SHAYON GREEN	6-3, 260, RJr.
	94	Kelvin Cain <i>-OR-</i>	6-3, 245, So.
	17	Tyriq McCord	6-3, 236, Fr.
OLB	34	THURSTON ARMBRISTER <i>-OR-</i>	6-3, 222, So.
	44	EDDIE JOHNSON	6-1, 238, RFr.
	58	Gabe Terry	6-3, 215, Fr.
MLB	52	DENZEL PERRYMAN	6-0, 229, So.
	59	Jimmy Gaines <i>-OR-</i>	6-3, 230, Jr.
	36	Gianni Paul	6-1, 230, So.
OLB	45	RAMON BUCHANAN	6-1, 226, RSr.
	31	Tyrone Cornileus	6-2, 210, Jr.
	57	Nantambu-Akil Fentress	5-9, 205, So.
CB	21	BRANDON MCGEE	6-0, 194, Sr.
	39	Antonio Crawford	5-11, 188, Fr.
S	22	KACY RODGERS II <i>-OR-</i>	6-2, 210, Jr.
	2	DEON BUSH	6-1, 190, Fr.
	29	Rayshawn Jenkins	6-1, 203, Fr.
S	7	VAUGHN TELEMAQUE	6-2, 204, RSr.
	30	A.J. Highsmith <i>-OR-</i>	6-0, 202, RJr.
	29	Rayshawn Jenins	6-1, 203, Fr.
CB	37	LADARIUS GUNTER	6-2, 198, Jr.
	3	Tracy Howard <i>-OR-</i>	5-11, 185, Fr.
	20	Thomas Finnie	5-10, 183, So.

PLAYER PROFILES



34 THURSTON ARMBRISTER

LB • 6-3 • 222 • So.-SQ
Hollywood, Fla. (Hollywood Hills)

2011 (True Freshman): Participated on practice squad, did not see any action.




18 CHAD BARNES

WR • 5-8 • 170 • RJr.-SQ
Weston, Fla. (Cypress Bay)

2011 (Sophomore): Sat out first season at Miami and participated on practice squad, redshirted to retain eligibility.

High School: Started four years at wide receiver for Cypress Bay ... Earned two letters ... Helped team advance to district championships during junior campaign ... Coached by Mark Guandolo ... Also ran track, running 100 and 200 meters and on 4x100 relay team ... Best time in 100m was 10.8 and clocked at 22.9 in 200m.



54 JAWAND BLUE

LB • 6-0 • 210 • Fr.-HS
Boca Raton, Fla. (West Boca Raton)

High School: Three-star recruit by *Scout.com* and ESPN ... No.18 inside linebacker prospect and No. 61 overall prospect by ESPN ... No. 26 inside linebacker prospect by *Scout.com* as junior at West Boca Raton HS ... Recorded 99 tackles, 12 tackles for loss, four sacks, three forced fumbles and fumble recoveries ... Coached by Willie Dodaro ... Chose Miami over Virginia Tech.



13 DALTON BOTTS

P • 6-3 • 207 • Sr.-1L
Taft, Calif. (Taft Union / Moorpark CC)

2011 (Redshirt Junior): Served as team's punter in all 12 games ... Finished season second-best in ACC in punt average at 42.7 yards per punt ... Longest punt of season came against Boston College on 62-yarder... Had one of best games against then-No. 17 Ohio State with season-high average of 47.8 yards on four punts ... Earned a letter.

Junior College: Transferred from Bakersfield College after freshman season ... Averaged 37.5 per punt with long of 59 yards as sophomore ... Coached by Jim L. Bitter at Moorpark ... Logged

best hang time and longest punt at Top 12 Elite Camp in Sherman Oaks, Calif. ... Enrolled at Bakersfield College freshman year as quarterback and punter ... Averaged 34 yards per kick.

High School: Three-star prospect by *Kohl's Kicking* ... Went to Bakersfield (Calif.) Taft Union HS ... Played quarterback as senior, throwing for 986 yards on 59-of-137 passing with 12 touchdowns and five interceptions ... Rushed for 805 yards and nine touchdowns in 109 carries as quarterback ... All-state punter averaging 39.7 yards per punt with 26 attempts inside 20 ... Originally committed to LSU.

BOTTS CAREER STATISTICS

PUNTING

YEAR	G	NO	YDS	LG	AVG
2011	12	48	2,051	62	42.7



87 JACOBY BRISCOE

DL • 6-5 • 312 • Fr.-HS
Lafayette, La. (CarenCro)

High School: Three-star recruit by *Scout.com* and ESPN ... No. 42 DT prospect on ESPN and No. 67 on *Scout.com* ... Played in State 6A Championship game against West Monroe, recording 12 tackles ... Attended CarenCro (La.) High School and played for coach James Broussard ... Chose Miami over Texas A&M and Tennessee.



45 RAMON BUCHANAN

LB • 6-1 • 228 • RSr.-3L
Melbourne, Fla. (Palm Bay)

2011 (Senior): Played and started in four games ... Had year cut short after sustaining right knee injury against Bethune-Cookman ... Was on pace for career high in tackles before getting hurt ... Finished season with 18 total tackles (11 solo, seven assists) ... Recorded eight tackles and two tackles-for-loss against Maryland ... Registered five tackles against then-No. 17 Ohio State.

2010 (Junior): Started 10 of 13 games ... Fifth on team in tackles (54) ... Recorded eight tackles-for-loss ... Recorded career-high seven tackles against Florida State ... Also recorded six tackles against Florida A&M, Clemson, Virginia, Georgia Tech and Virginia Tech ... Earned letter.

2009 (Sophomore): Had 28 total tackles (20 solo, eight assists) ... Saw increased action at outside linebacker position when Sean Spence missed time with injury in late October, early November ... After recording just seven tackles in UM's first six games, tallied 19 over last six contests ... Tallied career-high six total tackles and had QB hurry and PBU in only start of season at North Carolina ... Also recorded five tackles versus Florida A&M and at USF in regular-season finale ... Averaged 4.6 tackles per contest over UM's last three road games (at Wake Forest, at UNC, at USF) ... Had 3.5 tackles-for-loss and two PBUs on the year ... Earned a letter.

PLAYER PROFILES

2008 (True Freshman): Played in nine games, mostly on special teams, but saw some action at safety against Duke ... Had six tackles in nine games ... Started out as defensive back before making switch to linebacker towards end of season ... Earned a letter.

High School: As senior in 2007, made more than 100 tackles with three interceptions while playing linebacker and safety ... As junior in 2006, surpassed 100 tackles and 10 sacks ... Coached by Dan Burke ... Ranked No. 2 safety in nation, as well as No. 10 in Florida and No. 61 overall by *Rivals.com* ... Rated No. 64 in country by *Scout.com* ... Ranked No. 3 outside linebacker by ESPN.

BUCHANAN CAREER STATISTICS

DEFENSIVE

YEAR	G	UT	AT	TT	TFL-YDS	OBS-YDS	FF/FR	PBU	INT-YDS
2008	9	5	1	6	0.0-0	0.0-0	0/0	0	0-0
2009	13	20	8	28	3.5-5	0.0-0	0/0	2	0-0
2010	13	33	21	54	8.0-24	0.0-0	0/0	1	1-3
2011	4	11	7	18	2.0-5	0.0-0	0/0	0	0-0
Career	39	69	37	106	13.5-34	0.0-0	0/0	3	1-3




79 MALCOLM BUNCHE

OL • 6-7 • 323 • RSo.-1L
Newark, Del. (Newark)

2011 (Redshirt Freshman): Saw action in eight games, earning start against Virginia ... Earned a letter.

2010 (True Freshman): Enrolled at Miami in January 2010 ... Sat out first season at Miami and participated on practice squad, redshirted to retain eligibility.

High School: Rated as four-star recruit by *Rivals.com* and No. 8 prep school prospect in nation regardless of position ... Ranked No. 18 offensive guard by *Scout.com*, No. 39 offensive tackle by *Rivals.com* and No. 86 offensive tackle by ESPN out of high school ... Originally signed national letter of intent with Miami in spring of 2009.



2 DEON BUSH

DB • 6-1 • 195 • Fr.-HS
Miami, Fla. (Columbus)

High School: Four-star recruit according to *Rivals.com* ... Has been compared to former Miami great Antrel Rolle ... No. 5 safety prospect, No. 68 overall prospect and No. 12 prospect in state of Florida by *Rivals.com* ... Ranked 65th on ESPN 150 as fourth-best safety prospect and 14th-best prospect from Florida ... As senior made 40 stops and had seven interceptions ... As junior at Columbus in Miami, Fla., returned one punt for touchdown and compiled 50 tackles and three interceptions ... During sophomore campaign, collected 47 tackles and two interceptions ... Played for coach Chris Merritt at Columbus ... Chose UM over Florida, Florida State, Alabama and Auburn.



94 KELVIN CAIN

DL • 6-3 • 245 • Jr.-2L
Clovis, Calif. (Buchanan)

2011 (Sophomore): Saw action in nine games, starting last two contests of season ... Finished year with 20 tackles ... Recorded first touchdown of career against Bethune-Cookman on 59-yard interception return ... Registered season-high six tackles against Boston College ... Earned letter.

2010 (True Freshman): Played in 11 games, starting four ... Recorded 12 tackles, nine of which were unassisted ... Recorded one sack on year ... Had career-high nine tackles against Duke ... Earned letter.


High School: Rated 10th-best outside linebacker in state of California at Buchanan HS ... As senior, recorded 80 tackles and nine sacks while also returning eight kickoffs for 150 yards ... Played at Portland (Ore.) Grant High School, finishing with 61 tackles and seven sacks as junior.



27 RICKY CARROLL

P • 6-3 • 185 • Jr.-TR
Mission Viejo, Calif. (Orange Coast College)

Junior College: Played two seasons at Orange Coast College in Costa Mesa, Calif. ... Earned first-team all-league and first-team all-state by the *Costa Mesa Post*.



81 JONTAVIOUS CARTER

WR • 6-2 • 203 • Fr.-HS
Cordele, Ga. (Crisp County)

High School: Three-star recruit by *Rivals.com*, *Scout.com* and ESPN ... Ranked as No. 147 WR prospect on *Scout.com* and as No. 51 wide receiver prospect on ESPN ... Had 64 catches for 864 yards and seven touchdowns during senior season ... Was team captain senior year ... Also played basketball ... Attended Crisp County High School in Cordele, Ga., and played for coach Sean Pender ... Attended Al Golden Football Camp ... Chose UM over South Carolina.

PLAYER PROFILES



71 ANTHONY CHICKILLO

DL • 6-4 • 265 • So.-1L
Tampa, Fla. (Alonso)

2011 (True Freshman): Saw action in all 12 games, including starts in final nine contests of season ... Finished third in ACC Defensive Rookie of the Year Award voting ... Ended season tied for team lead with five sacks ... Had seventh-most tackles on team with 38 (15 solo, 23 assists) ... Recorded career-first sack against then-No. 17 Ohio State ... Finished with four tackles and 1.5 sacks against Bethune-Cookman ... Registered season-high eight tackles against then-No. 21 Virginia Tech ... Earned letter.

High School: Five-star prospect according to *Rivals.com* and ESPN ... Ranked by *Rivals.com* and ESPN as third and fifth at position, respectively, and 44th and 24th overall nationally by *Rivals.com* and ESPN, respectively ... Strong for size and powerful pass-rusher ... Quick off ball with continuous motor ... Runs 4.8 40-yard dash ... MVP of 2011 Under Armour All-American game at Tropicana Field in Tampa Bay area ... 140 tackles, 18 sacks and two interceptions as senior ... Transferred to Alonso HS and played in only six games as junior due to injury, but finished with 80 tackles, 12.5 sacks, six PBUs, two forced fumbles and fumble recovery ... Recorded 80 tackles and 9.5 sacks as sophomore at Tampa Gaither HS ... Also considered Florida, Tennessee, Florida State, and North Carolina among others with more than 40 scholarship offers.

CHICKILLO CAREER STATISTICS

DEFENSIVE

YEAR	G	UT	AT	TT	TFL-YDS	QBS-YDS	FF/FR	PBU	INT-YDS
2011	12	15	23	38	6.5-25	5.0-20	1/1	0	0-0



23 EDUARDO CLEMENTS

RB • 5-9 • 192 • Jr.-2L
Miami, Fla. (Booker T. Washington)

2011 (Sophomore): Saw action in all 12 games, including an increasing role on offense as season progressed ... Registered career-high 37 rushing yards against Bethune-Cookman, including season-best 22-yard run ... Caught four passes for career-high 41 yards against USF ... Registered four receptions against Boston College ... Finished season with 245 all-purpose yards (82 rushing, 163 receiving) ... Finished year with nine tackles ... Earned letter.

2010 (True Freshman): Appeared in 12 games, getting touches in two contests ... Had best game in debut against Florida A&M ... Ran for 23 yards on six carries against Rattlers, while catching only pass of season ... Earned letter.

High School: Rushed for 3,105 yards and 50 touchdowns in four seasons at Booker T. Washington ... Rated No. 79 player in *Sporting News* 100 ... Rated No. 43 prospect in *Mobile Press-Register* Super Southeast 120 ... As junior rushed for 892 rushing yards and 14 touchdowns and caught 34 passes for 296 receiving yards and three total touchdowns ... In limited action as senior, rushed 694 yards and nine touchdowns ... As sophomore on state championship team, ran for 961 yards and 19 touchdowns ... Rated No.62 player in *Sports Illustrated* Tackle Top 200 ... Rated No. 11 running back by *Rivals.com*, four-star recruit and No. 156 player nationally ... Named first-team All-Dade by *Miami Herald* as senior and second-team All-Dade as junior and sophomore ... No.76 prospect on Bill Buchalter's Florida Top 100 state list.

CLEMENTS CAREER STATISTICS

RUSHING

YEAR	G	ATT	YDS	AVG	TD	LG
2010	12	8	32	4.0	0	11
2011	12	15	82	5.5	1	22
Career	24	23	114	5.0	1	22

RECEIVING

YEAR	G	REC	YDS	AVG	TD	LG
2010	12	1	9	9.0	0	9
2011	12	14	163	11.6	0	24
Career	24	15	172	11.5	0	24

OTHER STATS: Kick Returns — 2010 (10 ret., 195 yds, 29 long); Defensive — 2010 (3 UT, 2 AT, 5 TT), 2011 (7 UT, 2 AT, 9 TT).

PLAYER PROFILES



82

ASANTE CLEVELAND

TE • 6-5 • 260 • Jr.-2L
Sacramento, Calif. (Christian Brothers)

2011 (Sophomore): Saw action in eight games, mainly on special teams ... Recorded lone catch of season on six-yard reception against Maryland ... Earned Scout Team Player of the Week honors heading into team's game against Duke ... Earned letter.

2010 (True Freshman): Appeared in eight games for Hurricanes, starting one ... Fifth on team in receiving yards (110) ... Had season-high 34 yards against North Carolina ... Had two receptions for 32 yards against Virginia Tech ... Had at least one reception in each of final three games ... Earned letter.

High School: Ranked No. 15 tight end and three-star recruit by *Scout.com* ... As junior earned all-league honors after leading team with 21 receptions for 262 yards and four touchdowns ... As senior had 24 receptions for 412 yards and seven touchdowns.

CLEVELAND CAREER STATISTICS

RECEIVING

YEAR	G	REC	YDS	AVG	TD	LG
2010	8	8	110	13.8	0	25
2011	8	1	6	6.0	0	6
Career	16	9	116	12.9	0	25



31

TYRONE CORNILEUS

LB • 6-2 • 215 • Jr.-2L
Stone Mountain, Ga. (Stephenson)

2011 (Sophomore): Saw action in nine games, mostly on special teams ... Recorded seven tackles ... Registered season-high two tackles twice, against B-CU and then-No. 20 Georgia Tech ... Earned letter.

2010 (True Freshman): Appeared in 10 games, mostly on special teams ... Recorded six tackles on year ... Enrolled in January 2010 ... Earned letter.

High School: Ranked No. 39 outside linebacker prospect by *Rivals.com* and three-star recruit by *Scout.com* ... Finished senior season with 108 tackles, one interception, two forced fumbles, two blocked punts and eight tackles-for-loss and helped lead Stephenson to 11-1 record and second round of playoffs ... As junior tallied 118 tackles, three interceptions (one returned for TD), two forced fumbles (one returned for score), four sacks, 11 tackles-for-losses, blocked punt and three safeties ... Named first-team all-state selection by *Atlanta Journal-Constitution* and The Associated Press ... No. 28 player on AJC Top 50 list.

CORNILEUS CAREER STATISTICS

DEFENSIVE

YEAR	G	UT	AT	TT	TFL-YDS	QBS-YDS	FF/FR	PBU	INT-YDS
2010	10	3	3	6	0.0-0	0.0-0	0/0	0	0-0
2011	9	4	3	7	0.0-0	0.0-0	0/0	0	0-0
Career	19	7	6	13	0.0-0	0.0-0	0/0	0	0-0



47

AKIL CRAIG

LB • 6-1 • 326 • RJr.-SQ
Tampa, Fla. (Jesuit)

2011 (Redshirt Sophomore): Participated as member of scout team ... Lone action came against Bethune-Cookman ... Named Scout Team Player of the Week heading into team's match-up with Georgia Tech.

High School: Started senior year at linebacker and defensive end for Tampa Jesuit ... Recorded 48 tackles, 11.5 sacks and three forced fumbles ... Coached by Joseph Ross ... Two-time letterwinner in track and field ... Competed in 100 meters, long jump and triple jump.



39

ANTONIO CRAWFORD

DB • 5-11 • 188 • Fr.-HS
Tampa, Fla. (Plant)

High School: Rated as three-star recruit by *Rivals.com* and *Scout.com* ... No. 89 cornerback prospect by *Scout.com* ... Named No. 167 athlete prospect by ESPN ... Played running back, wide receiver and defensive back for Plant HS in Tampa, Fla. ... As senior registered 599 rushing yards with five touchdowns, 139 receiving yards and touchdown, 61 tackles, four interceptions, 26 pass deflections and forced fumble helping to lead Plant to No. 13 national ranking ... Was coached by Robert Weiner ... Chose Miami over Georgia Tech.

PLAYER PROFILES



25 DALLAS CRAWFORD

RB • 5-10 • 190 • RFr.-SQ
Fort Myers, Fla. (South Fort Myers)

2011 (True Freshman): Sat out first season at Miami and participated on practice squad, redshirted to retain eligibility.

High School: Originally committed to Michigan ... Four-star prospect by ESPN and three-star rating from *Rivals.com* with 144th overall ranking and rated eighth-best at position according to ESPN ... 27th-best cornerback by *Rivals.com* ... Playmaker on defense with above average ball skills and footwork ... Played on both sides of ball, throwing for 2,374 yards and 26 touchdowns as QB to go with 462 rushing yards and 14 rushing touchdowns as well as receiving score on way to being named area offensive player of the year ... Had 76 tackles (53 solo), nine interceptions and three forced fumbles from defensive back position ... Led state with 10 picks as junior, returning four of them for touchdowns ... Racked up 2,629 yards and 28 touchdowns passing with 470 rushing yards and seven touchdowns on offense as junior ... School-record 23 career interceptions ... Coached by Grant Redhead ... Also considered offers from North Carolina and USC among others.



16 GRAY CROW

QB • 6-3 • 222 • Fr.-HS
Clearwater, Fla. (Countryside)

High School: Three-star prospect by ESPN, *Scout.com* and *Rivals.com* ... Ranked four-star pro-style quarterback prospect by *MaxPreps.com* ... Played sophomore season at Ocala Trinity Catholic ... Threw for 1,700 yards, 20 touchdowns and only six interceptions ... Played in run-heavy, pro-style offense for two seasons at Countryside ... Managed 1,369 yards in air and seven touchdowns as junior ... Named to U.S. Army National Combine in January 2011 ... Threw for 1,601 yards and 12 touchdowns as senior ... Led Countryside to 22 wins in two seasons, including berth in state championships as junior ... Team captain ... Was three-time district champion while playing under coaches Jared Davis at Countryside and John Brantley at Ocala Trinity Catholic ... Attended AI Golden Football Camp.



12 PRESTON DEWEY

QB • 6-2 • 208 • Fr.-HS
Austin, Texas (St. Andrews Episcopal)


High School: Four-star quarterback prospect and ranked eighth at position and No. 133 overall in ESPN Top 150 ... Three-star prospect by *Scout.com* and *Rivals.com* ... Threw for nearly 1,500 yards with 13 touchdowns as junior ... Lost bulk of senior year after suffering wrist injury ... Threw for 688 yards and nine touchdowns to only one interception in 2011 ... Invited and participated in final Elite 11 Camp, where noticed as top performer ... Under Armour All-American ... Team captain ... Father, Mike, played center at Texas A&M ... Coached by Heisman winner Ty Detmer ... Attended AI Golden Football Camp.



32 DANNY DILLARD

RB • 6-2 • 225 • Fr.-HS
Bradenton, Fla. (Venice)

High School: Three-star recruit according to *Rivals.com* and *Scout.com* ... No. 35 running back prospect according to *Rivals.com* and No. 62 according to *Scout.com* ... Finished junior season at Venice High School with 1,300 yards and 25 touchdowns.



4 PHILLIP DORSETT

WR • 5-9 • 187 • So.-1L
Ft. Lauderdale, Fla. (St. Thomas Aquinas)

2011 (True Freshman): Saw action in all 12 games, earning first career start against USF ... Finished season with 14 catches and 147 yards ... Recorded season-high 41 yards on two catches against Kansas State ... Threw for 16-yard touchdown on trick play against then-No. 21 Virginia Tech ... Scored first touchdown of career against Duke ... Reeled in season-high three catches against USF ... Earned letter.

High School: Three-star prospect by *Rivals.com* and ESPNU ... Ranked 45th at position by ESPNU ... Has been described as quick, explosive, smooth and agile ... Ran 4.4 40-yard dash at Under Armour combine ... Also has 36.5-inch vertical jump ... 35 receptions for 806 yards and 12 touchdowns as senior at St. Thomas Aquinas in undefeated season, winning Florida 5A football championship as well finishing first in Powerade Fab 50 ESPN Rise national poll ... Returned four kicks for touchdowns ... Had 30 catches for 594 yards and nine touchdowns as junior ... Coached by George Smith in high school ... Also considered scholarship offers from Florida, Ohio State, North Carolina and Georgia among others.

PLAYER PROFILES

DORSETT CAREER STATISTICS

RECEIVING

YEAR	G	REC	YDS	AVG	TD	LG
2011	12	14	147	10.5	1	31

KICK RETURNS

YEAR	G	RET	YDS	AVG	TD	LG
2011	12	4	82	20.5	0	22



35

NATE DORTCH

DB • 5-11 • 175 • Fr.-HS
Fort Myers, Fla. (South Fort Myers)

High School: Three-star recruit by *Rivals.com*, *Scout.com* and ESPN ... No. 35 cornerback prospect by ESPN and No. 83 by *Scout.com* ... Collected 32 tackles, six PBUs and one interception during senior season ... Played for Grant Redhead at South Fort Myers ... Chose Hurricanes over North Carolina.




48

CHRIS DUNCCEL

DL • 6-3 • 260 • RSr.-SQ
Bethesda, Md. (St. John's College HS)

2011 (Junior): Participated as member of scout team.
High School: Four-year letterman in swimming at St. John's College High School ... Swam 100-yard breaststroke ... Set school record in 100-yard breaststroke.



49

DYRON DYE

TE • 6-5 • 258 • RJr.-2L
Sanford, Fla. (Seminole)

2011 (Sophomore): Made position switch from defensive line to tight end for sophomore campaign ... Saw action in six games, earning two starts (Duke and Boston College) ... Earned letter.

2010 (Redshirt Freshman): Appeared in six games on defensive line ... Earned letter.

2009 (True Freshman): Sat out first season at Miami, redshirted to retain eligibility.

High School: Ranked No. 4 by *Rivals.com* in "Quickest First Step" category, and rated nation's No. 6 weakside defensive end prospect ... Ranked No. 145 in ESPN's top 150 prospects ... Very good pass rusher, who had 13.5 sacks, five forced fumbles and 65 tackles as junior and 65 tackles and three catches for 46 yards as senior ... Helped lead Seminole High School to 2008 FHSAA Class 6A state championship ... Played in Under Armour All-American game ... Class 6A All-State first team ... Coached by Mike Cullison.



70

JON FELICIANO

OL • 6-5 • 314 • RSo.-1L
Davie, Fla. (Western)

2011 (Redshirt Freshman): Saw action in 10 games and earned eight starts ... Suffered injury midseason but returned to start two of team's final three games ... Finished with overall grade of 84 percent ... Allowed zero sacks on season ... Earned letter.

2010 (True Freshman): Sat out first season at Miami and participated on practice squad, redshirted to retain eligibility.

High School: Three-star recruit and No. 19 offensive guard by *Scout.com* ... Rated three-star prospect by *Rivals.com* ... No. 56 prospect on Bill Buchalter's Florida Top 100 state list ... First-team All-Broward by *Sun Sentinel*.



57

NANTAMBU-AKIL FENTRESS

LB • 5-9 • 205 • So.-1L
Nashville, Tenn. (Ensworth)

2011 (True Freshman): Saw action in seven games as special teams ace for Hurricanes ... Registered six tackles on season ... Recorded season-high three tackles against Duke ... Earned letter.

High School: Played fullback, running back and linebacker at Ensworth High School ... Elected team captain as senior ... Two-time all-region honoree ... Averaged 5.9 yards per carry senior season ... Lettered in baseball and led team in stolen bases and batting average senior season ... Participated in East-West All-Star Game.

FENTRESS CAREER STATISTICS

DEFENSIVE

YEAR	G	UT	AT	TT	TFL-YDS	QBS-YDS	FF/FR	PBU	INT-YDS
2011	7	5	1	6	0.0-0	0.0-0	0/0	0	0-0

PLAYER PROFILES



20 THOMAS FINNIE

DB • 5-10 • 185 • So.-1L
Miami, Fla. (Central)

2011 (True Freshman): Saw action in 11 games ... Finished year with 14 tackles (10 solo, four assists) ... Had season-high three tackles twice, against Maryland and Duke ... Registered first career tackle for loss against North Carolina ... Earned letter.

High School: Enrolled at UM in January 2011 ... Three-star prospect and rated as nation's No. 39 cornerback ... As senior, led Miami Central to 6A championship ... Recorded 45 tackles and one interception ... Ran 4.4 40-yard dash while in high school ... Also track standout ... Finished second in state in 100-yard dash ... Originally committed to South Carolina.

FINNIE CAREER STATISTICS

DEFENSIVE

YEAR	G	UT	AT	TT	TFL-YDS	QBS-YDS	FF/FR	PBU	INT-YDS
2011	11	10	4	14	1.0-4	0.0-0	0/0	1	0-0



74 ERECK FLOWERS

OL • 6-6 • 314 • Fr.-HS
Miami, Fla. (Norland)

High School: Ranked four-star prospect at offensive tackle by both *Rivals.com* and *Scout.com* ... Ranked No. 200 regardless of position by *Rivals.com* ... Earned three-star ranking from ESPN ... Went to nearby Miami Norland High School ... Helped lead Vikings to undefeated 2011 season (15-0) and State Class 5A championship victory over Crawfordville Wakulla ... Played for coach Daryle Heidelberg.



55 FRANK GABRIEL

LS • 6-3 • 215 • Fr.-HS
Monmouth Beach, N.J. (Red Bank Catholic)

High School: Named first team all-state by *Asbury Park Press* ... Named first team for non-public school by *The Star-Ledger*.



76 TAYLOR GADBOIS

OL • 6-8 • 310 • Fr.-HS
Dallas, Ga. (East Paulding / Fork Union)

High School: Ranked three-star prospect by *Rivals.com* and *Scout.com* and two-star prospect by ESPN ... Ranked No. 53 offensive tackle in nation by *Scout.com* ... Shined at East Paulding High School ... Spent half-year at Fork Union Military Academy in Fork Union, Va. ... Played for coach John Reid at East Paulding.



59 JIMMY GAINES

LB • 6-3 • 232 • Jr.-2L
Getzville, N.Y. (Canisius)

2011 (Sophomore): Earned starting job in training camp and saw action in all 12 games ... Finished season with eight starts ... Recorded fifth-highest tackle total on team with 58 (24 solo, 34 assists) ... Also recorded three tackles-for-loss ... Registered career-high nine tackles against North Carolina ... Had eight tackles in back-to-back games against Bethune-Cookman and then-No. 21 Virginia Tech ... Tied for team lead with six tackles against then-No. 17 Ohio State ... Earned letter.

2010 (True Freshman): Played in five games for Hurricanes, assisting on tackle in Pittsburgh game ... Earned letter.

High School: NYSSA Second-Team All State, Class A ... Played linebacker, safety, tight end, tailback and receiver at Canisius during senior season ... Finished with 61 rushing yards and touchdown, 15 catches for 270 yards and two scores along with 154 tackles (108 solo), three sacks, one interception and fumble recovery.

GAINES CAREER STATISTICS

DEFENSIVE

YEAR	G	UT	AT	TT	TFL-YDS	QBS-YDS	FF/FR	PBU	INT-YDS
2010	5	0	1	1	0.0-0	0.0-0	0/0	0	0-0
2011	12	24	34	58	3.0-7	0.0-0	0/0	1	0-0
Career	17	24	35	59	3.0-7	0.0-0	0/0	1	0-0

PLAYERS

PLAYER PROFILES



18 MATT GOUDIS

K • 6-0 • 172 • RFr.-SQ
West Hills, Calif. (Chaminade-Madonna Prep)

2011 (True Freshman): Sat out first season at Miami, redshirted to retain eligibility.

High School: Three-star prospect according to ESPNU ... Ranked 13th-best kicker by *Rivals.com* and 18th by ESPNU ... Converted 12-of-16 field goals as senior with long of 55 yards, while adding 37 extra points to earn all-league honors ... Also averaged 40 yards per punt ... Made 40 field goals in high school and 80 percent of kickoffs were touchbacks ... Converted 12-of-14 fake punts during junior and senior years ... Also played defensive back at times ... Great athlete with a huge leg ... Gets great height on kicks ... Runs 4.8 40-yard dash ... Coached by Ed Croson ... Invited and attended prestigious Chris Sailer Kicking "TOP 12" camp.



51 SHAYON GREEN

DL • 6-3 • 260 • RJr.-1L
Tifton, Ga. (Tifton County)

2011 (Sophomore): Saw action in four games, battling injuries throughout year ... Finished season with seven tackles (four solo, three assists) ... Earned Scout Team Player of the Week honors heading into team's game against Kansas State ... Earned letter.


2010 (Redshirt Freshman): Played in first two games of season for Hurricanes ... Started at middle linebacker during spring practice.

2009 (True Freshman): Sat out first season at Miami with knee injury, redshirted to retain eligibility.

High School: Rated No. 65 weakside defensive end prospect in nation by *Rivals.com* ... Tallied 125 tackles, two sacks and five forced fumbles at linebacker as senior ... As junior, played defensive end and had 60 tackles, eight sacks and one interception ... All-Class All-State honorable mention ... Earned honorable mention Class 5A all-state by *Atlanta Journal-Constitution* ... As junior, had 58 tackles with 4.5 sacks, two caused fumbles, one interception and one blocked punt ... Rated No. 102 defensive end nationally by *ESPN.com* and No. 112 by *Scout.com* ... Coached by Jay Walls.

GREEN CAREER STATISTICS

DEFENSIVE									
YEAR	G	UT	AT	TT	TFL-YDS	QBS-YDS	FF/FR	PBU	INT-YDS
2010	2	1	0	1	0.0-0	0.0-0	0/0	0	0-0
2011	4	4	3	7	0.5-1	0.0-0	0/0	0	0-0
Career	6	5	3	8	0.5-1	0.0-0	0/0	0	0-0



92 JALEN GRIMBLE

DL • 6-2 • 292 • So.-1L
Las Vegas, Nev. (Bishop Gorman)

2011 (Freshman): Saw action in seven games on season ... Did not record any tackles ... Earned letter.

High School: Five-star prospect by *Scout.com* ... Four-star prospect according to *Rivals.com* and ESPNU ... Ranked 20th at position and first in Nevada by *Rivals.com* ... Big and quick strong side defensive end that originally committed to USC ... Had 71 tackles and seven sacks senior year as team captain ... Amassed 62 tackles and five sacks junior year ... Played for Tony Sanchez ... Also considered Arizona, UCLA, Stanford, LSU, Michigan, Florida State and Nebraska.



37 LADARIUS GUNTER

DB • 6-2 • 196 • RSo.-TR
Montgomery, Ala. (Fort Scott CC)

Junior College: Ranked three-star prospect at cornerback by *Rivals.com* and two-star prospect by *Scout.com* ... Begins career as junior after two seasons spent with Fort Scott Community College in Fort Scott, Kan. ... Originally hails from Montgomery, Ala., and played for Jefferson Davis High School ... Had 24 tackles through seven games with Fort Scott this past season, including three tackles-for-loss ... Also forced two fumbles and returned interception 100 yards for touchdown ... Played for coach Curtis Horton at Fort Scott.



33 MAURICE HAGENS

FB • 5-11 • 238 • Jr.-2L
Riverview, Fla. (Tampa Bay Tech)

2011 (Sophomore): Saw action in all 12 games, serving as team's primary fullback ... Earned four starts on year ... Recorded season-high 15 rushing yards in opener against Maryland ... Registered career-high 18-yard reception against USF ... Finished year with 57 receiving yards ... Earned letter.

2010 (True Freshman): Appeared in five games for Miami, including final four contests of year ... Earned letter.

High School: Three-star recruit and No. 4 fullback by *Scout.com* and No. 8 fullback by *Rivals.com* ... No. 47 prospect on Bill Buchalter's Florida Top 100 state list ... Helped Tampa Bay Tech to final record of 9-2 with 1,300 rushing yards and 18 touchdowns while averaging six yards per carry ... As junior, finished with 1,019 rushing yards and 13 touchdowns. ... Ran for 1,300 rushing yards and 10 touchdowns as sophomore.

PLAYER PROFILES

HAGENS CAREER STATISTICS

RUSHING

YEAR	G	ATT	YDS	AVG	TD	LG
2010	5	0	0	0.0	0	0
2011	12	7	21	3.0	0	5
Career	17	7	21	3.0	0	5

RECEIVING

YEAR	G	REC	YDS	AVG	TD	LG
2010	5	0	0	0.0	0	0
2011	12	6	57	9.5	0	18
Career	17	6	57	9.5	0	18

OTHER STATS: Kick Returns — 2011 (1 ret., 7 yds)



43

SEAN HARVEY

TE • 6-4 • 260 • RSo.-SQ
Largo, Fla. (Indian Rock Christian / UCF)

2011 (Sophomore): Participated as a member of scout team. **Prior to Miami:** Transferred to Miami from UCF. **High School:** Started both ways all four years at Indian Rock Christian High School in Largo, Fla. ... Led team in tackles with 83 senior year while earning all-county, all-district, and all-league accolades ... Led Golden Eagles to two consecutive playoff appearances as team captain ... Holds school record for bench press ... Lettered in track, weightlifting and basketball.



77

SEANTREL HENDERSON


OL • 6-8 • 340 • Jr.-2L
St. Paul, Minn. (Cretin-Derham Hall)

2011 (Sophomore): Played in eight games and earned two starts after recovering from offseason surgery ... Two starts came against USF and Duke ... Allowed zero sacks on season and registered only one penalty against ... Helped offense to No. 44 national ranking in average yards per carry (4.39) ... Earned letter.

2010 (True Freshman): Played in 12 games, starting nine ... Saw most of action at right tackle position ... Named to NWAA Freshman All-American Team ... Team averaged 494.9 yards per game while in starting lineup ... Named Newcomer of the Year at team's annual awards banquet ... Graded out at 100 percent in just his second collegiate game, against Pittsburgh ... Earned letter.

High School: Named 2009 *USA TODAY* High School Offensive Player of the Year, becoming first lineman to win award ... Ranked as No. 2 recruit in nation by *Rivals.com* and was five-star recruit ... Named Junior of the Year by *Rivals.com* in 2008 ... Did not allow sack in 250 pass attempts senior year ... First-team EA Sports All-American in 2009 ... One of two juniors to be named first-team *USA TODAY* All-American in 2008 and made team again in 2009 ... Recognized as Minnesota Player of the Year in 2009 ... Also, in 2009, led Cretin-Derham Hall to 5A state championship ... Rated No. 1 offensive lineman by *Rivals.com* ... Named 2009 *PARADE Magazine* Player of the Year ... Rated No. 1 player and five-star

recruit by *Scout.com* ... 2009 all-state player of the year ... Was first-team All-Metro as senior ... Also was participant on Cretin-Durham Hall basketball and track teams ... Won shot put, discus throw and 1,500 meters in 2004 Minnesota Junior Olympics.



30

A.J. HIGHSMITH

DB • 6-0 • 208 • RJr.-2L
Missouri City, Texas (Hightower)

2011 (Redshirt Sophomore): Made position switch from quarterback to defensive back for junior campaign and saw action in 11 games ... Finished season with 12 tackles (eight solo, four assists) ... Earned letter.

2010 (Sophomore): Played in two of first three games of season, completing 4-of-7 passes ... Sat out remainder of year with injury.

2009 (True Freshman): True freshman quarterback, who played in three games ... Completed 4-of-6 passes for 53 yards, including career-first touchdown to Kendal Thompkins from 15 yards out against Virginia ... Completed 3-of-3 passes for 38 yards against Florida A&M ... Earned letter.

High School: Rated No. 24-best quarterback by *ESPN.com*, No. 47-best quarterback by *Scout.com* and No. 87-best QB by *Rivals.com* ... Father, Alonzo Highsmith, played at Miami from 1983-86 and in NFL for seven years ... Full name is Alonzo Highsmith Jr. ... As senior at Hightower, threw for 2,192 yards with 28 passing touchdowns with just four interceptions and ran for 360 yards and seven more touchdowns ... Helped lead team to 13-1 record in 2008 and appearance in Class 5A Division I state championship game ... As junior, threw for 2,400 yards with 22 touchdowns and 11 interceptions and ran for five touchdowns ... Passed for 2,300 yards with 21 touchdowns and six interceptions as sophomore and added four rushing TDs ... Finished career with 6,673 passing yards and 70 touchdowns ... *Houston Chronicle* 2008 District MVP and second-team All-Texas as senior ... Named to *Houston Chronicle's* 2006 and 2007 all-district first team as sophomore and junior ... Named to 2008 All-Greater *Houston Chronicle* Team ... Class 5A All-State Honorable Mention ... Lettered four years in football and one year in track ... Coached by Shane Hallmark.

HIGHSMITH CAREER STATISTICS

DEFENSIVE

YEAR	G	UT	AT	TT	TFL-YDS	QBS-YDS	FF/FR	PBU	INT-YDS
2009	3	0	0	0	0.0-0	0.0-0	0/0	0	0-0
2010	2	0	0	0	0.0-0	0.0-0	0/0	0	0-0
2011	11	8	4	12	0.0-0	0.0-0	0/0	0	0-0
Career	16	8	4	12	0.0-0	0.0-0	0/0	0	0-0

OTHER STATS: Passing — 2009 (4-6, 53 yds, 1 TD, Long 29), 2010 (4-7, 18 yds, 1 INT); Rushing — 2009 (1 att., -2 yds), 2010 (2 att., -1 yds)

PLAYERS

PLAYER PROFILES



97 DWAYNE HOILETT

DL • 6-3 • 247 • Fr.-HS
Vero Beach, Fla. (Vero Beach Senior)

High School: Three-star recruit by *Rivals.com*, *Scout.com* and ESPN ... Was ranked No. 24 defensive end prospect and No. 58 overall prospect in Florida by *Rivals.com* ... No. 66 defensive end prospect according to ESPN, and No. 95 at position according to *Scout.com* ... Played junior season at Vero Beach Senior High behind three college-bound linemen, and still recorded totals of 34 tackles and three sacks in eight games ... Finished senior season with 52 tackles, 6.5 sacks and one fumble recovery ... Attended Al Golden Football Camp ... Coached by Lenny Jankowski.



11 LARRY HOPE

DB • 6-0 • 183 • Fr.-HS
Miami, Fla. (American Senior)

High School: Three-star recruit according to *Rivals.com*, ESPN and *Scout.com* ... Rated as No. 59 cornerback prospect according to ESPN and No. 92 according to *Scout.com* ... Attended Al Golden's Football Camp, receiving MVP Honors ... Played for Coach Joe Morgan at American Senior HS ... Chose UM over Wisconsin and Nebraska.



3 TRACY HOWARD

DB • 5-11 • 185 • Fr.-HS
Miramar, Fla. (Miramar)

High School: Rated five-star recruit by *Rivals.com* and *Scout.com* ... Rated as four-star recruit by ESPN ... No. 1 cornerback prospect, No. 3 overall prospect in Florida and No. 18 on ESPNU150 according to ESPN ... No. 1 cornerback prospect, No. 3 overall prospect in state of Florida and No. 13 overall prospect in nation by *Rivals.com* ... 2012 U.S. Army All-American Game selection ... Made more than 50 stops and had 10 interceptions as senior ... During junior season, amassed 45 tackles, four interceptions and forced fumble ... As sophomore at Miramar, registered 81 tackles and four interceptions ... Named to Super Southeast 120 by *Mobile (Ala.) Press-Register* ... One of Top 25 senior players in Broward County, Fla., according to *Miami Herald* ... Top player in Broward County according to *Sun-Sentinel* ... Named one of 50 best prospects in state of Florida by *Gainesville (Fla.) Sun* ... Team won state Class 6A championship sophomore season ... Coached by Damon Cogdale ... Chose UM over USC, Florida and Florida State.



26 DARRIS HUGHES

RB • 5-10 • 195 • So.-SQ
Clewiston, Fla. (Clewiston)

2011 (True Freshman): Did not see any game action.
High School: Named MVP of the Clewiston Tigers ... First team all-state and All-America honorable mention ... Tigers were district champs four consecutive seasons and state runner-up.



1 ALLEN HURNS

WR • 6-3 • 195 • Jr.-2L
Carol City, Fla. (Carol City)

2011 (Sophomore): Played in all 12 games on season, recording seven starts ... Finished third on team in catches (31) and yards (415) ... Had four catches for 69 yards in season opener against Maryland ... Scored first two touchdowns of career in six-catch, 54-yard performance against then-No. 17 Ohio State ... Finished season with four touchdowns ... Recorded season-long 41-yard catch against then-No. 21 Virginia Tech ... Led team with five catches against Florida State ... Earned letter.

2010 (True Freshman): Played in nine games first year at Miami ... Spent most of time on special teams, recording four tackles (three solo) ... Also played some snaps at wide receiver but did not record catch ... Earned letter.

High School: Enrolled in January 2010 ... Three-star recruit by *Rivals.com* ... Ranked as one of top 100 receivers by *Rivals.com* and *Scout.com* ... Finished junior year with 23 receptions for 450 yards and seven touchdowns ... As senior, had six catches for 110 yards before suffering season-ending injury.

HURNS CAREER STATISTICS

RECEIVING

YEAR	G	REC	YDS	AVG	TD	LG
2010	9	0	0	0.0	0	0
2011	12	31	415	13.4	4	41
Career	21	31	415	13.4	4	41

PLAYER PROFILES



37

ALEX IRASTORZA

WR • 6-3 • 190 • R Jr.-TR
Miami, Fla. (Columbus / Marist College)

2011 (Sophomore): Sat out season due to NCAA transfer rules.
Prior to Miami: Kicker and punter for Marist College in Pioneer League ... Coached by Jim Parady.
High School: Finished fifth in National Kicking Combine in California ... Had no missed PATs during high school career ... Didn't attempt any field goals ... Career-long punt of 63 yards ... 41-yard punt average ... District 6A champs ... Coached by Chris Merrit ... Lettered in hockey.



63

DANNY ISIDORA

OL • 6-4 • 312 • Fr.-HS
Weston, Fla. (Cypress Bay)

High School: Four-star recruit according to ESPN and three-star recruit according to *Rivals.com* and *Scout.com* ... No. 13 offensive guard prospect and No. 39 overall prospect in Florida according to ESPN ... No. 14 offensive guard prospect and No. 53 overall prospect in Florida according to *Rivals.com* as well as No. 51 offensive guard prospect on *Scout.com* ... Attended AI Golden Football Camp ... Played for coach Mark Guandolo at Cypress Bay ... Chose UM over Wisconsin and Florida State.



66

DEQUAN IVERY

DL • 6-1 • 303 • Fr.-HS
Lake City, Fla. (Florida Columbian)

High School: Rated three-star recruit by *Rivals.com*, ESPN and *Scout.com* ... No. 68 defensive tackle prospect according to *Scout.com* ... No. 92 defensive tackle prospect and No. 193 overall prospect in Florida ... As junior at Columbia High School North, registered 20 tackles with five sacks ... Coached by Brian Allen ... Chose UM over Louisville, Syracuse and Illinois.



5

MIKE JAMES

RB • 5-11 • 222 • Sr.-3L
Haines City, Fla. (Ridge Community)

2011 (Junior): Played in all 12 games, earning two starts ... Served as team's secondary back ... Finished second on team with 275 rush yards ... Eight total touchdowns (seven rushing,

one receiving) were good for second-best on team ... Had best performance against Duke, registering 102 all-purpose yards (59 rushing, 43 receiving) and two rushing touchdowns ... Season-long run of 32 yards also came against Blue Devils ... Ran for 65 yards on 10 carries against Virginia Tech ... Recorded 48 yards on 12 carries, including TD run, against Ohio State ... Earned letter.

2010 (Sophomore): Played in all 13 games, starting three ... Each start of year came at different position ... Started at fullback against Florida State ... Started at kick returner against USF ... Got nod as starting running back against Notre Dame in Sun Bowl ... Carried ball 70 times for 398 yards, third-most on team ... Ran for 84 yards on just eight carries against Duke ... Scored three rushing and one receiving touchdown ... Miami won every game when James scored a touchdown ... Had most catches of any Hurricane running back with 13 ... Averaged 4.3 yards per catch and 5.7 yards per carry ... Earned letter.

2009 (True Freshman): Played in all 13 games for Hurricanes, spending majority of season playing fullback ... Carried 15 times for 46 yards and one touchdown ... Averaged 3.1 yards per carry ... Also had 15 receptions for 105 yards ... Had career-high four rushes against Florida A&M and Virginia ... Carried four times for 18 yards in win over Virginia ... Had three receptions for 26 yards with season-long 17-yarder in win over Florida A&M ... Also returned kicks and had 17 returns for 363 yards including 40-yard return against Georgia Tech and 41-yard return against Florida A&M ... Had three returns for 75 yards at Wake Forest and four returns for 82 yards at North Carolina ... Earned letter.

High School: Enrolled at UM in January 2009 ... No. 18-best running back prospect by *Scout.com*, No. 21-best running back prospect by *Rivals.com* and No. 33 running back by *ESPN.com* ... Named *The Ledger's* all-county first-team running back ... Named to *Mobile Press-Register's* Super Southeast 120 ... FSWA All-State honorable mention ... Ran for 1,300 rushing yards and 15 touchdowns as senior while also returning punts and two kickoffs for touchdowns ... Rushed 198 times for 1,108 yards with 15 touchdowns as junior and had four receiving touchdowns ... Coached by Richard Tate.

JAMES CAREER STATISTICS

RUSHING

YEAR	G	ATT	YDS	AVG	TD	LG
2009	13	15	46	3.1	1	11
2010	13	70	398	5.7	3	32
2011	12	72	275	3.8	7	32
Career	38	157	729	4.6	11	32

RECEIVING

YEAR	G	REC	YDS	AVG	TD	LG
2009	13	15	105	7.0	0	17
2010	13	13	56	4.3	1	18
2011	12	9	80	8.9	1	36
Career	38	37	241	6.5	2	36

OTHER STATS: Kick Returns — 2009 (19 ret., 404 yds, 41 long); Defensive — 2009 (1 UT, 1 TT), 2010 (2 UT, 2 TT), 2011 (2 UT, 1 AT, 3 TT, 1 FF).

PLAYER PROFILES



29 RAYSHAWN JENKINS

DB • 6-1 • 203 • Fr.-HS
St. Petersburg, Fla. (Admiral Farragut)

High School: Three-star recruit by *Rivals.com*, *Scout.com* and ESPN ... Rated as No. 27 safety prospect by *Rivals.com* and No. 40 according to ESPN ... Played multiple positions at Admiral Farragut Academy in St. Petersburg, Fla., including quarterback, wide receiver, running back and defensive back ... Saw action in only seven games as senior, after being sidelined by injury ... As junior, threw for 824 yards on 48-of-72 passing with 10 touchdowns and one interception, while rushing 83 times for 647 yards and seven touchdowns and zero fumbles ... Also caught one pass for 23-yard score ... On defense had three interceptions, 15 tackles with one for loss, and eight passes defended and also had four sacks and one forced fumble ... Ran track for Admiral Farragut and was named Athlete of the Year after winning state Class A title in 110-meter hurdles and placing second in 300-meter hurdles ... Attended Al Golden Football Camp ... Football coach was Chris Miller ... Chose UM over Florida State and Alabama.



24 DAVON JOHNSON

RB • 6-0 • 184 • RSr.-3L
Miami, Fla. (Booker T. Washington)

2011 (Junior): Saw action in 10 games, mostly on special teams ... Returned two kickoffs, both against Virginia, for combined 45 yards ... Recorded three tackles on special teams ... Earned letter.

2010 (Redshirt Sophomore): Played in three games, starting one on special teams ... Earned letter.

2009 (Sophomore): Sat out season, redshirted to retain eligibility.

2008 (True Freshman): Played in 11 games and made career-first start at Virginia ... Caught five passes for 71 yards – including first collegiate touchdown – against Cavaliers ... Made first collegiate catch against North Carolina ... 17-yard TD reception in win at Duke ... Grabbed career-high two receptions for 35 yards with career-long 18-yard reception in overtime win at Virginia ... Also ran track for UM and participated in 100 meters, 200 meters and 4x400 meter relay team during outdoor season and 55 meters, 60 meters and 4x400 meter relay team during indoor season ... Earned letter in both football and track.

High School: Starred on school's Class 4A state championship team ... Played for No. 6-ranked high school team in country as chosen by *USA TODAY* ... As senior in 2007, caught 27 passes for 628 yards and seven touchdowns ... As junior in 2006, caught 20 passes for more than 700 yards and four touchdowns ... Also returned kickoff for touchdown ... Was All-Dade first-team selection in track ... Played in inaugural Under Armour All-Star game ... Coached by 2007 *USA TODAY* Coach of the Year Tim Harris ... Named *PrepStar* All-American ... Ranked No. 12 athlete, No. 20 player in Florida and No. 116 player overall by *Rivals.com* ... Ranked No. 49 player in Florida and No. 91 wide receiver by *Scout.com* ... Ranked No. 13 wide receiver and No. 67 player

regardless of position by ESPN ... Ranked No. 16 on *Miami Herald* South Florida Top 25.

JOHNSON CAREER STATISTICS

RUSHING

YEAR	G	ATT	YDS	AVG	TD	LG
2008	11	1	3	3.0	0	3
2010	3	0	0	0.0	0	0
2011	10	0	0	0.0	0	0
Career	24	1	3	3.0	0	3

RECEIVING

YEAR	G	REC	YDS	AVG	TD	LG
2008	11	5	71	14.2	0	18
2010	3	0	0	0.0	0	0
2011	10	0	0	0.0	0	0
Career	24	5	71	14.2	0	18

OTHER STATS: Kick Returns – 2011 (2 ret., 45 yds, 24 long); Defensive – 2008 (1 UT, 1 TT), 2010 (1 AT, 1 TT), 2011 (2 UT, 1 AT, 3 TT).



8 DUKE JOHNSON

RB • 5-9 • 188 • Fr.-HS
Miami, Fla. (Norland)

High School: Five-star recruit by *Rivals.com* and *Scout.com* ... Rated as No. 1 running back prospect and No. 30 overall prospect in nation while being compared to Tennessee Titans' Chris Johnson according to *Rivals.com* ... No. 5 running back prospect according to *Scout.com*, No. 10 running back prospect and No. 48 on ESPN150 list ... Played in 2012 Under Armour All-American game ... As sophomore at Miami Norland, ran for 1,540 yards and 25 touchdowns ... During senior year, compiled 1,957 rushing yards and 29 touchdowns, 14 receptions for 232 receiving yards and three touchdowns, three kickoff returns and one punt return for scores ... Led Miami Norland to 14-0 finish and state Class 5A championship ... Coached at Norland by Daryle Heidelberg.



44 EDDIE JOHNSON

LB • 6-1 • 238 • RFr.-SQ
Atlanta, Ga. (North Atlanta)

2011 (True Freshman): Sat out first season at Miami, redshirted to retain eligibility.

High School: Three-star prospect by ESPN and *Rivals.com* ... Strong, quick athlete who can stop inside run ... Runs 4.74 40-yard dash with 33.8 vertical jump ... Transferred to North Atlanta as senior to play for father ... Racked up 90 tackles on defense and four receiving touchdowns on offense ... Named Class AAA first-team all-state selection ... Voted to first-team all-state and all-city for North Atlanta HS ... Played both ways throughout high school career ... Recorded 560 rushing yards, 137 receiving yards and eight touchdowns on offense with 78 tackles, eight sacks and one interception on defense as junior at Selma (Ala.) HS.

PLAYER PROFILES



78 JERMAINE JOHNSON

OL • 6-6 • 318 • RJr.-2L
Ft. Lauderdale, Fla. (Hargrove Military)

2011 (Sophomore): Saw action against then-No. 17 Ohio State ... Participated as member of scout team ... Earned letter.

2010 (Redshirt Freshman): Played in 11 games, making five starts including Sun Bowl ... Recorded three pancakes and one lumberjack ... Graded out at 93 percent against Virginia ... Graded out at 92 percent against Maryland ... Earned letter.

2009 (True Freshman): Sat out first season at Miami and participated on practice squad, redshirted to retain eligibility.

High School: Rated No. 1 Prep School Offensive Lineman by *Rivals.com* in 2008 ... Played both offensive tackle positions in prep school at Hargrove in 2007 ... Only played football as senior in high school, spending first three years of high school as basketball standout, averaging 12 points and nine rebounds in career ... Earned third-team all-county and was McDonald's All-American nominee as basketball player ... Ranked 94th in Florida Top 100 by *Rivals.com* ... No. 52 offensive tackle prospect by *ESPN.com*.



55 BEN JONES

OL • 6-5 • 315 • RSr.-2L
Miami, Fla. (Northwestern)

2011 (Junior): Participated as member of scout team ... Did not see any game action.

2010 (Sophomore): Played in two games for Hurricanes ... Started at right tackle in season opener against Florida A&M ... Graded out at 100 percent against Georgia Tech ... Earned a letter.



15 D'MAURI JONES

WR • 6-4 • 190 • Fr.-HS
Leesburg, Fla. (Leesburg)

High School: Three-star recruit according to *Rivals.com* and *ESPN* ... No. 54 wide receiver prospect according to *ESPN* and No. 92 according to *Rivals.com* ... Helped lead team to state title as senior ... Had 41 catches and 10 touchdowns in 2011 ... Team captain in both junior and senior years ... Earned all-state honors ... As junior at Leesburg High School, caught 40 passes for 544 yards and 12 touchdowns ... Also played basketball for Leesburg, averaging 15 points per game ... Attended Al Golden Football Camp ... Coached by Randy Trivers ... Chose UM over Arkansas, West Virginia, Wake Forest and USF.



61 PAUL KELLY

LS • 6-1 • 262 • RSr.-TR
Davie, Fla. (Archbishop McCarthy / John Carroll)

Prior to Miami: Played defensive line at John Carroll University in University Heights, Ohio.

High School: Attended Archbishop McCarthy ... Earned second-team All-Broward honors for offensive line and third-team All-Broward for defensive line ... Was named team MVP junior and senior year ... Set school record for fumble recoveries ... Also wrestled and won two consistency awards ... Coached by Mike Spencer.



87 GARRETT KIDD

WR • 6-2 • 186 • RFr.-SQ
Midland, Mich. (Herbert Henry Dow)

2011 (True Freshman): Sat out first season at Miami and participated on practice squad, redshirted to retain eligibility ... Earned Scout Team Player of the Week honors two times, heading into games against Virginia and Florida State.

High School: Two-time second-team All-Saginaw Valley selection ... Led Dow High School to district championship ... Also lettered two years in lacrosse, taking home Most Valuable Player honors in 2010.



67 COREY KING

DL • 6-1 • 292 • RFr.-SQ
Boca Raton, Fla. (West Boca Raton)

2011 (True Freshman): Sat out first season at Miami, redshirted to retain eligibility

High School: Recorded 56 tackles, seven sacks, three forced fumbles and one interception during senior campaign ... Selected to national team at Outback Bowl, annual South Florida high school football all-star game ... Named All-Area for Palm Beach County ... Started varsity as sophomore and led West Boca Raton HS to record fourth-round playoff berth ... Played for coach Willie Dodaro at West Boca ... Also lettered in track ... Bench presses 400 pounds.


PLAYER PROFILES



56 RAPHAEL KIRBY

LB • 6-0 • 223 • Fr.-HS
Stone Mountain, Ga. (Stephenson)

High School: Four-star prospect at outside linebacker by all three major scouting entities: ESPN, *Rivals.com* and *Scout.com* ... Earned positional ranking of No. 4 and overall national ranking of No. 89 regardless of position by *Rivals.com* ... Has earned praise for hitting ability and strength ... Transferred from Parkview HS to Stephenson HS for senior season ... As sophomore at Parkview collected 93 tackles, two interceptions, three forced fumbles and two sacks ... Had 120 tackles, 21 tackles-for-loss and three sacks as junior at Parkview ... Finished senior campaign with 121 tackles, 18.5 sacks and 23 tackles-for-loss at Stephenson ... Was selected for 2012 U.S. Army All-American Bowl ... Named to 2011 Super Southeast 120 by *Mobile Press-Register* ... Was coached by Ron Gartrell at Stephenson High School ... Chose UM over Georgia, Florida, Stanford and USC.



68 JEREMY LEWIS

OL • 6-4 • 312 • RSr.-2L
West Palm Beach, Fla. (Palm Beach Lakes)

2011 (Junior): Lone appearance of year came against Duke ... Earned Scout Team Player of the Week honors heading into team's match-up against Virginia Tech ... Earned letter.

2010 (Sophomore): Played in one game, did not record tackle.

2009 (Redshirt Freshman): Played in seven games at defensive tackle ... Recorded three tackles (two vs. UNC, one at UCF) ... Had pass break-up in win over Virginia ... Earned letter.

2008 (True Freshman): Participated on scout team ... Saw limited action against Charleston Southern in season opener and recorded career-first tackle.

High School: As senior in 2007, made 10 tackles-for-loss and five sacks ... As junior in 2006, made 50 tackles and eight sacks with fumble return for touchdown and was named second-team All-Area by *Palm Beach Post* ... Coached by Dan Sanso ... Selected as *PrepStar* All-American ... Ranked No. 19 defensive tackle, No. 34 player in Florida and No. 231 player overall by *Rivals.com* ... Ranked No. 27 defensive tackle and No. 56 player in Florida by *Scout.com* ... Ranked No. 18 defensive tackle by ESPN ... Ranked 19th overall on South Florida Top 25 by *Miami Herald*.



9 MALCOLM LEWIS

WR • 6-0 • 192 • Fr.-HS
Miramar, Fla. (Miramar)

High School: Four-star recruit according to *Rivals.com* and ESPN ... No.18 wide receiver prospect and No. 29 overall recruit in Florida according to ESPN ... Rated as No. 29 wide receiver prospect and No. 32 overall recruit in Florida by *Rivals.com* while being compared to Arizona Cardinals' Steve Breaston ... Captained team as senior ... Had 48 catches for 716 yards and seven touchdowns in 2011 ... Collected 1,010 all-purpose yards ... Named first-team All-Broward ... As junior at Miramar HS, caught 32 passes for 572 yards and five touchdowns ... Coached by Damon Cogdale ... Chose UM over Florida State.



65 BRANDON LINDER


OL • 6-6 • 312 • Jr.-2L
Southwest Ranches, Fla. (St. Thomas Aquinas)

2011 (Sophomore): Played and started in all 12 games ... Finished with overall grade of 90 percent, tied for team-high ... Allowed only 1.5 sacks over course of season ... Made only seven mental errors ... Earned letter.

2010 (True Freshman): Played in 12 games, starting five, all as extra lineman in jumbo pack ... Graded out at 97 percent against Georgia Tech, and was named ACC Offensive Lineman of the Week ... Against GT, took snaps at center, guard, tackle, and tight end ... Helped offense run for season-high 277 yards, and season-high 507 total yards ... Graded out at 93 percent in season opener ... Graded out at above 90 percent for last seven games of regular season ... Earned letter.

High School: U.S. Army All-American ... Ranked No. 145 in ESPN Top 150 ... Named first-team All-Broward by *Sun-Sentinel* and *Miami Herald* ... Helped St. Thomas Aquinas to 28-1 record last two seasons and Class 5A state title in 2008 and No. 1 national ranking in 2009 while offense averaged 321 yards per game ... Rated No. 47 prospect in *Mobile Press-Register* Southeast 120 and No.167 player in *Sports Illustrated/Tackle* Top 200 ... No. 3 prospect on Bill Buchalter's Florida Top 100 state list.

PLAYER PROFILES



6 ROBERT LOCKHART JR.

WR • 6-1 • 188 • Fr.-HS
Delray Beach, Fla. (Fork Union)

High School: Four-star recruit by *Rivals.com* and ESPN ... Attended West Boca Raton HS before spending year at Fork Union (Va.) Military Academy ... As senior had 34 catches for 686 yards and six touchdowns ... Also collected 49 tackles as defensive back ... Was coached by Willie Dodaro at West Boca Raton ... Chose UM over Virginia Tech.



69 EDUARDO LOPEZ

OL • 6-0 • 275 • RJr.-SQ
Miami, Fla. (Southwest)

2011 (Sophomore): Participated as member of scout team ... Earned Scout Team Player of the Week recognition heading into team's game against then-No. 17 Ohio State.

2010 (Redshirt Freshman): Participated as member of scout team.

2009 (True Freshman): Participated as member of scout team.

High School: Anchored line at center senior year, helping lead team to a 6-4 record ... Graduated in top 10 percent of class ... Coached by Patrick Burrows.



17 TYRIQ McCORD

DL • 6-3 • 236 • Fr.-HS
Tampa, Fla. (Jefferson)

High School: Four-star recruit according to *Rivals.com*, ESPN and *Scout.com* ... No. 9 defensive end prospect, No. 17 overall prospect in Florida and No. 92 overall national prospect according to *Rivals.com* ... Rated as No. 13 defensive end prospect, No. 20 overall prospect in Florida and ranked No. 99 on the ESPNU150 according to ESPN ... Played in U.S. Army All-America game ... As junior at Jefferson, collected 82 tackles, 18 sacks and three forced fumbles ... Also played tight end for Jefferson, finishing with 103 receiving yards and two scores ... Was coached by Jeremy Earle ... Chose UM over USC, Georgia, Florida and South Carolina.




62 SHANE McDERMOTT

OL • 6-4 • 296 • RSo.-1L
Lake Worth, Fla. (Palm Beach Central)

2011 (Redshirt Freshman): Saw action in 10 games ... Allowed no sacks and registered zero penalties against for season ... Earned letter.

2010 (True Freshman): Sat out first season at Miami and participated on practice squad, redshirted to retain eligibility.

High School: Palm Beach County first-team all-conference as center ... First-team all-area by *Palm Beach Post* ... First-Team All-Broward by *Sun-Sentinel* ... Three-star athlete was 20th-rated center by *Rivals.com* ... Under Armour All-American Game ... No. 44-ranked player in *Sun-Sentinel's* Florida Top 100 ... Recorded 50 pancake blocks and earned 93 percent grade as senior ... No. 44 prospect on Bill Buchalter's Florida Top 100 state list.



21 BRANDON McGEE

DB • 6-0 • 197 • Sr.-3L
Plantation, Fla. (Plantation)

2011 (Junior): Played and started in all 12 games ... Finished eighth on team with 38 tackles (25 solo, 13 assists) ... Recorded career-first interception against USF ... Registered season-high eight tackles in season opener against Maryland ... Had six tackles and one sack against UNC ... Earned letter.

2010 (Sophomore): Played in 10 games, starting season opener against Florida A&M ... Recorded 15 tackles with two PBUs ... Best game vs. Pittsburgh, recording five stops ... Earned letter.

2009 (True Freshman): One of three true freshmen (along with FB Mike James and DE Olivier Vernon) to play in double-digit games for Hurricanes ... Played in 10 games on special teams and as reserve defensive back ... Recorded tackle against Georgia Tech and at North Carolina ... Earned letter.

High School: One of top cornerback prospects in country who has great speed ... Rated No. 10 best cornerback by *Rivals.com* and No. 92 prospect in nation, regardless of position, by *Rivals.com* ... No. 63 among the ESPNU Top 150 ... Finished senior year with 31 tackles, two interceptions, one sack and forced fumble ... Also had 300 receiving yards ... As junior, played quarterback in seven games and threw for 1,100 passing yards with 13 touchdowns while also rushing for 450 yards ... Played in U.S. Army All-American Bowl ... Named first-team All-Broward County by *Miami Herald*.

McGEE CAREER STATISTICS

DEFENSIVE									
YEAR	G	UT	AT	TT	TFL-YDS	QBS-YDS	FF/FR	PBU	INT-YDS
2009	10	0	2	2	0.0-0	0.0-0	0/0	0	0-0
2010	10	8	7	15	0.0-0	0.0-0	0/0	2	0-0
2011	12	25	13	38	2.5-11	1.0-8	0/0	3	1-15
Career	32	33	22	55	2.5-11	1.0-8	0/0	5	1-15

OTHER STATS: Kick Returns — 2011 (1 ret., 27 yds)

PLAYER PROFILES



72 EARL MOORE

DL • 6-1 • 300 • Fr.-HS
Tampa, Fla. (Hillsborough)

High School: Three-star recruit according to *Rivals.com* and *Scout.com* ... No. 41 defensive end prospect according to *Rivals.com* and No. 54 defensive end prospect by *Scout.com* ... Finished junior season at Hillsborough with 75 tackles and seven sacks ... Attended Al Golden Football Camp ... Coached by Earl Garcia.



17 STEPHEN MORRIS

QB • 6-2 • 214 • Jr.-2L
Miami, Fla. (Monsignor Pace)

2011 (Sophomore): Saw action in five games, with one start ... Finished season 26-for-37 with 283 yards and two interceptions ... Threw for season-high 195 yards in start against Maryland ... Threw for 34 yards against Bethune-Cookman ... Passed for 36 yards against Virginia ... Did not participate in spring drills after undergoing off-season back surgery ... Earned letter.

2010 (True Freshman): Played in six games, starting four ... Started final four regular-season games ... Threw for 1,240 yards on 82-of-153 passing ... Had team-high 125.01 quarterback efficiency rating ... 206.7 yards per game average was highest on team ... Named ACC Rookie of the Week after orchestrating comeback win over Maryland ... Threw for team season-high 286 yards against Terrapins, completing touchdown pass with 37 seconds remaining to seal Miami victory ... Threw for 162 yards in second half against Virginia and was responsible for team's three touchdowns in second stanza and almost leading dramatic comeback ... Earned letter.

High School: Three-star athlete was 26th-rated dual-threat QB nationally by *Rivals.com* ... Completed 96 of 179 pass attempts for 1,531 yards, 22 touchdowns and only six interceptions and also ran for 125 yards and one touchdown as senior ... Finished junior year completing 64 percent of passes with 2,005 passing yards, 19 touchdowns and nine interceptions ... In career, had 98 carries for 162 yards and four touchdowns and completed 240-of-404 passes for 3,536 yards ... Named second-team All-Miami-Dade by *Miami Herald* as junior.

MORRIS CAREER STATISTICS

PASSING

YEAR	G	CMP	ATT	INT	YDS	TD	LG	PCT	EFFIC
2010	6	82	153	9	1,240	7	79	53.6	125.0
2011	5	26	37	2	283	0	37	70.3	123.7
Career	11	108	190	11	1,523	7	79	56.8	124.8

RUSHING

YEAR	G	ATT	YDS	AVG	TD	LG
2010	6	25	74	3.0	1	16
2011	5	11	-2	-0.2	1	13
Career	11	36	72	2.0	2	16



28 SHAWN O'DARE

WR • 5-10 • 189 • RJr.-SQ
Vero Beach, Fla. (Vero Beach / Jacksonville)

2011 (Sophomore): Participated as member of scout team ... Did not see any game action.

Prior to Miami: Played quarterback at Jacksonville University ... Coached by Kerwin Bell.

High School: Played basketball and football at Vero Beach High School ... Played football for Gary Coggin ... Passed for 1,303 yards and 15 touchdowns in 24 games started as quarterback ... District champions in 2007 and 2008 as team captain.



95 JAKE O'DONNELL

DL • 6-6 • 243 • Fr.-HS
Doylestown, Pa. (Central Bucks East)

High School: Three-star recruit by *Rivals.com*, *Scout.com* and ESPN ... No. 50 defensive end prospect according to *Scout.com* ... Rated as No. 91 defensive end prospect and No. 31 overall prospect in Pennsylvania by ESPN ... No. 25 overall prospect in Pennsylvania by *Rivals.com* ... As junior at Central Bucks East in Doylestown, Pa., registered 43 tackles, four sacks, one fumble forced, one fumble recovery and four pass knockdowns ... Played both ways in high school, as tight end on offensive side ... Also played ice hockey at Central Bucks East ... Coached by John Donnelly ... Attended Al Golden Football Camp ... Chose Miami over Syracuse, Virginia, Maryland and Boston College.



36 GIANNI PAUL

LB • 6-0 • 230 • So.-1L
Lakeland, Fla. (Kathleen)

2011 (True Freshman): Saw action in seven games ... Finished year with four tackles ... Recorded season-high two tackles against Duke ... Earned letter.

High School: Three-star prospect according to ESPN and *Rivals.com* ... Rated as 33rd- and 22nd-best outside linebacker on *Rivals.com* and ESPN, respectively ... Played for coach Irving Strickland ... Racked up 155 tackles, two interceptions and four forced fumbles as senior ... Great size and athleticism ... Described as tough, relentless player with great work ethic and attitude ... Runs 4.48 40-yard dash ... Legendary Canes linebacker Ray Lewis also went to Kathleen High School ... Originally committed to Arizona State ... Also considered Auburn, Florida State and LSU.

PLAYER PROFILES

PAUL CAREER STATISTICS

DEFENSIVE

YEAR	G	UT	AT	TT	TFL-YDS	OBS-YDS	FF/FR	PBU	INT-YDS
2011	7	1	3	4	0.0-0	0.0-0	0/0	0	0-0




46

RICKY PEREZ

K • 5-8 • 182 • Fr.-HS
Miami, Fla. (Dr. Krop)

High School: Named special teams captain, as well as special teams player of the year ... Named second team all-state by *Sun-Sentinel* and *Miami Herald* ... Holds school record for most touch backs.



85


DAVID PERRY

TE • 6-7 • 265 • RSo.-1L
Pembroke Pines, Fla. (University School)

2011 (Redshirt Freshman): Saw action in five games, mainly on special teams.

2010 (True Freshman): Sat out first season at Miami and participated on practice squad, redshirted to retain eligibility.

High School: Three-star recruit and No. 39 defensive end by *Scout.com* ... Ranked No. 115 on ESPN Top 150 ... No. 94 prospect on Bill Buchalter's Florida Top 100 State List ... Named first-team All-Broward by *Sun-Sentinel* and *Miami Herald*... Played defensive end and tight end and recorded 12 sacks as senior.



52

DENZEL PERRYMAN

LB • 6-0 • 230 • So.-1L
Coral Gables, Fla. (Coral Gables)

2011 (True Freshman): Saw action in all 12 games, earning five starts ... Finished first among ACC freshmen and second overall on team with 69 tackles (47 solo, 22 assists) ... Tied for third-highest tackle-for-loss total on team with 6.5 ... Recorded seven tackles and three tackles-for-loss (including career-first sack) against then-No. 20 Georgia Tech ... Registered seven tackles in four games, against Bethune-Cookman, Georgia Tech, Virginia and Duke ... Tied for team-lead and recorded career-high with 14 tackles against Boston College ... Earned letter.

High School: Rated as three-star prospect according to ESPN and *Rivals.com* ... Ranked 25th and 28th at position by *Rivals.com* and ESPN, respectively ... Described as punishing tackler ... Recorded 137 tackles, seven for losses, four sacks and one interception return for touchdown as senior ... Area Defensive Player of the Year as junior, registering 126 solo tackles ... Racked

up 105 tackles, four sacks and two interceptions as sophomore ... Also considered Florida State, LSU, Notre Dame and Florida.

PERRYMAN CAREER STATISTICS

DEFENSIVE

YEAR	G	UT	AT	TT	TFL-YDS	OBS-YDS	FF/FR	PBU	INT-YDS
2011	12	47	22	69	6.5-13	1.0-0	2/0	0	0-0



91

OLSEN PIERRE

DL • 6-4 • 296 • So.-1L
Rahway, N.J. (Fork Union Military Academy)

2011 (True Freshman): Saw action in seven games ... Finished season with four tackles ... Recorded season-high two tackles against then-No. 20 Georgia Tech ... Earned letter.

High School: All-state selection as senior registering 86 tackles, 22 tackles-for-loss and eight sacks ... Spent one year at Fork Union, recording 12 sacks under coach John Shuman ... School also produced former Canes Vinny Testaverde, James Jackson and Stephen McGuire ... Three-star prospect by *Rivals.com* and ESPN ... Has good motor, also described as versatile, stout with productive presence in trenches ... Recruited by several SEC schools out of FUMA.



96

CURTIS PORTER

DL • 6-1 • 308 • RJr.-2L
Charlotte, N.C. (Victory Christian)

2011 (Redshirt Sophomore): Hampered by injury suffered during training camp, but made appearances in final two games of season ... Finished with 10 total tackles, including one tackle-for-loss ... Had season-high seven tackles in season finale against Boston College ... Earned letter.

2010 (Sophomore): Started against Ohio State, but did not play for remainder of season due to injury.

2009 (True Freshman): Played in eight of UM's final nine games at defensive tackle position ... Recorded tackle against Wake Forest, Virginia, North Carolina and USF ... Also had tackle-for-loss against Tar Heels ... Earned letter.

High School: Finished senior season with 50 tackles and 10 sacks ... Rated 54th-best defensive tackle by *Rivals.com*, 19th-best defensive tackle by ESPN and 61st-best tackle by *Scout.com* ... Coached by Frank Crockett ... Played offensive line before moving to defensive tackle as senior.

PORTER CAREER STATISTICS

DEFENSIVE

YEAR	G	UT	AT	TT	TFL-YDS	OBS-YDS	FF/FR	PBU	INT-YDS
2009	8	2	2	4	1.0-4	0.0-0	0/0	0	0-0
2010	1	0	1	1	0.0-0	0.0-0	0/0	0	0-0
2011	2	5	5	10	1.0-3	0.0-0	0/0	0	0-0
Career	11	7	8	15	2.0-7	0.0-0	0/0	0	0-0

PLAYER PROFILES




93 LUTHER ROBINSON

DL • 6-3 • 290 • R Jr.-1L
Fort Pierce, Fla. (Westwood)

2011 (Sophomore): Missed season with lower extremity injury.
2010 (Redshirt Freshman): Played in 10 games, making starts against North Carolina and Maryland ... Recorded three tackles and one tackle-for-loss ... Earned letter.
2009 (True Freshman): Sat out first season at Miami and participated on practice squad, redshirted to retain eligibility.
High School: Recorded 90 tackles (65 solo, 25 assisted), 14 sacks, one interception, 10 forced fumbles and three fumble recoveries as senior at Westwood and also started along offensive line ... Named all-area first team defense as senior... Named to *Mobile Press-Register's* Super Southeast 120 ... Ranked by *Rivals.com* as 18th-best DT and 37th-best player in Florida for class of 2009 ... Rated by *Scout.com* as 39th-best defensive tackle for class of 2009 ... Earned Defensive Line MVP honors in 2008 Nike Camp in Gainesville ... Class 4A All-State first team ... Coached by Waides Ashmon.

ROBINSON CAREER STATISTICS

DEFENSIVE										
YEAR	G	UT	AT	TT	TFL-YDS	QBS-YDS	FF/FR	PBU	INT-YDS	
2010	10	2	1	3	1.0-1	0.0-0	0/0	0	0-0	



22 KACY RODGERS II

DB • 6-2 • 212 • Jr.-2L
Southlake, Texas (Southlake Carroll)

2011 (Sophomore): Saw action in 10 games, mostly on special teams ... Finished season with three tackles ... Earned letter.
2010 (True Freshman): Played in three games, recording three tackles ... Had two tackles against Pittsburgh.
High School: Four-star recruit and No. 14 cornerback nationally by *Scout.com* ... Rated No. 37 cornerback prospect in nation by *Rivals.com* ... Registered 29 tackles, 10 pass breakups and three interceptions as junior.

RODGERS II CAREER STATISTICS

DEFENSIVE										
YEAR	G	UT	AT	TT	TFL-YDS	QBS-YDS	FF/FR	PBU	INT-YDS	
2010	3	1	2	3	0.0-0	0.0-0	0/0	0	0-0	
2011	10	2	1	3	1.0-1	0.0-0	0/0	0	0-0	
Career	13	3	3	6	1.0-1	0.0-0	0/0	0	0-0	



80 RASHAWN SCOTT

WR • 6-2 • 202 • So.-1L
Melbourne, Fla. (Melbourne Central)

2011 (True Freshman): Saw action in six games before suffering season-ending injury ... Recorded lone catch of season against Kansas State ... Earned letter.
High School: Three-star prospect according to ESPNU and *Rivals.com* ... Posted 845 receiving yards, rushed for 945 yards, and threw for 565 yards accounting for 31 total touchdowns as senior ... Had three interceptions and returned two fumbles for touchdowns as safety ... Caught 45 balls for 901 yards and 12 scores as junior ... Runs 4.5 40-yard dash ... Very athletic with good blend of size, speed and strength ... Coached by Mike Riazzi ... Also played basketball and ran track ... Chose Miami over West Virginia, Michigan State and USF among other schools with more than 20 scholarship offers.

SCOTT CAREER STATISTICS

RECEIVING						
YEAR	G	REC	YDS	AVG	TD	LG
2011	6	1	2	2.0	0	2



98 DARIUS SMITH

DL • 6-2 • 313 • RSr.-1L
New Britain, Conn. (New Britain)

2011 (Junior): Played in all 12 games on season, earning seven starts ... Finished with 21 tackles (14 solo, 7 assists) ... Registered three tackles-for-loss ... Recorded first career sack against then-No. 17 Ohio State ... Made season-high four tackles against then-No. 20 Georgia Tech ... Earned letter.

SMITH CAREER STATISTICS

DEFENSIVE										
YEAR	G	UT	AT	TT	TFL-YDS	QBS-YDS	FF/FR	PBU	INT-YDS	
2011	12	14	7	21	3.0-12	1.0-3	0/0	1	0-0	

PLAYER PROFILES



28 ANDREW SWASEY

DB • 5-10 • 198 • RSr.-1L
Miami, Fla. (Carol City / Coffeyville CC)

2011 (Junior): Saw action in all 12 games, mostly on special teams ... Finished season with 11 tackles (six solo, five assists) ... Recorded PBU against Bethune-Cookman ... Named Scout Team Player of the Week heading into team's game against Duke ... Earned letter.

Junior College: Played safety at Coffeyville (Kan.) Junior College from 2008-2010 ... Was team captain in 2010 ... Won Red Hat Award for best redshirt player at Coffeyville ... Part of team that won Rochester Bowl in Minnesota ... Finished junior college career with 76 tackles, including 29 solo stops and 47 assists ... Also had one career sack, four tackles-for-loss and three interceptions.

High School: Played cornerback at Miami Carol City ... Coached by Walt Frazier.

SWASEY CAREER STATISTICS

DEFENSIVE									
YEAR	G	UT	AT	TT	TFL-YDS	QBS-YDS	FF/FR	PBU	INT-YDS
2011	12	6	5	11	0.0-0	0.0-0	0/0	1	0-0



7 VAUGHN TELEMAQUE

DB • 6-2 • 202 • RSr.-3L
Long Beach, Calif. (Long Beach Poly)

2011 (Junior): Started all 12 games at safety ... Finished fourth on team in tackles with 59 (36 solo, 23 assists) ... Recorded lone interception of year in season opener against Maryland ... Also registered season-high eight tackles against Terrapins ... Led team with seven tackles against Florida State ... Recorded seven tackles against Boston College ... Earned letter.

2010 (Sophomore): One of seven Canes to start all 13 games on the year... Fourth on team with 58 tackles ... Tied for team lead in interceptions with three ... Had two interceptions against Duke ... Led team with three fumble recoveries ... Recovered fumble against Clemson, UNC and Duke ... Recorded season-high seven tackles against both Florida State and Virginia ... Earned letter.

2009 (Redshirt Freshman): Ranked fifth on UM defense with 48 total tackles ... Recorded career-highs for total tackles (9) and solo stops (6) in win over then-No. 8 Oklahoma ... Matched career-high in total tackles (9) and set career high in assisted tackles (5) against Wisconsin in Champs Sports Bowl ... Ranked third on team with four PBUs (all coming in second half of season) ... Recovered fumble at Wake Forest ... Had two TFLs ... Tallied six tackles (five solo) in home win over Duke ... Earned letter.

2008 (True Freshman): Played in first three games of season against Charleston Southern, Florida and Texas A&M, before missing remainder of season with injury ... Tallied two tackles against Charleston Southern ... Participated on scout team rest of season ... Awarded medical hardship.

High School: As senior in 2007, made 89 tackles and nine interceptions, two sacks, forced four fumbles and returned fumble for touchdown ... In team's Division I championship victory, had 11 tackles and three interceptions ... As junior in 2006, made 52 tackles and two interceptions ... Coached by Jerry Jaso ... *PrepStar* All-American was ranked as No. 12 safety and No. 171 player nationally by *Rivals.com* ... Rated No. 6 safety, No. 12 player in California and No. 100 player nationally by *Scout.com* ... Selected as No. 17 safety by ESPN ... Selected second-team EA Sports All-American.

TELEMAQUE CAREER STATISTICS

DEFENSIVE									
YEAR	G	UT	AT	TT	TFL-YDS	QBS-YDS	FF/FR	PBU	INT-YDS
2008	3	1	1	2	0.0-0	0.0-0	0/0	0	0-0
2009	12	29	19	48	2.0-5	0.0-0	0/1	4	0-0
2010	13	32	26	58	1.0-1	0.0-0	1/3	7	3-0
2011	12	36	23	59	0.5-1	0.0-0	0/1	2	1-0
Career	40	98	69	167	3.5-7	0.0-0	1/5	13	4-0



58 GABRIEL TERRY

LB • 6-3 • 215 • Fr.-HS
Wellington, Fla. (Palm Beach Central)

High School: Three-star recruit by *Rivals.com* and ESPN ... No. 56 outside linebacker prospect and No. 81 overall prospect in Florida according to ESPN ... One of best wrestlers in nation ... Was 2011 state runner-up in wrestling in Nebraska where he lived before moving back home to Florida ... Was named Most Valuable Player of Nike South Florida All-Star game ... Played for coach Rod Harris at Palm Beach Central.



83 KENDAL THOMPKINS

WR • 5-10 • 184 • RSr.-3L
Miami, Fla. (Northwestern)

2011 (Junior): Saw action in all 12 games, mainly on special teams ... Finished season with three catches for 21 yards ... Recorded season-high 14-yard reception against Duke ... Registered nine tackles on special teams ... Earned letter.

2010 (Sophomore): Played in 11 games, starting four ... Had one catch for five yards against Pittsburgh ... Earned letter.

2009 (Redshirt Freshman): Played in 10 games mostly on special teams, but caught two passes for 33 yards and TD ... Scored career-first touchdown on 15-yard grab against Virginia ... Had 18-yard reception against Florida A&M ... Also had tackle on special teams ... Earned letter.

2008 (True Freshman): Played in first two games of season against Charleston Southern and Florida ... Caught two passes for four yards, but missed remaining of season with injury ... Awarded medical hardship.

High School: As senior in 2007, made 46 receptions for 839 yards and team-best 14 touchdowns while playing for 2007 consensus national championship team as chosen by *USA TODAY*

PLAYER PROFILES

and *Sports Illustrated* ... Also a fine punt returner ... Selected to inaugural Under Armour All-Star game ... Coached by Billy Rolle ... Ranked as No. 76 wide receiver and No. 83 player in Florida by *Rivals.com* ... Rated No. 209 player in nation by *Scout.com* ... Ranked as No. 89 wide receiver by ESPN ... Selected to *PrepStar* All-Southeast Region team.

THOMPKINS CAREER STATISTICS

RECEIVING

YEAR	G	REC	YDS	AVG	TD	LG
2008	2	2	4	2.0	0	6
2009	10	2	33	16.5	1	18
2010	11	1	5	5.0	0	5
2011	12	3	21	7.0	1	14
Career	35	8	63	7.9	1	18

OTHER STATS: Defensive — 2009 (1 AT, 1 TT), 2011 (8 UT, 1 AT, 9 TT).



19 DAVID THOMPSON

QB • 6-2 • 207 • Fr.-HS
Miami, Fla. (Westminster Christian)

High School: three-star recruit by *Rivals.com* ... No. 95 QB prospect according to *Scout.com* ... Ranked as No. 112 quarterback prospect by ESPN ... As senior, threw for 2,055 yards and 20 touchdowns and picked up 382 yards on ground and 11 rushing touchdowns ... Led team to 7-3 record ... Named to Semper Fidelis All-American Bowl ... Captained team as senior ... Also elite baseball player ... Owns Florida home run record with 55 during career ... Attended Al Golden Football Camp ... As junior at Westminster Christian School in Miami, Fla., threw for 2,583 yards and 22 touchdowns ... Ended high school career with third-highest total yards from scrimmage in Miami-Dade County history ... Coached by Sedric Irvin.



38 JORDAN TOLSON

DB • 6-1 • 192 • RSo.-SQ
Inglewood, Calif. (Harvard-Westlake)

2011 (Redshirt Freshman): Participated as member of scout team.

2010 (True Freshman): Did not see any action, redshirted to retain eligibility.

High School: Played three years as starting strong safety at Harvard-Westlake High School ... Selected to 2009 All-CIF Northwest Division team ... Earned All-Del Rey league honors in 2008 and 2009 ... Recorded 119 tackles, three sacks, two interceptions, six caused fumbles, five fumbles recovered and one touchdown as senior ... During junior campaign had 110 tackles, one interception, three caused fumbles, one fumble recovery and touchdown ... Coached by Vic Eumont ... Lettered in track in 2009 as sprinter.



46 CLIVE WALFORD

TE • 6-4 • 248 • RSo.-1L
Belle Glade, Fla. (Glades Central)

2011 (Redshirt Freshman): Played in all 12 games and earned eight starts, emerging as team's primary target at tight end ... Registered at least one catch in 10 of team's 12 games ... Finished fourth on team in catches (18) and yards (172) ... Led Hurricanes with four catches and career-best 66 yards against then-No. 21 Virginia Tech ... Also recorded career-long 25-yard reception against Hokies ... Scored career-first touchdown against Florida State ... Earned letter.

2010 (True Freshman): Sat out first season at Miami, redshirted to retain eligibility.

High School: Three-star recruit by *Rivals.com* ... Had over 400 receiving yards and six touchdown catches as senior ... Earned All-Palm Beach County honors.

WALFORD CAREER STATISTICS

RECEIVING

YEAR	G	REC	YDS	AVG	TD	LG
2011	12	18	172	9.6	1	25




86 HERB WATERS

WR • 6-2 • 185 • Fr.-HS
Homestead, Fla. (Homestead)

High School: Three-star recruit according to *Rivals.com*, ESPN and *Scout.com* ... No. 51 wide receiver prospect and No. 50 overall prospect in Florida by *Rivals.com* ... No. 73 wide receiver prospect according to ESPN and No. 80 wide receiver prospect according to *Scout.com* ... As senior, had 23 catches for 385 yards and 10 touchdowns, including five punt returns for score ... As defensive back, had two interceptions ... Was team captain both junior and senior years ... As junior at Homestead High School, had 30 carries for 245 yards and six touchdowns ... Also caught five passes for 38 yards ... Attended Miami Nike Football Training Camp, earning MVP honors ... Attended Al Golden Football Camp ... Played for coach Bobby McCray at Homestead.

PLAYER PROFILES



64 HUNTER WELLS

OL • 6-4 • 300 • RFr.-SQ
Canton, Ill. (Canton)

2011 (True Freshman): Did not see any action, redshirted to retain eligibility.

High School: Two-time Most Valuable Offensive Lineman ... Named captain senior season ... Two-time first-team Mid-Illini All-Conference ... Voted to all-area team ... Averaged 7.5 pancake blocks per game.



75 JARED WHEELER


OL • 6-5 • 312 • RJr.-2L
Hollywood, Fla. (American Heritage)

2011 (Redshirt Sophomore): Participated in 11 of team's 12 games ... Graded out at 81 percent on season in limited snaps ... Earned letter.

2010 (Redshirt Freshman): Saw snaps against Florida A&M and Georgia Tech ... Graded out at 100 percent against Georgia Tech in limited action.

2009 (True Freshman): Did not see any action, redshirted to retain eligibility.

High School: Four-year starter at left tackle at American Heritage and also played some defensive tackle ... Ranked by *Rivals.com* as 43rd-best guard in class of 2009 ... Ranked 21st-best guard nationally by *Scout.com* ... Maintained 4.2 grade-point average ... Named *Miami Herald* first-team All-State, *Sun-Sentinel* first-team All-State, *MaxPreps* second-team All-America ... Awarded Brian Piccolo Offensive Player of the Year ... Also named *Miami Herald* Scholar-Athlete and *Sun-Sentinel* Scholar-Athlete ... Class 2A All-State second team ... Coached by Byron Walker.



84 CORY WHITE

TE • 6-6 • 278 • RJr.-1L
Orange Park, Fla. (Fleming Island)

2011 (Redshirt Sophomore): Missed entire season due to knee injury suffered during training camp.

2010 (Redshirt Freshman): Saw action against Florida A&M and Georgia Tech ... Caught one pass for no gain against Florida A&M ... Also graded out at 100 percent against Georgia Tech in limited action ... Named Scout Team Offensive Player of the Year.

2009 (True Freshman): Did not see any action, redshirted to retain eligibility.

High School: Rated No. 25-best tight end nationally by *Rivals.com* and No. 79 offensive tackle by *Scout.com* ... Very athletic lineman who runs well ... Played both tight end and defensive

end ... Earned all-county, all-city honors ... Named first-team All-First Coast by *Jacksonville Sun* ... Class 5A All-State third team ... Also lettered in basketball and baseball ... Coached by Neal Chipoletti.



40 JAKE WIECLAW

K • 6-2 • 197 • RSr.-1L
New Lenox, Ill. (Lincoln Way Central)

2011 (Redshirt Junior): Played in all 12 games while serving as team's primary placekicker, assuming duty on kickoffs and field goals ... Named Lou Groza Award Semifinalist, given annually to nation's top placekicker ... Finished season perfect on point-after attempts, converting 39-of-39 ... Connected on 11-of-14 field goal attempts ... Made 43-yard field goal against North Carolina ... Converted 36-yard field goal as time expired to lead Canes to 6-3 victory over USF ... Drilled season-long 49-yarder in season finale against Boston College ... Limited opponents to 18.6 kick return average for season ... Earned letter.

High School: Four-year starter, who connected on 19-of-23 field goal attempts as junior in 2006, with long of 48 yards ... As senior in 2007, was 9-of-11 with long of 52 yards before breaking kicking foot while making tackle ... 19 field goals in 2006 set state record ... Set Illinois high school record for most career field goals (48) and was just two field goals shy of national record ... Played receiver, notched team-leading 35 receptions for 485 yards and three touchdowns in 2007 ... Coached by Rob Glielmi ... Selected to *PrepStar* All-Midwest Region team and named second-team EA Sports All-America.

WIECLAW CAREER STATISTICS

KICKING

YEAR	G	FGM	FGA	PCT	LG	XPM	XPA	PCT
2011	12	11	14	78.6	49	39	39	1.000



90 RICARDO WILLIAMS

DL • 6-5 • 251 • RFr.-SQ
Homestead, Fla. (Homestead)

2011 (True Freshman): Did not see any action, redshirted to retain eligibility.

High School: Three-star defensive end according to ESPN and *Rivals.com* ... Ranked 26th-best weakside defensive end by *Rivals.com* ... "High-energy" player ... Also capable of playing outside linebacker ... All-time sack leader at Homestead ... Also played tight end and wide receiver freshman and sophomore years ... High school coach was Bobby McCray ... Considered North Carolina, Marshall and Texas Tech among other schools, earning more than 20 scholarship offers.

PLAYER PROFILES



11 RYAN WILLIAMS

QB • 6-6 • 223 • RSo.-SO
Pembroke Pines, Fla. (Miramar / Memphis)

2011 (Sophomore): Sat out season due to NCAA transfer regulations.

Prior to Miami: Enrolled early at Memphis in January 2010, and worked out with team during spring season ... Was named Offensive MVP of Blue-Gray game after completing 15-of-17 pass attempts for 186 yards and three touchdowns ... As true freshman in 2010, played in all 12 games, starting 10 and completed 165-of-290 passes for 2,075 yards and 13 touchdowns ... Earned starting job over former Hurricane Cannon Smith after only second game of collegiate career, and went on to start remaining 10 contests.

High School: Threw for 2,455 yards and 26 touchdowns as senior at Miramar High ... Completed 175-of-282 pass attempts ... Set state record with five touchdown passes in state championship game against DeLand, breaking previous record set by Tim Tebow ... Named Beef O'Brady's MVP of 6A State Championship game ... Completed 18-of-21 pass attempts for 254 yards and five touchdowns in leading Miramar to first-ever state title ... 85.7 completion percentage set record, becoming only QB to hold two state records ... Led squad to 14-1 record and Class 6A state title ... Named Broward All-County by *Sun-Sentinel* ... Team ranked 27th nationally ... Twice named Player of the Week in December 2009 by *MaxPreps.com* ... Earned honors after throwing for 267 yards and four touchdowns in 34-0 win over Dr. Krop (Miami) ... Selected Player of the Week again for five-TD effort versus DeLand ... Threw for over 200 yards in four games, and tossed multiple touchdown passes in six contests ... Honored by Miami Dolphins as Outstanding High School Player on Dec. 27, 2009 ... Played at Plantation American Heritage High before transferring to Miramar as senior ... As sophomore, was starter and led squad to perfect 10-0 season for first time in school history ... Broke school records for most yards passing and most passing touchdowns in season and was named team's Offensive MVP as junior.



48 BRANDON YOSHA

RB • 6-0 • 183 • Fr.-HS
Carmel, Ind. (Cathedral)

High School: Voted four-time player of the week offensively ... 4A state champion ... Finished as 82nd-best running back nationally by *Rivals.com*.

COACHING STAFF



AL GOLDEN

**Head Coach, Second Season
Penn State, 1991**

Al Golden, the University of Miami's 22nd head football coach, is in his second season at the helm of the Hurricanes' program. The 42-year-old Golden has laid a foundation and process to return the storied program to prominence.

The Golden Era. Golden's brand of football — tough, smart and disciplined — was accepted and strides were made in that direction. Since a season ago, the Canes have improved 19-plus spots among the nation's FBS schools in turnover margin (+19), fewest penalties per game (+63) and fewest yards penalized per game (+85).

Golden oversaw an offense that was one of the most efficient in the country and produced lauded seasons for quarterback Jacory Harris, wide receiver Tommy Streeter and running back Lamar Miller. His persuasion on the defense was evident, as the Canes held several top-rated offenses to 20-plus points below their season averages. The Miami defense finished the season ranked No. 21 in the nation in scoring defense and tied for ninth in red zone defense.

With a commitment to community service, Golden instituted the Be the Match-Bone Marrow drive at Miami. Members of the football staff and team took an active part in registering members of the UM and South Florida communities for the national organization.

Golden arrived in Coral Gables after spending five seasons (2006-2010) as the head coach at Temple University. Over five seasons at Temple, Golden took the Owls to unprecedented heights. Before his arrival, TU had just two winning seasons over its previous 26 years and had only won 22 percent of its games over the previous 30 years.

In 2010, Golden led the Owls to an 8-4 overall record, 5-3 in Mid-American Conference (MAC) games and saw eight players named to the All-MAC first team. The 2009 season saw the Owls reach unparalleled success. Golden guided the Owls to new heights, finishing the season at 9-4 overall and tying for first place in the MAC East Division with a 7-1 mark. Temple recorded its first winning season since 1990 and made its first bowl appearance in 30 years. The Owls' bowl game was just the third in 111 years of Temple football. The MAC East championship was the Owls' best conference finish since joining the league in 2003. TU won a single-season record nine consecutive games.

Named the 2009 MAC Coach of the Year and the Maxwell Club's Tri-State Coach of the Year, Golden also saw an unprecedented 15 Owls earn All-MAC honors, including a school record eight first-team All-MAC honorees. All-American Bernard Pierce was named the MAC Freshman of the Year, while sophomore Adrian Robinson garnered MAC Defensive Player of the Year accolades.

The Owls also received recognition for their community service efforts. In 2009, the Temple team was awarded the Robert P. Levy Community Service Award, presented by the Philadelphia Sports Congress, and the Athletic Department's inaugural T.E.A.M. [Temple's Exceptional Acts for Mankind] Award for community service.

Off the field, Golden mentored the Owls through the greatest academic turnaround in the NCAA APR Reform Era. In his third season, Golden guided the Owls to a 5-7 mark, the team's most wins most since 1990, and a second-place finish in the MAC East. Facing five opponents that went on to postseason play, the Owls persevered, despite losing three games on the very last play of the game.

In 2008, Golden saw five Owls earn All-MAC honors, including senior DT Terrance Knighton, Temple's then-only first-team selection. Temple showed significant improvement on special teams, leading the nation in kickoff returns. The Owls out-scored their opponents for the season for the first time since 1990. During his second season in 2007, Golden once again played the nation's most true freshmen (20) and started the nation's most true freshmen (12). He led the Owls to a 4-8 overall record and a 4-4 mark during their inaugural season in the Mid-American Conference.

Along the way, TU won three consecutive games. The fourth win tied Temple's mark for the most conference wins since 1967. Led by All-MAC players DT Andre Neblett and DB Dominique Harris, the Cherry & White defense led the MAC in total defense, red zone defense, and pass defense. The Owls' red zone defense ranked first nationally.

In his first campaign in Owl Country, Golden played 22 true freshmen, the most in the nation, against the third most difficult schedule in the country. Only national champion Florida (10) and Stanford (9) played more bowl participants during the regular season than the Owls, who competed against eight teams that earned postseason berths. Thirty-eight players saw their first major college football action under Golden in 2006.

Golden captured his first victory at the helm when the Owls defeated Bowling Green, 28-14, at Lincoln Financial Field on Oct. 28, 2006. The win was the largest accomplishment for the Owls on the field, but a multitude of goals were achieved off the field during Golden's initial campaign. Temple unveiled the most comprehensive academic support team in the Mid-American Conference and teamed with adidas as the team's official outfitter. The program was also successful in assembling a regional, nonconference schedule for years to come.

Recruiting was a tremendous success under Golden's leadership. His initial signing class in 2006 was rated best in the MAC by *CollegeFootballNews.com*, while the 2007 and 2008 classes earned top honors in the league from *Scout.com*.

With a commitment to community service and academics at the core of Golden's program, a multitude of individual honors were bestowed upon the Owls in 2006. Seven student-athletes were named to the 2006 Philadelphia Inquirer Academic All-Area Football team, providing Temple the most honorees of the 10 Delaware Valley institutions that sponsor football. Three players were named to the 2006 Eastern College Athletic Conference Division I-A Football All-Star Team, marking the most for the Owls on the ECAC squad since a trio also earned recognition in 1997.

In addition, three football student-athletes were named honorable mention freshman All-Americans by *The Sporting News*. It signaled the largest number of rookies to receive national recognition in program history.

The Colts Neck, N.J., native was named the Owls' 24th head football coach on December 6, 2005, after spending the prior five seasons as defensive coordinator at the University of Virginia.

Golden was named the youngest defensive coordinator in Division I-A by Virginia head coach Al Groh in January 2001, after spending the previous season at his alma mater, serving

COACHING STAFF

as linebackers coach and recruiting coordinator under the late Joe Paterno. From 2001 to 2004, the Cavaliers' defense improved under his tutelage, ranking 108th in total defense in his first year to ranking 18th in total defense in 2004. In the same time period, Virginia's scoring defense went from 74th in the nation (27.6 ppg) to 17th (17.7 ppg) utilizing Golden's 3-4 scheme.

In addition to his responsibilities as defensive coordinator, Golden directed the inside linebackers from 2001-04 before shifting to the secondary in 2005. In 2004, he oversaw a defense that featured the nation's best group of linebackers, according to *Athlon*, *The Sporting News*, and *ESPN The Magazine*. Under his guidance, Ahmad Brooks blossomed into a finalist for the Butkus Award. In 2003, Brooks and Kai Parham earned Freshman All-America honors. Golden was responsible for recruiting Brooks, the *USA TODAY* National Defensive Player of the Year--the highest ranked recruit to ever attend UVa. Golden signed the Virginia High School Player of the Year in both 2002 (Brooks) and 2004 (Olu Hall).

During his first two seasons at Virginia, Golden helped develop two-time All-ACC linebacker Angelo Crowell and 2003 Hula Bowl participant Merrill Robertson. Following the 2001 season, Golden was an assistant coach for the Gray team in the 64th Annual Blue-Gray All-Star Football Classic.

Golden began his coaching career in 1993 as offensive coordinator at Red Bank (N.J.) Catholic High School. He then served as a graduate assistant under George Welsh at Virginia from 1994 to 1996, where he worked primarily with the linebackers and the kickoff and punting teams. He helped develop All-ACC linebackers James Farrow and Jamie Sharper, both of whom were chosen in the 1997 NFL draft. Farrow was a first-round pick (No. 8) by the New York Jets, while Sharper was a second-round selection (No. 34) by the Baltimore Ravens. Golden then coached the linebackers at Boston College from 1997 to 1999 under Tom O'Brien. While at BC, Golden coached All-Big East and NFL linebackers Frank Chamberlin and Erik Storz. The Eagles finished the 1999 regular season with an 8-3 record and a top-25 national ranking, while making their first postseason bowl appearance since 1994.

Golden was a three-year (1989-91) letterwinner and two-year starter at tight end for Penn State, where he received the 1991 Ridge Riley Award, given annually to a player who displays excellence in scholarship, sportsmanship, friendship and leadership. As a junior in 1990, Golden played a key role in Penn State's nationally televised 24-21 upset of No. 1-ranked Notre Dame at South Bend.

His touchdown reception late in the fourth quarter tied the score at 21 as Penn State rallied from a 21-7 deficit. Golden captained the Nittany Lions his senior year and helped lead them to a 42-17 win over Tennessee in the 1992 Fiesta Bowl. Following that victory, Penn State finished with an 11-2 record and ranked third in the nation in the final 1991 AP poll.

After his tenure as a player in State College, Golden spent one season in the NFL with the New England Patriots.

Golden earned his undergraduate degree in pre-law from Penn State in 1991 before receiving his master's in sports psychology from Virginia in December 1996.

A 2004 inductee of the Jersey Shore Sports Hall of Fame, he is married to the former Kelly Hanna of Lock Haven, Pa. The couple has three children — son A.J. (6), and daughters Addison (4) and Grace (2).

PERSONAL

Full name Alfred Golden Jr.
Age 42
Hometown Colts Neck, N.J.
Family wife Kelly; son A.J. and daughters Addison and Grace

EDUCATION

College Penn State, 1991 (B.A., Pre-Law)
 Virginia, 1996 (M.Ed., Sports Psychology)

PLAYING EXPERIENCE

1987-91 Penn State
1992 New England Patriots

PLAYER HONORS

- Three-year letterman at tight end for Penn State
- Played key role in PSU's defeat of No. 1-ranked Notre Dame in 1990

1991 Ridge Riley Award recipient
1991 Penn State team captain

COACHING EXPERIENCE

1993 Offensive Coordinator, Red Bank Catholic HS
1994-96 Graduate Assistant, University of Virginia
1997-99 Linebackers, Boston College
2000 Linebackers, Penn State
2001-05 Defensive Coordinator, University of Virginia
2006-10 Head Coach, Temple University
2011-present Head Coach, University of Miami

COACHING HONORS

2004 Jersey Shore Sports Hall of Fame inductee
2009 MAC Coach of the Year
2009 Maxwell Club's Tri-State Coach of the Year



MARK D'ONOFRIO

**Assistant Head Coach / Defensive Coordinator
 Penn State, 1992**

Mark D'Onofrio is in his second season as Miami's defensive coordinator. D'Onofrio's defense finished the season ranked ninth in the nation in red zone defense and 21st in scoring defense, holding opponents to an average of 20.08 points per game. The Canes' defense held foes to seven points below scoring average on the season, while holding Ohio State, Georgia Tech, Florida State and South Florida to a combined 22 points below scoring average. The defense, under D'Onofrio's guidance, finished strong and proved stingy, giving up an average of only 13.5 points in the last five games of the season.

Prior to the 2011 season, D'Onofrio saw two of his Temple standouts drafted, now are active on NFL rosters. Defensive end Muhammad Wilkerson was taken in the first round by the New York Jets and free safety Jaiqwaun Jarrett went in the second round to the Philadelphia Eagles. In all, three Owls were drafted during D'Onofrio's tenure.

A native of North Bergen, N.J., D'Onofrio brings two years of NFL playing experience and 13 years of collegiate coaching experience to his position as defensive coordinator for the University of Miami. D'Onofrio was a member of head coach Al Golden's staff at Temple University where he served for two years as defensive coordinator before being promoted to assistant head coach/defensive coordinator for the Owls in 2008.

Under D'Onofrio's tutelage, he transformed a Temple defense

GOLDEN FILE

COACHING STAFF

ranked last in the NCAA upon his arrival to 17th in 2010. In addition, Temple defenses won a single-season-record nine consecutive games en route to a 9-4 overall record and first-place tie in the MAC East in 2009. The 2010 Owls won eight games, finishing 8-4, and became bowl-eligible for the second consecutive season for the first time in school history. A school-record eight defensive players were named All-MAC, including five on the first team in 2009. Four student-athletes earned All-MAC honors in 2010. Sophomore Adrian Robinson earned 2009 MAC Defensive Player of the Year accolades and senior Andre Neblett became Temple's first three-time All-MAC honoree.

In 2008, D'Onofrio's defense helped give Temple its most wins since 1990 and a second-place finish in the MAC East. The Owls faced five opponents that went on to postseason play, led by All-MAC honorees senior DT Terrance Knighton, Temple's first first-team selection, and Neblett. During its inaugural season of Mid-American Conference play, D'Onofrio guided the Temple defense to lead the MAC in five defensive statistical categories, including red zone defense which also ranked first nationally.

D'Onofrio broke into the college ranks in 1999 at Saint Peter's College in New Jersey where he coached the linebackers. He then spent the 2000 season as an assistant coach at Georgia, where he worked with the Bulldogs' defense. He arrived at the University of Virginia in 2004, joining former teammate Al Golden and the rest of the UVa. coaching staff after three years with Rutgers University where he coached linebackers and served as a recruiting coordinator. He coached the Cavaliers' tight ends and special teams for one season before switching to inside linebackers coach for the 2005 season. In 2006, he followed Golden to Temple University where he was named the Owls' defensive coordinator.

From 1988-91, D'Onofrio played at Penn State alongside Golden and served the Nittany Lions playing both inside and outside linebacker. He was elected team captain his senior year and was drafted in the second round (34th overall pick) of the 1992 NFL draft by the Green Bay Packers. He earned a starting role as the Packers' inside linebacker where he played for two seasons before injury prematurely ended his professional career in 1994.

D'Onofrio earned his bachelor's degree in labor and industrial relations from Penn State in 1992. He is married to the former Lucia Mariucci of Marlboro, N.J. The couple has two sons, Jack (9) and Thomas (6).

D'ONOFRIO FILE

PERSONAL

Full name Mark D'Onofrio
Age 42
Hometown North Bergen, N.J.
Family wife Lucia; sons Jack and Thomas

EDUCATION

College Penn State, 1992 (B.A., Labor and Industrial Relations)

PLAYING EXPERIENCE

1988-91 Penn State
1992-94 Green Bay Packers

PLAYER HONORS

- Led team in sacks (11) as a sophomore and tackles (71) as a junior
- Elected team captain as a senior
- Set Penn State school record for causing the most fumbles (five) in one season
- Selected in the second round (34th overall pick) of the 1992 NFL draft by the Green Bay Packers

COACHING EXPERIENCE

1999 Linebackers, Saint Peter's College (N.J.)
2000 Defensive Assistant, University of Georgia
2001 Linebackers, Rutgers University
2002-03 Linebackers / Recruiting Coordinator, Rutgers University
2004 Tight Ends / Special Teams, University of Virginia
2005 Inside Linebackers / Special Teams, University of Virginia
2006-07 Defensive Coordinator, Temple University
2008-09 Assistant Head Coach / Defensive Coordinator, Temple University
2010 Assistant Head Coach / Defensive Coordinator / LBs, Temple University
2011 Assistant Head Coach / Defensive Coordinator University of Miami

BOWL EXPERIENCE

2009 EagleBank Bowl (Temple University)

COACHING ACCOMPLISHMENTS

- Coached Temple to single-season record nine consecutive wins in 2009
- Coached Temple to first-place tie in the MAC East in 2009
- Coached Temple school record eight defensive players to All-MAC honors in 2009

PROMINENT PLAYERS COACHED

- Muhammad Wilkerson (Temple)
2010 First-Round NFL Draft pick by the New York Jets
- Adrian Robinson (Temple)
2009 MAC Defensive Player of the Year
- Andre Neblett (Temple)
Temple's first three-time All-MAC honoree
- Heath Miller (Virginia)
All-American and Mackey Award recipient



JEDD FISCH

**Offensive Coordinator / Quarterbacks
Florida, 1998**

Jedd Fisch is in his second season as Miami's offensive coordinator/quarterbacks coach after engineering a Hurricane offense that quickly established itself as one of the most efficient units in the nation. Under Fisch's guidance, quarterback Jacory Harris flourished, setting career bests and solidifying himself as one of the best signal callers in Miami and ACC history.

The 36-year-old Fisch tutored Harris to a single-season program record for passing efficiency with a 65-percent success rate (195-for-300), while throwing for 20 touchdowns and only nine interceptions. Harris finished the season with 2,484 passing yards and a quarterback efficiency rating of 150.6--a career best.

In addition to quarterback play, Fisch's offense ranked best in the nation in efficiency by *FootballOutsiders.com* for the majority of the season and finished ranked as the third-most efficient offense in the country behind only Baylor and Wisconsin. In Fisch's offense, a pro-style set, Miami scored 318 points, averaging 26.5 per contest and amassed 4,533 yards of total offense. Tommy Streeter, in a breakout season, was the favorite target of Harris with 46 receptions and 811 yards on the season. On the ground, Lamar Miller was the go-to guy, recording the third-best single-season rushing total in program history with 1,272 yards and nine touchdowns.

The Livingston, N.J., native arrived to the University of Miami with a combined nine years of NFL coaching experience, most recently having led the Seattle Seahawks to a 2010 NFC West Divisional Championship as the team's quarterbacks coach. Fisch studied under two-time college football national champion

COACHING STAFF

Pete Carroll, two-time Super Bowl Champion and Washington Redskins head coach Mike Shanahan as well as Super Bowl champion and former Baltimore Ravens head coach Brian Billick. He has also worked with three-time Pro Bowler Matt Hasselbeck and began his coaching career as a graduate assistant to current South Carolina head coach and former Florida Gator Steve Spurrier.

Fisch joined the Seahawks staff on February 4, 2010, after spending one season as the University of Minnesota's offensive coordinator/quarterbacks coach. Prior to his stay in Minnesota, he coached in the NFL for eight seasons. In his only season in Denver in 2008 as wide receivers coach, he coached two-time Pro Bowler Brandon Marshall to a career-high 104 catches with 1,265 yards and six touchdowns. He also tutored rookie Eddie Royal to one of the most productive rookie seasons in NFL history with 91 catches for 980 yards and five touchdowns. Denver finished the season with the second-ranked offense in the NFL.

Prior to the Broncos, he spent four seasons in Baltimore, including the 2006 campaign when the Ravens posted a 13-3 record and won the AFC North. Steve McNair received Pro Bowl honors during his first season in Baltimore after setting a franchise record for completion percentage (63.0 percent). Additionally, he helped wide receivers Derrick Mason (68) and Mark Clayton (67) form one of four wideout tandems in the AFC that featured two players with at least 65 catches. Fisch also contributed to a Ravens' offense in 2006 that ranked first in the NFL in time of possession (32:49), second in sacks allowed (17) and ninth in pass completions (328).

He was Baltimore's assistant quarterbacks coach in 2007 after serving as its assistant quarterbacks/wide receivers coach from 2005-06 and offensive assistant in 2004.

He began his NFL coaching career on the defensive side of the ball with the Houston Texans for three seasons (2001-03). Houston head coach Dom Capers made him the Texans' third hire in 2001. He worked on both sides of the ball that year, handling administrative duties to help the Texans prepare for their inaugural season.

A graduate of the University of Florida with a bachelor's degree in criminology, Fisch worked with his alma mater's football program for two seasons as a graduate assistant from 1999-2000 while obtaining a master's degree in sports management. He assisted then-Florida head coach Steve Spurrier and the rest of the Gators' coaching staff during those two seasons, helping the team advance to the Citrus (1999) and Sugar Bowls (2000) in addition to winning the Southeastern Conference championship in 2000.

Fisch is married to Amber, and the couple has three daughters, Zaylee, Ashlee and Kendall.

FISCH FILE

PERSONAL

Full name Jedd Fisch
Age 36
Hometown Livingston, N.J.
Family wife Amber; daughters Zaylee, Ashlee and Kendall

EDUCATION

College Florida, 1998 (B.A., Criminology)
 Florida, 2000 (M.S., Sports Management)

COACHING EXPERIENCE

1997-98 Defensive Coordinator, P.K. Yonge High School (Gainesville, Fla.)
1998 Wide Receivers / Quality Control, New Jersey Red Dogs (AFL)
1999-2000 Graduate Assistant, University of Florida
2001 Offensive / Defensive Assistant, Houston Texans
2002-03 Defensive Quality Control, Houston Texans
2004 Offensive Assistant, Baltimore Ravens
2005-06 Assistant Quarterbacks / Wide Receivers, Baltimore Ravens
2007 Assistant Quarterbacks, Baltimore Ravens
2008 Wide Receivers, Denver Broncos
2009 Offensive Coordinator / Quarterbacks, University of Minnesota
2010 Quarterbacks, Seattle Seahawks
2011-present Offensive Coordinator / Quarterbacks, University of Miami

BOWL EXPERIENCE

1999 Citrus Bowl (Florida)
2000 Sugar Bowl (Florida)
2009 Insight Bowl (Minnesota)

COACHING ACCOMPLISHMENTS

- Assistant during the Florida Gators' 2000 SEC championship
- Coached Brandon Marshall and Steve McNair during Pro Bowl seasons
- Assisted Seattle Seahawks to 2010 NFC West Division championship

PROMINENT PLAYERS COACHED

- Matt Hasselbeck (Seattle Seahawks)
- Brandon Marshall (Miami Dolphins)
- Steve McNair (Baltimore Ravens)
- Eddie Royal (Denver Broncos)



JETHRO FRANKLIN

**Senior Defensive Assistant / Defensive Line
 Fresno State, 1989**

Jethro Franklin is in his second season as the University of Miami's defensive line coach. Prior to arriving in Coral Gables, Franklin spent 20 years coaching defensive lines at the NFL and collegiate levels. The St. Lazaire, France, native has mentored some of the top defensive linemen in the NFL, including former Cane Russell Maryland. Franklin has also coached Packers' standouts Gilbert Brown and Santana Dotson and Pro Bowlers Mario Williams, Vonnie Holliday, Kabeer-Gbaja-Biamila and Maryland.

Franklin's line helped the Canes to a No. 9 national ranking in red zone defense and 21st in scoring defense, holding opponents to an average of 20.08 points per game in his first season at Miami. Senior Marcus Robinson and freshman Anthony Chickillo combined for 10 sacks for a loss of 47 yards. Franklin's former standout lineman at Temple, Muhammad Wilkerson, was taken in the first round of the 2011 NFL Draft by the New York Jets.

Prior to joining the Hurricanes' staff, Franklin spent one season at Temple on Al Golden's staff as the line coach.

In his only season at Temple, Franklin's line help lead the Owls to an 8-4 record, including 5-3 in MAC games. Under Franklin's direction, Wilkerson and Elisha Joseph garnered All-MAC first team honors.

Franklin spent the 2005 season at USC — his second stint with the Trojans. In 2005, defensive ends Lawrence Jackson (first round, Seattle) and Frostee Rucker were All-Pac-10 first teamers, while Sedric Ellis (first round, New Orleans), Rucker (third round, Cincinnati), LaJuan Ramsay (sixth round, Philadelphia)

COACHING STAFF

were NFL draft picks. USC played in the 2006 Rose Bowl (BCS Championship Game) and 2009 Emerald Bowl.

Franklin then went on to coach the defensive lines with the Tampa Bay Buccaneers in 2006 and the Houston Texans for two seasons (2007-08). Mario Williams set the Texans' sack record in 2007 and made the Pro Bowl in 2008.

He went to USC after spending five seasons (2000-04) handling the defensive line for the Green Bay Packers. The defense set various Packers' game, season and all-time sack records during his tenure.

Franklin began his coaching career at his alma mater, Fresno State, where he was in charge of the defensive line for eight seasons (1991-98). The Bulldogs played in three bowls while he was there: the 1991 California Bowl, 1992 Freedom Bowl (a 24-7 upset over USC) and 1993 Aloha Bowl. While at Fresno State, he had a pair of NFL coaching fellowships, working with the Buffalo Bills in the summer of 1994 and the Cleveland Browns in the summer of 1995.

In 1999, Franklin coached the interior defensive line at UCLA.

After being drafted by the Houston Oilers in 1988, Franklin spent the 1989 season playing defensive line for the Seattle Seahawks. He then was the No. 1 overall draft choice of the San Antonio Rough Riders of the World League of American Football in 1991, but instead opted to begin his coaching career.

Franklin spent two seasons (1986-87) as a starter on the defensive line for at Fresno State. His dominant play and football intelligence earned him All-American second team honors both seasons. As a junior, he set a then-school record with 19.5 sacks. He was the Pacific Coast Conference Defensive Player of the Year and Fresno State's MVP as a senior in 1987. He had 31.5 career sacks.

Prior to Fresno State, Franklin played two seasons (1984-85) at San Jose (Calif.) Community College, winning junior college All-American honors in 1985. He was on the football and track teams at Yerba Buena High in San Jose (Calif.).

Franklin earned his bachelor's degree in criminology at Fresno State in 1989. He was born in 1965, in St. Lazaire, France, where his father was stationed in the military.

Franklin and his wife, Cherise, have a son, Khalil (15), and a daughter, Takara (13).

FRANKLIN FILE

PERSONAL

Full name Jethro Franklin
Age 47
Hometown St. Lazaire, France
Family wife Cherise; son Kahlil; daughter Takara

EDUCATION

College Fresno State, 1989 (B.A., Criminology)

PLAYING EXPERIENCE

1984-85 San Jose (Calif.) Community College
1986-87 Fresno State
1988 Houston Oilers
1989 Seattle Seahawks

PLAYER HONORS

- Two-time second-team All-American
- Pacific Coast Conference Defensive Player of the Year
- Set a then-school record with 19.5 sacks
- Junior college All-American

COACHING EXPERIENCE

1991-98 Defensive Line, Fresno State
1999-2000 Interior Defensive Line, UCLA
2000-04 Defensive Line, Green Bay Packers
2005-06 Defensive Line, USC
2006-07 Defensive Line, Tampa Bay Buccaneers
2007-08 Defensive Line, Houston Texans
2009-10 Defensive Line, USC
2010 Defensive Line, Temple University
2011-present Defensive Line, University of Miami

BOWL EXPERIENCE

1991 California Bowl (Fresno State)
1992 Freedom Bowl (Fresno State)
1993 Aloha Bowl (Fresno State)
2006 Rose Bowl (USC)
2009 Emerald Bowl (USC)

COACHING ACCOMPLISHMENTS

- USC played in the 2006 Rose Bowl (BCS Championship Game) and 2009 Emerald Bowl during his time as defensive line coach
- Mario Williams set the Texans' sack record in 2007 and made the Pro Bowl in 2008 under Franklin's guidance
- Kabeer Gbaja-Biamila, under Franklin's tutelage, became the all-time sack leader in Green Bay Packer history

PROMINENT PLAYERS COACHED

- Mario Williams (Houston Texans)
Two-time Pro Bowler, set single-season sack record in 2007 (14)
- Vonnie Holiday (Green Bay Packers / Arizona Cardinals)
NFL All-Rookie selection, Green Bay Packers (currently with Arizona Cardinals)
- Russell Maryland (Green Bay Packers)
Pro Bowler, Green Bay Packers
- Kabeer Gbaja-Biamila (Green Bay Packers)
Pro Bowler, Green Bay Packers



BRENNAN CARROLL

**Tight Ends / National Recruiting Coordinator
Pittsburgh, 2001**

Brennan Carroll is in his second season as the University of Miami's tight ends coach and national recruiting coordinator. Carroll came to Coral Gables after spending eight years with Southern California's football program, including six as a full-time assistant. He is the eldest son of former USC head coach and current Seattle Seahawks head coach Pete Carroll.

During his career, Carroll has tutored four NFL talents in Anthony McCoy (Seattle Seahawks), Fred Davis (Washington Redskins), Dominique Byrd (Washington Redskins) and Jordan Cameron (Cleveland Browns).

While at USC, the 33-year old, coached the tight ends. He took on the additional duty of recruiting coordinator beginning in 2007.

In 2009, tight end McCoy was a sixth-round NFL draft pick following the season.

In 2007, tight end Davis won the Mackey Award, made All-American first team and was a second-round NFL draft pick following the season. Tight end Byrd was a third-round NFL draft pick following the 2005 season.

COACHING STAFF

Carroll began his coaching career in 2002 as a graduate assistant on the USC staff. He spent that season working with the offense and special teams, then handled the tight ends in 2003.

During Carroll's career with the Trojans, USC won two national championships (2003, 2004) and played in the 2003 Orange Bowl, 2004 Rose Bowl, 2005 Orange Bowl (BCS Championship Game), 2006 Rose Bowl (BCS Championship Game), 2007 Rose Bowl, 2008 Rose Bowl, 2009 Rose Bowl and 2009 Emerald Bowl.

Carroll was a reserve tight end and key special teams player at Pittsburgh for three years (1999-2001). He caught three passes for 25 yards (8.3 average) as a junior in 2000, including one for a touchdown (a 3-yarder versus Boston College). He added a 12-yard reception as a senior in 2001. The Panthers played in the 2000 Insight.com Bowl and the 2001 Tangerine Bowl. He redshirted the 1998 season.

He spent his 1997 freshman season at Delaware, but did not see action as a reserve tight end. He prepped at Saratoga (Calif.) High, where he starred as a linebacker and also played basketball. He earned his bachelor's degree in social sciences from Pittsburgh in 2001.

Carroll and his wife Amber have a son, Dillon (3) and a daughter, Colbie (1). His father, Pete, was USC's head coach from 2001 to 2009 before taking the head coaching job with the NFL's Seattle Seahawks. His mother, Glenna, played volleyball at Pacific. His sister, Jaime, was on the USC women's volleyball team in 2000 and 2001. His brother, Nate, is a 2009 graduate of USC.

CARROLL FILE

PERSONAL

Full name Brennan Carroll
Age 33
Hometown Saratoga, Calif.
Family wife Amber; son Dillon; daughter Colbie

EDUCATION

College Pittsburgh, 2001 (B.S., Social Sciences)

PLAYING EXPERIENCE

1997 Delaware
1999-2001 Pittsburgh

COACHING EXPERIENCE

2002 Offensive Assistant / Special Teams, USC
2003 Offensive Assistant / Tight Ends, USC
2004-06 Tight Ends, USC
2007-10 Tight Ends / Recruiting Coordinator, USC
2011-present Tight Ends / National Recruiting Coordinator, University of Miami

BOWL EXPERIENCE

AS PLAYER (2)

2000 Insight.com Bowl (Pittsburgh)
2001 Tangerine Bowl (Pittsburgh)

AS COACH (7)

2002 Orange Bowl (USC)
2003 Rose Bowl (USC)
2004 Orange Bowl (USC)
2005 Rose Bowl (USC)
2006 Rose Bowl (USC)
2007 Rose Bowl (USC)
2008 Rose Bowl (USC)

COACHING ACCOMPLISHMENTS

- Helped coach USC Trojans to seven straight bowl games and two national championships in 2003 and 2004, respectively

PROMINENT PLAYERS COACHED

- Anthony McCoy (Seattle Seahawks)
- Fred Davis (Washington Redskins), 2009 Mackey Award Recipient
- Vonnie Holiday (Green Bay Packers / Arizona Cardinals)
NFL All-Rookie selection, Green Bay Packers (currently with Arizona Cardinals)
- Dominique Byrd (Washington Redskins)
- Jordan Cameron (Cleveland Browns)



TERRY RICHARDSON

**Running Backs / Florida Recruiting
Syracuse, 1994**

Terry Richardson is in his second season as the University of Miami's running backs coach and Florida Recruiting Coordinator.

Richardson, known for his aggressive run game and producing talented student-athletes, coached redshirt-sophomore Lamar Miller to one of the best seasons in Miami's storied history. Miller finished the 2011 campaign with 1,272 yards on the ground to mark the third-best season in Canes history behind Willis McGahee (1,753) and Edgerrin James (1,416). Under Richardson's guidance, Miller became the eighth player in program history to surpass the 1,000-yard mark in a season and had seven games with more than 100 rushing yards.

The Broward (Fla.) County native returned to South Florida after spending 12 seasons at Connecticut as the running backs coach.

Richardson groomed UConn running back Jordan Todman into one of the nation's best rushers. Todman, the 2010 BIG EAST Offensive Player of the Year, was second in the country in rushing at 143.09 and first in the BIG EAST. Under Richardson's tutelage, Todman earned second-team All-America honors from the Walter Camp Foundation.

In 2010, UConn's rushing offense was ranked 31st in the nation at 179.92 yards per game. Todman amassed 1,695 yards on the ground to lead a trio of rushers.

Noticed for his dominant runners, Richardson was a nominee for the 2010 Broyles Award, honoring the nation's top college football assistant coaches.

In 2009, Richardson worked with two 1,000-yard rushers in Todman and All-BIG EAST Conference second-team pick Andre Dixon. UConn was just one of three NCAA FBS schools to boast a pair of 1,000-yard rushers.

The 2008 season saw running back Donald Brown become the nation's leading rusher as he was named the BIG EAST Offensive Player of the Year and a first-team All-America pick by the Sporting News. He became UConn's first NFL first-round draft pick in 2009 as he was selected by the Indianapolis Colts.

Richardson is a 1994 graduate of Syracuse where he was a four-year letterwinner at running back and wore the fabled uniform number 44. The coveted jersey is awarded only to exceptional Orange rushers, including Jim Brown and 1961 Heisman Trophy winner Ernie Davis. Richardson was Syracuse's leading rusher as a senior in 1993 and played in the Blue-Gray All-Star Game following his senior season. Richardson helped the Orange to three bowl berths during his career, the 1990 Aloha Bowl, 1992

COACHING STAFF

Hall of Fame Bowl and 1993 Fiesta Bowl. Syracuse won all three games.

Richardson signed a free-agent contract with the NFL's Cincinnati Bengals in 1994 and also spent time with the Philadelphia Eagles (1995), Kansas City Chiefs (1996) and Pittsburgh Steelers (1996-97). In 1998 he returned to his high school, Northeast, in Oakland Park, Fla., as offensive coordinator and running backs coach to start his coaching career.

RICHARDSON FILE

PERSONAL

Full name Terry Richardson
Age 41
Hometown Fort Lauderdale, Fla.

EDUCATION

College Syracuse, 1994 (B.S., Political Science)

PLAYING EXPERIENCE

1990-93 Syracuse
1994 Cincinnati Bengals
1995 Philadelphia Eagles
1996 Kansas City Chiefs
1996-97 Pittsburgh Steelers

PLAYER HONORS

- Four-year letterman as running back at Syracuse
- Wore fabled uniform number 44, the coveted jersey awarded only to exceptional Orange rushers, including Jim Brown and 1961 Heisman Trophy winner Ernie Davis
- Helped the Orange to three bowl berths during his career, the 1990 Aloha Bowl, 1992 Hall of Fame Bowl and 1993 Fiesta Bowl

COACHING EXPERIENCE

1999-2010 Running Backs, UConn
2011-present Running Backs, University of Miami

BOWL EXPERIENCE

AS PLAYER (3)

1990 Aloha Bowl (Syracuse)
1992 Hall of Fame Bowl (Syracuse)
1993 Fiesta Bowl (Syracuse)

AS COACH (5)

2004 Motor City Bowl (UConn)
2007 Meineke Car Care Bowl (UConn)
2009 International Bowl (UConn)
2010 PapaJohns.com Bowl (UConn)
2011 Fiesta Bowl (UConn)

COACHING ACCOMPLISHMENTS

- 2010 Broyles Award Nominee
- Running back Donald Brown became the nation's leading rusher for the 2008 season as he was named the BIG EAST Offensive Player of the Year and a first-team All-America pick by *Sporting News*
- In 2006, UConn ranked 13th nationally in rushing offense

PROMINENT PLAYERS COACHED

- Donald Brown (Indianapolis Colts)
- Jordan Todman (2010 BIG EAST Offensive Player of the Year)
- Josh Cribbs (Cleveland Browns)



ART KEHOE

Offensive Line
Miami, 1982

Art Kehoe is in his second season as the offensive line coach on head coach Al Golden's staff and his 28th year overall as a Miami Hurricane. Kehoe, an integral part of the U Football legacy, has coached some of the best offensive linemen to ever play the game.

In his first season back at Miami since 2005, Kehoe coached a 2011 line that helped UM to one of its most efficient offensive seasons in memory. The line blocked for the likes of Lamar Miller (1,272 rushing yards) and protected quarterback Jacory Harris (2,486 passing yards) en route to a national ranking of No. 3 in offensive efficiency, according to *Footballoutsiders.com*.

A 1982 graduate of Miami, he was an integral part of the Miami football renaissance since its beginnings in the late 1970s. He came to Miami in 1979 as a transfer from Laney Junior College in Oakland, Calif., and started at guard for the Hurricanes for two seasons under head coach Howard Schnellenberger. Kehoe returned to his alma mater, where he served as an assistant and eventually offensive line coach from 1981-2005. Kehoe began his coaching career in 1981 as a student assistant at UM.

Kehoe's tenure of 27 years at Miami, a span during which he has either played or coached for six head football coaches, ranks among the longest of any UM athletics figure.

During his time working with the Hurricanes' offensive line, Kehoe has produced seven players (Eric Winston in 2005, Brett Romberg in 2002, Bryant McKinnie in 2001, Joaquin Gonzalez in 2000, Richard Mercier in 1999, K.C. Jones in 1996 and Leon Searcy in 1991) who received first-team All-America honors. Twenty more of his protégés went on to play professionally, including 16 all-conference honorees, one Outland Trophy winner and the 2002 Rimington Award winner.

Kehoe was on the staff of all five UM football national championship teams, and two Heisman Trophy winners and seven of Miami's nine 1,000-yard rushers passed or rushed behind the blocking of Kehoe's offensive linemen. His 2000 and 2001 units are often considered among the highest-performing offensive lines in recent college football history, and his 2002 unit was widely considered the nation's finest by many observers.

A native of Conshohocken, Pa., Kehoe proved instrumental in the rebirth of Miami football, playing on the 1979 and 1980 teams that returned UM to national prominence with a victory in the 1980 Peach Bowl (UM's first bowl win since 1966). After his playing days ended, Kehoe stayed at UM as a student assistant coach in 1981 and a graduate assistant coach from 1982-84. He ascended to full-time status in 1985 and worked with the offensive line through the 2005 season. From 1992-94, Kehoe also tutored tight ends in addition to his duties with the offensive line.

As a coach, Kehoe went to 21 bowl games with the Hurricanes and tutored some of the greatest players in Miami history including Searcy, Mike Sullivan, Jones, Mercier, McKinnie, Gonzalez, Romberg and Vernon Carey. A contemporary of legendary UM quarterback Jim Kelly, Kehoe has developed offensive lines that have protected many of the Hurricanes' outstanding quarterbacks including Bernie Kosar, Vinny Testaverde, Steve Walsh, Craig Erickson, Gino Torretta, Ken Dorsey and Jacory Harris.

COACHING STAFF

Kehoe, 55, is working for his sixth Miami head coach, spanning the likes of Howard Schnellenberger, Jimmy Johnson, Dennis Erickson, Butch Davis, Larry Coker and now Al Golden. Kehoe even served as UM's interim head coach for 19 days during the transition from the Erickson to Davis era in 1995. In addition to his coaching accomplishments, Kehoe was inducted into the University of Miami Athletic Hall of Fame in 2002. He was inducted into the Laney J.C. Athletic Hall of Fame in 2001.

Kehoe earned a bachelor's degree in business administration from Miami and an associate's degree in general studies from Laney J.C. in 1979.

KEHOE FILE

PERSONAL

Full name Arthur Kehoe Jr.
Age 55
Hometown Conshohocken, Pa
Family wife Dee; son Jake; daughter Madison

EDUCATION

College Miami, 1982 (B.A., Business Administration)

PLAYING EXPERIENCE

1977-78 Laney Junior College
1979-80 Miami

PLAYER HONORS

- Two-year letterwinner, offensive captain at Miami (1979-80)

COACHING EXPERIENCE

1981 Student Assistant, University of Miami
1982-84 Graduate Assistant, University of Miami
1985-91 Offensive Line Assistant, University of Miami
1992-94 Tight Ends / Offensive Line Assistant, University of Miami
1995 Interim Coach, University of Miami
1995-2001 Offensive Line, University of Miami
2002-05 Assistant Head Coach / Offensive Line, University of Miami
2006-07 Assistant Head Coach / Offensive Line, Ole Miss
2008-10 Offensive Line, UFL California Redwoods
2011-present Offensive Line, University of Miami

BOWL EXPERIENCE (ALL WITH MIAMI)

AS PLAYER (1)

1981 Peach Bowl

AS COACH (20)

1984 Orange Bowl
1985 Fiesta Bowl
1986 Sugar Bowl
1987 Fiesta Bowl
1988 Orange Bowl
1989 Orange Bowl
1990 Sugar Bowl
1991 Cotton Bowl
1992 Orange Bowl
1993 Sugar Bowl
1994 Fiesta Bowl
1995 Orange Bowl
1996 Carquest Bowl
1998 Micron PC Bowl
2000 Gator Bowl
2001 Sugar Bowl
2002 Rose Bowl
2003 Fiesta Bowl
2004 Orange Bowl
2005 Peach Bowl

COACHING ACCOMPLISHMENTS

- Produced seven players (Eric Winston in 2005, Brett Romberg in 2002, Bryant McKinnie in 2001, Joaquin Gonzalez in 2000, Richard Mercier in 1999, K.C. Jones in 1996 and Leon Searcy in 1991) who received first-team All-America honors, plus 20 more that went on to play professionally, 15 all-conference honorees, one Outland Trophy winner and the 2002 Rimington Award winner
- On the staff of all five UM football national championship teams
- Inducted into the University of Miami Athletic Hall of Fame in 2002 and Laney J.C. Athletic Hall of Fame in 2001

PROMINENT PLAYERS COACHED

- Leon Searcy (Miami); First-round draft selection by Pittsburgh Steelers; 1999 Pro-Bowl selection
- Brett Romberg (Miami); 2002 Rimington Trophy winner; first-team All-American; Atlanta Falcons
- Bryant McKinnie (Miami); 2001 Outland Trophy winner; first-round selection (No. 7 overall) by Minnesota Vikings
- Joaquin Gonzalez (Miami); First-team All-American; Drafted by the Cleveland Browns
- Vernon Carey (Miami); All-American; First-round draft pick by Miami Dolphins



GEORGE McDONALD

Passing Game Coordinator / Wide Receivers
 Illinois, 1999

George McDonald enters his second season as the Hurricanes' wide receivers coach. McDonald tutored junior Tommy Streeter to a break-out season in his first year in Coral Gables. Streeter finished the 2011 campaign with 46 receptions and 811 yards. His yardage total was good for fifth-best in the ACC. The 6-5 speedster's 17.6 average yards per catch led conference receivers with at least 40 receptions.

The 36-year old helped guide senior Travis Benjamin's climb up the UM all-time records book in receiving yards and receptions. Benjamin is the sixth all-time leader with 2,146 career receiving yards and sixth all-time receptions leader with 131 career catches.

McDonald has groomed 10 wide receivers who have developed into NFL players, including Greg Jennings of the Green Bay Packers. In addition, he tutored Braylon Edwards, Josh Cribbs, Brian Robiskie and Mohamed Massaquoi of the Cleveland Browns during his time in the NFL.

McDonald spent the 2009 and 2010 seasons as the Cleveland Browns' wide receivers coach. He first joined the Cleveland staff as offensive quality control coach on February 11, 2009 and was quickly promoted to wide receivers coach on May 6, 2009. He previously spent nine seasons as an assistant on the collegiate level, including two seasons as the wide receivers coach at the University of Minnesota.

In 2008, McDonald played an integral role in helping junior wide receiver Eric Decker to his most productive season as a Gopher, as he set a school record with 84 receptions, eclipsed the 1,000-yard receiving mark (1,074) and earned a first-team All-Big Ten honors.

Before arriving at Minnesota, McDonald spent the 2005-06 seasons at Western Michigan, where he worked with current Green Bay Packer Jennings. In McDonald's first season with the Broncos, Jennings was named 2005 MAC Offensive Player of the Year, MAC co-MVP (Vern Smith Award) and was a Biletnikoff

COACHING STAFF

Award semifinalist after setting program records for career receptions, receiving touchdowns and all-purpose yards.

Prior to his stint at Western Michigan, McDonald served as tight ends coach at Stanford (2004) where he tutored tight end Alex Smith, who was a finalist for the Mackey Award as the nation's top tight end that year and went on to be drafted by Tampa Bay in the third round of the 2005 Draft. McDonald was the wide receivers coach at Northern Illinois from 2001-2003 where during that time, the Huskies rose to No. 12 in the BCS rankings. In his first season at NIU, one of his receivers, Darrell Hill, was named Second-Team All-MAC and was selected in the seventh round of the NFL Draft by the Tennessee Titans.

McDonald has also gained valuable NFL experience from minority internships during training camps with the New York Jets (2004, 2006), Chicago (2005) and Tampa Bay (2007).

The Buena Park, Calif., native began his coaching career as a graduate assistant at Ball State University in 2000 after lettering four seasons as a receiver at Illinois (1995-98), where he finished with 59 career receptions and 589 yards.

As a kickoff returner, McDonald produced 1,276 yards on 57 returns in four games. A two-sport athlete, McDonald also ran track as a freshman and senior, earning All-Big Ten honors during his senior campaign with a school-record 6.74 mark in the 60 meters to claim the conference title.

McDONALD FILE

PERSONAL

Full name George McDonald
Age 36
Hometown Buena Park, Calif.

EDUCATION

College Illinois, 1999 (B.S., Health Planning and Administration)

PLAYING EXPERIENCE

1995-98 Illinois

PLAYER HONORS

- Four-year letterwinner as a receiver at Illinois (1995-98)
- Earned All-Big Ten honors in track & field and set a school-record time of 6.74 in the 60-meter dash

COACHING EXPERIENCE

2000 Graduate Assistant, Ball State
2001 (Spring) Wide Receivers, Bucknell
2001-03 Wide Receivers, Northern Illinois
2004 Tight Ends / Wide Receivers, Stanford
2005-06 Offensive Coordinator / Wide Receivers, Western Michigan
2007-08 Wide Receivers, Minnesota
2009-10 Wide Receivers, Cleveland Browns
2011 Wide Receivers, Miami
2012 Passing Game Coordinator / Wide Receivers, Miami

BOWL EXPERIENCE

2007 International Bowl (Minnesota)
2008 Insight Bowl (Minnesota)

COACHING ACCOMPLISHMENTS

- Tutored Stanford tight end Alex Smith, who was a finalist for the Mackey Award as the nation's top tight end
- Current Green Bay Packers receiver Greg Jennings was named 2005 MAC Offensive Player of the Year, MAC co-MVP (Vern Smith Award) and was a Biletnikoff Award semifinalist under McDonald's tutelage

PROMINENT PLAYERS COACHED

- Greg Jennings (Green Bay Packers)
- Eric Decker (Denver Broncos)
- Alex Smith, TE (Tampa Bay Buccaneers)
- P.J. Fleck (San Francisco 49ers)
- Danny Sheridan (Indianapolis Colts)
- Mike Turner (San Diego Chargers)
- Darrell Hill (Tennessee Titans)
- Tony Scheffler (Denver Broncos)
- Ernie Wheelwright (Baltimore Ravens)
- Braylon Edwards (Cleveland Browns)



PAUL WILLIAMS

Defensive Backs
Delaware, 1996

Paul Williams, who has 16 seasons of collegiate coaching experience, is in his second year as the University of Miami's defensive backs coach. Williams' unit helped the Canes to a No. 21 ranking in the nation in scoring defense, holding opponents to an average of 20.08 points per game.

Prior to arriving in Coral Gables, Williams spent five seasons as defensive backs coach at Temple University under Al Golden.

Williams' defensive backs helped lead Temple to a successful 2010 campaign, finishing 8-4 and 5-3 in the Mid-American Conference. Standout defensive back Jaiquawn Jarrett garnered All-MAC first-team honors for the second year in a row, headlining a group of four defensive players earning all-conference accolades. Jarrett was a second-round NFL draft pick by the Philadelphia Eagles.

In 2009, Williams had a plethora of defensive backs, helping TU win a single-season record nine consecutive games en route to a 9-3 overall record and first-place tie in the MAC East. A school record eight defensive players were named All-MAC, including two defensive backs. Jarrett garnered first-team honors, while senior captain Dominique Harris was a third-team honoree.

In 2008, the Owl defense helped Temple to the team's most wins most since 1990 and a second-place finish in the MAC East. Facing five opponents that went on to postseason play, the Owls persevered to new heights.

During its inaugural season of MAC play in 2007, Temple defense continued its success. TU led the MAC in five defensive statistical categories, including red-zone defense which also ranked first nationally. Williams saw DB Harris earn All-MAC honors as a sophomore in 2007.

A native of Newark, Del., Williams arrived in Owl Country after coaching safeties at Western Michigan.

In 2005, the defensive backfield at Western Michigan was comprised of four freshmen, a sophomore and one junior. Despite the inexperience, the Broncos ranked among the MAC's best with 15 interceptions and 24 pass break-ups. Safety Louis Delmas was named a Freshman All-American by CollegeFootballNews.com, as the team posted a 7-4 record, marking a tremendous turnaround for the program's history. The Broncos had a 1-10 record in 2004.

Prior to his arrival in Kalamazoo, Williams spent the previous six seasons at his alma mater, the University of Delaware, coaching the secondary (2001-04), wide receivers (1999-00) and special teams. In 2003, he helped the Blue Hens to a 15-1 record and an NCAA Division I-AA National Championship. Numerous

COACHING STAFF

players under Williams' direction not only earned Atlantic-10, but national honors as Delaware captured league titles three times during his tenure. Sidney Haugabrook was a four-time all-conference honoree and was named a first-team AFCA and Walter Camp All-American as a senior in 2004. Defensive backs Mike Adams and Ricardo Walker; placekickers Brad Shushman and Scott Collins; return specialist Brett Veach; as well as punters Ryan Bleiler and Chris Steiner were all named to all-league teams under Williams. Adams, a nine-year NFL veteran, is in his first season as a free safety for the Denver Broncos following five seasons with the Cleveland Browns.

Williams began his coaching career as an assistant defensive line coach at Lafayette College in 1996. He then coached two seasons (1997-98) at the University of Pennsylvania, assisting the secondary and special teams.

Williams earned a bachelor's degree in physical education studies from Delaware in 1996, lettering four years and playing on two Yankee Conference championship teams. Williams recorded 189 tackles, 27 pass breakups and 10 interceptions for the Blue Hens. He set an NCAA I-AA playoff record with a 100-yard interception return against Hofstra in 1995. A multi-sport athlete, he set the school record in the indoor 200 meters and won the 200 meters at the 1993 American East Outdoor Championships.

He is married to the former Nicole Heileman. The couple has a two-year old son, Austin.



MICHEAL BARROW

**Linebackers / Special Teams Coordinator
Miami, 1992**

A five-year veteran of the Hurricanes' coaching staff, Micheal Barrow is in his sixth season as the linebackers coach and fifth as special teams coach. Barrow's tenacity — that made him one of the best in the NFL — continued to influence senior Sean Spence — the Atlantic Coast Conference's fifth-leading tackler. Spence led the Canes on defense with 106 stops on the season and finished his career with 47 tackles for loss, which ranked second among active NCAA players.

Since his return to Coral Gables, Barrow has played an integral part in the development of NFL linebackers Tavares Gooden, Darryl Sharpton, Colin McCarthy, and Spencer Adkins and the graduated Spence.

In 2011, Barrow guided freshman Denzel Perryman to a stellar first season. Perryman finished first among ACC freshmen with 69 tackles and was second on the team while earning numerous freshmen All-America honors.

A native of Homestead, Fla., Barrow helped Spence to ACC Defensive Rookie of the Year and Freshman All-America honors in 2008. Under his tutelage, Spencer Adkins was drafted in the sixth round of the 2009 NFL Draft by the Atlanta Falcons. Barrow also helped Glenn Cook to one of his best seasons on the field. Cook led the Hurricanes in tackles and along with Spence and Sharpton was among Miami's top tacklers.

In 2007, Barrow guided senior linebacker Gooden through a strong senior campaign at Miami. Gooden, a third-round pick of the Baltimore Ravens in 2008, led the Hurricanes with 119 tackles. Under Barrow's watch, junior linebacker Colin McCarthy was the fourth-leading tackler on the team.

Barrow is one of three former Hurricane players on the current UM coaching staff (Art Kehoe and Hurlie Brown). He played for the program from 1989-92. In 1992, he earned All-America honors, was the Butkus Award runner-up and finished seventh in Heisman Trophy voting. He was also the Big East Defensive Player of the Year and finished his career as the third-leading tackler in school history.

As a Hurricane, Barrow played in 45 games, starting 37 times. He made 423 total tackles, along with seven sacks, 34 tackles for loss, three interceptions, five forced fumbles and two fumble recoveries.

Barrow went on to play 13 seasons in the NFL. He was a second-round draft choice of the Houston Oilers in 1993. Barrow played for the Oilers through 1996, for the Carolina Panthers (1997-99), the New York Giants (2000-03), the Washington Redskins (2004) and the Dallas Cowboys (2005). During his NFL career, Barrow played in 173 games, making 1,133 tackles, 43 sacks and two interceptions.

After retiring from pro football, Barrow served as the assistant head coach and defensive coordinator at Homestead High School, his alma mater, during the 2006 season. He was inducted into the UM Sports Hall of Fame in 2005. He is an ordained Christian minister. Barrow and his wife, Shelley, have a daughter, Mikenzi (9), and sons, Kaleb (8) and John Micheal (3).

WILLIAMS FILE

PERSONAL

Full name Paul Williams
Age 41
Hometown Newark, Del.
Family wife Nicole; son Austin

EDUCATION

College Delaware, 1996 (B.A., Physical Education)

PLAYING EXPERIENCE

1992-95 Delaware

PLAYER HONORS

- Four-year letterman as University of Delaware defensive back
- Set NCAA I-AA playoff record with a 100-yard interception return against Hofstra in 1995
- Played on two Yankee Conference championship teams
- A multi-sport athlete, he set the school record in the indoor 200 meters and won the 200 meters at the 1993 American East Outdoor Championships

COACHING EXPERIENCE

1996 Assistant Defensive Line, Lafayette College
1997-98 Assistant Secondary / Special Teams, Pennsylvania
1999-2000 Wide Receivers / Special Teams, Delaware
2001-04 Secondary / Special Teams, Western Michigan
2005-06 Safeties, Western Michigan
2006-10 Defensive Backs, Temple
2011-present Defensive Backs, Miami

BOWL EXPERIENCE

2009 EagleBank Bowl (Temple)

PROMINENT PLAYERS COACHED

- Dominique Harris (Tampa Bay Buccaneers)
- Louis Delmas (Detroit Lions)
- Mike Adams (Cleveland Browns)
- Jaiquaun Jarrett (Philadelphia Eagles)

COACHING STAFF

BARROW FILE

PERSONAL

Full name Micheal Barrow
Age 42
Hometown Homestead, Fla.
Family wife Shelley; daughter Mikenzi; sons Kaleb and John Micheal

EDUCATION

College Miami, 1992 (B.S., Accounting)

PLAYING EXPERIENCE

1988-92 Miami
1993-96 Houston Oilers
1997-99 Carolina Panthers
2000-03 New York Giants
2004 Washington Redskins
2005 Dallas Cowboys

PLAYER HONORS

- Starting linebacker on national championship teams at Miami in 1989 and 1991
- All-America as a senior in 1992
- Seventh in voting for the Heisman Trophy in 1992
- Second-round draft choice of the Houston Oilers in 1993

COACHING EXPERIENCE

2006 Defensive Coordinator, Homestead (Fla.) High School
2008-present Linebackers / Special Teams Coordinator, Miami

BOWL EXPERIENCE

AS PLAYER (5)

1989 Orange Bowl (Miami)
1990 Sugar Bowl (Miami)
1991 Cotton Bowl (Miami)
1992 Orange Bowl (Miami)
1993 Sugar Bowl (Miami)

AS COACH (3)

2008 Emerald Bowl (Miami)
2009 Champs Sports Bowl (Miami)
2010 Hyundai Sun Bowl (Miami)

COACHING ACCOMPLISHMENTS

- Helped linebacker Sean Spence to ACC Defensive Rookie of the Year and Freshman All-America honors in 2008



DJ HERNANDEZ

**Graduate Assistant / Offense
 Connecticut, 2008**

DJ Hernandez is in his first season as an offensive graduate assistant after serving as the quarterbacks coach at Brown University in 2011. Hernandez will assist in all offensive efforts, but will spend much of his time coaching the wide receivers and assisting wide receivers coach George McDonald.

Before his time at Brown, Hernandez was the head coach at Southington High School (Conn.) from May 2010 to April 2011. Hernandez has also served in a variety of capacities as a player and coach for The Carinthian Black Lions (Klagenfurt, Austria).

Hernandez was a two-year captain at Connecticut where he played quarterback and receiver from 2004-09. During his time at UConn, Hernandez earned a bachelor's degree in human development and family studies in 2008 and his master's degree in school counseling in 2011.



PHILLIP EISENSTEIN

**Graduate Assistant / Defense
 Arizona State, 2008**

Phillip Eisenstein is in his second season as the defensive graduate assistant for the Miami Hurricanes. Eisenstein came to UM with an eclectic coaching background that includes experience in both football and the martial arts.

Prior to arriving in Coral Gables, Eisenstein spent two seasons (2009-10) as a video assistant for the NFL's Cleveland Browns.

A native of Atlantic City, N.J., Eisenstein earned a bachelor's degree in physical education from Arizona State in 2008. While at ASU, he served as a defensive undergraduate assistant for the Sun Devils for all four years.

He began his coaching career as a volunteer assistant coach during the summers (2005-08) at Atlantic City High School and also held internships with the New England Patriots in 2008 and the Atlantic City Card Sharks of National Indoor Football League in 2004.

Eisenstein is a black belt in karate.

SUPPORT STAFF



DON CORZINE

**Director of Operations
Indiana, 1999**

Former Arizona Cardinals scout Don Corzine is in his first year as the Director of Operations for the University of Miami football program.

Corzine spent the previous seven years with the Arizona Cardinals and was the organization's east coast scout for the last four years. He joined the organization in June 2005 as its northeast scout.

Prior to his jump to the NFL, Corzine served as the Director of Football Operations at UConn from 2000-2005 under current Maryland Terrapins head coach Randy Edsall. While at UConn, Corzine was responsible for coordinating team travel, pre-season camp and player housing. He also designed and implemented a recruiting evaluation system, while organizing and coordinating clinics and recruiting visits.

Before being named Director of Football Operations at UConn, he was an assistant coach and recruiting coordinator for the Huskies. During his six-year tenure in Storrs, Conn., he directed the Randy Edsall Football Camp; he organized and administered housing, budgeting and scheduling for the camp, while also hiring and assigning camp staff.

A native of Massillon, Ohio, Corzine graduated from Indiana University in 1998 with a bachelor's degree in sport management. Following graduation, he spent eight months as a graduate assistant at Ball State.



RYAN McNAMEE

**Director of Player Development
Gettysburg, 1999**

Ryan McNamee is in his second season as Director of Player Development for Miami. The Philadelphia native assists head coach Al Golden and director of football operations Don Corzine in developing, organizing and executing strategies to maintain the day-to-day operations of the football program. McNamee is directly responsible for the annual bone marrow drive, the Al Golden Football Camps, walk-on tryout coordinator and serves as the liaison to the NFL scouts.

McNamee came to Coral Gables after spending four seasons at Temple. He joined the Temple staff in 2007 as the assistant director of football operations before being promoted to Director of Player Development where he spent the last three seasons.

A four-year varsity football letterwinner at Gettysburg College, he brings 1s seasons of coaching and administrative experience to the 2012 campaign.

While at Temple, McNamee was responsible for the coordination of the Al Golden Football Camp, Owl Honor Roll, Team Accountability (TAP), and Owl Outreach programs, which flourished under his direction. As the Owls' community service liaison, McNamee, in conjunction with the National Marrow Donor Program and Temple Fox Chase Bone Marrow Transplant

Program, directed the inaugural Temple University Marrow Donor Drive, which added 630 new participants to the National Marrow Donor List, setting a new record for signees through the college/university recruitment program. The football team also set new records by accumulating more than 1,000 hours of community service consecutively during the 2007, 2008, 2009 & 2010 academic years. The Owls also received numerous team and individual awards under McNamee's guidance, including The Temple Athletics T.E.A.M. Award (2009, 2010), the Robert P. Levy Community Service Award (2009), Wuerffel Trophy Finalist (Dominique Harris, 2009) and AFCA Good Works Team Member (Amara Kamara, 2010). McNamee also served as the Owls' pro liaison and walk-on tryout coordinator, while assisting with recruiting and special teams.

Prior to arriving at Temple, McNamee served as director of recruiting and special projects at Villanova. He joined head coach Andy Talley's staff in the summer of 2004. With the Wildcats, he was instrumental in assisting with the team's office, recruiting, video, game day, academic advisement, and summer camp operations. He arrived at VU after working as an assistant football and baseball coach at his alma mater during the 2003-04 academic year.

McNamee earned a bachelor's degree in health and physical science from Gettysburg in May 1999 and played outside linebacker and tight end for the Bullets. He later received a master's degree in health and physical education from Adams State College (Colo.) in December 2000.

In Alamosa (Colo.), he served as an assistant football coach, instructing the Adams State Grizzlies running backs for two seasons. McNamee then returned to the Delaware Valley as a health and physical education teacher at Kinsey Elementary School in Philadelphia from 2001 to 2003.

McNamee is a graduate of Father Judge High School, where he captained the football squad. He and wife Valerie have two sons, Daniel (13) and Logan (2).

SUPPORT STAFF



HURLIE BROWN

Senior Football Operations Coordinator
Miami, 1992

Hurlie Brown is in his second season as the senior football operations coordinator. He is responsible for community outreach and recruiting official visits among other administrative duties.

Brown, a standout safety for the Hurricanes from 1988-91, returns to where his coaching career began. After winning two national titles under Jimmy Johnson and Dennis Erickson, Brown began his professional career as a graduate assistant under Erickson for the 1992 season.

The Merritt Island, Fla., native returns to Miami from Louisiana-Lafayette where he served as the Ragin' Cajuns' secondary coach. He joined Rickey Bustle's ULL staff after serving as defensive backs coach at Florida International from 2001-06.

Brown was signed as a free agent in 1992 by the Redskins and signed as a free agent with the 49ers the next season. He later went to play for the Sacramento Gold Miners, San Antonio Texans and the Montreal Alouettes of the Canadian Football League from 1993-97.

Following his CFL career, he joined the coaching ranks working at Dillard High School in Fort Lauderdale in May 1998. In May 1999, he returned to his prep alma mater, Merritt Island High School, serving as special teams coordinator/defensive backs coach before joining FIU in 2001.

At FIU, he planned, organized and executed all facets of the defensive backs position. He assisted in the foundation, organization and subsequent development of the Golden Panthers transition to a Division I football program.

Brown then teamed with current Cajuns defensive coordinator Kevin Fouquier to help revamp FIU's defense in 2006. FIU's fourth-ranked pass defense, up from 52nd in 2005, led the Sun Belt Conference and was bested by only Virginia Tech, Wisconsin and Louisiana State. In addition, the Golden Panthers led the nation in tackles for loss.

Brown is married to Tawny and the couple resides in Miami.



MATT DOHERTY
Assistant Director
Football Operations



ROB MESSINGER
Coordinator
Football Operations



LINDSAY BOHLEN
Coordinator
Football Operations



VINNIE SCAVO
Head Athletic Trainer



ANDREU SWASEY
Head Coach
Strength & Conditioning



COLS COLAS
Assistant Coach
Strength & Conditioning



VICTOR ISHMAEL
Assistant Coach
Strength & Conditioning



BOBBY REVILLA
Equipment Manager



MYRNA SCHNEIDER
Administrative Assistant
to head coach

2011 STATISTICS

RESULTS

6-6 (3-5, ACC - 5th, Coastal)

DATE	UM	OPP	OPPONENT	W/L	SCORE	ATT
Sept. 5	—	—	• at Maryland	L	24-32	52,875
Sept. 17	—	17	Ohio State	W	24-6	66,279
Sept. 24	—	—	Kansas State	L	24-28	43,786
Oct. 1	—	—	Bethune-Cookman	W	45-14	40,387
Oct. 8	—	21	• at Virginia Tech	L	35-38	66,233
Oct. 15	—	—	• at North Carolina	W	30-24	60,000
Oct. 22	—	20	• Georgia Tech	W	24-7	43,716
Oct. 27	—	—	• Virginia	L	21-28	40,403
Nov. 5	—	—	• Duke	W	49-14	62,053
Nov. 12	—	—	• at Florida State	L	19-23	82,322
Nov. 19	—	—	• at USF	W	6-3	57,572
Nov. 25	—	—	• Boston College	L	17-24	43,952

TEAM STATISTICS

	UM	OPP
SCORING	318	241
Points Per Game	26.5	20.1
FIRST DOWNS	220	236
Rushing	85	109
Passing	118	118
Penalty	17	9
RUSHING YARDAGE	1748	1943
Yards gained rushing	2000	2202
Yards lost rushing	252	259
Rushing Attempts	398	473
Average Per Rush	4.4	4.1
Average Per Game	145.7	161.9
TDs Rushing	18	8
PASSING YARDAGE	2785	2376
Comp- Att-Int	222-339-11	209-315-6
Average Per Pass	8.2	7.5
Average Per Catch	12.5	11.4
Average Per Game	232.1	198.0
TDs Passing	21	16
TOTAL OFFENSE	4533	4319
Total Plays	737	788
Average Per Play	6.2	5.5
Average Per Game	377.8	359.9
KICK RETURNS: #-Yards	43-915	55-1022
PUNT RETURNS: #-Yards	11-121	18-197
INT RETURNS: #-Yards	6-74	11-144
KICK RETURN AVERAGE	21.3	18.6
PUNT RETURN AVERAGE	11.0	10.9
INT RETURN AVERAGE	12.3	13.1
FUMBLES-LOST	17-8	22-9
PENALTIES-Yards	69-508	62-484
Average Per Game	42.3	40.3
PUNTS-Yards	48-2051	54-2147
Average Per Punt	42.7	39.8
Net punt average	37.4	36.0
TIME OF POSSESSION/Game	29:24	30:36
3RD-DOWN Conversions	63/148	67/162
3rd-Down Pct	43%	41%
4TH-DOWN Conversions	8/17	8/16
4th-Down Pct	47%	50%
SACKS BY-Yards	24-127	19-128
MISC YARDS	0	0
TOUCHDOWNS SCORED	41	28
FIELD GOALS-ATTEMPTS	11-14	15-20
ON-SIDE KICKS	0-1	1-2
RED-ZONE SCORES	(34-41) 83%	(31-43) 72%
RED-ZONE TOUCHDOWNS	(27-41) 66%	(17-43) 40%
PAT-ATTEMPTS	(39-39) 100%	(26-26) 100%
ATTENDANCE	340576	319002
Games/Avg Per Game	7/48654	5/63800

SCORE BY QUARTERS	1Q	2Q	3Q	4Q	OT	Total
Miami	72	90	52	104	0	318
Opponents	45	94	40	62	0	241

RUSHING

	G	ATT	GAIN	LOSS	NET	AVG	TD	LG	YPG
Lamar Miller	12	227	1335	63	1272	5.6	9	79	106.0
Mike James	12	72	286	11	275	3.8	7	32	22.9
Jacory Harris	11	53	224	136	88	1.7	0	28	8.0
Eduardo Clements	12	15	82	0	82	5.5	1	22	6.8
Maurice Hagens	12	7	21	0	21	3.0	0	5	1.8
Travis Benjamin	11	8	28	9	19	2.4	0	9	1.7
Stephen Morris	5	11	24	26	-2	-0.2	1	13	-0.4
Spencer Whipple	12	1	0	2	-2	-2.0	0	0	-0.2
TEAM	7	4	0	5	-5	-1.2	0	0	-0.7
TOTAL	12	398	2000	252	1748	4.4	18	79	145.7
OPPONENTS	12	473	2202	259	1943	4.1	8	47	161.9

PASSING

	G	EFF	C-A-I	PCT	YDS	TD	LG	AVG/G
Jacory Harris	11	150.61	195-300-9	65.0	2486	20	77	226.0
Stephen Morris	5	123.71	26-37-2	70.3	283	0	37	56.6
Phillip Dorsett	12	564.40	1-1-0	100.0	16	1	16	1.3
TEAM	7	0.00	0-1-0	0.0	0	0	0	0.0
TOTAL	12	148.45	222-339-11	65.5	2785	21	77	232.1
OPPONENTS	12	142.66	209-315-6	66.3	2376	16	78	198.0

RECEIVING

	G	NO	YDS	AVG	TD	LG	AVG/G
Tommy Streeter	12	46	811	17.6	8	57	67.6
Travis Benjamin	11	41	609	14.9	3	77	55.4
Allen Hurns	12	31	415	13.4	4	41	34.6
Clive Walford	12	18	172	9.6	1	25	14.3
Lamar Miller	12	17	85	5.0	1	16	7.1
Eduardo Clements	12	14	163	11.6	0	24	13.6
Phillip Dorsett	12	14	147	10.5	1	31	12.2
LaRon Byrd	12	11	125	11.4	1	25	10.4
Chase Ford	12	9	88	9.8	1	33	7.3
Mike James	12	9	80	8.9	1	36	6.7
Maurice Hagens	12	6	57	9.5	0	18	4.8
Kendal Thompkins	12	3	21	7.0	0	14	1.8
Asante Cleveland	8	1	6	6.0	0	6	0.8
John Calhoun	12	1	4	4.0	0	4	0.3
Rashawn Scott	6	1	2	2.0	0	2	0.3
TOTAL	12	222	2785	12.5	21	77	232.1
OPPONENTS	12	209	2376	11.4	16	78	198.0

TOTAL OFFENSE

	G	PLAYS	RUSH	PASS	TOTAL	AVG/G
Jacory Harris	11	353	88	2486	2574	234.0
Lamar Miller	12	227	1272	0	1272	106.0
Stephen Morris	5	48	-2	283	281	56.2
Mike James	12	72	275	0	275	22.9
Eduardo Clements	12	15	82	0	82	6.8
Maurice Hagens	12	7	21	0	21	1.8
Travis Benjamin	11	8	19	0	19	1.7
Phillip Dorsett	12	1	0	16	16	1.3
Spencer Whipple	12	1	-2	0	-2	-0.2
TEAM	7	5	-5	0	-5	-0.7
TOTAL	12	737	1748	2785	4533	377.8
OPPONENTS	12	788	1943	2376	4319	359.9

2011 STATISTICS

SCORING

	TD	FGs	PAT	RUSH	RCV	PASS	DXP	SAF	PTS
Jake Wieclaw	—	11-14	39-39	—	—	—	—	—	72
Lamar Miller	10	—	—	—	—	—	—	—	60
Mike James	8	—	—	—	—	—	—	—	48
Tommy Streeter	8	—	—	—	—	—	—	—	48
Allen Hurns	4	—	—	—	—	—	—	—	24
Travis Benjamin	3	—	—	—	—	—	—	—	18
Chase Ford	1	—	—	—	—	—	—	—	6
Stephen Morris	1	—	—	—	—	—	—	—	6
Phillip Dorsett	1	—	—	—	—	—	—	—	6
JoJo Nicolas	1	—	—	—	—	—	—	—	6
Clive Walford	1	—	—	—	—	—	—	—	6
Eduardo Clements	1	—	—	—	—	—	—	—	6
LaRon Byrd	1	—	—	—	—	—	—	—	6
Kelvin Cain	1	—	—	—	—	—	—	—	6
Jacory Harris	—	—	—	—	—	0-1	—	—	0
TEAM	—	—	—	0-1	—	—	—	—	0
TOTAL	41	11-14	39-39	0-1	—	0-1	—	—	318
OPPONENTS	28	15-20	26-26	—	1	1-2	—	—	241

PUNT RETURNS

	NO	YDS	AVG	TD	LG
Travis Benjamin	11	121	11.0	0	44
TOTAL	11	121	11.0	0	44
OPPONENTS	18	197	10.9	1	83

KICK RETURNS

	NO	YDS	AVG	TD	LG
Travis Benjamin	25	592	23.7	0	54
Lamar Miller	7	162	23.1	0	34
Phillip Dorsett	4	82	20.5	0	22
Davon Johnson	2	45	22.5	0	24
TEAM	1	0	0.0	0	0
A.J. Highsmith	1	0	0.0	0	0
Denzel Perryman	1	0	0.0	0	0
Maurice Hagens	1	7	7.0	0	7
Brandon McGee	1	27	27.0	0	27
TOTAL	43	915	21.3	0	54
OPPONENTS	55	1022	18.6	0	39

INTERCEPTIONS

	NO	YDS	AVG	TD	LG
JoJo Nicolas	2	0	0.0	0	0
Ray-Ray Armstrong	1	0	0.0	0	0
Brandon McGee	1	15	15.0	0	15
Vaughn Telemaque	1	0	0.0	0	0
Kelvin Cain	1	59	59.0	1	59
TOTAL	6	74	12.3	1	59
OPPONENTS	11	144	13.1	2	54

FUMBLE RETURNS

	NO	YDS	AVG	TD	LG
Nathan Gholston	1	2	2.0	0	2
JoJo Nicolas	0	0	0.0	1	0
TOTAL	1	2	2.0	1	2
OPPONENTS	3	34	11.3	1	30

ALL-PURPOSE YARDS

	G	RUSH	REC	PR	KR	IR	TOT	AVG/G
Lamar Miller	12	1272	85	0	162	0	1519	126.6
Travis Benjamin	11	19	609	121	592	0	1341	121.9
Tommy Streeter	12	0	811	0	0	0	811	67.6
Allen Hurns	12	0	415	0	0	0	415	34.6
Mike James	12	275	80	0	0	0	355	29.6
Eduardo Clements	12	82	163	0	0	0	245	20.4
Phillip Dorsett	12	0	147	0	82	0	229	19.1
Clive Walford	12	0	172	0	0	0	172	14.3
LaRon Byrd	12	0	125	0	0	0	125	10.4
Chase Ford	12	0	88	0	0	0	88	7.3
Jacory Harris	11	88	0	0	0	0	88	8.0
Maurice Hagens	12	21	57	0	7	0	85	7.1
Kelvin Cain	9	0	0	0	0	59	59	6.6
Davon Johnson	10	0	0	0	45	0	45	4.5
Brandon McGee	12	0	0	0	27	15	42	3.5
Kendal Thompkins	12	0	21	0	0	0	21	1.8
Asante Clevelan	8	0	6	0	0	0	6	0.8
John Calhoun	12	0	4	0	0	0	4	0.3
Rashawn Scott	6	0	2	0	0	0	2	0.3
Spencer Whipple	12	-2	0	0	0	0	-2	-0.2
Stephen Morris	5	-2	0	0	0	0	-2	-0.4
TEAM	7	-5	0	0	0	0	-5	-0.7
TOTAL	12	1748	2785	121	915	74	5643	470.2
OPPONENTS	12	1943	2376	197	1022	144	5682	473.5

PUNTING

	NO	YDS	AVG	LG	TB	FC	I20	50+	BLK
Dalton Botts	48	2051	42.7	62	3	19	11	11	0
TOTAL	48	2051	42.7	62	3	19	11	11	0
OPPONENTS	54	2147	39.8	66	4	18	18	8	0

FIELD GOALS

	FG	PCT	0-19	20-29	30-39	40-49	50-99	LG	BLK
Jake Wieclaw	11-14	78.6	0-0	3-3	5-5	3-6	0-0	49	1

FIELD GOAL SEQUENCE

	MIAMI	OPPONENTS
Maryland	(30)	(24),(29),(28),23,(32)
Ohio State	(25)	(22),(24)
Kansas State	(39)	46
Bethune-Cookman	(30)	38
Virginia Tech	—	(28)
North Carolina	(41),(43),(28)	(20)
Georgia Tech	47,(39)	—
Virginia	40	(22),(24),32
Duke	—	—
Florida State	—	(37),37,(21),(38)
USF	(26),41,(36)	(42)
Boston College	(49)	(30)

KICKOFFS

	NO	YDS	AVG	LG	OB	RET	NET	YDLN
Jake Wieclaw	60	3900	65.0	4	1			
Dalton Botts	1	21	21.0	0	1			
TOTAL	61	3921	64.3	4	2	18.6	46.2	23
OPPONENTS	53	3384	63.8	9	2	21.3	43.2	26

2011 STATISTICS

DEFENSIVE STATISTICS

	GP	UA	AT	TT	TFL-YDS	SACK-YDS	INT-YDS	PBU	QBH	FR-YDS	FF	BLK	SAF
Sean Spence	11	54	52	106	14.0-39	3.0-23	.	1	.	.	1	.	.
Denzel Perryman	12	47	22	69	6.5-13	1.0-3	.	.	1	.	2	.	.
JoJo Nicolas	12	37	29	66	2.5-3	.	2-0 1	.	1-0 1
Vaughn Telemaque	12	36	23	59	0.5-1	.	1-0 1	.	1-0
James Gaines	12	24	34	58	3.0-7	.	.	1
Micanor Regis	11	19	22	41	6.5-20	2.0-5	.	4	1
Anthony Chickillo	12	15	23	38	6.5-25	5.0-20	.	.	1	1-0 1	.	.	.
Brandon McGee	12	25	13	38	2.5-11	1.0-8	1-15	2
Marcus Robinson	12	22	15	37	7.5-32	5.0-27	.	2	1	.	2	.	.
Ray-Ray Armstrong	7	20	14	34	0.5-1	.	1-0	2	.	1-0	.	.	.
Mike Williams	12	20	9	29	2.0-6	.	.	3	.	1-0	.	.	.
Andrew Smith	12	15	9	24	2.0-3	.	.	.	1
Darius Smith	12	14	7	21	3.0-12	1.0-3	.	1
Kelvin Cain	9	15	5	20	.	.	1-59	.	.	.	1	.	.
Jordan Futch	9	9	11	20	2.0-9	1.0-8	.	2	1	1-0	.	.	.
Adeiwale Ojomo	11	9	10	19	3.5-14	1.5-10	.	1	1	.	1	.	.
Ramon Buchanan	4	11	7	18	2.0-5	1	.
Olivier Vernon	6	15	3	18	3.5-9	1.5-5	.	.	.	1-0	1	.	.
Lee Chambers	9	11	4	15	.	.	.	1
Thomas Finnie	11	10	4	14	1.0-4	.	.	1
A.J. Highsmith	11	8	4	12
Andrew Swasey	12	6	5	11	.	.	.	1
Curtis Porter	2	5	5	10	1.0-3
Kendal Thompkins	12	8	1	9
Eduardo Clements	12	7	2	9
Shayon Green	4	4	3	7	0.5-1
Tyrone Cornileus	9	4	3	7
Nantambu Fentress	7	5	1	6
Marcus Forston	3	3	2	5	1.0-6	1.0-6	1	.	.
Nathan Gholston	8	2	2	4	1-2	.	.	.
Gianni Paul	7	1	3	4
Olsen Pierre	7	3	1	4	0.5-0
Davon Johnson	10	2	1	3
Mike James	12	2	1	3	1	.	.
Kacy Rodgers	10	2	1	3	1.0-1
Jon Feliciano	10	2	.	2
Phillip Dorsett	12	.	2	2
Jake Wieclaw	12	2	.	2
LaRon Byrd	12	2	.	2
Jordan Tolson	1	1	.	1
Chris Dunckel	2	1	.	1
Ben Bruneau	2	1	.	1
Sean Harvey	1	1	.	1
John Calhoun	12	1	.	1
Shane McDermott	10	.	1	1
Chris Ivory	12	.	1	1
Allen Hurns	12	1	.	1
Dalton Botts	12	.	1	1
Lamar Miller	12	1	.	1
TEAM	7	1-0	.	.	.
TOTAL	12	503	356	859	73-225	24-127	6-74	24	7	9-2	12	1	.
OPPONENTS	12	449	246	695	59-224	19-128	11-144	37	11	7-34	9	1	.

2011 STATISTICS

2011 STATISTICS

GAME-BY-GAME TEAM STATISTICS

GAME	FINAL SCORE	QUARTERS				1ST DOWNS R-P-PE TOT	RUSHING NO-YDS-TD	PASSING C-A-I YDS TD	TOT OFF ATT-YDS	PUNTS NO-AVG	PENALTY NO-YDS	3RD DNS	4TH DNS	RED ZONE	SACKS NO-YDS	FIELD GOALS	POSSESSION TIME								
		1	2	3	4												OT	1	2	3	4	TOT			
Miami	24	0	14	7	3	8-8-2	18	40-172-3	19-28-2	195	0	68-367	2-38.5	3-2	10-65	6-13	1-3	3-3	0-0	1-1	7:06	7:36	8:21	10:04	33:07
at Maryland	32	7	13	3	9	9-19-0	28	34-151-0	31-44-1	348	1	78-499	1-48.0	0-0	4-35	6-14	2-2	5-7	2-12	4-5	7:54	7:24	8:39	4:56	26:53
Miami	24	14	3	0	7	9-7-0	16	42-240-1	16-23-2	123	2	65-363	4-47.8	2-0	5-31	9-15	1-2	4-4	2-10	1-1	8:36	6:50	8:48	11:16	34:30
Ohio State	6	0	6	0	0	12-2-1	15	37-174-0	4-18-1	35	0	55-209	6-46.5	2-1	4-25	4-12	0-0	2-2	0-0	2-2	6:24	9:10	6:12	3:44	25:30
Miami	24	3	0	14	7	6-11-1	18	27-139-2	21-31-1	272	2	58-411	4-39.0	0-0	4-30	4-10	0-1	1-2	4-27	1-1	9:01	6:14	3:48	7:38	26:37
Kansas State	28	7	7	7	7	11-5-0	16	44-265-2	12-18-0	133	2	62-398	4-39.2	4-0	6-51	9-15	0-0	4-4	0-0	0-1	5:59	8:46	11:12	7:26	33:23
Miami	45	0	14	10	21	6-7-2	15	24-126-3	15-20-0	209	2	44-335	3-39.0	2-1	6-41	3-9	0-1	3-3	7-39	1-1	3:41	5:26	6:26	5:28	21:01
Bethune-Cookman	14	7	0	7	0	11-13-0	24	46-219-1	23-38-1	203	1	84-422	6-36.3	2-1	12-116	7-18	2-3	2-5	2-12	0-1	11:19	9:34	8:34	9:32	38:59
Miami	35	0	7	7	21	11-9-1	21	38-236-1	14-22-0	283	4	60-519	2-41.5	0-0	9-84	6-11	0-2	4-5	1-10	0-0	6:33	7:09	4:20	10:33	28:35
at Virginia Tech	38	7	14	3	14	11-14-1	26	38-172-2	23-25-0	310	3	63-482	2-42.0	2-1	5-35	5-10	1-1	4-5	3-16	1-1	8:27	7:51	10:40	4:27	31:25
Miami	30	17	10	0	3	2-12-1	15	27-44-0	20-30-0	267	3	57-311	5-34.2	3-1	3-19	5-14	6-14	2-2	4-23	3-3	10:08	4:38	6:13	5:29	26:28
at North Carolina	24	0	10	0	14	11-14-0	25	42-141-1	29-38-0	288	2	80-429	4-34.0	3-2	2-25	1-1	0-2	4-5	2-15	1-1	4:52	10:22	8:47	9:31	33:32
Miami	24	7	14	0	3	8-6-0	14	41-122-2	8-23-1	140	0	64-262	4-46.5	1-0	1-5	5-14	2-3	3-4	2-4	1-2	10:16	3:07	5:27	11:46	30:36
Georgia Tech	7	0	7	0	0	9-5-0	14	48-134-1	7-14-1	77	0	62-211	5-37.0	3-2	2-10	8-15	0-2	1-1	0-0	0-0	4:44	11:53	9:33	3:14	29:24
Miami	21	0	7	7	7	6-13-1	20	28-85-0	23-32-0	347	3	60-432	3-43.0	2-1	5-51	2-9	2-3	2-4	0-0	0-1	6:23	8:40	4:05	10:13	29:21
Virginia	28	7	10	3	8	10-9-2	21	42-207-0	12-21-0	263	3	63-470	3-37.3	2-0	3-18	6-15	1-1	2-3	3-17	2-3	8:37	6:20	10:55	4:47	30:39
Miami	49	14	14	7	14	12-10-2	24	39-265-4	14-21-0	202	3	60-467	2-44.5	0-0	5-36	6-9	1-1	6-6	0-0	0-0	10:08	7:44	6:19	5:52	30:03
Duke	14	0	7	7	0	7-10-1	18	33-148-1	22-32-1	194	1	85-342	3-36.7	1-1	6-30	6-14	2-4	2-3	0-0	0-0	4:52	7:16	8:41	9:08	29:57
Miami	19	0	7	0	12	8-12-4	24	36-140-2	22-34-1	243	1	70-383	5-54.8	3-2	9-55	6-14	0-0	3-4	3-17	0-0	10:08	10:15	6:01	6:20	32:44
at Florida State	23	3	14	3	3	4-8-1	13	29-63-0	17-23-0	196	1	52-259	5-45.2	1-0	10-76	4-11	0-0	3-4	1-7	3-4	8:40	8:59	4:45	4:52	27:16
Miami	6	3	0	0	3	5-14-2	21	40-57-0	27-35-0	259	0	75-316	8-43.4	1-1	6-45	8-19	0-0	2-3	0-0	2-3	10:24	7:51	9:15	10:40	38:10
at USF	3	0	3	0	0	7-8-1	16	30-116-0	16-27-1	133	0	57-249	9-33.8	0-0	4-40	2-12	0-0	0-0	6-49	1-1	4:36	7:09	5:45	4:20	21:50
Miami	17	14	0	0	3	4-9-1	14	16-122-1	23-40-4	245	1	56-367	6-46.5	0-0	6-46	3-11	0-0	1-1	2-7	1-1	3:21	5:51	6:18	6:06	21:36
Boston College	24	7	3	7	7	7-11-2	20	50-153-0	13-17-0	196	2	67-349	6-40.0	2-1	4-23	4-12	0-1	2-4	0-0	1-1	11:39	9:09	8:42	8:54	38:24

GAME-BY-GAME OFFENSIVE STARTERS

	WR	LT	LG	C	RG	RT	TE	WR	QB	FB	HB
at Maryland	Byrd	Figueroa	Gunn	Horn	Linder	Washington	Ford	Hurns	Morris	Walford (TE)	Miller
Ohio State	Hurns	Washington	Gunn	Horn	Linder	Feliciano	Ford	Benjamin	Harris	Walford (TE)	Miller
Kansas State	Hurns	Washington	Gunn	Horn	Linder	Feliciano	Walford	Streeter	Harris	Benjamin (WR)	Miller
Bethune-Cookman	Hurns	Washington	Gunn	Horn	Linder	Feliciano	Walford	Benjamin	Harris	Ford (TE)	Miller
at Virginia Tech	Streeter	Washington	Gunn	Horn	Linder	Feliciano	Ford	Benjamin	Harris	Hagens	Miller
at North Carolina	Benjamin	Washington	Gunn	Horn	Linder	Feliciano	Ford	Walford (TE)	Harris	M. James (TB)	Miller
Georgia Tech	Hurns	Washington	Gunn	Horn	Linder	Feliciano	Ford	Benjamin	Harris	Hagens (FB)	Miller
Virginia	Streeter	Washington	Gunn	Horn	Linder	Bunche	Dye	Benjamin	Harris	Hurns (WR)	Miller
Duke	Streeter	Washington	Gunn	Horn	Linder	Henderson	Dye	Ford (TE)	Harris	Hagens	Miller
at Florida State	Streeter	Washington	Gunn	Horn	Linder	Henderson	Dye	Benjamin	Harris	Hagens	Miller
at USF	Streeter	Washington	Gunn	Horn	Linder	Henderson	Walford	Byrd	Harris	Dorsett (WR)	Miller
Boston College	Streeter	Washington	Gunn	Horn	Linder	Feliciano	Dye	Benjamin	Harris	Hagens	Miller

GAME-BY-GAME DEFENSIVE STARTERS

	DE	DT	DT	DE	SLB	MLB	WLB	CB	SS	FS	CB
at Maryland	Robinson	Regis	D. Smith	A. Smith	Buchanan	Gaines	Futch	M. Williams	Nicolas	Telemaque	McGee
Ohio State	Ojomo	Regis	Forston	A. Smith	Buchanan	Gaines	Spence	M. Williams	Nicolas	Telemaque	McGee
Kansas State	Ojomo	Regis	Forston	A. Smith	Buchanan	Gaines	Spence	M. Williams	Nicolas	Telemaque	McGee
Bethune-Cookman	Chickillo	Regis	Forston	A. Smith	Buchanan	Gaines	Spence	M. Williams	Nicolas	Telemaque	McGee
at Virginia Tech	Chickillo	Regis	Ojomo	Robinson	Futch	Gaines	Spence	M. Williams	Nicolas	Telemaque	McGee
at North Carolina	Regis	Ojomo	King	Robinson	Futch	Gaines	Spence	M. Williams	Nicolas	Telemaque	McGee
Georgia Tech	Chickillo	Ojomo	D. Smith	Robinson	Futch	Gaines	Spence	M. Williams	Nicolas	Telemaque	McGee
Virginia	Chickillo	Ojomo	D. Smith	Robinson	Futch	Gaines	Spence	M. Williams	Nicolas	Telemaque	McGee
Duke	Chickillo	Ojomo	D. Smith	Robinson	Spence	Perryman	Nicolas (CB)	M. Williams	Armstrong	Telemaque	McGee
at Florida State	Chickillo	Ojomo	D. Smith	Vernon	Robinson	Spence	Perryman	M. Williams	Nicolas	Telemaque	McGee
at USF	Chickillo	Ojomo	D. Smith	Vernon	Cain	Spence	Perryman	M. Williams	Nicolas	Telemaque	McGee
Boston College	Chickillo	Ojomo	D. Smith	Vernon	Cain	Spence	Perryman	M. Williams	Nicolas	Telemaque	McGee

2011 STATISTICS

GAME-BY-GAME PASSING

JACORY HARRIS	COMP	ATT	INT	PCT	YDS	TD	LG	SACKS	EFF	STEPHEN MORRIS	COMP	ATT	INT	PCT	YDS	TD	LG	SACKS	EFF
at Maryland	DNP									at Maryland	19	28	2	67.9	195	0	37	2-12	112.07
Ohio State	16	23	2	69.6	123	2	29	0-0	125.79	Ohio State	DNP								
Kansas State	21	31	1	67.7	272	2	34	0-0	156.28	Kansas State	DNP								
Bethune-Cookman	12	17	0	70.6	175	2	56	2-12	195.88	Bethune-Cookman	3	3	0	100.0	34	0	17	0-0	195.20
at Virginia Tech	13	21	0	61.9	267	3	77	3-16	215.85	at Virginia Tech	DNP								
at North Carolina	20	30	0	66.7	267	3	30	2-15	174.43	at North Carolina	DNP								
Georgia Tech	8	23	1	34.8	140	0	48	0-0	77.22	Georgia Tech	DNP								
Virginia	21	30	0	70.0	311	3	57	3-17	190.08	Virginia	2	2	0	100.0	36	0	23	0-0	251.20
Duke	14	20	0	70.0	202	3	36	0-0	204.34	Duke	0	1	0	0.0	0	0	0	0-0	0.00
at Florida State	20	31	1	64.5	225	1	25	1-7	129.68	at Florida State	2	3	0	66.7	18	0	11	0-0	117.07
at USF	27	35	0	77.1	259	0	25	6-49	139.30	at USF	DNP								
Boston College	23	39	4	59.0	245	1	60	0-0	99.69	Boston College	DNP								

GAME-BY-GAME RUSHING (No.-Yards-TDs)

	NO-YDS-TD	at UM	tOSU	KSU	B-CU	at VT	at UNC	GT	UVA	Duke	at FSU	at USF	BC
Miller, Lamar	227-1272-9	18-119-1	26-184-0	18-106-1	14-102-2	18-166-1	16-29-0	27-93-1	16-70-0	20-147-2	22-92-0	20-50-0	12-114-1
James, Mike	72-275-7	12-34-1	12-45-1	4-10-0	1-1-0	10-65-0	3-9-0	8-24-1	4-2-0	7-58-2	4-16-2	5-13-0	2-0-0
Harris, Jacoby	53-88-0	DNP	4-11-0	4-14-0	3-6-0	7-1-0	3-9-0	4-7-0	6-22-0	4-22-0	6-31-0	10-13-0	2-8-0
Clements, Eduardo	15-82-1	-	-	-	4-37-1	-	1-3-0	-	-	5-30-0	2-7-0	3-5-0	-
Hagens, Maurice	7-21-0	4-15-0	-	-	-	1-0-0	-	-	-	1-4-0	-	1-2-0	-
Benjamin, Travis	8-19-0	DNP	-	1-9-0	-	1-6-0	3-13-0	-	2-9-0	-	-	1-0-0	-
Morris, Stephen	11-2-1	6-4-1	DNP	DNP	1-4-0	DNP	DNP	DNP	-	2-4-0	2-6-0	DNP	DNP
Whipple, Spencer	1-2-0	-	-	-	-	1-2-0	-	-	-	-	-	-	-
TEAM	4-5-0	DNP	DNP	DNP	1-2-0	-	1--1-0	2--2/0	DNP	DNP	-	-	-

GAME-BY-GAME RECEIVING (No.-Yards-TDs)

	NO-YDS-TD	at UM	tOSU	KSU	B-CU	at VT	at UNC	GT	UVA	Duke	at FSU	at USF	BC
Streeter, Tommy	46-811-8	4-55-0	2-44-0	4-31-1	2-83-2	2-30-1	4-89-1	3-96-0	7-176-2	4-62-1	4-68-0	5-30-0	5-47-0
Benjamin, Travis	41-609-3	DNP	3-13-0	6-91-1	6-66-0	1-77-1	8-99-1	2-4-0	4-68-0	2-42-0	2-29-0	4-45-0	3-75-0
Hurns, Allen	31-415-4	4-69-0	6-54-2	2-36-0	1-17-0	3-63-1	2-47-0	-	4-35-1	-	5-52-0	-	4-42-0
Walford, Clive	18-172-1	1-4-0	1-4-0	-	1-11-0	4-66-0	2-4-0	-	1-4-0	1-13-0	3-21-1	3-41-0	1-4-0
Clements, Eduardo	14-163-0	-	-	-	1-16-0	1-24-0	1-8-0	1-23-0	-	-	2-11-0	4-41-0	4-40-0
Dorsett, Phillip	14-147-1	1-5-0	-	2-41-0	2-16-0	-	1-8-0	2-32-0	-	2-18-1	1-5-0	3-22-0	-
Byrd, LaRon	11-125-1	3-32-0	-	1-9-0	-	-	-	-	-	1-9-0	3-36-0	1-25-0	2-14-1
Ford, Chase	9-88-1	1-0-0	1-1-0	1-33-0	-	-	-	-	2-22-0	1-1-1	2-21-0	1-10-0	-
Miller, Lamar	17-85-1	2-3-0	1-1-0	2-11-0	1-3-0	3-23-1	2-16-0	-	2-7-0	-	-	3-19-0	1-8-0
James, Mike	9-80-1	2-21-0	1-3-0	1-5-0	-	-	1-4-1	-	1-2-0	2-43-0	-	-	1-2-0
Hagens, Maurice	6-57-0	-	1-3-0	1-13-0	-	-	-	-	1-10-0	-	-	2-22-0	1-9-0
Thompkins, Kendal	3-21-0	-	-	-	1-3-0	-	-	-	-	1-14-0	-	-	1-4-0
Cleveland, Asante	1-6-0	1-6-0	-	-	-	-	-	-	DNP	-	DNP	DNP	DNP
Calhoun, John	1-4-0	-	-	-	-	-	-	-	-	-	-	-	1-4/0
Scott, Rashawn	1-2-0	-	-	1-2-0	-	-	-	DNP	DNP	DNP	DNP	DNP	DNP

GAME-BY-GAME PUNTING

DALTON BOTTS	NO	YDS	AVG	LG	I20	TB	50+	60+
at Maryland	2	77	38.5	41	0	0	0	0
Ohio State	4	191	47.8	58	0	0	1	0
Kansas State	4	156	39.0	42	1	1	0	0
Bethune-Cookman	3	117	39.0	42	1	0	0	0
at Virginia Tech	2	83	41.5	46	0	0	0	0
at North Carolina	5	171	34.2	42	0	0	0	0
Georgia Tech	4	186	46.5	58	2	1	2	0
Virginia	3	129	43.0	58	2	0	1	0
Duke	2	89	44.5	46	1	1	0	0
at Florida State	5	226	45.2	55	0	0	2	0
at USF	8	347	43.4	56	3	0	2	0
Boston College	6	279	46.5	62	1	0	2	1

GAME-BY-GAME KICKING

JAKE WIECLAW	PAT	ATT	PCT	FG	FGA	PCT	LG	PTS
at Maryland	3	3	1.000	1	1	1.000	30	6
Ohio State	3	3	1.000	1	1	1.000	25	6
Kansas State	3	3	1.000	1	1	1.000	39	6
Bethune-Cookman	6	6	1.000	1	1	1.000	30	9
at Virginia Tech	5	5	1.000	0	0	-	-	5
at North Carolina	3	3	1.000	3	3	1.000	43	12
Georgia Tech	3	3	1.000	1	2	.500	39	6
Virginia	3	3	1.000	0	1	.000	-	3
Duke	7	7	1.000	0	0	-	-	7
at Florida State	1	1	1.000	0	0	-	-	1
at USF	0	0	-	2	3	.667	36	6
Boston College	2	2	1.000	1	1	1.000	49	5

2011 STATISTICS

2011 STATISTICS

GAME-BY-GAME TACKLES (UT-AT-TT)

	UT-AT-TT	at UM	tOSU	KSU	B-CU	at VT	at UNC	GT	UVA	Duke	at FSU	at USF	BC
Spence, Sean	54-52-106	DNP	3-3-6	8-6-14	6-2-8	5-8-13	7-7-14	6-4-10	6-4-10	5-3-8	2-4-6	2-1-3	4-10-14
Perryman, Denzel	47-22-69	2-1-3	2-1-3	0-3-3	7-0-7	4-2-6	2-3-5	6-1-7	5-2-7	5-2-7	2-1-3	3-1-4	9-5-14
Nicolas, JoJo	37-29-66	5-3-8	1-1-2	4-4-8	1-5-6	3-2-5	6-4-10	2-0-2	2-2-4	4-1-5	5-0-5	3-2-5	1-5-6
Telesmaque, Vaughn	36-23-59	7-1-8	1-2-3	5-1-6	2-3-5	0-2-2	2-3-5	5-0-5	3-3-6	0-4-4	7-0-7	1-0-1	3-4-7
Gaines, Jimmy	24-34-58	1-6-7	2-4-6	1-2-3	4-4-8	3-5-8	4-5-9	2-1-3	2-5-7	0-2-2	-	4-0-4	1-0-1
Regis, Micanor	19-22-41	3-1-4	3-1-4	2-4-6	3-2-5	2-1-3	1-2-3	DNP	1-1-2	0-3-3	2-2-4	1-1-2	1-4-5
Chickillo, Anthony	15-23-38	1-1-2	1-2-3	0-1-1	3-1-4	2-6-8	5-2-7	1-1-2	0-4-4	0-2-2	0-1-1	1-2-3	1-0-1
McGee, Brandon	25-13-38	5-3-8	-	4-0-4	0-1-1	2-2-4	5-1-6	1-0-1	0-1-1	2-1-3	1-0-1	3-2-5	2-2-4
Robinson, Marcus	22-15-37	1-2-3	2-1-3	3-2-5	4-1-5	1-1-2	1-3-4	3-0-3	4-1-5	0-1-1	1-2-3	1-0-1	1-1-2
Armstrong, Ray-Ray	20-14-34	DNP	DNP	DNP	DNP	2-5-7	4-1-5	5-0-5	1-0-1	3-4-7	DNP	3-1-4	2-3-5
Williams, Mike	20-9-29	7-1-8	1-0-1	0-1-1	3-1-4	0-1-1	2-3-5	-	1-0-1	1-1-2	1-1-2	3-0-3	1-0-1
Smith, Andrew	15-9-24	2-2-4	3-2-5	0-2-2	0-1-1	2-0-2	4-0-4	-	0-1-1	2-1-3	2-0-2	-	-
Smith, Darius	14-7-21	2-1-3	1-1-2	0-2-2	2-0-2	0-1-1	-	3-1-4	2-1-3	2-0-2	2-0-2	-	-
Futch, Jordan	9-11-20	1-3-4	-	2-0-2	2-1-3	0-3-3	1-3-4	-	2-0-2	1-1-2	DNP	DNP	DNP
Cain, Kelvin	15-5-20	DNP	DNP	DNP	2-0-2	0-1-1	1-0-1	1-0-1	0-1-1	-	5-0-5	3-0-3	3-3-6
Ojomo, Adewale	9-10-19	DNP	1-2-3	0-2-2	0-1-1	1-1-2	1-0-1	2-2-4	3-1-4	1-0-1	-	-	0-1-1
Vernon, Olivier	15-3-18	DNP	DNP	DNP	DNP	DNP	DNP	1-0-1	3-0-3	2-1-3	3-2-5	2-0-2	4-0-4
Buchanan, Ramon	11-7-18	4-4-8	4-1-5	1-1-2	2-1-3	DNP	DNP	DNP	DNP	DNP	DNP	DNP	DNP
Chambers, Lee	11-4-15	2-1-3	3-0-3	1-0-1	2-1-3	2-1-3	DNP	-	1-1-2	-	DNP	DNP	DNP
Finnie, Thomas	10-4-14	2-1-3	1-0-1	0-1-1	2-0-2	DNP	1-1-2	1-0-1	-	3-0-3	-	0-1-1	-
Highsmith, A.J.	8-4-12	1-1-2	0-1-1	-	4-1-5	-	DNP	-	1-0-1	1-1-2	1-0-1	-	-
Swasey, Andrew	6-5-11	1-0-1	-	1-2-3	1-0-1	1-0-1	1-0-1	-	-	1-1-2	0-1-1	-	0-1-1
Porter, Curtis	5-5-10	DNP	DNP	DNP	DNP	DNP	DNP	DNP	DNP	DNP	DNP	2-1-3	3-4-7
Thompkins, Kendal	8-1-9	-	2-0-2	1-0-1	1-0-1	-	1-0-1	1-0-1	-	1-1-2	-	1-0-1	-
Clements, Eduardo	7-2-9	2-0-2	1-0-1	-	-	1-0-1	1-0-1	-	1-0-1	0-2-2	1-0-1	-	-
Green, Shayon	4-3-7	DNP	DNP	DNP	1-2-3	-	DNP	DNP	DNP	DNP	DNP	2-0-2	1-1-2
Cornileus, Tyrone	4-3-7	DNP	DNP	DNP	2-0-2	0-1-1	0-1-1	1-1-2	1-0-1	-	-	-	-
Fentress, Nantambu	5-1-6	DNP	DNP	DNP	1-0-1	-	1-0-1	0-1-1	-	3-0-3	DNP	DNP	-
Forston, Marcus	3-2-5	DNP	2-0-2	1-1-2	0-1-1	DNP	DNP	DNP	DNP	DNP	DNP	DNP	DNP
Pierre, Olsen	3-1-4	0-1-1	-	DNP	1-0-1	-	-	2-0-2	DNP	-	DNP	DNP	DNP
Gholston, Nathan	2-2-4	DNP	DNP	DNP	-	0-1-1	-	-	DNP	1-0-1	0-1-1	1-0-1	-
Paul, Gianni	1-3-4	0-1-1	DNP	-	DNP	-	DNP	-	1-0-1	0-2-2	DNP	DNP	-
Rodgers, Kacy	2-1-3	DNP	DNP	-	1-1-2	-	-	-	-	1-0-1	-	-	-
Johnson, Davon	2-1-3	-	-	-	-	-	1-1-2	1-0-1	-	-	-	DNP	DNP
James, Mike	2-1-3	-	-	-	-	-	-	1-0-1	1-0-1	-	-	0-1-1	-
Feliciano, Jon	2-0-2	-	-	-	-	1-0-1	1-0-1	-	DNP	DNP	-	-	-
Dorsett, Phillip	0-2-2	-	-	0-1-1	-	-	-	-	-	0-1-1	-	-	-
Wieclaw, Jake	2-0-2	-	-	-	1-0-1	-	-	-	-	-	-	-	1-0-1
Byrd, LaRon	2-0-2	-	1-0-1	-	1-0-1	-	-	-	-	-	-	-	-
McDermott, Shane	0-1-1	-	-	-	-	0-1-1	-	-	-	-	DNP	DNP	-
Ivory, Chris	0-1-1	-	-	-	-	-	-	-	-	-	-	0-1-1	-
Harvey, Sean	1-0-1	DNP	DNP	DNP	1-0	DNP	DNP	DNP	DNP	DNP	DNP	DNP	DNP
Calhoun, John	1-0-1	-	-	-	-	-	-	1-0-1	-	-	-	-	-
Dunckel, Chris	1-0-1	DNP	DNP	DNP	DNP	DNP	DNP	DNP	DNP	1-0-1	DNP	DNP	DNP
Botts, Dalton	0-1-1	-	-	-	-	0-1-1	-	-	-	-	-	-	-
Bruneau, Ben	1-0-1	DNP	DNP	DNP	DNP	DNP	DNP	DNP	DNP	1-0-1	DNP	DNP	-
Miller, Lamar	1-0-1	-	-	1-0-1	-	-	-	-	-	-	-	-	-
Tolson, Jordan	1-0-1	DNP	DNP	DNP	DNP	DNP	DNP	DNP	DNP	DNP	DNP	DNP	1-0-1
Hurns, Allen	1-0-1	-	1-0-1	-	-	-	-	-	-	-	-	-	-

GAME-BY-GAME TACKLES FOR LOSS (TFL-YDS)

	TFL-YDS	at UM	tOSU	KSU	B-CU	at VT	at UNC	GT	UVA	Duke	at FSU	at USF	BC
Spence, Sean	14-0-39	DNP	2-5-8	2-5-13	2-0-5	1-5-7	1-0-2	0-0-0	2-0-2	1-0-1	1-0-1	-	-
Robinson, Marcus	7-5-32	0-5-2	0-5-1	-	3-5-16	1-0-1	1-0-1	-	-	-	1-0-11	-	-
Chickillo, Anthony	6-5-25	-	1-0-7	-	1-5-5	0-5-2	1-0-3	1-0-1	-	-	0-5-2	-	1-0-5
Regis, Micanor	6-5-20	-	-	1-0-2	1-0-4	0-5-2	0-5-0	DNP	-	-	2-5-3	1-0-9	-
Perryman, Denzel	6-5-13	-	-	-	-	-	-	3-0-5	-	-	0-5-1	-	3-0-7
Ojomo, Adewale	3-5-14	DNP	0-5-1	-	0-5-3	-	-	1-5-3	-	-	-	-	-
Vernon, Olivier	3-5-9	DNP	DNP	DNP	DNP	DNP	DNP	1-0-3	-	1-5-4	-	1-0-2	-
Smith, Darius	3-0-12	-	1-0-3	-	-	-	-	1-0-6	1-0-3	-	-	-	-
Gaines, Jimmy	3-0-7	-	-	-	-	1-5-3	0-5-1	-	1-0-3	-	-	-	-
McGee, Brandon	2-5-11	-	-	1-0-1	-	0-5-2	1-0-8	-	-	-	-	-	-
Nicolas, JoJo	2-5-3	0-5-1	-	1-0-1	-	-	-	-	-	1-0-1	-	-	-
Futch, Jordan	2-0-9	-	-	1-0-8	-	-	-	-	1-0-1	-	DNP	DNP	DNP
Williams, Mike	2-0-6	1-0-4	-	0-5-2	-	-	-	-	-	-	0-5-0	-	-
Buchanan, Ramon	2-0-5	2-0-5	-	-	-	DNP	DNP	DNP	DNP	DNP	DNP	DNP	DNP
Smith, Andrew	2-0-3	0-5-1	-	-	-	-	-	-	-	-	0-5-1	1-0-1	-
Finnie, Thomas	1-0-4	-	-	-	-	DNP	1-0-4	-	-	-	-	-	-
Porter, Curtis	1-0-3	DNP	DNP	DNP	DNP	DNP	DNP	DNP	DNP	DNP	DNP	DNP	1-0-3
Forston, Marcus	1-0-6	DNP	-	1-0-6	-	DNP	DNP	DNP	DNP	DNP	DNP	DNP	DNP
Rodgers, Kacy	1-0-1	DNP	DNP	-	-	-	-	-	-	1-0-1	-	-	-
Armstrong, Ray-Ray	0-5-1	DNP	DNP	DNP	DNP	-	0-5-1	-	-	-	DNP	-	-
Pierre, Olsen	0-5-0	0-5-0	-	DNP	-	-	-	-	DNP	-	DNP	DNP	DNP
Green, Shayon	0-5-1	DNP	DNP	DNP	0-5-1	-	DNP	DNP	DNP	DNP	DNP	-	-
Telesmaque, Vaughn	0-5-1	-	-	0-5-1	-	-	-	-	-	-	-	-	-

GAME-BY-GAME SACKS (SACKS-YDS)

	SACKS-YDS	at UM	tOSU	KSU	B-CU	at VT	at UNC	GT	UVA	Duke	at FSU	at USF	BC
Robinson, Marcus	5-0-27	-	-	-	3-0-15	-	1-0-1	-	-	-	1-0-11	-	-
Chickillo, Anthony	5-0-20	-	1-0-7	-	1-5-5	-	-	1-0-1	-	-	0-5-2	-	1-0-5
Spence, Sean	3-0-23	DNP	-	1-0-4	1-0-12	-	1-0-7	-	-	-	-	-	-
Regis, Micanor	2-0-5	-	-	-	1-0-4	-	-	DNP	-	-	1-0-1	-	-
Vernon, Olivier	1-5-5	DNP	DNP	DNP	DNP	DNP	DNP	-	-	-	0-5-3	-	1-0-2
Ojomo, Adewale	1-5-10	DNP	-	-	0-5-3	-	1-0-7	-	-	-	-	-	-
Smith, Darius	1-0-3	-	1-0-3	-	-	-	-	-	-	-	-	-	-
Perryman, Denzel	1-0-3	-	-	-	-	-	-	1-0-3	-	-	-	-	-
Forston, Marcus	1-0-6	DNP	-	1-0-6	-	DNP	DNP	DNP	DNP	DNP	DNP	DNP	DNP
Futch, Jordan	1-0-8	-	-	1-0-8	-	-	-	-	-	-	DNP	DNP	DNP
McGee, Brandon	1-0-8	-	-	-	-	-	1-0-8	-	-	-	-	-	-

2011 STATISTICS

2011 STATISTICS

SCORING DRIVES

OPPONENT	PLAYS	YDS	DRIVE		DRIVE	PLAY
			TIME	CLOCK		
at Maryland	7	60	3:33	2nd/9:12	12:45	M. James 1 run
at Maryland	5	68	1:40	2nd/4:04	5:44	Miller 41 run
at Maryland	9	62	4:46	3rd/10:08	14:54	Morris 5 run
at Maryland	15	67	8:25	4th/4:01	12:26	Wieclaw 30 FG
Ohio State	4	63	1:19	1st/12:47	14:06	Hurns 3 pass from Harris
Ohio State	11	53	5:58	1st/5:12	11:10	Hurns 3 pass from Harris
Ohio State	10	64	3:40	2nd/0:00	3:40	Wieclaw 25 FG
Ohio State	14	69	8:48	4th/0:33	9:21	M. James 1 run
Kansas State	8	33	3:48	1st/11:12	15:00	Wieclaw 39 FG
Kansas State	6	71	2:35	3rd/7:38	10:13	Streeter 4 pass from Harris
Kansas State	2	79	0:48	3rd/2:52	3:40	Miller 59 run
Kansas State	3	51	1:08	4th/14:17	0:25	Benjamin 34 pass from Harris
Bethune-Cookman	1	56	0:09	1st/7:16	7:25	Streeter 56 pass from Harris
Bethune-Cookman	1	16	0:10	1st/5:25	5:35	Miller 3 run
Bethune-Cookman	3	59	1:13	3rd/13:47	15:00	Miller 43 run
Bethune-Cookman	9	49	3:30	3rd/1:50	5:20	Wieclaw 30 FG
Bethune-Cookman	3	34	1:39	4th/13:13	14:52	Streeter 27 pass from Harris
Bethune-Cookman	5	68	1:47	4th/8:39	10:26	Miller 59 run
Bethune-Cookman				4th/2:00		Cain 59 interception return
at Virginia Tech	7	73	3:30	2nd/3:29	6:59	Hurns 15 pass from Harris
at Virginia Tech	3	83	1:25	3rd/10:29	11:54	Benjamin 77 pass from Harris
at Virginia Tech	12	89	5:31	4th/12:15	2:46	Streeter 4 pass from Harris
at Virginia Tech	7	90	3:40	4th/8:25	12:05	Miller 16 pass from Dorsett
at Virginia Tech	6	42	3:12	4th/2:51	6:03	Miller 30 run
at North Carolina	13	71	5:55	1st/9:05	15:00	James 4 pass from Harris
at North Carolina	1	27	0:06	1st/8:51	8:57	Streeter 27 pass from Harris
at North Carolina	11	56	3:59	1st/1:41	5:40	Wieclaw 41 FG
at North Carolina	8	55	2:27	2nd/9:51	12:18	Wieclaw 43 FG
at North Carolina	4	60	1:56	2nd/5:17	7:13	Benjamin 30 pass from Harris
at North Carolina	6	18	2:19	4th/2:19	4:38	Wieclaw 28 FG
Georgia Tech	12	46	5:24	1st/8:17	13:41	James 1 run
Georgia Tech				2nd/10:17		Nicolas 0 fumble recovery
Georgia Tech	3	46	0:37	2nd/0:25	1:02	Miller 14 run
Georgia Tech	11	44	4:54	4th/13:55	3:49	Wieclaw 39 FG
Virginia	8	68	3:40	2nd/0:35	4:15	Streeter 3 pass from Harris
Virginia	5	80	2:23	3rd/0:29	2:52	Streeter 51 pass from Harris
Virginia	10	58	4:46	4th/9:22	14:08	Hurns 9 pass from Harris
Duke	5	78	2:24	1st/12:36	15:00	Ford 1 pass from Harris
Duke	8	65	3:45	1st/6:30	10:15	James 1 run
Duke	13	64	6:16	2nd/12:43	3:59	Dorsett 2 pass from Harris
Duke	11	93	5:27	2nd/0:42	6:09	Streeter 2 pass from Harris
Duke	6	45	2:57	3rd/9:10	12:07	Miller 3 run
Duke	2	27	0:48	4th/8:56	9:44	Miller 22 run
Duke	4	21	2:09	4th/5:31	7:40	James 6 run
at Florida State	9	47	4:26	2nd/7:53	12:19	Walford 2 pass from Harris
at Florida State	10	80	4:40	4th/6:27	11:07	James 1 run
at Florida State	8	80	1:40	4th/1:27	3:07	James 1 run
at USF	16	77	6:58	1st/2:08	9:06	Wieclaw 26 FG
at USF	15	61	5:43	4th/0:00	5:43	Wieclaw 36 FG
Boston College	5	81	2:23	1st/12:37	15:00	Byrd 7 pass from Harris
Boston College	2	80	0:58	1st/4:49	5:47	Miller 79 run
Boston College	10	66	1:13	4th/0:14	1:27	Wieclaw 49 FG
AVERAGE DRIVE	7.5	59.9	3:25			

DRIVES SUPERLATIVES

MOST PLAYS:	15 at Boston College	FEWEST PLAYS:	4 at Boston College
MOST YARDS:	83 at Boston College	FEWEST YARDS:	0 at Boston College
LONGEST TIME:	4:46 at Boston College	SHORTEST TIME:	0:46 at Boston College

LONG PLAYS (25-plus yards from scrimmage)

YDS	PLAY	OPPONENT (QTR)
79	Miller run [TD]	Boston College (1st)
77	Benjamin pass from Harris [TD]	at Virginia Tech (3rd)
60	Benjamin pass from Harris	Boston College (1st)
59	Miller run [TD]	Kansas State (3rd)
57	Streeter pass from Harris	Virginia (1st)
56	Cain interception return [TD]	Bethune-Cookman (46)
56	Streeter pass from Harris [TD]	Bethune-Cookman (1st)
54	Miller run	Ohio State (1st)
51	Streeter pass from Harris [TD]	Virginia (3rd)
48	Streeter pass from Harris	Georgia Tech (1st)
43	Miller run [TD]	Bethune-Cookman (3rd)
41	Miller run [TD]	at Maryland (2nd)
41	Hurns pass from Harris	at Virginia Tech (2nd)
39	Benjamin pass from Harris	Virginia (2nd)
37	Hurns pass from Morris	at Maryland (2nd)
37	Miller run	at Virginia Tech (4th)
36	James pass from Harris	Duke (1st)
34	Benjamin pass from Harris [TD]	Kansas State (4th)
33	Ford pass from Harris	Kansas State (4th)
32	James run	Duke (1st)
31	Dorsett pass from Harris	Kansas State (3rd)
30	Miller run [TD]	at Virginia Tech (4th)
30	Benjamin pass from Harris [TD]	at North Carolina (2nd)
29	Streeter pass from Harris	Ohio State (2nd)
29	Hurns pass from Harris	Kansas State (3rd)
28	Streeter pass from Harris	at North Carolina (3rd)
28	Harris run	at Florida State (4th)
27	Streeter pass from Harris	Duke (2nd)
27	Streeter pass from Harris [TD]	at North Carolina (1st)
27	Streeter pass from Harris [TD]	Bethune-Cookman (4th)
26	Streeter pass from Harris	at Virginia Tech (1st)
25	Walford pass from Harris	at Virginia Tech (3rd)
25	Hurns pass from Harris	at Florida State (4th)
25	Byrd pass from Harris	at USF (1st)

RED ZONE

	SCORE	TIMES IN		POINTS	TDS	RUSH TDS	PASS TDS	-----FAILED TO SCORE INSIDE 20-----						
		RED ZONE	SCORES					FGS	FGA	DOWNS	INT	FUM	HALF	GAME
at Maryland	24-32	3	3	17	2	2	0	1	0	0	0	0	0	0
Ohio State	24-6	4	4	24	3	1	2	1	0	0	0	0	0	0
Kansas State	24-28	2	1	7	1	0	1	0	0	1	0	0	0	0
Bethune-Cookman	45-14	3	3	17	2	2	0	1	0	0	0	0	0	0
at Virginia Tech	35-38	5	4	28	4	1	3	0	0	2	1	0	0	0
at North Carolina	30-24	2	2	10	1	0	1	1	0	0	0	0	0	0
Georgia Tech	24-7	4	3	17	2	2	0	1	0	1	0	0	0	0
Virginia	21-28	4	2	14	2	0	2	0	0	1	0	1	0	0
Duke	49-14	6	6	42	6	3	3	0	0	0	0	0	0	0
at Florida State	19-23	4	3	19	3	2	1	0	0	0	1	0	0	0
at USF	6-3	3	2	6	0	0	0	2	1	0	0	0	0	0
Boston College	17-24	1	1	7	1	0	1	0	0	0	0	0	0	0
Totals		41	34	208	27	13	14	7	1	4	1	1	0	0
Opponents		43	31	161	17	8	9	14	4	3	1	3	1	0

SEASON PCT. (OVERALL): 34 of 41 (82.9%)

SEASON PCT. (TDS): 27 of 41 (65.9%)

SEASON PCT. (FGS): 7 of 41 (17.1%)

SEASON PCT. (NO SCORE): 7 of 41 (17.1%)

2011 STATISTICS

MIAMI INDIVIDUAL GAME HIGHS

Rushes	27	Lamar Miller vs Georgia Tech (Oct 22, 2011)
Yards Rushing	184	Lamar Miller vs Ohio State (Sep 17, 2011)
TD Rushes	2	Lamar Miller vs Bethune-Cookman (Oct 01, 2011)
	2	Mike James vs Duke (Nov 05, 2011)
	2	Lamar Miller vs Duke (Nov 05, 2011)
	2	Mike James at Florida State (Nov 12, 2011)
Long Rush	79	Lamar Miller vs Boston College (Nov 25, 2011)
Pass attempts	39	Jacory Harris vs Boston College (Nov 25, 2011)
Pass completions	27	Jacory Harris at USF (Nov 19, 2011)
Yards Passing	311	Jacory Harris vs Virginia (Oct 27, 2011)
TD Passes	3	Jacory Harris at Virginia Tech (Oct 08, 2011)
	3	Jacory Harris at North Carolina (Oct 15, 2011)
	3	Jacory Harris vs Virginia (Oct 27, 2011)
	3	Jacory Harris vs Duke (Nov 05, 2011)
Long Pass	77	Jacory Harris at Virginia Tech (Oct 08, 2011)
Receptions	8	Travis Benjamin at North Carolina (Oct 15, 2011)
Yards Receiving	176	Tommy Streeter vs Virginia (Oct 27, 2011)
TD Receptions	2	Allen Hurns vs Ohio State (Sep 17, 2011)
	2	Tommy Streeter vs Bethune-Cookman (Oct 01, 2011)
	2	Tommy Streeter vs Virginia (Oct 27, 2011)
Long Reception	77	Travis Benjamin at Virginia Tech (Oct 08, 2011)
Field Goals	3	Jake Wieclaw at North Carolina (Oct 15, 2011)
Long Field Goal	49	Jake Wieclaw vs Boston College (Nov 25, 2011)
Punts	8	Dalton Botts at USF (Nov 19, 2011)
Punting Avg	47.8	Dalton Botts vs Ohio State (Sep 17, 2011)
Long Punt	62	Dalton Botts vs Boston College (Nov 25, 2011)
Punts inside 20	3	Dalton Botts at USF (Nov 19, 2011)
Long Punt Return	44	Travis Benjamin vs Bethune-Cookman (Oct 01, 2011)
Long Kickoff Return	54	Travis Benjamin vs Virginia (Oct 27, 2011)
Tackles	14	Sean Spence vs Kansas State (Sep 24, 2011)
	14	Sean Spence at North Carolina (Oct 15, 2011)
	14	Sean Spence vs Boston College (Nov 25, 2011)
	14	Denzel Perryman vs Boston College (Nov 25, 2011)

MIAMI TEAM GAME HIGHS

Rushes	42	vs Ohio State (Sep 17, 2011)
Yards Rushing	265	vs Duke (Nov 05, 2011)
Yards Per Rush	7.6	vs Boston College (Nov 25, 2011)
TD Rushes	4	vs Duke (Nov 05, 2011)
Pass attempts	40	vs Boston College (Nov 25, 2011)
Pass completions	27	at USF (Nov 19, 2011)
Yards Passing	347	vs Virginia (Oct 27, 2011)
Yards Per Pass	12.9	at Virginia Tech (Oct 08, 2011)
TD Passes	4	at Virginia Tech (Oct 08, 2011)
Total Plays	75	at USF (Nov 19, 2011)
Total Offense	519	at Virginia Tech (Oct 08, 2011)
Yards Per Play	8.6	at Virginia Tech (Oct 08, 2011)
Points	49	vs Duke (Nov 05, 2011)
Sacks By	7	vs Bethune-Cookman (Oct 01, 2011)
First Downs	24	vs Duke (Nov 05, 2011)
	24	at Florida State (Nov 12, 2011)
Penalties	10	at Maryland (Sep 05, 2011)
Penalty Yards	84	at Virginia Tech (Oct 08, 2011)
Turnovers	4	at Maryland (Sep 05, 2011)
	4	vs Boston College (Nov 25, 2011)
Interceptions By	1	at Maryland (Sep 05, 2011)
	1	vs Ohio State (Sep 17, 2011)
	1	vs Bethune-Cookman (Oct 01, 2011)
	1	vs Georgia Tech (Oct 22, 2011)
	1	vs Duke (Nov 05, 2011)
	1	at USF (Nov 19, 2011)
Punts	8	at USF (Nov 19, 2011)
Punting Avg	47.8	vs Ohio State (Sep 17, 2011)
Long Punt	62	vs Boston College (Nov 25, 2011)
Punts inside	20	at USF (Nov 19, 2011)
Long Punt Return	44	vs Bethune-Cookman (Oct 01, 2011)

OPPONENT INDIVIDUAL GAME HIGHS

Rushes	27	Bernard, G. at North Carolina (Oct 15, 2011)
Yards Rushing	166	Hubert, John, vs Kansas State (Sep 24, 2011)
TD Rushes	2	Thomas, L. at Virginia Tech (Oct 08, 2011)
Long Rush	47	Hubert, John, vs Kansas State (Sep 24, 2011)
Pass attempts	44	O'Brien, at Maryland (Sep 05, 2011)
Pass completions	31	O'Brien, at Maryland (Sep 05, 2011)
Yards Passing	348	O'Brien, at Maryland (Sep 05, 2011)
TD Passes	3	Thomas, L. at Virginia Tech (Oct 08, 2011)
Long Pass	78	Rocco, M. vs Virginia (Oct 27, 2011)
Receptions	9	Jones, D. at North Carolina (Oct 15, 2011)
	9	Bernard, G. at North Carolina (Oct 15, 2011)
Yards Receiving	124	Dorsey, at Maryland (Sep 05, 2011)
TD Receptions	2	Pantale, C. vs Boston College (Nov 25, 2011)
Long Reception	78	Jones, P. vs Virginia (Oct 27, 2011)
Field Goals	4	Ferrara, at Maryland (Sep 05, 2011)
Long Field Goal	42	Bonani, Maikon, at USF (Nov 19, 2011)
Punts	9	Brockhaus-Kann, at USF (Nov 19, 2011)
Punting Avg	54.8	Powell, S., at Florida State (Nov 12, 2011)
Long Punt	66	Powell, S., at Florida State (Nov 12, 2011)
Punts inside	20	Brockhaus-Kann, at USF (Nov 19, 2011)
Long Punt Return	83	Reid, G., at Florida State (Nov 12, 2011)
Long Kickoff Return	39	Brown, C. at North Carolina (Oct 15, 2011)
Tackles	14	Drakeford, at Maryland (Sep 05, 2011)
Sacks	2.0	McCaskill, Keit, at USF (Nov 19, 2011)
Tackles For Loss	2.5	Coples, O. at North Carolina (Oct 15, 2011)
	2.5	Lattimpre, DeDe, at USF (Nov 19, 2011)
Interceptions	1	by 11 players

OPPONENT TEAM GAME HIGHS

Rushes	50	vs Boston College (Nov 25, 2011)
Yards Rushing	265	vs Kansas State (Sep 24, 2011)
Yards Per Rush	6.0	vs Kansas State (Sep 24, 2011)
TD Rushes	2	vs Kansas State (Sep 24, 2011)
	2	at Virginia Tech (Oct 08, 2011)
Pass attempts	44	at Maryland (Sep 05, 2011)
Pass completions	31	at Maryland (Sep 05, 2011)
Yards Passing	348	at Maryland (Sep 05, 2011)
Yards Per Pass	12.5	vs Virginia (Oct 27, 2011)
TD Passes	3	at Virginia Tech (Oct 08, 2011)
	3	vs Virginia (Oct 27, 2011)
Total Plays	84	vs Bethune-Cookman (Oct 01, 2011)
Total Offense	499	at Maryland (Sep 05, 2011)
Yards Per Play	7.7	at Virginia Tech (Oct 08, 2011)
Points	38	at Virginia Tech (Oct 08, 2011)
Sacks By	6	at USF (Nov 19, 2011)
First Downs	28	at Maryland (Sep 05, 2011)
Penalties	12	vs Bethune-Cookman (Oct 01, 2011)
Penalty Yards	116	vs Bethune-Cookman (Oct 01, 2011)
Turnovers	3	vs Georgia Tech (Oct 22, 2011)
Interceptions By	4	vs Boston College (Nov 25, 2011)
Punts	9	at USF (Nov 19, 2011)
Punting Avg	54.8	at Florida State (Nov 12, 2011)
Long Punt	66	at Florida State (Nov 12, 2011)
Punts inside	20	at USF (Nov 19, 2011)
Long Punt Return	83	at Florida State (Nov 12, 2011)

1983 NATIONAL CHAMPIONS

THE MIRACLE IN MIAMI

Less than a decade removed from a period of uncertainty in which there was open talk of dropping the football program, the University of Miami Hurricanes stunned the college football world by defeating the top-ranked Nebraska Cornhuskers, 31-30, in the 1984 Orange Bowl Classic on January 1, 1984.

The victory was monumental — for UM football and for college football in general. Monumental not only because the Cornhuskers were widely considered to be among the most powerful teams in college football history, but it also heralded the dawn of a new dynasty in the sport from a program that had been all but dead just a few short years earlier. That victory — combined with losses by second-ranked Texas in the Cotton Bowl and Illinois in the Rose Bowl — vaulted the Hurricanes into the top spot in the final national rankings.

This was the first national title team without a single player making an All-America first team voted by AP, UPI, the Football Writers Association or the College Football Coaches Association.

One of the keys was a melting pot offensive line — a Canadian (center Ian Sinclair), a Cuban-American (guard Juan Comendero), an African-American (guard Alvin Ward), an Italian-American (tackle Paul Bertucelli) and an Irish-American (tackle Dave Heffernan).

Miami was only the second national title team to gain more passing yards than rushing yards.

"It's a tribute to a lot of gutsy players and a real team effort," head coach Howard Schnellenberger said. "We've got a lot of overachievers on our team — or else there has been a poor job of selection done by the All-American selectors."

1983 RESULTS 11-1

ORANGE BOWL CHAMPIONS

DATE	UM	OPP	OPPONENT	W/L	SCORE	ATT
Sept. 3	-	-	at Florida	L	3-28	73,907
Sept. 10	-	-	at Houston	W	29-7	20,000
Sept. 17	-	-	Purdue	W	35-0	37,150
Sept. 24	-	13	Notre Dame	W	20-0	52,480
Oct. 1	15	-	at Duke	W	56-17	28,750
Oct. 8	12	-	Louisville	W	42-14	30,073
Oct. 15	10	-	at Mississippi State	W	31-7	29,456
Oct. 22	8	-	at Cincinnati	W	17-7	14,163
Oct. 29	7	12	West Virginia (HC)	W	20-3	63,881
Nov. 5	5	-	East Carolina	W	12-7	39,225
Nov. 12	6	-	at Florida State	W	17-16	57,333
Orange Bowl (Miami, Fla.)						
Jan. 1	5	1	Nebraska	W	31-30	72,596
Total points/Attendance					313-136	519,014

STARTING LINEUP

OFFENSE

- WR Eddie Brown
- OT Paul Bertucelli
- OG Juan Comendero
- C Ian Sinclair
- OG Alvin Ward
- OT Dave Heffernan
- TE Glenn Dennison
- QB Bernie Kosar
- FB Albert Bentley
- HB Keith Griffin
- WR Stanley Shakespeare

DEFENSE

- DE Danny Brown
- RT Kevin Fagan
- MG Tony Fitzpatrick
- LT Fred Robinson
- DE Julio Cortes
- LB Jay Brophy
- LB Ken Sisk
- SC Rodney Bellinger
- QC Reggie Sutton
- R Kenny Calhoun
- FS Eddie Williams

SPECIALISTS

- PK Jeff Davis
- P Rick Tuten
- LS Bruce Fleming
- H Rick Tuten
- PR Eddie Brown
- KR Reggie Sutton

COACHING STAFF

HEAD COACH

Howard Schnellenberger

ASSISTANT COACHES

Hubbard Alexander, tight ends
 Harold Allen, defensive line
 Mike Archer, defensive backs
 Joe Brodsky, running backs
 Tom Olivadotti,
 defensive coordinator/linebackers
 Mike Rodriguez, offensive line
 Gary Stevens,
 offensive coordinator/receivers
 Marc Trestman, quarterbacks
 Bill Trout, defensive ends
 Christ Vagotis, offensive line
 Art Kehoe, graduate assistant

1983 STATISTICAL LEADERS

RUSHING

	ATT	YARDS	AVG	TD	LP
Bentley	144	722	5.0	5	60
Griffin	101	447	4.4	0	20

PASSING

	ATT	COMP	PCT	YARDS	TD	INT	LP
Kosar	327	201	61.5	2329	15	13	73

RECEIVING

	NO	YARDS	AVG	TD	LP
Dennison	54	594	11.0	3	25

INTERCEPTIONS

	NO	YARDS	AVG	TD	LP
Calhoun	3	92	30.7	1	92

PUNTING

	NO	YARDS	AVG	I20	LG
Tuten	50	2008	41.2	14	52

PUNT RETURNS

	NO	YARDS	AVG	TD	LP
Brown	31	143	4.6	0	26

KICKOFF RETURNS

	NO	YARDS	AVG	TD	LP
Sutton	14	331	23.6	0	40

FIELD GOALS

	< 20	20-20	30-39	40-49	50+	TOTAL
Davis	1-1	3-3	6-6	1-7	0-3	11-20

1987 NATIONAL CHAMPIONS

DOMINANCE FROM START TO FINISH

The Hurricanes were supposed to be rebuilding. Reloading was more accurate. This Miami team was supposed to be the lull before the storm of 1988 and 1989. After all, the Hurricanes had lost five starters on offense from a team that had come within a whisper of a national title in 1985 and a 1986 squad that was considered among the best ever, only to lose its title shot in the Fiesta Bowl.

But this team was more offensively balanced than the previous season's juggernaut and, with nine starters returning to an underrated defense, the Hurricanes were a more well-rounded team altogether. Ranked 10th in the preseason Associated Press rankings, this team quickly showed it would be better than advertised.

Miami ripped rival Florida in the season opener, then embarrassed Arkansas on the Razorbacks' home field. The season's third game was a classic. Being dominated by fourth-ranked Florida State, 19-3, late in the third quarter, Miami launched one of its greatest comebacks. The Hurricanes scored three lightning-quick touchdowns: a 49-yard bomb from Steve Walsh to Melvin Bratton, a 26-yarder from Walsh to Michael Irvin (plus a two-point conversion to tie it at 19), then a 73-yard strike from Walsh to Irvin for the lead with 2:22 remaining. Miami would have to stop an FSU two-pointer to hold for a 26-25 victory.

There seemed to be no stopping these Hurricanes after that. Miami rolled through the remainder of the regular season, ripping 10th-ranked Notre Dame (24-0) and surviving a scare from eighth-ranked South Carolina (20-16) to set up a matchup with top-ranked Oklahoma in the Orange Bowl Classic on New Year's Day.

The Hurricanes bottled up OU's wishbone attack, holding the Sooners to just 179 yards on the ground (OU came in averaging 428.8). Elation for Miami was frustration for OU — the Sooners only three losses over the last three seasons had come to the Hurricanes.

"We played our way to this championship. We have the best record versus anybody in the country . . . We beat Oklahoma three in a row, Florida State and Notre Dame three in a row, Florida a couple . . . What is sweetest is that we did it as a team. We lost starters and had other guys come in and played magnificently."

- Jimmy Johnson, head coach

1987 RESULTS

12-0

ORANGE BOWL CHAMPIONS

DATE	UM	OPP	OPPONENT	W/L	SCORE	ATT
Sept. 5	10	20	Florida	W	31-4	77,224
Sept. 26	5	10	at Arkansas	W	51-7	55,310
Oct. 3	3	4	at Florida State	W	26-25	62,561
Oct. 10	3	-	Maryland	W	46-16	43,020
Oct. 24	3	-	at Cincinnati	W	48-10	20,011
Oct. 31	3	-	at East Carolina	W	41-3	31,791
Nov. 7	3	-	Miami, Ohio	W	54-3	40,128
Nov. 14	3	-	Virginia Tech (HC)	W	27-13	40,105
Nov. 21	3	-	Toledo	W	24-14	37,010
Nov. 28	2	10	Notre Dame	W	24-0	76,640
Dec. 5	2	8	South Carolina	W	20-16	63,317
Orange Bowl (Miami, Fla.)						
Jan. 1	2	1	Oklahoma	W	20-14	74,760
Total points/Attendance					412-125	622,877

1987 STATISTICAL LEADERS

RUSHING

	ATT	YARDS	AVG	TD	LP
Williams	135	673	5.0	5	49

PASSING

	ATT	COMP	PCT	YARDS	TD	INT	LP
Walsh	298	176	59.1	2249	19	7	73

RECEIVING

	NO	YARDS	AVG	TD	LP
Irvin	44	715	16.3	6	73

INTERCEPTIONS

	NO	YARDS	AVG	TD	LP
Bennie Blades	5	61	12.2	0	26

PUNTING

	NO	YARDS	AVG	I20	LG
Feagles	34	1319	38.8		66

PUNT RETURNS

	NO	YARDS	AVG	TD	LP
Perriman	15	97	6.5	0	13

KICKOFF RETURNS

	NO	YARDS	AVG	TD	LP
Hill	19	497	26.2	0	60

FIELD GOALS

	< 20	20-20	30-39	40-49	50+	TOTAL
Cox	0-0	6-6	3-5	7-10	1-1	17-22

STARTING LINEUP

OFFENSE

SE	Brian Blades
LT	Matt Patchan
LG	Mike Sullivan
C	Bobby Garcia
RG	Scott Provin
RT	John O'Neill
TE	Charles Henry
FL	Michael Irvin
QB	Steve Walsh
FB	Melvin Bratton
HB	Warren Williams

DEFENSE

RE	Bill Hawkins
RT	Greg Mark
LT	Derwin Jones
LE	Daniel Stubbs
WLB	Rod Carter
MLB	George Mira Jr.
SLB	Randy Shannon
RCB	Tolbert Bain
FS	Bennie Blades
SS	Selwyn Brown
LCB	Bubba McDowell

SPECIALISTS

PK	Greg Cox
P	Jeff Feagles
DS	Willis Peguese
H	Jeff Feagles
PR	Cleveland Gary
KR	Randal Hill, Alex Johnson

COACHING STAFF

HEAD COACH

Jimmy Johnson

ASSISTANT COACHES

Hubbard Alexander, receivers
 Joe Brodsky, running backs
 Dave Campo, defensive backs
 Butch Davis, defensive line
 Art Kehoe, offensive line
 Don Soldinger, tight ends
 Gary Stevens, asst. head coach/offensive coordinator/quarterbacks
 Dave Wannstedt, defensive coordinator/linebackers
 Tony Wise, offensive line
 Steve Hoffman, graduate assistant
 Bill Johnson, graduate assistant
 Ron Meeks, graduate assistant
 Tommy Tuberville, graduate assistant
 Dan Werner, graduate assistant

1989 NATIONAL CHAMPIONS

TWO ERICKSONS AND A TENACIOUS 'D'

By the time head coach Dennis Erickson arrived in Coral Gables to take over the UM football program prior to the 1989 season, Miami football had established itself as the "Team of the '80s". With a new coaching staff in place, Miami switched to a one-back offense, but the Hurricanes remained in their trademark 4-3 defense and had the talent on both sides of the ball to maintain their level of excellence. Twelve starters returned, but the loss of quarterback Steve Walsh, running back Cleveland Gary, linebacker Randy Shannon and cornerback Bubba McDowell would be felt. Nonetheless, the Hurricanes reloaded and ran off six victories to start the season.

Quarterback Craig Erickson was lost for three games in the middle of the season — including a 24-10 loss at Florida State — before returning and leading the Hurricanes on an impressive stretch run.

Miami's defense didn't allow a touchdown for one 10-quarter stretch during the regular season, held six opponents without a touchdown and allowed just 9.3 points per game. Miami rebounded from the FSU loss to whip their remaining opponents by an average margin of 18 points, including a 27-10 trouncing of defending national champion and top-ranked Notre Dame (27-10), ending the Irish's 23-game win streak (the seventh season in a row in which UM had defeated a No. 1-ranked team). That victory clinched a

Sugar Bowl berth against seventh-ranked Alabama. Miami dispatched Alabama by a deceptively close 33-25 score in New Orleans and moved into the top spot of the rankings when Notre Dame knocked off top-ranked Colorado in the Orange Bowl, giving the Hurricanes their third national title in seven seasons.

1989 RESULTS 11-1

SUGAR BOWL CHAMPIONS

DATE	UM	OPP	OPPONENT	W/L	SCORE	ATT
Sept. 9	3	-	at Wisconsin	W	51-3	38,646
Sept. 16	3	-	California	W	31-3	56,931
Sept. 23	2	-	at Missouri	W	38-7	43,293
Sept. 30	2	-	at Michigan State	W	26-20	76,217
Oct. 7	2	-	Cincinnati	W	56-0	48,597
Oct. 14	2	-	San Jose State	W	48-16	45,122
Oct. 28	2	9	at Florida State	L	10-24	62,602
Nov. 4	7	-	East Carolina	W	40-10	35,159
Nov. 11	7	14	at Pittsburgh	W	24-3	52,528
Nov. 18	7	-	San Diego State (HC)	W	42-6	42,362
Nov. 25	7	1	Notre Dame	W	27-10	81,634
Sugar Bowl (New Orleans, La.)						
Jan. 1	2	7	Alabama	W	33-25	77,425
Total points/Attendance					432-127	660,516

1989 STATISTICAL LEADERS

RUSHING

	ATT	YARDS	AVG	TD	LP
L. Conley	134	529	3.9	4	30

PASSING

	ATT	COMP	PCT	YARDS	TD	INT	LP
C. Erickson	273	147	53.8	2007	16	13	55

RECEIVING

	NO	YARDS	AVG	TD	LP
D. Dawkins	54	833	15.4	7	55

INTERCEPTIONS

	NO	YARDS	AVG	TD	LP
R. Smith	6	28	4.7	0	22

PUNTING

	NO	YARDS	AVG	I20	LG
Kalal	48	1809	37.7	16	56

PUNT RETURNS

	NO	YARDS	AVG	TD	LP
Carroll	32	381	11.9	0	36

KICKOFF RETURNS

	NO	YARDS	AVG	TD	LP
Hill	12	237	19.8	0	32

FIELD GOALS

	<20	20-20	30-39	40-49	50+	TOTAL
Huerta	0-0	6-6	5-7	6-6	1-3	18-22

STARTING LINEUP

OFFENSE

SE	Randal Hill
OT	Mike Sullivan
OG	Rod Holder
C	Bobby Garcia
OG	Darren Handy
OT	Leon Searcy
TE	Rob Chudzinski
FL	Dale Dawkins
WB	Wesley Carroll
QB	Craig Erickson
FB	Leonard Conley

DEFENSE

RE	Greg Mark
RT	Cortez Kennedy
LT	Russell Maryland
LE	Willis Peguese
WLB	Maurice Crum
MLB	Bernard Clark
SLB	Richard Newbill
RCB	Ryan McNeil
FS	Charles Pharms
SS	Hurlie Brown
LCB	Kenny Berry

SPECIALISTS

PK	Carlos Huerta
P	Tim Kalal
DS	Mike Azer
H	Tim Kalal
PR	Wesley Carroll
KR	Alex Johnson, Randal Hill

COACHING STAFF

HEAD COACH

Dennis Erickson

ASSISTANT COACHES

Gregg Smith, assistant head coach/OL
 Bob Bratkowski, offensive coordinator/WRs
 Sonny Lubick, defensive coordinator/DBs
 Dave Arnold, tight ends/special teams
 Bob Karmelowicz, defensive line
 Art Kehoe, offensive line
 Ed Orgeron, defensive line
 Tommy Tuberville, linebackers
 Alex Wood, running backs
 Carmen Grosso, graduate assistant
 Ronnie Lee, graduate assistant
 Scott Runyan, graduate assistant
 Pete Savage, graduate assistant
 Dan Werner, volunteer assistant

1991 NATIONAL CHAMPIONS

GINO, THE RUTHLESS POSSE AND WIDE RIGHT I

A combustible offense, a rock-solid defense and the nation's best special teams — by 1991 all these traits had become synonymous with Miami football and this team represented the zenith of its era. Quarterback Gino Torretta, a group of skill players nicknamed "The Ruthless Posse," and a linebacker corps that ranks among the greatest ever assembled, led these Hurricanes.

Miami started the season by ripping Arkansas on the road and dominating a Houston offense that had terrorized opponents for four seasons up to that game. Their first stiff challenge came against Penn State on October 12 and the Hurricanes, behind staunch defense and big plays by Horace Copeland (80-yard scoring catch) and Kevin Williams (91-yard punt return for a TD) held off the Nittany Lions.

Two challenges in November punctuated the season. First was the annual grudge match in Tallahassee against Florida State. In what became known as "Wide Right I" the Hurricanes erased a 16-7 deficit in the final period on a 45-yard field goal by Carlos Huerta and a one-yard run by Larry Jones with 3:01 left to take a 17-16 lead. FSU marched down for a potential game-winning field goal in the closing seconds, but Gerry Thomas' 34-yard attempt was wide right.

Miami escaped another close call a week later, slipping by Boston College on the road. The Hurricanes defense held off a late BC drive in the final seconds to preserve the 19-14 victory. A blowout of San Diego State clinched an Orange Bowl berth.

With their fourth national title in their sights, the Hurricanes stymied the Huskers' offense as few had, limiting the Nebraska ground game to just 82 rushing yards and throwing a shutout of the Big Eight Conference champions.

The victory gave Miami the national title in the Associated Press rankings. The Hurricanes shared overall national honors with Rose Bowl champ Washington, which nudged ahead in the coaches' poll.

"To win one national championship is amazing. For guys to win their second in three years, that hasn't been accomplished by many. That's what makes this championship special. And it came in a situation where we had not been picked to be that good. Some people said we'd be No. 3 in the state of Florida."

— Dennis Erickson, Miami head coach

1991 RESULTS

12-0

ORANGE BOWL CHAMPIONS

DATE	UM	OPP	OPPONENT	W/L	SCORE	ATT
Aug. 31	3	—	at Arkansas	W	31-3	46,308
Sept. 12	2	10	Houston	W	40-10	71,842
Sept. 28	2	—	at Tulsa	W	34-10	35,689
Oct. 5	2	—	Oklahoma State	W	40-3	42,751
Oct. 12	2	9	Penn State	W	26-20	75,723
Oct. 19	2	—	Long Beach State	W	55-0	40,498
Oct. 26	2	—	at Arizona	W	36-9	53,349
Nov. 9	3	—	West Virginia* (HC)	W	27-3	60,250
Nov. 16	2	1	at Florida State	W	17-16	63,442
Nov. 23	1	—	at Boston College*	W	19-14	32,071
Nov. 30	1	—	San Diego State	W	39-12	56,721

Orange Bowl (Miami, Fla.)

Jan. 1	1	11	Nebraska	W	22-0	77,747
Total points/Attendance					386-100	656,391

STARTING LINEUP

OFFENSE

SE	Horace Copeland
TE	Coleman Bell/Joe Moore
WT	Leon Searcy
WG	Rudy Barber
C	Kelvin Harris
SG	Claude Jones
ST	Mario Cristobal
FL	Lamar Thomas
QB	Gino Torretta
FB	Stephen McGuire
TB	Darryl Spencer

DEFENSE

RE	Rusty Medearis
RT	Eric Miller
LT	Anthony Hamlet
LE	Kevin Patrick
WLB	Jessie Armstead
MLB	Micheal Barrow
SLB	Darrin Smith
RCB	Herbert James
FS	Darryl Williams
SS	Hurlie Brown
LCB	Ryan McNeil

SPECIALISTS

PK	Carlos Huerta
P	Paul Snyder
DS	Tom Patterson
H	Joe Moore
PR	Kevin Williams
KR	Kevin Williams, Darryl Spencer

COACHING STAFF

HEAD COACH

Dennis Erickson

ASSISTANT COACHES

Gregg Smith, assistant head coach/OL
 Bob Bratkowski, offensive coordinator/WRs
 Sonny Lubick, defensive coordinator/DBs
 Dave Arnold, tight ends/special teams
 Bob Karmelowicz, defensive line
 Art Kehoe, offensive line
 Ed Orgeron, defensive line
 Tommy Tuberville, linebackers
 Alex Wood, running backs
 Carmen Grosso, volunteer assistant
 Scott Auker, graduate assistant
 Eddie Gran, graduate assistant
 Jim Michalczik, graduate assistant
 Randy Shannon, graduate assistant

1991 STATISTICAL LEADERS

RUSHING

	ATT	YARDS	AVG	TD	LP
S. McGuire	123	608	4.9	9	34

PASSING

	ATT	COMP	PCT	YARDS	TD	INT	LP
G. Torretta	371	205	55.3	3095	20	8	99

RECEIVING

	NO	YARDS	AVG	TD	LP
L. Thomas	39	623	16.0	6	71

INTERCEPTIONS

	NO	YARDS	AVG	TD	LP
R. McNeil	5	73	14.6	0	50

PUNTING

	NO	YARDS	AVG	I20	LG
P. Snyder	36	1381	38.4	7	50

PUNT RETURNS

	NO	YARDS	AVG	TD	LP
K. Williams	36	560	15.6	3	91

KICKOFF RETURNS

	NO	YARDS	AVG	TD	LP
K. Williams	10	185	18.5	0	42

FIELD GOALS

	< 20	20-20	30-39	40-49	50+	TOTAL
Huerta	0-0	10-10	3-3	4-6	0-2	17-21

2001 NATIONAL CHAMPIONS

CHARACTER, CLASS, POISE = CHAMPIONSHIP

The Hurricanes' fifth national championship may have been the program's most rewarding. A veteran senior class that had endured the shame of a losing season in 1997 and had rebuilt the program — inside and out — led this team. Miami returned to the top in 2001 by showing character, class and poise.

How good was this team? Many argue it may have been the greatest college football team ever assembled. This team beat opponents by the largest average margin in UM history (33.2 points per game), produced the biggest two-game whippings of any pair of ranked teams in history by defeating Syracuse and Washington by a combined 124-7, set a new UM record for scoring and featured a defense that scored eight touchdowns and led the nation in pass defense, scoring defense and turnover margin.

Throw in a kicking game that featured one of the nation's finest punters and a placekicker that led the nation in field goals and it's hard to argue against the 2001 edition. An astounding seven Hurricanes were named to at least one All-America team's first unit. Six players were finalists for national awards, led by Outland Trophy winner Bryant McKinnie at offensive tackle and Maxwell Award winning quarterback Ken Dorsey.

The 2001 Hurricanes started with a stunning rout of Penn State on the road before the largest crowd (109,313) ever to see a Miami game. They ended Florida State's 54-game unbeaten streak in Tallahassee with a resounding 49-27 whipping.

The stars were numerous. On offense: quarterback Ken Dorsey, tailback Clinton Portis (1,200 yards rushing), tight end Jeremy Shockey, an offensive line that allowed an incredibly low two sacks

by the starting unit, a receivers corps led by Andre Johnson, a defensive line in which nine players could play without losing a step led by William Joseph, a linebacker corps that developed into a force and a secondary that was the nation's best, led by safety Edward Reed and cornerbacks Mike Rumph and Phillip Buchanon.

The power of this team was evident for all to see in its Rose Bowl rout of Nebraska for the national title. Miami roared to a 34-0 halftime lead, erasing any doubts about what team was college football's best in 2001.

2001 RESULTS

12-0

ROSE BOWL CHAMPIONS

DATE	UM	OPP	OPPONENT	W/L	SCORE	ATT
Sept. 1	2	—	at Penn State	W	33-7	109,313
Sept. 8	1	—	Rutgers*	W	61-0	39,804
Sept. 27	1	—	at Pittsburgh*	W	43-21	57,224
Oct. 6	1	—	Troy	W	38-7	36,617
Oct. 13	2	14	at Florida State	W	49-27	82,836
Oct. 25	1	—	West Virginia*	W	45-3	44,411
Nov. 3	1	—	Temple* (HC)	W	38-0	31,128
Nov. 10	1	—	at Boston College*	W	18-7	44,500
Nov. 17	1	14	Syracuse*	W	59-0	52,896
Nov. 24	1	12	Washington	W	65-7	78,114
Dec. 1	1	14	at Virginia Tech*	W	26-24	53,662
Rose Bowl (Pasadena, Calif.)						
Jan. 3	1	4	vs. Nebraska	W	37-14	93,781
Total points/Attendance					512-117	630,505

STARTING LINEUP

OFFENSE

SE	Andre Johnson
TE	Jeremy Shockey
LT	Bryant McKinnie
LG	Sherko Haji-Rasouli/Ed Wilkins
C	Brett Romberg
RG	Martin Bibla
RT	Joaquin Gonzalez
QB	Ken Dorsey
FB	Najeh Davenport
TB	Clinton Portis

DEFENSE

RE	Jerome McDougle
RT	Matt Walters
LT	William Joseph
LE	Andrew Williams/Jamaal Green
WLB	D.J. Williams
MLB	Jonathan Vilma
SLB	Chris Campbell
RCB	Mike Rumph
FS	James Lewis
SS	Edward Reed
LCB	Phillip Buchanon

SPECIALISTS

PK	Todd Sievers
P	Freddie Capshaw
DS	Chris Harvey/Joe Fantigrassi
H	Freddie Capshaw
PR	Phillip Buchanon
KR	Andre Johnson, Frank Gore

COACHING STAFF

HEAD COACH

Larry Coker

ASSISTANT COACHES

Rob Chudzinski, offensive coordinator/TEs
 Randy Shannon, defensive coordinator
 Vernon Hargreaves, linebackers
 Curtis Johnson, receivers
 Art Kehoe, offensive line
 Greg Mark, defensive line
 Don Solding, special teams coordinator/
 running backs
 Mark Stoops, defensive backs
 Dan Werner, quarterbacks
 Frank Giufre, graduate assistant
 Rod Holder, graduate assistant

2001 STATISTICAL LEADERS

RUSHING

	ATT	YARDS	AVG	TD	LP
C. Portis	220	1200	5.5	10	45

PASSING

	ATT	COMP	PCT	YARDS	TD	INT	LP
K. Dorsey	319	184	57.9	2652	23	9	64

RECEIVING

	NO	YARDS	AVG	TD	LP
J. Shockey	40	519	13.0	7	56

INTERCEPTIONS

	NO	YARDS	AVG	TD	LP
E. Reed	9	206	22.9	2	80

PUNTING

	NO	YARDS	AVG	I20	LG
F. Capshaw	36	1508	41.8	15	59

PUNT RETURNS

	NO	YARDS	AVG	TD	LP
P. Buchanon	31	464	15.0	2	59

KICKOFF RETURNS

	NO	YARDS	AVG	TD	LP
A. Johnson	13	254	19.5	0	30

FIELD GOALS

	<20	20-20	30-39	40-49	50+	TOTAL
Sievers	0-0	5-6	9-11	7-8	0-1	21-26

ALL-TIME RESULTS

HOWARD BUCK 1926-28

1926 **8-0**

Freshman Team

DATE	UM OPP	OPPONENT	W/L	SCORE
Oct. 30		Rollins	W	7-0
Nov. 6		Florida Southern	W	12-0
Nov. 13		Mercer	W	22-6
Nov. 20		Stetson	W	20-0
Nov. 25		Havana	W	23-0
Nov. 27		Loyola (New Orleans)	W	6-0
Dec. 24		at Havana	W	23-0
Jan. 1		Howard	W	9-7
Total points				122-13

1927 **3-6-1**

DATE	UM OPP	OPPONENT	W/L	SCORE
Oct. 29		Rollins	W	39-3
Nov. 5		Piedmont	W	46-0
Nov. 11		Spring Hill	L	0-6
Nov. 19		Stetson	L	0-36
Nov. 24		Samford	L	0-52
Dec. 3		Oglethorpe	L	0-13
Dec. 10		Georgetown	T	7-7
Dec. 17		Millsaps	L	0-31
Dec. 26		Louisiana College	W	7-0
Jan. 2		Furman	L	7-39
Total points				106-187

1928 **4-4-1**

DATE	UM OPP	OPPONENT	W/L	SCORE
Oct. 27		Havana	W	62-0
Nov. 3		Rollins	W	31-0
Nov. 10		Elon	L	18-21
Nov. 17		Stetson	L	6-15
Nov. 29		Samford	L	0-7
Dec. 8		Louisiana College	W	20-0
Dec. 15		Union	W	7-6
Dec. 22		Wake Forest	L	6-13
Jan. 1		Florida Southern	T	13-13
Total points				163-75

J. BURTON RIX 1929

1929 **3-2**

DATE	UM OPP	OPPONENT	W/L	SCORE
Oct. 19		Florida Southern	W	6-0
Oct. 26		Rollins	W	32-0
Nov. 2		at Louisiana-Lafayette	L	0-14
Nov. 16		at Stetson	L	0-12
Nov. 28		Samford	W	7-0
Total points				45-26

ERNEST BRETT 1930

1930 **3-4-1**

DATE	UM OPP	OPPONENT	W/L	SCORE
Oct. 24		Florida Southern	W	13-6
Oct. 31		Bowden	W	7-0
Nov. 8		at Temple	L	0-34
Nov. 11		vs. Samford (Dothan, Ala.)	L	0-24
Nov. 14		at Louisiana-Lafayette	W	6-0
Nov. 21		Rollins	T	0-0
Nov. 28		Stetson	L	0-19
Dec. 5		Western Kentucky	L	0-19
Total points				26-102

TOM MCCANN 1931-34

1931 **4-8**

DATE	UM OPP	OPPONENT	W/L	SCORE
Oct. 9		Bowden	L	7-12
Oct. 16		Southern Georgia	L	12-13
Oct. 23		Rollins	W	7-0
Oct. 30		Florida Southern	L	20-31
Nov. 7		at Western Kentucky	L	0-20
Nov. 11		at Murray State	L	0-15
Nov. 14		at Middle Tennessee	L	6-25
Nov. 20		Alabama "B"	L	0-16
Nov. 27		Erskine	W	9-0
Dec. 4		Parris Island	W	12-6
Dec. 11		Jacksonville State	W	14-13
Dec. 18		Norman Park	L	9-19
Total points				96-170

1932 **3-4-1**

DATE	UM OPP	OPPONENT	W/L	SCORE
Oct. 14		William & Mary	W	6-2
Oct. 28		Piedmont	W	30-6
Nov. 4		Georgia Southern	L	6-19
Nov. 10		at Rollins	L	0-6
Nov. 18		Murray State	T	0-0
Nov. 24		Louisiana-Lafayette	W	7-0
Dec. 3		Middle Tennessee	L	0-7
Palm Festival (Miami, Fla.)				
Jan. 1		Manhattan	W	7-0
Total points				56-40

1933 **5-1-2**

DATE	UM OPP	OPPONENT	W/L	SCORE
Oct. 14		Southern Georgia	W	20-0
Oct. 28		Piedmont	W	71-6
Nov. 4		Bowden	W	48-0
Nov. 10		Louisville	W	33-7
Nov. 18		Rollins	W	18-0
Nov. 24		Tampa	T	0-0
Dec. 3		Stetson (HC)	T	0-0
Palm Festival (Miami, Fla.)				
Jan. 1		Duquesne	L	7-33
Total points				197-46

1934 **5-3-1**

DATE	UM OPP	OPPONENT	W/L	SCORE
Oct. 12		Southeastern Louisiana	W	26-7
Oct. 18		Florida Southern	W	26-6
Oct. 26		Wofford	W	42-14
Nov. 2		Stetson (HC)	T	6-6
Nov. 10		at Rollins	L	0-14
Nov. 16		Oglethorpe	W	19-6
Nov. 23		at Tampa	L	6-7
Nov. 30		Baltimore	W	25-6
Orange Bowl (Miami, Fla.)				
Jan. 1		vs. Bucknell	L	0-26
Total points				150-92

IRL TUBBS 1935-36

1935 **5-3**

DATE	UM OPP	OPPONENT	W/L	SCORE
Oct. 11		Southeastern Louisiana	W	2-0
Oct. 19		at Georgetown	L	0-13
Oct. 25		Tampa	L	7-13
Nov. 1		Stetson	L	12-13
Nov. 15		Wake Forest	W	3-0
Nov. 22		Rollins	W	29-0
Nov. 29		Boston (HC)	W	17-0
Dec. 6		Oglethorpe	W	21-13
Total points				91-52

1936 **6-2-2**

DATE	UM OPP	OPPONENT	W/L	SCORE
Sept. 25		Georgia Southern	W	44-0
Oct. 2		Tampa	T	0-0
Oct. 9		at Bucknell	W	6-0
Oct. 17		at Rollins	W	26-0
Oct. 31		at Boston	T	7-7
Nov. 6		Stetson	W	20-6
Nov. 20		Mercer	W	13-0
Nov. 27		Mississippi (HC)	L	0-14
Dec. 4		Georgetown	W	10-6
Dec. 11		South Carolina	L	3-6
Total points				129-39

JACK HARDING 1937-42, 1945-46

1937 **4-4-1**

DATE	UM OPP	OPPONENT	W/L	SCORE
Oct. 1		Georgia Southern ¹	W	40-0
Oct. 8		Spring Hill	W	26-0
Oct. 15		at Bucknell	T	6-6
Oct. 29		Tampa	L	0-12
Nov. 5		Stetson ²	W	25-13
Nov. 12		Catholic	W	21-0
Nov. 26		Drake (HC)	L	0-7
Dec. 3		South Carolina	L	0-3
Dec. 10		Georgia	L	0-26
Total points				118-67

1 — First UM home game in Orange Bowl Stadium
2 — Miami's 100th football game

1938 **8-2**

DATE	UM OPP	OPPONENT	W/L	SCORE
Sept. 30		Spring Hill	W	46-0
Oct. 7		Tampa	W	32-6
Oct. 15		at Florida	W	19-7
Oct. 22		at Drake	L	6-18
Oct. 28		Rollins	W	19-0
Nov. 4		Oglethorpe	W	44-0
Nov. 11		at Catholic	L	0-7
Nov. 18		Duquesne	W	21-7
Nov. 24		Bucknell (HC)	W	19-0
Dec. 2		Georgia	W	13-7
Total points				219-52

1939 **5-5**

DATE	UM OPP	OPPONENT	W/L	SCORE
Oct. 6		Wake Forest	L	0-33
Oct. 14		at Tampa	W	32-7
Oct. 20		Rollins	W	14-6
Oct. 27		Catholic	L	0-14
Nov. 3		Texas Tech	W	19-0
Nov. 10		Drake	W	33-6
Nov. 18		Florida (HC)	L	0-13
Nov. 25		at South Carolina	L	6-7
Dec. 1		North Carolina State	W	27-7
Dec. 8		Georgia	L	0-13
Total points				131-106

1940 **3-7**

DATE	UM OPP	OPPONENT	W/L	SCORE
Oct. 4		Stetson	W	19-0
Oct. 11		Tampa	W	27-0
Oct. 18		Catholic	L	18-20
Oct. 25		Elon	W	31-7
Nov. 1		at Texas Tech	L	14-61
Nov. 8		Rollins	L	0-7
Nov. 16		Florida	L	6-46
Nov. 22		South Carolina	L	2-7
Nov. 29		Mississippi (HC)	L	7-21
Dec. 6		Georgia	L	7-28
Total points				131-197

HISTORY & RECORDS

ALL-TIME RESULTS

1941 8-2

DATE	UM	OPP	OPPONENT	W/L	SCORE
Oct. 3	-	-	Elon	W	38-0
Oct. 10	-	-	at Tampa	W	20-6
Oct. 17	-	-	Rollins	W	21-0
Oct. 24	-	-	Samford	W	19-0
Oct. 31	-	-	Texas Tech	W	6-0
Nov. 7	-	-	West Virginia Wesleyan	W	34-0
Nov. 15	-	-	Florida (HC)	L	0-14
Nov. 21	-	-	South Carolina	W	7-6
Nov. 28	-	18	Alabama	L	7-21
Dec. 5	-	-	VMI	W	10-7
Total points					162-54

1942 7-2

DATE	UM	OPP	OPPONENT	W/L	SCORE
Oct. 3	-	-	Jacksonville AFB	L	0-14
Oct. 10	-	-	Tampa	W	65-6
Oct. 16	-	-	at St. Louis	W	31-6
Oct. 24	-	-	Rollins	W	21-0
Oct. 31	-	-	Furman	W	32-13
Nov. 7	-	-	North Carolina State	L	0-2
Nov. 14	-	-	Florida	W	12-0
Nov. 21	-	-	South Carolina	W	13-6
Nov. 28	-	-	West Virginia	W	21-13
Total points					195-60

EDDIE DUNN 1943-44

1943 5-1

DATE	UM	OPP	OPPONENT	W/L	SCORE
Oct. 2	-	-	at Jacksonville NATTC	W	6-0
Oct. 16	-	-	Camp Gordon	W	52-6
Oct. 23	-	-	Charleston CG	W	13-6
Nov. 5	-	-	Jacksonville NATTC	L	0-20
Nov. 20	-	-	Presbyterian	W	32-13
Nov. 26	-	-	Fort Benning	W	21-7
Total points					124-52

1944 1-7-1

DATE	UM	OPP	OPPONENT	W/L	SCORE
Oct. 7	-	-	South Carolina	T	0-0
Oct. 20	-	-	Ft. Pierce Amph.	L	0-38
Oct. 27	-	18	Wake Forest	L	0-27
Nov. 3	-	-	Florida (HC)	L	0-13
Nov. 10	-	-	North Carolina State	L	7-28
Nov. 17	-	-	Presbyterian	W	31-12
Nov. 24	-	-	Auburn	L	19-38
Dec. 1	-	-	Tulsa	L	2-48
Dec. 8	-	-	Texas A&M	L	14-70
Total points					73-274

JACK HARDING 1937-42, 1945-46

1945 9-1-1

DATE	UM	OPP	OPPONENT	W/L	SCORE
Sept. 28	-	-	at Chattanooga	W	27-7
Oct. 5	-	-	Georgia	L	21-27
Oct. 12	-	-	St. Louis	W	21-0
Oct. 19	-	-	Florida	W	7-6
Oct. 26	-	-	Miami, Ohio (HC)	W	27-13
Nov. 2	-	-	Clemson	W	7-6
Nov. 9	-	-	South Carolina	T	13-13
Nov. 16	-	-	North Carolina State	W	21-7
Nov. 23	-	-	Michigan State	W	21-7
Nov. 30	-	-	Auburn	W	33-7

Orange Bowl (Miami, Fla.)
 Jan. 1 - 16 Holy Cross¹ W 13-6
Total points 224-105
 1 - Miami's 100th victory

1946 8-2

DATE	UM	OPP	OPPONENT	W/L	SCORE
Sept. 28	-	-	at Chattanooga	W	27-7
Sept. 27	-	-	William & Mary	W	13-3
Oct. 4	-	-	North Carolina	L	0-21
Oct. 11	-	-	TCU	W	20-12
Oct. 19	-	-	at Florida	W	20-13
Oct. 25	-	-	Chattanooga	W	33-13
Nov. 1	-	-	at Villanova	W	26-21
Nov. 8	-	-	Miami, Ohio	W	20-17
Nov. 15	-	11	LSU (HC)	L	7-20
Nov. 22	-	-	Washington & Lee	W	40-20
Nov. 29	-	-	Detroit	W	21-7
Total points					200-147

1947 2-7-1

DATE	UM	OPP	OPPONENT	W/L	SCORE
Sept. 26	-	-	Baylor	L	7-18
Oct. 3	-	-	at Villanova	T	7-7
Oct. 10	-	-	TCU	L	6-19
Oct. 17	-	-	Rollins	W	6-0
Oct. 24	-	-	George Washington	W	28-7
Oct. 31	-	-	South Carolina	L	0-8
Nov. 8	-	-	at Cincinnati	L	7-20
Nov. 14	-	-	Vanderbilt	L	7-33
Nov. 21	-	-	Florida (HC)	L	6-7
Nov. 28	-	6	Alabama	L	6-21
Total points					80-140

ANDY GUSTAFSON 1948-63

1948 4-6

DATE	UM	OPP	OPPONENT	W/L	SCORE	ATT
Oct. 1	-	-	Rollins ¹	W	25-0	34,557
Oct. 8	-	-	Villanova	L	10-19	42,827
Oct. 15	-	-	at Detroit	W	6-0	18,451
Oct. 22	-	-	Georgia	L	21-42	46,127
Oct. 29	-	-	Maryland (HC)	L	13-27	35,713
Nov. 5	-	-	Cincinnati	W	36-6	32,361
Nov. 12	-	-	Chattanooga	W	19-0	28,548
Nov. 20	-	-	at Florida	L	13-27	28,000
Nov. 26	-	-	Kentucky	L	5-25	31,361
Dec. 3	-	12	Vanderbilt	L	6-33	28,952
Total points/Attendance					154-179	326,897

¹ - Miami's 200th game

1949 6-3

DATE	UM	OPP	OPPONENT	W/L	SCORE	ATT
Sept. 30	-	-	Rollins	W	52-13	30,776
Oct. 8	-	-	at Louisville	W	26-0	12,000
Oct. 14	-	-	Purdue	L	0-14	48,532
Oct. 21	-	-	Georgia	W	13-9	37,158
Nov. 4	-	-	Detroit	W	27-6	35,031
Nov. 11	-	-	South Carolina	W	13-7	34,185
Nov. 18	-	-	Florida (HC)	W	28-13	55,981
Nov. 25	-	20	Kentucky	L	6-21	42,970
Dec. 2	-	14	Maryland	L	0-13	34,886
Total points/Attendance					165-96	319,507

1950 9-1-1

DATE	UM	OPP	OPPONENT	W/L	SCORE	ATT
Sept. 29	-	-	The Citadel	W	21-0	33,332
Oct. 6	-	-	Villanova	W	18-12	35,294
Oct. 14	-	9	at Purdue	W	20-14	32,000
Oct. 20	14	-	Boston	W	34-7	40,119
Oct. 28	11	-	at Pittsburgh	W	28-0	24,537
Nov. 3	8	-	Georgetown	W	42-7	33,425
Nov. 10	9	-	Louisville	T	13-13	28,824
Nov. 18	17	-	at Florida	W	20-14	40,000
Nov. 24	14	-	Iowa (HC)	W	14-6	44,999
Dec. 1	15	-	Missouri	W	27-9	39,623

Orange Bowl (Miami, Fla.)
 Jan. 1 15 10 Clemson L 14-15 c65,000
Total points/Attendance 251-97 417,153

1951 8-3

DATE	UM	OPP	OPPONENT	W/L	SCORE	ATT
Sept. 29	-	-	at Tulane	L	7-21	40,000
Oct. 5	-	-	Florida State	W	35-13	38,278
Oct. 12	-	-	Purdue	W	7-0	51,838
Oct. 19	-	-	Washington & Lee	W	32-12	39,402
Oct. 26	-	-	Mississippi	W	20-7	46,191
Nov. 3	19	14	at Kentucky	L	0-32	28,000
Nov. 9	-	-	Chattanooga	W	34-7	30,504
Nov. 17	-	-	Florida (HC)	W	21-6	61,602
Nov. 30	-	-	Nebraska	W	19-7	32,283
Dec. 7	-	-	Pittsburgh	L	7-21	39,865

Gator Bowl (Jacksonville, Fla.)
 Jan. 2 - 19 vs. Clemson W 14-0 37,208
Total points/Attendance 196-126 445,171

1952 4-7

DATE	UM	OPP	OPPONENT	W/L	SCORE	ATT
Sept. 26	-	-	VMI	W	45-0	35,525
Oct. 3	-	-	Alabama	L	7-21	53,916
Oct. 10	-	-	at Boston	W	7-9	15,344
Oct. 17	-	-	Richmond	L	41-6	24,535
Oct. 24	-	-	Marquette	W	20-6	22,293
Oct. 31	-	-	Kentucky	L	0-29	25,981
Nov. 7	-	-	Vanderbilt (HC)	L	0-9	32,906
Nov. 14	-	-	Stetson	W	35-0	11,846
Nov. 22	-	-	at Florida	L	6-43	35,000
Nov. 28	-	-	North Carolina	L	7-34	20,222
Dec. 5	-	-	Georgia	L	13-35	21,557
Total points/Attendance					181-192	299,125

1953 4-5

DATE	UM	OPP	OPPONENT	W/L	SCORE	ATT
Sept. 26	-	-	VMI	W	45-0	35,525
Sept. 25	-	-	Florida State	W	27-0	26,629
Oct. 2	-	10	Baylor	L	13-21	28,042
Oct. 9	-	-	Clemson	W	39-7	27,324
Oct. 17	-	-	at Nebraska	L	16-20	38,000
Oct. 23	-	3	Maryland	L	0-30	42,157
Oct. 31	-	-	at Fordham	L	0-20	20,308
Nov. 6	-	15	Auburn	L	20-29	26,472
Nov. 13	-	-	Virginia Tech	W	26-0	17,105
Nov. 28	-	-	Florida (HC)	W	14-10	55,532
Total points/Attendance					155-137	281,569

1954 8-1

DATE	UM	OPP	OPPONENT	W/L	SCORE	ATT
Sept. 24	-	-	Furman	W	51-13	41,827
Oct. 1	-	11	Baylor	W	19-13	35,063
Oct. 8	-	-	Holy Cross	W	26-20	32,856
Oct. 15	-	-	Mississippi State	W	27-13	40,836
Oct. 22	16	-	Maryland	W	9-7	56,659
Oct. 29	10	-	Fordham	W	75-7	37,498
Nov. 6	6	-	at Auburn	L	13-14	25,000
Nov. 19	16	-	Alabama (HC)	W	23-7	61,423
Nov. 27	11	-	at Florida	W	14-0	38,000
Total points/Attendance					257-94	638,901

1955 6-3

DATE	UM	OPP	OPPONENT	W/L	SCORE	ATT
Sept. 17	9	10	at Georgia Tech	L	6-14	39,500
Sept. 30	-	-	Florida State	W	34-0	42,363
Oct. 7	15	5	Notre Dame ¹	L	0-14	75,685
Oct. 21	-	18	TCU	L	19-21	46,034
Oct. 29	-	16	at Pittsburgh	W	21-7	40,117
Nov. 4	-	-	Boston College (HC)	W	14-7	42,249
Nov. 11	20	-	Bucknell	W	46-0	30,240
Nov. 18	-	-	Alabama	W	34-12	35,414
Nov. 26	14	-	Florida	W	7-6	49,362
Total points/Attendance					181-81	400,964

¹ - UM's first home sellout in the Orange Bowl

ALL-TIME RESULTS

DATE	UM	OPP	OPPONENT	W/L	SCORE	ATT
Sept. 28	-	17	South Carolina	W	14-6	44,484
Oct. 5	13	-	Boston College	W	27-6	37,381
Oct. 12	11	-	Maryland	W	13-6	44,304
Oct. 19	11	-	Georgia	T	7-7	42,682
Oct. 27	19	10	at TCU	W	14-0	25,000
Nov. 2	9	-	Florida State	W	20-7	36,925
Nov. 16	8	13	Clemson	W	21-0	47,603
Nov. 23	6	-	West Virginia	W	18-0	37,073
Dec. 1	6	18	at Florida	W	20-7	40,000
Dec. 8	6	13	Pittsburgh (HC)	L	7-14	38,243
Total points/Attendance					161-53	393,695

8-1-1

DATE	UM	OPP	OPPONENT	W/L	SCORE	ATT
Sept. 21	14	-	at Houston	L	0-7	52,000
Oct. 5	-	11	Baylor	W	13-7	43,662
Oct. 11	-	18	North Carolina	L	13-20	47,166
Oct. 18	-	12	North Carolina State	T	0-0	40,783
Oct. 25	-	-	Kansas	W	48-6	33,280
Nov. 1	-	-	Villanova	W	13-7	31,900
Nov. 8	-	-	at Florida State	W	40-13	15,712
Nov. 15	-	-	Maryland (HC)	L	6-16	42,701
Nov. 30	-	20	Florida	L	0-14	59,507
Dec. 7	-	-	Pittsburgh	W	28-13	28,231
Total points/Attendance					161-103	394,942

1957 5-4-1

DATE	UM	OPP	OPPONENT	W/L	SCORE	ATT
Sept. 26	15	14	Wisconsin	L	0-20	62,087
Oct. 4	-	-	at Baylor ¹	W	14-8	20,000
Oct. 10	-	11	LSU	L	0-41	41,467
Oct. 25	-	-	at Boston College	L	2-6	11,000
Oct. 31	-	-	Vanderbilt	L	15-28	25,425
Nov. 7	-	-	Florida State	L	6-17	31,879
Nov. 14	-	-	Maryland	L	14-26	26,747
Nov. 21	-	-	Houston (HC)	L	26-37	24,822
Nov. 29	-	14	Florida ²	L	9-12	24,000
Dec. 6	-	-	Oregon	W	2-0	22,898
Total points/Attendance					88-195	290,325

1958 2-8

DATE	UM	OPP	OPPONENT	W/L	SCORE	ATT
Sept. 25	-	-	Tulane	W	26-7	35,668
Oct. 3	-	-	at Florida State	W	7-6	17,600
Oct. 10	-	1	at LSU	L	3-27	67,000
Oct. 16	-	-	Navy	W	23-8	51,694
Oct. 23	-	7	Auburn	L	6-21	42,986
Oct. 30	-	-	Kentucky	L	3-22	34,547
Nov. 6	-	-	North Carolina	W	14-7	31,136
Nov. 13	-	-	South Carolina (HC)	W	26-6	31,797
Nov. 20	18	11	Michigan State	W	18-13	40,870
Nov. 28	12	-	Florida	L	14-23	25,000
Total points/Attendance					140-140	353,298

1959 6-4

DATE	UM	OPP	OPPONENT	W/L	SCORE	ATT
Sept. 25	-	-	Tulane	W	26-7	35,668
Sept. 30	-	-	North Carolina	W	29-12	40,252
Oct. 8	-	-	at Pittsburgh	L	6-17	29,455
Oct. 14	-	-	South Carolina	W	21-6	28,745
Oct. 22	-	17	at Auburn	L	7-20	25,000
Oct. 28	-	-	Boston College	W	10-7	30,699
Nov. 4	-	-	Florida State	W	25-7	37,984
Nov. 12	-	-	Notre Dame (HC)	W	28-21	58,062
Nov. 18	-	14	Syracuse	L	14-21	45,271
Nov. 26	-	19	Florida	L	0-18	60,122
Dec. 2	-	-	Air Force	W	23-14	29,678
Total points/Attendance					163-143	385,268

1960 6-4

DATE	UM	OPP	OPPONENT	W/L	SCORE	ATT
Sept. 18	-	-	Pittsburgh	L	7-10	33,292
Sept. 23	-	-	at Kentucky	W	14-7	35,000
Sept. 29	-	8	Penn State	W	25-8	45,687
Oct. 6	-	-	Navy	L	6-17	53,182
Oct. 13	-	-	Colorado	L	7-9	40,393
Oct. 27	-	-	North Carolina (HC)	W	10-0	29,612
Nov. 3	-	-	Georgia	W	32-7	38,210
Nov. 11	-	-	at Tulane	W	6-0	15,000
Nov. 24	-	-	Northwestern	W	10-6	48,628
Dec. 2	-	-	at Florida	W	15-6	42,000
Dec. 16	-	14	Syracuse	L	14-15	15,712
Total points/Attendance					146-85	396,716

1961 7-4

DATE	UM	OPP	OPPONENT	W/L	SCORE	ATT
Sept. 16	-	-	Pittsburgh	L	7-10	33,292
Sept. 23	-	-	at Kentucky	W	14-7	35,000
Sept. 29	-	8	Penn State	W	25-8	45,687
Oct. 6	-	-	Navy	L	6-17	53,182
Oct. 13	-	-	Colorado	L	7-9	40,393
Oct. 27	-	-	North Carolina (HC)	W	10-0	29,612
Nov. 3	-	-	Georgia	W	32-7	38,210
Nov. 11	-	-	at Tulane	W	6-0	15,000
Nov. 24	-	-	Northwestern	W	10-6	48,628
Dec. 2	-	-	at Florida	W	15-6	42,000
Liberty Bowl (Memphis, Tenn.)						
Dec. 16	-	14	Syracuse	L	14-15	15,712
Total points/Attendance					146-85	396,716

1962 7-4

DATE	UM	OPP	OPPONENT	W/L	SCORE	ATT
Sept. 16	-	-	Pittsburgh	L	7-10	33,292
Sept. 15	-	-	at Pittsburgh	W	23-14	32,765
Sept. 29	-	-	TCU	W	21-20	51,251
Oct. 5	9	-	Florida State	W	7-6	43,962
Oct. 13	-	6	at LSU	L	3-17	67,500
Oct. 19	-	-	Maryland (HC)	W	28-24	49,381
Oct. 27	-	-	at Air Force	W	21-3	32,789
Nov. 2	-	-	Kentucky	W	25-17	43,614
Nov. 10	-	3	at Alabama	L	3-36	43,000
Nov. 23	-	-	Northwestern	L	7-29	61,381
Dec. 1	-	-	Florida ¹	W	17-15	62,441
Gotham Bowl (New York, N.Y.)						
Dec. 15	-	-	Nebraska	L	34-36	6,166
Total points/Attendance					189-238	494,250

1963 3-7

DATE	UM	OPP	OPPONENT	W/L	SCORE	ATT
Sept. 20	-	-	Florida State	L	0-24	57,596
Sept. 28	-	-	Purdue	W	3-0	46,823
Oct. 4	-	-	at Tulane	W	10-0	18,000
Oct. 11	-	-	LSU	L	0-3	45,986
Oct. 18	-	-	Georgia	L	14-31	44,895
Nov. 2	-	-	at Kentucky	W	20-14	27,500
Nov. 16	-	-	at North Carolina	L	16-27	28,000
Nov. 23	-	-	Florida	L	21-27	57,773
Nov. 30	-	5	Pittsburgh (5)	L	20-31	33,230
Dec. 7	-	9	Alabama (HC)	L	12-17	25,472
Total points/Attendance					116-174	385,275

CHARLIE TATE 1964-69

1964 4-5-1

DATE	UM	OPP	OPPONENT	W/L	SCORE	ATT
Sept. 19	-	-	Florida State	L	0-14	51,605
Sept. 26	-	-	at Georgia Tech	L	0-20	44,115
Oct. 9	-	-	California	L	7-9	32,442
Oct. 17	-	-	Pittsburgh	T	20-20	34,663
Oct. 23	-	-	Indiana	L	14-28	34,249
Oct. 30	-	-	at Detroit	W	10-7	15,180
Nov. 6	-	-	Tulane	W	21-0	33,855
Nov. 13	-	-	Boston College	W	30-6	32,180
Nov. 20	-	-	Vanderbilt (HC)	W	35-17	31,649
Nov. 28	-	-	at Florida	L	10-12	31,118
Total points/Attendance					147-133	341,056

1965 5-4-1

DATE	UM	OPP	OPPONENT	W/L	SCORE	ATT
Sept. 18	-	-	SMU	L	3-7	46,494
Sept. 25	-	9	at Syracuse	W	24-0	32,000
Oct. 2	-	-	at Tulane	L	16-24	17,000
Oct. 9	-	-	LSU	L	27-34	44,367
Oct. 16	-	-	Houston	W	44-12	39,575
Oct. 23	-	-	at Pittsburgh	L	14-28	37,431
Nov. 5	-	-	Boston College	W	27-6	28,704
Nov. 13	-	-	at Vanderbilt	W	28-14	12,996
Nov. 20	-	10	Florida (HC)	W	16-13	67,762
Nov. 27	-	6	Notre Dame	T	0-0	68,077
Total points/Attendance					199-138	394,406

1966 8-2-1

DATE	UM	OPP	OPPONENT	W/L	SCORE	ATT
Sept. 17	-	-	at Colorado	W	24-3	39,000
Sept. 24	-	-	Florida State	L	20-23	54,262
Oct. 1	-	-	at LSU	L	8-10	67,979
Oct. 14	-	-	Georgia	W	7-6	41,756
Oct. 21	-	-	Indiana	W	14-7	19,627
Oct. 28	-	5	USC	W	10-7	51,156
Nov. 5	-	-	at Tulane	T	10-10	40,000
Nov. 11	-	-	Pittsburgh (HC)	W	38-14	35,035
Nov. 18	-	-	Iowa	W	44-0	35,003
Nov. 26	-	9	at Florida	W	21-16	59,211
Liberty Bowl (Memphis, Tenn.)						
Dec. 10	9	-	Virginia Tech	W	14-7	25,012
Total points/Attendance					210-103	468,041

1967 7-4

DATE	UM	OPP	OPPONENT	W/L	SCORE	ATT
Sept. 23	8	-	at Northwestern	L	7-12	38,780
Sept. 29	-	-	Penn State	L	8-17	39,156
Oct. 6	-	-	Tulane	W	34-14	27,510
Oct. 14	-	-	at LSU	W	17-15	67,000
Oct. 21	-	-	at Pittsburgh	W	58-0	24,371
Oct. 27	-	-	Auburn	W	7-0	50,056
Nov. 4	-	-	at Virginia Tech	W	14-7	35,000
Nov. 10	-	-	Georgia Tech (HC)	W	49-7	48,267
Nov. 24	-	6	Notre Dame ¹	L	22-24	77,265
Dec. 9	-	-	Florida	W	20-13	53,229
Bluebonnet Bowl (Houston, Texas)						
Dec. 23	-	-	Colorado	L	21-31	30,156
Total points/Attendance					257-140	490,790

1968 5-5

DATE	UM	OPP	OPPONENT	W/L	SCORE	ATT
Sept. 20	19	-	Northwestern	W	28-7	37,035
Sept. 28	15	-	at Georgia Tech	W	10-7	44,774
Oct. 5	13	2	at USC	L	3-28	71,189
Oct. 11	-	8	LSU	W	30-0	39,284
Oct. 18	12	-	Virginia Tech	W	13-8	36,884
Oct. 26	9	-	at Auburn	L	6-31	45,000
Nov. 1	-	-	Pittsburgh	W	48-0	36,839
Nov. 9	-	4	at Penn State	L	7-22	49,863
Nov. 16	-	16	Alabama (HC)	L	6-14	43,418
Nov. 30	-	-	at Florida	L	10-14	55,875
Total points/Attendance					161-131	460,161

1969 4-6

DATE	UM	OPP	OPPONENT	W/L	SCORE	ATT
Sept. 26	-	-	Florida State	L	14-16	55,478
Oct. 3	-	-	N.C. State	W	23-13	37,038
Oct. 10	-	14	LSU	L	0-20	41,972
Oct. 18	-	-	at Memphis	L	13-26	28,500
Oct. 24	-	-	TCU	W	14-9	21,195
Nov. 1	-	-	at Houston	L	36-38	25,498
Nov. 7	-	-	Navy (HC			

ALL-TIME RESULTS

FRAN CURCI

1971-72

Table with columns: DATE, UM OPP, OPPONENT, W/L, SCORE, ATT. Rows for 1971 and 1972 seasons.

Table with columns: DATE, UM OPP, OPPONENT, W/L, SCORE, ATT. Rows for 1973 and 1974 seasons.

PETE ELLIOTT

1973-74

Table with columns: DATE, UM OPP, OPPONENT, W/L, SCORE, ATT. Rows for 1975 and 1976 seasons.

Table with columns: DATE, UM OPP, OPPONENT, W/L, SCORE, ATT. Rows for 1977 and 1978 seasons.

CARL SELMER

1975-76

Table with columns: DATE, UM OPP, OPPONENT, W/L, SCORE, ATT. Rows for 1975 and 1976 seasons.

Table with columns: DATE, UM OPP, OPPONENT, W/L, SCORE, ATT. Rows for 1977 and 1978 seasons.

LOU SABAN

1977-78

Table with columns: DATE, UM OPP, OPPONENT, W/L, SCORE, ATT. Rows for 1979 and 1980 seasons.

Table with columns: DATE, UM OPP, OPPONENT, W/L, SCORE, ATT. Rows for 1981 and 1982 seasons.

HOWARD SCHNELLENBERGER

1979-83

Table with columns: DATE, UM OPP, OPPONENT, W/L, SCORE, ATT. Rows for 1979 and 1980 seasons.

Table with columns: DATE, UM OPP, OPPONENT, W/L, SCORE, ATT. Rows for 1981 and 1982 seasons.

Table with columns: DATE, UM OPP, OPPONENT, W/L, SCORE, ATT. Rows for 1983 and 1984 seasons.

Table with columns: DATE, UM OPP, OPPONENT, W/L, SCORE, ATT. Rows for 1985 and 1986 seasons.

HISTORY & RECORDS

ALL-TIME RESULTS

1983 11-1

NATIONAL CHAMPIONS

ORANGE BOWL CHAMPIONS

DATE	UM	OPP	OPPONENT	W/L	SCORE	ATT
Sept. 3	-	-	at Florida	L	3-28	73,907
Sept. 10	-	-	at Houston	W	29-7	20,000
Sept. 17	-	-	Purdue	W	35-0	37,150
Sept. 24	-	13	Notre Dame	W	20-0	52,480
Oct. 1	15	-	at Duke	W	56-17	28,750
Oct. 8	12	-	Louisville	W	42-14	30,073
Oct. 15	10	-	at Mississippi State	W	31-7	29,456
Oct. 22	8	-	at Cincinnati	W	17-7	14,163
Oct. 29	7	12	West Virginia (HC)	W	20-3	63,881
Nov. 5	5	-	East Carolina	W	12-7	39,225
Nov. 12	6	-	at Florida State	W	17-16	57,333

Orange Bowl (Miami, Fla.)
Jan. 1 5 1 Nebraska W 31-30 72,596
Total points/Attendance 313-136 519,014

JIMMY JOHNSON 1984-88

1984 8-5

FIESTA BOWL

DATE	UM	OPP	OPPONENT	W/L	SCORE	ATT
Aug. 27	10	1	vs. Auburn ¹	W	20-18	51,131
Sept. 1	10	17	vs. Florida ²	W	32-20	72,831
Sept. 8	1	14	at Michigan	L	14-22	105,403
Sept. 15	5	-	at Purdue	W	28-17	56,716
Sept. 22	4	15	Florida State	L	3-38	60,210
Sept. 29	16	-	Rice	W	38-3	20,084
Oct. 6	14	16	at Notre Dame	W	31-13	59,075
Oct. 13	10	-	at Cincinnati	W	49-25	25,642
Oct. 20	9	-	Pittsburgh (HC)	W	27-7	32,872
Nov. 3	6	-	at Louisville	W	38-23	20,113
Nov. 10	6	-	Maryland	L	40-42	31,548
Nov. 23	12	-	Boston College	L	45-47	30,325

Fiesta Bowl (Tempe, Ariz.)
Jan. 1 13 14 UCLA L 37-39 60,310
Total points/Attendance 402-314 626,260

1985 10-2

SUGAR BOWL

DATE	UM	OPP	OPPONENT	W/L	SCORE	ATT
Sept. 7	-	5	Florida	L	23-35	80,277
Sept. 14	-	-	at Rice	W	48-20	15,411
Sept. 28	-	-	at Boston College ¹	W	45-10	31,864
Oct. 5	-	-	at East Carolina	W	27-15	34,511
Oct. 12	-	-	Cincinnati	W	38-0	30,164
Oct. 19	-	3	at Oklahoma	W	27-14	75,008
Oct. 26	15	-	Louisville	W	45-7	31,761
Nov. 2	11	10	at Florida State	W	35-27	61,250
Nov. 9	8	-	at Maryland ²	W	29-22	62,350
Nov. 23	4	-	Colorado State ³ (HC)	W	24-3	35,035
Nov. 30	4	-	Notre Dame	W	58-7	49,236

Sugar Bowl (New Orleans, La.)
Jan. 1 2 8 Tennessee L 7-35 77,432
Total points/Attendance 406-195 584,299

1 - at Foxboro, Massachusetts
2 - at Baltimore, Maryland
3 - Miami's 600th game

1986 11-1

FIESTA BOWL

DATE	UM	OPP	OPPONENT	W/L	SCORE	ATT
Aug. 30	3	-	at South Carolina	W	34-14	c73,500
Sept. 6	3	13	at Florida	W	23-15	c74,875
Sept. 13	2	-	Texas Tech	W	61-11	41,925
Sept. 27	2	1	Oklahoma	W	28-16	c71,451
Oct. 4	1	-	Northern Illinois	W	34-0	33,905
Oct. 11	1	-	at West Virginia	W	58-14	c63,500
Oct. 18	1	-	at Cincinnati	W	45-13	29,546
Nov. 1	1	20	Florida State	W	41-23	62,834
Nov. 8	1	-	at Pittsburgh	W	37-10	c55,338
Nov. 15	1	-	Tulsa (HC)	W	23-10	51,110
Nov. 27	1	-	East Carolina	W	36-10	30,202

Fiesta Bowl (Tempe, Ariz.)
Jan. 2 1 2 Penn State L 10-14 c73,098
Total points/Attendance 430-150 671,284

1987 12-0

NATIONAL CHAMPIONS

ORANGE BOWL CHAMPIONS

DATE	UM	OPP	OPPONENT	W/L	SCORE	ATT
Sept. 5	10	20	Florida	W	31-4	77,224
Sept. 26	5	10	at Arkansas	W	51-7	55,310
Oct. 3	3	4	at Florida State	W	26-25	62,561
Oct. 10	3	-	Maryland	W	46-16	43,020
Oct. 24	3	-	at Cincinnati	W	48-10	20,011
Oct. 31	3	-	at East Carolina	W	41-3	31,791
Nov. 7	3	-	Miami, Ohio	W	54-3	40,128
Nov. 14	3	-	Virginia Tech (HC)	W	27-13	40,105
Nov. 21	3	-	Toledo	W	24-14	37,010
Nov. 28	2	10	Notre Dame	W	24-0	76,640
Dec. 5	2	8	South Carolina	W	20-16	63,317

Orange Bowl (Miami, Fla.)
Jan. 1 2 1 Oklahoma W 20-14 74,760
Total points/Attendance 412-125 622,877

1988 11-1

ORANGE BOWL CHAMPIONS

DATE	UM	OPP	OPPONENT	W/L	SCORE	ATT
Sept. 3	6	1	Florida State	W	31-0	77,836
Sept. 17	1	15	at Michigan	W	31-30	105,834
Sept. 24	1	-	Wisconsin	W	23-3	48,311
Oct. 1	1	-	Missouri	W	55-0	40,654
Oct. 15	1	4	at Notre Dame	L	30-31	59,075
Oct. 22	4	-	Cincinnati	W	57-3	44,107
Oct. 29	4	-	at East Carolina	W	31-7	29,400
Nov. 5	3	-	Tulsa (HC)	W	34-3	38,196
Nov. 19	3	11	at LSU	W	44-3	79,500
Nov. 26	3	8	Arkansas	W	18-16	63,271
Dec. 3	2	-	BYU	W	41-17	59,367

Orange Bowl (Miami, Fla.)
Jan. 2 2 6 Nebraska W 23-3 79,480
Total points/Attendance 418-116 725,031

DENNIS ERICKSON 1989-94

1989 11-1

NATIONAL CHAMPIONS

SUGAR BOWL CHAMPIONS

DATE	UM	OPP	OPPONENT	W/L	SCORE	ATT
Sept. 9	3	-	at Wisconsin	W	51-3	38,646
Sept. 16	3	-	California	W	31-3	56,931
Sept. 23	2	-	at Missouri	W	38-7	43,293
Sept. 30	2	-	at Michigan State	W	26-20	76,217
Oct. 7	2	-	Cincinnati	W	56-0	48,597
Oct. 14	2	-	San Jose State	W	48-16	45,122
Oct. 28	2	9	at Florida State	L	10-24	62,602
Nov. 4	7	-	East Carolina	W	40-10	35,159
Nov. 11	7	14	at Pittsburgh	W	24-3	52,528
Nov. 18	7	-	San Diego State (HC)	W	42-6	42,362
Nov. 25	7	1	Notre Dame	W	27-10	81,634

Sugar Bowl (New Orleans, La.)
Jan. 1 2 7 Alabama W 33-25 77,425
Total points/Attendance 432-127 660,516

1990 10-2

COTTON BOWL CHAMPIONS

DATE	UM	OPP	OPPONENT	W/L	SCORE	ATT
Sept. 8	1	16	at BYU	L	21-28	c66,235
Sept. 15	10	-	at California	W	52-24	47,000
Sept. 29	10	-	Iowa	W	48-21	c70,420
Oct. 6	9	2	Florida State	W	31-22	c80,396
Oct. 13	3	-	Kansas	W	34-0	54,211
Oct. 20	2	6	at Notre Dame	L	20-29	c59,075
Oct. 27	8	-	at Texas Tech	W	45-10	c50,028
Nov. 3	8	-	Pittsburgh (HC)	W	45-0	50,412
Nov. 17	3	-	Boston College	W	42-12	50,942
Nov. 24	2	-	Syracuse	W	33-7	66,196
Dec. 1	3	-	at San Diego State	W	30-28	34,201

Cotton Bowl (Dallas, Texas)
Jan. 1 4 3 vs. Texas W 46-3 c73,521
Total points/Attendance 447-184 702,637

1991 12-0, 2-0 Big East (1st)

NATIONAL CHAMPIONS

ORANGE BOWL CHAMPIONS

DATE	UM	OPP	OPPONENT	W/L	SCORE	ATT
Aug. 31	3	-	at Arkansas	W	31-3	46,308
Sept. 12	2	10	Houston	W	40-10	71,842
Sept. 28	2	-	at Tulsa	W	34-10	35,689
Oct. 5	2	-	Oklahoma State	W	40-3	42,751
Oct. 12	2	9	Penn State	W	26-20	75,723
Oct. 19	2	-	Long Beach State	W	55-0	40,498
Oct. 26	2	-	at Arizona	W	36-9	53,349
Nov. 9	3	-	West Virginia* (HC)	W	27-3	60,250
Nov. 16	2	1	at Florida State	W	17-16	63,442
Nov. 23	1	-	at Boston College*	W	19-14	32,071
Nov. 30	1	-	San Diego State	W	39-12	56,721

Orange Bowl (Miami, Fla.)
Jan. 1 11 11 Nebraska W 22-0 77,747
Total points/Attendance 386-100 656,391

1992 11-1, 4-0 Big East (1st)

SUGAR BOWL

DATE	UM	OPP	OPPONENT	W/L	SCORE	ATT
Sept. 5	1	23	at Iowa ¹	W	24-7	70,397
Sept. 19	1	-	Florida A&M	W	38-0	74,292
Sept. 26	1	-	Arizona	W	8-7	47,049
Oct. 3	2	3	Florida State	W	17-16	77,338
Oct. 10	2	7	at Penn State	W	17-14	96,704
Oct. 17	1	-	TCU	W	45-10	42,915
Oct. 24	1	-	at Virginia Tech*	W	43-23	51,423
Oct. 31	1	-	West Virginia*	W	35-23	51,246
Nov. 14	1	-	Temple* (HC)	W	48-0	41,212
Nov. 21	1	8	at Syracuse*	W	16-10	49,857
Nov. 28	1	-	at San Diego State	W	63-17	52,108

Sugar Bowl (New Orleans, La.)
Jan. 1 1 2 Alabama L 13-34 76,789c
Total points/Attendance 369-161 731,330
1 - Miami's 400th victory

1993 9-3, 6-1 Big East (2nd)

FIESTA BOWL

DATE	UM	OPP	OPPONENT	W/L	SCORE	ATT
Sept. 4	4	20	at Boston College*	W	23-7	33,298
Sept. 18	3	-	Virginia Tech*	W	21-2	55,723
Sept. 25	3	-	Colorado	W	35-29	52,391
Oct. 2	3	-	Georgia Southern	W	30-7	43,147
Oct. 9	3	1	at Florida State	L	10-28	77,813
Oct. 23	6	23	Syracuse*	W	49-0	63,194
Oct. 30	4	-	Temple*	W	42-7	33,927
Nov. 6	4	-	at Pittsburgh*	W	35-7	32,064
Nov. 13	3	-	Rutgers* (HC)	W	31-17	52,561
Nov. 20	4	9	at West Virginia*	L	14-17	70,222
Nov. 27	9	-	Memphis	W	41-17	38,737

Fiesta Bowl (Tempe, Ariz.)
Jan. 1 10 16 vs. Arizona L 0-29 72,260
Total points/Attendance 331-167 615,337

ALL-TIME RESULTS

1994 10-2, 7-0 Big East (1st)

ORANGE BOWL

DATE	UM	OPP	OPPONENT	W/L	SCORE	ATT
Sept. 3	6	-	Georgia Southern	W	56-0	54,058
Sept. 10	5	-	at Arizona State	W	47-10	48,729
Sept. 24	6	17	Washington	L	20-38	62,663
Oct. 1	13	-	at Rutgers*	W	24-3	39,719
Oct. 8	13	3	Florida State	W	34-20	77,010
Oct. 22	7	-	at West Virginia*	W	38-6	63,760
Oct. 29	6	13	Virginia Tech*	W	24-3	57,618
Nov. 5	5	10	at Syracuse*	W	27-6	49,565
Nov. 12	5	-	Pittsburgh* (HC)	W	17-12	50,058
Nov. 19	5	-	at Temple*	W	38-14	11,873
Nov. 26	4	25	Boston College*	W	23-7	60,579

Orange Bowl (Miami, Fla.)

Jan. 1	4	1	vs. Nebraska	L	17-24	81,753
Total points/Attendance					365-143	657,385

1 - Miami's 700th game

BUTCH DAVIS

1995-2000

1995 8-3, 6-1 Big East (1st)

DATE	UM	OPP	OPPONENT	W/L	SCORE	ATT
Sept. 2	12	-	at UCLA	L	8-31	60,091
Sept. 9	19	-	Florida A&M	W	49-3	57,721
Sept. 23	17	-	at Virginia Tech*	L	7-13	51,206
Oct. 7	-	1	at Florida State	L	17-41	80,350
Oct. 14	-	-	Rutgers*	W	56-21	19,747
Oct. 21	-	-	at Pittsburgh*	W	17-16	28,794
Oct. 28	-	-	Temple* (HC)	W	36-12	28,147
Nov. 4	-	-	Baylor	W	35-14	32,655
Nov. 11	-	-	at Boston College*	W	17-14	44,500
Nov. 18	25	-	West Virginia*	W	17-12	43,409
Nov. 25	25	22	Syracuse*	W	35-24	47,544
Total points/Attendance					294-201	494,164

1996 9-3, 6-1 Big East (1st)

CARQUEST BOWL CHAMPIONS

DATE	UM	OPP	OPPONENT	W/L	SCORE	ATT
Aug. 31	11	-	at Memphis	W	30-7	32,096
Sept. 7	11	-	The Citadel	W	52-6	35,747
Sept. 12	10	-	at Rutgers*	W	33-0	29,379
Sept. 28	10	-	Pittsburgh*	W	45-0	32,747
Oct. 12	6	3	Florida State	L	16-34	75,913
Oct. 19	12	-	East Carolina	L	6-31	31,909
Oct. 26	25	12	at West Virginia*	W	10-7	66,948
Nov. 2	22	-	at Temple*	W	57-26	8,608
Nov. 16	18	21	Virginia Tech* (HC)	L	7-21	38,814
Nov. 23	25	-	Boston College*	W	43-26	34,540
Nov. 20	23	16	at Syracuse*	W	38-31	49,426

Carquest Bowl (Miami, Fla.)

Dec. 27	19	-	vs. Virginia	W	31-21	46,418
Total points/Attendance					368-210	487,545

1997 5-6, 3-4 Big East (5th)

DATE	UM	OPP	OPPONENT	W/L	SCORE	ATT
Aug. 30	14	-	at Baylor	W	45-14	36,750
Sept. 13	13	24	Arizona State	L	12-23	42,219
Sept. 18	22	-	at Pittsburgh*	L	17-21	40,194
Sept. 27	-	-	West Virginia*	L	17-28	39,270
Oct. 4	-	4	at Florida State	L	0-47	80,165
Oct. 18	-	-	at Boston College*	W _{2OT}	45-44	40,006
Oct. 25	-	-	Temple	W	47-15	26,351
Nov. 1	-	-	Arkansas State	W	42-10	20,559
Nov. 8	-	20	at Virginia Tech*	L	25-27	53,177
Nov. 15	-	-	Rutgers* (HC)	W	51-23	19,949
Nov. 29	-	16	Syracuse*	L	13-33	25,147
Total points/Attendance					314-285	424,950

1998 9-3, 5-2 Big East (2nd)

MICRON PC BOWL CHAMPIONS

DATE	UM	OPP	OPPONENT	W/L	SCORE	ATT
Sept. 5	-	-	E. Tennessee State	W	66-17	36,617
Sept. 12	-	-	at Cincinnati	W	38-12	20,681
Sept. 19	-	-	Virginia Tech*	LOT	20-27	41,155
Oct. 3	-	-	at Rutgers*	W	53-17	21,419
Oct. 10	-	9	Florida State	L	14-26	63,617
Oct. 24	-	13	at West Virginia*	W	34-31	60,081
Oct. 31	25	-	Boston College* (HC)	W	35-17	32,917
Nov. 14	24	-	at Temple*	W	42-7	18,734
Nov. 19	22	-	Pittsburgh*	W	38-10	38,084
Nov. 28	19	21	at Syracuse*	L	13-66	49,521
Dec. 5	-	3	UCLA (3)	W	49-45	46,819

Micron PC Bowl (Miami, Fla.)

Dec. 29	24	-	N.C. State	W	46-23	44,387
Total points/Attendance					448-298	474,032

1999 9-4, 6-1 Big East (2nd)

GATOR BOWL CHAMPIONS

DATE	UM	OPP	OPPONENT	W/L	SCORE	ATT
Aug. 29	12	9	vs. Ohio State ¹	W	23-12	73,037
Sept. 4	8	-	Florida A&M	W	57-3	54,147
Sept. 18	8	2	Penn State	L	23-27	74,427
Sept. 25	9	-	at East Carolina ²	L	23-27	45,900
Oct. 9	19	1	at Florida State	L	21-31	80,967
Oct. 16	23	-	at Boston College*	W	31-28	44,084
Oct. 30	23	-	West Virginia*	W	28-20	30,310
Nov. 6	22	-	at Pittsburgh*	W	33-3	38,710
Nov. 13	19	2	at Virginia Tech*	L	10-43	53,130
Nov. 20	-	-	Rutgers* (HC)	W	55-0	21,167
Nov. 27	-	-	Syracuse*	W	45-13	35,208
Dec. 4	23	-	Temple*	W	55-0	20,319

Gator Bowl (Jacksonville, Fla.)

Jan. 1	23	15	vs. Georgia Tech	W	28-13	43,416
Total points/Attendance					404-207	495,885

1 - Kickoff Classic (Meadowlands, N.J.)
2 - Raleigh, N.C.

2000 11-1, 7-0 Big East (1st)

SUGAR BOWL CHAMPIONS

DATE	UM	OPP	OPPONENT	W/L	SCORE	ATT
Aug. 31	6	-	McNeese State	W	61-14	48,411
Sept. 9	4	15	at Washington	L	29-34	74,157
Sept. 23	12	-	at West Virginia*	W	47-10	63,735
Sept. 30	10	-	at Rutgers*	W	64-6	23,782
Oct. 7	7	1	Florida State	W	27-24	80,905
Oct. 21	4	-	at Temple*	W	45-17	28,351
Oct. 28	4	-	Louisiana Tech	W	42-31	46,671
Nov. 4	3	2	Virginia Tech* (HC)	W	41-21	77,410
Nov. 11	2	-	Pittsburgh*	W	35-7	47,520
Nov. 18	2	-	at Syracuse*	W	26-0	49,327
Nov. 25	2	-	Boston College*	W	52-6	49,715

Sugar Bowl (New Orleans, La.)

Jan. 2	2	7	vs. Florida (7)	W	37-20	64,407
Total points/Attendance					506-190	654,337

LARRY COKER

2001-06

2001 12-0, 7-0 Big East (1st)

NATIONAL CHAMPIONS

ROSE BOWL CHAMPIONS

DATE	UM	OPP	OPPONENT	W/L	SCORE	ATT
Sept. 1	2	-	at Penn State	W	33-7	109,313
Sept. 8	1	-	Rutgers*	W	61-0	39,804
Sept. 27	1	-	at Pittsburgh*	W	43-21	57,224
Oct. 6	1	-	Troy	W	38-7	36,617
Oct. 13	2	14	at Florida State	W	49-27	82,836
Oct. 25	1	-	West Virginia*	W	45-3	44,411
Nov. 3	1	-	Temple* (HC)	W	38-0	31,128
Nov. 10	1	-	at Boston College*	W	18-7	44,500
Nov. 17	1	14	Syracuse*	W	59-0	52,896
Nov. 24	1	12	Washington	W	65-7	78,114
Dec. 1	1	14	at Virginia Tech*	W	26-24	53,662

Rose Bowl (Pasadena, Calif.)

Jan. 3	1	4	vs. Nebraska	W	37-14	93,781
Total points/Attendance					512-117	630,505

2002 12-1, 7-0 Big East (1st)

FIESTA BOWL

DATE	UM	OPP	OPPONENT	W/L	SCORE	ATT
Aug. 31	1	-	Florida A&M	W	63-17	68,548
Sept. 7	1	6	at Florida	W	41-16	85,777
Sept. 14	1	-	at Temple	W	44-21	33,169
Sept. 21	1	-	Boston College*	W	38-6	73,622
Oct. 5	1	-	Connecticut	W	48-14	52,131
Oct. 12	1	9	Florida State* (HC)	W	28-27	81,927
Oct. 26	1	-	at West Virginia ¹ *	W	40-23	56,817
Nov. 2	1	-	at Rutgers*	W	42-17	27,222
Nov. 9	2	-	at Tennessee	W	26-3	107,745
Nov. 21	1	17	Pittsburgh*	W	28-21	64,897
Nov. 30	1	-	at Syracuse*	W	49-7	45,679
Dec. 7	1	17	Virginia Tech*	W	56-45	76,108

Fiesta Bowl (Tempe, Ariz.)

Jan. 3	1	2	vs. Ohio State	L _{2OT}	24-31	77,502
Total points/Attendance					527-248	851,144

1 - Miami's 800th game

2003 11-2, 6-1 Big East (1st)

ORANGE BOWL CHAMPIONS

DATE	UM	OPP	OPPONENT	W/L	SCORE	ATT
Aug. 28	3	-	at Louisiana Tech ¹	W	48-9	43,279
Sept. 6	3	18	Florida	W	38-33	79,932
Sept. 13	2	-	East Carolina	W	38-3	65,825
Sept. 20	2	-	at Boston College*	W	33-14	44,500
Oct. 2	2	-	West Virginia* ²	W	22-20	54,621
Oct. 11	2	5	at Florida State	W	22-14	84,336
Oct. 18	2	-	Temple*	W	52-14	49,144
Nov. 1	2	10	at Virginia Tech*	L	7-31	65,115
Nov. 8	6	18	Tennessee	L	6-10	69,722
Nov. 15	14	-	Syracuse* (HC)	W	17-10	48,130
Nov. 22	13	-	Rutgers*	W	34-10	39,572
Nov. 29	10	20	at Pittsburgh*	W	28-14	60,486

Orange Bowl (Miami, Fla.)

Jan. 1	10	9	vs. Florida State	W	16-14	76,739c
Total points/Attendance					361-196	779,227

1 - Shreveport, La.
2 - Miami's 500th victory

2004 9-3, 5-3 ACC (3rd)

PEACH BOWL CHAMPIONS

DATE	UM	OPP	OPPONENT	W/L	SCORE	ATT
Sept. 10	5	4	Florida State*	W _{OT}	16-10	78,622
Sept. 18	4	-	Louisiana Tech	W	48-0	53,721
Sept. 23	4	-	at Houston	W	38-13	36,698
Oct. 2	4	-	at Georgia Tech*	W	27-3	55,000
Oct. 14	3	18	Louisville	W	41-38	63,715
Oct. 23	4	-	at N.C. State*	W	45-31	55,600
Oct. 30	4	-	at North Carolina*	L	28-31	58,000
Nov. 6	11	-	Clemson* (HC)	LOT	17-24	55,225
Nov. 13	18	12	at Virginia*	W _{OT}	31-21	63,701
Nov. 20	12	-	Wake Forest*	W	52-7	41,315
Dec. 4	9	11	Virginia Tech*	L	10-16	62,205

Peach Bowl (Atlanta, Ga.)

Dec. 31	14	18	vs. Florida	W	27-10	c69,
---------	----	----	-------------	---	-------	------

ALL-TIME RESULTS

2006 7-6, 3-5 ACC (4th, Coastal)

MPC COMPUTERS BOWL CHAMPIONS

DATE	UM	OPP	OPPONENT	W/L	SCORE	ATT
Sept. 4	11	11	Florida State*	L	10-13	71,481
Sept. 9	16	-	Florida A&M	W	51-10	40,208
Sept. 16	15	12	at Louisville	L	7-31	42,704
Sept. 30	-	-	Houston	W	14-13	36,107
Oct. 7	-	-	North Carolina*	W	27-7	29,261
Oct. 14	-	-	FIU	W	35-0	51,130
Oct. 21	-	-	at Duke*	W	20-15	16,291
Oct. 28	-	21	at Georgia Tech*	L	23-30	55,230
Nov. 4	-	24	Virginia Tech* (HC)	L	10-17	41,504
Nov. 11	-	24	at Maryland*	L	13-14	50,721
Nov. 18	-	-	at Virginia*	L	7-17	54,522
Nov. 23	-	18	Boston College*	W	17-14	23,308
MPC Computers Bowl (Boise, Idaho)						
Dec. 31	-	-	vs. Nevada	W	21-20	28,652
Total points/Attendance					255-201	512,467

RANDY SHANNON

2007-10

2007 5-7, 2-6 ACC (4th, Coastal)

DATE	UM	OPP	OPPONENT	W/L	SCORE	ATT
Sept. 1	-	-	Marshall	W	31-3	39,830
Sept. 8	-	6	at Oklahoma	L	13-51	85,357
Sept. 15	-	-	FIU	W	23-9	40,915
Sept. 20	-	16	Texas A&M	W	34-17	44,622
Sept. 29	-	-	Duke*	W	24-14	30,614
Oct. 6	-	-	at North Carolina*	L	27-33	59,000
Oct. 13	-	-	Georgia Tech*	L	14-17	52,416
Oct. 20	-	-	at Florida State*	W	37-29	82,728
Nov. 3	-	-	N.C. State*	LOT	16-19	34,621
Nov. 10	-	19	Virginia*	L	0-48	62,106
Nov. 17	-	10	at Virginia Tech*	L	14-44	66,233
Nov. 24	-	-	at Boston College*	L	14-28	44,500
Total points/Attendance					285-274	642,942

2008 7-6, 4-4 ACC (t3rd, Coastal)

EMERALD BOWL

DATE	UM	OPP	OPPONENT	W/L	SCORE	ATT
Aug. 28	-	-	Charleston Southern	W	52-7	48,119
Sept. 6	-	5	at Florida	L	3-26	90,833
Sept. 20	-	-	at Texas A&M	W	41-23	84,165
Sept. 27	-	-	North Carolina*	L	24-28	35,830
Oct. 4	-	-	Florida State*	L	39-41	65,786
Oct. 11	-	-	UCF	W	20-14	40,011
Oct. 18	-	-	at Duke*	W	49-31	32,011
Oct. 25	-	-	Wake Forest*	W	16-10	41,208
Nov. 1	-	-	at Virginia*	W	24-17	53,308
Nov. 13	-	-	Virginia Tech*	W	16-14	46,838
Nov. 20	-	-	at Georgia Tech*	L	23-41	49,335
Nov. 29	-	-	at N.C. State*	L	28-38	56,329
Emerald Bowl (San Francisco, Calif.)						
Dec. 27	-	-	California	L	17-24	42,268
Total points/Attendance					352-314	686,041

2009 9-4, 5-3 ACC (3rd, Coastal)

CHAMPS SPORTS BOWL

DATE	UM	OPP	OPPONENT	W/L	SCORE	ATT
Sept. 7	-	18	at Florida State*	W	38-34	81,077
Sept. 17	20	14	Georgia Tech*	W	33-17	45,329
Sept. 26	9	11	at Virginia Tech*	L	7-31	66,233
Oct. 3	17	8	Oklahoma	W	21-20	61,790
Oct. 10	11	-	Florida A&M	W	48-16	47,859
Oct. 17	9	-	at UCF	W	27-7	48,453
Oct. 24	8	-	Clemson*	LOT	37-40	43,778
Oct. 31	18	-	at Wake Forest*	W	28-27	30,011
Nov. 7	16	-	Virginia*	W	52-17	48,350
Nov. 14	12	-	at North Carolina*	L	24-33	57,500
Nov. 21	20	-	Duke*	W	34-16	38,200
Nov. 28	19	-	at USF	W	31-10	66,469
Champs Sports Bowl (Orlando, Fla.)						
Dec. 29	15	25	vs. Wisconsin	L	14-20	56,747
Total points/Attendance					394-288	635,049

2010 7-6, 5-3 ACC (2nd, Coastal)

HYUNDAI SUN BOWL

DATE	UM	OPP	OPPONENT	W/L	SCORE	ATT
Sept. 2	13	-	Florida A&M	W	45-0	53,674
Sept. 11	12	2	at Ohio State	L	24-36	105,454
Sept. 23	19	-	at Pittsburgh	W	31-3	58,115
Oct. 2	16	-	at Clemson*	W	30-21	81,500
Oct. 9	13	23	Florida State*	L	17-45	75,115
Oct. 16	-	-	at Duke*	W	28-13	25,911
Oct. 23	25	-	North Carolina*	W	33-10	43,584
Oct. 30	22	-	at Virginia*	L	19-24	39,528
Nov. 6	-	24	Maryland* (HC)	W	26-20	55,434
Nov. 13	-	-	at Georgia Tech*	W	35-10	47,425
Nov. 20	24	14	Virginia Tech*	L	17-31	40,101
Nov. 27	-	-	USF	L	20-23	41,148
Hyundai Sun Bowl (El Paso, Texas)						
Dec. 31	-	-	vs. Notre Dame ¹	L	17-33	54,021
Total points/Attendance					342-269	721,010

¹ - Interim Head Coach Jeff Stoutland

AL GOLDEN

2011-PRESENT

2011 6-6, 3-5 ACC (5th, Coastal)

DATE	UM	OPP	OPPONENT	W/L	SCORE	ATT
Sept. 5	-	-	at Maryland*	L	24-32	52,875
Sept. 17	-	17	Ohio State	W	24-6	66,279
Sept. 24	-	-	Kansas State	L	24-28	43,786
Oct. 1	-	-	Bethune-Cookman ¹	W	45-14	40,387
Oct. 8	-	21	at Virginia Tech*	L	35-38	66,233
Oct. 15	-	-	at North Carolina*	W	30-24	60,000
Oct. 22	-	22	Georgia Tech*	W	24-7	43,716
Oct. 27	-	-	Virginia*	L	21-28	40,403
Nov. 5	-	-	Duke* (HC)	W	49-14	62,053
Nov. 12	-	-	at Florida State*	L	19-23	82,322
Nov. 19	-	-	at USF	W	6-3	57,572
Nov. 25	-	-	Boston College*	L	17-24	43,952
Total points/Attendance					325-234	659,578

¹ - Miami's 900th game

YEARLY RECORDS

INDEPENDENT 1926-1990

YEAR	OVERALL	HEAD COACH
1926	8-0	Howard Buck
1927	3-6-1	Howard Buck
1928	4-4-1	Howard Buck
1929	3-2	J. Burton Rix
1930	3-4-1	Ernest Brett
1931	4-8	Tom McCann
1932	3-4-1	Tom McCann
1933	5-1-2	Tom McCann
1934	5-3-1	Tom McCann
1935	5-3	Irl Tubbs
1936	6-2-2	Irl Tubbs
1937	4-4-1	Jack Harding
1938	8-2	Jack Harding
1939	5-5	Jack Harding
1940	3-7	Jack Harding
1941	8-2	Jack Harding
1942	7-2	Jack Harding
1943	5-1	Eddie Dunn
1944	1-7-1	Eddie Dunn
1945	9-1-1	Jack Harding
1946	8-2	Jack Harding
1947	2-7-1	Jack Harding
1948	4-6	Andy Gustafson
1949	6-3	Andy Gustafson
1950	9-1-1	Andy Gustafson
1951	8-3	Andy Gustafson
1952	4-7	Andy Gustafson
1953	4-5	Andy Gustafson
1954	8-1	Andy Gustafson
1955	6-3	Andy Gustafson
1956	8-1-1	Andy Gustafson
1957	5-4-1	Andy Gustafson
1958	2-8	Andy Gustafson
1959	6-4	Andy Gustafson
1960	6-4	Andy Gustafson
1961	7-4	Andy Gustafson
1962	7-4	Andy Gustafson
1963	3-7	Andy Gustafson
1964	4-5-1	Charlie Tate
1965	5-4-1	Charlie Tate
1966	8-2-1	Charlie Tate
1967	7-4	Charlie Tate
1968	5-5	Charlie Tate
1969	4-6	Charlie Tate
1970	3-8	Charlie Tate (1-1) Walt Kichefski (2-7)
1971	4-7	Fran Curci
1972	5-6	Fran Curci
1973	5-6	Pete Elliott
1974	6-5	Pete Elliott
1975	2-8	Carl Selmer
1976	3-8	Carl Selmer
1977	3-8	Lou Saban
1978	6-5	Lou Saban
1979	5-6	Howard Schnellenberger
1980	9-3	Howard Schnellenberger
1981	9-2	Howard Schnellenberger
1982	7-4	Howard Schnellenberger
1983	11-1	Howard Schnellenberger
1984	8-5	Jimmy Johnson

INDEPENDENT 1926-1990

YEAR	OVERALL	HEAD COACH
1985	10-2	Jimmy Johnson
1986	11-1	Jimmy Johnson
1987	12-0	Jimmy Johnson
1988	11-1	Jimmy Johnson
1989	11-1	Dennis Erickson
1990	10-2	Dennis Erickson

BIG EAST CONFERENCE 1991-2003

YEAR	OVERALL	BE	FINISH	HEAD COACH
1991	12-0	2-0	1st	Dennis Erickson
1992	11-1	4-0	1st	Dennis Erickson
1993	9-3	6-1	2nd	Dennis Erickson
1994	10-2	7-0	1st	Dennis Erickson
1995	8-3	6-1	t1st	Butch Davis
1996	9-3	6-1	t1st	Butch Davis
1997	5-6	3-4	5th	Butch Davis
1998	9-3	5-2	2nd	Butch Davis
1999	9-4	6-1	2nd	Butch Davis
2000	11-1	7-0	1st	Butch Davis
2001	12-0	7-0	1st	Larry Coker
2002	12-1	7-0	1st	Larry Coker
2003	11-2	6-1	t1st	Larry Coker

ATLANTIC COAST CONFERENCE 2004-PRESENT

YEAR	OVERALL	ACC	FINISH	HEAD COACH
2004	9-3	5-3	t3rd	Larry Coker
2005	9-3	6-2	2nd, Coastal	Larry Coker
2006	7-6	3-5	4th, Coastal	Larry Coker
2007	5-7	2-6	4th, Coastal	Randy Shannon
2008	7-6	4-4	t3rd, Coastal	Randy Shannon
2009	9-4	5-3	3rd, Coastal	Randy Shannon
2010	7-6	5-3	2nd, Coastal	Randy Shannon
2011	6-6	3-5	5th, Coastal	Al Golden

RECORD BREAKDOWN

Games Played: 930 games
 All-Time Record: 579-332-19
 Winning Percentage: .633
 Independent: 392-262-19 (.597)
 Big East: 128-29 (.815)
 ACC: 59-41 (.590)

RECORD BY COACH

Howard Buck	15-10-1	Jimmy Johnson	52-9-0
J. Burton Rix	3-2-0	Dennis Erickson	63-9-0
Ernest Brett	3-4-1	Butch Davis	51-20-0
Tom McCann	17-16-4	Larry Coker	60-15-0
Irl Tubbs	11-5-2	Randy Shannon	28-23-0
Jack Harding	54-32-3	Al Golden	6-6-0
Eddie Dunn	6-8-1		
Andy Gustafson	93-65-3		
Charlie Tate	34-27-3		
Walt Kichefski	2-7-0		
Fran Curci	9-13-0		
Pete Elliott	11-11-0		
Carl Selmer	5-16-0		
Lou Saban	9-13-0		
Howard Schnellenberger	41-16-0		

SERIES HISTORY (FBS/FCS ONLY)

OPPONENT	ALL TIME	UNDER GOLDEN	FIRST MEETING	LAST MEETING	STRK	OPPONENT	ALL TIME	UNDER GOLDEN	FIRST MEETING	LAST MEETING	STRK
Air Force	2-0-0	—	1960	1962	W2	Murray State	0-1-1	—	1931	1932	T1
Alabama	3-14-0	—	1941	1993	L1	Navy	3-2-0	—	1959	1975	L1
Arizona	2-1-0	—	1991	1994	L1	Nebraska	5-5-0	—	1951	2001	W1
Arizona State	1-1-0	—	1994	1997	L1	Nevada	1-0-0	—	2006	2006	W1
Arkansas	3-0-0	—	1987	1991	W3	North Carolina	7-7-0	1-0-0	1946	2011	W2
Arkansas State	1-0-0	—	1997	1997	W1	N.C. State	7-5-1	—	1939	2008	L2
Army	3-0-0	—	1971	1973	W3	North Texas	1-0-0	—	1980	1980	W1
Auburn	4-7-0	—	1944	1984	W2	Northern Illinois	1-0-0	—	1986	1986	W1
Baylor	6-3-0	—	1947	1997	W2	Northwestern	2-2-0	—	1961	1968	W1
Bethune-Cookman	1-0-0	1-0-0	2011	2011	W1	Notre Dame	7-15-1	—	1955	2010	L2
Boston College	23-5-0	0-1-0	1955	2011	L2	Ohio State	2-3-0	1-0-0	1977	2011	W1
Boston University	2-1-1	—	1935	1952	L1	Oklahoma	4-3-0	—	1973	2009	W1
BYU	1-1-0	—	1988	1990	L1	Oklahoma State	1-0-0	—	1991	1991	W1
Bucknell	3-1-1	—	1935	1955	W2	Oregon	1-0-0	—	1958	1958	W1
Cal	2-2-0	—	1964	2008	L1	Pacific	2-0-0	—	1974	1977	W2
Charleston Southern	1-0-0	—	2008	2008	W1	Penn State	6-7-0	—	1961	2001	W1
Chattanooga	4-0-0	—	1945	1951	W4	Pittsburgh	22-9-1	—	1950	2010	W7
Cincinnati	10-1-0	—	1947	1998	W10	Presbyterian	2-0-0	—	1943	1944	W2
The Citadel	2-0-0	—	1950	1996	W2	Purdue	5-1-0	—	1949	1984	W5
Clemson	6-3-0	—	1945	2010	W1	Rice	2-0-0	—	1984	1985	W2
Colorado	3-5-0	—	1961	2005	W2	Richmond	1-0-0	—	1952	1952	W1
Colorado State	1-0-0	—	1985	1985	W1	Rutgers	11-0-0	—	1993	2003	W11
Connecticut	1-0-0	—	2002	2002	W1	Samford	3-3-0	—	1926	1941	W1
Drake	1-2-0	—	1937	1939	W1	San Diego State	5-1-0	—	1978	1992	W4
Duke	8-1-0	1-0-0	1976	2011	W8	San Jose State	1-0-0	—	1989	1989	W1
East Carolina	9-2-0	—	1980	2003	W1	South Carolina	8-5-2	—	1936	1987	L1
East Tennessee State	1-0-0	—	1998	1998	W1	Southeastern Louisiana	2-0-0	—	1934	1935	W2
Elon	2-1-0	—	1928	1941	W2	SMU	0-1-0	—	1965	1965	L1
Florida	28-26-0	—	1938	2008	L1	Stetson	5-5-2	—	1926	1952	W4
Florida A&M	8-1-0	—	1979	2010	W8	Syracuse	15-7-0	—	1960	2003	W5
FIU	2-0-0	—	2006	2007	W2	Temple	13-1-0	—	1930	2005	W13
Florida Southern	4-1-1	—	1926	1934	W1	Tennessee	1-2-0	—	1986	2003	L1
Florida State	31-25-0	0-1-0	1951	2011	L2	Texas	2-2-0	—	1972	1991	W1
Fordham	1-1-0	—	1953	1954	W1	Texas A&M	2-1-0	—	1944	2008	W2
Furman	2-1-0	—	1927	1954	W2	TCU	6-3-0	—	1946	1992	W1
Georgetown	2-1-0	—	1935	1950	W2	Texas Tech	4-1-0	—	1939	1990	W3
Georgia	4-7-1	—	1937	1966	W1	Toledo	1-0-0	—	1987	1987	W1
Georgia Southern	4-1-0	—	1932	1994	W4	Troy	1-0-0	—	2001	2001	W1
Georgia Tech	7-10-0	1-0-0	1955	2011	W3	Tulane	6-5-1	—	1951	1978	L2
Holy Cross	2-0-0	—	1945	1954	W2	Tulsa	3-1-0	—	1944	1991	W3
Houston	11-7-0	—	1957	2006	W7	UCF	2-0-0	—	2008	2009	W2
Indiana	1-1-0	—	1964	1966	W1	UCLA	1-2-0	—	1985	1998	W1
Iowa	4-0-0	—	1950	1992	W4	UNLV	1-0-0	—	1972	1972	W1
Jacksonville State	1-0-0	—	1931	1931	W1	USC	1-1-0	—	1966	1968	L1
Kansas	4-0-0	—	1957	1990	W4	USF	3-1-0	1-0-0	2005	2011	W1
Kansas State	0-1-0	0-1-0	2011	2011	L1	Utah State	1-0-0	—	1978	1978	W1
Kentucky	3-5-0	—	1948	1963	W3	Vanderbilt	4-4-0	—	1947	1981	W4
Louisiana-Lafayette	2-1-0	—	1929	1932	W2	Villanova	3-1-1	—	1946	1957	W2
LSU	3-9-0	—	1946	2005	L1	Virginia	5-4-0	0-1-0	1996	2011	L2
Louisiana Tech	4-0-0	—	1979	2004	W4	VMI	2-0-0	—	1941	1952	W2
Louisville	9-1-1	—	1933	2006	L1	Virginia Tech	17-12-0	0-1-0	1953	2011	L3
Maryland	8-9-0	0-1-0	1949	2011	L1	Wake Forest	7-3-0	—	1928	2009	W6
Marshall	1-0-0	—	2007	2007	W1	Washington	1-2-0	—	1994	2001	W1
McNeese State	1-0-0	—	2000	2000	W1	Western Kentucky	0-2-0	—	1930	1931	L2
Memphis	2-1-0	—	1969	1996	W2	West Virginia	16-3-0	—	1942	2003	W6
Mercer	2-0-0	—	1926	1936	W2	William & Mary	3-0-0	—	1932	1970	W3
Miami (Ohio)	3-0-0	—	1945	1987	W3	Wisconsin	2-2-0	—	1958	2009	L1
Michigan	1-1-0	—	1984	1988	W1	Wofford	1-0-0	—	1934	134	W1
Michigan State	4-0-0	—	1945	1989	W4						
Middle Tennessee	0-2-0	—	1931	1932	L2						
Mississippi	1-2-0	—	1936	1951	W1						
Mississippi State	2-3-0	—	1954	1983	W2						
Missouri	0-3-0	—	1950	1989	W3						

HISTORY & RECORDS

SERIES RESULTS

AIR FORCE

MIAMI LEADS, 2-0

YEAR	UM	OPP	SITE	W/L	SCORE
1960	-	-	Miami	W	23-14
1962	-	-	Colorado Springs, Colo.	W	21-3

Miami: Miami leads, 1-0
 Colorado Springs: Miami leads, 1-0

ALABAMA

ALABAMA LEADS, 14-3

YEAR	UM	OPP	SITE	W/L	SCORE
1941	-	18	Miami	L	7-21
1947	-	6	Miami	L	6-21
1952	-	-	Miami	L	7-21
1954	16	-	Miami (HC)	W	23-7
1955	-	-	Miami	W	34-12
1962	-	3	Tuscaloosa, Ala.	L	3-36
1963	-	9	Miami (HC)	L	12-17
1968	-	16	Miami (HC)	L	6-14
1969	-	-	Tuscaloosa, Ala.	L	6-42
1970	-	-	Miami (HC)	L	8-32
1971	-	4	Tuscaloosa, Ala.	L	3-31
1973	-	2	Tuscaloosa, Ala.	L	13-43
1974	-	2	Miami	L	7-28
1977	-	2	Tuscaloosa, Ala.	L	0-36
1979	-	1	Tuscaloosa, Ala.	L	0-30
1990	2	7	New Orleans	W	33-25
1993	1	2	New Orleans	L	13-34

Miami: Alabama leads, 7-2
 Tuscaloosa: Alabama leads, 6-0
 Neutral Sites: Tied, 1-1

ARIZONA

MIAMI LEADS, 2-1

YEAR	UM	OPP	SITE	W/L	SCORE
1991	2	-	Tucson, Ariz.	W	36-9
1992	1	-	Miami	W	8-7
1994	10	16	Tempe, Ariz. (Fiesta)	L	0-29

Miami: Miami leads, 1-0
 Tucson: Miami leads 1-0
 Neutral Sites: Arizona leads, 1-0

ARIZONA STATE

TIED 1-1

YEAR	UM	OPP	SITE	W/L	SCORE
1994	5	-	Tempe, Ariz.	W	47-10
1997	13	24	Tempe, Ariz.	L	12-13

Tempe: Tied, 1-1

ARKANSAS

MIAMI LEADS, 3-0

YEAR	UM	OPP	SITE	W/L	SCORE
1987	5	10	Fayetteville	W	51-7
1988	3	8	Miami	W	18-16
1991	3	-	Fayetteville	W	31-3

Miami: Miami leads, 1-0
 Fayetteville: Miami leads, 2-0

ARKANSAS STATE

MIAMI LEADS, 1-0

YEAR	UM	OPP	SITE	W/L	SCORE
1997	-	-	Miami	W	42-10

Miami: Miami leads, 1-0

ARMY

MIAMI LEADS, 3-0

YEAR	UM	OPP	SITE	W/L	SCORE
1971	-	-	Miami (HC)	W	24-13
1972	-	-	West Point, N.Y.	W	28-7
1973	-	-	West Point, N.Y.	W	19-7

Miami: Miami leads, 1-0
 West Point: Miami leads, 2-0

AUBURN

AUBURN LEADS, 7-4

YEAR	UM	OPP	SITE	W/L	SCORE
1944	-	-	Miami	L	19-38
1945	-	-	Miami	W	33-7
1953	-	-	Miami	L	20-29
1954	6	-	Auburn, Ala.	L	13-14
1959	-	7	Miami	L	6-21
1960	-	17	Auburn, Ala.	L	7-20
1967	-	-	Miami	W	7-0
1968	9	-	Auburn, Ala.	L	6-31
1974	16	11	Miami	L	0-3
1978	-	19	Auburn, Ala.	W	17-15
1984	10	1	Tampa, Fla.	W	20-18

Miami: Auburn leads, 4-2
 Auburn: Auburn leads, 3-1
 Neutral Site: Miami leads, 1-0

BAYLOR

MIAMI LEADS, 6-3

YEAR	UM	OPP	SITE	W/L	SCORE
1947	-	-	Miami	L	7-18
1953	-	10	Miami	L	13-21
1954	-	11	Miami	W	19-13
1957	-	11	Miami	W	13-7
1958	-	-	Waco, Texas	W	14-8
1971	-	-	Miami	W	41-15
1972	-	-	Waco, Texas	L	3-10
1995	-	-	Miami	W	35-14
1997	14	-	Waco, Texas	W	45-14

Miami: Miami leads, 4-2
 Waco, Texas: Miami leads, 2-1

BETHUNE-COOKMAN

MIAMI LEADS, 1-0

YEAR	UM	OPP	SITE	W/L	SCORE
2011	-	-	Miami	W	45-14

Miami: Miami leads, 1-0

BOSTON COLLEGE

MIAMI LEADS, 23-5

YEAR	UM	OPP	SITE	W/L	SCORE
1955	-	-	Miami	W	14-7
1956	13	-	Miami	W	27-6
1958	-	-	Chestnut Hill, Mass.	L	2-6
1960	-	-	Miami	W	10-7
1964	-	-	Miami	W	30-6
1965	-	-	Miami	W	27-6
1973	16	-	Miami	W	15-10
1975	-	-	Chestnut Hill, Mass.	L	7-21
1976	-	-	Miami (HC)	W	13-6
1979	-	-	Miami (HC)	W	19-8
1984	12	-	Miami	L	45-47
1985	-	-	Chestnut Hill, Mass.	W	45-10
1990	3	-	Miami	W	42-12
1991	1	-	Chestnut Hill, Mass.	W	19-14
1993	4	20	Chestnut Hill, Mass.	W	23-7
1994	4	25	Miami	W	23-7
1995	-	-	Chestnut Hill, Mass.	W	17-14

YEAR	UM	OPP	SITE	W/L	SCORE
1996	25	-	Miami	W	43-26
1997	-	-	Chestnut Hill, Mass.	W2OT	45-44
1998	25	-	Miami	W	35-17
1999	23	-	Chestnut Hill, Mass.	W	31-28
2000	2	-	Miami	W	52-6
2001	1	-	Chestnut Hill, Mass.	W	18-7
2002	1	-	Miami	W	38-6
2003	2	-	Miami	W	33-14
2006	-	18	Miami	W	17-14
2007	-	-	Chestnut Hill, Mass.	L	14-28
2011	-	-	Miami	L	17-24

Miami: Miami leads, 16-2
 Chestnut Hill: Miami leads, 7-3

BOSTON UNIVERSITY

MIAMI LEADS, 2-1-1

YEAR	UM	OPP	SITE	W/L	SCORE
1935	-	-	Miami (HC)	W	17-0
1936	-	-	Boston	T	7-7
1950	14	-	Miami	W	34-7
1952	-	-	Boston	L	7-9

Miami: Miami leads, 2-0
 Boston: Boston leads, 1-0-1

BYU

TIED, 1-1

YEAR	UM	OPP	SITE	W/L	SCORE
1988	2	-	Miami	W	41-17
1990	1	16	Provo, Utah	L	21-28

Miami: Miami leads, 1-0
 Provo: BYU leads, 1-0

BUCKNELL

MIAMI LEADS, 3-1-1

YEAR	UM	OPP	SITE	W/L	SCORE
1935	-	-	Miami (Orange Bowl)	L	0-26
1936	-	-	Lewisburg, Pa.	W	6-0
1937	-	-	Lewisburg, Pa.	T	6-6
1938	-	-	Miami (HC)	W	19-0
1955	20	-	Miami	W	46-0

Miami: Miami leads, 2-0
 Lewisburg: Miami leads, 1-0-1
 Neutral Site: Bucknell leads, 1-0

CAL

TIED, 2-2

YEAR	UM	OPP	SITE	W/L	SCORE
1964	-	-	Miami	L	7-9
1989	3	-	Miami	W	31-3
1990	10	-	Berkeley, Calif.	W	52-24
2008	-	-	San Francisco	L	17-24

Miami: Tied, 1-1
 Berkeley: Miami leads, 1-0
 Neutral Site: Cal leads, 1-0

CHARLESTON SOUTHERN

MIAMI LEADS, 1-0

YEAR	UM	OPP	SITE	W/L	SCORE
2008	-	-	Miami	W	52-7

Miami: Miami leads, 1-0

SERIES RESULTS

CHATTANOOGA

MIAMI LEADS, 4-0

YEAR	UM	OPP	SITE	W/L	SCORE
1945	-	-	Chattanooga, Tenn.	W	27-7
1946	-	-	Miami	W	33-13
1948	-	-	Miami	W	19-0
1951	-	-	Miami	W	34-7

Miami: Miami leads, 3-0

Chattanooga: Miami leads, 1-0

CINCINNATI

MIAMI LEADS, 10-1

YEAR	UM	OPP	SITE	W/L	SCORE
1947	-	-	Cincinnati	L	7-20
1948	-	-	Miami	W	36-6
1982	-	-	Miami	W	19-13
1983	8	-	Cincinnati	W	37-7
1984	10	-	Cincinnati	W	49-25
1985	-	-	Miami	W	38-0
1986	1	-	Cincinnati	W	45-13
1987	3	-	Cincinnati	W	48-10
1988	4	-	Miami	W	57-3
1989	2	-	Miami	W	56-0
1998	-	-	Cincinnati	W	38-12

Miami: Miami leads, 5-0

Cincinnati: Cincinnati leads, 5-1

THE CITADEL

MIAMI LEADS, 2-0

YEAR	UM	OPP	SITE	W/L	SCORE
1950	-	-	Miami	W	21-0
1996	11	-	Miami	W	52-6

Miami: Miami leads, 2-0

CLEMSON

MIAMI LEADS, 6-3

YEAR	UM	OPP	SITE	W/L	SCORE
1945	-	-	Miami	W	7-6
1951	-	19	Miami (Orange)	L	14-15
1952	-	-	Jacksonville, Fla.	W	14-0
1953	-	-	Miami	W	39-7
1956	8	13	Miami	W	21-0
2004	11	-	Miami	LOT	17-24
2005	13	20	Clemson, S.C.	W	36-30
2009	8	-	Miami	LOT	37-40
2010	16	-	Clemson, S.C.	W	30-21

Miami: Miami leads, 3-2

Clemson: Miami leads, 2-0

Neutral Site: Tied, 1-1

COLORADO

COLORADO LEADS, 5-3

YEAR	UM	OPP	SITE	W/L	SCORE
1961	-	-	Miami	L	7-9
1966	-	-	Boulder, Colo.	W	24-3
1967	-	-	Houston	L	21-31
1975	-	13	Miami	L	10-23
1976	-	-	Boulder, Colo.	L	3-33
1978	-	-	Boulder, Colo.	L	7-17
1993	3	-	Boulder, Colo.	W	35-29
2005	12	-	Miami	W	23-3

Miami: Colorado leads, 2-1

Boulder: Tied, 2-2

Neutral Site: Colorado leads, 1-0

COLORADO STATE

MIAMI LEADS, 1-0

YEAR	UM	OPP	SITE	W/L	SCORE
1985	4	-	Miami (HC)	W	24-3

Miami: Miami leads, 1-0

CONNECTICUT

MIAMI LEADS, 1-0

YEAR	UM	OPP	SITE	W/L	SCORE
2002	1	-	Miami	W	48-14

Miami: Miami leads, 1-0

DETROIT

MIAMI LEADS, 4-0

YEAR	UM	OPP	SITE	W/L	SCORE
1947	-	-	Miami	W	21-7
1948	-	-	Detroit	W	6-0
1949	-	-	Miami	W	27-6
1964	-	-	Detroit	W	10-7

Miami: Miami leads, 2-0

Detroit: Miami leads, 2-0

DRAKE

DRAKE LEADS, 2-1

YEAR	UM	OPP	SITE	W/L	SCORE
1937	-	-	Miami (HC)	L	0-7
1938	-	-	Des Moines, Iowa	L	6-18
1939	-	-	Miami	W	33-6

Miami: Tied, 1-1

Des Moines: Drake leads, 1-0

DUKE

MIAMI LEADS, 8-1

YEAR	UM	OPP	SITE	W/L	SCORE
1976	-	-	Miami	L	7-20
1983	15	-	Durham, N.C.	W	56-17
2005	9	-	Miami	W	52-7
2006	-	-	Durham, N.C.	W	20-15
2007	-	-	Miami	W	24-14
2008	-	-	Durham, N.C.	W	49-31
2009	20	-	Miami	W	34-16
2010	-	-	Durham, N.C.	W	28-13
2011	-	-	Miami (HC)	W	49-14

Miami: Miami leads, 4-1

Durham: Miami leads, 4-0

DUQUESNE

TIED, 1-1

YEAR	UM	OPP	SITE	W/L	SCORE
1934	-	-	Miami	L	7-33
1938	-	-	Miami	W	21-7

Miami: Tied, 1-1

EAST CAROLINA

MIAMI LEADS, 9-2

YEAR	UM	OPP	SITE	W/L	SCORE
1980	-	-	Miami (HC)	W	23-10
1981	-	-	Greenville, N.C.	W	31-6
1983	5	-	Miami	W	12-7
1985	-	-	Greenville, N.C.	W	27-15
1986	1	-	Miami	W	36-10

YEAR	UM	OPP	SITE	W/L	SCORE
1987	3	-	Greenville, N.C.	W	41-3
1988	4	-	Greenville, N.C.	W	31-7
1989	7	-	Miami	W	40-10
1996	12	-	Miami	L	6-31
1999	9	-	Miami	L	23-27
2003	2	-	Miami	W	38-3

Miami: Miami leads, 5-2

Greenville: Miami leads, 4-0

EAST TENNESSEE STATE

MIAMI LEADS, 1-0

YEAR	UM	OPP	SITE	W/L	SCORE
1998	-	-	Miami	W	66-17

Miami: Miami leads, 1-0

ELON

MIAMI LEADS, 2-1

YEAR	UM	OPP	SITE	W/L	SCORE
1928	-	-	Miami	L	18-21
1940	-	-	Miami	W	31-7
1941	-	-	Miami	W	38-0

Miami: Miami leads, 2-1

FLORIDA

MIAMI LEADS, 28-26

YEAR	UM	OPP	SITE	W/L	SCORE
1938	-	-	Gainesville	W	19-7
1939	-	-	Miami (HC)	L	0-13
1940	-	-	Miami	L	6-46
1941	-	-	Miami (HC)	L	0-14
1942	-	-	Miami	W	12-0
1944	-	-	Miami (HC)	L	0-13
1945	-	-	Miami	W	7-6
1946	-	-	Gainesville	W	20-13
1947	-	-	Miami (HC)	L	6-7
1948	-	-	Gainesville	L	13-27
1949	-	-	Miami (HC)	W	28-13
1950	17	-	Gainesville	W	20-14
1951	-	-	Miami (HC)	W	21-6
1952	-	-	Gainesville	L	6-43
1953	-	-	Miami (HC)	W	14-10
1954	11	-	Gainesville	W	14-0
1955	14	-	Miami	W	7-6
1956	6	18	Gainesville	W	20-7
1957	-	20	Miami	L	0-14
1958	-	14	Jacksonville, Fla.	L	9-12
1959	12	-	Jacksonville, Fla.	L	14-23
1960	-	19	Miami	L	0-18
1961	-	-	Gainesville	W	15-6
1962	-	-	Miami	W	17-15
1963	-	-	Miami	L	21-27
1964	-	-	Gainesville	L	10-12
1965	-	10	Miami (HC)	W	16-13
1966	-	9	Gainesville	W	21-16
1967	-	-	Miami	W	20-13
1968	-	-	Gainesville	L	10-14
1969	-	17	Miami	L	16-35
1970	-	-	Gainesville	W	14-13
1971	-	-	Miami	L	16-45
1972	-	-	Gainesville	L	6-17
1973	-	-	Miami	L	7-14
1974	-	-	Gainesville	L	7-31
1975	-	13	Miami	L	11-15
1976	-	-	Orlando, Fla.	L	10-19
1977	-	-	Miami	L	14-31
1978	-	-	Gainesville	W	22-21
1979	-	-	Miami	W	30-24
1980	-	18	Gainesville	W	31-7
1981	-	17	Miami	W	21-20
1982	15	16	Gainesville	L	14-17
1983	-	-	Gainesville	L	3-28
1984	16	17	Tampa, Fla.	W	32-20

SERIES RESULTS

YEAR	UM	OPP	SITE	W/L	SCORE
1985	–	5	Miami	L	23-35
1986	3	13	Gainesville	W	23-15
1987	10	20	Miami	W	31-4
2000	2	7	New Orleans	W	37-20
2002	1	6	Gainesville	W	41-16
2003	3	18	Miami	W	38-33
2004	14	18	Atlanta	W	27-10
2008	–	5	Gainesville	L	3-26

Miami: Florida leads, 14-13
 Gainesville: Miami leads, 12-9
 Neutral Site: Tied, 3-3

FLORIDA A&M

MIAMI LEADS, 8-1

YEAR	UM	OPP	SITE	W/L	SCORE
1979	–	–	Tallahassee	L	13-16
1980	–	–	Miami	W	49-0
1992	1	–	Miami	W	38-0
1995	19	–	Miami	W	49-3
1999	8	–	Miami	W	57-3
2002	1	–	Miami	W	63-17
2006	16	–	Miami	W	51-10
2009	11	–	Miami	W	48-16
2010	13	–	Miami	W	45-0

Miami: Miami leads, 8-0
 Tallahassee: Florida A&M leads, 1-0

FLORIDA INTERNATIONAL

MIAMI LEADS, 2-0

YEAR	UM	OPP	SITE	W/L	SCORE
2006	–	–	Miami	W	35-0
2007	–	–	Miami	W	23-9

Miami: Miami leads, 2-0

FLORIDA STATE

MIAMI LEADS, 31-25

YEAR	UM	OPP	SITE	W/L	SCORE
1951	–	–	Miami	W	35-13
1953	–	–	Miami	W	27-0
1955	–	–	Miami	W	34-0
1956	9	–	Miami	W	20-7
1957	–	–	Tallahassee	W	40-13
1958	–	–	Miami	L	6-17
1959	–	–	Tallahassee	W	7-6
1960	–	–	Miami	W	25-7
1962	9	–	Miami	W	7-6
1963	–	–	Miami	L	0-24
1964	–	–	Miami	L	0-14
1966	–	–	Miami	L	20-23
1969	–	–	Miami	L	14-16
1970	–	–	Miami	L	3-27
1971	–	–	Miami	L	17-20
1972	–	20	Miami	L	14-37
1973	18	–	Tallahassee	W	14-10
1974	–	–	Miami (HC)	L	14-21
1975	–	–	Tallahassee	W	24-22
1976	–	–	Miami	W	47-0
1977	–	–	Tallahassee	W	23-17
1978	–	13	Miami	L	21-31
1979	–	14	Tallahassee	L	23-40
1980	–	9	Miami	W	10-9
1981	13	14	Tallahassee	W	27-19
1982	16	14	Miami (HC)	L	7-24
1983	6	–	Tallahassee	W	17-16
1984	4	15	Miami	L	3-38
1985	11	10	Tallahassee	W	35-27
1986	1	20	Miami	W	41-23
1987	3	4	Tallahassee	W	26-25
1988	6	1	Miami	W	31-0
1989	2	9	Tallahassee	L	10-24
1990	9	2	Miami	W	31-22
1991	2	1	Tallahassee	W	17-16

YEAR	UM	OPP	SITE	W/L	SCORE
1992	2	3	Miami	W	19-16
1993	3	1	Tallahassee	L	10-28
1994	13	3	Miami	W	34-20
1995	–	1	Tallahassee	L	17-41
1996	6	3	Miami	L	16-34
1997	–	4	Tallahassee	L	0-47
1998	–	9	Miami	L	14-26
1999	19	1	Tallahassee	L	21-31
2000	7	1	Miami	W	27-24
2001	2	14	Tallahassee	W	49-27
2002	1	9	Miami	W	28-27
2003	10	9	Tallahassee	W	22-14
2003	5	4	Miami (Orange Bowl)	W	16-14
2004	9	14	Miami	WOT	16-10
2005	11	11	Tallahassee	L	7-10
2006	–	–	Miami	L	10-13
2007	–	–	Tallahassee	W	37-29
2008	–	–	Miami	L	39-41
2009	–	18	Tallahassee	W	38-34
2010	13	23	Miami	L	17-45
2011	–	–	Tallahassee	L	19-23

Miami: Florida State leads, 17-16
 Tallahassee: Miami leads, 14-8
 Neutral Site: Miami leads, 1-0

FORDHAM

TIED, 1-1

YEAR	UM	OPP	SITE	W/L	SCORE
1953	–	–	New York	L	0-20
1954	10	–	New York	W	75-7

Miami: Miami leads, 1-0
 New York: Fordham leads, 1-0

FURMAN

MIAMI LEADS, 2-1

YEAR	UM	OPP	SITE	W/L	SCORE
1927	–	–	Miami	L	7-39
1942	–	–	Miami	W	32-13
1954	–	–	Miami	W	51-13

Miami: Miami leads, 2-1

GEORGE WASHINGTON

MIAMI LEADS, 1-0

YEAR	UM	OPP	SITE	W/L	SCORE
1947	–	–	Miami	W	28-7

Miami: Miami leads, 1-0

GEORGETOWN

MIAMI LEADS, 2-1

YEAR	UM	OPP	SITE	W/L	SCORE
1935	–	–	Washington, D.C.	L	0-13
1936	–	–	Miami	W	10-6
1950	8	–	Miami	W	42-7

Miami: Miami leads, 2-0
 Washington, D.C.: Georgetown leads, 1-0

GEORGIA

GEORGIA LEADS, 7-4-1

YEAR	UM	OPP	SITE	W/L	SCORE
1937	–	–	Miami	L	0-26
1938	–	–	Miami	W	13-7
1939	–	–	Miami	L	0-13
1940	–	–	Miami	L	7-28
1945	–	–	Miami	L	21-27
1948	–	–	Miami	L	21-42

YEAR	UM	OPP	SITE	W/L	SCORE
1949	–	–	Miami	W	13-9
1952	–	–	Miami	L	13-35
1956	11	–	Miami	T	7-7
1961	–	–	Miami	W	32-7
1963	–	–	Miami	L	14-31
1966	–	–	Miami	W	7-6

Miami: Georgia leads, 7-4-1

GEORGIA SOUTHERN

MIAMI LEADS, 4-1

YEAR	UM	OPP	SITE	W/L	SCORE
1932	–	–	Miami	L	6-19
1936	–	–	Miami	W	44-0
1937	–	–	Miami	W	40-0
1993	3	–	Miami	W	30-7
1994	6	–	Miami	W	56-0

Miami: Miami leads, 4-1

GEORGIA TECH

GEORGIA TECH LEADS, 10-7

YEAR	UM	OPP	SITE	W/L	SCORE
1955	9	10	Atlanta	L	6-14
1964	–	–	Atlanta	L	0-20
1967	–	–	Miami (HC)	W	49-7
1968	15	–	Atlanta	W	10-7
1970	–	19	Atlanta	L	21-31
1975	–	–	Atlanta	L	23-38
1977	–	–	Atlanta	L	6-10
1978	–	–	Atlanta	L	19-24
1999	23	15	Jacksonville, Fla.	W	28-13
2004	4	–	Atlanta	W	27-3
2005	3	–	Miami	L	10-14
2006	–	21	Atlanta	L	23-30
2007	–	–	Miami	L	14-17
2008	–	–	Atlanta	L	23-41
2009	20	14	Miami	W	33-17
2010	–	–	Atlanta	W	35-10
2011	–	22	Miami	W	24-7

Miami: Miami leads, 3-2
 Atlanta: Georgia Tech leads, 8-3
 Neutral Site: Miami leads, 1-0

HOLY CROSS

MIAMI LEADS, 2-0

YEAR	UM	OPP	SITE	W/L	SCORE
1945	–	16	Miami (Orange)	W	13-6
1954	–	–	Miami	W	26-20

Miami: Miami leads, 1-0
 Neutral Site: Miami leads, 1-0

HOUSTON

MIAMI LEADS, 11-7

YEAR	UM	OPP	SITE	W/L	SCORE
1957	14	–	Houston	L	0-7
1958	–	–	Miami (HC)	L	26-37
1965	–	–	Miami	W	44-12
1969	–	–	Houston	L	36-38
1970	–	–	Miami	L	3-36
1971	–	16	Houston	L	6-27
1972	–	–	Miami	W	33-13
1973	15	14	Miami	L	7-30
1974	–	19	Houston	W	20-3
1975	–	–	Miami	W	24-20
1976	–	6	Houston	L	16-21
1980	–	18	Houston	W	14-7
1981	16	–	Miami	W	12-7
1982	19	–	Miami	W	31-12
1983	–	–	Houston	W	29-7

SERIES RESULTS

YEAR	UM	OPP	SITE	W/L	SCORE
1991	2	10	Miami	W	40-10
2004	4	-	Houston	W	38-13
2006	-	-	Miami	W	14-3

Miami: Miami leads, 7-3
Houston: Tied, 4-4

INDIANA

TIED, 1-1

YEAR	UM	OPP	SITE	W/L	SCORE
1964	-	-	Miami	L	14-28
1966	-	-	Miami	W	14-7

Miami: Tied, 1-1

IOWA

MIAMI LEADS, 4-0

YEAR	UM	OPP	SITE	W/L	SCORE
1950	14	-	Miami (HC)	W	14-6
1966	-	-	Miami	W	44-0
1990	10	-	Miami	W	48-21
1992	1	23	Iowa City, Iowa	W	24-7

Miami: Miami leads, 3-0
Iowa City: Miami leads, 1-0

JACKSONVILLE STATE

MIAMI LEADS, 1-0

YEAR	UM	OPP	SITE	W/L	SCORE
1931	-	-	Miami	W	14-3

Miami: Miami leads, 1-0

KANSAS

MIAMI LEADS, 4-0

YEAR	UM	OPP	SITE	W/L	SCORE
1957	-	-	Miami	W	48-6
1977	-	-	Miami	W	14-7
1978	-	-	Lawrence, Kan.	W	38-6
1990	3	-	Miami	W	34-0

Miami: Miami leads, 4-0

KANSAS STATE

K-STATE LEADS, 1-0

YEAR	UM	OPP	SITE	W/L	SCORE
2011	-	-	Miami	L	24-28

Miami: K-State leads, 1-0

KENTUCKY

KENTUCKY LEADS, 5-3

YEAR	UM	OPP	SITE	W/L	SCORE
1948	-	-	Miami	L	5-25
1949	-	20	Miami	L	6-21
1951	19	14	Lexington, Ky.	L	0-32
1952	-	-	Miami	L	0-29
1959	-	-	Miami	L	3-22
1961	-	-	Lexington, Ky.	W	14-7
1962	-	-	Miami	W	25-17
1963	-	-	Lexington, Ky.	W	20-14

Miami: Kentucky leads, 4-1
Kentucky: Miami leads, 2-1

LONG BEACH STATE

MIAMI LEADS, 1-0

YEAR	UM	OPP	SITE	W/L	SCORE
1991	2	-	Miami	W	55-0

Miami: Miami leads, 1-0

LOUISIANA COLLEGE

MIAMI LEADS, 2-0

YEAR	UM	OPP	SITE	W/L	SCORE
1927	-	-	Miami	W	7-0
1928	-	-	Miami	W	20-0

Miami: Miami leads, 2-0

LOUISIANA-LAFAYETTE

MIAMI LEADS, 2-1

YEAR	UM	OPP	SITE	W/L	SCORE
1929	-	-	Lafayette, La.	L	0-14
1930	-	-	Lafayette, La.	W	6-0
1932	-	-	Miami	W	7-0

Miami: Miami leads, 1-0
Lafayette: Tied, 1-1

LSU

LSU LEADS 9-3

YEAR	UM	OPP	SITE	W/L	SCORE
1946	-	11	Miami	L	7-20
1958	-	11	Miami	L	0-41
1959	-	1	Baton Rouge, La.	L	3-17
1962	-	6	Baton Rouge, La.	L	3-27
1963	-	-	Miami	L	0-3
1965	-	-	Miami	L	27-34
1966	-	-	Baton Rouge, La.	L	8-10
1967	-	-	Baton Rouge, La.	W	17-15
1968	-	8	Miami	W	30-0
1969	-	14	Miami	L	0-20
1988	3	11	Baton Rouge, La.	W	44-3
2005	9	10	Atlanta	L	3-40

Miami: LSU leads, 5-1
Baton Rouge: LSU leads, 3-2
Neutral Site: LSU leads, 1-0

LOUISIANA TECH

MIAMI LEADS, 4-0

YEAR	UM	OPP	SITE	W/L	SCORE
1979	-	-	Miami	W	6-0
2000	4	-	Miami	W	42-31
2003	3	-	Miami	W	48-9
2004	4	-	Miami	W	48-0

Miami: Miami leads, 4-0

LOUISVILLE

MIAMI LEADS, 9-1-1

YEAR	UM	OPP	SITE	W/L	SCORE
1933	-	-	Miami	W	33-7
1949	-	-	Louisville, Ky.	W	26-0
1950	9	-	Miami	T	13-13
1979	-	-	Miami	W	24-12
1980	-	-	Louisville, Ky.	W	24-10
1982	17	-	Louisville, Ky.	W	28-6
1983	12	-	Miami	W	42-14
1984	6	-	Louisville, Ky.	W	38-23
1985	15	-	Miami	W	45-7
2004	3	18	Miami	W	41-38
2006	15	12	Louisville, Ky.	L	7-31

Miami: Miami leads, 5-0-1
Louisville: Miami leads, 4-1

MARYLAND

MARYLAND LEADS, 9-8

YEAR	UM	OPP	SITE	W/L	SCORE
1948	-	-	Miami (HC)	L	13-27
1949	-	14	Miami	L	0-13
1953	-	3	Miami	L	0-30
1954	16	-	Miami	W	9-7
1956	11	-	Miami	W	13-6
1957	-	-	Miami (HC)	L	6-16
1958	-	-	Miami	L	14-26
1962	-	-	Miami	W	28-24
1970	-	-	Miami	W	18-11
1972	-	-	Miami	W	28-8
1982	-	19	College Park, Md.	L	17-18
1984	6	-	Miami	L	40-42
1985	8	-	College Park, Md.	W	29-22
1987	3	-	Miami	W	46-16
2006	-	24	College Park, Md.	L	13-14
2010	-	-	Miami	W	26-20
2011	-	-	College Park, Md.	L	24-32

Miami: Miami leads, 7-6
College Park: Maryland leads, 3-1

MARSHALL

MIAMI LEADS, 1-0

YEAR	UM	OPP	SITE	W/L	SCORE
2007	-	-	Miami	W	31-3

Miami: Miami leads, 1-0

MCNEESE STATE

MIAMI LEADS, 1-0

YEAR	UM	OPP	SITE	W/L	SCORE
2000	6	-	Miami	W	61-14

Miami: Miami leads, 1-0

MEMPHIS

MIAMI LEADS, 2-1

YEAR	UM	OPP	SITE	W/L	SCORE
1969	-	-	Memphis, Tenn.	L	13-26
1993	9	-	Miami	W	41-17
1996	11	-	Memphis, Tenn.	W	30-7

Miami: Miami leads, 1-0
Memphis: Tied, 1-1

SERIES RESULTS

MERCER

MIAMI LEADS, 2-0

YEAR	UM	OPP	SITE	W/L	SCORE
1926	-	-	Miami	W	22-6
1936	-	-	Miami	W	13-0

Miami: Miami leads, 2-0

MIAMI (OHIO)

MIAMI LEADS, 3-0

YEAR	UM	OPP	SITE	W/L	SCORE
1945	-	-	Miami (HC)	W	27-13
1946	-	-	Miami	W	20-17
1987	3	-	Miami	W	54-3

Miami: Miami leads, 3-0

MICHIGAN

TIED, 1-1

YEAR	UM	OPP	SITE	W/L	SCORE
1984	1	14	Ann Arbor, Mich.	L	14-22
1988	1	15	Ann Arbor, Mich.	W	31-30

Ann Arbor: Tied, 1-1

MICHIGAN STATE

MIAMI LEADS, 4-0

YEAR	UM	OPP	SITE	W/L	SCORE
1945	-	-	Miami	W	21-7
1959	18	11	Miami	W	18-13
1982	16	-	Miami	W	25-22
1989	2	-	East Lansing, Mich.	W	26-20

Miami: Miami leads, 3-0

East Lansing: Miami leads, 1-0

MIDDLE TENNESSEE

MIDDLE TENNESSEE LEADS, 2-0

YEAR	UM	OPP	SITE	W/L	SCORE
1931	-	-	Murfreesboro, Tenn.	L	6-25
1932	-	-	Miami	L	0-7

Miami: Middle Tennessee leads, 1-0

Murfreesboro: Middle Tennessee leads, 1-0

MISSISSIPPI

MISSISSIPPI LEADS, 2-1

YEAR	UM	OPP	SITE	W/L	SCORE
1936	-	-	Miami (HC)	L	0-14
1940	-	-	Miami (HC)	L	7-21
1951	-	-	Miami	W	20-7

Miami: Ole Miss leads, 2-1

MISSISSIPPI STATE

MISSISSIPPI STATE LEADS, 3-2

YEAR	UM	OPP	SITE	W/L	SCORE
1954	-	-	Miami	W	27-13
1980	18	-	Miami	L	31-34
1981	13	16	Starkville, Miss.	L	10-14
1982	17	-	Miami	W	31-14
1983	10	-	Starkville, Miss.	W	31-7

Miami: Miami leads, 2-1

Starkville: Tied, 1-1

MISSOURI

MISSOURI LEADS, 3-0

YEAR	UM	OPP	SITE	W/L	SCORE
1950	15	-	Miami	W	27-9
1988	1	-	Miami	W	55-0
1989	2	-	Columbia, Mo.	W	38-7

Miami: Miami leads, 2-0

Columbia: Miami leads, 1-0

MURRAY STATE

MURRAY STATE LEADS, 1-0-1

YEAR	UM	OPP	SITE	W/L	SCORE
1931	-	-	Murray, Ky.	L	0-15
1932	-	-	Miami	T	0-0

Miami: Tied, 0-0-1

Murray: Murray State leads, 1-0

NAVY

MIAMI LEADS, 3-2

YEAR	UM	OPP	SITE	W/L	SCORE
1959	-	-	Miami	W	23-8
1961	-	-	Miami	L	6-17
1969	-	-	Miami (HC)	W	30-10
1971	-	-	Miami	W	31-16
1975	-	-	Miami	L	16-17

Miami: Miami leads, 3-2

NEBRASKA

TIED, 5-5

YEAR	UM	OPP	SITE	W/L	SCORE
1951	-	-	Miami	W	19-7
1953	-	-	Lincoln, Neb.	L	16-20
1962	-	-	New York (Gotham)	L	34-36
1975	-	4	Lincoln, Neb.	L	16-31
1976	-	5	Lincoln, Neb.	L	9-17
1983	5	1	Miami (Orange)	W	31-30
1988	2	6	Miami (Orange)	W	23-3
1991	1	11	Miami (Orange)	W	22-0
1994	4	1	Miami (Orange)	L	17-24
2001	1	4	Pasadena	W	37-14

Miami: Miami leads, 1-0

Lincoln: Nebraska leads, 3-0

Neutral Site: Miami leads, 4-2

NEVADA

MIAMI LEADS, 1-0

YEAR	UM	OPP	SITE	W/L	SCORE
2006	-	-	Boise, Idaho	W	21-20

Neutral Site: Miami leads, 1-0

NORTH CAROLINA

TIED, 7-7

YEAR	UM	OPP	SITE	W/L	SCORE
1946	-	-	Miami	L	0-21
1952	-	-	Miami	L	7-34
1959	-	-	Miami	W	14-7
1960	-	-	Miami	W	29-12
1961	-	-	Miami (HC)	W	10-0
1963	-	-	Chapel Hill, N.C.	L	16-27
2004	4	-	Chapel Hill, N.C.	L	28-31
2005	6	-	Miami	W	34-16
2006	-	-	Miami	W	27-7
2007	-	-	Chapel Hill, N.C.	L	27-33
2008	-	-	Miami	L	24-28

YEAR	UM	OPP	SITE	W/L	SCORE
2009	-	-	Chapel Hill, N.C.	L	24-33
2010	25	-	Miami	W	33-10
2011	-	-	Chapel Hill, N.C.	W	30-24

Miami: Miami leads, 6-3

Chapel Hill: North Carolina leads, 4-1

NORTH CAROLINA STATE

MIAMI LEADS, 7-5-1

YEAR	UM	OPP	SITE	W/L	SCORE
1939	-	-	Miami	W	27-7
1942	-	-	Miami	L	0-2
1944	-	-	Miami	L	7-28
1945	-	-	Miami	W	21-7
1957	-	12	Miami	T	0-0
1969	-	-	Miami	W	23-13
1971	-	-	Miami	L	7-13
1981	11	-	Raleigh, N.C.	W	14-6
1982	-	-	Miami	W	41-3
1988	24	-	Miami	W	46-23
2004	4	-	Raleigh, N.C.	W	45-31
2007	-	-	Miami (OT)	L	16-19
2008	-	-	Raleigh, N.C.	L	28-38

Miami: Miami leads, 5-4-1

Raleigh: Miami leads, 2-1

NORTH TEXAS

MIAMI LEADS, 1-0

YEAR	UM	OPP	SITE	W/L	SCORE
1980	-	-	Miami	W	26-8

Miami: Miami leads, 1-0

NORTHERN ILLINOIS

MIAMI LEADS, 1-0

YEAR	UM	OPP	SITE	W/L	SCORE
1986	1	-	Miami	W	34-0

Miami: Miami leads, 1-0

NORTHWESTERN

TIED, 2-2

YEAR	UM	OPP	SITE	W/L	SCORE
1961	-	-	Miami	W	10-6
1962	-	-	Miami	L	7-29
1967	8	-	Evanston, Ill.	L	7-12
1968	19	-	Miami	W	28-7

Miami: Miami leads, 2-1

Evanston: Northwestern leads, 1-0

NOTRE DAME

NOTRE DAME LEADS, 15-7-1

YEAR	UM	OPP	SITE	W/L	SCORE
1955	15	5	Miami	L	0-14
1960	-	-	Miami (HC)	W	28-12
1965	-	6	Miami	T	0-0
1967	-	6	Miami	L	22-24
1971	-	7	Miami	L	0-17
1972	-	10	South Bend, Ind.	L	17-20
1973	-	5	Miami	L	0-44
1974	-	7	South Bend, Ind.	L	7-28
1975	-	-	Miami	L	9-32
1976	-	13	South Bend, Ind.	L	27-40
1977	-	5	Miami	L	10-48
1978	-	19	South Bend, Ind.	L	0-20
1979	-	-	Tokyo, Japan	L	15-40
1980	13	7	South Bend, Ind.	L	14-32
1981	9	-	Miami	W	37-15

HISTORY & RECORDS

SERIES RESULTS

YEAR	UM	OPP	SITE	W/L	SCORE
1982	17	10	South Bend, Ind.	L	14-16
1983	—	13	Miami	W	20-0
1984	14	16	South Bend, Ind.	W	31-13
1985	4	—	Miami	W	58-7
1987	2	10	Miami	W	24-0
1988	1	4	South Bend, Ind.	L	30-31
1989	7	1	Miami	W	27-10
1990	2	—	South Bend, Ind.	L	20-29
2010	—	—	El Paso, Texas	L	17-13

Miami: Miami leads, 2-1

Evanston: Northwestern leads, 1-0

OHIO STATE

OHIO STATE LEADS, 3-2

YEAR	UM	OPP	SITE	W/L	SCORE
1977	—	5	Columbus, Ohio	L	0-10
1999	12	9	Meadowlands, N.J.	W	23-14
2002	1	2	Miami	L2OT	24-31
2010	12	2	Columbus, Ohio	L	24-36
2011	—	17	Miami	W	24-6

Miami: Tied, 1-1

Columbus: Ohio State leads, 2-0

Neutral Site: Miami leads, 1-0

OKLAHOMA

MIAMI LEADS, 4-3

YEAR	UM	OPP	SITE	W/L	SCORE
1973	17	6	Norman, Okla.	L	20-24
1975	—	1	Miami	L	17-20
1985	—	3	Norman, Okla.	W	27-14
1986	2	1	Miami	W	28-16
1988	2	1	Miami (Orange)	W	20-14
2007	—	6	Norman, Okla.	L	13-51
2009	17	8	Miami	W	21-20

Miami: Miami leads, 2-1

Norman: Oklahoma leads, 2-1

Neutral Site: Miami leads, 1-0

OKLAHOMA STATE

MIAMI LEADS, 1-0

YEAR	UM	OPP	SITE	W/L	SCORE
1991	2	—	Miami	W	40-3

Miami: Miami leads, 1-0

OREGON

MIAMI LEADS, 1-0

YEAR	UM	OPP	SITE	W/L	SCORE
1958	—	—	Miami	W	2-0

Miami: Miami leads, 1-0

PACIFIC

MIAMI LEADS, 2-0

YEAR	UM	OPP	SITE	W/L	SCORE
1974	—	—	Miami	W	35-6
1977	—	—	Miami	W	24-3

Miami: Miami leads, 2-0

PENN STATE

PENN STATE LEADS, 7-6

YEAR	UM	OPP	SITE	W/L	SCORE
1961	—	8	Miami	W	25-8
1967	—	—	Miami	L	8-17
1968	—	4	University Park, Pa.	L	7-22
1976	—	—	Miami	L	7-21
1977	—	9	University Park, Pa.	L	7-49
1979	—	19	University Park, Pa.	W	26-10
1980	—	13	University Park, Pa.	L	12-27
1981	—	1	Miami (HC)	W	17-14
1987	1	2	Tempe, Ariz. (Fiesta)	L	10-14
1991	2	9	Miami	W	26-20
1992	2	7	University Park, Pa.	W	17-14
1999	8	2	Miami	L	23-27
2001	2	—	University Park, Pa.	W	33-7

Miami: Tied, 3-3

University Park: Tied, 3-3

Neutral Site: Penn State leads, 1-0

PITTSBURGH

MIAMI LEADS, 22-9-1

YEAR	UM	OPP	SITE	W/L	SCORE
1950	11	—	Pittsburgh, Pa.	W	28-0
1951	—	—	Miami	L	7-21
1955	—	16	Pittsburgh, Pa.	W	21-7
1956	6	13	Miami (HC)	L	7-14
1957	—	—	Miami	W	28-13
1960	—	—	Pittsburgh, Pa.	L	6-17
1961	—	—	Miami	L	7-10
1962	—	—	Pittsburgh, Pa.	W	23-14
1963	—	5	Miami	L	20-31
1964	—	—	Miami	T	20-20
1965	—	—	Pittsburgh, Pa.	L	14-28
1966	—	—	Miami (HC)	W	38-14
1967	—	—	Pittsburgh, Pa.	W	58-0
1968	—	—	Miami	W	48-0
1970	—	18	Pittsburgh, Pa.	L	17-28
1976	—	2	Pittsburgh, Pa.	L	19-36
1984	9	—	Miami (HC)	W	27-7
1986	1	—	Pittsburgh, Pa.	W	37-10
1989	7	14	Pittsburgh, Pa.	W	24-3
1990	8	—	Miami	W	45-0
1993	4	—	Pittsburgh, Pa.	W	35-7
1994	5	—	Miami (HC)	W	17-12
1995	—	—	Pittsburgh, Pa.	W	17-16
1996	10	—	Miami	W	45-0
1997	22	—	Pittsburgh, Pa.	L	17-21
1998	22	—	Miami	W	38-10
1999	22	—	Pittsburgh, Pa.	W	33-3
2000	2	—	Miami	W	35-7
2001	1	—	Miami	W	43-21
2002	1	17	Miami	W	28-21
2003	10	20	Miami	W	28-14
2010	19	—	Pittsburgh, Pa.	W	31-3

Miami: Miami leads, 12-4-1

Pittsburgh: Miami leads, 8-5

PRESBYTERIAN

MIAMI LEADS, 2-0

YEAR	UM	OPP	SITE	W/L	SCORE
1943	—	—	Miami	W	32-13
1944	—	—	Miami	W	31-12

Miami: Miami leads, 2-0

PURDUE

MIAMI LEADS, 5-1

YEAR	UM	OPP	SITE	W/L	SCORE
1949	—	—	Miami	L	0-14
1950	—	9	West Lafayette, Ind.	W	20-14
1951	—	—	Miami	W	7-0
1963	—	—	Miami	W	3-0
1983	—	—	Miami	W	35-0
1984	5	—	West Lafayette, Ind.	W	28-17

Miami: Miami leads, 3-1

West Lafayette: Miami leads, 2-0

RICE

MIAMI LEADS, 2-0

YEAR	UM	OPP	SITE	W/L	SCORE
1984	16	—	Miami	W	38-3
1985	—	—	Houston	W	48-20

Miami: Miami leads, 3-1

West Lafayette: Miami leads, 2-0

RICHMOND

MIAMI LEADS, 1-0

YEAR	UM	OPP	SITE	W/L	SCORE
1952	—	—	Miami	W	41-6

Miami: Miami leads, 1-0

RUTGERS

MIAMI LEADS, 11-0

YEAR	UM	OPP	SITE	W/L	SCORE
1993	3	—	Miami (HC)	W	31-17
1994	13	—	Piscataway, N.J.	W	24-3
1995	—	—	Miami	W	56-21
1996	10	—	Piscataway, N.J.	W	33-0
1997	—	—	Miami (HC)	W	51-23
1998	—	—	Miami	W	53-17
1999	—	—	Miami	W	55-0
2000	10	—	Piscataway, N.J.	W	64-6
2001	1	—	Miami	W	61-0
2002	1	—	Piscataway, N.J.	W	42-17
2003	13	—	Miami	W	34-10

Miami: Miami leads, 2-0

SAMFORD

TIED, 3-3

YEAR	UM	OPP	SITE	W/L	SCORE
1926	—	—	Miami	W	9-7
1927	—	—	Miami	L	0-52
1928	—	—	Miami	L	0-7
1929	—	—	Miami	W	7-0
1930	—	—	Dothan, Ala.	L	0-24
1941	—	—	Miami	W	19-0

Miami: Miami leads, 3-2

Neutral Site: Samford leads, 1-0

SERIES RESULTS

SAN DIEGO STATE

MIAMI LEADS, 5-1

YEAR	UM	OPP	SITE	W/L	SCORE
1978	-	-	Miami (HC)	W	16-14
1979	-	-	San Diego, Calif.	L	20-31
1989	7	-	Miami (HC)	W	42-6
1990	3	-	San Diego, Calif.	W	30-28
1991	1	-	Miami	W	39-12
1992	1	-	San Diego, Calif.	W	63-17

Miami: Miami leads, 3-0
San Diego: Miami leads, 2-1

SAN JOSE STATE

MIAMI LEADS, 1-0

YEAR	UM	OPP	SITE	W/L	SCORE
1989	2	-	Miami	W	48-16

Miami: Miami leads, 1-0

SOUTH CAROLINA

MIAMI LEADS, 8-5-2

YEAR	UM	OPP	SITE	W/L	SCORE
1936	-	-	Miami	L	3-6
1937	-	-	Miami	L	0-3
1939	-	-	Columbia, S.C.	L	6-7
1940	-	-	Miami	L	2-7
1941	-	-	Miami	W	7-6
1942	-	-	Miami (HC)	W	13-6
1944	-	-	Miami	T	0-0
1945	-	-	Miami	T	13-13
1947	-	-	Miami	L	0-8
1949	-	-	Miami	W	13-7
1956	-	17	Miami	W	14-6
1959	-	-	Miami (HC)	W	26-6
1960	-	-	Miami	W	21-6
1986	3	-	Columbia, S.C.	W	34-14
1987	2	8	Miami	L	20-16

Miami: Miami leads, 7-4-2
Columbia: Tied, 1-1

SOUTHEASTERN LOUISIANA

MIAMI LEADS, 2-0

YEAR	UM	OPP	SITE	W/L	SCORE
1934	-	-	Miami	W	26-7
1935	-	-	Miami	W	2-0

Miami: Miami leads, 2-0

SMU

SMU LEADS, 1-0

YEAR	UM	OPP	SITE	W/L	SCORE
1965	-	-	Dallas	L	3-7

Dallas: SMU leads, 1-0

STETSON

TIED, 5-5-2

YEAR	UM	OPP	SITE	W/L	SCORE
1926	-	-	Miami	W	20-0
1927	-	-	Miami	L	0-36
1928	-	-	Miami	L	6-15
1929	-	-	DeLand, Fla.	L	0-12
1930	-	-	Miami	L	0-19
1933	-	-	Miami (HC)	T	0-0
1934	-	-	Miami (HC)	T	6-6
1935	-	-	Miami	L	12-13
1936	-	-	Miami	W	20-6
1937	-	-	Miami	W	25-13

YEAR	UM	OPP	SITE	W/L	SCORE
1940	-	-	Miami	W	19-0
1952	-	-	Miami	W	35-0

Miami: Miami leads, 5-4-2
DeLand: Stetson leads, 1-0

SYRACUSE

MIAMI LEADS, 15-7

YEAR	UM	OPP	SITE	W/L	SCORE
1960	-	14	Miami	L	14-21
1961	-	14	Memphis, Tenn.	L	14-15
1965	-	9	Syracuse, N.Y.	W	24-0
1970	-	-	Syracuse, N.Y.	L	16-56
1971	-	-	Miami	L	0-14
1973	-	-	Syracuse, N.Y.	W	34-23
1974	-	-	Miami	W	14-7
1978	-	-	Miami	W	21-9
1979	-	-	Syracuse, N.Y.	L	15-25
1990	2	-	Miami	W	33-7
1992	1	8	Syracuse, N.Y.	W	16-10
1993	6	23	Miami	W	49-0
1994	5	10	Syracuse, N.Y.	W	27-6
1995	25	22	Miami	W	35-24
1996	23	16	Syracuse, N.Y.	W	38-31
1997	-	16	Miami	L	13-33
1998	19	21	Syracuse, N.Y.	L	13-66
1999	-	-	Miami	W	45-13
2000	2	-	Syracuse, N.Y.	W	26-0
2001	1	14	Miami	W	59-0
2002	1	-	Syracuse, N.Y.	W	49-7
2003	14	-	Miami	W	17-10

Miami: Miami leads, 8-3
Syracuse: Miami leads, 7-3
Neutral Site: Syracuse leads, 1-0

TEMPLE

MIAMI LEADS, 13-1

YEAR	UM	OPP	SITE	W/L	SCORE
1930	-	-	Philadelphia	L	0-34
1992	1	-	Miami (HC)	W	48-0
1993	4	-	Miami	W	42-7
1994	5	-	Philadelphia	W	38-14
1995	-	-	Miami (HC)	W	36-12
1996	22	-	Philadelphia	W	57-26
1997	-	-	Miami	W	47-15
1998	24	-	Miami	W	42-7
1999	23	-	Miami	W	55-0
2000	4	-	Philadelphia	W	45-17
2001	1	-	Miami	W	38-0
2002	1	-	Philadelphia	W	44-21
2003	2	-	Miami	W	52-14
2005	7	-	Philadelphia	W	34-3

Miami: Miami leads, 8-0
Philadelphia: Miami leads, 5-1

TENNESSEE

TENNESSEE LEADS, 2-1

YEAR	UM	OPP	SITE	W/L	SCORE
1986	2	8	New Orleans	L	7-35
2002	2	-	Knoxville, Tenn.	W	26-3
2003	6	18	Miami	L	6-10

Miami: Tennessee leads, 1-0
Knoxville: Miami leads, 1-0
Neutral Site: Tennessee leads, 1-0

TEXAS

TIED, 2-2

YEAR	UM	OPP	SITE	W/L	SCORE
1972	-	14	Austin, Texas	L	10-23
1973	-	6	Miami	W	20-15
1981	14	4	Austin, Texas	L	7-14
1991	4	3	Dallas (Cotton)	W	46-3

Miami: Miami leads, 1-0
Austin: Texas leads, 2-0
Neutral Site: Miami leads, 1-0

TEXAS A&M

MIAMI LEADS, 2-1

YEAR	UM	OPP	SITE	W/L	SCORE
1944	-	-	Miami	L	14-70
2007	-	16	Miami	W	34-17
2008	-	-	College Station, Texas	W	41-23

Miami: Tied, 1-1
College Station: Miami leads, 1-0

TCU

MIAMI LEADS, 6-3

YEAR	UM	OPP	SITE	W/L	SCORE
1946	-	-	Miami	W	20-12
1947	-	-	Miami	L	6-19
1955	-	18	Miami	L	19-21
1956	19	10	Fort Worth, Texas	W	14-0
1962	-	-	Miami	W	21-20
1969	-	-	Miami	W	14-9
1976	-	-	Miami	W	49-0
1977	-	-	Fort Worth, Texas	L	17-21
1992	1	-	Miami	W	45-10

Miami: Miami leads, 5-2
Fort Worth: Tied, 1-1

TEXAS TECH

MIAMI LEADS, 4-1

YEAR	UM	OPP	SITE	W/L	SCORE
1939	-	-	Miami	W	19-0
1940	-	-	Lubbock, Texas	L	14-61
1941	-	-	Miami	W	6-0
1986	2	-	Miami	W	61-11
1990	8	-	Lubbock, Texas	W	45-10

Miami: Miami leads, 3-0
Lubbock: Tied, 1-1

TOLEDO

MIAMI LEADS, 1-0

YEAR	UM	OPP	SITE	W/L	SCORE
1987	3	-	Miami	W	24-14

Miami: Miami leads, 1-0

TROY

MIAMI LEADS, 1-0

YEAR	UM	OPP	SITE	W/L	SCORE
2001	1	-	Miami	W	38-7

Miami: Miami leads, 1-0

SERIES RESULTS

TULANE

MIAMI LEADS, 6-5-1

YEAR	UM	OPP	SITE	W/L	SCORE
1951	-	-	New Orleans	L	7-21
1959	-	-	Miami	W	26-7
1960	-	-	New Orleans	W	6-0
1963	-	-	New Orleans	W	10-0
1964	-	-	Miami	W	21-0
1965	-	-	New Orleans	L	16-24
1966	-	-	New Orleans	T	10-10
1967	-	-	Miami	W	34-14
1970	-	-	New Orleans	L	16-31
1972	-	-	Miami	W	24-21
1977	-	-	Miami (HC)	L	10-13
1978	-	-	New Orleans	L	16-20

Miami: Miami leads, 4-1

New Orleans: Tulane leads, 4-2-1

TULSA

MIAMI LEADS, 3-1

YEAR	UM	OPP	SITE	W/L	SCORE
1944	-	-	Miami	L	2-48
1986	1	-	Miami	W	23-10
1988	3	-	Miami	W	34-3
1991	2	-	Tulsa, Okla.	W	34-10

Miami: Miami leads, 2-1

Tulsa: Miami leads, 1-0

UCF

UM LEADS 2-0

MIAMI LEADS, 2-0

YEAR	UM	OPP	SITE	W/L	SCORE
2008	-	-	Miami	W	20-14
2009	9	-	Miami	W	27-7

Miami: Miami leads, 2-0

UCLA

UCLA LEADS, 2-1

YEAR	UM	OPP	SITE	W/L	SCORE
1985	13	14	Tempe, Ariz.	L	37-39
1995	12	-	Los Angeles	L	8-31
1998	-	3	Miami	W	49-45

Miami: Miami leads, 1-0

Los Angeles: UCLA leads, 1-0

Neutral Site: UCLA leads, 1-0

UNLV

MIAMI LEADS, 1-0

YEAR	UM	OPP	SITE	W/L	SCORE
1972	-	-	Miami (HC)	W	51-7

Miami: Miami leads, 1-0

USC

TIED, 1-1

YEAR	UM	OPP	SITE	W/L	SCORE
1966	-	5	Miami	W	10-7
1968	13	2	Los Angeles, Calif.	L	3-28

Miami: Miami leads, 1-0

Los Angeles: USC leads, 1-0

USF

MIAMI LEADS, 3-1

YEAR	UM	OPP	SITE	W/L	SCORE
2005	9	-	Miami	W	27-7
2009	19	-	Tampa, Fla.	W	31-10
2010	-	-	Miami (OT)	L	20-23
2011	-	-	Miami	W	6-3

Miami: Miami leads, 2-1

Tampa: Miami leads, 1-0

UTAH STATE

MIAMI LEADS, 1-0

YEAR	UM	OPP	SITE	W/L	SCORE
1978	-	-	Miami	W	17-16

Miami: Miami leads, 1-0

VANDERBILT

TIED, 4-4

YEAR	UM	OPP	SITE	W/L	SCORE
1947	-	-	Miami	L	7-33
1948	-	12	Miami	L	6-33
1952	-	-	Miami (HC)	L	0-9
1958	-	-	Miami	L	15-28
1964	-	-	Miami (HC)	W	35-17
1965	-	-	Nashville	W	28-14
1980	-	-	Nashville	W	24-17
1981	17	-	Miami	W	48-16

Miami: Vanderbilt leads, 4-2

Nashville: Miami leads, 2-0

VILLANOVA

MIAMI LEADS, 3-1-1

YEAR	UM	OPP	SITE	W/L	SCORE
1946	-	-	Villanova, Pa.	W	26-21
1947	-	-	Villanova, Pa.	T	7-7
1948	-	-	Miami	L	10-19
1950	-	-	Miami	W	18-12
1957	-	-	Miami	W	13-7

Miami: Miami leads, 2-1

Villanova: Miami leads, 1-0-1

VIRGINIA

MIAMI LEADS, 5-4

YEAR	UM	OPP	SITE	W/L	SCORE
1996	19	-	Orlando, Fla.	W	31-21
2004	18	12	Charlottesville, Va.	W	31-21
2005	10	-	Miami	W	25-17
2006	-	-	Charlottesville, Va.	L	7-17
2007	-	19	Miami	L	0-48
2008	-	-	Charlottesville, Va.	W	24-17
2009	16	-	Miami	W	52-17
2010	22	-	Charlottesville, Va.	L	19-24
2011	-	-	Miami	L	21-28

Miami: Tied, 2-2

Charlottesville: Tied, 2-2

Neutral Site: 1-0

VMI

MIAMI LEADS, 2-0

YEAR	UM	OPP	SITE	W/L	SCORE
1941	-	-	Miami	W	10-7
1952	-	-	Miami	W	45-0

Miami: Miami leads, 2-0

VIRGINIA TECH

MIAMI LEADS, 17-12

YEAR	UM	OPP	SITE	W/L	SCORE
1953	-	-	Miami	W	26-0
1966	9	-	Memphis, Tenn.	W	14-7
1967	-	-	Blacksburg, Va.	W	14-7
1968	12	-	Miami	W	13-8
1974	-	-	Miami	W	14-7
1981	20	-	Atlanta	W	20-10
1982	15	-	Blacksburg, Va.	W	14-8
1987	3	-	Miami (HC)	W	27-13
1992	1	-	Blacksburg, Va.	W	43-23
1993	3	-	Miami	W	21-2
1994	6	13	Miami	W	24-3
1995	17	-	Blacksburg, Va.	L	7-13
1996	18	21	Miami (HC)	L	7-21
1997	-	20	Blacksburg, Va.	L	25-27
1998	-	-	Miami (OT)	L	20-27
1999	19	2	Blacksburg, Va.	L	10-43
2000	3	2	Miami (HC)	W	41-21
2001	1	14	Blacksburg, Va.	W	26-24
2002	1	17	Miami	W	56-45
2003	2	10	Blacksburg, Va.	L	7-31
2004	9	11	Miami	L	10-16
2005	5	3	Blacksburg, Va.	W	27-7
2006	-	24	Miami (HC)	L	10-24
2007	-	10	Miami	L	14-44
2008	-	-	Miami	W	16-14
2009	9	11	Blacksburg, Va.	L	7-31
2010	24	14	Miami	L	17-31
2011	-	21	Miami	L	35-38

Miami: Miami leads, 9-7

Blacksburg: Tied, 5-5

Neutral Site: Miami leads, 2-0

WAKE FOREST

MIAMI LEADS, 7-3

YEAR	UM	OPP	SITE	W/L	SCORE
1928	-	-	Miami	L	6-13
1935	-	-	Miami	W	3-0
1939	-	-	Miami	L	0-33
1944	-	18	Miami	L	0-27
1969	-	-	Miami	W	49-7
1971	-	-	Winston-Salem, N.C.	W	29-10
2004	12	-	Miami	W	52-7
2005	3	-	Winston-Salem, N.C.	W	47-17
2008	-	-	Miami	W	16-10
2009	18	-	Miami	W	28-27

Miami: Miami leads, 5-3

Winston-Salem: Miami leads, 2-0

WASHINGTON

UW LEADS, 2-1

YEAR	UM	OPP	SITE	W/L	SCORE
1994	6	17	Miami	L	20-38
2000	4	15	Seattle	L	29-34
2001	1	12	Miami	W	65-7

Miami: Tied, 1-1

Seattle: UW leads, 1-0

HISTORY & RECORDS

SERIES RESULTS

WESTERN KENTUCKY

WKU LEADS, 2-0

YEAR	UM	OPP	SITE	W/L	SCORE
1930	-	-	Miami	L	0-19
1931	-	-	Bowling Green, Ky.	L	0-20

Miami: WKU leads, 1-0

Bowling Green: WKU leads, 1-0

WILLIAM & MARY

MIAMI LEADS, 3-0

YEAR	UM	OPP	SITE	W/L	SCORE
1932	-	-	Miami	W	6-2
1946	-	-	Miami	W	13-3
1970	-	-	Miami	W	36-14

Miami: Miami leads, 3-0

WEST VIRGINIA

MIAMI LEADS, 16-3

YEAR	UM	OPP	SITE	W/L	SCORE
1942	-	-	Miami	W	21-13
1956	6	-	Miami	W	18-0
1973	-	-	Miami (HC)	L	14-20
1974	-	-	Morgantown, W.Va.	W	21-20
1983	7	12	Miami (HC)	W	20-3
1986	1	-	Morgantown, W.Va.	W	58-14
1991	3	-	Miami	W	27-3
1992	1	-	Miami	W	35-23
1993	4	9	Morgantown, W.Va.	L	14-17
1994	7	-	Morgantown, W.Va.	W	38-6
1995	25	-	Miami	W	17-12
1996	25	12	Morgantown, W.Va.	W	10-7
1997	-	-	Miami	L	17-28
1998	-	13	Morgantown, W.Va.	W	34-31
1999	23	-	Miami	W	28-20
2000	12	-	Morgantown, W.Va.	W	47-10
2001	1	-	Miami	W	45-3
2002	1	-	Morgantown, W.Va.	W	40-23
2003	2	-	Miami	W	22-20

Miami: Miami leads, 9-2

Morgantown: Miami leads, 7-1

WISCONSIN

TIED, 2-2

YEAR	UM	OPP	SITE	W/L	SCORE
1958	15	14	Miami	L	0-20
1988	1	-	Miami	W	23-3
1989	3	-	Madison, Wis.	W	51-3
2009	15	25	Miami	L	14-20

Miami: Wisconsin leads, 2-1

Madison: Miami leads, 1-0

WOFFORD

MIAMI LEADS, 1-0

YEAR	UM	OPP	SITE	W/L	SCORE
1934	-	-	Miami	W	42-14

Miami: Miami leads, 1-0

BOWL GAME HISTORY

MIAMI IN BOWL GAMES (19-17)

	BOWL	OPPONENT	W-L	SCORE	COACH	DATE	NOTES
1933	Palm Festival	Manhattan	W	7-0	Tom McCann	1/1/33	Cook's 3-yard TD run was lone score
1934	Palm Festival	Duquesne	L	7-33	Tom McCann	1/1/34	DU scored 27 fourth-quarter points
1935	Orange	Bucknell	L	0-26	Irl Tubbs	1/1/35	Bucknell scored 19 second-half points
1946	Orange	Holy Cross	W	13-6	Jack Harding	1/1/46	Hudson 89-yard INT return capped upset of No. 16 HC
1951	Orange	Clemson	L	14-15	Andy Gustafson	1/1/51	Clemson safety in fourth quarter was go-ahead score
1952	Gator	Clemson	W	14-0	Andy Gustafson	1/2/52	Mallios scored both TDs in UM's win in 1951 rematch
1961	Liberty	Syracuse	L	14-15	Andy Gustafson	12/16/61	Up 14-0 at half, UM allowed 15 second-half points
1962	Gotham	Nebraska	L	34-35	Andy Gustafson	12/15/62	Lead changed hands six times before Nebraska won
1966	Liberty	Virginia Tech	W	14-7	Charlie Tate	12/10/66	Rallied from 7-0 halftime deficit for fourth bowl win
1967	Bluebonnet	Colorado	L	21-31	Charlie Tate	12/23/67	Colorado outscored Miami 21-7 in second half
1981	Peach	Virginia Tech	W	20-10	Howard Schnellenberger	1/2/81	Jim Kelly (offense), Jim Burt (defense) named MOPs
1984	Orange	Nebraska	W	31-30	Howard Schnellenberger	1/2/84	Miami claimed first of five national championships
1985	Fiesta	UCLA	L	37-39	Jimmy Johnson	1/1/85	John Lee kicked GW 23-yard FG with 51 seconds left
1986	Sugar	Tennessee	L	7-35	Jimmy Johnson	1/1/86	After UM took 7-0 lead, UT scored final 35 points
1987	Fiesta	Penn State	L	10-14	Jimmy Johnson	1/2/87	Vinny Testaverde threw INT with 18 seconds remaining
1988	Orange	Oklahoma	W	20-14	Jimmy Johnson	1/1/88	Miami collected second national championship
1989	Orange	Nebraska	W	23-3	Jimmy Johnson	1/2/89	Carlos Huerta booted 3 FGs in win
1990	Sugar	Alabama	W	33-25	Dennis Erickson	1/1/90	Miami's third national title — second in three years
1991	Cotton	Texas	W	46-3	Dennis Erickson	1/1/91	Miami's fourth consecutive bowl win
1992	Orange	Nebraska	W	22-0	Dennis Erickson	1/1/92	Miami claimed fourth national title in nine years
1993	Sugar	Alabama	L	13-34	Dennis Erickson	1/1/93	Loss snapped five-game bowl winning streak
1994	Fiesta	Arizona	L	0-29	Dennis Erickson	1/1/94	Shut out in bowl game for first time since 1935
1995	Orange	Nebraska	L	17-24	Dennis Erickson	1/1/95	Nebraska scored 15 fourth-quarter points
1996	Carquest	Virginia	W	31-21	Butch Davis	12/27/96	Win snapped three-game bowl losing streak
1998	Micron PC	N.C. State	W	46-23	Butch Davis	12/29/98	Scott Covington threw for 320 yards (MVP)
2000	Gator	Georgia Tech	W	28-13	Butch Davis	1/1/00	UM defense, MVP Nate Webster shut down GT offense
2001	Sugar	Florida	W	37-20	Butch Davis	1/2/01	Win wrapped up best season since 1994 (11-1)
2002	Rose	Nebraska	W	37-14	Larry Coker	1/3/02	Miami's fifth national title; first Rose Bowl victory
2003	Fiesta	Ohio State	L ^{20T}	24-31	Larry Coker	1/3/03	34-game winning streak snapped
2004	Orange	Florida State	W	16-14	Larry Coker	1/2/04	Jarrett Payton (MVP) rushing for 131 yards
2004	Peach	Florida	W	27-10	Larry Coker	12/31/04	Devin Hester returned blocked FG 78 yards for TD
2005	Peach	LSU	L	3-40	Larry Coker	12/30/05	Worst bowl loss in program history
2006	MPC Computers	Nevada	W	21-20	Larry Coker	12/31/06	Kirby Freeman threw for 272 yards, added 3 TDs
2008	Emerald	California	L	17-24	Randy Shannon	12/27/08	Cal's Anthony Miller scored go-ahead TD in 4Q
2009	Champs Sports	Wisconsin	L	14-20	Randy Shannon	12/29/09	Wisconsin scored 20 unanswered points
2010	Sun	Notre Dame	L	17-33	Jeff Stoutland ¹	12/31/10	Miami trailed 30-3 entering fourth quarter

1 — interim head coach

BOWL GAME RECORD BREAKDOWN

BY DATE

	W	L	PCT
New Year's Eve	2	1	.667
New Year's Day	7	8	.467

BY BOWL GAME

	W	L	PCT
Bluebonnet	0	1	.000
Carquest	1	0	1.000
Champs Sports	0	1	.000
Cotton	1	0	1.000
Fiesta	0	4	.000
Emerald	0	1	.000
Gator	2	0	1.000
Gotham	0	1	.000
Liberty	1	1	.500
MPC Computers	1	0	1.000
Micron PC	1	0	1.000
Orange	6	3	.667
Peach	2	1	.667
Palm Festival	1	1	.500
Rose	1	0	1.000
Sugar	2	2	.500
Sun	0	1	.000

BY COACH

	W	L	PCT
Tom McCann	1	1	.500
Irl Tubbs	0	1	.000
Jack Harding	0	1	.000
Andy Gustafson	1	3	.250
Charlie Tate	1	1	.500
Howard Schnellenberger	2	0	1.000
Jimmy Johnson	2	3	.400
Dennis Erickson	3	3	.500
Butch Davis	4	0	1.000
Larry Coker	4	2	.667
Randy Shannon	0	2	.000
Jeff Stoutland	0	1	.000

MISCELLANEOUS HISTORY

MIAMI VS. NO. 1 IN AP POLL

Since the Associated Press began its national collegiate football poll in 1936, the University of Miami has faced the top-ranked team 16 times. Over the years, the Hurricanes have gone 9-7 against the AP's No. 1 team.

DATE	UM	OPPONENT	W/L	SCORE
Oct. 10, 1959	—	at LSU	L	3-27
Sept. 26, 1975	—	Oklahoma	L	17-20
Nov. 17, 1979	—	at Alabama	L	0-30
Oct. 31, 1981	—	Penn State	W	17-14
Jan. 2, 1984	5	vs. Nebraska ¹	W	31-30
Aug. 27, 1984	10	Auburn	W	20-18
Sept. 27, 1986	2	Oklahoma	W	28-16
Jan. 1, 1988	2	Oklahoma	W	20-14
Sept. 3, 1988	6	Florida State	W	31-0
Nov. 25, 1989	7	Notre Dame	W	27-10
Nov. 16, 1991	2	at Florida State	W	17-16
Oct. 9, 1993	3	at Florida State	L	10-28
Jan. 1, 1995	3	Nebraska ¹	L	17-24
Oct. 7, 1995	—	at Florida State	L	17-41
Oct. 9, 1999	19	at Florida State	L	21-31
Oct. 7, 2000	7	Florida State	W	27-24

1 — National Championship game

MIAMI AS NO. 1 IN AP POLL

Miami is 43-6 when ranked No. 1 in the Associated Press Poll. During the 2001 and 2002 seasons, the Hurricanes owned a 21-game winning streak as the nation's No. 1 team before a loss in the 2003 Fiesta Bowl.

DATE	OPP	OPPONENT	W/L	SCORE
Sept. 8, 1984	14	at Michigan	L	14-22
Oct. 4, 1986	—	Northern Illinois	W	34-0
Oct. 11, 1986	—	at West Virginia	W	58-14
Oct. 18, 1986	—	at Cincinnati	W	45-13
Nov. 1, 1986	20	Florida State	W	41-23
Nov. 8, 1986	—	at Pittsburgh	W	37-10
Nov. 15, 1986	—	Tulsa	W	23-10
Nov. 27, 1986	—	East Carolina	W	36-10
Jan. 2, 1987	2	vs. Penn State ¹ (Fiesta)	L	10-14
Sept. 17, 1988	1	at Michigan	W	31-30
Sept. 24, 1988	15	Wisconsin	W	23-3
Oct. 1, 1988	—	Missouri	W	55-0
Oct. 15, 1988	4	at Notre Dame	L	30-31
Sept. 8, 1990	16	at BYU	L	21-28
Nov. 23, 1991	—	at Boston College	W	19-14
Nov. 30, 1991	—	San Diego State	W	39-12
Jan. 1, 1992	11	vs. Nebraska ¹ (Orange)	W	22-0
Sept. 5, 1992	23	at Iowa	W	24-7
Sept. 19, 1992	—	Florida A&M	W	38-0
Sept. 26, 1992	—	Arizona	W	8-7
Oct. 17, 1992	—	TCU	W	45-10
Oct. 24, 1992	—	at Virginia Tech	W	43-23
Oct. 31, 1992	—	West Virginia	W	35-23
Nov. 14, 1992	—	Temple	W	48-0
Nov. 21, 1992	8	at Syracuse	W	16-10
Nov. 28, 1992	—	at San Diego State	W	63-17
Jan. 1, 1993	2	vs. Alabama ¹ (Sugar)	L	13-34
Sept. 8, 2001	—	Rutgers	W	61-0
Sept. 27, 2001	—	at Pittsburgh	W	43-21
Oct. 6, 2001	—	Troy	W	38-7
Oct. 13, 2001	—	West Virginia	W	45-3
Nov. 3, 2001	—	Temple	W	38-0
Nov. 10, 2001	—	at Boston College	W	18-7
Nov. 17, 2001	14	Syracuse	W	59-0
Nov. 24, 2001	12	Washington	W	65-7
Dec. 1, 2001	14	at Virginia Tech	W	26-24
Jan. 3, 2002	4	vs. Nebraska ¹ (Rose)	W	37-14
Aug. 31, 2002	—	Florida A&M	W	63-17
Sept. 7, 2002	6	at Florida	W	41-16
Sept. 14, 2002	—	at Temple	W	44-21
Sept. 21, 2002	—	Boston College	W	38-6
Oct. 5, 2002	—	Connecticut	W	48-14
Oct. 12, 2002	9	Florida State	W	28-27
Oct. 26, 2002	—	at West Virginia	W	40-23
Nov. 2, 2002	—	at Rutgers	W	42-17

DATE	OPP	OPPONENT	W/L	SCORE
Nov. 21, 2002	17	Pittsburgh	W	28-21
Nov. 30, 2002	—	at Syracuse	W	49-7
Dec. 7, 2002	17	Virginia Tech	W	56-45
Jan. 3, 2003	2	vs. Ohio State ¹ (Fiesta)	L2OT	24-31

1 — National Championship game

NCAA-RECORD HOME WINNING STREAK

From Oct. 12, 1985 to Sept. 3, 1994, the Miami Hurricanes won an NCAA-record 58 home games.

DATE	UM	OPP	OPPONENT	W/L	SCORE
Sept. 7, 1985	—	5	Florida	L	23-35
Sept. 28, 1985	—	—	at Boston College ¹	W	45-10
Oct. 12, 1985	—	—	Cincinnati	W	38-0
Oct. 26, 1985	15	—	Louisville	W	45-7
Nov. 23, 1985	4	—	Colorado State ³ (HC)	W	24-3
Nov. 30, 1985	4	—	Notre Dame	W	58-7
Sept. 13, 1986	2	—	Texas Tech	W	61-11
Sept. 27, 1986	2	1	Oklahoma	W	28-16
Oct. 4, 1986	1	—	Northern Illinois	W	34-0
Nov. 1, 1986	1	20	Florida State	W	41-23
Nov. 15, 1986	1	—	Tulsa (HC)	W	23-10
Nov. 27, 1986	1	—	East Carolina	W	36-10
Sept. 5, 1987	10	20	Florida	W	31-4
Oct. 10, 1987	3	—	Maryland	W	46-16
Nov. 7, 1987	3	—	Miami, Ohio	W	54-3
Nov. 14, 1987	3	—	Virginia Tech (HC)	W	27-13
Nov. 21, 1987	3	—	Toledo	W	24-14
Nov. 28, 1987	2	10	Notre Dame	W	24-0
Dec. 5, 1987	2	8	South Carolina	W	20-16
Jan. 1, 1988	2	1	Oklahoma	W	20-14
Sept. 3, 1988	6	1	Florida State	W	31-0
Sept. 24, 1988	1	—	Wisconsin	W	23-3
Oct. 1, 1988	1	—	Missouri	W	55-0
Oct. 22, 1988	4	—	Cincinnati	W	57-3
Nov. 5, 1988	3	—	Tulsa (HC)	W	34-3
Nov. 26, 1988	3	8	Arkansas	W	18-16
Dec. 3, 1988	2	—	BYU	W	41-17
Jan. 2, 1989	2	6	Nebraska	W	23-3
Sept. 16, 1989	3	—	California	W	31-3
Oct. 7, 1989	2	—	Cincinnati	W	56-0
Oct. 14, 1989	2	—	San Jose State	W	48-16
Nov. 4, 1989	7	—	East Carolina	W	40-10
Nov. 18, 1989	7	—	San Diego State (HC)	W	42-6
Nov. 25, 1989	7	1	Notre Dame	W	27-10
Sept. 29, 1990	10	—	Iowa	W	48-21
Oct. 6, 1990	9	2	Florida State	W	31-22
Oct. 13, 1990	3	—	Kansas	W	34-0
Nov. 3, 1990	8	—	Pittsburgh (HC)	W	45-0
Nov. 17, 1990	3	—	Boston College	W	42-12
Nov. 24, 1990	2	—	Syracuse	W	33-7
Sept. 12, 1991	2	10	Houston	W	40-10
Oct. 5, 1991	2	—	Oklahoma State	W	40-3
Oct. 12, 1991	2	9	Penn State	W	26-20
Oct. 19, 1991	2	—	Long Beach State	W	55-0
Nov. 9, 1991	3	—	West Virginia* (HC)	W	27-3
Nov. 30, 1991	1	—	San Diego State	W	39-12
Jan. 1, 1992	1	11	Nebraska	W	22-0
Sept. 19, 1992	1	—	Florida A&M	W	38-0
Sept. 26, 1992	1	—	Arizona	W	8-7
Oct. 3, 1992	2	3	Florida State	W	17-16
Oct. 17, 1992	1	—	TCU	W	45-10
Oct. 31, 1992	1	—	West Virginia*	W	35-23
Nov. 14, 1992	1	—	Temple* (HC)	W	48-0
Sept. 18, 1993	3	—	Virginia Tech*	W	21-2
Oct. 2, 1993	3	—	Georgia Southern	W	30-7
Oct. 23, 1993	6	23	Syracuse*	W	49-0
Oct. 30, 1993	4	—	Temple*	W	42-7
Nov. 13, 1993	3	—	Rutgers* (HC)	W	31-17
Nov. 27, 1993	9	—	Memphis	W	41-17
Sept. 3, 1994	6	—	Georgia Southern	W	56-0
Sept. 24, 1994	6	17	Washington	L	20-38

COLLEGE AND PRO FOOTBALL HALL OF FAME

JIM OTTO

**PRO FOOTBALL HALL OF FAME INDUCTEE (1980)
CENTER (1957-59)**

The Wausau, Wis., native was awarded the NFL's most prestigious honor his first year of eligibility in 1980 and was the first Hurricanes player so honored...a two-year starter for the Hurricanes (1958-59), Otto went on to one of the most prolific careers in the history of pro football...made his jersey number 00 famous through 210 consecutive starts and 308 total games (both team records) for the AFL and NFL Oakland Raiders...earned All-Pro all 10 seasons of the AFL's existence (1960-69) and was chosen All-AFC...played in the NFL Pro Bowl the first three seasons after the leagues merged.

TED HENDRICKS

**PRO FOOTBALL HALL OF FAME INDUCTEE (1990)
AND COLLEGE FOOTBALL HALL OF FAME INDUCTEE (1987)
DEFENSIVE END (1966-68)**

The only Hurricane to have his number retired at UM and be inducted into both the Pro and College Football Halls of Fame...was the first UM player selected to the College Football Hall of Fame, entering the Hall in 1986...Miami's only three-time All-American (1966, 1967, 1968)...placed fifth in Heisman Trophy voting in 1968...the "Mad Stork" came out of the University of Miami and immediately became a force in the NFL...switched from defensive end to linebacker and spent five years with the Baltimore Colts, one with the Green Bay Packers and nine with the Oakland/Los Angeles Raiders...Hendricks played on four Super Bowl championship teams: the 1970 Colts, 1976 and 1980 Oakland Raiders and 1983 Los Angeles Raiders...the second Hurricanes player to receive pro football's highest honor, Hendricks was inducted into the Hall in 1990.

JIM KELLY

**PRO FOOTBALL HALL OF FAME INDUCTEE (2002)
QUARTERBACK (1979-82)**

East Brady, Pa., native was one of the key players in the rejuvenation of the University of Miami football program...engineered milestone victories over Penn State (1979, 1981) and Notre Dame (1981), along with UM's 1980 Peach Bowl win over Virginia Tech...played in the NFL from 1986 to 1996 with the Buffalo Bills after three seasons with the USFL's Houston Gamblers (1983-85)...selected by the Bills in the first round (14th player overall) of the 1983 NFL draft...joined the Bills in 1986...became the fourth-fastest quarterback in NFL history to reach 30,000 yards passing...passed for more than 3,000 yards in a season eight times...mastered the no-huddle offense that became a Bills' trademark...led Buffalo to an unprecedented four straight Super Bowl appearances...at the time of his retirement, his 84.4 passer rating ranked sixth all-time, his 35,467 career passing yards ranked 10th, his 2,874 completions ranked eighth, and his 237 touchdowns ranked 13th...led the NFL in passing in 1990, posting a 101.2 passer rating, only the fifth quarterback to maintain a rating over 100...led the AFC in passing in 1991...named to five Pro Bowls...All-Pro in 1991, All-Pro second team in 1990 and 1992...inducted into the Pro Football Hall of Fame in 2002.

JACK HARDING

**COLLEGE FOOTBALL HALL OF FAME INDUCTEE (1980)
HEAD COACH (1937-42, 1945-47)**

Came to Miami as athletics director and head coach in 1937 and became UM's first football legend...compiled a record of 54-32-3 in nine seasons, surrounding a two-year stint in the Navy during World War II...moved the Hurricanes to major college status and gained a reputation as a nationally respected coach and administrator...served 26 years as athletics director at Miami until his death in 1963...inducted in the Hall of Fame in 1980.

ANDY GUSTAFSON

**COLLEGE FOOTBALL HALL OF FAME INDUCTEE (1985)
HEAD COACH (1948-63)**

Led UM to a 93-65 record in 16 seasons as head coach in what became known as "The Glory Years" of Hurricane football...developed the "Drive Series" belly option, considered the forerunner of the veer and wishbone offenses...his teams went to four bowl games and nine players earned first team All-America status...inducted into the College Football Hall of Fame in 1985.

DON BOSSELER

**COLLEGE FOOTBALL HALL OF FAME INDUCTEE (1990)
RUNNING BACK (1953-56)**

Former Hurricane All-American (1956), Bosseler joined his old Miami coach, Andy Gustafson in the Hall...Bosseler led his team to an 8-1-1 record and No. 6 ranking in 1956, UM's highest ranking until the 1983 National Championship...he was not only an All-American, but he was the team captain, voted the outstanding player in Florida, the Senior Bowl MVP and picked for the College All-Star game...the Washington Redskins drafted him in the first round in 1957 and he gained 3,112 yards over an eight-year career...gained 1,642 yards rushing in his UM career...inducted into the Hall of Fame in 1990.

BENNIE BLADES

**COLLEGE FOOTBALL HALL OF FAME INDUCTEE (2006)
SAFETY (1985-87)**

Named first-team All-America in both 1986 and 1987 by both Associated Press and United Press International, adding honors as a senior in 1987 from Kodak, The Sporting News, the Walter Camp Foundation and the Football Writers Association of America...received the Jim Thorpe Award as college football's best defensive back in 1987, when he led UM to the national championship and a 12-0 record...as a senior, made 124 tackles, intercepted five passes and was named a consensus All-American...ended his UM career as the school's all-time leader with 19 interceptions and 305 interception return yards (both since broken)...also set school records for most consecutive games with an interception (five), total tackles by a safety (286), and unassisted tackles by a safety (155)...led the nation in interceptions in 1986 (0.91 per game)...was a first-round draft choice of the Detroit Lions (the third pick overall) in the 1988 NFL draft.

ARNOLD TUCKER

**COLLEGE FOOTBALL HALL OF FAME INDUCTEE (2008)
QUARTERBACK (MIAMI 1943, ARMY 1944-46)**

Played for the University of Miami in 1943...part of three national championship teams with Army (1944-46)...was undefeated at Army, leading his fellow cadets to an unparalleled 27-0-1 record during his career...Earned All-America honors in 1946...passed for 1,127 yards and 10 touchdowns in his three-year campaign...later served in numerous capacities for both the Army and Air Force, including Deputy Chief of Operations for the 5th AF in Japan from 1968-1970 and Commanding Officer of the 16th Special Operations Squadron in Thailand in 1970...from 1971-74, Tucker acted as Commanding Officer of the Army ROTC program at the University of Miami...he retired as a Lieutenant Colonel and presently lives in the Miami area.

COLLEGE AND PRO FOOTBALL HALL OF FAME

MICHAEL IRVIN

PRO FOOTBALL HALL OF FAME INDUCTEE (2007)

WIDE RECEIVER (1985-87)

Three-time Super Bowl champion and leader of UM's 1987 national championship team ... One of the elite receivers in Dallas Cowboys and NFL history ... Cowboys' first-round pick in 1988, the 11th player overall ... Played 12 seasons ... Selected to five straight Pro Bowls (1991-95) ... Led the NFL with 1,523 yards on 93 receptions in 1991 ... Recorded 1,000-yard seasons in all but one year from 1991-98 ... Set an NFL record with 11 100-yard games in 1995... Totaled 750 receptions for 11,904 yards and 65 touchdowns ... Had 47 100-yard games ... Named to NFL's All-Decade Team of the 1990s ... Teamed with quarterback Troy Aikman and running back Emmitt Smith to give the Cowboys' three of the top play-makers in pro football ... Won back-to-back Super Bowls over the Buffalo Bills (XXVII and XXVIII) and over the Pittsburgh Steelers (XXX) ... Had his finest season in 1995 with 111 receptions for 1,603 yards and 10 touchdowns ... Fort Lauderdale native who attended St. Thomas Aquinas High School ... Inducted into the Pro Football Hall of Fame in 2007.

CORTEZ KENNEDY

PRO FOOTBALL HALL OF FAME INDUCTEE (2012)

DEFENSIVE TACKLE (1988-89)

Fifth Hurricane player to be enshrined in Canton, joining Jim Otto (1980), Ted Hendricks (1990), Jim Kelly (2002) and Michael Irvin (2007) ... Kennedy registered 58 sacks and scored one touchdown on fumble recovery in his 11-season career with the Seattle Seahawks ... No. 3 overall pick in the 1990 NFL Draft, Kennedy had a streak of 116 games played, earned selection to eight Pro Bowls (1992-97, 1999, 2000) and missed just nine games out of a possible 176 in his career ... As a senior defensive tackle in 1989, he emerged as a dominant force on what many considered to be the nation's top defensive line unit ... Kennedy started all 12 games and his tenacious defense helped lead UM to a 11-1 season, a victory in the Sugar Bowl over Alabama and the 1989 National Championship ... Earned second team AP All-American honors.

GINO TORRETTA

COLLEGE FOOTBALL HALL OF FAME INDUCTEE (2009)

QUARTERBACK (1989-92)

Selected for induction into the College Football Hall of Fame by the National Football Foundation and College Hall of Fame on April 30, 2009 ... Fifth Miami player to be selected into the Hall, joining former Canes Bennie Blades (2006), Arnold Tucker (2008), Don Bosseler (1990) and Ted Hendricks (1987) ... Member of the 1989 and 1991 national championship teams ... Awarded unanimous First Team All-America honors and the Heisman Trophy in addition to the Davey O'Brien, Johnny Unitas Golden Arm, Maxwell and Walter Camp awards as a senior in 1992 ... Finished his Miami career with 11 school passing records, including career attempts (991), completions (555), yards (7,690), total offense (7,772), longest pass (99 yards to Horace Copeland vs. Arkansas, an NCAA record) and most passing yards in a game (485 vs. San Diego State) ... A 2008 Ring of Honor inductee ... Led Miami to a 26-2 record as a starter and was part of Miami's NCAA record 58-game home winning streak.

RUSSELL MARYLAND

COLLEGE FOOTBALL HALL OF FAME INDUCTEE (2011)

DEFENSIVE TACKLE (1987-90)

Maryland was a member of Miami's 1987 and 1989 National Championship teams ... Most prolific work came as senior in 1990 ... During final season with Canes, he recorded 96 tackles (54 solo), including 10.5 quarterback sacks, seven tackles for losses and 19 quarterback pressures ... Also forced five fumbles and broke up two passes ... Became first Hurricane to win 1990 Outland Trophy, given to best defensive lineman in college football ... Also a unanimous All-America selection and named UPI Lineman of the Year ... Best game came in 1991 Cotton Bowl against Texas ... Recorded three sacks for loss of 28 yards and nine tackles, while Hurricanes' defense caused five Longhorn turnovers, each leading to UM touchdowns ... Finished college career with 279 tackles, 25 tackles for losses and 20.5 quarterback sacks ... Jack Harding Most Valuable Player Award winner in 1990 and led Hurricanes to four consecutive bowl berths, two national championships and overall record of 45-3-0 during career ... In 1991 NFL Draft, Maryland was selected as first overall pick by Dallas Cowboys ... Pro Bowl selection in 1993 and won three Super Bowls with Cowboys in 1992, 1993 and 1995 ... Played professionally for nine years with Cowboys (1991-95), Oakland Raiders (1996-99) and Green Bay Packers (2000).

HISTORY & RECORDS

ALL-AMERICANS

AL CARAPELLA (T, 1950)

Miami's first first-team All-America selection by The Associated Press ... Converted fullback, Carapella became star on the defensive line.

JIM DOOLEY (HB, 1951)

First-team All-American by The Associated Press ... first player at Miami to have jersey retired (42) ... topped 1,000-yard rushing mark in UM career ... set UM bowl record with four interceptions vs. Clemson in 1952 Gator Bowl ... member of Gator Bowl Hall of Fame ... UM's first first-round NFL selection (Chicago Bears) ... Chicago Bears head coach from 1968-71 (20-36, .357).

NICK CHICKILLO (G, 1952)

First-team All-American by The Associated Press ... two-way player for Hurricanes at tackle and guard.

FRANK McDONALD (E, 1954)

First-team All-American by Sporting News ... led Hurricanes in pass receiving in each of 1952-54 seasons ... finished UM career with 69 receptions for 855 yards seventh-round draftee of Baltimore Colts.

DON BOSSELER (FB, 1956)

First-team All-American by The Associated Press ... rushed for 1,642 yards which ranked second all-time at end of UM career ... first-round draftee of Washington Redskins in 1957 NFL Draft ... left Redskins after the 1964 season as Washington's all-time leading rusher (3,112 yards) ... inducted in College Football Hall of Fame in December 1990.

FRAN CURCI (QB, 1959)

First-team All-American by The Associated Press ... garnered Academic All-American honors ... had 1,328 yards in total offense as senior ... in 1959, completed 100 of 195 passes for 1,068 yards ... served as UM's head football coach for 1971 and 1972 seasons ... member of Florida Sports Hall of Fame.

BILL MILLER (WR, 1960 & 1961)

Consensus All-American in 1961 ... First-team All-American by The Associated Press, United Press International, Newspaper Enterprise Association, *Sporting News*, Football Writers Association of America and American Football Coaches Association as senior ... became first UM junior to earn first-team All-America honors in 1960 (FWAA) when he caught 26 passes for 413 yards and five touchdowns ... third-round draftee of NFL's Minnesota Vikings and second-round pick of Dallas Texans (AFL).

GEORGE MIRA, SR. (QB, 1962 & 1963)

First-team All-American by *Look Magazine* (Football Writers Association of America), The Associated Press and CBS Television ... one of only four players in UM football history to have jersey retired (10) ... finished fifth in 1962 Heisman Trophy balloting ... led nation in total offense as senior (2,318 yards) ... tied NCAA record for career pass completions (368, Don Klosterman of Loyola, California) ... named Amateur Athlete of the Year in Florida by Florida Sportswriters Association in 1962 ... nicknamed "The Matador" ... second-round draftee of NFL's San Francisco 49ers ... member of Florida Sports Hall of Fame.

DAN CONNERS (T, 1963)

First-team All-American by *Sporting News* ... played both ways for Hurricanes ... on defense, established UM total tackles record (64) as senior ... finished career with 202 total tackles ... second-round draftee of AFL's Oakland Raiders.

ED WEISACOSKY (DE, 1965)

First-team All-America accolades from The Associated Press ... still holds UM mark for most total tackles in season (164, 1965) and solo tackles (112, 1965) ... tallied 297 total tackles in UM career ... sixth-round draftee of Miami Dolphins ... eight-year veteran of pro football (Giants, 49ers, Patriots and Dolphins).

TED HENDRICKS (DE, 1966, 1967 & 1968)

Miami's second inductee into Pro Football Hall of Fame (1990, after Jim Otto) after playing for Baltimore Colts, Oakland Raiders and Green Bay Packers ... one of four UM inductees in National Football Foundation College Football Hall of Fame ... three-time University of Miami All-American ... only UM football player to receive All-America acclaim three consecutive years ... as senior in 1968, was named UPI Lineman of the Year ... consensus All-American in 1967 and 1968 ... first-team All-America by UPI, AP, FWAA, NEA, *Football News*, *Sporting News*, *Time* and the Walter Camp Football Foundation in 1968 ... finished fifth in 1968 Heisman Trophy balloting ... still holds UM's career mark for tackles by defensive end (227) and fumble recoveries (12) ... had UM season-record five fumble recoveries in 1968 ... second-round draftee of Baltimore Colts in 1969.

TOM BEIER (DB, 1966)

Consensus All-American following UM's 1966 (8-2-1) campaign ... first-team All-America by Newspaper Enterprise Association, The Associated Press, United Press International, Football Writers Association of America, America Football Coaches Association, Central Press and *New York Daily News* ... still holds UM record for career tackles by cornerback (120) and season mark for tackles by CB (73) ... 10th-round draftee of Miami Dolphins.

HAROLD SEARS (LB, 1971)

First-team All-American by The Associated Press ... named AP Lineman of the Week for 26-tackle (21 solos) performance vs. Notre Dame (October 9, 1971) ... recorded 117 total tackles as senior.

CHUCK FOREMAN (RB, 1972)

First-team All-American by *Sporting News* ... ranks fifth all-time on UM charts with 3,365 all-purpose yards ... had five career 100-yard rushing performances, returned 42 kickoffs for 882 yards and accumulated 17 touchdowns ... ranks fourth and sixth all-time for all-purpose yards in season (1,555 in 1972 and 1,467 in 1971) ... finished UM career rushing for 1,631 yards and caught 56 passes for 732 yards ... first-round draftee of Minnesota Vikings.

BURGESS OWENS (DB, 1972)

First-team All-American by *Time* magazine and *Sporting News* ... earned first-team All-South Independent team honors ... recorded 160 tackles, eight interceptions and three fumble recoveries in Miami career ... most valuable defensive player of 1973 Senior Bowl ... first-round draftee of New York Jets.

TONY CRISTIANI (MG, 1972 & 1973)

First-team All-America by Football Writers Association of America and Walter Camp Football Foundation ... first-team All-South Independent by The Associated Press ... had 279 total tackles at UM...as senior, tallied 102 total tackles ... in 1972, recorded 84 tackles including 15 quarterback sacks.

RUBIN CARTER (NG, 1974)

First-team All-America by United Press International and Kodak... first-team All-South Independent by The Associated Press in 1973 and 1974 ... ended career with 306 total tackles ... holds UM school mark for tackles in season by defensive tackle (98, 1973) and tied for seventh in total tackles in season with 147 ... fifth-round draftee of Denver Broncos.

DENNIS HARRAH (OT, 1974)

First-team All-America honors from *Sporting News* and *Time* magazine ... named first-team All-South Independent by The Associated Press in 1973 and 1974 ... first-round draftee of Los Angeles Rams.

ALL-AMERICANS

EDDIE EDWARDS (DT, 1976)

First-team All-American by *Sporting News* ... played in the 1977 Hula Bowl and Japan Bowl ... winner of the Jack Harding Memorial MVP Award in 1976 ... averaged 13 tackles and had a team-leading 11 sacks as a senior ... high school teammate of fellow UM All-American Don Latimer ... first-round draftee of the Cincinnati Bengals.

DON LATIMER (MG, 1977)

First-team All-American by *Sporting News*...played in the 1978 Blue-Gray Classic and Senior Bowl ... set a UM record with 15 QB sacks as a senior ... high school teammate of Eddie Edwards ... first-round draftee of the Denver Broncos.

DON SMITH (DT, 1978)

First-team All-America accolades from Kodak and *Sporting News* ... named to the Associated Press All-South Independent team ... preseason *Playboy* All-America in 1978 ... in 1977, named first-team AP All-South Independent and winner of the Jack Harding Memorial MVP Award ... first-round draftee of the Atlanta Falcons.

JIM BURT (MG, 1980)

First-team All-American by the Newspaper Enterprise Association ... member of the All-South Independent team by Associated Press ... 1981 Peach Bowl Most Valuable Player (Defensive) ... holds the UM all-time record for fumble recoveries in a game with four versus Vanderbilt (November 15, 1980) ... all-time career record holder for tackles by a middle guard (177) and assists by a middle guard (86).

FRED MARION (DB, 1981)

First-team All-America honors by United Press International, Kodak and *The Football News* ... holds the UM career mark for most assists by a safety (152) ... held the UM career mark for interceptions (16 for 170 yards) and consecutive games with an interception (4), until broken by Bennie Blades (1984-87) ... had a team-leading seven interceptions during the 1980 campaign ... fifth-round draftee of the New England Patriots.

DANNY MILLER (K, 1981)

First-team All-America by *The Football News* and the Mizlou Sports Network ... first-team All-South Independent ... kicked the longest field goal in UM history (57 yards) at Florida State on November 7, 1981 ... most remembered for his 55-yard field goal (2nd longest all-time) off the right upright to defeat Florida, 21-20, in 1981 ... 11th-round draftee of the Washington Redskins.

LESTER WILLIAMS (DT, 1981)

First-team All-America honors by the Walter Camp Football Foundation, *Playboy*, Kodak, and Mizlou ... named first-team All-America and Lineman of the Year by *Parade* magazine ... holds the UM career record for most tackles by a defensive tackle (210) ... first-round draftee of the New England Patriots.

JAY BROPHY (LB, 1983)

First-team All-America by *The Football News* ... named first-team All-South Independent as a senior and junior ... led the Miami defense to its inaugural football national championship in 1983...tallied 308 total tackles in his UM career ... had 133 tackles in 1983, and 135 in '82 to lead the team ... second-round draftee of the Miami Dolphins.

EDDIE BROWN (WR, 1984)

First-team All-American honors from The Associated Press and Kodak ... set a UM single-game receiving yardage record with 220 on 10 catches vs. Boston College in 1984 ... became the first Hurricanes receiver to surpass 1,000 yards in a season by catching 59 passes for 1,114 yards in 1984 ... ended his career with 1,754 yards (on 89 receptions) and 13 TDs, school records at the time ... first-round draftee of the Cincinnati Bengals.

WILLIE SMITH (TE, 1985)

First-team All-America honors by Walter Camp, Kodak and The Associated Press and ranked as the most prolific pass receiver in Hurricanes history ... in two seasons, caught 114 passes, best ever by a Hurricanes tight end ... set reception records for a season (66, 1984) and a single game (12 vs. Maryland, 1984) ... 10th-round draftee of the Cleveland Browns.

JEROME BROWN (DT, 1986)

Consensus first-team All-American ... finalist for the 1986 Outland Trophy and for the Lombardi Award ... finished UM career with 183 total stops, including 21 sacks, 19 tackles for loss, five fumbles caused and four fumble recoveries ... recorded four New Year's Day starting assignments: '84 Orange Bowl, '85 Fiesta Bowl, '86 Sugar Bowl and '87 Fiesta Bowl ... first-round selection by the Philadelphia Eagles.

VINNY TESTAVERDE (QB, 1986)

Winner of the Heisman Trophy, the Maxwell Award, the Davey O'Brien Award, Walter Camp Player of the Year, Washington, D.C., Touchdown Club College Athlete of the Year ... consensus All-American in 1986 ... only the fourth player in UM football history to have his number (14) retired ... as a starter, led Miami to a 21-1 regular season mark ... ranks third in all-time passing yardage (6,058); tied for second in touchdown passes thrown (48) with Steve Walsh ... most memorable performance was in Miami's 28-16 victory over top-ranked Oklahoma in the Orange Bowl in 1986, completing 75 percent of his passes (21 of 28) for 261 yards and four touchdowns ... first player chosen in the 1987 NFL draft by the Tampa Bay Buccaneers.

BENNIE BLADES (DB, 1986 & 1987)

First-team All-American by The Associated Press, Kodak, United Press International, *Sporting News*, Walter Camp Foundation and the Football Writers Association of America as a senior in 1987 ... named to the AP and UPI first teams in 1986 ... as a senior, awarded the Jim Thorpe Award recognizing the nation's premier defensive back ... ended his career as UM's all-time leader for interceptions (19) and interception return yards (305) ... also set UM records for consecutive games with an interception (5); total tackles by a safety (286) and unassisted tackles by a safety (155) ... in 1986, led the nation in interceptions (.91 per game) ... first-round draftee of the Detroit Lions (3rd pick overall).

DANIEL STUBBS (DE, 1987)

First-team All-American by The Associated Press, Kodak, United Press International, The Walter Camp Football Foundation and the Football Writers Association of America ... named one of three finalists for the 1987 Outland Trophy ... one of four finalists for the 1987 Lombardi Trophy ... UM's all-time sack leader with 39.5 career sacks ... recorded 267 total tackles and 25 tackles for loss as a Hurricane ... second-round draftee of the San Francisco 49ers.

CLEVELAND GARY (RB, 1988)

First-team All-American by *The Football News* ... as a senior in 1988, was the Hurricanes' statistical leader in receptions (57 catches) and rushing (480 yards), while ranking second in receiving (655 yards) and scoring (66 points) ... his 57 receptions are most by a UM running back ... inished his UM career rushing for 650 yards on 142 carries and 12 TD's and caught 67 passes for 794 yards and six scores ... first-round draftee of the Los Angeles Rams.

BILL HAWKINS (DE, 1988)

First-team All-America honors from ESPN, Kodak and the Walter Camp Football Foundation, while earning second-team recognition by *The Football News* and The Associated Press... selected as one of 12 semifinalists for the 1988 Lombardi Award ... finished his career with 223 total tackles, 22 sacks and 18 tackles for loss ... first-round draftee of the Los Angeles Rams.

ALL-AMERICANS

STEVE WALSH (QB, 1988)

Named *The Football News* College Player of the Year as a junior ... selected first-team All-America by The Associated Press, ESPN and the Football Writers Association of America in his junior year ... finished fourth in the 1988 Heisman Trophy balloting and was named to the AP All-South Independent first team ... as a starter recorded a 23-1 overall record ... finished his UM career tied for first in touchdown passes (48) with Vinny Testaverde ... as a sophomore, in his first year as a starter, led UM to a 12-0 mark and a national championship (1987) ... a first-round draftee of the Dallas Cowboys (supplemental draft).

GREG MARK (DE, 1989)

Named to the Associated Press and Kodak All-American teams anchoring the nation's top-ranked defensive line ... was one of 12 Lombardi Award semifinalists, while also being named the South Jersey and New Jersey College Football Player of the Year ... finished his Hurricane career with 253 tackles, 95 quarterback pressures and 34.5 total sacks ... third-round draftee of New York Giants.

MAURICE CRUM (LB, 1990)

First-team All-American status by The Associated Press, Walter Camp Foundation and *The Football News* ... one of five finalists for the 1990 Butkus Award, saluting the nation's top linebacker ... led the team in tackles in 1988, 1989 and 1990 ... finished his UM career with 354 stops ... played on the Hurricanes baseball team for one-and-a-half seasons ... signed as a free agent with the Tampa Bay Buccaneers.

RUSSELL MARYLAND (DT, 1990)

First UM player to win the coveted Outland Trophy as the nation's top interior lineman ... a consensus All-American, Maryland was recognized as a first-team choice by AP, UPI, Kodak, the Walter Camp Football Foundation, *The Football News* and *Sporting News* as a senior ... UPI lineman of the year ... finished his Hurricanes career with 279 tackles, 25 tackles for loss and 20.5 sacks...an Iron Arrow recipient ... first player chosen in the 1991 NFL Draft by the Dallas Cowboys.

CARLOS HUERTA (K, 1991)

Developed from a walk-on as a freshman in 1988 to being named consensus All-America (The Associated Press, Walter Camp Football Foundation, *The Football News*, *Sporting News*) and first-team All-BIG EAST as a senior in 1991 ... set an NCAA record by converting 157 consecutive PATs during his career as a four-year starter ... ranks among the NCAA's all-time scoring leaders with 397 career points, including 73 field goals ... set 12 school records and tied one...an Iron Arrow recipient ... 12th-round draftee of the San Diego Chargers.

LEON SEARCY (OT, 1991)

First-team All-American by the Football Writers Association of America, and second-team All-American by *Sporting News*, *The Football News* and The Associated Press ... first-team All-BIG EAST ... started every game his last three seasons ... first-round pick (11th overall) of the Pittsburgh Steelers.

DARRIN SMITH (LB, 1991 & 1992)

Named first-team UPI All-American as a senior ... became UM's first National Football Foundation and College Hall of Fame Scholar-Athlete recipient ... 1992 first-team All-BIG EAST and semi-finalist for the Butkus Award for the second straight year ... as a junior was named first-team All-American by *The Football News*, earned second-team honors by The Associated Press and was co-Defensive Player of the Year in the BIG EAST ... finished career as fourth-leading tackler in UM history ... had 18 tackles (ten solo) against FSU as a junior ... second-round draftee of the Dallas Cowboys.

DARRYL WILLIAMS (FS, 1991)

First-team All-American by The Associated Press, Kodak, and the Walter Camp Football Foundation as a junior in 1991 ... named second-team All-American by *Sporting News* ... first-team All-BIG EAST ... led the secondary with 84 tackles (49 solo) in 1991 ... added 18 tackles (10 solo) against Florida State ... first-round draftee (28th overall) of the Cincinnati Bengals.

KEVIN WILLIAMS (WR/KR, 1991)

First-team All-American and Kickoff Returner of the Year by *Sporting News* and Punt Returner of the Year by the Football Writers Association of America as a sophomore ... the BIG EAST Special Teams Player of the Year in 1991 and first-team All-BIG EAST ... had three consecutive games with punt returns for TDs, just one shy of the NCAA record ... totaled 217 return yards on seven attempts against Penn State, including a 91-yard punt return for a TD, the longest in Miami history ... had 1,183 all-purpose yards in 1991 ... netted 560 yards on 36 punt returns, a 15.6 yard average (fourth best in the NCAA) ... second-round draft choice of the Dallas Cowboys in 1992.

MICHEAL BARROW (LB, 1992)

First-team All-American by the Walter Camp Football Foundation and *The Football News* ... a unanimous selection as the BIG EAST Defensive Player of the Year ... runner-up for the Butkus Award, given annually to the nation's best linebacker ... finished seventh in 1992 Heisman Trophy voting with 64 points ... led the team with 136 tackles (80 solo) as a senior ... finished career as the third-leading tackler in Miami history ... second-round draftee of the Houston Oilers.

RYAN McNEIL (DB, 1992)

First-team All-American by Kodak, Walter Camp and *The Football News* ... named All-BIG EAST by the coaches two consecutive years ... semi-finalist for the Jim Thorpe Award, given to the nation's best defensive back ... second-round draftee of the Detroit Lions.

GINO TORRETTA (QB, 1992)

Second UM player to win the Heisman Trophy ... most honored player in school history ... Walter Camp Player of the Year ... earned The Associated Press, Kodak, Walter Camp and *Football News* All-America status ... won the Johnny Unitas Golden Arm Award, the Maxwell Trophy and the Davey O'Brien Award ... unanimous selection as Big East Offensive Player of the Year in 1991 and 1992 ... NCAA Today's Top Six Award winner, Hitachi/CFA Scholar Athlete Award winner, Toyota Leadership Award winner and Chevrolet Offensive Player of the Year ... finished career with 11 records, including career attempts (991), completions (555), yards (7,690), total offense (7,772), longest pass and longest pass for a TD (99 yards to Horace Copeland, also an NCAA record), and most passing yards in a game (485 vs. San Diego St.) ... seventh-round draftee of the Minnesota Vikings.

KEVIN PATRICK (DE, 1993)

First-team All-American by both The Associated Press and Kodak ... named BIG EAST Defensive Player of the Year as a senior and was a first-team All-BIG EAST selection in both his junior and senior years ... started 19 consecutive regular-season games and totaled 30 career starts ... recorded 23 career sacks for 175 yards ... led Miami his final year in both sacks (10 for a loss of 70 yards) and tackles for loss (11 for a loss of 21 yards) ... signed as a free agent by the Los Angeles Rams.

C.J. RICHARDSON (S, 1994)

First-team All-American by The Associated Press and first-team All-BIG EAST Conference ... a semifinalist for the Jim Thorpe Award ... leader of the UM defensive backs that ranked No. 1 in the NCAA for pass defense ... finished the season with 85 total tackles, including 48 solo ... seventh-round draft pick of the Houston Oilers.

WARREN SAPP (DT, 1994)

Consensus All-American and first UM player to win the Lombardi Award, given annually to the nation's top lineman, and the Bronko Nagurski Trophy, given to the nation's top defensive player ... one of six finalists invited to the Downtown Athletic Club for the Heisman Trophy presentation ... named Defensive Player of the Year by ABC Sports, *Sports Illustrated*, Football Writers Association of America, *Football News*, Touchdown Club of Atlanta, Touchdown Club of Columbus and the Big East ... had 84 tackles his junior year and led the Canes in sacks (10.5), tackles for loss (9), fumbles caused (4), fumble recoveries (3), and QB pressures (25) ... first-round draft pick of the Tampa Bay Buccaneers (12th overall).

ALL-AMERICANS

RAY LEWIS (LB, 1995)

First-team All-American by The Associated Press ... one of three finalists for the Butkus Award, given annually to the nation's top linebacker, and came within one vote of tying Illinois senior Kevin Hardy for the trophy ... unanimous selection first-team All-Big East ... three-year starter at UM ... led the defense in tackles as a sophomore and junior, setting consecutive records for solo tackles by a MLB with 91 in 1994 and 95 in 1995 ... total tackle numbers of 152 in 1994 and 160 in 1995 rank fourth and second in the UM annals for tackles in a season at all positions ... first-round draft pick of the Baltimore Ravens (26th overall).

K.C. JONES (C, 1996)

Associated Press first-team All-American ... three-time first-team All-BIG EAST selection ... a semifinalist for the Lombardi Award, presented annually to the nation's top offensive or defensive lineman or linebacker ... Outland Trophy semifinalist, given to the nation's best interior lineman ... four-year starter at center ... started 41 games during career ... signed as a free agent with the Denver Broncos.

RICHARD MERCIER (OG, 1999)

First-team All-American by *Sporting News* ... a two-time All-BIG EAST first-team selection ... team leader in pancake blocks during both his junior and senior campaigns ... tied Mike Sullivan for the UM record in career starts (48) ... played every down for Miami over his final two seasons ... invited to play in the Senior Bowl, Hula Bowl, East-West Shrine Game and the Florida Citrus All-Star Gridiron Classic ... a fifth-round draft choice of the Baltimore Ravens.

DANIEL "BUBBA" FRANKS (TE, 1999)

First-team All-American by both *The Football News* and *Sporting News* ... two-time first-team All-BIG EAST selection ... recorded 77 career receptions for 1,038 yards and 12 touchdowns ... started 30 of his 34 career games at UM ... also voted Associated Press second-team All-American ... first-round draft pick of the Green Bay Packers (14th overall).

DAN MORGAN (LB, 2000)

First player in college football history to win the Butkus Award (top linebacker), Nagurski Award (college defensive player of the year) and the Bednarik Award (top defensive player) in the same season ... named a first-team All-American by every national service, including The Associated Press, Football Writers Association, *The Football News*, *Sporting News*, Walter Camp, and the National Football Foundation ... a unanimous selection for BIG EAST Defensive Player of the Year ... a three-time first-team All-BIG EAST selection ... set a new Miami career record for tackles in a career with 532 (also a BIG EAST career mark) ... a first-round (11th pick) selection of the NFL's Carolina Panthers in the 2001 Draft.

SANTANA MOSS (WR/PR, 2000)

First-team All-American as a senior ... finished seventh in the Heisman Trophy voting in 2000, receiving three first-place votes ... the 2000 BIG EAST Offensive and Special Teams Player of the Year (the only player in league history to win both awards in the same year) ... set Miami school records for receiving yards (2,546), all-purpose yards (4,402), punt return yards (1,196), and punt return touchdowns (6) ... returned four punts for touchdowns during the 2000 season ... a unanimous first-team All-BIG EAST selection in 2000 ... a semifinalist for the Biletnikoff Award (top receiver) in 2000 ... first-round (16th pick) selection by the New York Jets in the 2001 NFL Draft.

JOAQUIN GONZALEZ (OT, 2000 & 2001)

First-team All-American by the Football Writers Association of America in 2000 and 2001 and *CNN* in 2001 ... earned second-team All-America by *College Football News* in 2000 and 2001 and ABC Sports in 2001 ... earned District 3 Academic All-America recognition as a junior ... winner of the 2001 Draddy Award, the "Academic Heisman" by the National Football Foundation, the highest honor bestowed a football scholar-athlete ... two-time first-team All-BIG EAST selection in 2000-2001 ... only offensive lineman in BIG EAST history to earn the Rookie of the Year Award (1998) ... walk-on who attended UM on an academic scholarship before earning a football grant-in-aid.

BRYANT McKINNIE (OT, 2000 & 2001)

2001 Outland Trophy winner as college football's outstanding interior lineman ... named a first-team All-American by *The Football News* in 2000 and a consensus first-team All-American by every national service in 2001 including The Associated Press, Football Writers Association, *The Football News*, *Sporting News*, Walter Camp and the National Football Foundation...the 2001 National Player of the Year by *CNN* ... the 2001 College Football Offensive Player of the Year by Football News ... did not allow a quarterback sack during his entire UM career ... a two-time unanimous first-team All-BIG EAST selection at left tackle ... Minnesota Vikings first-round pick.

ED REED (SS, 2000 & 2001)

Consensus first-team All-America selection in 2000 and 2001 ... first-team All-American by the Football Writers Association, The Associated Press, *Football News*, *Sporting News* and the American Football Coaches both years ... consensus first-team All-BIG EAST in 2000 and 2001 ... set UM career records for interceptions (21) and interception return yards (389) ... nine interceptions in 2001 (second-best total in UM history) ... eight interceptions (third-best single-season total) ... key factor in a defense that recorded a record 45 takeaways during the 2001 national title season ... also excelled in track and field, winning the javelin at the 1999 All-BIG EAST Outdoor Track & Field Championships ... Baltimore Ravens first-round pick.

PHILLIP BUCHANON (CB/PR, 2001)

First team All-American as a punt return specialist by ABC Sports in 2001 ... named the BIG EAST Special Teams Player of the Year in 2001 ... unanimous first-team All-Big East selection in 2001 ... led the BIG EAST and ranked sixth nationally in punt returns with an average of 14.9 yards per return...returned punts for 464 yards on 15 attempts in 2001, the fourth-best single-season average in UM history ... one of three finalists for the Mosi Tatupu Award, presented to college football's finest Special Teams performer.

JEREMY SHOCKEY (TE, 2001)

First team All-American by *CNN* in 2001 ... one of three finalists for the 2001 John Mackey Award for the nation's finest tight end ... unanimous first team All-BIG EAST selection in 2001 ... two-time first team All-BIG EAST pick ... led UM in catches in 2001 with 40 for 519 yards (13.0 avg.) and seven TDs ... finished his career with 61 catches for 815 yards and 10 TDs ... ranks among UM's most productive tight ends ever in catches (sixth), receiving yards (sixth) and touchdowns (tied for second) ... first-round draft choice of the New York Giants.

TODD SIEVERS (PK, 2001)

First team All-American by *CNN* in 2001 ... second-team All-America by *Sporting News*, ABC Sports in 2001 ... first team All-BIG EAST selection in 2001 ... led the nation and the Big East in field goals made per game (1.9 avg.) in 2001 ... kicked four field goals in a game three times in 2001, the last in a close win over Virginia Tech to clinch a Rose Bowl berth ... ranked fourth in the nation in scoring with 119 points ... set a UM single-season scoring record for overall points and kicking points in 2001 ... tied the school record for field goals made in a season with 21 ... was 21-of-26 (80.8 percent) on field goals in 2001 ... fourth in voting for the Lou Groza Award in 2001.

KEN DORSEY (QB, 2002)

First-team All-American by American Football Coaches Association and Walter Camp Football Foundation ... two-time Heisman Trophy finalist (third in 2001, fifth in 2002) ... BIG EAST Offensive Player of the Year in 2001, and 2002 ... three-time first-team All-BIG EAST selection (2000-2002) ... led UM on a 34-game winning streak, to the 2001 national championship and to the brink of the 2002 national title ... finalist for the Johnny Unitas Award and the Davey O'Brien Award in 2002 ... 2001 Maxwell Award winner ... MVP of 2001 Sugar Bowl and 2002 Rose Bowl ... winningest quarterback in UM history (38-2, a record) ... set eight UM career records, including total offense, passing yards, passing TDs, completions and attempts ... completed 222-of-393 passes for 3,369 yards and 28 touchdowns with 12 interceptions in 2002.

HISTORY & RECORDS

ALL-AMERICANS

JEROME McDOUGLE (DE, 2002)

First-team All-American by the American Football Coaches Association (AFCA)...a Hendricks Award Finalist in 2002...a Lombardi Award semifinalist in 2002...a two-time first-team All-BIG EAST selection (2001-2002)...made 55 tackles (31 solos) with 16 tackles for losses along with seven sacks in 2002...credited with 26 quarterback hurries in 2002...had a whopping 74 hurries over his two seasons at UM...first-round draft choice of the Philadelphia Eagles in 2003.

WILLIS McGAHEE (RB, 2002)

Consensus first-team All-American in 2002 by AP, American Football Coaches Association, Football Writers Association, *CNNSI.com*, Walter Camp and *Sporting News* ... Heisman Trophy Finalist (fourth) ... 2002 Big East Co-Offensive Player of the Year ... unanimous first-team All-Big East ... finalist for the Doak Walker Award and Walter Camp Player of the Year Award ... rushed for 1,753 yards on 282 carries (6.2 avg.) and scored 28 TDs in his only season as a starter ... accumulated 2,108 all-purpose yards ... averaged 134.8 yards rushing per game ... rushed for 100 yards a UM-record 10 times and rushed for more than 200 yards twice in 2002 ... one of only five players in college football history to rush for 1,500-plus yards and score 25-plus touchdowns in a season ... set eight UM single-season records.

BRETT ROMBERG (C, 2002)

Consensus first-team All-American in 2002 by The Associated Press, American Football Coaches Association, Football Writers Association, *CNNSI.com*, Walter Camp and *Sporting News* ... winner of the Rimington Award as college football's finest center ... did not allow a quarterback sack in his college career ... Outland Trophy Finalist ... Two-time first-team All-BIG EAST by the coaches (2001-2002) ... credited with 33 pancake blocks and 18 "metrorails" in 2002 ... started 37 consecutive games at center ... UM went 35-2 with Romberg at center and averaged 464 yards per game with Romberg starting.

SEAN TAYLOR (FS, 2003)

Consensus first-team All-American as a junior in 2003 by The Associated Press, American Football Coaches Association, Football Writers Association, *CNNSI.com*, Walter Camp and *Sporting News* ... finalist for the Jim Thorpe Award ... 2003 BIG EAST Defensive Player of the Year ... unanimous first-team All-BIG EAST selection by the coaches ... tied the single-season record for interceptions (10) in 2003 and returned them 184 yards (second most in UM history) ... intercepted a total of 14 passes in his career ... ranks fifth on the UM career list for interceptions (14), second for career interception return yards (306), second for interceptions returned for touchdowns (3) ... first-round draft choice of the Washington Redskins in 2004.

KELLEN WINSLOW (TE, 2003)

Consensus first-team All-American as a junior in 2003 by The Associated Press, American Football Coaches Association, Football Writers Association, *CNNSI.com*, Walter Camp and *Sporting News* ... winner of the 2003 John Mackey Award as college football's best tight end ... a semi-finalist for the Lombardi Award (top down lineman) and Biletnikoff Award (top receiver) in 2003 ... unanimous first-team All-BIG EAST Conference selection ... led the team in receptions in 2003 with 60, the second-most in a single season by a tight end ... finished his career with 119 catches (fifth in UM history), the most ever by a tight end at UM ... first-round draft choice of the Cleveland Browns in 2004.

ANTREL ROLLE (CB, 2004)

Consensus first-team All-American as a senior in 2004 by Associated Press, American Football Coaches Association, Football Writers Association, Walter Camp, Cingular/ABC Sports, *Sports Illustrated* and *Sporting News* ... Finalist for the Jim Thorpe Award (best defensive back) and a semifinalist for the Bednarik Award (best defensive player) ... First-team All-ACC ... As a senior, made 71 tackles (38 solo), eight tackles for loss ... Finished his career with 192 tackles and nine takeaways ... first round pick of the Arizona Cardinals in the 2005 NFL draft.

DEVIN HESTER (KR, 2004)

All-American as a kick returner by Walter Camp, Football Writers Association and *Sporting News* as a sophomore ... In 2004, returned four kicks for touchdowns, three punts and one kickoff and returned 19 punts for 326 yards, a 17.2-yard average that ranked fifth in the country ... took back 15 kickoffs for 389 yards, a 25.9 average that ranked ninth nationally ... Played as the nickelback on defense and led the team with four interceptions ... Scored six touchdowns for the year ... Named first-team All-ACC as a kick returner.

ERIC WINSTON (OT, 2005)

ACC's Jacobs Trophy winner as the best blocker in the conference in 2005, as voted by the coaches ... first-team All-ACC ... selected first-team All-America by Walter Camp, American Football Coaches Association, *Sports Illustrated* and *Rivals.com* and named second-team All-America by The Associated Press ... semifinalist for the Lombardi Award ... as a senior in 2005, graded highest among UM's offensive linemen, with 23 pancake blocks and 44 "metrorails"...allowed only two half-sacks all season.

BRANDON MERIWEATHER (S, 2005)

First-team All-American by Football Writers of America and ABC Sports/Cingular ... Named second-team All-ACC by conference sportswriters ... Semifinalist for the Jim Thorpe Award, presented to the nation's best defensive back ... as a junior in 2005, led the team with 115 tackles, including 13 for loss, seven pass breakups and three interceptions ... made nine or more tackles in six games ... drafted in the first round of the 2007 NFL draft by the New England Patriots.

KELLY JENNINGS (CB, 2005)

First-team All-America by *Sports Illustrated* and second-team All-America by The Associated Press in 2005 ... All-ACC choice who was third in the country and first in the conference with 16 pass breakups in 2005 ... also tied for the team lead with three interceptions ... three-year starter who finished his career with 41 starts in 49 games ... Had 126 tackles, 1.5 sacks, two forced fumbles and six interceptions ... drafted in the first round of the 2006 NFL draft by the Seattle Seahawks

RING OF HONOR

BENNIE BLADES, DB, 1985-87

Blades played defensive back for the Hurricanes from 1985 through 1987 ... As a junior selected first-team All-American in 1986 by the Associated Press and United Press International after he lead the nation in interceptions with 10 ... The following season, Blades helped the Hurricanes win the national championship and was selected first-team All-American by The Associated Press, Kodak, United Press International, *Sporting News*, The Walter Camp Foundation and the Football Writers Association of America ... Won the Jim Thorpe Award in 1987, awarded to the nation's top defensive back ... Set school records for interceptions in a career (19), interception return yards (305), consecutive games with an interception (5), total tackles by a safety (286) and unassisted tackles by a safety (155) ... Picked third overall by the Detroit Lions in 1988 ... Played 10 NFL seasons and finished his professional career with 14 interceptions and one touchdown ... In 2006, Blades was inducted into the College Football Hall of Fame.

2009 INDUCTEE

EDDIE DUNN, RB, 1935-39

Dunn played running back for UM from 1935-39 ... In 1938, played in the historic Miami-Florida game, scoring all three touchdowns in a 19-7 Miami win in the two teams' first ever meeting on the gridiron ... Set several game, single-season and career records for rushing, scoring, and punt returns ... Served as the head football coach from 1943-44 and head baseball coach from 1947-54 ... He had a stint as athletic director during World War II ... Was a member of the Board of Trustees from 1964-80, helped find the forerunner of the Hurricane Club, chaired the Board of Trustees Athletic Advisory Committee and served as the president of the UM Alumni Association ... Dunn is also credited with designing the first UM baseball field.

2009 INDUCTEE

STEVE WALSH, QB, 1985-88

Walsh played quarterback for Miami during the late 80s, leading the Canes to an undefeated regular season and national championship in 1987 ... The following season, Walsh was selected first-team All-American by The Associated Press, ESPN, and the Football Writers Association of America after passing for over 3,100 yards and 29 touchdowns ... As a starter, Walsh went 23-1 for the Hurricanes and finished his career tied with Vinny Testaverde for the most touchdown passes in school history (48) ... He was selected by the Dallas Cowboys in the first round of the 1989 supplemental draft and played 11 seasons in the NFL for six different franchises.

2009 INDUCTEE

EDGERRIN JAMES, RB, 1996-98

Edgerrin James played running back at UM from 1996-1998 ... Cousin of former UM running back Javarris James, he was named first team All-American in 1998 before he was taken in the first round of the 1999 NFL Draft by the Indianapolis Colts ... James was selected to the NFL Pro Bowl on four occasions and twice led the NFL in rushing ... In nine full NFL seasons, James has seven 1,000-yard years, including a career-high 1,709 in 2000 with the Colts ... For his UM career, James finished with 2,960 yards on the ground, the second-highest total in school history behind fellow Ring of Honor member Ottis Anderson.

2008 INDUCTEE

JIM KELLY, QB, 1979-82

Jim Kelly was a star quarterback at UM from 1979-82 and was inducted into the UM Sports Hall of Fame in 1992 ... Kelly, who was a Heisman Trophy candidate at UM before separating his shoulder his senior season, went on to enjoy a stellar pro football career that led to his induction into the Pro Football Hall of Fame in 2002 ... After a short stint in the USFL after college, Kelly was drafted in the first round of the 1983 NFL Draft by the Buffalo Bills and would go on to be selected to the NFL Pro Bowl on five occasions ... He holds nearly every Bills' career passing record, including attempts (4,779), completions (2,874), yards (35,467) and passer rating (60.14%).

2008 INDUCTEE

CORTEZ KENNEDY, DT, 1988-89

Cortez Kennedy played defensive tackle for the Hurricanes from 1988-89 before being chosen in the first round of the 1990 NFL Draft by the Seattle Seahawks ... Kennedy played exclusively for the Seahawks at the professional level and was named the NFL's Defensive Player of the Year in 1992 ... He was selected to the NFL Pro Bowl on eight occasions and was named First Team All-Pro three times before retiring from the league in 2000 ... Kennedy finished his professional career with 167 games played, 568 tackles, 58 sacks and 11 forced fumbles ... In 1994, Kennedy was inducted in the UM Sports Hall of Fame and in 2012, he was enshrined into the Pro Football Hall of Fame.

2008 INDUCTEE

JIM OTTO, C, 1957-59

Jim Otto played center for the Hurricanes from 1957-59 and was inducted into the UM Sports Hall of Fame in 1972 and the Pro Football Hall of Fame in 1980 ... A 12-time Pro Bowl selection from 1961-72, Otto was taken in the first round of the 1960 AFL Draft by the Oakland Raiders, a team he spent his entire career with until his retirement in 1974 ... He was one of only three players who saw action in each of his team's 140 regular season games over the AFL's 10-year history ... Otto played in six AFL/AFC title games, Super Bowl II and was named All-Pro 13 straight seasons from 1960-72.

2008 INDUCTEE

GINO TORRETTA, QB, 1989-92

Gino Torretta played quarterback for UM from 1989-92 and was inducted into the UM Sports Hall of Fame in 2003 and the College Football Hall of Fame in 2008 ... As a senior, Torretta joined fellow UM quarterback Vinny Testaverde in elite company when he was awarded the 1992 Heisman Trophy ... That season, Torretta threw for 3,060 yards and 19 touchdowns while completing 57 percent of his passes ... In addition to winning the Heisman Trophy in 1992, Torretta also won the Maxwell Award, the O'Brien Award, the Unitas Award and the Walter Camp Player of the Year Award ... Torretta played in the NFL for six different clubs, retiring in 1997.

2008 INDUCTEE

OTTIS ANDERSON, RB, 1975-78

Ottis Anderson became the first player in Miami history to rush for more than 1,000 yards in a season (1978) ... Anderson is the Hurricanes' all-time career rushing leader (3,331) and in 1978, he posted the third-highest single-season rushing total in school history with 1,266 yards on the ground ... He was a first-round pick of the St. Louis Cardinals in the 1979 NFL Draft and was selected to the Pro Bowl his first two pro seasons (1979 and 1980) ... He spent his 14-year NFL career with the Cardinals and the New York Giants, recording 10,273 career rushing yards and 86 total touchdowns ... He joined the UM Sports Hall of Fame in 1990.

1999 INDUCTEE

DON BOSSELER, FB, 1953-56

Don Bosseler played fullback at UM from 1953-56 and was inducted into the UM Sports Hall of Fame in 1970 ... He finished his career with 1,642 rushing yards, which at the time ranked second all-time in school history ... Bosseler was an All-American at UM in 1956 and a first-round draft pick of the Washington Redskins in 1957 ... He played all eight seasons of his professional career with the Redskins, rushing for 3,112 yards and scoring 22 touchdowns from 1957-1964 ... He was a Pro Bowl selection in 1959 and in 1990, was inducted into the National Football Foundation Hall of Fame.

1999 INDUCTEE

BERNIE KOSAR, QB, 1982-84

Bernie Kosar was instrumental in the University of Miami becoming known as "Quarterback U" ... As a freshman, Kosar guided the Hurricanes to their first of five National Championships in 1983 ... In 1985, he was chosen in the first round of the NFL Draft by the Cleveland Browns, a team he spent nine seasons with ... He finished his 12-year professional career with 23,301 yards passing and 124 touchdowns ... In 1993, Kosar was a member of the Super Bowl XXVIII champion Dallas Cowboys ... He holds a number of single-season records at UM, including pass attempts (416), pass completions (262) and passing yards (3,642) ... In 1995, Kosar was inducted into the UM Sports Hall of Fame and in 1998, he joined the GTE/CoSIDA Academic All-America Hall of Fame.

1999 INDUCTEE

HISTORY & RECORDS

RING OF HONOR

BURGESS OWENS, DB, 1970-72

1999 INDUCTEE

Burgess Owens patrolled the Miami secondary from 1970-72, earning All-American honors in 1972 ... Owens finished his UM career with 160 tackles, eight interceptions and three fumble recoveries ... He was named the Most Valuable Player of the 1973 Senior Bowl and went on to be a first-round draft pick of the New York Jets in 1973 ... Owens, who joined the UM Sports Hall of Fame in 1982, played 10 years at the professional level and was a starting safety on the Oakland Raiders' Super Bowl XV title team ... For his career, he recorded 30 interceptions, including a career-high six in 1979.

JIM DOOLEY, HB, 1949-51

1997 INDUCTEE

Jim Dooley started on both sides of the football as a junior and senior at Miami ... An All-American in 1951 and first player to have his jersey retired at UM, Dooley ranks third in school history with 17 career interceptions ... A first round draft pick of the Chicago Bears in 1952, Dooley recorded 3,172 yards receiving in eight seasons with the Bears ... After his playing career ended in 1961, Dooley went in to coaching and served as head coach of the Bears from 1968-71 ... He finished his UM career with 1,029 yards rushing and 250 yards receiving and still holds a UM bowl record with a four-interception performance against Clemson in the 1952 Orange Bowl ... He joined the UM Sports Hall of Fame in 1972.

GEORGE MIRA, QB, 1961-63

1997 INDUCTEE

George Mira Sr. was a two-time All-American at Miami in 1962 and 1963 ... He led the Canes to a pair of bowl games and set nearly every passing record at Miami at the time ... One of only four players to have their jersey retired at UM, Mira threw for 348 yards during a snow storm against Nebraska in Yankee Stadium's 1962 Gotham Bowl ... He also finished fifth in the 1962 Heisman Trophy balloting and was selected in the second round of the 1964 NFL Draft by the San Francisco 49ers ... Mira, who was inducted into the UM Sports Hall of Fame in 1973, played seven years in the NFL with the 49ers, Eagles and Dolphins.

TED HENDRICKS, DE, 1966-68

1997 INDUCTEE

Ted Hendricks was one of the most feared pass rushers in college football during his time ... UM's only three-time All-American (1966, '67 & '68), Hendricks finished his Hurricane career as the leading all-time tackler and was voted fifth in the 1968 Heisman Trophy balloting ... In his three seasons at UM, Hendricks recorded 318 tackles and had two interceptions and 12 fumble recoveries ... Hendricks was Miami's second inductee into the Pro Football Hall of Fame, joining fellow Ring of Honor member Jim Otto (1980) in 1990 ... He was selected in the second round of the 1969 NFL Draft by the Baltimore Colts ... Hendricks, who was inducted into the UM Sports Hall of Fame in 1980, is one of four UM players all-time to have their jersey retired.

VINNY TESTAVERDE, QB, 1982-86

1997 INDUCTEE

Vinny Testaverde rewrote nearly every Miami passing and total offense record en route to winning the University of Miami's first Heisman Trophy in 1986 ... He played in only one losing regular-season game and was a consensus All-American selection in 1986 ... He completed 413 of 674 career passing attempts for 6,058 yards and 48 touchdowns in two years as the Miami starting quarterback ... He led the Hurricanes to back-to-back New Year's Day Bowl games at the Sugar and Fiesta Bowls in 1985 and 1986 respectively ... Testaverde, who was inducted into the UM Sports Hall of Fame in 1998, is one of four Hurricanes to have their jersey retired, along with George Mira, Jim Dooley and Ted Hendricks ... Taken as the No. 1 overall pick by the Tampa Bay Buccaneers in the 1987 NFL Draft, Testaverde posted a stellar 21-year pro career with seven different NFL teams ... For his pro career, Testaverde played in 233 games and passed for 46,233 yards and 275 touchdowns.

RETIRED JERSEYS

1997 INDUCTEES

The first four inductees into the University of Miami Football Ring of Honor — quarterback George Mira (1961-63), halfback Jim Dooley (1949-51), defensive end Ted Hendricks (1966-68) and quarterback Vinny Testaverde (1982-86) — were recognized on November 1, 1997, during halftime of the Miami vs. Arkansas State game. In addition to their names adorning the facade of the Orange Bowl, these four former Hurricanes had their jerseys retired at the ceremony. They are the only football jersey numbers retired by the University of Miami.

#10 GEORGE MIRA, QB, 1961-63

YEAR	GP/GS	A-C-I	PASSING			RUSHING					
			PCT	YDS	TD	LG	ATT	YDS	AVG	TD	LG
1961	9/8	151-74-6	49.0	906	8	44	66	173	2.7	3	21
1962	10/10	260-122-16	46.9	1,572	10	39	73	166	2.3	3	36
1963	10/10	334-172-14	51.5	2,155	10	47	59	163	2.8	2	37
Totals	29/28	745-368-36	49.4	4,633	28	47	198	502	2.5	8	37

Career passing efficiency: 104.37

#42 JIM DOOLEY, HB, 1949-51

YEAR	ATT	YDS	AVG	TD	LG	RUSHING			RECEIVING/DEFENSE		
						NO	YDS	AVG	TD	LG	INT
1949	13	68	5.2	1	—	3	53	17.7	1	—	2-68
1950	98	530	5.4	2	36	10	127	12.7	0	—	5-5
1951	89	431	4.9	2	43	5	70	14.2	1	18	10-76
Totals	200	1,029	5.1	5	43	18	250	13.9	2	—	17-149

#89 TED HENDRICKS, DE, 1966-68

YEAR	GP/GS	TT	UT	AT	FR	INT
1966	10/10	100	66	34	3	0-0
1967	10/10	127	83	44	4	1-15
1968	10/10	91	69	22	5	1-1
Totals	30/30	318	218	100	12	2-16

#14 VINNY TESTAVERDE, QB, 1982-86

YEAR	GP/GS	A-C-I	PCT	YDS	TD	LG
1982	2/0	12-5-0	41.7	79	1	25
1983 — redshirt season						
1984	6/0	34-17-1	50.0	184	0	19
1985	11/11	352-216-15	61.4	3,238	21	88
1986	10/10	276-175-9	63.4	2,557	26	56
Totals	29/21	674-413-25	61.3	6,058	48	88

Career passing efficiency: 152.80

JACK HARDING MVP AWARD

JACK HARDING MVP AWARD

- Each season the players and coaches of the University of Miami football team select a most valuable player, to be awarded the Jack Harding MVP Award at the annual football banquet.
- Presented since 1964, this honor is the highest performance-based award a Hurricanes player can attain from his teammates. The award is named for former UM head coach and athletic director Jack Harding, who coached the Hurricanes' football team from 1937-42 and 1945-47. Harding relinquished his coaching duties after the 1947 season and took over as athletic director, a post he held until his death in 1963.
- As football coach, Harding oversaw the program's rise into a major program. His 1938 team was his best, traveling to Gainesville and handing Florida an upset loss in the first meeting between the schools. His teams posted major intersectional wins over Michigan State, Auburn, North Carolina State, Clemson and Florida that put Miami football "on the map."
- A graduate of the University of Pittsburgh, Harding was an accomplished athlete in his own right, lettering in football for legendary coaches Glenn "Pop" Warner and Jock Sutherland, in addition to earning varsity letters in baseball and basketball.

AWARD RECIPIENTS

1963	George Mira, quarterback
1964	Robert J. Brown, tackle
1965	Ed Weisacosky, defensive end
1966	Tom Beier, defensive back
1967	Jimmy Cox, split end
1968	Ted Hendricks, defensive end
1969	Dick Sorensen, linebacker
1970	Tom Turchetta, guard
1971	Mike Riley, linebacker
1972	Chuck Foreman, running back/flanker
1973	Tony Cristiani, middle guard
1974	Rich Griffiths, linebacker
1975	Steadman Scavella, defensive end
1976	Eddie Edwards, defensive tackle
1977	Don Smith, defensive tackle
1978	Ottis Anderson, fullback
1979	Gene Coleman, defensive back
1980	Mike Goedeker, defensive end
1981	Jim Kelly, quarterback
1982	Jay Brophy, linebacker
1983	Glenn Dennison, tight end
1984	Bernie Kosar, quarterback
1985	Vinny Testaverde, quarterback
1986	Vinny Testaverde, quarterback
1987	Steve Walsh, quarterback
1988	Steve Walsh, quarterback
1989	Cortez Kennedy, defensive tackle
1990	Russell Maryland, defensive tackle
1991	Carlos Huerta, placekicker
1992	Micheal Barrow, linebacker; Gino Torretta, quarterback
1993	Kevin Patrick, defensive end
1994	Warren Sapp, defensive tackle
1995	Ray Lewis, middle linebacker
1996	Tremain Mack, safety
1997	Edgerrin James, running back
1998	Scott Covington, quarterback
1999	Daniel "Bubba" Franks, tight end
2000	Dan Morgan, linebacker; Santana Moss, receiver/return specialist
2001	Ken Dorsey, quarterback; Edward Reed, safety
2002	Ken Dorsey, quarterback
2003	Sean Taylor, safety
2004	Brock Berlin, quarterback
2005	Eric Winston, offensive tackle
2006	Calais Campbell, defensive end
2007	Darnell Jenkins, wide receiver
2008	Matt Boshier, punter/placekicker
2009	Jason Fox (Offense); Darryl Sharpton (Defense)
2010	Leonard Hankerson (Offense); Sean Spence (Defense)
2011	Senior Class

NATIONAL AWARD WINNERS

VINNY TESTAVERDE

- 1986 HEISMAN TROPHY WINNER
- 1986 MAXWELL AWARD WINNER
- 1986 DAVEY O'BRIEN AWARD WINNER

- Became the first Hurricane to capture the Heisman Trophy in 1986.
- Earned second-highest margin of victory in the Heisman Trophy history.
- Threw for 2,557 yards and 26 touchdowns with only nine interceptions while leading Miami to an undefeated regular season and the nation's No. 1 ranking entering the Fiesta Bowl.
- Was named winner of the Maxwell Award Winner (College Player of the Year), the Davey O'Brien Award (nation's best quarterback) and was named a consensus first-team All-American.
- Competed with what could arguably be called the deepest quarterbacking crew ever assembled on a college team. At one point in the fall of 1982, the Miami roster at quarterback included Testaverde, future NFL Hall of Famer Jim Kelly, and future NFL star Bernie Kosar, along with prep All-American Kyle Vanderwende and future Georgia head coach Mark Richt.
- Led the Hurricanes to a No. 2 national ranking and a Sugar Bowl berth in his first season as the starter, passing for 3,238 yards and completing 61.4 percent of his passes as the Hurricanes posted a 10-2 record.
- Led Miami to a 28-16 win over defending national champion Oklahoma by completing 21-of-28 passes for 261 yards and four touchdowns.
- Set new UM standards for passing greatness as he set school single-season records for completion percentage (63.4%) and passing efficiency (165.80 — the nation's best).

TESTAVERDE'S 1986 GAME-BY-GAME STATS

OPPONENT	ATT	COMP	YARDS	INT	TD	PCT	LG
at South Carolina	30	17	231	0	1	56.7	28
at (13) Florida	25	12	163	3	1	48.0	50
Texas Tech	27	16	330	2	4	59.3	49
(1) Oklahoma	28	21	261	0	4	75.0	33
Northern Illinois	16	12	208	0	2	75.0	56
at West Virginia	20	14	188	0	3	70.0	35
at Cincinnati	35	24	262	0	2	68.6	29
(20) Florida State	35	21	315	2	3	60.0	39
at Pittsburgh	26	17	291	1	4	65.4	31
Tulsa	34	21	308	1	2	61.8	53
East Carolina	Did not play — injured						
TOTALS	276	175	2,557	9	26	63.4	56

*Passing Efficiency Rating: 165.80 (led the nation)

TESTAVERDE'S CAREER STATS

YEAR	G/GS	COMP	ATT	PCT	YARDS	TD	INT	LP
1982	2/0	5	12	41.7	79	1	0	25
1983	Redshirt season							
1984	6/0	17	34	50.0	184	0	1	19
1985	11/11	216	352	61.4	3,238	21	15	88
1986	10/10	175	276	63.4*	2,557	26	9	56
TOTALS	29/21	413	674	61.3	6,058	48*	25	88

Career Passing Efficiency: 152.80*

1986 HEISMAN VOTING

	POINTS	1ST	2ND	3RD
1. Vinny Testaverde, Miami	2,213	678	76	27
2. Paul Palmer, Temple	672	28	207	174
3. Jim Harbaugh, Michigan	458	25	136	111
4. Brian Bosworth, Oklahoma	395	9	136	96
5. Gordon Lockbaum, Holy Cross	242	32	39	68

BENNIE BLADES

1987 JIM THORPE AWARD WINNER

- Awarded the Jim Thorpe Award for the best defensive back in college football, which was created in 1986. It was conceived by former Oklahoma City talk show host Ed Sossen and W. Lynne Draper, the Jim Thorpe Association executive director.
- Led the '87 Hurricanes to the national championship and a 12-0 record
- Made 124 tackles and intercepted five passes
- Named a consensus First-Team All-America and ended his career as UM's all-time leader for interceptions (19) and interception return yards (305). He also set UM records for consecutive games with an interception (5); total tackles by a safety (286) and unassisted tackles by a safety (155).
- Led the nation in interceptions in 1986 (.91 per game) and became a first-round draftee of the Detroit Lions (the 3rd pick overall) in the 1988 NFL Draft.
- Shared the Thorpe Award with Oklahoma's Rickey Dixon. Both finished with 144 points in balloting by a 15-member committee. Florida State's Deion Sanders was third in the voting with 125 points.

BLADES' 1987 GAME-BY-GAME STATS

OPPONENT	UT	AT	TT	INT	TD	FR	FF
Florida	3	5	8	1-14	0	0	0
at Arkansas	3	6	9	0-0	0	0	0
at Florida State	7	10	17	0-0	0	1	0
Maryland	2	6	8	1-0	1*	0	0
at Cincinnati	2	6	8	1-0	0	0	0
at East Carolina	7	10	17	0-0	0	0	0
Miami (Ohio)	1	3	4	0-0	0	0	0
Virginia Tech	8	10	18	0-0	0	0	0
Toledo	8	4	12	1-22	0	0	0
Notre Dame	3	4	7	1-21	0	0	0
South Carolina	9	7	16	0-0	0	0	0
TOTALS	53	71	124	5-57	1	1	0

*Touchdown was a return of a blocked punt.

CRAIG ERICKSON

1990 UNITAS GOLDEN ARM AWARD WINNER

- Starting signal caller in 1989 and 1990, Erickson led the Hurricanes to the 1989 National Championship and a 21-3 record over the 1989-90 seasons.
- Tallied 3,363 passing yards, which included six 300 yard passing games, twice throwing for more than 400.
- Tied a school record with four touchdown passes three times.
- In addition to winning the Unitas Award, Erickson placed eighth in balloting for the Heisman Trophy.

ERICKSON'S 1990 GAME-BY-GAME STATS

OPPONENT	ATT	COMP	YARDS	INT	TD	PCT	LG
at (16) BYU	52	28	299	1	0	53.8	27
at California	47	32	467	0	4	68.1	40
Iowa	33	17	360	2	3	51.5	73t
(2) Florida State	23	13	128	0	1	56.5	24
Kansas	29	15	229	0	1	51.7	39
at (6) Notre Dame	36	20	355	2	0	55.5	43
at Texas Tech	32	22	307	0	4	68.8	38t
Pittsburgh	35	25	355	0	2	71.4	40
Boston College	26	13	320	1	4	50.0	52t
Syracuse	41	23	259	0	1	56.1	24
at San Diego State	39	17	284	1	2	43.6	56
TOTALS	393	225	3,363	7	22	57.2	73t

Passing Efficiency Rating: 144.00

t-indicates scoring play

NATIONAL AWARD WINNERS

RUSSELL MARYLAND

1990 OUTLAND TROPHY WINNER

- As a defensive tackle in 1990, made 96 tackles (54 solos) and had 10.5 quarterback sacks, seven tackles for losses, 19 quarterback pressures, forced five fumbles and broke up two passes.
- Returned to play for Miami in 1990 and turned down what would surely have been a large pro contract as a fifth-year senior.
- First pick in the 1991 NFL Draft by the Dallas Cowboys

MARYLAND'S 1990 GAME-BY-GAME STATS

OPPONENT	UT	AT	TT	TFL	QBS	FF	FR	INT	QBH	PBU
at BYU	4	2	6	0-0	1-5	0	0-0	0-0	1	0
at California	8	4	12	3-8	1-3	1	0-0	0-0	3	0
Iowa	2	2	4	0-0	0-0	0	0-0	0-0	0	0
Florida State	2	4	6	0-0	0-0	0	1-0	0-0	2	0
Kansas	1	3	4	0-0	1-3	1	0-0	0-0	0	0
at Notre Dame	15	5	20	3-9	1-3	0	0-0	0-0	0	0
at Texas Tech	7	5	12	1-4	2-9	0	0-0	0-0	0	0
Pittsburgh	1	3	4	0-0	0-0	0	0-0	0-0	2	1
Boston College	3	5	8	0-0	1-6	0	0-0	0-0	4	1
Syracuse	7	4	11	0-0	3-27	2	0-0	0-0	1	0
at San Diego State	6	3	9	0-0	-1	1	0-0	0-0	5	0
TOTALS	56	40	96	7-21	10.5-56	5	1-0	0-0	19	2

WARREN SAPP

1994 LOMBARDI AWARD WINNER

1994 NAGURSKI TROPHY WINNER

- Finished sixth in the Heisman voting in 1994.
- Consensus All-American who became the first Miami Hurricane to win the Rotary Lombardi Award, given annually to the nation's top lineman.
- Named Defensive Player of the Year by ABC Sports, Sports Illustrated, Football Writers Association of America, The Football News, Touchdown Club of Atlanta, Touchdown Club of Columbus and The BIG EAST Football Conference
- Led a Miami defense that led the NCAA in total defense, scoring defense and pass defense.
- Earned Player of the Game honors from ABC vs. Washington, the BIG EAST Network vs. Rutgers and ESPN vs. Florida State.
- As a junior in 1994, had 84 tackles and led the Hurricanes in sacks (10.5), tackles for loss (9.0), fumbles caused, fumble recoveries and quarterback pressures (25).
- First-round draft pick of the Tampa Bay Buccaneers (12th choice overall) in the 1995 NFL Draft.
- Earned the Nagurski Trophy, the Lombardi Award, a spot as an Outland Trophy finalist, Football News Defensive Player of the Year, BIG EAST Conference Defensive Player of the Year and a sixth-place finish in Heisman Trophy voting all in 1994.

SAPP'S 1994 GAME-BY-GAME STATS

OPPONENT	UT	AT	TT	TFL	QBS	FF	FR	INT	QBH	PBU
Georgia Southern	3	2	5	1-4	1.5-9		0	0-0	0-0	0
at Arizona State	0	6	6	0-0	.5-3		0	1-0	0-0	0
Washington	0	8	8	.5-1	0-0		0	0-0	0-0	0
Virginia Tech	3	1	4	2-15	2-15		1	0-0	0-0	1
Florida State	2	6	8	2.5-12	1.5-8		0	0-0	0-0	2
at Rutgers	4	2	6	1-3	1-3		0	1-19	0-0	0
at West Virginia	1	0	1	0-0	0-0		0	0-0	0-0	1
Pittsburgh	3	8	11	2-4	2-11		0	0-0	0-0	0
at Syracuse	3	3	6	2-7	1-8		1	0-0	0-0	0
at Temple	1	0	1	0-0	0-0		0	0-0	0-0	0
Boston College	2	7	9	1.5-5	1-10		0	0-0	0-0	1
TOTALS	37	47	84	12.5-42	10.5-67		2	2-19	0-0	5

GINO TORRETTA

1992 HEISMAN TROPHY WINNER

1992 UNITAS GOLDEN ARM AWARD WINNER

1992 DAVEY O'BRIEN AWARD WINNER

1992 MAXWELL AWARD WINNER

- Second Hurricanes' quarterback to earn the Johnny Unitas Award, capping a brilliant 1992 season with the honor.
- Dominated the Heisman voting and became the most decorated football player in Miami history taking every award available to him in '92: the Maxwell Award (best overall player), Davey O'Brien Award (top quarterback), Unitas Award (top senior quarterback), consensus All-American, and every Player of the Year Award. As a senior, threw for 3,060 yards while completing almost 57 percent of his pass attempts.
- Exceeded 300 yards passing five times, including a 433-yard effort against Iowa in the season opener.
- Very efficient quarterback who threw only seven interceptions in 402 pass attempts while throwing 19 touchdown passes.
- Led the Hurricanes to a perfect 12-0 record in the regular season on the way to a No. 1 ranking and a Sugar Bowl berth.
- The Pinole, California, product rewrote the Miami record books during a spectacular senior season where he left UM with 11 records to his name, including career marks for passing yards (7,690), pass completions (555) and total offense (7,722 yards). He also set a record for consecutive passes thrown without an interception (123).
- Joined former Hurricane Vinny Testaverde (1986) as a Davey O'Brien Award winner. Both Steve Walsh (1988) and Craig Erickson (1990) were runners-up in their respective years.

TORRETTA'S 1992 GAME-BY-GAME STATS

OPPONENT	ATT	COMP	YARDS	INT	TD	PCT	LG
at (23) Iowa	51	31	433	1	2	60.8	51
Florida A&M	22	12	170	0	2	54.5	51
Arizona	46	26	289	1	1	56.5	31
(3) Florida State	48	20	252	1	2	41.7	33
at (7) Penn State	31	11	80	0	0	35.5	15
TCU	35	20	350	1	3	57.1	68
at Virginia Tech	28	17	249	0	3	60.7	33
West Virginia	40	28	363	0	3	70.0	40
Temple	23	16	221	0	2	69.6	39
at (7) Syracuse	43	23	343	3	0	53.5	48
at San Diego State	35	19	310	0	1	54.3	47
TOTALS	402	228	3,060	7	19	56.7	68

Passing Efficiency Rating: 132.80

TORRETTA'S CAREER STATS

YEAR	G/GS	COMP	ATT	PCT	YARDS	TD	INT	LP
1989	10/4	101	177	57.1	1,325	8	8	88t
1990	9/0	21	41	51.2	210	0	1	20
1991	11/11	205	371	55.3	3,095	20	8	99t
1992	11/11	228	402	56.7	3,060	19	7	68t
TOTALS	41/26	555	991	56.0	7,690	47	24	99t

Career Passing Efficiency: 132.00

*Indicates school record; t-indicates scoring play

1992 HEISMAN VOTING

	POINTS	1ST	2ND	3RD
1. Gino Torretta, Miami	1,400	310	179	112
2. Marshall Faulk, San Diego State	1,080	164	207	174
3. Garrison Hearst, Georgia	982	140	196	170
4. Marvin Jones, Florida State	392	81	51	47
5. Reggie Brooks, Notre Dame	294	42	53	62
6. Charlie Ward, Florida State	126	18	18	36
7. Micheal Barrow, Miami	64	10	10	14

NATIONAL AWARD WINNERS

DAN MORGAN

2000 BEDNARIK AWARD WINNER
2000 NAGURSKI TROPHY WINNER
2000 BUTKUS AWARD WINNER

- As a junior in 1999, produced one of the greatest seasons any defensive player has had at the University of Miami as he made 139 tackles.
- A starter since his true freshman season, came to Miami as a fullback, but during freshman two-a-days in 1997 shined at linebacker.
- Team's leading tackler in 2000 (his third time to lead UM in tackles) with 138.
- Set a school record with 42 consecutive starts and became the first player in the school's history to have 100 or more tackles in each of his four seasons.
- All-time career tackles leader at Miami with 512, breaking the BIG EAST record along the way.
- Named a consensus first-team All-American and became the first player in college football history to win the Butkus, Nagurski and Bednarik awards in the same season.
- Named Football News National Defensive Player of the Year, an honor he also won on the conference level as voted on by the league's head coaches.

MORGAN'S 2000 GAME-BY-GAME STATS

OPPONENT	UT	AT	TT	TFL	QBS	FF	FR	INT	QBH	PBU
McNeese State	3	4	7	0-0	0-0	0	0-0	0-0	0	0
at Washington	13	7	20	2-3	0-0	0	1-0	1-11	0	3
at West Virginia	9	7	16	2-5	2-5	0	0-0	0-0	4	0
at Rutgers	1	0	1	0-0	0-0	0	0-0	0-0	0	0
Florida State	14	3	17	2-6	0-0	1	0-0	1-23	1	1
at Temple	13	4	17	2-9	1-7	0	0-0	0-0	0	0
Louisiana Tech	2	2	4	0-0	0-0	0	0-0	0-0	0	1
Virginia Tech	7	4	11	0-0	0-0	0	0-0	0-0	0	0
Pittsburgh	11	9	20	2-3	0-0	0	1-0	0-0	0	0
at Syracuse	6	4	10	2-4	0-0	0	0-0	0-0	0	0
Boston College	11	4	15	3-12	1-7	0	0-0	0-0	0	0
TOTALS	90	48	138	15-42	4-19	1	2-0	2-34	5	5

MIAMI HURRICANES IN BUTKUS AWARD VOTING

1990	Maurice Crum, MLB	finalist
1992	Michael Barrow, MLB	finalist
1995	Ray Lewis, MLB	2nd
2000	Dan Morgan, MLB	1st

KEN DORSEY

2001 MAXWELL AWARD WINNER

- Received the 2001 Maxwell Award, given annually to the outstanding college football player of the year
- Third Miami Hurricane to win the Maxwell Award as he edged fellow finalists Eric Crouch of Nebraska and Rex Grossman of Florida in the closest vote in the 65-year history of the award
- Led the Hurricanes to a perfect (12-0) record and the 2001 National Championship.
- Finished his career 26-1 at Miami as a starter at quarterback
- Completed 184 of 318 passes for 2,652 yards with 23 touchdowns and nine interceptions during the 2001 regular season.

KEN DORSEY'S 2001 STATS

YEAR	G/GS	COMP	ATT	PCT	YARDS	TD	INT	LP
2001	11/11	206	353	58.3	3,014	26	10	64

Passing Efficiency Rating: 148.7

DORSEY'S 2001 GAME-BY-GAME STATS

OPPONENT	ATT	COMP	YARDS	INT	TD	PCT	LG
at Penn State	27	20	344	1	3	74.1	47
Rutgers	25	14	315	1	2	56.0	64
at Pittsburgh	32	18	208	1	1	56.3	32
Troy State	30	18	299	0	2	60.0	37
at Florida State	27	14	249	0	3	51.9	35
West Virginia	27	16	192	1	2	59.3	27
Temple	24	16	175	0	2	66.7	41
at Boston College	41	20	222	4	0	48.8	19
Syracuse	20	13	224	0	4	65.0	51
Washington	21	14	189	1	3	66.7	32
at Virginia Tech	44	21	235	0	1	47.7	31
TOTALS	318	184	2,652	9	23	58.3	64
Nebraska (Rose Bowl)	35	22	362	1	3	62.9	49

BRYANT MCKINNIE

2001 OUTLAND TROPHY WINNER

- Joined Russell Maryland (1990) as an Outland Trophy winner given annually to the nation's top lineman.
- Capped an impressive career when he beat out Nebraska offensive guard Toniou Fonoti and 2000 Outland Trophy winner John Henderson of Tennessee for the award.
- McKinnie, a 6-foot-9, 336-pound senior from Woodbury, N.J., never allowed a sack during his college career and anchored a line which averaged 5.5 yards per rushing attempt on the way to an undefeated season and the national championship.
- Hallmark performance came when he dominated Syracuse All-America defensive end Dwight Freaney in Miami's 59-0 victory, holding Freaney without a quarterback sack in 52 plays, setting the pace for an offense that rushed for a season-best 331 yards and accumulated 566 yards against the Orangemen.
- Played two seasons after transferring from Lackawanna Junior College prior to sitting out the 1999 season as a redshirt.
- Made a name for himself in Miami's 27-24 victory over Florida State at the Orange Bowl when he shut down FSU's Jamal Reynolds who managed just one assisted tackle in the game. Reynolds was a first-team All-American, the Lombardi winner and a first-round NFL draft pick.

BRETT ROMBERG

2002 RIMINGTON TROPHY WINNER

- Became the first University of Miami player to win the Rimington Trophy in 2002.
- Contributed in Miami's 34-game winning streak from 2000 to 2002 as the center.
- Had the versatility to play effectively at guard or tackle, but settled in as the center for his sophomore season in 2000.
- Helped the Hurricanes win 35 of 37 games, one National Championship, three BIG EAST Conference championships, a Sugar Bowl and a Rose Bowl during his career - all with Romberg calling the blocking signals for the offensive line.
- Never allowed a quarterback sack at center and led an offensive line that helped produce three 1,000-yard rushers (James Jackson, Clinton Portis and Willis McGahee), a quarterback (Ken Dorsey) who set every major UM career passing record and an offense that averaged more than 465 yards per game for the balance of his three years as the starting center.
- The Dave Rimington Trophy is one of college football's newest annual awards, given each year since 1999 to college football's outstanding center. It is hosted by the Boomer Esiason Foundation for research and treatment of cystic fibrosis.

KELLEN WINSLOW

2003 MACKEY AWARD WINNER

- Became the first player in Miami history to win the John Mackey Award.
- The Nassau County Sports Commission presents the prestigious John Mackey Award annually to the most outstanding tight end in Division I-A College Football.
- At 6-foot-5, 245-pounds, led the team with 60 catches and was second on the team with 605 receiving yards, averaging 10.1 yards per catch and 46.5 yards per game as a junior.
- Led or tied for the team lead in receptions in nine games in 2003 and broke the UM record for career receptions by a tight end with 119.
- In his biggest game of the season and the second biggest of his career, pulled in 10 catches for 104 yards against West Virginia, including a leaping catch over the middle on a critical fourth and 13 that led to Miami's game-winning field goal in the final seconds against the Mountaineers.
- Made seven catches for 106 yards in the Hurricanes' 22-14 win at Florida State, despite playing in a torrential downpour on a rain-soaked field.
- Stood out as a big-play performer on special teams, blocking a punt against Syracuse.
- Impressed with his blocking ability on offense and special teams in a UM win over Pittsburgh, throwing a key block to spring tailback Jason Geathers for a 78-yard gain on a screen pass that set up a Miami touchdown.
- Following his junior season, was drafted by the Cleveland Browns in the first round as the sixth overall pick in the 2004 NFL Draft.

NATIONAL AWARD WINNERS

WINSLOW'S CAREER RECEIVING STATS

YEAR	G/GS	NO	YARDS	AVG	TD	LG
2001	11/0	2	34	17.0	0	19
2002	13/13	57	726	12.7	8	58
2003	13/12	60	605	10.1	1	39
TOTALS	37/25	119	1,365	11.5	9	58

WINSLOW'S 2003 GAME-BY-GAME RECEIVING STATS

OPPONENT	NO	YARDS	TD	LG
at Louisiana Tech	4	35	1	13
Florida	5	35	0	17
East Carolina	2	27	0	16
at Boston College	4	41	0	17
West Virginia	10	104	0	19
at Florida State	7	106	0	39
Temple	4	43	0	17
at Virginia Tech	8	48	0	8
Tennessee	7	88	0	22
Syracuse	1	6	0	6
Rutgers	2	15	0	8
at Pittsburgh	1	9	0	9
vs. Florida State	5	48	0	12
TOTALS	60	605	1	39

JOAQUIN GONZALEZ

2001 ACADEMIC HEISMAN WINNER

- Named winner of the "Academic Heisman," the HealthSouth Draddy Award, in a ceremony honoring 16 national scholar-athletes at the National Football Foundation's 44th Annual Awards dinner in New York City.
- One of the nation's top offensive tackles and a major factor in an offensive line that yielded only three quarterback sacks in 2000.
- The 6-foot-6, 298-pound Dean's List member was a three-time Arthur Ashe Jr. Sports Scholar Team member, being named to the First Team in 2000.
- Was a four-time BIG EAST Academic All-Conference selection and an Iron Arrow inductee in 2000 (the highest academic honor bestowed to any UM student or staff member).
- Received a Bachelor's Degree in Business Administration in May of 2001 and received a Master's of Business Administration in December of 2001.
- Named a First Team All-America twice by The Football Writers Association in 2000 and 2001.
- Named a second-team All-America numerous times.
- Selected to the First Team All-BIG EAST Team in both 2000 and 2001 and was the BIG EAST Rookie of the Year in 1998 - the first recipient of the award to earn All-Conference Academic honors in the same season.

NFL PLAYERS

ADKINS, Spencer (LB) – Atlanta Falcons (2009-11)
 ALVERS, STEVE (TE/C) – Buffalo Bills (1981); New York Jets (1982)
 ANDERSON, Ottis (RB) – St. Louis Cardinals (1979-86); New York Giants (1986-92)
 ARMSTEAD, Jessie (LB) – New York Giants (1993-2001); Washington Redskins (2002-03)
 ATKINS, Baraka (DE) – Seattle Seahawks (2007-08)

BAILEY, Allen (DL) – Kansas City Chiefs (2011)
 BAILEY, Don (C) – Indianapolis Colts (1984-85)
 BAILEY, Robert (DB) – Los Angeles Rams (1991-94); Dallas Cowboys (1995); Washington Redskins (2005); Miami Dolphins (1996); Detroit Lions (1997-99); Baltimore Ravens (2000); Detroit Lions (2001)
 BANASZAK, Pete (RB) – Oakland Raiders (1966-78)
 BARNES, Mike (DT/DE) – Baltimore Colts (1973-81)
 BARRROW, Michael (LB) – Houston Oilers (1993-96); Carolina Panthers (1997-99); New York Giants (2000-03); Dallas Cowboys (2005)
 BASS, Robert (LB) – Chicago Bears (1995)
 BEASON, Joe (LB) – Carolina Panthers (2007-11)
 BEIER, Tom (DB) – Miami Dolphins (1967, 1969)
 BELK, Rocky (WR) – Cleveland Browns (1983)
 BELL, Coleman (TE) – Washington Redskins (1995)
 BELLINGER, Rodney (DB) – Buffalo Bills (1984-86)
 BENNETT, Donnell (RB) – Kansas City Chiefs (1994-2000); Washington Redskins (2001)
 BENNETT, Phil (LB) – Boston Patriots (1960)
 BENNETT, Woody (RB) – New York Jets (1979-80); Miami Dolphins (1980-88)
 BENTLEY, Albert (RB) – Indianapolis Colts (1985-91); Pittsburgh Steelers (1992)
 BERLIN, Brock (QB) – St. Louis Rams (2007-08)
 BIBLA, Martin (G) – Atlanta Falcons (2002-04)
 BLADES, Al (DB) – San Francisco 49ers (2001-02)
 BLADES, Bennie (DB) – Detroit Lions (1988-96); Seattle Seahawks (1997)
 BLADES, Brian (WR) – Seattle Seahawks (1988-98)
 BLAISE, Kerlin (G) – Detroit Lions (1999-2003)
 BOOKMAN, Johnny (DB) – New York Giants (1957); Dallas Texans (1960); New York Titans (1961)
 BOSHER, Matt (K) – Atlanta Falcons (2011)
 BOSSELER, Don (FB) – Washington Redskins (1957-64)
 BRATTON, Melvin (RB) – Denver Broncos (1989-90)
 BROPHY, Jay (LB) – Miami Dolphins (1984-86); New York Jets (1987)
 BROUGHTON, Willie (DT/NT) – Indianapolis Colts (1985-86); Dallas Cowboys (1989-90); Los Angeles Raiders (1992-93); New Orleans Saints (1995-96)
 BROWN, Andre (WR) – Miami Dolphins (1989-90)
 BROWN, Delvin (DB) – Jacksonville Jaguars (2001)
 BROWN, Eddie (WR) – Cincinnati Bengals (1985-91)
 BROWN, Fred (LB/TE) – Los Angeles Rams (1965); Philadelphia Eagles (1967-69)
 BROWN, Jerome (DT) – Philadelphia Eagles (1987-91)
 BROWN, Kareem (DT) – New York Jets (2007)
 BROWN, Larry (T) – Kansas City Chiefs (1978-79)
 BUCHANON, Phillip (DB) – Oakland Raiders (2002-04); Houston Texans (2005-06); Tampa Bay Buccaneers (2006-08); Detroit Lions (2009); Washington Redskins (2010-11)
 BURGESS, James (LB) – San Diego Chargers (1997-98)
 BURKE, Mike (P) – Los Angeles Rams (1974)
 BURT, Jim (NT/DT) – New York Giants (1981-88); San Francisco 49ers (1989-91)
 BUTLER, Rashad (T) – Houston Texans (2007, 2009-11)

CAESAR, Mark (DL) – Miami Dolphins (1994)
 CAMPBELL, Calais (DE) – Arizona Cardinals (2008-11)
 CARAPPELLA, Al (DT/MG/T/LB) – San Francisco 49ers (1951-55)
 CAREY, Vernon (T/G) – Miami Dolphins (2004-11)
 CARROLL, Wesley (WR) – New Orleans Saints (1991-92); Cincinnati Bengals (1993)
 CARTER, Ruben (NT/DT) – Denver Broncos (1975-86)
 CESARE, Billy (DB/KR) – Tampa Bay Buccaneers (1978-79); Miami Dolphins (1980); Tampa Bay Buccaneers (1981); Detroit Lions (1982)
 CHICKILLO, Nick (LB/G) – Chicago Cardinals (1953)
 CHICKILLO, Tony (NT/DE/G) – San Diego Chargers (1984-85); New York Jets (1987)
 CLARK, Bernard (LB) – Cincinnati Bengals (1990-91); Seattle Seahawks (1991)
 CLARK, Howard (LB) – Philadelphia Eagles (2003)
 CLINE, Tony (DE) – Oakland Raiders (1970-75); San Francisco 49ers (1976-77)
 COCHRANE, Kelly (QB) – Houston Oilers (1972)
 CONNERS, Dan (LB) – Oakland Raiders (1964-74)
 COOK, Charles (DE) – New York Giants (1983)
 COOPER, Mark (G/T) – Denver Broncos (1983-87); Tampa Bay Buccaneers (1987-89)
 COPELAND, Horace (WR) – Tampa Bay Buccaneers (1993-95, 1997); Miami Dolphins (1998)
 COREY, Walt (LB) – Dallas Texans (1960, 1962); Kansas City Chiefs (1963-66)
 CORTES, Julio (LB) – Seattle Seahawks (1987)
 COVINGTON, Scott (QB) – Cincinnati Bengals (1999); St. Louis Rams (2002)

COX, Jim (TE) – Miami Dolphins (1968)
 CROSLAND, Andy (PK) – Carolina (2001-02)
 CURRY, Shane (DE) – Indianapolis Colts (1991)

DAANEN, Jerry (WR) – St. Louis Cardinals (1968-70)
 DAVENPORT, Najeh (RB) – Green Bay Packers (2002-05); Pittsburgh Steelers (2006-08); Indianapolis Colts (2008)
 DAVIS, Tanard (DB) – Indianapolis Colts (2006); Philadelphia Eagles (2007); Tennessee Titans (2008)
 DAWKINS, Dale (WR) – New York Jets (1990-93)
 DEL BELLO, Jack (QB) – Baltimore Colts (1953)
 DEMARCO, Mario (G/LB) – Detroit Lions (1949)
 DENNISON, Glenn (TE) – New York Jets (1984); Washington Redskins (1987)
 DIAMOND, Charley (T) – Dallas Texans (1960-62); Kansas City Chiefs (1963)
 DIXON, Antonio (DT) – Philadelphia Eagles (2009-11)
 DOOLEY, Jim (B/E/FL/TE) – Chicago Bears (1952-61)
 DORSEY, Ken (QB) – San Francisco 49ers (2004-05); Cleveland Browns (2006-08)
 DUNN, Gary (NT/DT/DE) – Pittsburgh Steelers (1976-87)

EDWARDS, Eddie (DE/DT) – Cincinnati Bengals (1977-88)
 EPPS, Dedrick (TE) – Miami Dolphins (2010)
 ERICKSON, Craig (QB) – Tampa Bay Buccaneers (1992-94); Indianapolis Colts (1995); Miami Dolphins (1996-97)
 ETHEREDGE, Carlos (TE) – Indianapolis Colts (1994)
 EVANS, Leon (DE) – Detroit Lions (1985-86)
 EVERETT, Kevin (TE) – Buffalo Bills (2006-07)

FAGAN, Kevin (DE) – San Francisco 49ers (1987-93)
 FEAGLES, Jeff (P) – New England Patriots (1988-89); Philadelphia Eagles (1990-93); Arizona Cardinals (1994-97); Seattle Seahawks (1998-2002); New York Giants (2003-09)
 FITZGERALD, Markese (DB) – Tampa Bay Buccaneers (2002)
 FOREMAN, Chuck (RB) – Minnesota Vikings (1973-79); New England Patriots (1980)
 FOX, Jason (T) – Detroit Lions (2010-11)
 FOX, Terry (FB/LB) – Philadelphia Eagles (1941, 1945); Miami Seahawks (1946)
 FRANKLIN, Orlando (OL) – Denver Broncos (2011)
 FRANKS, Bubba (TE) – Green Bay Packers (2000-07); New York Jets (2008)
 FRAZIER, Frank (G) – Washington Redskins (1987)
 FROHBOSE, Bill (DB) – Detroit Lions (1974)
 FULCHER, Mondriel (TE) – Oakland Raiders (2000-02)
 FULLINGTON, Darrell (DB) – Minnesota Vikings (1988-90); New England Patriots (1991); Tampa Bay Buccaneers (1991-92)

GAITER, Tony (WR) – New England Patriots (1997-98); San Diego Chargers (1998-99)
 GARY, Cleveland (RB) – Los Angeles Rams (1989-93); Miami Dolphins (1994)
 GEATHERS, Jason (WR) – New York Giants (2004)
 GERMAN, Jammi (WR) – Atlanta Falcons (1998-2001)
 GONZALEZ, Joaquin (T) – Cleveland Browns (2002-04); Indianapolis Colts (2005)
 GOODEN, Tavares (LB) – Baltimore Ravens (2008-10); San Francisco 49ers (2011)
 GOODMAN, Harvey (G) – Denver Broncos (1976)
 GORDON, Richard (TE) – Oakland Raiders (2011)
 GORE, Frank (RB) – San Francisco 49ers (2005-11)
 GRAHAM, Jimmy (TE) – New Orleans Saints (2010-11)
 GREAVES, Gary (T) – Houston Oilers (1960)
 GREEN, Jamaal (DE) – Philadelphia Eagles (2003-04); Chicago Bears (2005); Washington Redskins (2007)
 GREEN, Yatil (WR) – Miami Dolphins (1997-2000); Oakland Raiders (2001)
 GRIFFIN, Keith (RB) – Washington Redskins (1984-88)

HAGGERTY, Mike (T) – Pittsburgh Steelers (1967-70); New England Patriots (1971); Detroit Lions (1973)
 HAM, Derrick (DE) – Washington Redskins (1999-2000); Cleveland Browns (2001)
 HANKERSON, Leonard (WR) – Washington Redskins (2011)
 HARDEN, Bobby (DB) – Miami Dolphins (1990-92)
 HARRAH, Dennis (G/C) – Los Angeles Rams (1975-87)
 HARRIS, Brandon (DB) – Houston Texans (2011)
 HARRIS, Derrick (RB) – St. Louis Rams (1996-99); San Diego Chargers (2000); New Orleans Saints (2001-03)
 HARRIS, Orien (DT) – Cleveland Browns (2006); New Orleans Saints (2007); Cincinnati Bengals (2008)
 HAWKINS, Bill (DE/DT) – Los Angeles Rams (1989-94)
 HEFFERNAN, Dave (G) – Tampa Bay Buccaneers (1988)
 HENDRICKS, Dwayne (DT) – New York Giants (2011)
 HENDRICKS, Ted (LB) – Baltimore Colts (1969-73); Green Bay Packers (1974); Oakland Raiders (1975-81); Los Angeles Raiders (1982-83)
 HENRY, Charles (TE) – Miami Dolphins (1991)
 HESTER, Devin (WR/PR) – Chicago Bears (2006-11)

NFL PLAYERS

HIGHSMITH, Alonzo (RB) – Houston Oilers (1987-89); Dallas Cowboys (1990-91)
 HILL, Quadtrine (RB) – New England Patriots (2006-07)
 HILL, Randal (WR) – Miami Dolphins (1991); Arizona Cardinals (1991-94); Miami Dolphins (1995-96);
 New Orleans Saints (1997-98)
 HOLMES, Kenny (DE) – Tennessee Titans (1997-2000); New York Giants (2001-03)
 HUDOCK, Mike (C) – New York Titans (1960-62); New York Jets (1963-65); Miami Dolphins (1966);
 Kansas City Chiefs (1967)
 HUERTA, Carlos (K) – Chicago Bears (1996)

IRVIN, Michael (WR) – Dallas Cowboys (1988-2000)

JACKSON, James (RB) – Cleveland Browns (2001-03); Green Bay Packers (2004); Arizona Cardinals (2005)
 JAMES, Edgerrin (RB) – Indianapolis Colts (1999-2005); Arizona Cardinals (2006-08); Seattle Seahawks
 (2009)
 JELLEY, Tom (DE) – Pittsburgh Steelers (1951)
 JENKINS, Darnell (WR) – Houston Texans (2008)
 JENNINGS, Kelly (DB) – Seattle Seahawks (2006-10); Cincinnati Bengals (2011)
 JOHNSON, Alex (WR) – Houston Oilers (1991)
 JOHNSON, Andre (WR) – Houston Texans (2003-11)
 JOHNSON, Bruce (DB) – New York Giants (2009-11)
 JOHNSON, Jack (DB) – Chicago Bears (1957-59); Buffalo Bills (1960-61); Dallas Texans (1961)
 JOHNSON, Ken (RB) – New York Giants (1979)
 JONES, Carlos (CB) – Seattle Seahawks (1998); New Orleans Saints (1999); Minnesota Vikings (2000)
 JONES, Chris T. (WR) – Philadelphia Eagles (1995-98); Oakland Raiders (1998-99)
 JONES, Daryl (WR) – New York Giants (2002-03)
 JONES, Ernie (DB) – Seattle Seahawks (1976); New York Giants (1977-79)
 JONES, Jimmie (DT/DE) – Dallas Cowboys (1990-93); L.A./St. Louis Rams (1994-97); Philadelphia Eagles
 (1997-98)
 JONES, K.C. (C) – Denver Broncos (1997-2001)
 JONES, Larry (FB) – Washington Redskins (2010)
 JOSEPH, Carlos (OL) – San Diego Chargers (2004)
 JOSEPH, Joe (DT) – Washington Redskins (2010)
 JOSEPH, William (DT) – New York Giants (2003-07); Oakland Raiders (2008-09)

KALINA, Dave (WR) – Pittsburgh Steelers (1970)
 KEARNS, Tom (T) – New York Giants (1945); Chicago Cardinals (1946)
 KELLY, Jim (QB) – Buffalo Bills (1986-96)
 KENNEDY, Cortez (DT) – Seattle Seahawks (1990-2001)
 KICHEFSKI, Walt (E) – Pittsburgh Steelers (1940-42); Card-Pitt (1944)
 KING, Andre (WR) – Cleveland Browns (2001-04)
 KOHLBRAND, Joe (DE) – New Orleans Saints (1985-89)
 KOSAR, Bernie (QB) – Cleveland Browns (1985-93); Dallas Cowboys (1993); Miami Dolphins (1994-96)
 KRIEN, Darren (LB) – San Diego Chargers (1994-95)

LANG, Kenard (DE/DT/LB) – Washington Redskins (1997-2001); Cleveland Browns (2002-05); Denver
 Broncos (2006)
 LARKIN, Eric (DE) – Houston Oilers (1987)
 LATIMER, Don (NT) – Denver Broncos (1978-83)
 LEWIS, Damione (DT) – St. Louis Rams (2001-05); Carolina Panthers (2006-09); Houston Texans (2010)
 LEWIS, Ray (LB) – Baltimore Ravens (1996-2011)
 LIPPETT, Ronnie (DB) – New England Patriots (1983-91)
 LITTLE, Earl (DB) – New Orleans Saints (1997-99); Cleveland Browns (2000-04)
 LOSCH, Jack (HB) – Green Bay Packers (1956)
 LUCHEY, Nick (FB) – Cincinnati Bengals (1999-2002); Green Bay Packers (2003-04); Cincinnati Bengals
 (2005); Baltimore Ravens (2006)
NOTE: Luchey played under the name Nick Williams at UM

MACK, Tremain (DB) – Cincinnati Bengals (1997-2001)
 MARION, Fred (DB) – New England Patriots (1982-91)
 MARK, Greg (DE/LB) – Philadelphia Eagles (1990); Miami Dolphins (1990)
 MARSHALL, Alfonso (DB) – Chicago Bears (2004-05)
 MARYLAND, Russell (DT) – Dallas Cowboys (1991-95); Oakland Raiders (1996-99); Green Bay Packers
 (2000-01)
 MASTERTON, Bob (E) – Washington Redskins (1938-43); Brooklyn Dodgers (1944); Boston Yanks (1945);
 Brooklyn AAF (1946)
 MATLOCK, John (CB) – New York Jets (1967); Cincinnati Bengals (1968)
 MAXEY, Marcus (DB) – Kansas City Chiefs (2006)
 McCARTHY, Colin (LB) – Tennessee Titans (2011)
 McCLOVER, Darrell (LB) – New York Jets (2004-05); Chicago Bears (2006-07)
 McDOUGAL, Bob (FB) – Green Bay Packers (1947)
 McDOUGAL, Jerome (DE) – Philadelphia Eagles (2003-07); New York Giants (2008)
 McDOWELL, Bubba (DB) – Houston Oilers (1989-94); Carolina Panthers (1995-96)

McGAHEE, Willis (RB) – Buffalo Bills (2004-06); Baltimore Ravens (2007-10); Denver Broncos (2011)
 McINTOSH, Rocky (LB) – Washington Redskins (2006-11)
 McKINNIE, Bryant (T) – Minnesota Vikings (2002-10); Baltimore Ravens (2011)
 McNEIL, Ryan (DB) – Detroit Lions (1993-97); St. Louis Rams (1997-98); Cleveland Browns (1999); Dallas
 Cowboys (2000); San Diego Chargers (2001-03)
 McVEIGH, John (LB) – Seattle Seahawks (1986)
 MERCER, Ivan (TE) – Washington Redskins (2001-02)
 MERCIER, Richard (OG) – Green Bay Packers (2000-01); Cleveland Browns (2002)
 MERIWEATHER, Brandon (DB) – New England Patriots (2007-11)
 MILLER, Bill (SE/WR) – Dallas Texans (1962); Buffalo Bills (1963); Oakland Raiders (1964, 1966-68)
 MILLER, Dan (K) – New England Patriots (1982); Washington Redskins (1982); Baltimore Ravens (1982)
 MIRA, George (QB) – San Francisco 49ers (1964-68); Philadelphia Eagles (1969); Miami Dolphins (1971)
 MORGAN, Dan (LB) – Carolina Panthers (2001-07); New Orleans Saints (2008)
 MORRIS, Victor (LB) – Miami Dolphins (1987)
 MOSS, Santana (WR) – New York Jets (2001-04); Washington Redskins (2005-11)
 MOSS, Sinorice (WR) – New York Giants (2006-09)
 MOSS, Winston (LB) – Tampa Bay Buccaneers (1987-91); L.A. Raiders (1991-94); Seattle Seahawks
 (1995-97)
 MYERS, Chris (G) – Denver Broncos (2005-07); Houston Texans (2008-11)
 MYERS, Leonard (DB) – New England Patriots (2001-03)

NEAL, Speedy (FB) – Buffalo Bills (1984)
 NELSON, Bob (NG) – Green Bay Packers (1989-90)
 NICOLAS, Scott (LB) – Cleveland Browns (1982-86); Miami Dolphins (1987)
 NOPPENBERG, John (HB/FB) – Pittsburgh Steelers (1940-41); Detroit Lions (1941)

OLSEN, Greg (TE) – Chicago Bears (2007-11)
 O'MAHOONEY, Jim (LB) – New York Jets (1965-66)
 ORTEGA, Buck (TE) – New Orleans Saints (2008-09)
 OTTO, Jim (C) – Oakland Raiders (1960-74)
 OWENS, Burgess (DB) – New York Jets (1973-79); Oakland/L.A. Raiders (1980-82)

PALEWICZ, Al (LB) – Kansas City Chiefs (1973-75); New York Jets (1977)
 PARRISH, Roscoe (WR) – Buffalo Bills (2005-11)
 PAYTON, Jarrett (RB) – Tennessee Titans (2005)
 PEGUESE, Willis (DE) – Houston Oilers (1990-93); Indianapolis Colts (1993-94)
 PERRIMAN, Brett (WR) – New Orleans Saints (1988-90); Detroit Lions (1991-96); Kansas City Chiefs
 (1997); Miami Dolphins (1997-98)
 PHILLIPS, Kenny (DB) – New York Giants (2008-11)
 PHILLIPS, Randy (DB) – Detroit Lions (2010)
 POPOVICH, Jeff (DB) – Tampa Bay Buccaneers (2000); Atlanta Falcons (2001)
 PORTIS, Clinton (RB) – Denver Broncos (2002-03); Washington Redskins (2004-10)

RAKOCZY, Gregg (C/G/T) – Cleveland Browns (1987-90); New England Patriots (1991-92)
 REED, Ed (DB) – Baltimore Ravens (2002-11)
 RICHARDSON, C.J. (DB) – Seattle Seahawks (1996-98)
 RILEY, Pat (DE) – Chicago Bears (1995)
 ROBERTS, Alfredo (TE/WR) – Kansas City Chiefs (1988-90); Dallas Cowboys (1991-92)
 ROBINSON, Fred (LB/DE) – San Diego Chargers (1982-86); Miami Dolphins (1986)
 ROLLE, Antrel (DB) – Arizona Cardinals (2005-09); New York Giants (2010-11)
 ROMBERG, Brett (C) – Jacksonville Jaguars (2003-05); St. Louis Rams (2006-08); Atlanta Falcons (2009)
 RUMPH, Mike (DB) – San Francisco 49ers (2002-05); Washington Redskins (2006); St. Louis Rams (2007)
 RUSSELL, Twan (LB) – Washington (1997-99); Miami Dolphins (2000-02)
 RYDER, Nick (FB) – Detroit Lions (1963-64)

SAPP, Warren (DT) – Tampa Bay Buccaneers (1995-2003); Oakland Raiders (2004-06)
 SEARCY, Leon (OL) – Pittsburgh Steelers (1992-95); Jacksonville Jaguars (1996-2000); Baltimore Ravens
 (2001); Miami Dolphins (2002)
 SEIGLER, Dexter (DB) – Miami Dolphins (1994-95); Seattle Seahawks (1996-98); Arizona Cardinals (1998)
 SHANNON, Randy (LB) – Dallas Cowboys (1989-90)
 SHARPTON, Glenn (CB) – Atlanta Falcons (2008)
 SHIELDS, Sam (DB) – Green Bay Packers (2010-11)
 SHOCKEY, Jeremy (TE) – New York Giants (2002-07); New Orleans Saints (2008-10);
 Carolina Panthers (2011)
 SILEO, Dan (DT) – Tampa Bay Buccaneers (1987)
 SIMON, Jim (G/T) – Detroit Lions (1963-65); Atlanta Falcons (1966-68)
 SISK, Johnny (DB) – Chicago Bears (1964)
 SMITH, Darrin (LB) – Dallas Cowboys (1993-96); Philadelphia Eagles (1997-98);
 Seattle Seahawks (1998-99); New Orleans Saints (2000-05)
 SMITH, Don (NT/DE/DT) – Atlanta Falcons (1979-84); Buffalo Bills (1985-86); New York Jets (1987)
 SMITH, Michael (LB) – Cleveland Browns (2002)
 SMITH, Roland (DB) – Atlanta Falcons (1990-92)

NFL PLAYERS

SMITH, Russ (RB) – San Diego Chargers (1969-70)
SMITH, Tom (RB) – Miami Dolphins (1973)
SMITH, Willie (TE) – Miami Dolphins (1987)
SPENCER, Darryl (WR) – Atlanta Falcons (1993-96)
STARKS, Duane (DB) – Baltimore Ravens (1998-2001); Arizona Cardinals (2002-04); New England Patriots (2005); Oakland Raiders (2006-07)
STEWART, James (RB) – Minnesota Vikings (1995-96)
STUBBS, Daniel (DE/LB) – San Francisco 49ers (1988-89); Dallas Cowboys (1990-91); Cincinnati Bengals (1992-94); Philadelphia Eagles (1995); Miami Dolphins (1996-99)
SULLIVAN, Mike (G/C) – Dallas Cowboys (1991); Tampa Bay Buccaneers (1992-95); Chicago Bears (1996)
SULLIVAN, Tom (RB) – Philadelphia Eagles (1972-77); Cleveland Browns (1978)
SUTTON, Reggie (DB) – New Orleans Saints (1986-87)
SWAIN, John (DB) – Minnesota Vikings (1981-84); Miami Dolphins (1985); Pittsburgh Steelers (1985-86); Miami Dolphins (1987)
SWEENEY, Matt (DE) – Tampa Bay Buccaneers (2000-01)

TATAREK, Bob (DT) – Buffalo Bills (1968-72); Detroit Lions (1972)
TAYLOR, Sean (DB) – Washington Redskins (2004-07)
TESTAVERDE, Vinny (QB) – Tampa Bay Buccaneers (1987-92); Cleveland Browns (1993-95); Baltimore Ravens (1996-97); New York Jets (1998-2003); Dallas Cowboys (2004); New York Jets (2005); New England Patriots (2006); Carolina Panthers (2007)
THOMAS, Lamar (WR) – Tampa Bay Buccaneers (1993-95); Miami Dolphins (1996-98)
THOMAS, Antonio (DT) – New England Patriots (2007); Cleveland Browns (2008)
THOMPSON, Woody (RB) – Atlanta Falcons (1975-77)
TORRETTA, Gino (QB) – Minnesota Vikings (1993); Seattle Seahawks (1996)
TROSCH, Gene (DE) – Kansas City Chiefs (1967, 1969)
TURNER, John (DB) – Minnesota Vikings (1978-83); San Diego Chargers (1984); Minnesota Vikings (1985, 1987)
TUTEN, Rick (P) – Philadelphia Eagles (1989); Buffalo Bills (1990); Seattle Seahawks (1991-97); St. Louis Rams (1998-99)

VAN DYKE, Demarcus (DB) – Oakland Raiders (2011)
VICKERS, Kipp (T/G) – Indianapolis Colts (1995-97); Washington Redskins (1999); Baltimore Ravens (2000-01); Washington Redskins (2002)
VILMA, Jonathan (LB) – New York Jets (2004-07); New Orleans Saints (2008-11)
VOLLENWEIDER, Jim (HB) – San Francisco 49ers (1962-63)

WALSH, Steve (QB) – Dallas Cowboys (1989-90); New Orleans Saints (1990-93); Chicago Bears (1994-95); St. Louis Rams (1996); Tampa Bay Buccaneers (1997-98); Indianapolis Colts (1999)
WALTERS, Matt (DE) – New York Jets (2003)
WATT, Walt (HB/DB) – Chicago Cardinals (1945)
WAYNE, Reggie (WR) – Indianapolis Colts (2001-11)
WEBSTER, Nate (LB) – Tampa Bay Buccaneers (2000-03); Cincinnati Bengals (2004-05); Denver Broncos (2006-08)
WEISACOSKY, Ed (LB) – New York Giants (1967); Miami Dolphins (1968-70); New England Patriots (1971-72)
WERL, Bob (DE/G) – New York Jets (1966)
WILFORK, Vince (NT/DT) – New England Patriots (2004-11)
WILLIAMS, Andrew (DE) – San Francisco (2003-04)
WILLIAMS, D.J. (LB) – Denver Broncos (2004-11)
WILLIAMS, Darryl (DB) – Cincinnati Bengals (1992-95); Seattle Seahawks (1996-99); Cincinnati Bengals (2000-01)
WILLIAMS, Kevin (WR) – Dallas Cowboys (1993-96); Arizona Cardinals (1997); Buffalo Bills (1998-99); San Francisco 49ers (2000)
WILLIAMS, Leon (LB) – Cleveland Browns (2006-08); Dallas Cowboys (2010)
WILLIAMS, Lester (NT/DE) – New England Patriots (1982-85); San Diego Chargers (1986); Seattle Seahawks (1987)
WILLIAMS, Warren (RB) – Pittsburgh Steelers (1988-92); Indianapolis Colts (1993)
WIMBERLY, Marcus (DB) – Atlanta Falcons (1997)
WINSLOW Jr., Kellen (TE) – Cleveland Browns (2004-08); Tampa Bay Buccaneers (2009-11)
WINSTON, Eric (T) – Houston Texans (2006-11)

NFL DRAFT PICKS

EARLY ERA 1936-59

YEAR	RD	PICK	NAME, POS.	TEAM
1938	6	50	Bob Masterson, E	Chicago Bears
1940	13	113	John Noppenberg, B	Pittsburgh Steelers
	22	197	Walt Kichefski, E	Chicago Bears
1941	17	153	Terry Fox, B	Pittsburgh Steelers
1942	8	68	Tom Kearns, T	New York Giants
	15	140	Joe Krutulis, E	Chicago Bears
1944	18	183	Howie Plasman, B	Chicago Bears
	28	289	Pat Petroski, G	Pittsburgh Steelers
1945	3	18	Walter Watt, B	Chicago Cardinals
1946	23	211	Bill Levitt, C	Boston Yanks
	23	217	Ed Cameron, G	Philadelphia Eagles
1947	7	51	Tony Yovicsin, E	Philadelphia Eagles
	8	56	Harvey James, C	Detroit Lions
	9	72	Bob McDougal, B	Green Bay Packers
1949	11	102	Ernie Settembre, T	Detroit Lions
	11	83	Ernie Settembre, T	Buffalo (AAFC)
1951	4	49	Tom Jelley, E	Chicago Bears
	5	54	Al Carapella, T	San Francisco 49ers
	13	152	Pete Mastellone, C	Philadelphia Eagles
	18	218	Frank Smith, B	New York Giants
	29	314	Ralph Fielier, E	Green Bay Packers
1952	1	8	Jim Dooley, B	Chicago Bears
	30	352	Wilfred Stolk, B	Chicago Cardinals
1953	15	172	Nick Chickillo, G	Chicago Cardinals
	24	282	Bob Scneidenbach, B	Pittsburgh Steelers
1954	21	247	Dan Tassotti, T	Pittsburgh Steelers
1955	4	39	Gordon Malloy, B	Detroit Lions
	7	75	Frank McDonald, E	Baltimore Colts
	11	122	Tom Pepsin, E	Chicago Cardinals
1956	1	8	Jack Losch, B	Green Bay Packers
	9	107	Whitey Rouviere, B	Washington Redskins
	10	118	Bob Nolan, E	Pittsburgh Steelers
	11	128	Mike Hudock, C	Green Bay Packers
1957	1	9	Don Bosseler, B	Washington Redskins
	4	49	Jack Johnson, B	Chicago Bears
	9	102	Charles Hutchings, T	Pittsburgh Steelers
	19	221	Phil Bennett, E	Pittsburgh Steelers
1958	4	46	John Varone, B	San Francisco 49ers

AFL/NFL ERA 1960-66

YEAR	RD	PICK	NAME, POS.	TEAM
1961	5	68	Jack Novak, G	Green Bay Packers
	6	73	Jon O'Day, T	Washington Redskins
	15	201	Charles Linning, T	Chicago Bears
	15	208	Ray Lardani, T	Green Bay Packers
1962	3	30	Bill Miller, E	Minnesota Vikings
	8	106	Jim Vollenweider, B	San Francisco 49ers
	12	161	Bill Watts, T	Chicago Bears
	13	174	Bill Diamond, G	St. Louis Cardinals
1963	5	60	Roland Benson, T	Los Angeles Rams
	8	100	Jim O'Mahoney, LB	Minnesota Vikings
	10	139	Nick Ryder, B	Detroit Lions
	15	206	Bob Dentel, C	Chicago Bears
	15	208	Jim Simon, E	Detroit Lions
	17	234	John Sisk, B	Chicago Bears
	20	270	Ben Rizzo, B	Philadelphia Eagles
1964	2	15	George Mira, QB	San Francisco 49ers
	5	70	Dan Connors, T	Chicago Bears
1965	3	37	Fred Brown, E	Los Angeles Rams
	12	162	Bob Werl, E	Los Angeles Rams

COMMON DRAFT ERA 1967-69

YEAR	RD	PICK	NAME, POS.	TEAM
1967	1	24	Gene Trosch, DT	Kansas City Chiefs
	6	140	Mike Haggerty, T	Pittsburgh Steelers
	10	241	Tom Beier, DB	Miami Dolphins
	16	418	Fred Cassidy, RB	Green Bay Packers
	17	422	Mario Cordoves, T	Miami Dolphins
1968	2	34	Bob Tatarek, DT	Buffalo Bills
	2	54	Jim Cox, WR	Miami Dolphins
	7	166	Steve Smith, TE	Cincinnati Bengals
	8	198	Hank Urbanowicz, DT	Minnesota Vikings
	8	205	Jerry Daanen, WR	St. Louis Cardinals
	10	253	Joe Mirto, T	Miami Dolphins
	15	388	Ken Corbin, LB	Miami Dolphins
	15	401	Bill Chambliss, G	Kansas City Chiefs
	15	408	Joe Mira, WR	Cincinnati Bengals
1969	2	33	Ted Hendricks, LB	Baltimore Colts

MODERN ERA 1970-PRESENT

YEAR	RD	PICK	NAME, POS.	TEAM
1970	4	102	Tony Cline, LB	Oakland Raiders
	8	188	Bill Trout, DT	Cincinnati Bengals
	10	256	Vince Opalsky, RB	Dallas Cowboys
1971	9	228	Joe Schmidt, WR	Los Angeles Rams
	16	412	Tony Stawarz, DB	Oakland Raiders
1972	15	378	Tom Sullivan, RB	Philadelphia Eagles
	17	421	Kelly Cochrane, QB	Houston Oilers
1973	1	12	Chuck Foreman, RB	Minnesota Vikings
	1	13	Burgess Owens, DB	New York Jets
	2	35	Mike Barnes, DE	Baltimore Colts
	7	182	Tom Smith, RB	Miami Dolphins
	8	197	Al Palewicz, LB	Kansas City Chiefs
1975	1	11	Dennis Harrah, OT	Los Angeles Rams
	3	65	Woody Thompson, RB	Atlanta Falcons
	5	118	Joe Wysock, G	New York Jets
	5	121	Rubin Carter, DT	Denver Broncos
	7	167	Bill Capraun, T	Philadelphia Eagles
	15	368	Steve Marcantonio, WR	Chicago Bears
	16	395	Witt Beckman, WR	Chicago Bears
1976	5	145	Steadman Scavella, LB	Detroit Lions
	5	153	Ernie Jones, DB	Seattle Seahawks
	5	156	Larry Bates, RB	Seattle Seahawks
	6	159	Gary Dunn, DT	Pittsburgh Steelers
	16	451	Steve Ludwig, C	Baltimore Colts
	16	455	George Demopoulos, T	Cincinnati Bengals
1977	1	3	Eddie Edwards, DE	Cincinnati Bengals
	8	217	Phil August, WR	Pittsburgh Steelers
	10	266	Dennis Breckner, DE	Chicago Bears
1978	1	27	Don Latimer, DT	Denver Broncos
	2	48	John Turner, DB	Minnesota Vikings
	8	196	John McGriff, LB	Tampa Bay Buccaneers
	9	224	Larry Brown, T	Kansas City Chiefs
	10	269	Bryan Ferguson, DB	New England Patriots
	11	301	George Halas, LB	Seattle Seahawks
1979	1	8	Ottis Anderson, RB	St. Louis Cardinals
	1	17	Don Smith, DE	Atlanta Falcons
	7	172	Steve Alvers, TE	New York Giants
	11	284	Ken Johnson, RB	New York Giants
1980	12	326	Gene Coleman, DB	Tampa Bay Buccaneers
1981	4	101	John Swain, DB	Minnesota Vikings
	10	263	Jim Joiner, WR	St. Louis Cardinals
	11	290	Pat Walker, WR	Denver Broncos
1982	1	27	Lester Williams, NT	New England Patriots
	5	112	Fred Marion, DB	New England Patriots
	5	120	Bob Nelson, DT	Miami Dolphins
	9	228	David Jefferson, LB	Seattle Seahawks
	10	268	Larry Brodsky, WR	Kansas City Chiefs
	11	281	Dan Miller, K	Washington Redskins
	12	310	Scott Nicolas, LB	Cleveland Browns

HISTORY & RECORDS

NFL DRAFT PICKS

YEAR	RD	PICK	NAME, POS.	TEAM	YEAR	RD	PICK	NAME, POS.	TEAM
1982	12	331	Mike Rodrigue, WR	Miami Dolphins	1992	1	11	Leon Searcy, T	Pittsburgh Steelers
1983	1	14	Jim Kelly, QB	Buffalo Bills	1	28	Darryl Williams, DB	Cincinnati Bengals	Tampa Bay Buccaneers
	2	31	Mark Cooper, T	Denver Broncos	4	86	Craig Erickson, QB	Tampa Bay Buccaneers	Seattle Seahawks
	4	100	Mark Rush, RB	Minnesota Vikings	10	263	Anthony Hamlet, DE	Los Angeles Rams	San Diego Chargers
	5	131	Tony Chickillo, DT	Tampa Bay Buccaneers	12	312	Kelvin Harris, C	Detroit Lions	Dallas Cowboys
	7	176	Rocky Belk, WR	Cleveland Browns	12	315	Carlos Huerta, P	Houston Oilers	Dallas Cowboys
	8	214	Ronnie Lippett, DB	New England Patriots	1993	2	33	Ryan McNeil, DB	Tampa Bay Buccaneers
	11	283	Don Bailey, C	Denver Broncos	2	46	Kevin Williams, WR	Indianapolis Colts	
1984	2	39	Glenn Dennison, TE	New York Jets	2	47	Michael Barrow, LB	Minnesota Vikings	
	2	53	Jay Brophy, LB	Miami Dolphins	2	56	Darrin Smith, LB	New York Giants	
	3	77	Rodney Bellinger, DB	Buffalo Bills	3	60	Lamar Thomas, WR	Kansas City Chiefs	
	3	82	Speedy Neal, RB	Buffalo Bills	4	104	Horace Copeland, WR	San Diego Chargers	
	8	198	Fred Robinson, DE	Tampa Bay Buccaneers	6	157	Carlos Etheredge, TE	Tampa Bay Buccaneers	
	10	279	Keith Griffin, RB	Washington Redskins	7	192	Gino Torretta, QB	Indianapolis Colts	
	11	308	Lawrence Thompson, WR	Minnesota Vikings	8	207	Jessie Armstead, LB	Minnesota Vikings	
1985	1	13	Eddie Brown, WR	Cincinnati Bengals	1994	2	58	Donnell Bennett, RB	New York Giants
	4	88	Willie Broughton, DE	Indianapolis Colts	5	150	Darren Krein, DE	Kansas City Chiefs	
	7	183	Dave Heffernan, G	Kansas City Chiefs	1995	1	12	Warren Sapp, DT	San Diego Chargers
	7	194	Dallas Cameron, DT	Denver Broncos	2	52	Patrick Riley, DT	Tampa Bay Buccaneers	
	8	206	Joe Kohlbrand, LB	New Orleans Saints	3	78	Chris T. Jones, WR	Chicago Bears	
1986	4	102	Kevin Fagan, DT	San Francisco 49ers	4	103	Larry Jones, RB	Philadelphia Eagles	
	5	115	Reggie Sutton, DB	New Orleans Saints	5	157	James Stewart, RB	Washington Redskins	
	10	265	Willie Smith, TE	Cleveland Browns	7	211	C.J. Richardson, DB	Minnesota Vikings	
	12	321	John McVeigh, LB	Seattle Seahawks	7	231	A.C. Tellison, WR	Houston Oilers	
1987	1	1	Vinny Testaverde, QB	Tampa Bay Buccaneers	1996	1	26	Ray Lewis, LB	Cleveland Browns
	1	3	Alonzo Highsmith, RB	Houston Oilers	6	175	Derrick Harris, RB	Baltimore Ravens	
	1	9	Jerome Brown, DT	Philadelphia Eagles	1997	1	15	Yatil Green, WR	St. Louis Rams
	2	32	Gregg Rakoczy, C	Cleveland Browns	1	17	Kenard Lang, DE	Miami Dolphins	
	2	50	Winston Moss, LB	Tampa Bay Buccaneers	1	18	Kenny Holmes, DE	Washington Redskins	
	5	140	Paul O'Connor, G	New York Giants	4	111	Tremain Mack, DB	Tennessee Oilers	
	11	297	Darryl Oliver, RB	Seattle Seahawks	5	133	Marcus Wimberly, DB	Cincinnati Bengals	
1988	1	3	Bennie Blades, S	Detroit Lions	5	148	Twan Russell, LB	Atlanta Falcons	
	1	11	Michael Irvin, WR	Dallas Cowboys	6	192	Tony Gaiter, WR	Washington Redskins	
	2	33	Danny Stubbs, OLB	San Francisco 49ers	7	211	Carlos Jones, DB	New England Patriots	
	2	49	Brian Blades, WR	Seattle Seahawks	1998	1	10	Duane Starks, CB	Seattle Seahawks
	2	52	Brett Perriman, WR	New Orleans Saints	3	74	Jammi German, WR	Baltimore Ravens	
	3	64	Matt Patchan, T	Philadelphia Eagles	1999	1	4	Edgerrin James, RB	Atlanta Falcons
	5	124	Darrell Fullington, S	Minnesota Vikings	5	135	Nick Luchey, FB	Indianapolis Colts	
	6	155	Warren Williams, RB	Pittsburgh Steelers	7	245	Scott Covington, QB	Cincinnati Bengals	
	8	197	Alfredo Roberts, TE	Kansas City Chiefs	1999	1	14	Bubba Franks, TE	Cincinnati Bengals
	10	269	Derwin Jones, DE	Seattle Seahawks	2000	1	56	Michael Boireau, DE	Green Bay Packers
	12	331	George Mira, LB	San Francisco 49ers	2	56	Nate Webster, LB	Minnesota Vikings	
1989	1	21	Bill Hawkins, DE	Los Angeles Rams	3	90	Richard Mercier, G	Tampa Bay Buccaneers	
	1	26	Cleveland Gary, RB	Los Angeles Rams	5	148	Mondriel Fulcher, TE	Baltimore Ravens	
	3	77	Bubba McDowell, DB	Houston Oilers	7	227	Dan Morgan, LB	Oakland Raiders	
	7	180	Melvin Bratton, RB	Denver Broncos	1	11	Damione Lewis, DT	Carolina Panthers	
	10	252	Rod Carter, LB	Dallas Cowboys	1	12	Santana Moss, WR	St. Louis Rams	
	11	280	Randy Shannon, LB	Dallas Cowboys	1	16	Reggie Wayne, WR	New York Jets	
1990	1	3	Cortez Kennedy, DT	Tampa Bay Buccaneers	3	65	James Jackson, RB	Indianapolis Colts	
	3	64	Jimmie Jones, DT	Dallas Cowboys	6	200	Leonard Myers, CB	Cleveland Browns	
	3	65	Bernard Clark, ILB	Cincinnati Bengals	7	245	Andre King, WR	New England Patriots	
	3	72	Willis Peguese, DE	Houston Oilers	2002	1	7	Bryant McKinnie, OT	Cleveland Browns
	3	79	Greg Mark, ILB	New York Giants	1	14	Jeremy Shockey, TE	Minnesota Vikings	
	5	126	Richard Newbill, LB	Houston Oilers	1	17	Phillip Buchanon, CB	New York Giants	
	9	223	Dale Dawkins, WR	New York Jets	1	24	Ed Reed, FS	Oakland Raiders	
	10	256	Kenny Berry, DB	San Diego Chargers	1	26	Mike Rumph, CB	Baltimore Ravens	
	12	315	Bobby Harden, S	Miami Dolphins	1	26	Mike Rumph, CB	San Francisco 49ers	
1991	1	1	Russell Maryland, DT	Dallas Cowboys	2	51	Clinton Portis, RB	Denver Broncos	
	1	23	Randal Hill, WR	Miami Dolphins	4	116	Martin Bibla, G	Atlanta Falcons	
	2	40	Shane Curry, DE	Indianapolis Colts	4	135	Najeh Davenport, RB	Green Bay Packers	
	2	42	Wesley Carroll, WR	New Orleans Saints	6	183	James Lewis, DB	Indianapolis Colts	
	4	107	Robert Bailey, DB	Los Angeles Rams	7	226	Daryl Jones, WR	New York Giants	
	5	131	Craig Erickson, QB	Philadelphia Eagles	7	227	Joaquin Gonzalez, OT	Cleveland Browns	
	6	153	Mike Sullivan, G	Dallas Cowboys	2003	1	3	Andre Johnson, WR	Houston Texans
	8	220	Roland Smith, DB	Miami Dolphins	1	15	Jerome McDougle, DE	Philadelphia Eagles	
	10	251	Randy Bethel, TE	New England Patriots	1	23	Willis McGahee, RB	Buffalo Bills	
	10	278	Luis Cristobal, G	New York Giants	1	25	William Joseph, DT	New York Giants	
	12	325	Alex Johnson, WR	Houston Oilers	3	89	Andrew Williams, DE	San Francisco 49ers	
					4	131	Jamaal Green, DE	Philadelphia Eagles	
					5	150	Matt Walters, DE	New York Jets	
					7	241	Ken Dorsey, QB	San Francisco 49ers	

HISTORY & RECORDS

NFL DRAFT PICKS

YEAR	RD	PICK	NAME, POS.	TEAM
2004	1	5	Sean Taylor, S	Washington Redskins
	1	6	Kellen Winslow II, TE	Cleveland Browns
	1	12	Jonathan Vilma, LB	New York Jets
	1	17	D.J. Williams, LB	Denver Broncos
	1	19	Vernon Carey, OT	Miami Dolphins
	1	21	Vince Wilfork, DT	New England Patriots
	7	213	Darrell McClover, LB	New York Jets
	7	215	Alfonso Marshall, DB	Chicago Bears
	7	254	Carlos Joseph, OT	San Diego Chargers
2005	1	8	Antrel Rolle, CB	Arizona Cardinals
	2	55	Roscoe Parrish, WR	Buffalo Bills
	3	65	Frank Gore, RB	San Francisco 49ers
	3	86	Kevin Everett, TE	Buffalo Bills
	6	200	Chris Myers, G	Denver Broncos
2006	1	31	Kelly Jennings, CB	Seattle Seahawks
	2	35	Rocky McIntosh, LB	Washington Redskins
	2	44	Sinorice Moss, WR	New York Giants
	2	57	Devin Hester, RB	Chicago Bears
	3	66	Eric Winston, OT	Houston Texans
	3	89	Rashad Butler, OT	Carolina Panthers
	4	110	Leon Williams, LB	Cleveland Browns
	4	133	Orien Harris, DT	Pittsburgh Steelers
	5	154	Marcus Maxey, CB	Kansas City Chiefs
2007	1	24	Brandon Meriweather, S	New England Patriots
	1	25	Jon Beason, LB	Carolina Panthers
	1	31	Greg Olsen, TE	Chicago Bears
	4	121	Baraka Atkins, DE	Seattle Seahawks
	4	127	Kareem Brown, DT	New England Patriots
2008	1	31	Kenny Phillips, S	New York Giants
	2	50	Calais Campbell, DE	Arizona Cardinals
	3	71	Tavares Gooden, LB	Baltimore Ravens
2009	6	176	Spencer Adkins, LB	Atlanta Falcons
2010	3	95	Jimmy Graham, TE	New Orleans Saints
	4	102	Darryl Sharpton, LB	Houston Texans
	4	128	Jason Fox, OT	Detroit Lions
	7	235	Dedrick Epps, TE	San Diego Chargers
2011	2	46	Orlando Franklin, OT	Denver Broncos
	2	60	Brandon Harris, CB	Houston Texans
	3	79	Leonard Hankerson, WR	Washington Redskins
	3	81	DeMarcus Van Dyke, CB	Oakland Raiders
	3	86	Allen Bailey, DE	Kansas City Chiefs
	4	109	Colin McCarthy, LB	Tennessee Titans
	6	181	Richard Gordon, TE	Oakland Raiders
	6	192	Matt Boshier, P	Atlanta Falcons
2012	3	72	Olivier Vernon, DE	Miami Dolphins
	3	86	Sean Spence, LB	Pittsburgh Steelers
	4	97	Lamar Miller, RB	Miami Dolphins
	4	100	Travis Benjamin, WR	Cleveland Browns
	6	198	Tommy Streeter, WR	Baltimore Ravens
	6	200	Brandon Washington, G	Philadelphia Eagles

AFL DRAFT PICKS

1960-66

YEAR	RD	PICK	NAME, POS.	TEAM
1960	—	—	Bob Rosbaugh, HB	Denver Broncos
	—	—	Fran Curci, QB	Minneapolis (Oakland)
	—	—	Jim Otto, C	Minneapolis (Oakland)
1961	8	59	Charles Linning, T	Buffalo Bills
	8	62	John O'Day, T	Dallas Texans
	24	188	Jack Novak, G	Oakland Raiders
1962	2	11	Bill Miller, E	Dallas Texans
	18	137	Jim Vollenweider, FB	Oakland Raiders
	34	270	Ray Lardani, T	Boston Patriots
1963	9	71	Jim Simon, G	Boston Patriots
	15	119	Bob Dentel, C	Boston Patriots
	16	123	Nick Ryder, FB	New York Jets
	16	127	Rex Benson, T	Houston Oilers
	29	232	John Sisk Jr., DB	Kansas City Chiefs
1964	2	15	Dan Connors, LB	Oakland Raiders
	18	137	George Mira, QB	Denver Broncos
1965	8	63	Fred Brown, LB	Boston Patriots
1966	5	40	Russ Smith, RB	San Diego Chargers
	6	42	Ed Weisacosky, LB	Miami Dolphins
	7	59	Pete Banaszak, RB	Oakland Raiders
	19	166	Tom Coughlin, DE	Denver Broncos

SUPPLEMENTAL DRAFT PICKS

YEAR	RD	PICK	NAME, POS.	TEAM
1984	1		Bernie Kosar, QB	Cleveland Browns
	2		Albert Bentley, RB	Indianapolis Colts
1987	3		Dan Sileo, DT	Tampa Bay Buccaneers
1989	1		Steve Walsh, QB	Dallas Cowboys

CANES IN THE SUPER BOWL

YEAR	SB	PLAYER, POS.	TEAM	YEAR	SB	PLAYER, POS.	TEAM
1966	I	Walt Corey, LB	Kansas City Chiefs	2000	XXXV	Jessie Armstead, LB	New York Giants
1967	II	Pete Banaszak, HB Dan Conners, LB Bill Miller, DL Jim Otto, C	Oakland Raiders Oakland Raiders Oakland Raiders Oakland Raiders			Michael Barrow, LB Robert Bailey, DB Ray Lewis, LB Duane Starks, DB Kipp Vickers, OL	New York Giants Baltimore Ravens Baltimore Ravens Baltimore Ravens Baltimore Ravens
1969	IV	Gene Trosch, DE	Kansas City Chiefs				Baltimore Ravens
1970	V	Ted Hendricks, LB	Baltimore Colts	2001	XXXVI	Damione Lewis, DT Leonard Myers, DB	St. Louis Rams New England Patriots
1971	VI	George Mira Sr., QB	Miami Dolphins			Warren Sapp, DT	Tampa Bay Buccaneers
1973	VIII	Chuck Foreman, RB	Minnesota Vikings	2002	XXXVII	Nate Webster, LB	Tampa Bay Buccaneers
1974	IX	Chuck Foreman, RB	Minnesota Vikings			Dan Morgan, LB	Carolina Panthers
1975	X	Lester Williams, NT	New England Patriots	2003	XXXVIII		Philadelphia Eagles
1976	XI	Pete Banaszak, HB Ted Hendricks, LB Chuck Foreman, RB	Oakland Raiders Oakland Raiders Minnesota Vikings	2004	XXXIX	Jerome McDougal, DE Jamaal Green, DE Vince Wilkfork, DT	Philadelphia Eagles Philadelphia Eagles New England Patriots
1977	XII	Rubin Carter, NT	Denver Broncos	2006	XLI	Tanard Davis, DB Reggie Wayne, WR Devin Hester, KR	Indianapolis Colts Indianapolis Colts Chicago Bears
1978	XIII	Gary Dunn, DT	Pittsburgh Steelers			Darrell McClover, LB	Chicago Bears
1979	XIV	Gary Dunn, DT	Pittsburgh Steelers			Jeff Feagles, P	New York Giants
1980	XV	Dennis Harrah, OG Ted Hendricks, LB Burgess Owens, S	Los Angeles Rams Oakland Raiders Oakland Raiders	2007	XLII	Sinorice Moss, WR Brandon Meriweather, S Vince Wilkfork, DT	New York Giants New York Giants New England Patriots
1981	XVI	Eddie Edwards, DE	Cincinnati Bengals			Calais Campbell, DE Antrel Rolle, DB	New England Patriots Arizona Cardinals
1982	XVII	Woody Bennett, RB	Miami Dolphins			Edgerrin James, RB Glenn Sharpe, CB	Arizona Cardinals New Orleans Saints
1983	XVIII	Ted Hendricks, LB	Oakland Raiders	2008	XLIII	Jeremy Shockey, TE Jonathan Vilma, LB Reggie Wayne, WR	New Orleans Saints New Orleans Saints Indianapolis Colts
1984	XIX	Woody Bennett, RB Jay Brophy, LB	Miami Dolphins Miami Dolphins			Sam Shields, CB	Indianapolis Colts Green Bay Packers
1985	XX	Ronnie Lippett, CB Fred Marion, S	New England Patriots New England Patriots	2009	XLIV	Vince Wilkfork, DT Dwayne Hendricks, DT	New Orleans Saints New York Giants
1986	XXI	Ottis Anderson, RB Jim Burt, NT Rubin Carter, NT Mark Cooper, OG	New York Giants New York Giants Denver Broncos Denver Broncos	2010	XLV	Bruce Johnson, DB Kenny Phillips, SS	New York Giants New York Giants
1987	XXII	Rubin Carter, NT Mark Cooper, OG Keith Griffin, RB	Denver Broncos Denver Broncos Washington Redskins	2011	XLVI	Antrel Rolle, DB	New York Giants
1988	XXIII	Eddie Brown, WR Kevin Fagan, DE Daniel Stubbs, DE	Cincinnati Bengals San Francisco 49ers San Francisco 49ers				New York Giants
1989	XXIV	Melvin Bratton, RB Jim Burt, NT Kevin Fagan, DE Daniel Stubbs, DE	San Francisco 49ers San Francisco 49ers San Francisco 49ers San Francisco 49ers				
1990	XXV	Ottis Anderson, RB Jim Kelly, QB	New York Giants Buffalo Bills				
1991	XXVI	Jim Kelly, QB	Buffalo Bills				
1992	XXVI	Jim Kelly, QB Michael Irvin, WR Jimmie Jones, DT Russell Maryland, DT	Buffalo Bills Dallas Cowboys Dallas Cowboys Dallas Cowboys				
1993	XXVIII	Coleman Bell, TE Michael Irvin, WR Jimmie Jones, DT Bernie Kosar, QB Russell Maryland, DT Alfredo Roberts, TE Darrin Smith, LB Kevin Williams, WR Jim Kelly, QB	Dallas Cowboys Dallas Cowboys Dallas Cowboys Dallas Cowboys Dallas Cowboys Dallas Cowboys Dallas Cowboys Dallas Cowboys Dallas Cowboys Dallas Cowboys				
1995	XXX	Robert Bailey, DB Michael Irvin, WR Russell Maryland, DT Darrin Smith, LB Kevin Williams, WR Leon Searcy, OL	Dallas Cowboys Dallas Cowboys Dallas Cowboys Dallas Cowboys Dallas Cowboys Pittsburgh Steelers				
1998	XXXIII	K.C. Jones, C	Denver Broncos				
1999	XXXIV	Kenny Holmes, DE Derrick Harris, FB	Tennessee Titans St. Louis Rams				

PRO BOWL SELECTIONS

YEAR	PLAYER	TEAM	YEAR	PLAYER	TEAM
1980	Ted Hendricks	Oakland Raiders	2006	Ray Lewis	Baltimore Ravens
	Ottis Anderson	Los Angeles Rams		Ed Reed	Baltimore Ravens
	Dennis Harrah	Los Angeles Rams		Devin Hester	Chicago Bears
1981	Ted Hendricks	Oakland Raiders		Andre Johnson	Houston Texans
1982	Ted Hendricks	Los Angeles Raiders		Reggie Wayne	Indianapolis Colts
1983	Ted Hendricks	Los Angeles Raiders		Jeremy Shockey	New York Giants
1985	Dennis Harrah	Los Angeles Rams		Frank Gore	San Francisco 49ers
	Fred Marion	New England Patriots		Sean Taylor	Washington Redskins
1986	Dennis Harrah	Los Angeles Rams	2007	Ray Lewis	Baltimore Ravens
	Jim Burt	New York Giants		Willis McGahee	Baltimore Ravens
1987	Bernie Kosar	Cleveland Browns		Ed Reed	Baltimore Ravens
	Dennis Harrah	Los Angeles Rams		Devin Hester	Chicago Bears
1988	Eddie Brown	Cincinnati Bengals		Kellen Winslow Jr.	Cleveland Browns
1989	Brian Blades	Seattle Seahawks		Reggie Wayne	Indianapolis Colts
1990	Jim Kelly	Buffalo Bills		Vince Wilfork	New England Patriots
1991	Jim Kelly	Buffalo Bills		Sean Taylor	Washington Redskins
	Michael Irvin	Dallas Cowboys	2008	Ray Lewis	Baltimore Ravens
	Bennie Blades	Detroit Lions		Ed Reed	Baltimore Ravens
	Cortez Kennedy	Seattle Seahawks		Jon Beason	Carolina Panthers
1992	Jim Kelly	Buffalo Bills		Andre Johnson	Houston Texans
	Michael Irvin	Dallas Cowboys		Reggie Wayne	Indianapolis Colts
	Cortez Kennedy	Seattle Seahawks		Jeff Feagles	New York Giants
1993	Michael Irvin	Dallas Cowboys	2009	Clinton Portis	Washington Redskins
	Cortez Kennedy	Seattle Seahawks		Antrel Rolle	Arizona Cardinals
1994	Michael Irvin	Dallas Cowboys		Ray Lewis	Baltimore Ravens
	Cortez Kennedy	Seattle Seahawks		Ed Reed	Baltimore Ravens
1995	Michael Irvin	Dallas Cowboys		Jon Beason	Carolina Panthers
	Cortez Kennedy	Seattle Seahawks		Andre Johnson	Houston Texans
1996	Vinny Testaverde	Baltimore Ravens		Reggie Wayne	Indianapolis Colts
	Cortez Kennedy	Seattle Seahawks		Bryant McKinnie	Minnesota Vikings
1997	Ray Lewis	Baltimore Ravens		Vince Wilfork	New England Patriots
	Jessie Armstead	New York Giants		Brandon Meriweather	New England Patriots
	Warren Sapp	Tampa Bay Buccaneers		Jonathan Vilma	New Orleans Saints
1998	Ray Lewis	Baltimore Ravens	2010	Frank Gore	San Francisco 49ers
	Jessie Armstead	New York Giants		Antrel Rolle	Arizona Cardinals
	Vinny Testaverde	New York Jets		Ray Lewis	Baltimore Ravens
	Cortez Kennedy	Seattle Seahawks		Ed Reed	Baltimore Ravens
	Warren Sapp	Tampa Bay Buccaneers		Jon Beason	Carolina Panthers
1999	Ray Lewis	Baltimore Ravens		Andre Johnson	Houston Texans
	Tremain Mack	Cincinnati Bengals		Reggie Wayne	Indianapolis Colts
	Edgerrin James	Indianapolis Colts		Bryant McKinnie	Minnesota Vikings
	Leon Searcy	Jacksonville Jaguars		Vince Wilfork	New England Patriots
	Jessie Armstead	New York Giants		Brandon Meriweather	New England Patriots
	Cortez Kennedy	Seattle Seahawks		Jonathan Vilma	New Orleans Saints
	Warren Sapp	Tampa Bay Buccaneers		Frank Gore	San Francisco 49ers
2000	Ray Lewis	Baltimore Ravens	2011	Ed Reed	Baltimore Ravens
	Edgerrin James	Indianapolis Colts		Ray Lewis	Baltimore Ravens
	Jessie Armstead	New York Giants		Jon Beason	Carolina Panthers
	Warren Sapp	Tampa Bay Buccaneers		Devin Hester	Chicago Bears
2001	Ray Lewis	Baltimore Ravens		Andre Johnson	Houston Texans
	Bubba Franks	Green Bay Packers		Reggie Wayne	Indianapolis Colts
	Warren Sapp	Tampa Bay Buccaneers		Vince Wilfork	New England Patriots
2002	Bubba Franks	Green Bay Packers		Brandon Meriweather	New England Patriots
	Jeremy Shockey	New York Giants		Jonathan Vilma	New Orleans Saints
	Warren Sapp	Tampa Bay Buccaneers		Antrel Rolle	New York Giants
2003	Ray Lewis	Baltimore Ravens	2012	Ed Reed	Baltimore Ravens
	Ed Reed	Baltimore Ravens		Ray Lewis	Baltimore Ravens
	Clinton Portis	Denver Broncos		Willis McGahee	Denver Broncos
	Jeremy Shockey	New York Giants		Jimmy Graham	New Orleans Saints
	Warren Sapp	Tampa Bay Buccaneers		Frank Gore	San Francisco 49ers
2004	Ray Lewis	Baltimore Ravens			
	Ed Reed	Baltimore Ravens			
	Dan Morgan	Carolina Panthers			
	Andre Johnson	Houston Texans			
	Edgerrin James	Indianapolis Colts			
2005	Edgerrin James	Indianapolis Colts			
	Jeremy Shockey	New York Giants			
	Jonathan Vilma	New York Jets			
	Santana Moss	Washington Redskins			

HISTORY & RECORDS

LETTERMEN

A

Aaron, Doyle	1988-90
Abbott, Bob	1967-68
Abdallah, Luqman	2006-07
Abdul Qawi, Rashid	1993-95
Abramson, Ross	2005-07
Acuff, John	1966-68
Adams, Mike	1975-76
Adkins, Spencer	2005-08
Adler, Alfred	1941-42, 46-47
Aguiera, Ralph	1951-52
Albrecht, Richard	1952
Alder, Alfred	1941-42
Alekna, Dave	1985-86
Allen, Harold	1949-50
Alter, Foster	1931
Altheide, Gary	1971-73
Alvers, Steve	1977-78
Anderson, Jeff	1970
Anderson, Larry	2000-03
Anderson, Ottis	1975-78
Anderson, Rhyann	2005
Andreadis, John	1963
Andres, Omar	1993-94
Arcangeletti, Ray	1949-51
Archer, Mike	1973-75
Arenas, Alvario	1978
Arline, Darell	1999
Armour, Carlos	2004, 2006-08
Armstead, Jessie	1989-92
Armstrong, Ray-Ray	2009-11
Arries, Verdun	1939-40
Ashman, Rod	1927-28
Atkins, Baraka	2003-06
Atrio, Andy	1995-96
August, Phil	1973-76
Austin, Jimmy	1982
Axsom, Mozell	1977-80
Azer, Mike	1988-89
Azrak, Fred	1976-78

B

Babb, Larry	1959
Bahen, John	1961, 63
Bailey, Allen	2007-10
Bailey, Don	1979-82
Bailey, Robert	1987-90
Bain, Andrew	2004-07
Bain, Tolbert	1984-87
Bain, Travarous	2003-04
Baker, Charles	1934-35
Baker, E.J.	1976-78
Baker, Frank	1965-66
Baker, Kary	1973-75
Banaszak, Pete	1963-65
Baratta, Andy	1979-82
Barbarino, Clem	1978-81
Barber, Rudy	1990-93
Barlow, John	1970
Barnes, Marlin	1994-95
Barnes, Mike	1970-72
Barnett, John	1966-68
Barney, Chris	2006
Barnwell, Scott	1993
Barone, Steve	1973
Barrett, Pat	1969-70
Barrington, Glenn	1944
Barrow, Micheal	1989-92
Bartemus, Joe	1944

Barth, Robert	1963-65
Bartolovich, Joseph	1950-51
Barwick, Bill	1943
Bass, Robert	1992-93
Bates, Johnny	1930-32
Bates, Junior	1969-70
Bates, Larry	1974-75
Beard, Kevin	2000-03
Beary, James	1934
Beasley, Eric	1973
Beason, Jon	2004-06
Bebber, Gene	1964
Beck, Frank	1963-65
Beckman, Witt	1971-72, 74
Beier, Tom	1965-66
Belk, Rocky	1980-82
Bell, Coleman	1990-92
Bellamy, Ray	1968-69
Bellinger, Rodney	1980, 82-83
Bender, Vic	1965
Benes, Edgar	1987-88
Benjamin, Travis	2008-11
Bennett, Donnell	1991-93
Bennett, John	1961-63
Bennett, Phil	1955-56
Bennett, Woody	1976-77
Benson, Rowland	1962-63
Bentley, Albert	1982-83
Benton, Magic	1995-97
Bergman, Robert	2002-04
Berlin, Brock	2003-04
Berry, Damien	2007-10
Berry, Kenny	1987-89
Bertani, Fred	1964
Bertucelli, Paul	1983-85
Best, Bobby	1968-70
Bethel, Damon	1990-92
Bethel, Randy	1987-90
Bettencourt, Joe	1975-76
Beusse, James	1933-35
Bibla, Martin	1998-2001
Bielinski, Henry	1930
Bierkamper, Gwynn	1933-34
Biletnikoff, Bob	1964-65
Binion, Cameron	1996-98
Bishop, Bruce	1970
Black, William	1937
Blades, Al	1998-2000
Blades, Bennie	1985-87
Blades, Brian	1984-87
Blaise, Kerlin	1994-97
Blanchard, Norman	1964-65
Blasko, Byron	1957
Bleier, Theodore	1927-29
Bloxsom, Charles	1976-78
Bodie, Larry	1965-67
Bogart, Eugene	1940
Boireau, Michael	1998-99
Bolash, John	1936-38
Bolton, Broderick	1978-79
Boney, Fleeman	1934-35
Bonner, Tavokius	1997
Bonofiglio, Mario	1954-55
Bookman, John	1953-56
Boone, Jamie	1979-82
Borek, Matthew	1938-40
Bosher, Matt	2007-10
Bosseler, Don	1953-56
Botts, Dalton	2011
Bouffard, Frank	1958-59
Bow, Johnny	1950-51
Bowman, Bob	1945, 47

Boxx, Bernard	1950
Boyd, Tyra	1942
Boyle, Ralph	1976
Brandy, Don	1967-68
Brasington, Jack	1949
Brasington, Jack	1971-73
Bratton, Melvin	1984-87
Breckner, Dennis	1974-76
Breckner, Gary	1978, 80-82
Brennan, Don	1970
Brickman, Bill	1959
Brinkos, Bruce	1962-64
Brinkworth, Kevin	1993-94
Brion, Harold	1933-34
Britton, Matt	1988-91
Brodsky, Larry	1978-81
Broker, Nick	1940-41
Brooks, Nate	1995-98
Brophy, Jay	1979, 81-83
Broughton, Willie	1981-84
Brown, Andre	1985-88
Brown Arthur	2008
Brown, Charlie	1963
Brown, Danny	1979-83
Brown, Delvin	1997-2000
Brown, Eddie	1983-84
Brown, Fred	1963-64
Brown, Freeman	1994-97
Brown, Greg	1980-82
Brown, Hurlie	1988-91
Brown, James	1944
Brown, Jerome	1983-86
Brown, Kareem	2003-06
Brown, Larry	1975-77
Brown, Robert	1963-64
Brown, Selwyn	1985-87
Browning, Jim	1976-78
Bruce, Darren	1987-88
Bruno, James	1961
Bryant, James	2004-06
Buccilli, Eugene	1951-53
Buccilli, Edward	1953
Buchanan, Ramon	2008-10
Buchanon, Phillip	1999-2001
Buck, Walter	1933
Budroni, Jason	1991-93
Bujalski, Stan	1970-72
Bunche, Malcolm	2011
Buoyoucas, Ted	1949-50
Burgess, James	1993-96
Burke, Mike	1971-72
Burklin, Trey	2005
Burney, Jack	1948
Burt, Jim	1978-80
Butkus, Arnold	1967-69
Butler, Rashad	2002-05
Byrd, Bobby	1990-91
Byrd, Laron	2008-11
Byrd, Tyrone	2005-08
Byrne, Jake	2008-09
Bythwood, Dinavon	1992

C

Caesar, Mark	1989-92
Cain, Kelvin	2010-11
Cain, Lamont	1994
Cain, Larry	1973-76
Calhoun, Kenny	1981-84
Calhoun, John	2008-09, 11
Callejas, Carlos	1996-97
Cameron, Dallas	1982-84

Cameron, Edward	1941, 45
Campbell, Calais	2005-07
Campbell, Chris	1998-2001
Campbell, Jared	2007-10
Campbell, Whitey	1946-49
Campoli, Sam	1974
Camut, Bert	1973-75
Canei, John	1979-82
Capello, Greg	1974
Capshaw, Freddie	1999-2002
Capraun, Bill	1972, 74
Carapella, Al	1948-50
Carbone, Marc	1995-96
Carbonneau, Harold	1927
Carden, N.J.	1943
Cardoso, Silvio	1971, 73
Carew, Hal	1966-67
Carey, Marcus	1990-93
Carey, Vernon	2000-03
Carifeo, George	1946-47
Carifeo, Paul	1940-41, 43
Carlin, Bob	1967-68
Carney, Ed	1972-73
Carroll, Robert	1947-49
Carroll, Thomas	2002-05
Carroll, Wesley	1989-90
Carter, Matt	2003-04
Carter, Rod	1985-88
Carter, Rubin	1972-74
Cassidy, Fred	1964-66
Castagno, John	1950-51
Catha, Lawrence	1927-29
Chaltas, James	1967-69
Chambers, Jermaine	1993-96
Chambers, Lee	2007-11
Chambless, Bill	1965-67
Chappas, James	1945
Chauvet, Jack	1968-70
Chesna, Lou	1937
Chickillo, Anthony	2011
Chickillo, Nick	1951-52
Chickillo, Tony	1979-82
Chudzinski, Rob	1988-90
Chuprevich, Joe	1942
Chwalik, Walter	1949-51
Cifra, Don	1962-64
Clancy, Don	1964
Clark, Bernard	1986-89
Clark, Howard	1999-2002
Clark, Tom	1959
Claud, Charlie	1975-77
Clausell, Dietrich	1991-93
Clement, Ryan	1994-97
Clements, Eduardo	2010-11
Cleveland, Asante	2010-11
Cline, Tony	1967-69
Coates, Russell	1940-42
Cobb, Donald	1947-49
Cobia, Kyle	2001-04
Cochrane, Kelly	1969-71
Cochran, Rick	1982
Cohen, Alvin	1938
Cohen, Seymour	1940
Coleman, Gene	1977-79
Coley, Tony	1993-96
Colip, Tom	1968
Collier, Thearon	2008-09
Collins, Hank	1967-68
Collins, Ryan	1992-95
Comendeiro, Juan	1980-84
Condon, Thomas	1937
Conley, Leonard	1987-90

LETTERMEN

Conners, Dan	1961-63	DelGrano, Edward	1945
Constantino, Anthony	1951-52	Del Vecchio, Pat	1996, 98-99
Cook, Cecil	1933-35	Della Valle, Robert	1952-55
Cook, Charles	1978-80	DeLonga, Leonard	1947
Cook, Glenn	2004-06, 2008	DeMarco, Mario	1945-48
Cooper, Graig	2007-10	Demopoulos, George	1973-75
Cooper, Mark	1978, 80-82	Dennis, Chris	1974-77
Cooper, Willie	2004-07	Dennison, Glenn	1981-83
Copeland, Horace	1990-92	Dentel, Robert	1960-62
Corbin, Ken	1965-67	Dermigny, Samuel	1945-47
Corcoran, John	1938-39	DeRoss, Bill	1967-68
Corey, Walter	1957, 59	deShaw, Ricou	1976
Corker, Clarence	1973-74	DeTroia, Tony	1956
Cornileus, Tyrone	2010-11	Devereaux, William	1950
Corrigan, Phil	1972-73	DeVore, Chuck	1955-56
Corrigan, William	1945	Diamond, Bill	1959-61
Cortes, Julio	1983-84	Diamond, Charles	1956-58
Cosden, Craig	1975-77	Diamond, William	1950-51
Costa, Frank	1991-94	Diaz, Gabriel	2006
Costello, John	1958	DiBuono, Carl	1945
Coughlin, Dan	1958	Dice, David	1965-67
Coughlin, Tom	1964-65	Dicker, Jack	1935-36
Courtney, Cliff	1927-29	Dielens, Gus	1944
Covington, Scott	1995-98	DiGiammarino, Larry	1958, 60
Cox, Greg	1984-87	Ditthardt, David	1981-84
Cox, James	1965-67	Dittmar, Jim	1972
Crawford, James	1957-59	Dixon, Antonio	2005-08
Crissy, Mike	1993-95	Dixon, Joseph	1937-39
Cristiani, Tony	1971-73	Dixon, William	1942, 47
Cristobal, Luis	1988-90	Domke, Robert	1966
Cristobal, Mario	1989-92	Donahoo, "Peanuts"	1933
Cronin, Joseph	1931	Dooley, Jim	1949-51
Crosland, Andy	1996-99	Dorn, Andrew	1970
Crowe, Luke	1930-31	Dorsett, Phillip	2011
Crowell, Shannon	1987-90	Dorsey, Ken	1999-2002
Crudup, Derrick	2001-04	Dorshimer, Don	1953, 56
Crum, Maurice	1987-90	Douglas, John	1937-38, 40
Csaky, Andrew	1936-38	Douglas, Robert	1941-42
Csaky, John	1936	Downes, Robert	1928-31
Cummins, Mike	1970	Doyle, Keith	1945-47
Cunio, Bob	1954-56	Duggan, Bob	1974-75
Curci, Fran	1957-59	Dunlop, Art	1947
Curry, Shane	1988-90	Duncan, Eugene	1938
Curtright, Don	1964-65	Dunckel, Chris	2011
Czaplinski, Richard	1948-50	Dunn, Bo	1970-72
Czipulis, Bob	1966-68	Dunn, Eddie	1936-38
		Dunn, Gary	1973-75
		Dunn, Raymond	1941-42, 46
		Dye, Jimmy	1966-67
		Dye, Dyron	2009-11

D

Daanen, Jerry	1965-67
Daly, Daren	2006-07
Daly, Mike	1972-74
Dangel, Al	1959-60
Daniels, John	1977-80
Dangerfield, Ken	1999-2001
Daphnis, Gerard	1993-96
Dansky, Walter	1931-34
Davenport, Najeh	1998-2001
David, Sam	1948-50
Davies, Arthur	1947-49
Davis, Doug	1958-59
Davis, Ed	1984-86
Davis, Jeff	1979, 82-83
Davis, Marvin	1993-96
Davis, Romeo	2004-08
Davis, Tanard	2003-05
Dawkins, Dale	1987-89
Deakins, David	1982
Deas, Lonnie	1943
Deiderich, Harry	1957
Del Bello, Jack	1948-50
Delegal, Lucious	1983-84

E

Eastburn, Brian	1978
Eberst, Bruce	1989-92
Edwards, Eddie	1974-76
Eggert, Robert	1959-61
Eisnor, Bill	1943
Eldredge, Dave	1946
Ellis, Donald	1985-88
Ely, Bruce	1974
Epps, Dedrick	2006-09
Erickson, Craig	1987-90
Erwin, Lou	1969
Etheredge, Carlos	1989-92
Evans, John	1976-78
Evans, Leon	1979-81
Evans, Mark	1989
Everett, Kevin	2003-04

F

Fagan, Kevin	1983-85
Fahrney, Emerson	1933
Fantigrassi, Joe	2000-02
Farquharson, Kayne	2007-2008
Farr, DajLeon	2005-07
Feagles, Jeff	1985-87
Feliciano, Jon	2011
Felicione, Frank	1964
Fenton, John	1976, 78-80
Fenwick, William	1930
Fenwick, Bill	1932
Fentress, Nantambu-Akil	2011
Ferguson, Bryan	1975-77
Ferguson, Danyell	1992, 94-96
Ferguson, John	1980
Ferguson, John	1948-49
Ferguson, Ralph	1943
Fernandez, Jack	1980, 83
Fernandez, Jorge	2006
Fernandez, Sam	1960-61
Ferrante, Lou	1942, 46
Fersch, Harry	1962-64
Fetrow, Mike	1974
Fieler, Ralph	1947-50
Figueroa, Joel	2007-11
Finnie, Thomas	2011
Fisher, William	1951-52
Fitzgerald, Markese	1998-2001
Fitzpatrick, Tony	1982-83
Flaharty, Shon	1984
Flanagan, Tim	1978-80
Fleming, Bruce	1982-85
Flynn, Thomas	1947-49
Fogler, Floyd	1932
Folkins, Allan	1966-68
Foote, Norman	1932
Ford, Chase	2010-11
Foreman, Chuck	1970-72
Forston, Marcus	2008-11
Fortay, Bryan	1989
Fortney, Denny	1994-97
Foster, Harvey	1961-63
Fox, Jason	2006-09
Fox, Terrence	1938-40
Fowler, Otis	1989
Francis, Corwin	1991-94
Franklin, Alfred	1927-30
Franklin, Orlando	2007-2010
Franklin, Vegas	2004-07
Franks, Daniel	1997-99
Frantz, William	1945-47
Frazier, Frank	1978-81
Frederick, Anthony	1980
Freeman, Kirby	2005-07
French, Norman	1951-54
Fritzsche, Ron	1959-60
Frohbose, Bill	1971-73
Fulcher, Mondriel	1996-99
Fullerton, Chuck	1967-68
Fullington, Darrell	1984-87
Futch, Jordan	2008-09, 11

G

Gagliardi, George	1941-42
Gaiero, Augustus	1934
Gaines, Jimmy	2010-11
Gaines, Robert	1950
Gaitan, Jorge	1996-98

Gaiter, Tony	1994-96
Galente, Tony	1977-78
Ganong, Ray	1975-76
Garcia, Alex	2003-04
Garcia, Bobby	1987-89
Garcia, Carlos	1995-97
Garden, David	1964
Garrigus, Carl	1952, 54
Gary, Cleveland	1986-88
Gaunt, Steve	1970-72
Geathers, Jason	2000-03
Geatz, Phil	1956-58
Geiger, Joe	1971
Gent, Mark	2002-05
George, Charlie	1949-51
German, Jammi	1993-95
Gerrard, Stephen	1929
Gholston, Nathan	2010-11
Ghaul, Harry	1945-48
Gibson, Chris	1993-96
Jimenez, Julio	1999-2000
Girardi, Joe	2006
Glogowski, Nat	1934-36
Glover, Frank	1974-76
Goedeker, Mike	1978-80
Golden, Derrick	1988-91
Golding, Steve	1974-76
Golloher, Marty	1991
Golmont, Van	1968-70
Gonzalez, Barry	1977-79
Gonzalez, Joaquin	1998-2001
Gonzalez, Jose	1972-74
Gonzalez, Oscar	1967-69
Gooden, Tavares	2003-07
Gordon, Richard	2006-10
Gore, Frank	2001, 2003-04
Gorman, Raymond	1940-42
Gostowski, Henry	1935-36
Gracyk, Edward	1931-33
Grady, Frank	1952
Grady, Steve	1979
Graney, Thomas	1931-32
Grant, Chavez	2006-09
Grau, Erwin	1935
Graves, Archie	1935
Greaves, Gary	1956-58
Green, Cornelius	2000-02
Green, David	1964
Green, Jamaal	1999-2002
Green, Shayon	2010-11
Green, Yatil	1994-96
Greene, Tirrell	1991-94
Greenspan, Sidney	1952
Greer, Casey	1989-92
Greer, Wallace	1932
Griffin, Keith	1980-83
Griffin, McKinney	1977-78
Griffin, Kevin	1969
Griffiths, Rich	1972-74
Grimble, Jalen	2011
Grimes, Robert	1938-39
Guimento, Charles	1937-39
Gunn, Harland	2008-11
Guthrie, Stuart	1970

H

Hackett, Jack	1949-51
Hagen, Arthur	1945
Hagens, Maurice	2011
Haggerty, Mike	1965-66
Haines, Roger	1973-74

LETTERMEN

Lumelski, Zev	1991-94
Lutes, Ed	1950-51
Luttrell, Larry	1994
Lyden, Joe	1949-50
Lyons, Herman	1927-28

M

Mabry, Jerrell	2006-07
MacDowell, Buz	1969-70
MacIntyre, George	1958
Mack, Rod	1996-99
Mack, Tremain	1994-96
Maddox, Maurice	1984, 86
Mahon, Gary	1985-88
Majewski, Bill	1968-69
Makarevich, Frank	1975-76
Maler, Jim	1976
Malley, Jeff	2003-04
Mallios, Harry	1950-52
Malloy, Gordon	1952-54
Mann, Jonathan	2003
Marcantonio, Steve	1972-74
Marion, Fred	1978-81
Mariscal, Dan	1985-86
Mariutto, Don	1950-52
Mark, Greg	1986-89
Markowski, Stan	1959-60
Marler, Sylvan	1945
Marley, Rohan	1992-94
Marshall, Alfonso	2000-03
Marshall, Sheven	1998-99
Martens, Raymond	1930
Martin, Don	1974-75
Martin, Leo	1949-51
Martin, Sylvester	1953-55
Martinez, Willie	1983-84
Marucci, Jason	1990-92
Marve, Robert	2008
Maryland, Russell	1986-90
Marzella, Sam	1942
Mason, George	1975-77
Mastellone, Pete	1948-50
Masters, Brett	1981
Masterson, Robert	1935-37
Mastro, Salvatore	1934-36
Matherson, Paul	1932
Matthes, Dieter	1969-70
Matlock, John	1963-65
Matthews, Gralyn	1975-76
Matthews, Wiley	1969-70
Maulty, Stanley	1961-62
Maxey, Marcus	2002-05
Mayhew, Jon	1959-60
Mazejka, Ernest	1945-47
McCarthy, Colin	2006-07, 2009-10
McCloskey, Jack	1950-51
McClover, Darrell	2000-03
McCray, Teraz	2004-07
McCreary, William	1944
McCrimmon, Steve	1937-39
McCullough, Jason	1995
McCutcheon, Kevin	1985-86
McDermott, Shane	2011
McDonald, Dave	1949
McDonald, Frank	1951-54
McDougal, Robert	1941-42, 46
McDougle, Jerome	2001-02
McDowell, Bubba	1985-88
McFadden, Doug	1985-86
McGahee, Willis	2001-02

McGee, Brandon	2009-11
McGee, Doug	1965-67
McGrath, Joe	2001-03
McGriff, John	1927
McGriff, John	1975-77
McGuire, Stephen	1989-92
McGuirt, Jimmy	1966-67
McIntosh, Roger	2002-05
McKinnie, Bryant	2000-01
McMeans, Tyler	2004-05
McMillan, Dyral	1995-96
McMillan, Kenny	1977-78
McMillian, Jerry	1965
McMurray, Darin	1983-85
McNeal, Shawnbrey	2007-08
McNeil, Ryan	1989-92
McPartland, Will	1998-2000
McVeigh, John	1984-85
Medearis, Rusty	1990-92, 94
Melear, John	1951-52
Mell, John	1944-46
Melwid, John	1955
Mercer, Ivan	1999-2000
Mercier, Richard	1995-96, 98-99
Mercurio, Marion	1928-30
Meriweather, Brandon	2003-06
Michaels, George	1990-91
Mick, Gary	1969, 71
Middleton, John	1931-32
Miller, Bill	1965-67
Miller, Bill	1959-61
Miller, Dan	1978-81
Miller, Eric	1988-91
Miller, Lamar	2010-11
Miller, Phil	1976
Millican, Pat	1977-78
Mills, Austin	1927-28
Mills, Reuben	1959-60
Minie, Steve	1984
Mira, George, Sr.	1961-63
Mira, George, Jr.	1984-87
Mira, Joe	1965-67
Miranda, Jesus	1976-77
Mirilovich, Jon	1957-59
Mirto, Joe	1965-67
Mitchell, Eldridge	1972-73, 75-76
Mitchell, Theron	1958
Mollinea, Al	1981
Moncur, Eric	2005-07
Monroe, Brian	2003-06
Monroe, Earl	1975-77
Monroe, Karl	1976-78
Montanti, Dennis	1964
Mooney, George	1941-42
Moore, Joe	1989-91
Moore, Lenny	1982-83
Moore, Mike	1982-84
Moore, Ryan	2003-06
Morgan, Dan	1997-2000
Morgan, Tim	1973-76
Morris, Stephen	2010-11
Morris, Victor	1983-86
Morse, Derrick	2004-07
Moser, Aaron	1998-2000
Mosketti, Robert	1952
Moskos, Jim	1957
Moss, Santana	1997-2000
Moss, Sinorice	2002-05
Moss, Tyrone	2003-06
Moss, Winston	1983-86
Mosso, Carl	1946-48
Moyer, Ed	1945-48

Mugler, Glenn	1952
Mundrick, Scott	1970
Murphy, Bill	1971
Murray, Krishna	1995
Musante, Andrew	1942
Myers, Chris	2001-04
Myers, Leonard	1997-2000

N

Nanton, Javon	2003-05
Napoli, Chris	2003-04
Nardulli, Frank	1953
Neal, Speedy	1980-83
Nealon, Robert	1942
Neely, Damond	1995, 97-98
Nelms, Cory	2009-10
Nelson, Bob	1978-81
Nettles, Nick	2000
Newbill, Richard	1988-89
Newcomb, Vester	1956-57
Newman, Bob	1946
Nicolas, JoJo	2007-11
Nicolas, Scott	1978-81
Nixon, Herman	1976
Nock, James	1964-65
Nodoline, Frank	1957
Nolan, Robert	1952-55
Noppenberg, John	1937-39
Novak, Andy	1946-49
Novak, Jack	1958-59

O

O'Boyle, Leo	1951
O'Brien, Jim	1927-28
O'Connell, Ken	1971
O'Connor, Paul	1984-86
O'Day, John, Sr.	1930-32
O'Day, John, Jr.	1959-60
O'Gara, Bob	1975-77
Ojomo, Adewale	2008, 2010-11
O'Leary, Jack	1948
O'Mahony, James	1960-62
O'Neal, Maston	1940
O'Neill, John	1985-88
Oespovich, John	1937, 39
Okell, George	1929-30, 32
Oliver, Darryl	1983-86
Oliver, Ed	1953, 55-56
Oliver, Kenny	1985
Olivo, David	1966-68
Olsen, Greg	2004-06
Opalski, Tom	1966-67
Opalsky, Vincent	1967-69
Oram, Hal	1928
Ortega, Buck	2002-05
Ott, John	1932-33, 35
Otto, Jim	1957-59
Owens, Burgess	1970-72

P

Pagley, Vincent	1951-52
Palewicz, Al	1969, 71-72
Palmer, Jeff	1974-76
Panfil, Barry	1987-88
Panker, Joe	1934-36
Panno, Phil	1952
Panther, Mark	1962

Parish, Earnest	1985-88
Parker, Charles	1968-69
Parr, Steve	1971
Parrish, Roscoe	2002-04
Parsons, Van	1961-62
Paskewich, Frank	1937-39
Pasley, Stanley	2003-04
Pata, Bryan	2003-06
Patchan, Matt	1985-87
Patrick, Kevin	1990-93
Patterson, Tom	1991-93
Patton, Martin	1990-91
Paul, Gianni	2011
Payne, Jack	1951-52
Payton, Jarrett	1999, 2001-03
Pearson, Malcolm	1991-94
Peattie, Jon	2003-06
Peasley, John	1980
Pegues, Chad	1995-97
Peguese, Willis	1986-89
Penny, J.C.	1984-86
Pepsin, Thomas	1952-54
Perez, Gregory	1968-69
Perkins, Bill	1971
Perrelli, Matt	2006, 2008-09
Perriman, Brett	1984-87
Perrin, Tom	1944
Perry, David	2011
Perry, Ricky	1992-94, 96
Perryman, Denzel	2011
Peterniche, John	1931-32
Petetti, Carl	1991
Petroski, Joseph	1941
Petrovski, Pete	1933-35
Pharms, Charles	1988-91
Phillips, Kenny	2005-07
Phillips, Randy	2005-07, 2009
Phillips, Stanley	1931-32, 34
Phillips, Willie	1993-94
Pickett, Booker	1993-96
Pickett, Malcolm	1934
Pierce, Jerry	1966-68
Pierre, Olsen	2011
Pigza, Mike	1985-88
Pinckney, Vincent	1944-45
Pinkston, Jim	1973-75
Piper, Wally	1952
Pipho, Matt	2006-09
Pisani, Dominic	1973-74
Pittard, George	1937-39
Plasman, Howard	1941
Plevel, Joe	1956-58
Pokorney, Jim	1978-80
Pollock, Richar	1942
Ponder, Lovon	2005-08
Poole, Bill	1957-58
Poore, James	1937-39
Popovich, Jeff	1996-99
Porter, Curtis	2009-10
Portis, Clinton	1999-01
Pou, Alex	2003-06
Pratt, Thomas	1953-56
Presnell, James	1952
Prewitt, Dane	1992-95
Procida, Sam	1944
Proctor, Basil	1986
Proctor, Ron	1971
Provin, Scott	1986-87
Puckett, Scott	1998-2001
Puglisi, Frank	1931
Pytel, Lew	1968-69

LETTERMEN

Q

Queer, Barry 1964

R

Radford, Henry 1973
 Rajsich, Rob 1977-78
 Rakoczy, Gregg 1983-86
 Ramsbotham, Ernest 1930
 Raski, Stan 1937-39
 Ratesic, Patrick 1963-64
 Reddick, Anthony 2004-06, 2008
 Reed, Edward 1998-2001
 Reeh, Daryl 1971
 Reeves, Gene 1955
 Regis, Micanor 2008-11
 Reichgott, George 1931-33
 Reinhart, Frank 1959-61
 Remmy, Fred 1958-59
 Reyes, Manny 1975-77
 Reynaud, Alan 1972-74
 Reynolds, Jerry 1960-62
 Rhodes, Jevon 1998-00
 Richard, Chuck 1969-71
 Richardson, C.J. 1991-94
 Richt, Mark 1978, 1980-82
 Ridgley, Eugene 1994-97
 Riesman, Albert 1932
 Riley, Mike 1969-70, 72
 Riley, Patrick 1991-94
 Ritchie, Wilmore 1972-74
 Rizzo, Ben 1960-62
 Roan, Lorenzo 1979-81
 Roberts, Alfredo 1984-87
 Roberts, Fred 1981
 Roberts, Kevin 1975-77
 Robertson, Cushman 1930
 Robey, Steve 1970-71
 Robinson, Fred 1981-83
 Robinson, Kylan 2007-10
 Robinson, Luther 2010
 Robinson, Marcus 2008-11
 Robinson, Oscar 1974
 Robinson, Ray 1940-41
 Robinson, Richard 1965-67
 Rochford, John 2004-07
 Rodberg, Allan 1952-55
 Rodgers, Kacy 2010-11
 Rodrigue, Mike 1978-81
 Rodriguez, Joel 2001-04
 Rodriguez, Nelson 1996-97
 Rolle, Antrel 2001-04
 Rolle, Omar 1995, 97
 Romberg, Brett 1999-2002
 Rosbaugh, Bob 1958-59
 Rose, Warren 1934-36
 Rosen, Al 1943
 Rosinski, Steve 1987-88
 Ross, Fred 1972-73
 Rostron, Fred 1930
 Roughen, Rick 1979
 Rouviere, Whitey 1952-55
 Ruel, Golden 1971-72
 Rumph, Mike 1998-01
 Rush, Mark 1979-82
 Russell, Twan 1993-96
 Russo, Art 1948
 Russo, Don 1965-67
 Rutledge, Chris 2005-08
 Ruzomberka, Edward 1941-42, 46

Ryder, Nick 1960-62

S

Saey, Art 1946-48
 Saladino, Tony 1962-64
 Salemi, Nelson 1965-66
 Salinger, Jeff 1978-79
 Salisbury, Don 1937-39
 Sampson, Robert 1997-99
 Sanders, Billy 2010
 Sandie, Bill 1956
 Sandifer, Kirk 1988
 Sands, Ethenic 1999-02
 Sapp, Carl 1938-40
 Sapp, Earl 1941-42
 Sapp, Warren 1992-94
 Savini, Bud 1962-63
 Savoca, Vic 1959-61
 Scarborough, Buddy 1970-71
 Scarnecchia, Sam 1955-56
 Scavella, Steadman 1973-75
 Schaefer, Bill 1986-87
 Schaap, Steve 1968-70
 Schemer, Mike 1939
 Schirmer, Bill 1964-66
 Schmidt, Joe 1968-70
 Schmitt, Paul 1969
 Schneiderbach, Robert 1950-52
 Schneider, James 1967-69
 Schnellenberger, Stu 1982-83
 Schnupp, Eric 1997-99
 Schottenheimer, Kurt 1969-70
 Schuler, Harold 1946-47
 Schultz, Joseph 1952
 Schultz, Leon 1942-43
 Scott, Dennis 1994-97
 Scott, James 1999-02
 Scott, LaVaar 1999-01
 Scott, Rashawn 2011
 Searcy, Leon 1988-91
 Sears, Harold 1971-72
 Sebald, Brandon 2002-04
 Sedley, Tom 1976-78
 Seelig, Mark 1984-86
 Seely, James 1968-69
 Seibel, William 1956
 Seigler, Dexter 1990-93
 Seiple, Todd 1991
 Selmer, Brian 1973-76
 Settembre, Ernest 1945-48
 Settle, Cecil 1944
 Shakespeare, Stanley 1983-84
 Shannon, Randy 1985-88
 Shannon, Xavier 2008
 Sharpe, Bill 1975
 Sharpe, Glenn 2002-03, 2006-07
 Sharpton, Darryl 2005-09
 Shields, John 1954, 56
 Shields, Sam 2006-09
 Shinn, Charles 1934-36
 Shipman, Al 1993-94
 Shirey, Brad 1990-92
 Shiver, Rex 1950-52
 Shockey, Jeremy 2000-01
 Short, Baraka 1991-94
 Shrader, Clive 1947-49
 Siegel, John 1955
 Sievers, Todd 1998, 2000-02
 Sikes, Maurice 2000-03
 Sikora, James 2001-03
 Sileo, Dan 1986

Siler, Frank 1929-31
 Simmons, Malcolm 1977, 79
 Simon, James 1961-62
 Sims, Jack 1962-64
 Sinclair, Ian 1983-84
 Sisk, John 1962-63
 Sisk, Ken 1982-83
 Sissman, Mike 1932-34
 Sixkiller, Andy 1964-65
 Skoog, Karl 1968
 Smatana, John 1981-83
 Smerdel, Joe 1961-63
 Smith, Al 1944-45
 Smith, Andrew 2008-11
 Smith, Brian 1985-86
 Smith, Cannon 2008
 Smith, Dan 1998-99
 Smith, Darius 2011
 Smith, Darrin 1989-92
 Smith, Don 1975-78
 Smith, Elmer 1948
 Smith, Frank 1948, 50-51
 Smith, Kris 2004
 Smith, Mark 1978-80
 Smith, Michael 1996-99
 Smith, Nate 2001
 Smith, Nelson 1995
 Smith, Norman 1930
 Smith, Pee Wee 1988-89
 Smith, Phil 1965-67
 Smith, Ray 1943
 Smith, Roland 1987-90
 Smith, Russell 1963-65
 Smith, Steve 1965-67
 Smith, Tom 1971-72
 Smith, William 1952-53
 Smith, Willie 1984-85
 Snowden, Charles 1946
 Snowden, Crumpton 1938-40
 Snowden, Olin 1932
 Snyder, Paul 1990-92
 Sobeck, John 1944
 Solie, Lloyd 1927-30
 Sopko, Mike 1971
 Sorensen, Dick 1967-69
 Sparks, Hoyt 1962-63
 Spence, Sean 2008-11
 Spencer, Darryl 1988, 90-92
 Spinelli, Nick 1962-63
 Spinelli, Vincent 1945
 Square, John 2001-03
 St-Pierre, Jonathan 2005
 Staffier, Steve 1984, 86
 Stafford, Robert 1950
 Standifer, Jim 1976
 Stange, Kurt 2004
 Stanish, Todd 1984-85
 Stanley, Ed 1977
 Stanley, Joe 1959
 Stanley, Richard 1976
 Stanley, Robert 1965
 Stanton, Robert 1927
 Starks, Duane 1996-97
 Stawarz, Tony 1967-68, 70
 Steiner, William 1938-40
 Stephens, James 1964
 Stephens, Owen 1985
 Stewart, Bob 1955-57
 Stewart, David 1979-81
 Stewart, Demetri 2006
 Stewart, James 1993-94
 Stewart, Michael 2000

Stewart, Terry 1957
 Stinson, Brian 1998-00
 Stockdale, Grant 1938-39
 Stokes, Bob 1966
 Stokes, John 1954
 Stolk, Wilfred 1950-51
 Stone, Dean 1968-70
 Stranahan, Kyle 1990-91
 Stransky, Fred 1968-69
 Strawbridge, Rick 1968-69
 Streeter, Ron 1974
 Streeter, Tommy 2009-11
 Streicher, Gary 1972-73
 Streiter, Bob 1961-62
 Strimble, David 2006-07
 Stubbs, Daniel 1984, 86-87
 Sullivan, Jim 1974
 Sullivan, Mike 1987-90
 Sullivan, Tom 1969-71
 Sunderland, John 1949-50
 Sutter, Robert 1946-47
 Sutton, James 1997-99
 Sutton, Otis 1927-29
 Sutton, Otis B. 1932
 Sutton, Reggie 1983-84
 Swain, John 1977-80
 Swan, Rick 1964
 Swasey, Andrew 2011
 Sweaney, Matt 1996-99
 Sweeting, Walt 1971-73
 Sydnor, Dave 1973-75
 Symonette, Alan 1992-95
 Symonette, Ian 2006-2009

T

Tassotti, Dan 1952-53
 Tatarek, Bob 1965-67
 Taylor, Bob 1968
 Taylor, Bob S. 1970
 Taylor, Jeffrey 1994-97
 Taylor, Rod 1967-68
 Taylor, Sean 2001-03
 Teal, David 1967, 69-70
 Tedder, Phil 1951
 Telemaque, Vaughn 2009-11
 Tella, Tony 2002-05
 Tellison, A.C. 1991-94
 Testaverde, Vinny 1982, 84-86
 Tezanos, Ralph 1974, 76
 Thomas, Derron 2005-08
 Thomas, Joe 1944
 Thomas, Lamar 1989-92
 Thomas, Santonio 2000-01, 03-04
 Thomas, William 1927
 Thompkins, Kendal 2009-11
 Thompson, Dave 1973-75
 Thompson, Gary 1968
 Thompson, Lawrence 1980-82
 Thompson, Sean 1989-91
 Thompson, Tommy 1932-34
 Thompson, Woody 1972-74
 Threat, Greg 2002-05
 Timmons, George 2005
 Timmons, Racey 1960-62
 Timmons, Taylor 1976-77, 79
 Tobey, Ernest 1953-54
 Tobin, John 1939-41
 Tocco, Tony 1965-66
 Tokarski, Gary 1975-76
 Torretta, Geoff 1985-86
 Torretta, Gino 1989-92

LETTERMEN

Totterdale, Bill	1940
Tracy, Phil	1967-68
Trathen, Dick	1944
Tremont, Elmer	1950-51
Triay, Jim	1966-67
Trobliger, Bernard	1940-41
Trocolor, Bob	1968-70
Trosch, Gene	1964-66
Trout, Bill	1967-69
Trower, Dick	1969-71
Trump, A.J.	2006-09
Tucek, John	1964-66
Tucker, Arnold	1943
Tucker, Syii	1992-95
Turchetta, Tom	1970-71
Turner, John	1974-77
Turner, Mike	1967-69
Tuten, Rick	1983-84
Tuttle, Leonard	1927

U

Upperco, Pete	1978-79
Upton, Mike	1964
Urbanowicz, Hank	1966-67
Uribe, Alex	2009

V

Vaccarelli, Anthony	1935-37
Vaccaro, Jim	1945
Vacchio, Mike	1949-50
Valdez, Wilber	1998-99
Valerio, Rick	1975-78
Vanderwende, Kyle	1982-84
Van Dyke, DeMarcus	2007-10
Vari, Armand	1950-52
Varone, John	1955-57
Vasiloff, Bill	1956-57
Vasu, George	1954
Verkuilen, Dave	1960
Vernon, Oliver	2009-11
Vickers, Kipp	1989-92
Vilma, Jonathan	2000-03
Volcy, Jean	2004-05
Vollenweider, James	1959-61
Vujanov, Garry	1970-71

W

Wahnee, Jim	1965-66
Walters, Tracy	1986-88
Walden, Terrell	2005-06
Walford, Clive	2011
Walker, Carl	2000-03
Walker, Keith	1983-84
Walker, Pat	1977-80
Walker, Ronnie	1975-76
Wallace, Don	1956-58
Wallick, Gregg	1974-76
Walsh, Chris	1994
Walsh, Steve	1987-88
Walters, Matt	1999-02
Ward, Alvin	1981-84
Ward, Nick	1995, 97-99
Washington, Brandon	2009-11
Watson, Gordon	1949-50
Watson, John	1970
Watt, Walter	1941-44
Watts, John	1959
Watts, William	1960-61

Wayne, Reggie	1997-2000
Weaver, Bobby	1961
Weaver, Jarrell	2000-03
Weaver, Jermell	2000-01
Webster, Nate	1998-99
Wehner, Mike	1994-97
Weisacosky, Ed	1963-65
Welch, Bill	1982
Werl, Robert	1962-63, 65
Wesley, Steven	2007-09
West, Isaiah	1980-82
Wheeler, Jared	2010-11
Whipple, Spencer	2010-11
White, Corey	2010
White, Ken	1970-72
White, Mike	1975-77
White, Paul	1990-93
White, Phillip	1927
White, Shelton	1945
Wieclaw, Jake	2010-11
Wiggins, Doug	2007
Wignall, Fred	1927-28
Wike, Dave	1939
Wimbs, Cyrim	2007
Wilber, John	1964
Wilfork, Vince	2001-03
Wilkinson, Charlie	1928-29
Wilkins, Ed	1999-02
Williams, Andrew	2001-02
Williams, D.J.	2000-03
Williams, Darryl	1989-91
Williams, David	2001-02
Williams, Eddie	1982-83
Williams, Johnny	1972-74
Williams, Kevin	1990-92
Williams, Leon	2002-05
Williams, Lester	1978-81
Williams, Mike	2011
Williams, Nick	1995-98
Williams, Reed	1928-29
Williams, Robert	1998-01
Williams, Warren	1984-87
Williams, Willie	2005
Wilson, Adrian	1997-98
Wilson, Bob	1961-62
Wilson, Chad	1992-94
Wilson, Jay	1970
Wilson, Jim	1999-02
Wilson, Larry	1959-61
Wilson, Larry	1975-76
Wilson, Larry	1970-71
Wilson, Lee	1946
Wilson, Reggie	1933-34
Wilson, Rex	1964-65
Wimberly, Marcus	1993-96
Wimbs, Cyrim	2004-06
Winslow, Kellen	2001-03
Winston, Eric	2002-05
Wise, Ty	1996-99
Wohleb, Bruce	1973-74
Wolcuff, Nicholas	1934-36
Wollschlager, Anthony	2003-06
Wood, Hayes	1927
Woodus, Robert	1992-94
Woolum, Kerry	1968
Word, Jim	1971
Wright, Alton	2003-04
Wright, Kyle	2004-07
Wright, Leon	1943
Wunder, Bill	1940-41
Wysock, Joe	1973-74

Y

Yaffa, Bernard	1964-65
Yanda, Charles	1960-61
Yarbrough, Bonnie	1956, 58
Youngblood, Reggie	2005-08
Yovicsin, Tony	1946-47

Z

Zachary, Art	1964-65
Zampogna, Francesco	2004-07
Zappala, Greg	1980-82
Zelch, David	1961-62
Zellner, Chris	2005-08

ATTENDANCE

HOME ATTENDANCE

YEAR	G	W/L	TOTAL	AVERAGE
1937	7		65,261	9,323
1938	7		91,118	13,017
1939	8		133,820	16,727
1940	9		151,535	16,837
1941	9		184,840	20,538
1942	8		84,077	10,509
1943	5		70,256	14,051
1944	9		118,357	13,150
1945	9		186,454	20,717
1946	8		233,390	29,173
1947	8		228,796	28,599
1948	8		280,446	35,056
1949	8		319,449	39,931
1950	7		255,626	36,518
1951	8		339,963	42,495
1952	9		248,781	27,642
1953	7		223,259	31,894
1954	7		306,162	43,737
1955	7		321,347	45,907
1956	8		328,672	41,084
1957	8		327,230	40,904
1958	7		235,325	33,618
1959	7		268,718	38,388
1960	8		390,944	48,868
1961	7		289,004	41,286
1962	6		312,030	52,005
1963	7		311,775	44,539
1964	7		250,603	35,800
1965	6		294,979	49,163
1966	6		236,830	39,471
1967	6		295,843	49,307
1968	5		194,460	38,892
1969	7		289,306	41,329
1970	6		155,142	25,857
1971	8		238,294	29,787
1972	5		110,566	22,113
1973	6		191,767	31,961
1974	6		127,066	21,177
1975	6		140,859	23,476
1976	5		86,180	17,236
1977	5		174,209	29,642
1978	4		83,912	20,978
1979	4		104,262	26,065
1980	5		120,007	24,001
1981	6		239,106	39,851
1982	6		180,602	30,100
1983	5		222,839	44,555
1984	5		247,852*	41,309
1985	5		225,353	45,070
1986	6		291,427	48,571
1987	7		377,444	53,920
1988	7		371,742	53,106
1989	6		309,805	51,634
1990	6		372,577	62,096
1991	6		347,785	57,964
1992	6		334,052	55,675
1993	6		287,319	47,887
1994	6		361,986	60,331
1995	6		229,223	38,204
1996	6		249,670	41,612
1997	6		173,495	28,916
1998	6		259,209	43,202
1999	6		235,578	39,263
2000	6		350,578	58,430
2001	6		282,972	46,162
2002	6		417,233	69,539
2003	7		406,945	58,135
2004	6		354,803	59,134
2005	6		271,862	45,310
2006	7		293,359	41,908
2007	7		305,124	43,589
2008	6		277,792	46,299
2009	6		285,306	47,551
2010	6		309,056	51,509
2011	7		393,451	56,207

*Includes home game against Florida in Tampa Stadium

LARGEST HOME CROWDS

	TOTAL	OPPONENT
1.	81,927	Florida State
2.	81,753	Nebraska ¹
3.	81,634	Notre Dame
4.	80,905	Florida State
5.	80,396	Florida State
6.	80,227	Florida
7.	79,932	Florida
8.	79,480	Nebraska ²
9.	78,622	Florida State
10.	78,114	Washington
11.	77,836	Florida State
12.	77,747	Nebraska
13.	77,410	Virginia Tech
14.	77,338	Florida State
15.	77,265	Notre Dame
16.	77,224	Florida
17.	77,010	Florida State
18.	76,640	Notre Dame
19.	76,108	Virginia Tech
20.	75,913	Florida State
21.	75,723	Penn State
22.	75,685	Notre Dame
23.	75,115	Florida State
24.	74,760	Oklahoma ²
25.	74,427	Penn State
26.	74,292	Florida A&M
27.	73,817	Florida
28.	73,622	Boston College
29.	72,549	Nebraska ¹
30.	71,842	Houston
31.	71,451	Oklahoma
32.	70,934	Florida
33.	70,420	Iowa
34.	68,548	Florida A&M
35.	68,077	Notre Dame
36.	67,762	Florida

- 1 — 1984 Orange Bowl Classic (Jan. 2, 1984)
- 2 — 1988 Orange Bowl Classic (Jan. 1, 1988)
- 3 — 1989 Orange Bowl Classic (Jan. 2, 1989)
- 4 — 1995 Orange Bowl Classic (Jan. 1, 1995)

LARGEST CROWDS (ANY SITE)

	TOTAL	OPPONENT	YEAR
1.	109,313	at Penn State	2001
2.	107,745	at Tennessee	2002
3.	105,834	at Michigan	1988
4.	105,454	at Ohio State	2010
5.	105,403	at Michigan	1984
6.	96,704	at Penn State	1992
7.	93,781	vs. Nebraska ¹	2001
8.	90,833	at Florida	2008
9.	86,287	at Ohio State	1977
10.	85,777	at Florida	2002

- 1 — 2002 Rose Bowl (Jan. 3, 2002)

LARGEST ROAD CROWDS

	TOTAL	OPPONENT	YEAR
1.	109,313	Penn State	2001
2.	107,745	Tennessee	2002
3.	105,834	Michigan	1988
4.	105,454	Ohio State	2010
5.	105,403	Michigan	1984
6.	96,704	Penn State	1992
7.	90,833	Florida	2008
8.	86,287	Ohio State	1977
9.	85,777	Florida	2002
10.	85,357	Oklahoma	2007
11.	84,347	Florida State	2005
12.	84,336	Florida State	2003
13.	84,165	Texas A&M	2008
14.	83,661	Penn State	1980
15.	82,322	Florida State	2011
16.	81,077	Florida State	2009
17.	80,967	Florida State	1999
18.	80,350	Florida State	1995
19.	80,165	Florida State	1997
20.	79,500	LSU	1988
21.	77,813	Florida State	1993
22.	77,532	Penn State	1979
23.	76,231	Nebraska	1975
24.	76,217	Michigan State	1989
25.	76,155	Nebraska	1976
26.	75,008	Oklahoma	1985
27.	74,875	Florida	1986
28.	74,653	Texas	1981
29.	74,157	Washington	2000
30.	73,907	Florida	1983
31.	73,500	South Carolina	1986
32.	71,864	Florida	1982
33.	71,189	USC	1968
34.	70,397	Iowa	1992
35.	70,222	West Virginia	1993
36.	67,979	LSU	1966
37.	67,500	LSU	1962

UM ATHLETIC HALL OF FAME

The University of Miami Sports Hall of Fame is nestled on the Coral Gables campus and houses memorabilia and artifacts from over 80 years of Hurricanes athletic excellence. The Hall of Fame was established in 1966, with the Tom Kearns Sports Hall of Fame Building opening in 1989 as a shrine to University of Miami sports legends of the past and present.

The UMSHOF is a non-profit, 501c3 organization whose sole purpose is to promote UM athletics, and recognize those student-athletes, coaches and administrators who have excelled in their sports and brought national and international acclaim to the university through their accomplishments and championships.

The UMSHOF holds an annual induction banquet and golf tournament to raise funds for operation and upkeep of the Hall...tax-deductible donations help showcase these achievements for Hurricanes fans to enjoy for generations to come.

Visit UMSportsHallofFame.com for information on how to donate to the Hall, and hours of operations.

Randy Ableman (diving coach)
 Hal Allen (football coach)
 Patrina Allen (track & field)
 Ottis Anderson (football)
 Jodi Appelbaum Steinbauer (tennis)
 Ray Arky (football)
 Jessie Armstead (football)
 J.D. Arteaga (baseball)
 Woody Austin (golf)
 Dr. Bowman F. Ashe (UM president)
 Rod Ashman (football, basketball)
 Wilbert Bach (sports information)
 Pete Banaszak (football)
 Mike Barnes (football)
 Micheal Barrow (football)
 Rick Barry (basketball)
 Wayne Beckner (basketball)
 Tom Beier (football)
 Bill Bennett (track)
 Lloyd Bennett (track and swimming coach)
 Albert Bentley (football)
 Sharon Berg (swimming)
 Stanley "Skip" Bertman (baseball coach)
 Al Besselink (men's golf)
 Warren Bogle (baseball)
 Don Bosseler (football)
 Bennie Blades (football)
 Octavia Blue (women's basketball)
 Melvin Bratton (football)
 Melissa Briley-Mieras (diving)
 Eddie Brown (football)
 Eric Brown (basketball)
 Jerome Brown (football)
 Janet Buchanan-Kerr (swimming)
 Dr. Charles Burbacher (team doctor)
 Pat Burrell (baseball)
 Andrew Burrow (tennis)
 Jim Burt (football)
 Edward "Red" Cameron (football, boxing)
 Whitey Campbell (football, basketball, baseball, and football and baseball coach)
 Al Carapella (football)
 Rubin Carter (football)
 Sy Chadroff (basketball, baseball)
 Nick Chickillo (football)
 Davian Clarke (track & field)
 Tony Cline (football)
 Julius Cohen (basketball)
 Dan Connors (football)
 Horace Copeland (track)
 Alex Cora (baseball)
 Jim Cox (football)
 Pat Cramer (tennis)
 Tony Cristiani (football)
 Nathaniel Crosby (golf)
 Maurice Crum (football)
 Fran Curci (football, football coach)
 Don Currutt (basketball)
 Paul Dee (athletic director)
 Amy Deem (women's track coach)
 Bill Deering (track and field)
 Dr. Mickey Demos (boxing)
 Paul Desjardins (golf)
 Bill Diaz (swimming coach)
 Eddie Dibbs (tennis)
 Carl DiBernardo (boxing)
 Jim Dooley (football, track)
 Lin Dunn (women's basketball coach)
 Eddie Dunn (football, basketball, baseball, coach)

Gary Dunn (football)
 Ian Duvenhage (women's tennis coach)
 Eddie Edwards (football)
 Judy Eller (golf)
 Craig Erickson (football)
 Dennis Erickson (football)
 Lee Evans (reporter)
 Jorge Fabregas (baseball)
 Kevin Fagan (football)
 Jeff Feagles (football)
 Jaime Fillol (tennis)
 Mike Fiore (baseball)
 Chuck Foreman (football)
 Dawn Frady (swimming)
 Bubba Franks (football)
 Ron Fraser (baseball coach)
 Abe Friedman (basketball)
 George Gallett (sports information)
 Luis Garcia (tennis)
 Greg Garlich (diving)
 Charlie George (football)
 Harry Ghaul (football, baseball)
 Ron Godfrey (basketball coach)
 Tom Gompf (swimming coach)
 Orlando Gonzalez (baseball)
 Joe Grahe (baseball)
 Danny Graves (baseball)
 Dr. Joel Green (baseball)
 Lise Gregory (tennis)
 Matt Gribble (swimming)
 Randy Guerra (baseball)
 Andy Gustafson (football coach, athletic director)
 Jack Hackett (football)
 Bruce Hale (basketball coach)
 Leonard Hamilton (basketball)
 Penny Hammel (women's golf)
 John Hammil (tennis)
 Jack Harding (football coach, athletic director)
 Robin Harmony (women's basketball)
 Dennis Harrah (football)
 Doris Hart (tennis)
 Al Harum (tennis)
 Janet Hass (women's tennis)
 Bill Hawkins (football)
 Neal Heaton (baseball)
 Ted Hendricks (football)
 Jeannie Hebert-Truax (women's basketball)
 Dr. Bill Heuson (golf coach)
 Dick Hickox (basketball)
 Alonzo Highsmith (football)
 Bobby Hill (baseball)
 Randal Hill (football)
 Carlos Huerta (Football)
 Aubrey Huff (baseball)
 Isabella Hutchinson (women's athletics)
 Michael Irvin (football)
 Stan Jakubowski (baseball)
 Edgerrin James (football)
 Calvin James (baseball)
 Don James (football)
 Harvey James (football)
 Tim James (basketball)
 Sam Jankovich (athletic director)
 Jenny Keim Johansen (diving)
 Charles Johnson (baseball)
 Jack Johnson (football)
 Jimmy Johnson (football coach)
 K.C. Jones (football)
 Daphne Jongejans-Bousquet (diving)

Art Kehoe (football, football coach)
 Jim Kelly (football)
 Cortez Kennedy (football)
 Tracy Kerdyk (golf)
 Walter Kichefski (football, coach)
 Bill Kimbrough (football)
 Tom Kearns (football, basketball, boxing)
 Chuck Klein (football)
 Bernie Kosar (football)
 Wayne Krenchicki (baseball)
 Ferne Labati (women's basketball)
 Phil Lane (baseball)
 Don Latimer (football)
 Lenny Layland (diving)
 Ann Laughlin (golf)
 Thom Lehman (baseball)
 Denny Leonard (football, boxing)
 Dale Lewis (tennis coach)
 Ray Lewis (football)
 Steve Lichtner (swimming)
 Ron Lippett (football)
 Jack Losch (football, baseball, track)
 Greg Louganis (diving)
 William "Bunny" Lovett (boxing, coach)
 William C. Lufler (tennis coach)
 Melinda Lyverse (swimming)
 Jorge Maduro (baseball)
 Dr. Harry Mallios (football, athletic director)
 Gordon Malloy (football)
 Rodney Mandelstam (tennis, soccer)
 Fred Marion (football)
 Greg Mark (football)
 Don Mariutto (football)
 Leo Martin (football)
 Russell Maryland (football)
 Pete Mastellone (football)
 Bob Masterson (football, boxing)
 Mike McCoy (basketball)
 Yolanda McCray (track and field)
 Frank McDonald (football)
 Bryant McKinnie (football)
 Ryan McNeil (football)
 Rich Mercier (football)
 Jason Michaels (baseball)
 Bill Miller (football)
 Danny Miller (football)
 George Mira, Sr. (football)
 George Mira, Jr. (football)
 Dan Morgan (football)
 Hart Morris (football, basketball coach)
 Ed Morris (basketball)
 Jim Morris (baseball coach)
 Robbie Morrison (baseball)
 Cathy Morse (golf)
 Jerry Moss (tennis)
 Santana Moss (football)
 Gardnar Mulloy (tennis, and coach)
 Jack Nelson (swimming, and coach)
 Connie Nickel (administration)
 John Noppenberg (football)
 Jim Otto (football)
 Burgess Owens (football)
 Mike Pagliarulo (baseball)
 Dean Panaro (men's swimming and diving)
 Vicki Plowden (women's basketball)
 Tom Pratt (football)
 Larry Pyle (baseball)
 Rick Raether (baseball)
 Joaquim Rasgado (tennis)
 Billy Regan (boxing coach)
 Ronni Reis-Bernstein (tennis)
 Ros Riach (women's tennis)
 Maria Rivera (women's basketball)
 Patti Rizzo (golf)
 Al "Flip" Rosen (football, baseball)
 Gaither Rosser (swimming)
 Tyce Routsom (diving)
 Dr. Francis "Whitey" Rouviere (football, baseball)
 Ed Rubinoff (tennis)
 Gillian Russell (track)
 Art Saey (Boxing, football)

Alex Santos (baseball)
 Warren Sapp (football)
 Frances Savage (women's basketball)
 Sam Scarnecchia (football)
 Howard Schnellenberger (football coach)
 Sid Schwartz (men's tennis)
 Leon Searcy (football)
 Harold Sears (football)
 Pancho Segura (tennis)
 Kevin Sheary (baseball)
 Doug Shields (baseball)
 Archie Slaton (boxing)
 Danny Smith (baseball)
 Darrin Smith (football)
 Don Smith (football)
 Frank Smith (football)
 Sam Sorce (baseball)
 Roberta A. Speer (golf)
 Gene Stage (basketball)
 Daniel Stubbs (football)
 Mike Sullivan (football)
 Tom Sullivan (football)
 Bob Tatarek (football)
 Vinny Testaverde (football)
 Ron Thorne (track)
 John "Red" Tobin (football, basketball)
 Gino Torretta (football)
 Armand "Stitch" Vari (football and coach)
 Jesse Vassallo (swimming)
 Rachel Violet (tennis)
 Steve Walsh (football)
 Marshall Wayne (diving)
 Reggie Wayne (football)
 Ed Weisacosky (football)
 Earl Welbaum (track and field)
 Dave Wike (coach, trainer)
 David Wilkie (swimming)
 Wendy Williams (women's diving)
 Larry Wilson (football, baseball)
 Mike Wittman (men's basketball)
 Nick Wolcuff (football, boxing, wrestling)
 William Wrona (baseball)
 Jodi Yambor (swimming)
 Ernie Yaroshuk (baseball)

INDIVIDUAL RECORDS

RUSHING

ATTEMPTS

GAME

39 — Ottis Anderson at Florida, 1978;
Edgerrin James vs. UCLA, 1998;
Willis McGahee vs. Virginia Tech, 2002

SEASON

282 — Willis McGahee, 2002 [1,753 yards]

CAREER

691 — Ottis Anderson, 1975-78 [3,331 yards]

YARDS

GAME

299 — Edgerrin James vs. UCLA, 1998 [39 att.]

SEASON

1,753 — Willis McGahee, 2002 [282 att.]

CAREER

3,331 — Ottis Anderson, 1975-78 [691 att.]

YARDS PER ATTEMPT

GAME

MINIMUM 4 ATTEMPTS

39.3 — Jack Losch vs. Bucknell, 1955 [4 att., 157 yards]

SEASON

MINIMUM 25 ATTEMPTS

10.01 — Al Shipman, 2001 [45 att., 450 yards]

YARDS PER GAME

SEASON

MINIMUM 9 GAMES

134.8 — Willis McGahee, 2002 [13 games; 1,753 yards]

TOUCHDOWNS

GAME

6 — Willis McGahee vs. Virginia Tech, 2002

SEASON

28 — Willis McGahee, 2002

CAREER

35 — Stephen McGuire, 1989-92

CONSECUTIVE GAMES WITH A TD

SEASON

10 — Willis McGahee, 2002

100-YARD GAMES

SEASON

10 — Willis McGahee, 2002

CAREER

14 — Clinton Portis, 1999-2001

CONSECUTIVE 100-YARD GAMES

CAREER

6 — Willis McGahee, 2002; Edgerrin James, 1998

PASSING

ATTEMPTS

GAME

54 — Ryan Collins vs. Memphis, 1993 [32 comp.];
Brock Berlin vs. West Virginia, 2003 [37 comp.]

SEASON

416 — Bernie Kosar, 1984 [262 comp.]

CAREER

1,170 — Jacory Harris, 2008-11 [703 comp.]

COMPLETIONS

GAME

37 — Brock Berlin vs. West Virginia, 2003 [54 att.]

SEASON

262 — Bernie Kosar, 1984 [416 att.]

CAREER

703 — Jacory Harris, 2008-11 [1,170 att.]

COMPLETION PERCENTAGE

SEASON

MINIMUM 100 ATTEMPTS

65.0 — Jacory Harris, 2011 [195-300]

CAREER

MINIMUM 250 ATTEMPTS

62.5 — Bernie Kosar, 1983-84 [463-743]

CONSECUTIVE COMPLETIONS

GAME

14 — Vinny Testaverde vs. Oklahoma, 1986

YARDS

GAME

485 — Gino Torretta vs. San Diego State, 1991 [23-44]

SEASON

3,642 — Bernie Kosar, 1984 [262-416]

CAREER

9,565 — Ken Dorsey, 1999-2002 [668-1,153]

TOUCHDOWNS

GAME

5 — Bernie Kosar vs. Cincinnati, 1984;
Steve Walsh vs. Cincinnati, 1988;
Ken Dorsey vs. Boston College, 2000;
Brock Berlin at NC State, 2004;
Kyle Wright at Wake Forest, 2005

SEASON

29 — Steve Walsh, 1988

CAREER

86 — Ken Dorsey, 1999-2002

200-YARD GAMES

SEASON

11 — Steve Walsh, 1988; Vinny Testaverde, 1985

CAREER

28 — Ken Dorsey, 1999-2000

CONSECUTIVE 200-YARD GAMES

CAREER

12 — Steve Walsh, 1987-88; Vinny Testaverde, 1985-86

300-YARD GAMES

SEASON

8 — Bernie Kosar, 1984

CAREER

10 — Gina Torretta, 1989-92

CONSECUTIVE PASSES WITHOUT INT

GAME

50 — Gino Torretta vs. Arizona, 1991;
Steve Walsh vs. Arkansas, 1988

CAREER

193 — Ken Dorsey, 1999-2000

RECEIVING

RECEPTIONS

GAME

12 — Willie Smith vs. Maryland, 1984 [128 yards]

SEASON

72 — Leonard Hankerson, 2010 [1,156 yards]

CAREER

173 — Reggie Wayne, 1997-2000 [2,510 yards]

CONSECUTIVE GAMES WITH A RECEPTION

CAREER

36 — Reggie Wayne, 1997-2000

YARDS

GAME

220 — Eddie Brown vs. Boston College, 1984 [10 rec.]

SEASON

1,156 — Leonard Hankerson, 2010 [72 rec.]

CAREER

2,546 — Santana Moss, 1997-2000 [143 rec.]

TOUCHDOWNS

GAME

3 — Santana Moss at Rutgers, 1998; Tony Gaiter vs. Pittsburgh, 1996; Lamar Thomas vs. Texas Tech, 1990

SEASON

13 — Leonard Hankerson, 2010

CAREER

26 — Michael Irvin, 1985-87

CONSECUTIVE GAMES WITH A TD

SEASON

8 — Michael Irvin, 1988

TOTAL OFFENSE

TOTAL YARDS

GAME

474 — Gino Torretta vs. SDSU, 1991 [-11 rush, 485 pass]

SEASON

3,412 — Bernie Kosar, 1984 [-230 rush; 3,642 pass]

CAREER

9,486 — Ken Dorsey, 1999-2002 [-79 rush; 9,565 pass]

ALL-PURPOSE

TOTAL YARDS

SEASON

2,108 — Willis McGahee, 2002

CAREER

4,394 — Santana Moss, 1997-2000

INDIVIDUAL LEADERS

SCORING

TOTAL TOUCHDOWNS

GAME
6 — Willis McGahee vs. Virginia Tech, 2002 [6 rush]
SEASON
28 — Willis McGahee, 2002
CAREER
35 — Stephen McGuire, 1989-92; Edgerrin James, 1996-98

FIELD GOALS MADE

GAME
5 — Jon Peattie vs. West Virginia, 2003
SEASON
22 — Jon Peattie, 2003
CAREER
73 — Carlos Huerta, 1988-91

FIELD GOAL PERCENTAGE

SEASON
92.9 — Dane Prewitt, 1994 [13-14]

CONSECUTIVE FIELD GOALS MADE

CAREER
13 — Dane Prewitt, 1994

PAT KICKS MADE

GAME
9 — Andy Crosland vs. East Tennessee State, 1998 [9 att.];
Todd Sievers vs. Florida A&M, 2002 [9 att.]
CAREER
178 — Carlos Huerta, 1988-91

DEFENSE

TOTAL TACKLES

SEASON
164 — Ed Weisacosky (E), 1965
CAREER
532 — Dan Morgan (LB), 1997-2000

SOLO TACKLES

SEASON
End: 112 — Ed Weisacosky, 1965
Tackle: 98 — Rubin Carter, 1973
Middle Guard: 100 — Jim Burt, 1979
Linebacker: 104 — James O'Mahoney, 1962
Middle Linebacker: 95 — Ray Lewis, 1995
Cornerback: 73 — Tom Beier, 1966
Safety: 76 — Brandon Meriweather, 2005

CAREER

End: 227 — Ted Hendricks, 1966-68
Tackle: 210 — Ted Hendricks, 1966-68
Middle Guard: 177 — Ted Hendricks, 1966-68
Linebacker: 309 — Ted Hendricks, 1966-68
Cornerback: 127 — Ted Hendricks, 1966-68
Safety: 182 — Ted Hendricks, 1966-68

ASSISTED TACKLES

SEASON
End: 57 — Bill Hawkins, 1987
Tackle: 53 — Greg Mark, 1987
Middle Guard: 50 — Jerry Reynolds, 1961
Linebacker: 80 — Rod Carter, 1987
Middle Linebacker: 68 — George Mira Jr., 1987
Cornerback: 45 — Tolbert Bain, 1987
Safety: 83 — Greg Threat, 2004

CAREER

End: 139 — Daniel Stubbs, 1984-87
Tackle: 98 — Derwin Jones, 1984-87
Middle Guard: 86 — Jim Burt, 1977-80
Linebacker: 223 — Dan Morgan, 1997-2000
Cornerback: 80 — Tolbert Bain, 1984-87
Safety: 152 — Fred Marion, 1978-81

INTERCEPTIONS

GAME
3 — by 11 players; most recently by
Kenny Phillips vs. Duke, 2006
SEASON
10 — Bennie Blades, 1986 [128 yards];
Sean Taylor, 2003 [184 yards]
CAREER
21 — Edward Reed, 1998-2001 [389 yards]

INTERCEPTION RETURN YARDS

SEASON
201 — Edward Reed, 2001 [9 INT]
CAREER
389 — Edward Reed, 1998-2001 [21 INT]

CONSECUTIVE GAMES WITH INT

CAREER
5 — Bennie Blades, 1986-87; Dexter Siegler, 1992-93

INTERCEPTION RETURNS FOR TD

GAME
2 — Ken Corbin vs. Florida, 1967
CAREER
4 — Edward Reed, 1998-2001

FUMBLE RECOVERIES

GAME
4 — Jim Burt vs. Vanderbilt, 1980
SEASON
5 — LeeRoy Lewis, 1965; Ted Hendricks, 1968;
Mike Barnes, 1972
CAREER
12 — Ted Hendricks, 1966-68

PUNTING

PUNTING AVERAGE

GAME
55.3 — Harry Ghaul vs. Miami (Ohio), 1946 [6 att.]

OPPONENT RECORDS

RUSHING

Attempts: 39 by Craig Heyward, Pittsburgh, 1986 (254 yards)
Rushing Yards: 297 by Curtis Kuykendall, Auburn, 1944 (33)
Longest Run: 83 by Carl Genito, Kentucky, 1948
Rushing Average: 18.3 by Liston Bochette, Rollins, 1949 (146 yds, 8 att)

PASSING

Attempts: 72 (72-42-3) by Luke McCown, Louisiana Tech 2000
Completions: 42 by Luke McCown, Louisiana Tech 2000
Passing Yards: 513 by Cade McNown, UCLA (26 of 35)
Longest Pass Play: 96 by Sam Hollenbach to Darrius Heyward-Bey, Maryland, 2006
Touchdowns: 5 by Cade McNown, UCLA, 1998; Sam Bradford, Oklahoma, 2007

RECEIVING

Receptions: 16 by Fred Gilbert, Houston, 1991

TOTAL OFFENSE

Total Offense: 517 yards by Doug Flutie, Boston College, 1984 (45 rush, 472 pass)

SCORING

Extra Points: 9 by Nate Trout, Syracuse, 1998
Field Goals: 5 by Craig Hentrick, Notre Dame, 1990;
 5 by Gary Cismesia, Florida State, 2007
Longest FG: 58 yards by Kendall Trainor, Arkansas, 1988;
 58 yards by Mason Crosby, Colorado, 2005

PUNTING

Punt Average: 59.0 by Sean Liss, Florida State, 1996 (2)
Longest Punt: 88 yards by John Fritsch, Maryland, 1956

KICKOFF/PUNT RETURNS

Longest Punt Return: 96 yards by Hal Griffin, Florida, 1946
Longest Kick Return: 100 yards by Kevin Johnson, Syracuse, 1998;
 Keith Ross (10) & Dexter Carter (90), Florida State, 1986;
 Mike Esposito, Boston College, 1973;
 Gary Martin, Alabama, 1963;
 Bob Polidor, Villanova, 1946

INTERCEPTIONS

Longest Punt Return: 96 yards by Hal Griffin, Florida, 1946
Interceptions: 3 by Kendrick Burney, North Carolina, 2009;
 Kevin Walker, East Carolina, 1985;
 Jack Eastwood, West Virginia, 1973
Interception Return: 170 yards by Kendrick Burney, North Carolina, 2009

MISCELLANEOUS TEAM

Punt Return Average	14.6	1949
Lowest Punt Return Average	0.2	1989
Kickoff Returns	70	1989
Kickoff Return Yards	1,415	1990
Fewest Kickoff Return Yards	261	1944
Kickoff Return Average	27.2	1996
Lowest Kickoff Return Average	11.7	1941
Pass Interceptions Made	32	1944
Fewest Pass Interceptions Made	5	1950, 2000
Pass Interception Return Yards	410	2010
Fewest Pass Interception Return Yards	9	1954

BOWL RECORDS, TEAM

RUSHING

ATTEMPTS

MOST

Miami: 50 — vs. Alabama, 1990 Sugar Bowl;
vs. Clemson, 1952 Orange Bowl
Opponent: 60 — Alabama, 1993 Sugar Bowl

FEWEST

Miami: 18 — vs. Alabama, 1993 Sugar Bowl
Opponent: 29 — Alabama, 1990 Sugar Bowl

YARDS

MOST

Miami: 269 — vs. NC State, 1998 Micron PC Bowl
Opponent: 297 — NC State, 1998 Micron PC Bowl

FEWEST

Miami: 29 — vs. Nebraska, 1994 Orange Bowl
Opponent: 36 — Virginia Tech, 1966 Liberty Bowl

FIRST DOWNS

MOST

Miami: 14 — vs. Nebraska, 1992 Orange Bowl;
vs. NC State, 1998 Micron PC Bowl
Opponent: 25 — Florida, 2001 Sugar Bowl

FEWEST

Miami: 1 — vs. LSU, 2005 Peach Bowl
Opponent: 3 — Alabama, 1990 Sugar Bowl

TOUCHDOWNS

MOST

Miami: 5 — NC State, 1998 Micron PC Bowl
Opponent: 4 — Colorado, 1967 Bluebonnet Bowl;
Ohio State, 2003 Fiesta Bowl

FEWEST

Miami: 0 — 10 bowls (last time vs. Cal, 2008 Emerald Bowl)
Opponent: 0 — 6 bowls (last time by Nevada, 2006 MPC
Computers Bowl)

PASSING

ATTEMPTS

MOST

Miami: 56 — vs. Alabama, 1993 Sugar Bowl
Opponent: 51 — Florida, 2001 Sugar Bowl

FEWEST

Miami: 2 — vs. Clemson, 1952 Gator Bowl
Opponent: 13 — by Oklahoma, 1988 Orange Bowl;
Alabama, 1993 Sugar Bowl

COMPLETIONS

MOST

Miami: 31 — vs. UCLA, 1985 Fiesta Bowl
Opponent: 27 — by Alabama, 1990 Sugar Bowl

FEWEST

Miami: 0 — vs. Holy Cross, 1946 Orange Bowl
Opponent: 4 — by Alabama, 1993 Sugar Bowl

YARDS

MOST

Miami: 369 — vs. Ohio State, 2003 Fiesta Bowl
Opponent: 312 — by Florida, 2001 Sugar Bowl

FEWEST

Miami: 0 — vs. Holy Cross, 1946 Orange Bowl
Opponent: 18 — by Alabama, 1993 Sugar Bowl

FIRST DOWNS

MOST

Miami: 15 — vs. Nebraska, 1984 Orange Bowl
Opponent: 17 — by Florida, 2001 Sugar Bowl

FEWEST

Miami: 0 — vs. Holy Cross, 1946 Orange Bowl
Opponent: 1 — by Texas, 1991 Cotton Bowl;
Alabama, 1993 Sugar Bowl

TOUCHDOWNS

MOST

Miami: 4 — vs. Texas, 1991 Cotton Bowl
Opponent: 3 — by Alabama, 1990 Sugar Bowl

FEWEST

Miami: 0 — 8 times (last time vs. LSU, 2005 Peach Bowl)
Opponent: 0 — 12 times
(last time by Ohio State, 2003 Fiesta Bowl)

INTERCEPTIONS

MOST

Miami: 5 — vs. NC State, 1998 Micron PC Bowl
Opponent: 5 — by Bucknell, 1935 Orange Bowl;
Penn State, 1987 Fiesta Bowl

FEWEST

Miami: 0 — 4 times (last time vs. Cal, 2008 Emerald Bowl)
Opponent: 0 — 5 times (last time by LSU, 2005 Peach Bowl)

TOTAL OFFENSE/DEFENSE

TOTAL PLAYS

MOST

Miami: 93 vs. Penn State, 1987 Fiesta Bowl
Opponent: 86 by Georgia Tech, 2000 Gator Bowl

FEWEST

Miami: 46 vs. Holy Cross, 1946 Orange Bowl;
vs. LSU, 2005 Peach Bowl
Opponent: 51 by Florida State, 2004 Orange Bowl;
Cal, 2008 Emerald Bowl

YARDS

MOST

Miami: 594 vs. NC State, 1998 Micron PC Bowl
Opponent: 498 by NC State, 1998 Micron PC Bowl

FEWEST

Miami: 153 vs. LSU, 2005 Peach Bowl
Opponent: 125 by Nebraska, 1989 Orange Bowl

TOTAL FIRST DOWNS

MOST

Miami: 34 vs. Nebraska, 1962 Gotham Bowl
Opponent: 31 by NC State, 1998 Micron PC Bowl

FEWEST

Miami: 5 vs. Clemson, 1952 Gator Bowl
Opponent: 7 by Virginia Tech, 1966 Liberty Bowl

FIRST DOWNS BY PENALTY

Miami: 5 vs. Tennessee, 1986 Sugar Bowl
Opponent: 6 by Texas, 1991 Cotton Bowl

FUMBLES LOST

Miami: 3 vs. Ohio State, 2003 Fiesta Bowl
Opponent: 2 8 times (last time by Nebraska, 2002 Rose Bowl)

FUMBLES RECOVERED

Miami: 2 7 times (last time vs. Nebraska, 2002 Rose Bowl)
Opponent: 2 6 times (last time by NC State, 1998 Micron PC
Bowl)

LARGEST MARGIN OF VICTORY

Miami: 43 vs. Texas, 1991 Cotton Bowl (46-3)
Opponent: 37 by LSU, 2005 Peach Bowl (40-3)

PENALTIES

MOST

Miami: 16 vs. Texas, 1991 Cotton Bowl
Opponent: 11 by Tennessee, 1986 Sugar Bowl

FEWEST

Miami: 1 vs. Nebraska, 1962 Gotham Bowl
Opponent: 0 by Clemson, 1952 Gator Bowl

PENALTY YARDS

MOST

Miami: 202 vs. Texas, 1991 Cotton Bowl
Opponent: 125 by Tennessee, 1986 Sugar Bowl

FEWEST

Miami: 5 vs. Nebraska, 1962 Gotham Bowl
Opponent: 0 by Clemson, 1952 Gator Bowl

SPECIAL TEAMS

PUNTS

MOST

Miami: 10 vs. Holy Cross, 1946 Orange Bowl;
vs. Arizona, 1994 Fiesta Bowl
Opponent: 11 by Virginia Tech, 1966 Liberty Bowl

FEWEST

Miami: 1 vs. Nebraska, 1962 Gotham Bowl
Opponent: 1 by LSU, 2005 Peach Bowl

PUNTING YARDS

MOST

Miami: 401 vs. Clemson, 1951 Orange Bowl
Opponent: 391 by Penn State, 1987 Fiesta Bowl

FEWEST

Miami: 35 vs. Nebraska, 1962 Gotham Bowl
Opponent: 20 by Nebraska, 1995 Orange Bowl

BOWL RECORDS, TEAM

PUNT RETURN YARDS

MOST

Miami: 95 vs. Alabama, 1993 Sugar Bowl
Opponent: 85 by Nebraska, 1995 Orange Bowl

FEWEST

Miami: -6 vs. Nebraska, 1995 Orange Bowl
Opponent: 0 by Nebraska, 1962 Gotham Bowl;
by Nebraska, 1989 Orange Bowl; by Nebraska, 1992
Orange Bowl; by Florida, 2001 Sugar Bowl

KICKOFF RETURNS

MOST

Miami: 7 vs. Alabama, 1993 Sugar Bowl;
vs. Arizona, 1994 Fiesta Bowl
Opponent: 8 by NC State, 1998 Micron PC Bowl

FEWEST

Miami: 1 vs. Ohio State, 2003 Fiesta Bowl
Opponent: 0 by LSU, 2005 Peach Bowl

KICKOFF RETURN YARDS

MOST

Miami: 180 vs. Wisconsin, 2009 Champs Sports Bowl
Opponent: 222 by Nebraska, 1962 Gotham Bowl

FEWEST

Miami: 9 vs. Clemson, 1952 Gator Bowl
Opponent: 0 by LSU, 2005 Peach Bowl

FIELD GOALS ATTEMPTED

Miami: 4 vs. Oklahoma, 1992 Orange Bowl; vs. Florida, 2001
Sugar Bowl; vs. Florida State, 2004 Orange Bowl
Opponent: 5 by LSU, 2005 Peach Bowl

FIELD GOALS MADE

Miami: 3 vs. UCLA, 1985 Fiesta Bowl; vs. Nebraska, 1989
Orange Bowl; vs. Oklahoma, 1992 Orange Bowl; vs. Florida,
2001 Sugar Bowl; vs. Florida State, 2004 Orange Bowl
Opponent: 4 by LSU, 2005 Peach Bowl; by Nevada, 2006
MPC Computers Bowl

KICKS BLOCKED

Miami: 2 vs. Arizona, 1994 Fiesta Bowl; vs. Virginia, 1996
Carquest Bowl; vs. Georgia Tech, 2000 Gator Bowl
Opponent: 1 three times (last time by NC State, 1998 Micron
PC Bowl)

SCORING

POINTS

MOST

Miami: 46 vs. Texas, 1991 Cotton Bowl; vs. NC State, 1998
Micron PC Bowl
Opponent: 40 by LSU, 2005 Peach Bowl

FEWEST

Miami: 0 vs. Bucknell, 1935 Orange Bowl; vs. Arizona, 1994
Fiesta Bowl
Opponent: 0 by Manhattan, 1933 Palm Festival; by Clemson,
1952 Gator Bowl; by Nebraska, 1992 Orange Bowl

TOUCHDOWNS

Miami: 6 vs. NC State, 1998 Micron PC Bowl
Opponent: 5 by Duquesne, 1934 Palm Festival; by Nebraska,
1962 Gotham Bowl; by Tennessee, 1986 Sugar Bowl

BOWL RECORDS, INDIVIDUAL

RUSHING

ATTEMPTS

Miami: 30 Larry Jones vs. Nebraska, 1992 Orange Bowl
Opponent: 31 by Fred Cone, Clemson, 1951 Orange Bowl

YARDS

Miami: 156 Edgerrin James vs. NC State, 1998 Micron PC Bowl
Opponent: 186 Jahvid Best, Cal, 2008 Emerald Bowl

TOUCHDOWNS

Miami: 2 by four players;
 last time by Edgerrin James and James Jackson vs. NC State, 1998 Micron PC Bowl
Opponent: 2 by nine players;
 last time by Jahvid Best, Cal, 2008 Emerald Bowl

LONGEST RUN FROM SCRIMMAGE

Miami: 73 Clinton Portis vs. Georgia Tech, 2000 Gator Bowl
Opponent: 72 by Gaston Green, UCLA, 1985 Fiesta Bowl

LONGEST TD RUN FROM SCRIMMAGE

Miami: 73 Clinton Portis vs. Georgia Tech, 2000 Gator Bowl
Opponent: 72 by Gaston Green, UCLA, 1985 Fiesta Bowl

PASSING

ATTEMPTS

Miami: 56 Gino Torretta vs. Alabama, 1993 Sugar Bowl
Opponent: 43 by Gary Hollingsworth, Alabama, 1990 Sugar Bowl

COMPLETIONS

Miami: 31 Bernie Kosar vs. UCLA, 1985 Fiesta Bowl
Opponent: 27 by Gary Hollingsworth, Alabama, 1990 Sugar Bowl

YARDS

Miami: 362 Ken Dorsey vs. Nebraska, 2002 Rose Bowl
Opponent: 252 by Rex Grossman, Florida, 2001 Sugar Bowl

TOUCHDOWNS

Miami: 4 Craig Erickson vs. Texas, 1991 Cotton Bowl
Opponent: 3 by Gary Hollingsworth, Alabama, 1990 Sugar Bowl

INTERCEPTIONS

Miami: 5 Vinny Testaverde vs. Penn State, 1987 Fiesta Bowl
Opponent: 3 by Peter Gardere, Texas, 1991 Cotton Bowl; by Jamie Barnette, NC State, 1998 Micron PC Bowl

LONGEST PASS

Miami: 80 Scott Covington to Santana Moss vs. NC State, 1998 Micron PC Bowl
Opponent: 74 by Nate Longshore to Verran Tucker, Cal, 2008 Emerald Bowl

LONGEST TOUCHDOWN PASS

Miami: 80 Scott Covington to Santana Moss vs. NC State, 1998 Micron PC Bowl
Opponent: 33 by Steve Bono to Mike Young, UCLA, 1985 Fiesta Bowl

OFFENSE

TOTAL OFFENSE

Miami: 362 Ken Dorsey vs. Nebraska, 2002 Rose Bowl
Opponent: 251 by Rex Grossman, Florida, 2001 Sugar Bowl

ALL-PURPOSE YARDS

Miami: 282 Kevin Williams vs. Alabama, 1993 Sugar Bowl (-8 rush, 49 rec., 95 punt, 146 kick)
Opponent: 239 by Gaston Green, UCLA, 1985 Fiesta Bowl (144 rush, 47 rec., 48 kick)

RECEIVING

RECEPTIONS

Miami: 11 Kellen Winslow vs. Ohio State, 2003 Fiesta Bowl
Opponent: 8 by Dez White, Georgia Tech, 2000 Gator Bowl; by O.J. Small, Florida, 2004 Peach Bowl

YARDS

Miami: 199 Andre Johnson vs. Nebraska, 2002 Rose Bowl
Opponent: 110 by Reche Caldwell, Florida, 2001 Sugar Bowl

TOUCHDOWNS

Miami: 2 Glenn Dennison vs. Nebraska, 1984 Orange Bowl; Leonard Conley vs. Nebraska, 1989 Orange Bowl; Wesley Carroll vs. Texas, 1991 Cotton Bowl; Andre Johnson vs. Nebraska, 2002 Rose Bowl
Opponent: 2 by Troy Dickey, Arizona, 1994 Fiesta Bowl

DEFENSE

INTERCEPTIONS

Miami: 4 Jim Dooley vs. Clemson, 1952 Gator Bowl
Opponent: 2 5 times;
 last by Ronde Barber, Virginia, 1996 Carquest Bowl

LONGEST INTERCEPTION RETURN

Miami: 89 Al Hudson vs. Holy Cross, 1946 Orange Bowl
Opponent: 68 by Chris White, Tennessee, 1986 Sugar Bowl

LONGEST FUMBLE RETURN

Miami: 79 Tremain Mack vs. Virginia, 1996 Carquest Bowl
Opponent: 31 Tom Bouie, Arizona, 1994 Fiesta Bowl

SPECIAL TEAMS

PUNTS

Miami: 10 Mike Crissy vs. Arizona, 1994 Fiesta Bowl
Opponent: 9 by John Bruno, Penn State, 1987 Fiesta Bowl

HIGHEST PUNTING AVERAGE

Miami: 46.0 Jeff Feagles vs. Penn State, 1987 Fiesta Bowl (4 punts, 184 yards)
Opponent: 47.7 by Andy Groom, Ohio State, 2003 Fiesta Bowl (6 punts, 286 yards)

LONGEST PUNT

Miami: 55 Brian Monroe vs. LSU, 2005 Peach Bowl
Opponent: 63 by Andy Groom, Ohio State, 2003 Fiesta Bowl

PUNT RETURN YARDS

Miami: 95 Kevin Williams vs. Alabama, 1993 Sugar Bowl
Opponent: 85 by DeJuan Groce, Nebraska, 2002 Rose Bowl

LONGEST PUNT RETURN

Miami: 78 Kevin Williams vs. Alabama, 1993 Sugar Bowl
Opponent: 85 by DeJuan Groce, Nebraska, 2002 Rose Bowl

KICKOFF RETURNS

Miami: 7 Kevin Williams vs. Alabama, 1993 Sugar Bowl
Opponent: 5 by Richard Bell, Nebraska, 1989 Orange Bowl; by Damon Benning, Nebraska, 1995 Orange Bowl; by Kelly Cambell, Georgia Tech, 2000 Gator Bowl; by Josh Davis, Nebraska, 2002 Rose Bowl

KICKOFF RETURN YARDS

Miami: 75 Daryl Jones vs. Florida, 2001 Sugar Bowl
Opponent: 119 by Josh Davis, Nebraska, 2002 Rose Bowl

LONGEST KICKOFF RETURN

Miami: 45 Kevin Williams vs. Texas, 1991 Cotton Bowl
Opponent: 92 by Willie Ress, Nebraska, 1962 Gotham Bowl

SCORING

POINTS

Miami: 14 Nick Ryder vs. Nebraska, 1962 Gotham Bowl (2 rushing TD, 2-point catch)
Opponent: 14 by Thornton, Nebraska, 1962 Gotham Bowl (2 rushing TD, 2-point rush)

TOUCHDOWNS

Miami: 2 by 10 players
 last time by Andre Johnson vs. Nebraska, 2002 Rose Bowl
Opponent: 2 by 15 players
 last time by Jahvid Best, Cal, 2008 Emerald Bowl

FIELD GOALS ATTEMPTED

Miami: 4 by Todd Sievers vs. Florida, 2001 Sugar Bowl; Jon Peattie vs. Florida State, 2004 Orange Bowl
Opponent: 4 by Chris Jackson, LSU, 2005 Peach Bowl; by Brett Jaekle, Nevada, 2006 MPC Computers Bowl

FIELD GOALS MADE

Miami: 3 by Todd Sievers vs. Florida, 2001 Sugar Bowl; Jon Peattie vs. Florida State, 2004 Orange Bowl
Opponent: 4 by Brett Jaekle, Nevada, 2006 MPC Computers Bowl

LONGEST FIELD GOAL

Miami: 56 Greg Cox vs. Oklahoma, 1988 Orange Bowl
Opponent: 51 by John Lee, UCLA, 1985 Fiesta Bowl

PATs ATTEMPTED

Miami: 5 Carlos Huerta vs. Texas, 1991 Cotton Bowl; Andy Crosland vs. NC State, 1998 Micron PC Bowl; Todd Sievers vs. Nebraska, 2002 Rose Bowl
Opponent: 5 by Fuad Reveiz, Tennessee, 1986 Sugar Bowl

PATs MADE

Miami: 4 by several players;
 last by Todd Sievers vs. Nebraska, 2002 Rose Bowl

POINTS BY A KICKER

Miami: 13 Todd Sievers vs. Florida, 2001 Sugar Bowl

INDIVIDUAL LEADERS

RUSHING

ATTEMPTS

CAREER LEADERS

PLAYER	SEASONS	YDS	AVG	ATT
1. Ottis Anderson	1975-78	3,331	4.82	691
2. JJames Jackson	1996-2000	2,953	5.46	541
3. Javarris James	2006-09	2,162	4.29	505
4. Edgerrin James	1996-98	2,960	6.24	474
5. Graig Cooper	2007-10	2,383	5.12	465
6. Danyell Ferguson	1992, 1994-96	2,214	4.88	454
7. Stephen McGuire	1989-92	1,953	4.34	450
8. Clinton Portis	1999-2001	2,523	5.73	440
9. Tyrone Moss	2003-06	1,942	4.71	412
10. Javarris Jame	2006-08	1,670	4.08	402

SEASON LEADERS

PLAYER	SEASON	YDS	AVG	ATT
1. Willis McGahee	2002	1,753	6.22	282
2. Edgerrin James	1998	1,416	5.85	242
3. Lamar Miller	2011	1,272	5.60	227
4. Ottis Anderson	1978	1,266	5.65	224
5. Clinton Portis	2001	1,200	5.45	220
6. Ottis Anderson	1976	918	4.31	213
7. Danyell Ferguson	1995	1,069	5.04	212
8. James Jackson	2000	1,006	5.01	201
9. Frank Gore	2004	945	4.80	197
10. Chuck Foreman	1971	951	4.98	191

YARDS

CAREER LEADERS

PLAYER	SEASONS	ATT	AVG	YDS
1. Ottis Anderson	1975-78	691	4.82	3,331
2. Edgerrin James	1996-98	474	6.24	2,960
3. James Jackson	1996-2000	541	5.46	2,953
4. Clinton Portis	1999-2001	440	5.73	2,523
5. Graig Cooper	2007-10	465	5.12	2,383
6. Danyell Ferguson	1992, 1994-96	454	4.88	2,214
7. Javarris James	2006-09	505	4.29	2,162
8. Willis McGahee	2001-02	351	5.89	2,067
9. Frank Gore	2001-04	348	5.68	1,975
10. Stephen McGuire	1989-92	450	4.34	1,953

SEASON LEADERS

PLAYER	SEASON	ATT	AVG	YDS
1. Willis McGahee	2002	282	6.22	1,753
2. Edgerrin James	1998	242	5.85	1,416
3. Lamar Miller	2011	227	5.60	1,272
4. Ottis Anderson	1978	224	5.65	1,266
5. Clinton Portis	2001	220	5.45	1,200
6. Edgerrin James	1997	184	5.97	1,098
7. Danyell Ferguson	1995	212	5.04	1,069
8. James Jackson	2000	201	5.01	1,006
9. Jarrett Payton	2003	182	5.41	985
10. Chuck Foreman	1971	191	4.98	951

YEARLY LEADERS

YEAR	PLAYER	ATT	YDS	AVG
1947	Harry Ghaul	53	310	5.9
1948	Frank Smith	71	250	3.5
1949	Bob Campbell	98	482	5.0
1950	Jim Dooley	98	532	7.0
1951	Harry Mallios	138	494	4.2
1952	Pud Constantino	81	400	4.9
1953	Gordon Malloy	90	342	3.8
1954	Gordon Malloy	87	492	5.7
1955	Don Bosseler	104	435	4.2
1956	Don Bosseler	161	723	4.5
1957	John Varone	79	460	5.8
1958	Frank Bouffard	77	289	3.8

YEAR	PLAYER	ATT	YDS	AVG
1959	Frank Bouffard	105	387	3.7
1960	Eddie Johns	123	521	4.2
1961	James Vollenweider	112	538	4.8
1962	Nick Ryder	155	702	4.5
1963	Pete Banaszak	97	461	4.8
1964	Russell Smith	84	370	4.1
1965	Pete Banaszak	111	473	4.7
1966	Doug McGee	100	377	3.8
1967	John Acuff	112	572	5.1
1968	Vincent Opalsky	152	446	2.9
1969	Vincent Opalsky	109	453	4.2
1970	Tom Sullivan	156	461	2.7
1971	Chuck Foreman	191	951	4.9
1972	Chuck Foreman	107	484	4.5
1973	Woody Thompson	189	802	4.3
1974	Woody Thompson	78	343	4.4
1975	Ottis Anderson	67	365	5.5
1976	Ottis Anderson	213	918	4.3
1977	Ottis Anderson	187	782	4.1
1978	Ottis Anderson	224	1,266	5.7
1979	Chris Hobbs	105	406	3.9
1980	Lorenzo Roan	152	669	4.4
1981	Lorenzo Roan	111	388	3.3
1982	Keith Griffin	131	473	3.6
1983	Albert Bentley	144	722	5.0
1984	Alonzo Highsmith	146	906	6.2
1985	Warren Williams	89	522	5.9
1986	Alonzo Highsmith	105	442	4.2
1987	Warren Williams	135	673	5.0
1988	Cleveland Gary	117	480	4.1
1989	Leonard Conley	134	529	3.9
1990	Stephen McGuire	150	621	4.1
1991	Stephen McGuire	123	608	4.9
1992	Donnell Bennett	97	421	4.3
1993	James Stewart	112	639	5.7
1994	James Stewart	147	724	4.9
1995	Danyell Ferguson	212	1,069	5.0
1996	Dyral McMillan	111	565	5.1
1997	Edgerrin James	184	1,098	6.0
1998	Edgerrin James	242	1,416	5.9
1999	Clinton Portis	143	839	5.9
2000	James Jackson	201	1,006	5.0
2001	Clinton Portis	220	1,200	5.5
2002	Willis McGahee	282	1,753	6.2
2003	Jarrett Payton	182	985	5.4
2004	Frank Gore	197	945	4.8
2005	Tyrone Moss	137	701	5.1
2006	Javarris James	175	802	4.7
2007	Graig Cooper	125	682	5.5
2008	Graig Cooper	171	841	4.9
2009	Graig Cooper	134	695	5.2
2010	Damien Berry	190	899	4.7
2011	Lamar Miller	227	1,272	5.6

YARDS PER CARRY

SEASON LEADERS (MINIMUM 25 ATTEMPTS)

PLAYER	SEASON	ATT	YDS	AVG
1. Al Shipman	1994	45	454	10.09
2. Frank Gore	2001	62	565	9.10
3. Jack Losch	1955	47	426	9.06
4. James Jackson	1997	81	596	7.35
5. John Varone	1955	46	324	7.04
Najeh Davenport	1998	55	388	7.04
7. Larry Jones	1993	57	401	7.02
8. Harry Ghaul	1948	25	175	7.00
Jim Dooley	1950	98	686	7.00
10. John Douglas	1938	27	181	6.70

INDIVIDUAL LEADERS

YARDS PER GAME

SEASON LEADERS		MINIMUM 9 GAMES		
PLAYER	SEASON	G	YDS	AVG
1. Willis McGahee	2002	13	1,753	134.8
2. Edgerrin James	1998	11	1,416	128.7
3. Ottis Anderson	1978	11	1,266	115.1
4. Edgerrin James	1997	10	1,098	109.8
5. Clinton Portis	2001	11	1,200	109.1
6. Lamar Miller	2011	12	1,272	106.0
7. Danyell Ferguson	1995	11	1,069	97.2
8. James Jackson	2000	11	1,006	91.5
9. Chuck Foreman	1971	11	951	86.5
10. Clinton Portis	1999	10	839	83.9

TOUCHDOWNS

CAREER LEADERS		
PLAYER	SEASONS	TD
1. Stephen McGuire	1989-92	35
2. Edgerrin James	1996-98	32
3. Willis McGahee	2001-02	31
4. James Jackson	1997-2000	29
5. Melvin Bratton	1984-87	26
Tyrone Moss	2003-06	26
7. Eddie Dunn	1936-38	25
8. Clinton Portis	1999-2001	21
9. Danyell Ferguson	1992, 1994-96	18
Alonzo Highsmith	1983-86	18
Javarris James	2006-09	18

SEASON LEADERS

PLAYER	SEASON	TD
1. Willis McGahee	2002	28
2. Edgerrin James	1998	17
3. Eddie Dunn	1938	14
4. Harry Ghaul	1945	13
Edgerrin James	1997	13
6. James Stewart	1994	12
Danyell Ferguson	1995	12
Tyrone Moss	2005	12
9. Stephen McGuire	1990	11
James Jackson	1999	11
James Jackson	2000	11

100-YARD GAMES

CAREER LEADERS		
PLAYER	SEASONS	G
1. Clinton Portis	1999-2001	14
Edgerrin James	1996-98	14
3. Ottis Anderson	1975-78	13
4. James Jackson	1997-2000	11
5. Willis McGahee	2001-02	10
6. Lamar Miller	2010-11	9
7. Frank Gore	2001-04	8
8. Tyrone Moss	2003-06	7
9. Damien Berry	2009-10	6
10. Eddie Dunn	1936-38	5
Chuck Foreman	1970-72	5
Alonzo Highsmith	1983-86	5
Danyell Ferguson	1992, 1994-96	5

SEASON LEADERS

PLAYER	SEASON	G
1. Willis McGahee	2002	10
2. Ottis Anderson	1978	8
Clinton Portis	2001	8
4. Edgerrin James	1998	7
Lamar Miller	2011	7
6. Alonzo Highsmith	1984	5
Edgerrin James	1997	5
Clinton Portis	1999	5
9. Chuck Foreman	1971	4
Ottis Anderson	1976	4
Danyell Ferguson	1995	4
James Jackson	2000	4
Damien Berry	2010	4

PASSING

PASSING YARDS

CAREER LEADERS						
PLAYER	SEASONS	ATT	COMP	PCT	YDS	
1. Ken Dorsey	1999-2002	1,153	668	57.9	9,565	
2. Jacory Harris	2008-11	1,170	703	60.1	8,826	
3. Gino Torretta	1989-92	991	555	56.0	7,690	
4. Vinny Testaverde	1982, 1984-86	674	413	61.3	6,058	
5. Craig Erickson	1987-90	752	420	55.9	6,056	
6. Ryan Clement	1994-97	747	443	59.3	6,004	
7. Bernie Kosar	1983-84	743	463	62.3	5,971	
8. Kyle Wright	2004-07	807	478	59.2	5,805	
9. Steve Walsh	1986-88	690	410	59.4	5,369	
10. Jim Kelly	1979-82	676	376	55.6	5,228	

PASSING YARDS

SEASON LEADERS						
PLAYER	SEASON	ATT	COMP	PCT	YDS	
1. Bernie Kosar	1984	416	262	63.0	3,642	
2. Ken Dorsey	2002	393	222	56.5	3,369	
3. Craig Erickson	1990	393	225	57.3	3,363	
4. Jacory Harris	2009	406	242	59.6	3,352	
5. Vinny Testaverde	1985	352	216	61.4	3,238	
6. Steve Walsh	1988	390	233	59.7	3,115	
7. Gino Torretta	1991	371	205	55.3	3,095	
8. Gino Torretta	1992	402	228	56.7	3,060	
9. Ken Dorsey	2000	322	188	58.4	2,737	
10. Brock Berlin	2004	348	195	56.0	2,680	

YEARLY LEADERS

YEAR	PLAYER	ATT	COMP	INT	YARDS
1947	Hal Johnston	38	19	6	239
1948	Jack DelBello	101	45	9	455
1949	Jack Hackett	76	28	8	302
1950	Jack Hackett	107	52	2	612
1951	Jack Hackett	71	34	3	544
1952	Don James	144	82	9	913
1953	Don James	75	39	6	450
1954	Carl Garrigus	47	27	2	305
1955	Sam Scarnecchia	49	31	3	485
1956	Sam Scarnecchia	59	27	5	357
1957	Fran Curci	85	41	6	476
1958	Bonnie Yarbrough	80	32	4	509
1959	Fran Curci	195	100	14	1,068
1960	Eddie Johns	91	54	5	657
1961	George Mira	172	81	6	1,000
1962	George Mira	306	146	18	1,893
1963	George Mira	334	172	14	2,155
1964	Bob Biletnikoff	159	85	7	920
1965	Bill Miller	141	72	10	856
1966	Bill Miller	155	84	11	1,114
1967	David Olivo	140	62	13	729
1968	David Olivo	248	137	15	1,727
1969	Kelly Cochrane	243	121	15	1,673

INDIVIDUAL LEADERS

YEAR	PLAYER	ATT	COMP	INT	YARDS
1970	Kelly Cochrane	287	127	21	1,328
1971	John Hornibrook	179	73	10	1,006
1972	Ed Carney	209	94	15	1,399
1973	Ed Carney	94	41	3	658
1974	Kary. Baker	146	61	13	805
1975	E.J. Baker	130	66	10	999
1976	E.J. Baker	131	64	10	907
1977	E.J. Baker	84	35	6	515
1978	Kenny McMillian	108	53	7	611
1979	Mike Rodrigue	201	94	16	1,197
1980	Jim Kelly	206	109	7	1,519
1981	Jim Kelly	285	168	14	2,403
1982	Mark Richt	149	71	9	838
1983	Bernie Kosar	327	201	13	2,329
1984	Bernie Kosar	416	262	16	3,642
1985	Vinny Testaverde	352	216	15	3,238
1986	Vinny Testaverde	276	175	9	2,557
1987	Steve Walsh	298	176	7	2,249
1988	Steve Walsh	390	233	12	3,115
1989	Craig Erickson	273	147	13	2,007
1990	Craig Erickson	393	225	7	3,363
1991	Gino Torretta	371	205	8	3,095
1992	Gino Torretta	402	228	7	3,060
1993	Ryan Collins	203	117	13	1,605
1994	Frank Costa	313	168	15	2,443
1995	Ryan Clement	201	119	10	1,638
1996	Ryan Clement	272	164	8	2,257
1997	Ryan Clement	267	157	11	2,089
1998	Scott Covington	270	159	8	2,301
1999	Kenny Kelly	259	141	14	1,913
2000	Ken Dorsey	322	188	5	2,737
2001	Ken Dorsey	318	184	9	2,652
2002	Ken Dorsey	393	222	12	3,369
2003	Brock Berlin	352	211	17	2,419
2004	Brock Berlin	348	195	6	2,680
2005	Kyle Wright	307	180	10	2,403
2006	Kyle Wright	250	152	7	1,655
2007	Kyle Wright	241	141	14	1,747
2008	Robert Marve	213	116	13	1,293
2009	Jacory Harris	406	242	17	3,352
2010	Jacory Harris	270	148	15	1,793
2011	Jacory Harris	300	195	9	2,486

ATTEMPTS

CAREER LEADERS

PLAYER	SEASONS	COMP	YDS	ATT
1. Jacory Harris	2008-11	703	8,826	1,170
2. Ken Dorsey	1999-2002	668	9,565	1,153
3. Gino Torretta	1989-92	555	7,690	991
4. Kyle Wright	2004-07	478	5,805	807
5. Craig Erickson	1987-90	420	6,056	752
6. Ryan Clement	1994-97	443	6,004	747
7. George Mira	1961-63	368	5,048	745
8. Bernie Kosar	1983-84	463	5,971	743
9. Brock Berlin	2003-04	406	5,099	700
10. Steve Walsh	1986-88	410	5,369	690

SEASON LEADERS

PLAYER	SEASON	COMP	YDS	ATT
1. Bernie Kosar	1984	262	3,642	416
2. Jacory Harris	2009	242	3,252	406
3. Gino Torretta	1992	228	3,060	402
4. Craig Erickson	1990	225	3,363	393
Ken Dorsey	2002	222	3,369	393
6. Steve Walsh	1988	233	3,115	390
7. Gino Torretta	1991	205	3,095	371
8. Vinny Testaverde	1985	352	3,238	216
Brock Berlin	2003	352	2,419	211
10. Brock Berlin	2004	348	2,680	195

COMPLETIONS

CAREER LEADERS

PLAYER	SEASONS	ATT	YDS	COMP
1. Jacory Harris	2008-11	1,170	8,826	703
2. Ken Dorsey	1999-2002	1,153	9,565	668
3. Gino Torretta	1989-92	991	7,690	555
4. Kyle Wright	2004-07	807	5,805	478
5. Bernie Kosar	1983-84	743	5,971	463
6. Ryan Clement	1994-97	747	6,004	443
7. Craig Erickson	1987-90	752	6,056	420
8. Vinny Testaverde	1982, 1984-86	674	6,058	413
9. Steve Walsh	1986-88	690	5,369	410
10. Brock Berlin	2003-04	700	5,099	406

SEASON LEADERS

PLAYER	SEASON	ATT	YDS	COMP
1. Bernie Kosar	1984	416	3,642	262
2. Jacory Harris	2009	406	3,352	242
3. Steve Walsh	1988	390	3,115	233
4. Gino Torretta	1992	402	3,060	228
5. Craig Erickson	1990	393	3,363	225
6. Ken Dorsey	2002	393	3,369	222
7. Vinny Testaverde	1985	352	3,238	216
8. Brock Berlin	2003	352	2,419	211
9. Gino Torretta	1991	371	3,095	205
10. Bernie Kosar	1983	327	2,329	201

COMPLETION PERCENTAGE

CAREER LEADERS MINIMUM 250 ATTEMPTS

PLAYER	SEASONS	COMP	ATT	PCT
1. Bernie Kosar	1983-84	463	743	62.3
2. Vinny Testaverde	1982, 1984-86	413	674	61.3
3. Jacory Harris	2008-11	703	1,170	60.1
4. Steve Walsh	1986-88	410	690	59.4
5. Ryan Clement	1994-97	443	747	59.3
6. Kyle Wright	2004-07	478	807	59.2
7. Brock Berlin	2003-04	406	700	58.0
8. Ken Dorsey	1999-2002	668	1,153	57.9
9. Ryan Collins	1992-95	165	290	56.9
10. Scott Covington	1995-98	381	497	56.5

SEASON LEADERS MINIMUM 100 ATTEMPTS

PLAYER	SEASON	COMP	ATT	PCT
1. Jacory Harris	2011	195	300	65.0
2. Vinny Testaverde	1986	175	276	63.4
3. Bernie Kosar	1984	262	416	63.0
4. Ken Dorsey	1999	74	120	61.7
5. Bernie Kosar	1983	201	327	61.5
6. Vinny Testaverde	1985	216	352	61.4
7. Kyle Wright	2006	152	250	60.8
Jacory Harris	2008	118	194	60.8
9. Ryan Clement	1996	164	272	60.3
10. Brock Berlin	2003	211	352	59.9

TOUCHDOWNS

CAREER LEADERS

PLAYER	SEASONS	TD
1. Ken Dorsey	1999-2002	86
2. Jacory Harris	2008-11	70
3. Vinny Testaverde	1982, 1984-86	48
Steve Walsh	1986-88	48
5. Gino Torretta	1989-92	47
6. Craig Erickson	1987-90	46
7. Ryan Clement	1994-97	43
8. Bernie Kosar	1983-84	40
9. Kyle Wright	2004-07	38
10. Brock Berlin	2003-04	34

INDIVIDUAL LEADERS

SEASON LEADERS

	PLAYER	SEASON	TD
1.	Steve Walsh	1988	29
2.	Ken Dorsey	2002	28
3.	Vinny Testaverde	1986	26
4.	Bernie Kosar	1984	25
	Ken Dorsey	2000	25
6.	Jacory Harris	2009	24
7.	Ken Dorsey	2001	23
8.	Craig Erickson	1990	22
	Brock Berlin	2004	22
10.	Vinny Testaverde	1985	21

YEARLY LEADERS

YEAR	PLAYER (POS)	REC	YDS	AVG
1947	Andy Novak (E)	8	146	18.3
1948	Al Hudson (B)	5	190	38.0
1949	Ralph Fieler (E)	14	151	10.8
1950	Tom Jelley (E)	24	399	16.6
1951	Ed Lutes (E)	16	409	25.6
1952	Frank McDonald (TE)	32	418	13.1
1953	Frank McDonald (TE)	20	235	11.8
1954	Frank McDonald (TE)	15	181	12.1
1955	Jack Losch (B)	7	206	29.4
1956	John Varone (B)	10	107	10.7
1957	John Varone (B)	11	108	9.8
1958	Doug Hildebrandt (E)	12	177	14.6
1959	Bill Miller (E)	33	395	12.0
1960	Bill Miller (E)	26	413	15.9
1961	Bill Miller (E)	44	648	14.7
1962	Nick Spinelli (FL)	33	506	15.3
1963	Nick Spinelli (FL)	41	501	12.2
1964	Tom Coughlin (SE)	22	294	13.4
1965	Jerry Daanen (WB)	29	367	12.7
1966	James Cox (SE)	41	627	15.3
1967	James Cox (SE)	39	552	14.2
1968	David Kalina (SE)	43	628	14.6
1969	David Kalina (SE)	45	532	11.8
1970	Joe Schmidt (SE)	37	549	14.8
1971	Witt Beckman (SE)	21	288	13.7
1972	Chuck Foreman (RB)	37	557	15.1
1973	Steve Marcantonio (SE)	35	568	16.2
1974	Steve Marcantonio (SE)	22	337	15.3
1975	Phil August (SE)	25	419	16.7
1976	Larry Cain (WB)	18	444	24.7
1977	Steve Alvers (TE)	14	249	17.8
1978	James Joiner (WR)	15	235	15.7
1979	Larry Brodsky (SE)	30	495	16.5
1980	Larry Brodsky (SE)	33	570	17.3
1981	Larry Brodsky (SE)	37	631	17.3
1982	Rocky Belk (FL)	35	646	18.4
1983	Glenn Dennison (TE)	54	594	11.0
1984	Eddie Brown (SE)	59	1,114	18.9
1985	Michael Irvin (SE)	46	840	18.3
1986	Michael Irvin (SE)	53	868	16.4
1987	Michael Irvin (SE)	44	715	16.3
1988	Andre Brown (SE)	47	746	15.9
1989	Dale Dawkins (FL)	54	833	15.4
1990	Wesley Carroll (SE)	61	952	15.6
1991	Lamar Thomas (SE)	39	623	16.0
1992	Horace Copeland (SE)	47	769	16.4
1993	Chris T. Jones (FL)	51	798	15.6
1994	Chris T. Jones (FL)	39	664	17.0
1995	Jammi German (SE)	41	730	17.8
1996	Yatil Green (FL)	44	746	17.0
1997	Reggie Wayne (SE)	48	640	13.3
1998	Reggie Wayne (SE)	42	629	15.0
1999	Santana Moss (FL)	54	899	16.6
2000	Santana Moss (FL)	45	748	16.6
2001	Jeremy Shockey (TE)	40	519	13.0
2002	Kellen Winslow (TE)	57	726	12.7
2003	Kellen Winslow (TE)	60	605	10.1
2004	Roscoe Parrish (WR)	43	693	16.1
2005	Sinorice Moss (WR)	37	614	16.6
2006	Greg Olsen (TE)	40	489	12.2
2007	Darnell Jenkins (WR)	31	619	20.0
2008	Aldarius Johnson (WR)	31	332	10.7
2009	Leonard Hankerson (WR)	45	801	17.8
2010	Leonard Hankerson (WR)	72	1,156	16.1
2011	Tommy Streeter (WR)	46	811	17.6

RECEIVING

RECEPTIONS

CAREER LEADERS

	PLAYER	SEASONS	YDS	AVG	REC
1.	Reggie Wayne	1997-2000	2,510	14.51	173
2.	Lamar Thomas	1989-92	2,271	15.77	144
3.	Michael Irvin	1985-87	2,423	16.94	143
	Santana Moss	1997-2000	2,546	17.80	143
5.	Leonard Hankerson	2007-10	2,160	16.12	134
6.	Travis Benjamin	2008-11	2,146	16.38	131
7.	Kellen Winslow	2001-03	1,365	11.47	119
8.	Willie Smith	1984-86	1,544	13.20	117
9.	Wesley Carroll	1989-90	1,722	15.11	114
10.	Glenn Dennison	1981-83	1,095	10.33	106

SEASON LEADERS

	PLAYER	SEASON	YDS	AVG	REC
1.	Leonard Hankerson	2010	1,156	16.06	72
2.	Willie Smith	1984	852	12.91	66
3.	Wesley Carroll	1990	952	15.61	61
4.	Kellen Winslow	2003	605	10.08	60
5.	Eddie Brown	1984	1,114	18.88	59
6.	Cleveland Gary	1988	655	11.49	57
	Kellen Winslow	2002	726	12.74	57
8.	Santana Moss	1999	899	16.65	54
	Dale Dawkins	1989	833	15.43	54
	Glenn Dennison	1983	594	11.00	54

RECEIVING YARDS

CAREER LEADERS

	PLAYER	SEASONS	REC	AVG	YDS
1.	Santana Moss	1997-2000	143	17.80	2,546
2.	Reggie Wayne	1997-2000	173	14.51	2,510
3.	Michael Irvin	1985-87	143	16.94	2,423
4.	Lamar Thomas	1989-92	144	15.77	2,271
5.	Leonard Hankerson	2007-10	134	16.12	2,160
6.	Travis Benjamin	2008-11	131	16.38	2,146
7.	Andre Johnson	2000-02	92	19.90	1,831
8.	Eddie Brown	1983-84	89	19.71	1,754
9.	Wesley Carroll	1989-90	114	15.11	1,722
10.	Larry Brodsky	1979-81	100	16.96	1,696

SEASON LEADERS

	PLAYER	SEASON	REC	AVG	YDS
1.	Leonard Hankerson	2010	72	16.10	1,156
2.	Eddie Brown	1984	59	18.88	1,114
3.	Andre Johnson	2002	52	21.00	1,092
4.	Wesley Carroll	1990	61	15.61	952
5.	Santana Moss	1999	54	16.60	899
6.	Michael Irvin	1986	53	16.38	868
7.	Willie Smith	1984	66	12.91	852
8.	Michael Irvin	1985	46	18.21	840
9.	Dale Dawkins	1989	54	15.40	833
10.	Tommy Streeter	2011	46	17.63	811

INDIVIDUAL LEADERS

TOUCHDOWNS

CAREER LEADERS

PLAYER	SEASONS	TD
1. Michael Irvin	1985-87	26
2. Lamar Thomas	1989-92	23
3. Leonard Hankerson	2007-10	22
4. Reggie Wayne	1997-2000	20
Andre Johnson	2000-02	20
6. Santana Moss	1997-2000	19
7. Brian Blades	1984-87	15
8. Eddie Brown	1983-84	14
9. Travis Benjamin	2008-11	13
10. James Cox	1965-67	12
Bubba Franks	1997-99	12

SEASON LEADERS

PLAYER	SEASON	TD
1. Leonard Hankerson	2010	13
2. Michael Irvin	1986	11
3. Lamar Thomas	1992	10
Reggie Wayne	2000	10
Andre Johnson	2001	10
6. Eddie Brown	1984	9
Michael Irvin	1985	9
Andre Johnson	2002	9
9. Andre Brown	1988	8
Santana Moss	1998	8
Kellen Winslow	2002	8
Roscoe Parrish	2004	8
Tommy Streeter	2011	8

TOTAL OFFENSE

TOTAL YARDS

CAREER LEADERS

PLAYER	SEASONS	RUSH	PASS	TOTAL
1. Ken Dorsey	1999-2002	-79	9,565	9,486
2. Jacory Harris	2008-11	-3	8,826	8,823
3. Gino Torretta	1989-92	32	7,690	7,722
4. Craig Erickson	1987-90	-35	6,056	6,021
5. Vinny Testaverde	1982, 1984-86	-320	6,058	5,738
6. Kyle Wright	2004-07	-99	5,805	5,706
7. Ryan Clement	1994-97	-345	6,004	5,659
8. Bernie Kosar	1983-84	-386	5,971	5,585
9. Jim Kelly	1979-82	124	5,228	5,352
10. Steve Walsh	1986-88	-41	5,369	5,328

SEASON LEADERS

PLAYER	SEASON	RUSH	PASS	TOTAL
1. Bernie Kosar	1984	-230	3,642	3,412
2. Craig Erickson	1990	-26	3,363	3,389
3. Ken Dorsey	2002	-39	3,369	3,330
4. Gino Torretta	1991	60	3,095	3,155
5. Jacory Harris	2009	-219	3,352	3,133
6. Steve Walsh	1988	-33	3,115	3,082
7. Vinny Testaverde	1985	-158	3,238	3,080
8. Gino Torretta	1992	-24	3,060	3,036
9. Ken Dorsey	2000	-23	2,737	2,714
10. Ken Dorsey	2001	3	2,652	2,655

ALL-PURPOSE

TOTAL YARDS

CAREER LEADERS

PLAYER	SEASONS	RUSH	REC	RET	TOTAL
1. Santana Moss	1997-2000	277	2,546	1,196	4,394
2. Ottis Anderson	1975-78	3,331	539	395	4,265
3. Travis Benjamin	2008-11	126	2,148	1,602	3,876
4. Graig Cooper	2007-10	2,383	402	1,079	3,864
5. Edgerrin James	1996-98	960	595	35	3,590
6. Eddie Dunn	1936-38	1,778	32	1,666	3,476
7. Chuck Foreman	1970-72	1,631	732	992	3,355
8. James Jackson	1996-2000	2,953	278	0	3,231
9. Tom Sullivan	1969-71	1,541	332	1,132	3,005
10. Alonzo Highsmith	1983-86	1,914	977	44	2,935

SEASON LEADERS

PLAYER	SEASON	RUSH	REC	RET	TOTAL
1. Willis McGahee	2002	1,753	355	0	2,108
2. Ottis Anderson	1978	1,266	47	395	1,708
3. Edgerrin James	1998	1,416	255	0	1,671
4. Santana Moss	2000	201	748	655	1,604
5. Chuck Foreman	1972	484	557	514	1,555
6. Lamar Miller	2011	1,272	85	162	1,519
7. Santana Moss	1999	2	899	601	1,502
8. Chuck Foreman	1971	951	72	444	1,467
9. Graig Cooper	2009	695	132	590	1,417
10. Edgerrin James	1997	1,098	250	35	1,383

SCORING

POINTS SCORED

CAREER LEADERS

PLAYER	SEASONS	POINTS
1. Carlos Huerta	1988-91	397
2. Jon Peattie	2003-06	337
3. Todd Sievers	1998, 2000-02	310
4. Greg Cox	1984-87	302
5. Andy Crosland	1996-99	292
6. Dane Prewitt	1992-95	272
7. Matt Boshier	2008-10	248
8. Danny Miller	1978-81	244
9. Edgerrin James	1996-98	212
10. Stephen McGuire	1989-92	210
10. Melvin Bratton	1984-87	192

SEASON LEADERS

PLAYER	SEASONS	POINTS
1. Willis McGahee	2002	168
2. Todd Sievers	2001	119
3. Edgerrin James	1998	114
4. Carlos Huerta	1988	107
5. Todd Sievers	2002	105
6. Jon Peattie	2003	103
7. Carlos Huerta	1989	101
Carlos Huerta	1990	101
9. Harry Ghaul	1945	100
10. Matt Boshier	2008	94
Greg Cox	1987	94

INDIVIDUAL LEADERS

POINTS SCORED, KICKING

CAREER LEADERS

PLAYER	SEASONS	POINTS
1. Carlos Huerta	1988-91	397
2. Jon Peattie	2003-06	337
3. Todd Sievers	1998, 2000-02	310
4. Greg Cox	1984-87	302
5. Andy Crosland	1996-99	292
6. Dane Prewitt	1992-95	272
7. Matt Boshier	2008-10	248
8. Danny Miller	1978-81	244
9. Chris Dennis	1974-77	156
10. Jeff Davis	1980, 1982-83	133

SEASON LEADERS

PLAYER	SEASON	POINTS
1. Todd Sievers	2001	119
2. Carlos Huerta	1988	107
3. Todd Sievers	2002	105
4. Jon Peattie	2003	103
5. Carlos Huerta	1989	101
Carlos Huerta	1990	101
7. Greg Cox	1987	94
Matt Boshier	2008	94
9. Matt Boshier	2009	92
10. Jon Peattie	2004	90

TOUCHDOWNS

CAREER LEADERS

PLAYER	SEASONS	TD
1. Stephen McGuire	1989-92	35
Edgerrin James	1996-98	35
3. Melvin Bratton	1984-87	32
James Jackson	1996-2000	32
5. Willis McGahee	2001-02	31
6. Santana Moss	1997-2000	29
7. Michael Irvin	1985-87	26
Tyrone Moss	2003-06	26
9. Eddie Dunn	1936-38	25
Alonzo Highsmith	1983-86	25

SEASON LEADERS

PLAYER	SEASON	TD
1. Willis McGahee	2002	28
2. Edgerrin James	1998	19
3. Eddie Dunn	1938	14
Edgerrin James	1997	14
5. Harry Ghaul	1945	13
Danyell Ferguson	1995	13
James Jackson	2000	13
Leonard Hankerson	2010	13
9. James Stewart	1994	12
Tyrone Moss	2005	12

FIELD GOALS MADE

CAREER LEADERS

PLAYER	SEASONS	FGM
1. Carlos Huerta	1988-91	73
2. Jon Peattie	2003-06	64
3. Danny Miller	1978-81	56
4. Greg Cox	1984-87	47
5. Todd Sievers	1998, 2000-02	45
Matt Boshier	2008-10	45
6. Andy Crosland	1996-99	44
7. Dane Prewitt	1992-95	41
8. Chris Dennis	1974-77	31

SEASON LEADERS

PLAYER	SEASON	FGM
1. Jon Peattie	2003	22
2. Carlos Huerta	1988	21
Todd Sievers	2001	21
4. Danny Miller	1981	18
Carlos Huerta	1989	18
Matt Boshier	2008	18
7. Greg Cox	1987	17
Carlos Huerta	1990	17
Carlos Huerta	1991	17
10. Danny Miller	1980	15
Jon Peattie	2004	15
Jon Peattie	2005	15

CONSECUTIVE FIELD GOALS MADE

PLAYER	SEASON(S)	FGM
1. Dane Prewitt	1994	13
2. Carlos Huerta	1989-90	11
3. Jon Peattie	2003	10
4. Carlos Huerta	1988	9
5. Greg Cox	1987	7
Carlos Huerta	1989	7
Jake Wieclaw	2011	7

FIELD GOALS ATTEMPTED

SEASON LEADERS

PLAYER	SEASON	FGA
1. Jon Peattie	2003	28
2. Danny Miller	1981	27
Carlos Huerta	1988	27
4. Jon Peattie	2004	24
5. Greg Cox	1987	22
Carlos Huerta	1989	22
Todd Sievers	2002	22
8. Todd Sievers	2001	26
9. Chris Dennis	1975	21
Carlos Huerta	1990	21
Carlos Huerta	1991	21
Dane Prewitt	1992	21

PAT KICKS MADE

CAREER LEADERS

PLAYER	SEASONS	PAT
1. Carlos Huerta	1988-91	178
2. Todd Sievers	1998, 2000-02	175
3. Andy Crosland	1996-99	163
4. Greg Cox	1984-87	161
5. Dane Prewitt	1992-95	149
6. Jon Peattie	2003-06	145
7. Matt Boshier	2008-10	127
8. Danny Miller	1978-81	76
9. Chris Dennis	1974-77	66
10. Harry Ghaul	1945-48	58
Jeff Davis	1980, 1982-83	58

SEASON LEADERS

PLAYER	SEASON	PAT
1. Todd Sievers	2002	66
2. Todd Sievers	2001	56
3. Todd Sievers	2000	52
4. Andy Crosland	1998	51
5. Matt Boshier	2009	50
Carlos Huerta	1990	50
7. Carlos Huerta	1989	47
8. Greg Cox	1985	46
Andy Crosland	1999	46
10. Jon Peattie	2004	45

INDIVIDUAL LEADERS

CONSECUTIVE PAT KICKS MADE

CAREER LEADERS

PLAYER	SEASONS	PAT
1. Carlos Huerta	1988-91	157
2. Matt Boshier	2008-10	113
3. Jon Peattie	2003-05	99
4. Greg Cox	1984-85	78
5. Jeff Davis	1982-83	54
6. Dane Prewitt	1992-93	51
7. Greg Cox	1986-87	44
8. Andy Crosland	1998-99	40
9. Jake Wieclaw	2011	39
10. Todd Sievers	2001-02	37

SEASON LEADERS

PLAYER	SEASON	PAT
1. Matt Boshier	2009	50
Carlos Huerta	1990	50
3. Carlos Huerta	1989	47
4. Jon Peattie	2004	45
5. Carlos Huerta	1988	44
6. Greg Cox	1987	43
7. Greg Cox	1984	40
Matt Boshier	2008	40
9. Jake Wieclaw	2011	39
10. Greg Cox	1985	38

DEFENSE

TOTAL TACKLES

CAREER LEADERS

PLAYER, POS	SEASONS	TT
1. Dan Morgan, LB	1997-2000	532
2. George Mira Jr., MLB	1984-87	490
3. Scott Nicolas, LB	1978-80	456
4. Micheal Barrow, MLB	1989-92	423
5. Darrin Smith, LB	1989-92	401
6. Ray Lewis, MLB	1993-95	388
7. Jonathan Vilma, MLB	2000-03	377
8. Rod Carter, LB	1985-88	361
9. James Burgess, LB	1993-96	343
10. Ted Hendricks, E	1966-68	327

SEASON LEADERS

PLAYER, POS	SEASON	TT
1. Ray Lewis, LB	1995	160
2. Ray Lewis, LB	1994	152
3. Dan Morgan, LB	1998	150
Nate Webster, LB	1999	150
5. George Mira Jr., MLB	1987	147
6. Ken Sisk, LB	1983	139
7. Dan Morgan, LB	2000	138
8. Greg Threat, S	2004	136
9. Jay Brophy, LB	1982	135
George Mira Jr., MLB	1985	135

YEARLY LEADERS

YEAR	PLAYER, POS	UT	AT	TT
1981	Scott Nicolas, LB	81	43	124
1982	Jay Brophy, LB	89	46	135
1983	Ken Sisk, LB	67	72	139
1984	Bruce Fleming, LB	77	34	111
1985	George Mira Jr., LB	76	59	135
1986	George Mira Jr., LB	61	61	122
1987	George Mira Jr., LB	79	68	147
1988	Maurice Crum, LB	61	49	110
1989	Maurice Crum, LB	51	47	98
1990	Maurice Crum, LB	69	59	128
1991	Darrin Smith, LB	68	58	126
1992	Micheal Barrow, LB	80	51	131
1993	Rohan Marley, LB	50	45	95
1994	Ray Lewis, LB	92	60	152
1995	Ray Lewis, LB	95	65	160
1996	Twan Russell, LB	63	62	125
1997	Dan Morgan, LB	68	37	105
1998	Dan Morgan, LB	78	72	150
1999	Nate Webster, LB	92	58	150
2000	Dan Morgan, LB	92	46	138
2001	Jonathan Vilma, LB	49	24	73
2002	Jonathan Vilma, LB	75	58	133
2003	Jonathan Vilma, LB	81	46	127
2004	Greg Threat (S)	53	83	136
2005	Brandon Meriweathe, S	76	38	114
2006	Jon Beason, LB	60	32	92
2007	Tarvares Gooden, LB	85	34	119
2008	Glenn Cook, LB	44	32	76
2009	Darryl Sharpton, LB	65	41	106
2010	Colin McCarthy, LB	51	68	119
2011	Sean Spence, LB	54	52	106

SACKS

CAREER LEADERS

PLAYER	SEASONS	SACKS
1. Daniel Stubbs	1984-87	39.5
2. Greg Mark	1986-89	34.5
3. Kenny Holmes	1993-96	30.0
4. Jamaal Green	1999-2002	24.0
5. Kevin Patrick	1990-93	23.0
Kenard Lang	1994-96	23.0
7. Bob Nelson	1978-81	22.0
Bill Hawkins	1985-88	22.0
Rusty Medearis	1990-92, 1994	22.0
10. Jerome Brown	1983-86	21.0

SEASON LEADERS

PLAYER	SEASON	SACKS
1. Daniel Stubbs	1986	17.0
2. Greg Marck	1989	15.5
3. Don Latimer	1977	15.0
4. Daniel Stubbs	1985	12.0
Kenard Lang	1996	12.0
Derrick Ham	1998	12.0
7. Kenny Holmes	1996	11.0
Kareem Brown	2006	11.0
9. Russell Maryland	1990	10.5
Warren Sapp	1994	10.5
Calais Campbell	2006	10.5

INDIVIDUAL LEADERS

INTERCEPTIONS

CAREER LEADERS

PLAYER	SEASONS	YARDS	INT
1. Edward Reed	1998-2001	389	21
2. Bennie Blades	1984-87	305	19
3. Jim Dooley	1949-51	149	17
4. Fred Marion	1978-81	174	16
5. Sean Taylor	2001-03	306	14
6. Whitey Rouviere	1952-55	55	13
Gene Coleman	1977-79	103	13
8. Bryan Ferguson	1975-77	142	11
Roland Smith	1987-90	138	11
10. Whitey Campbell	1946-49	64	10
Ronnie Lippett	1980-8	179	10

SEASON LEADERS

PLAYER	SEASON	INT
1. Bennie Blades	1986	10
Sean Taylor	2003	10
3. Gene Coleman	1979	9
Edward Reed	2001	9
5. Edward Reed	2000	8
6. Whitey Rouviere	1954	7
Racey Timmons	1960	7
Bryan Ferguson	1977	7
Fred Marion	1980	7
10. Arnold Tucker	1943	6
Jim Dooley	1951	6
John Bookman	1956	6
Jimmy Dye	1967	6
Fred Marion	1981	6

YEARLY LEADERS

YEAR	PLAYER, POS	INT
1949	Jack del Bello, DB	3
1950	Jack del Bello, DB	5
	Jim Dooley, DB	5
1951	Jim Dooley, DB	10
1952	Three Players	3
1953	Whitey Rouviere, DB	3
	Bill Smith, DB	3
1954	Whitey Rouviere, DB	7
1955	Jack Losch, DB	4
1956	John Bookman, DB	6
1957	Joe Plevel, DB	4
1958	Larry DiGiammarino, DB	4
1959	Fran Curci, DB	3
1960	Ray Timmons, DB	7
1961	Bill Miller, DB	3
1962	Nicholas Ryder, DB	3
	James O'Mahoney, LB	3
1963	John Sisk, DB	2
1964	Art Zachary, DB	3
1965	Andy Sixkiller, DB	3
1966	Tom Beier, DB	4
1967	Jimmy Dye, DB	6
1968	Gregory Perez, DB	3
	Dean Stone, DB	3
1969	Gregory Perez, DB	5
1970	Wayne Lawrence, LB	2
	Kurt Schottenheimer, DB	2
1971	Burgess Owens, CB	5
1972	Paul Horschel, DB	3
	Gary Streicher, DB	3
1973	Ernie Jones, S	5
1974	Mike Archer, CB	3
	Ernie Jones, S	3
1975	Joe Bettencourt, S	2
1976	Bryan Ferguson, CB	4
1977	Bryan Ferguson, CB	7
1978	Three players	3
1979	Gene Coleman, FS	9

1980	Fred Marion, FS	7
1981	Fred Marion, FS	6
1982	Three players	3
1983	Jay Brophy, LB	3
	Ken Calhoun, SS	3
1984	Darrell Fullington, CB	5
1985	Bennie Blades, FS	4
	Don Ellis, CB	4
1986	Bennie Blades, FS	10
1987	Bennie Blades, FS	5
1988	Bobby Harden, SS	4
1989	Roland Smith, CB	6
1990	Darryl Williams, CB	3
1991	Ryan McNeil, CB	5
1992	Dexter Seigler, CB	4
	Paul White, CB	4
1993	Dexter Seigler, CB	4
1994	Carlos Jones, CB	5
1995	Four players	2
1996	Duane Starks, CB	3
1997	Duane Starks, CB	3
1998	Leonard Myers, CB	2
	Edward Reed, FS	2
1999	Mike Rumph, CB	4
	Nate Webster, LB	4
2000	Edward Reed, FS	8
2001	Edward Reed, FS	9
2002	Sean Taylor, FS	4
2003	Sean Taylor, FS	10
2004	Devin Hester, CB	4
2005	Three Players	3
2006	Kenny Phillips, S	4
2007	Randy Phillips, S	3
2008	Four players	1
2009	Three players	2
2010	Three players	3
2011	JoJo Nicolas, DB	2

INTERCEPTION RETURN YARDS

CAREER LEADERS

PLAYER	SEASONS	INT	YARDS
1. Edward Reed	1998-2001	21	389
2. Sean Taylor	2001-03	14	306
3. Bennie Blades	1984-87	19	305
4. Maurice Sikes	2000-03	6	222
5. Dexter Siegler	1990-93	8	208
6. Greg Perez	1968-69	8	182
7. Ronnie Lippett	1980-82	10	179
8. John Bookman	1953-56	9	178
9. Fred Marion	1978-81	16	174
10. Randy Phillips	2005-09	5	170

SEASON LEADERS

PLAYER	SEASON	INT	YARDS
1. Edward Reed	2001	9	206
2. Sean Taylor	2003	10	184
3. Maurice Sikes	2002	3	150
4. Gary Streicher	1972	3	148
5. Dexter Seigler	1992	4	146
6. John Bookman	1956	6	137
7. Arnold Tucker	1943	6	132
8. Bennie Blades	1986	10	128
9. Ken Corbin	1967	2	125
10. Sean Taylor	2002	4	122

INDIVIDUAL LEADERS

INTERCEPTIONS RETURNED FOR TD

CAREER LEADERS

PLAYER	SEASONS	TD
1. Edward Reed	1998-2001	4
2. Sean Taylor	2001-03	3
3. Ken Corbin	1965-67	2
Bennie Blades	1985-87	2
Dexter Seigler	1990-93	2
Carlos Jones	1993-96	2
Leonard Myers	1998-2001	2
Phillip Buchanon	1999-2001	2
Maurice Sikes	2000-03	2

CONSECUTIVE GAMES WITH INT

CAREER LEADERS

PLAYER	SEASONS	G
1. Bennie Blades	1986-87	5
Dexter Seigler	1992-93	5
3. Fred Marion	1980-81	4
Bennie Blades	1986	4
Edward Reed	2000	4
Edward Reed	2001	4
Sean Taylor	2003	4
8. Bryan Ferguson	1977	3
Ryan McNeil	1991	3
Sean Taylor	2003	3

FUMBLE RECOVERIES

CAREER LEADERS

PLAYER	SEASONS	FR
1. Ted Hendricks	1966-68	12
2. Pete Mastellone	1948-50	8
Mike Barnes	1970-72	8
4. George Mira Jr.	1984-87	7
5. Walt Kichefski	1936-39	6
Sam David	1948-50	6
Dick Sorensen	1967-69	6
Al Palewicz	1969-72	6
Jonathan Vilma	2000-03	6

PUNT RETURNS

PUNT RETURN YARDS

CAREER LEADERS

PLAYER	SEASONS	PR	YARDS
1. Santana Moss	1997-2000	77	1,196
2. Eddie Dunn	1936-38	91	1,153
3. Kevin Williams	1990-92	78	939
4. Roscoe Parrish	2002-04	68	900
5. Devin Hester	2003-05	41	638
6. Brett Perriman	1984-87	84	550
7. Al Kasulin	1941-43	42	548
8. Wesley Carroll	1989-90	42	484
9. Phillip Buchanon	1999-2001	32	477
10. Travis Benjamin	2008-11	84	465

PUNT RETURNS FOR TD

CAREER LEADERS

PLAYER	SEASONS	TD
1. Santana Moss	1997-2000	6
2. Devin Hester	2003-05	4
3. Kevin Williams	1990-92	3
4. Gordon Malloy	1952-54	2
Andy Sixkiller	1964-65	2
Phillip Buchanon	1999-2001	2
Roscoe Parrish	2002-04	2
Thearon Collier	2008-09	2

KICK RETURNS

KICK RETURN YARDS

CAREER LEADERS

PLAYER	SEASONS	KR	YARDS
1. Randal Hill	1987-90	54	1,169
2. Travis Benjamin	2008-11	49	1,137
3. Tom Sullivan	1969-71	49	1,121
4. J.C. Penny	1984-86	52	1,088
5. Mark Rush	1979-82	49	1,066
6. Tim Morgan	1973-76	43	1,036
7. Devin Hester	2003-05	40	1,019
8. Chuck Foreman	1970-72	42	882
9. Graig Cooper	2007-10		873
10. Darnell Jenkins	2003-07		746

SEASON LEADERS

PLAYER	SEASON	KR	YARDS
1. Travis Benjamin	2011	25	592
2. Graig Cooper	2009	52	582
3. Tremaine Mack	1996	14	528
4. Jason Geathers	2002	24	521
5. Devin Hester	2003	18	517
6. Randal Hill	1987	19	497
7. Travis Benjamin	2008	22	496
8. Jim Joiner	1979	19	454
9. J.C. Penny	1986	19	452
10. Chuck Foreman	1972	22	435

KICK RETURNS FOR TD

CAREER LEADERS

PLAYER	SEASONS	TD
1. Tim Morgan	1973-76	2
Ottis Anderson	1975-78	2
Devin Hester	2003-05	2
4. John Bahen	1961, 1963	1
Joe Schmidt	1968-70	1
Tom Sullivan	1969-71	1
Mark Rush	1979-82	1
Tremaine Mack	1994-96	1
Lamar Miller	2010-11	1

PUNTING

PUNTING AVERAGE

SEASON LEADERS

PLAYER	SEASON	P	AVG
1. Matt Boshier	2010	59	44.02
2. Freddie Capshaw	2000	49	43.20
3. Pat Barrett	1969	45	43.10
4. Howard Plasman	1941	54	42.70
5. Dalton Botts	2011	48	42.70
6. Matt Boshier	2009	51	42.50
7. Harry Ghoul	1946	57	42.10
8. Freddie Capshaw	2001	36	41.80
9. Brian Monroe	2006	58	41.71
10. Rick Tuten	1984	38	41.60

INDIVIDUAL LEADERS

PARTICIPATION

GAMES PLAYED

CAREER LEADERS

	PLAYER	SEASONS	GP
1.	Brandon Meriweather	2002-06	52
2.	Jon Peattie	2002-06	51
	LaRon Byrd	2008-11	51
3.	William Joseph	1999-2002	50
	Matt Walters	1999-2002	50
	Darnell Jenkins	2003-07	50
	JoJo Nicolas	2007-11	50
6.	Ed Reed	1998-2001	49
	Mike Rumph	1998-2001	49
	D.J. Williams	2000-03	49
	Kelly Jennings	2002-05	49
	Brian Monroe	2003-06	49
	Baraka Atkins	2003-06	49
	Tavares Gooden	2003-07	49
	Travis Benjamin	2008-11	49

CONSECUTIVE GAMES PLAYED

CAREER LEADERS

	PLAYER	SEASONS	G
1.	Jon Peattie	2002-06	51
2.	William Joseph	1999-2002	50
	Matt Walters	1999-2002	50
4.	Ed Reed	1998-2001	49
	Mike Rumph	1998-2001	49
	Kelly Jennings	2002-05	49

GAMES STARTED

CAREER LEADERS

	PLAYER	SEASONS	GS
1.	William Joseph	1999-2002	50
2.	Joaquin Gonzalez	1998-2001	49
3.	Ed Reed	1998-2001	48
4.	Jason Fox	2006-09	47
5.	Dan Morgan	1997-2000	45
	Baraka Atkins	2003-06	45

CONSECUTIVE GAMES STARTED

CAREER LEADERS

	PLAYER	SEASONS	GS
1.	William Joseph	1999-2002	50
2.	Joaquin Gonzalez	1998-2001	49
3.	Dan Morgan	1997-2000	45
4.	Mike Rumph	1998-2001	40

INDIVIDUAL GAME BESTS

RUSHING

ATTEMPTS

PLAYER	OPPONENT, YEAR	ATT
1. Ottis Anderson	at Florida, 1978	39
Edgerrin James	vs. UCLA 1998	39
Willis McGahee	vs. Virginia Tech, 2002	39
4. Clinton Portis	at Boston College, 2001	36
5. Clinton Portis	at Virginia Tech, 2001	34
6. Lorenzo Roan	vs. East Carolina, 1980	33
Edgerrin James	at Florida College, 1997	33
James Jackson	vs. Penn State, 1999	33
9. Woody Thompson	vs. Boston College, 1973	32
Willis McGahee	at West Virginia, 2002	32

RUSHING YARDS

PLAYER	OPPONENT, YEAR	ATT	YDS
1. Edgerrin James	vs. UCLA, 1998	39	299
2. Edgerrin James	at Boston College, 1997	33	271
3. Lorenzo Roan	vs. East Carolina, 1980	33	249
4. Willis McGahee	vs. Virginia Tech, 2002	39	205
5. Willis McGahee	at Florida, 2002	24	204
6. Jason Geathers	vs. Florida A&M, 2002	22	199
7. Frank Gore	at Virginia, 2004	28	195
Tyrone Moss	vs. North Carolina, 2005	24	195
9. Edgerrin James	vs. Rutgers, 1997	30	194
10. James Jackson	vs. Temple, 1997	18	187
Willis McGahee	at Rutgers, 2002	23	187

RUSHING AVERAGE

MINIMUM 4 ATTEMPTS

PLAYER	OPPONENT, YEAR	ATT	AVG
1. Jack Losch	vs. Bucknell, 1955	4	39.3
2. Al Shipman	vs. Georgia Southern, 1994	5	26.0
3. Frank Gore	vs. West Virginia, 2001	6	20.7
4. Walter Watt	vs. St. Louis, 1942	6	20.3
5. Larry Jones	at Pittsburgh, 1993	8	16.9
6. Jack Losch	vs. Boston College, 1955	8	16.3
7. Eddie Dunn	vs. Spring Hill, 1936	8	16.2
8. Eddie Dunn	vs. Georgia State, 1937	11	15.9
9. James Jackson	at Virginia Tech, 1997	9	15.8
10. Clinton Portis	at Washington, 2000	6	15.6

TOUCHDOWNS

PLAYER	OPPONENT, YEAR	TD
1. Willis McGahee	vs. Virginia Tech, 2002	6
2. Bill L'Italien	vs. Piedmont, 1933	5
3. Melvin Bratton	vs. Boston College, 1984	4
Alonzo Highsmith	vs. Notre Dame, 1984	4
Willis McGahee	at Temple, 2002	4
Tyrone Moss	vs. North Carolina, 2005	4

LONGEST RUSH FROM SCRIMMAGE

PLAYER	OPPONENT, YEAR	YDS
1. Jack Losch	vs. Bucknell, 1955	90
2. Larry Jones	vs. Pittsburgh, 1993	88
3. Mike Vacchio	vs. Florida State, 1951	87
4. Danyell Ferguson	vs. Boston College, 1995	85
5. Harry Ghoul	vs. Florida, 1947	82
Al Shipman	vs. Georgia Southern, 1994	82
Clinton Portis	vs. McNeese State 2000	82
8. Joe Plevel	vs. Villanova, 1957	80
Ottis Anderson	vs. Florida State, 1978	80
Edgerrin James	vs. Rutgers, 1997	80

PASSING

COMPLETIONS

PLAYER	OPPONENT, YEAR	ATT	COMP
1. Brock Berlin	vs. West Virginia, 2003	54	37
2. Steve Walsh	vs. Arkansas, 1988	50	33
3. Gino Torretta	vs. San Jose State, 1989	49	32
Craig Erickson	at California, 1990	47	32
Ryan Collins	vs. Memphis, 1993	54	32
6. Steve Walsh	at Notre Dame, 1988	50	31
Gino Torretta	at Iowa, 1992	51	31
8. Bernie Kosar	vs. Maryland, 1984	50	30
9. Bernie Kosar	vs. Pittsburgh, 1984	42	29
10. Jacory Harris	at North Carolina, 2009	50	28
Craig Erickson	at BYU, 1990	52	28
Gino Torretta	vs. West Virginia, 1992	40	28
Gino Torretta	at Syracuse, 1992	43	28
Ken Dorsey	vs. Ohio State, 2002	43	28

ATTEMPTS

PLAYER	OPPONENT, YEAR	COMP	ATT
1. Ryan Collins	vs. Memphis, 1993	32	54
Brock Berlin	vs. West Virginia, 2003	37	54
3. Craig Erickson	at BYU, 1990	28	52
4. Gino Torretta	at Iowa, 1992	31	51
5. Jacory Harris	at North Carolina, 2009	28	50
Bernie Kosar	vs. Maryland, 1984	30	50
Steve Walsh	at Notre Dame, 1988	31	50
Steve Walsh	vs. Arkansas, 1988	33	50
9. Gino Torretta	vs. San Jose State, 1989	32	49
10. Craig Erickson	at California, 1990	32	47
Jacory Harris	vs. Florida State, 2010	19	47

PASSING YARDS

PLAYER	OPPONENT, YEAR	COMP	ATT	YDS
1. Gino Torretta	vs. San Diego State, 1991	23	44	485
2. Gino Torretta	vs. San Jose State, 1989	32	49	468
3. Craig Erickson	at California, 1990	32	47	467
4. Bernie Kosar	vs. Boston College, 1984	25	38	447
5. Gino Torretta	at Iowa, 1992	31	51	433
6. Steve Walsh	at Notre Dame, 1988	31	50	424
Craig Erickson	vs. San Diego State, 1989	27	45	424
8. Ken Dorsey	at West Virginia, 2002	22	36	422
9. Ryan Collins	vs. Memphis State, 1993	32	54	392
10. Jacory Harris	at Florida State, 2009	21	34	386

TOUCHDOWNS

PLAYER	OPPONENT, YEAR	TD
1. Bernie Kosar	vs. Cincinnati, 1984	5
Steve Walsh	vs. Cincinnati, 1988	5
Ken Dorsey	vs. Boston College, 2000	5
Brock Berlin	at NC State, 2004	5
Kyle Wright	at Wake Forest, 2005	5
6. 14 times, most recently: Jacory Harris	vs. Duke, 2008	4

LONGEST PASS PLAY

PLAYERS	OPPONENT, YEAR	YDS
1. Gino Torretta to Horace Copeland	vs. Arkansas, 1991	99
2. Kyle Wright to Sinorice Moss	at Temple, 2005	92
3. V. Testaverde to Alonzo Highsmith	vs. East Carolina, 1985	88
Gino Torretta to Wesley Carroll	vs. Cincinnati, 1989	88
5. Bernie Kosar to Eddie Brown	vs. Cincinnati, 1984	85
Scott Covington to Tony Gaiter	vs. Pittsburgh, 1996	85
7. Scott Covington to Reggie Wayne	vs. Virginia Tech, 1998	84
8. Vinny Testaverde to Brian Blades	vs. Boston College, 1985	82
Frank Costa to Chris T. Jones	vs. Rutgers, 1994	82
10. Frank Smith to Al Hudson	vs. Georgia, 1948	81
Mark Richt to Larry Brodsky	vs. Florida A&M, 1980	81

INDIVIDUAL GAME BESTS

RECEIVING

RECEPTIONS

PLAYER	OPPONENT, YEAR	YDS	REC
1. Willie Smith	vs. Maryland, 1984	128	12
2. Jerry Daanen	vs. LSU, 1965	127	11
Willie Smith	vs. Florida, 1984	152	11
Cleveland Gary	vs. Notre Dame, 1988	130	11
Wesley Carroll	vs. California, 1990	208	11
Wesley Carroll	vs. Syracuse, 1990	97	11
Kellen Winslow	vs. Ohio State, 2002	122	11
8. Eddie Brown	vs. Boston College, 1984	220	10
Willie Smith	vs. Louisville, 1984	124	10
Andre Brown	vs. BYU, 1988	131	10
Wesley Carroll	vs. Florida State, 1989	119	10

RECEIVING YARDS

PLAYER	OPPONENT, YEAR	REC	YDS
1. Eddie Brown	vs. Boston College, 1984	10	220
2. Wesley Carroll	vs. California, 1990	11	208
3. Andre Johnson	vs. Nebraska, 2002	7	199
4. Michael Irvin	vs. East Carolina, 1986	8	194
5. Andre Johnson	vs. Virginia Tech, 2002	6	193
6. Joe Schmidt	vs. Houston, 1969	5	186
7. Andre Johnson	at Syracuse, 2002	6	181
8. Santana Moss	vs. Florida State, 1999	9	180
9. Tommy Streeter	vs. Virginia, 2011	7	176
10. Yatil Green	vs. Virginia Tech, 1995	8	171

TOTAL OFFENSE

TOTAL YARDS

PLAYER	OPPONENT, YEAR	RUSH	PASS	YDS
1. Gino Torretta	vs. San Diego State, 1991	-11	485	474
2. Craig Erickson	vs. California, 1990	5	467	472
3. Gino Torretta	vs. Iowa, 1992	18	433	451
4. Gino Torretta	vs. San Jose State, 1989	-25	468	443
5. Bernie Kosar	vs. Boston College, 1984	-11	447	436
6. Steve Walsh	vs. Notre Dame, 1988	-4	424	420
7. Ryan Collins	vs. Memphis, 1993	25	392	417
8. Ken Dorsey	at West Virginia, 2002	-8	422	414
9. Craig Erickson	vs. San Diego State, 1989	-26	424	398
10. Vinny Testaverde	vs. East Carolina, 1985	-12	385	373

SCORING

TOTAL TOUCHDOWNS

PLAYERS	OPPONENT, YEAR	TD
1. Willis McGahee	vs. Virginia Tech, 2002	6
2. Bill L'Italien	vs. Piedmont, 1933	5
3. Melvin Bratton	vs. Boston College, 1984	4
Alonzo Highsmith	vs. Notre Dame, 1984	4
Willis McGahee	at Temple, 2002	4
Tyrone Moss	vs. North Carolina, 2005	4

PAT KICKS MADE

PLAYER	OPPONENT, YEAR	XPA	XPM
1. Andy Crosland	vs. East Tennessee State, 1998	9	9
Todd Sievers	vs. Florida A&M 2002	9	9
3. Carlos Huerta	vs. Cincinnati, 1989	8	8
Dane Prewitt	vs. San Diego State, 1992	8	8
Dane Prewitt	vs. Georgia Southern, 1994	8	8
Dane Prewitt	vs. Rutgers, 1995	8	8
Todd Sievers	vs. Syracuse, 2001	8	8
Todd Sievers	vs. Washington, 2001	9	8
Todd Sievers	vs. Virginia Tech, 2002	8	8
10. 15 times, most recently: Jake Wieclaw	vs. Duke, 2011	7	7

FIELD GOALS MADE

PLAYERS

PLAYERS	OPPONENT, YEAR	FGM
1. Jon Peattie	vs. West Virginia, 2003	5
2. Danny Miller	vs. Houston, 1981	4
Danny Miller	vs. North Texas, 1981	4
Greg Cox	at Florida, 1984	4
Carlos Huerta	at Syracuse, 1990	4
Dane Prewitt	vs. Washington, 1994	4
Todd Sievers	at Penn State, 2001	4
Todd Sievers	at Boston College, 2001	4
Todd Sievers	at Virginia Tech, 2001	4
Todd Sievers	at Tennessee, 2002	4

LONGEST FIELD GOAL

PLAYERS

PLAYERS	OPPONENT, YEAR	YDS
1. Danny Miller	vs. Florida State, 1981	57
2. Danny Miller	vs. Florida, 1981	55
Jon Peattie	vs. Virginia Tech, 2006	55
4. Chris Dennis	vs. Navy, 1975	54
5. Danny Miller	vs. Notre Dame, 1981	53
Todd Sievers	at Florida, 2002	53
7. Greg Cox	vs. East Carolina, 1987	52
Carlos Huerta	vs. Michigan State, 1989	52
Carlos Huerta	vs. Syracuse, 1990	52
Matt Boshier	vs. Wake Forest, 2008	52

DEFENSE

INTERCEPTIONS

PLAYERS

PLAYERS	OPPONENT, YEAR	INT
1. Joe Dixon	vs. Catholic University, 1937	3
Bill Steiner	vs. Georgia, 1940	3
Al Hudson	vs. Michigan State, 1945	3
Whitey Campbell	vs. Chattanooga, 1946	3
Whitey Campbell	vs. Rollins, 1947	3
Al Hudson	vs. Georgia, 1948	3
John Bookman	vs. Boston College, 1956	3
Larry DiGiammarino	vs. Oregon, 1958	3
Gene Coleman	vs. Florida, 1979	3
Bobby Harden	vs. Brigham Young, 1988	3
Kenny Phillips	vs. Duke, 2006	3

LONGEST INTERCEPTION RETURN

PLAYER

PLAYER	OPPONENT, YEAR	YDS
1. Selwyn Brown	vs. Boston College, 1985	100
2. Paul Hefti	vs. Fordham, 1954	98
3. Maurice Sikes	at Florida, 2002	97
4. Ed Injaychock	vs. Chattanooga, 1946	96
Gary Streicher	vs. Army, 1972	96
6. Kenny Calhoun	vs. Louisville, 1983	92
7. Dexter Seigler	vs. Temple, 1992	89
Al Hudson	vs. Holy Cross, 1946	89
9. Art Knust	vs. Marquette, 1952	85
Willie Cooper	at Duke, 2006	85

INDIVIDUAL GAME BESTS

PUNTING

PUNTING AVERAGE		MINIMUM 5 ATTEMPTS		P	AVG
PLAYER	OPPONENT, YEAR				
1. Harry Ghaul	vs. Miami (Ohio), 1946	6	55.3		
2. Mike Burke	vs. Houston, 1972	6	50.3		
3. Brian Monroe	vs. North Carolina, 2006	7	49.3		
4. Harry Ghaul	vs. Georgia, 1948	5	49.2		
5. Al Kasulin	vs. Jacksonville Air Base, 1942	6	48.3		
Harry Ghaul	vs. Villanova, 1947	6	48.3		
7. Freddie Capshaw	vs. Virginia Tech, 2002	3	48.0		
8. Pat Barrett	vs. LSU, 1969	11	47.8		
Rod Huffman	vs. Florida State, 1975	7	47.8		
10. Harry Ghaul	vs. Cincinnati, 1948	7	47.6		

LONGEST PUNT

PLAYERS	OPPONENT, YEAR	PUNT
1. Rob Rajsich	vs. Kansas, 1978	79
2. Harry Ghaul	vs. Florida, 1947	77
Rob Rajsich	vs. Florida State, 1978	77
4. Matt Bosher	vs. Duke, 2008	76
5. Matt Bosher	vs. Virginia Tech, 2007	75
6. Howard Plasman	vs. Alabama, 1941	74
Brian Monroe	vs. North Carolina, 2006	74
8. John Douglas	vs. Florida, 1938	73
9. Al Kasulin	vs. Furman, 1942	71
Harvey Foster	vs. Georgia, 1961	71

PUNT RETURNS

RETURN YARDS		RET	YDS
PLAYER	OPPONENT, YEAR		
1. Kevin Williams	vs. Penn State, 1991	4	152
2. Devin Hester	vs. Louisiana Tech, 2004	2	142
3. Santana Moss	vs. Rutgers, 1999	4	127
4. Duane Starks	vs. Baylor, 1997	4	123
5. Wesley Carroll	vs. Wisconsin, 1989	6	122
6. Santana Moss	vs. Temple, 2000	4	121
Roscoe Parrish	at Virginia, 2004	3	121
8. Kevin Williams	vs. Long Beach State, 1992	4	120
9. Santana Moss	vs. Boston College, 2000	4	114
10. Phillip Buchanon	vs. Temple, 2001	3	109

LONGEST PUNT RETURN

PLAYERS	OPPONENT, YEAR	YDS
1. Roscoe Parrish	at Boston College, 2003	92
Devin Hester	vs. Louisiana Tech, 2004	92
3. Kevin Williams	vs. Penn State, 1991	91
4. Walter Watt	vs. Texas A&M, 1944	87
Daryl Jones	vs. Boston College, 2000	87
6. Duane Starks	vs. Baylor, 1997	85
Santana Moss	vs. Boston College, 2000	85
8. Jack Brasington	vs. Louisville, 1949	82
9. Hal Johnston & John Mell	vs. LSU, 1946	80
10. Jimmy Dye	vs. Florida, 1967	79

KICK RETURNS

RETURN YARDS		RET	YDS
PLAYER	OPPONENT, YEAR		
1. Najeh Davenport	at Syracuse, 1998	7	208
2. Tremain Mack	at Temple, 1996	4	205
3. Tremain Mack	at Syracuse, 1996	3	146
4. Silvio Cardoso	vs. Wake Forest, 1971	2	140
5. Tom Sullivan	at Florida State, 1969	5	135
Ryan Hill	vs. Virginia, 2007	6	135
7. Tim Morgan	at Notre Dame, 1976	4	130
Travis Benjamin	vs. Virginia, 2011	4	130
8. Devin Hester	at North Carolina State, 2004	2	129
10. J.C. Penny	at Florida State, 1985	4	127

LONGEST KICKOFF RETURN

PLAYER	OPPONENT, YEAR	YDS
1. Tim Morgan	vs. Houston, 1975	100
Ottis Anderson	vs. Utah State, 1978	100
Ottis Anderson	vs. Tulane, 1978	100
Devin Hester	at North Carolina State, 2004	100
5. Tom Sullivan	vs. Army, 1971	99
6. Devin Hester	vs. Florida, 2003	97
7. Russell Coates	vs. West Virginia, 1942	96
8. Tremain Mack	at Syracuse, 1996	95
9. John Bahen	vs. Florida, 1961	93
Tim Morgan	vs. Notre Dame, 1976	93

TEAM SEASON BESTS

RUSHING

MOST ATTEMPTS

1.	567	1957
2.	557	1977
3.	547	1971
4.	542	1956
5.	541	1978
6.	540	1974
7.	523	1952
8.	521	1973
9.	520	1976
10.	519	1972

FEWEST ATTEMPTS

1.	318	1963
2.	365	1949
3.	369	1964
4.	372	1991
5.	381	1992
6.	393	1969
7.	395	1953
8.	398	2011
9.	401	1988
10.	408	1990
	408	1997

MOST YARDS

1.	2,558	1954
2.	2,540	1957
3.	2,388	2010
4.	2,379	2002
5.	2,338	2003
6.	2,328	1978
7.	2,251	2001
8.	2,232	1998
9.	2,210	1955
10.	2,143	2000

FEWEST YARDS

1.	798	1968
2.	1,092	1979
3.	1,204	1964
4.	1,213	1970
5.	1,227	1963
6.	1,264	1965
7.	1,325	1992
8.	1,344	1969
9.	1,351	1981
10.	1,376	1953

MOST YARDS PER GAME

1.	284.2	1954
2.	254.0	1957
3.	245.5	1955
4.	211.6	1978
5.	209.7	1956
6.	204.6	2001
7.	202.9	1998
8.	194.8	2000
9.	187.0	1951
10.	185.1	1960

FEWEST YARDS PER GAME

1.	79.8	1968
2.	99.3	1979
3.	110.3	1970
4.	116.0	2005
5.	120.4	1964
6.	120.5	1992
7.	122.7	1963
8.	122.8	1981
9.	126.4	1965
10.	128.4	1984

MOST YARDS PER ATTEMPT

1.	5.48	2002
2.	5.33	2001
3.	5.11	1954
4.	4.94	2000
5.	4.89	1998
6.	4.84	2010
7.	4.76	1955
7.	4.61	2003
8.	4.58	1997
9.	4.48	1957
10.	4.47	1994

FEWEST YARDS PER ATTEMPT

1.	1.88	1968
2.	2.63	1970
3.	2.64	1979
4.	2.67	1977
5.	2.83	1981
6.	2.96	1965
7.	3.14	1975
8.	3.19	1958
9.	3.26	1964
10.	3.29	1976

MOST TOUCHDOWNS

1.	33	2002
2.	29	1954
	29	1998
4.	27	1990
5.	26	1997
6.	25	1994
	25	2001
8.	24	1987
	24	2000
10.	23	1950
	23	1986
	23	1993

FEWEST TOUCHDOWNS

1.	3	1977
2.	5	1963
3.	7	1958
4.	9	1961
	9	1968
	9	1988
7.	10	1970
8.	11	1965
	11	1975
10.	12	1966
	12	1981

PASSING

MOST COMPLETIONS

1.	279	1984
2.	260	1988
3.	259	1992
4.	254	1989
5.	246	2009
	246	1990
7.	245	2003
8.	241	2002
9.	240	2010
10.	237	1996'
	237	2008

FEWEST COMPLETIONS

1.	35	1935
2.	43	1954
3.	48	1957
4.	52	1951
5.	54	1955
6.	55	1949
7.	59	1948
8.	61	1953
	61	1956
10.	64	1960

MOST ATTEMPTS

1.	465	1989
2.	457	1992
3.	450	1984
4.	443	2010
5.	441	1988
6.	434	1990
7.	432	2002
8.	416	2009
9.	411	2008
10.	410	2003

FEWEST ATTEMPTS

1.	65	1945
2.	87	1954
3.	95	1955
4.	105	1957
5.	112	1960
6.	127	1951
7.	129	1853
8.	143	1949
	143	1956
10.	146	1948

MOST YARDS

1.	3,826	1984
2.	3,695	2002
3.	3,573	1990
4.	3,503	1988
5.	3,501	1985
6.	3,476	1992
7.	3,406	1989
8.	3,405	2009
9.	3,244	1991
10.	3,176	1996

FEWEST YARDS

1.	269	1945
2.	429	1957
3.	553	1954
4.	675	1949
5.	721	1956
6.	762	1960
7.	782	1953
8.	800	1951
9.	826	1948
10.	903	1955

MOST TOUCHDOWNS

1.	35	1988
2.	32	2002
3.	30	1986
4.	27	1999
5.	26	2000
6.	25	1984
	25	2009
8.	24	1985
	24	1989
	24	1998
	24	2001

FEWEST TOUCHDOWNS

1.	3	1947
	3	1971
3.	4	1953
	4	1954
	4	1955
	4	1973
7.	5	1952
	5	1956
	5	1958
	5	1959
	5	1964
	5	1975
	5	1987

TOTAL OFFENSE

MOST TOTAL YARDS

1.	6,074	2002
2.	5,493	2010
3.	5,367	1984
4.	5,312	1990
5.	5,199	2009
6.	5,134	2003
7.	5,076	1985
8.	5,069	2000
9.	5,003	2001
10.	4,995	1989

FEWEST TOTAL YARDS

1.	1,406	1944
2.	2,158	1953
3.	2,207	1949
4.	2,216	1964
5.	2,299	1948
6.	2,543	1965
7.	2,612	1958
8.	2,613	1960
9.	2,727	1959
10.	2,799	1975

TEAM SEASON BESTS

MOST YARDS PER GAME

1.	482.9	1990
2.	467.2	2002
3.	461.5	1985
4.	460.8	2000
5.	454.8	2001
6.	454.1	1989
7.	452.5	1988
8.	451.5	1998
9.	441.3	1991
10.	436.5	1992

FEWEST FIRST DOWNS

1.	77	1944
2.	98	1949
3.	103	1948
4.	119	1953
5.	130	1964
6.	138	1960
7.	141	1951
	141	1958
9.	144	1975
10.	150	1955
	150	1965

MOST FIRST DOWNS, PENALTY

1.	25	1989
2.	23	1984
3.	20	1987
	20	2005
5.	18	1979
	18	2010
7.	17	1980
	17	1988
	17	2011
10.	16	1982

LOWEST PUNTING AVERAGE

1.	32.4	1962
2.	32.6	1953
3.	33.1	1958
4.	33.2	1954
5.	33.3	1961
6.	33.6	1950
	33.6	1957
8.	34.0	1949
9.	34.5	1951
	34.5	1994

FEWEST YARDS PER GAME

1.	156.2	1944
2.	221.6	1964
3.	229.9	1948
4.	239.8	1953
5.	245.2	1949
6.	254.3	1965
7.	254.9	1977
8.	257.4	1952
9.	261.2	1958
10.	261.3	1960

MOST FIRST DOWNS, RUSHING

1.	135	1938
2.	129	1957
3.	125	1954
4.	124	1978
5.	122	2010
6.	120	1994
7.	117	1974
8.	115	2003
9.	112	1955
10.	109	1956

FEWEST FIRST DOWNS, PENALTY

1.	1	1952
2.	3	1955
3.	5	1971
	5	1975
	5	1949
	5	1953
	5	1957
8.	6	1950
	6	1960
10.	7	1951
	7	1954
	7	1972

PUNT RETURNS

MOST RETURNS

1.	52	1989
2.	50	2002
3.	47	2003
4.	45	2000
5.	44	1985
	44	2001
7.	43	1986
	43	1991
9.	42	2004
10.	41	1950
	41	1970

MOST PLAYS

1.	936	2010
2.	917	2003
3.	898	1989
4.	887	2002
5.	879	2009
6.	865	1984
7.	860	1999
8.	842	1996
9.	838	1992
10.	837	2008

FEWEST FIRST DOWNS, RUSHING

1.	53	1968
2.	61	1979
3.	65	1970
4.	66	1949
	66	1963
6.	70	1964
7.	75	1975
8.	76	1969
9.	79	1953
	79	1988

PUNTING

MOST PUNTS

1.	92	1939
2.	84	1970
3.	77	1977
4.	76	1968
5.	74	1971
6.	73	1951
7.	72	1948
	72	1957
	72	1978
10.	71	1979
	71	1952

FEWEST RETURNS

1.	11	2011
2.	15	1966
3.	17	1955
	17	1960
5.	18	1958
	18	1979
7.	19	1984
8.	20	1975
9.	21	1956
10.	22	1974
	22	2007

FEWEST PLAYS

1.	508	1949
2.	524	1953
3.	527	1947
4.	546	1964
5.	560	1955
6.	565	1948
7.	577	1960
8.	588	1954
9.	622	1951
10.	639	1965

MOST FIRST DOWNS, PASSING

1.	169	2009
2.	161	1988
3.	159	1984
4.	156	1990
5.	153	1989
	153	1992
7.	151	2002
8.	149	1985
9.	148	2010
10.	140	1996

FEWEST PUNTS

1.	30	1954
2.	33	1985
3.	36	1955
	36	1987
5.	38	1991
	38	2001
7.	39	1988
8.	40	1953
	40	1994
10.	43	1962
	43	1984

MOST RETURN YARDS

1.	832	2000
2.	707	1947
3.	697	2004
4.	662	2002
5.	636	1989
6.	622	1991
7.	583	2001
8.	531	2003
9.	528	1999
10.	475	1954

MOST FIRST DOWNS

1.	288	1984
	288	2010
3.	275	2009
4.	270	1989
5.	267	2002
6.	266	1990
	266	1994
8.	264	2003
9.	260	2001
10.	257	1988

FEWEST FIRST DOWNS, PASSING

1.	11	1945
2.	23	1957
3.	24	1954
4.	27	1948
	27	1949
6.	29	1951
7.	35	1953
	35	1955
	35	1960
10.	37	1956

HIGHEST PUNTING AVERAGE

1.	44.0	2010
2.	42.7	2011
3.	42.4	2000
4.	42.3	1969
5.	40.9	2005
6.	40.8	1984
7.	40.7	1972
8.	40.6	1977
	40.6	1980
10.	40.4	2009

FEWEST RETURN YARDS

1.	90	1966
2.	105	1975
3.	121	2011
4.	129	1978
5.	131	1974
6.	137	1984
7.	139	1983
8.	146	1958
	146	1977
10.	154	2010

TEAM SEASON BESTS

HIGHEST RETURN AVERAGE

1.	26.2	1947
2.	19.8	1954
3.	18.5	2000
4.	16.6	2004
5.	15.4	1949
6.	15.1	1948
7.	14.5	1991
8.	14.1	1967
9.	13.4	1996
10.	13.2	1999
	13.2	2002

MOST RETURN YARDS

1.	1,235	2009
2.	1,054	1970
3.	1,020	2008
4.	944	2007
5.	915	1971
	915	2011
7.	870	1979
8.	865	2010
9.	858	2003
10.	817	2011

DEFENSE

MOST QB SACKS (SINCE 1981)

1.	52	1989
2.	50	1988
3.	49	1986
4.	48	1992
5.	47	2002
6.	45	1993
7.	44	1987
	44	1990
	44	1991
10.	42	1994

MOST RETURN YARDS

1.	539	2001
2.	460	1967
3.	456	1954
4.	416	1950
5.	415	2000
6.	374	1952
7.	328	2002
8.	306	2003
9.	286	1988
10.	283	1986

LOWEST RETURN AVERAGE

1.	3.4	1983
2.	4.5	2010
3.	4.9	1977
4.	5.3	1975
	5.3	1976
6.	5.6	1978
7.	5.8	1973
8.	5.9	1959
9.	6.0	1966
	6.0	1974

FEWEST RETURN YARDS

1.	253	1950
2.	263	1956
3.	277	1949
4.	280	1951
5.	347	1955
6.	349	1991
7.	351	1993
8.	352	1989
9.	353	1961
10.	379	1968

FEWEST QB SACKS (SINCE 1981)

1.	16	1984
2.	23	1997
3.	24	2009
	24	2000
	24	2011
6.	25	1995
7.	27	1981
8.	29	1998
9.	31	2007
	31	2008

FEWEST RETURN YARDS

1.	11	1963
2.	36	2008
3.	52	1976
4.	57	1973
5.	64	1958
6.	67	1964
7.	74	1959
	74	2011
9.	78	1970
	78	1974

MOST TOUCHDOWNS

1.	7	2004
2.	5	2000
3.	3	1986
	3	1991
	3	1995
	3	2001
7.	2	1954
	2	1996
	2	1999
	2	2003
	2	2009

HIGHEST RETURN AVERAGE

1.	27.2	1996
2.	25.2	2003
3.	24.7	1978
4.	24.1	1954
	24.1	1971
6.	23.5	1961
7.	22.7	2000
8.	22.6	1987
9.	22.2	1992
10.	22.0	1966

MOST INTERCEPTIONS

1.	34	1950
2.	28	1954
3.	27	2001
4.	26	1967
5.	23	1948
	23	2000
7.	21	1951
	21	1952
	21	1971
	21	1979
	21	1989

SCORING

MOST POINTS SCORED

1.	527	2002
2.	475	2001
3.	469	2000
4.	420	1986
5.	404	1999
6.	402	1998
7.	401	1990
8.	399	1985
9.	395	1988
10.	394	2009

KICK RETURNS

MOST RETURNS

1.	57	2009
2.	53	1944
	53	2008
4.	49	2007
5.	44	1984
	44	2010
7.	43	1979
	43	2011
9.	42	1962
	42	1970

LOWEST RETURN AVERAGE

1.	9.3	1963
2.	10.4	1970
3.	14.2	1984
4.	14.7	1951
	14.7	1989
6.	14.9	1950
7.	15.2	1968
8.	15.9	1948
	15.9	1991
10.	16.3	1949

FEWEST INTERCEPTIONS

1.	4	1957
	4	1976
	4	2008
4.	5	1963
5.	6	2011
6.	7	1997
7.	8	1973
8.	9	2009
	9	1998
	9	1974
	9	1970
	9	1956
	9	1947

FEWEST POINTS SCORED

1.	26	1930
2.	45	1929
3.	49	1932
4.	73	1944
5.	80	1947
6.	88	1958
7.	91	1935
8.	96	1931
9.	106	1927
10.	116	1963

FEWEST RETURNS

1.	12	1956
2.	15	1961
3.	16	1955
4.	17	1950
	17	1949
6.	18	1992
7.	19	1951
8.	20	1993
9.	21	1981
10.	22	1947
	22	1954
	22	1991
	22	2001

MOST TOUCHDOWNS

1.	2	1954
	2	1970
	2	1976
	2	1978
	2	1961
5.	1	1970
	1	1971
	1	1975
	1	1980
	1	1996
	1	2003
	1	2004
	1	2010

MOST TOUCHDOWNS

1.	6	2000
2.	5	2001
	5	1967
4.	4	1985
	4	1992
	4	2003
7.	3	1988
	3	1954
9.	2	10 times last: 2010

FUMBLES

MOST FUMBLES

1.	49	1971
2.	48	1973
	48	1972
4.	43	1950
5.	40	1978
6.	38	1974
7.	36	1970
8.	33	1948
9.	32	1957
	32	1966
	32	1985
	32	1996

TEAM SEASON BESTS

FEWEST FUMBLES

1.	11	2008
2.	14	2009
3.	15	2004
4.	16	1992
	16	1963
6.	17	1955
	17	2011
8.	18	1968
9.	19	1993
	19	1995
	19	2005

MOST FUMBLES LOST

1.	26	1972
2.	24	1950
3.	22	1948
	22	1973
5.	21	1958
6.	20	1962
	20	1970
	20	1988
9.	18	1969
	18	1971
	18	1982

FEWEST FUMBLES LOST

1.	4	2009
2.	5	2008
	5	1997
4.	6	1995
	6	1992
6.	7	1987
	7	2004
8.	8	1968
	8	2011
10.	9	1979
	9	2006
	9	2010

PENALTIES

MOST PENALTIES

1.	124	2002
	124	2003
3.	121	2001
4.	119	1991
5.	107	1989
	107	2010
7.	104	1992
8.	98	1998
9.	97	2000
10.	96	1999

FEWEST PENALTIES

1.	27	1953
2.	39	1975
3.	40	1960
4.	42	1965
5.	43	1948
6.	46	1966
	46	1978
8.	48	1967
9.	49	1969
	49	1974

MOST PENALTY YARDS

1.	1,055	2002
2.	1,027	2003
3.	996	1991
4.	944	2001
5.	909	1992
	909	2010
7.	887	2000
8.	880	1989
9.	841	2005
10.	822	1998

FEWEST PENALTY YARDS

1.	236	1953
2.	380	1965
3.	385	1975
4.	405	1973
5.	428	1960
6.	429	1978
7.	434	1948
8.	442	1966
9.	443	1967
10.	456	1959

OPPONENT SEASON BESTS

RUSHING

MOST ATTEMPTS

1.	587	1979
2.	582	2002
3.	577	1975
4.	567	1974
	567	1977
6.	563	1976
7.	553	1973
8.	547	1951
9.	546	2010
10.	530	1978

FEWEST ATTEMPTS

1.	314	1954
2.	372	1964
3.	387	1990
4.	391	1989
	391	2006
6.	392	1955
	392	1966
	392	2000
9.	406	1959
	406	1992

MOST YARDS

1.	2,492	1944
2.	2,419	1997
3.	2,246	2010
4.	2,268	1974
5.	2,202	2002
6.	2,192	1975
7.	2,134	1973
8.	2,090	1979
9.	2,012	1995
10.	1,974	2008

FEWEST YARDS

1.	692	1938
2.	760	1989
3.	877	1990
4.	882	1966
	882	2006
6.	908	1988
7.	1,002	1968
8.	1,004	1957
9.	1,025	1964
10.	1,066	1987

MOST YARDS PER GAME

1.	219.9	1997
2.	219.2	1975
3.	206.2	1974
4.	196.9	1951
5.	194.0	1973
6.	188.6	1958
7.	187.4	1948
8.	185.8	1949
9.	182.9	1995
10.	177.5	1977

FEWEST YARDS PER GAME

1.	67.8	2006
2.	69.1	1989
3.	79.7	1990
4.	82.5	1988
5.	88.2	1966
6.	96.8	1994
7.	96.9	1987
8.	100.2	1968
9.	100.4	1957
10.	101.6	1992

MOST YARDS PER ATTEMPT

1.	6.35	1944
2.	4.89	1997
3.	4.42	1974
4.	4.23	1995
5.	4.11	2010
6.	4.10	2011
7.	4.04	1948
8.	4.00	2008
9.	3.90	1958
10.	3.86	1973

PASSING

MOST COMPLETIONS

1.	224	1990
2.	216	2000
3.	214	1999
4.	209	2011
5.	208	2009
6.	196	2007
7.	194	1998
8.	193	2006
9.	183	1984
10.	176	1983

FEWEST COMPLETIONS

1.	26	1935
2.	40	1949
3.	45	1955
4.	57	1953
5.	60	1956
6.	65	1948
	65	1954
8.	71	1951
9.	75	1975
10.	76	1957
	76	1960

MOST ATTEMPTS

1.	428	2000
2.	396	1999
3.	389	1990
4.	380	2009
5.	362	2006
6.	358	1992
7.	355	1983
8.	354	2005
9.	353	2002
10.	352	1984

FEWEST ATTEMPTS

1.	80	1935
2.	122	1949
3.	127	1955
4.	133	1975
5.	134	1953
6.	145	1948
7.	150	1960
8.	153	1958
9.	161	1957
10.	165	1956

MOST YARDS

1.	2,695	2009
2.	2,622	1998
3.	2,546	2007
4.	2,536	1984
5.	2,427	2000
6.	2,407	1990
7.	2,376	2011
8.	2,307	1999
9.	2,233	2006
10.	2,153	2008

FEWEST YARDS

1.	393	1938
2.	492	1949
3.	633	1955
4.	796	1951
5.	824	1954
	824	1956
7.	851	1953
8.	898	1958
9.	925	1975
10.	1,004	1957

TOTAL OFFENSE

MOST TOTAL YARDS

1.	4,369	1997
2.	4,319	2011
3.	4,285	2009
4.	4,203	2010
5.	4,197	1984
6.	4,151	2007
7.	4,127	2008
8.	4,114	1998
9.	3,937	2004
10.	3,758	2002

FEWEST TOTAL YARDS

1.	1,028	1938
2.	1,892	1956
3.	1,931	1954
4.	1,945	1955
5.	2,002	1957
6.	2,068	1966
7.	2,164	1949
8.	2,193	1950
9.	2,261	1959
10.	2,304	1965

MOST YARDS PER GAME

1.	397.2	1997
2.	374.0	1998
3.	359.9	2011
4.	349.8	1984
5.	345.9	2007
6.	333.5	2000
7.	332.3	1979
8.	331.2	1995
9.	329.6	2009
10.	328.1	2004

FEWEST YARDS PER GAME

1.	102.8	1938
2.	189.2	1956
3.	196.7	1949
4.	199.4	1950
5.	200.0	1957
6.	206.8	1966
7.	213.8	1961
8.	215.7	1954
9.	216.1	1955
10.	220.9	1994

MOST PLAYS

1.	935	2002
2.	874	2010
3.	831	2009
4.	829	1999
	829	2008
6.	828	2005
7.	826	1979
8.	822	1984
	822	2004
10.	820	2000

FEWEST PLAYS

1.	363	1958
2.	441	1938
3.	489	1954
4.	503	1949
5.	519	1955
6.	565	1953
7.	568	1964
8.	570	1960
9.	579	1957
10.	586	1959

MOST FIRST DOWNS

1.	238	1997
2.	236	2011
3.	229	2002
4.	224	2009
5.	219	1984
	219	1998
	219	2010
8.	215	1979
	215	2004
10.	214	2008

OPPONENT SEASON BESTS

FEWEST FIRST DOWNS

1.	59	1938
2.	107	1956
3.	113	1954
4.	114	1955
5.	121	1957
6.	122	1966
7.	129	1950
8.	130	1964
9.	131	1967
10.	134	1960

MOST FIRST DOWNS, PENALTY

1.	29	2002
2.	26	1992
	26	2001
	26	2005
5.	25	1989
	25	2003
	25	2006
8.	24	2000
9.	23	1984
	23	1991
	23	2008

LOWEST PUNTING AVERAGE

1.	31.9	1945
2.	33.5	1958
3.	34.9	1953
4.	35.4	1948
5.	36.1	1986
6.	36.2	1961
	36.2	1968
8.	36.4	1998
9.	36.5	1964
10.	36.7	1954
		1979

MOST FIRST DOWNS, RUSHING

1.	132	1979
2.	123	2002
3.	122	1997
4.	120	1975
5.	117	1973
6.	115	1974
7.	113	1951
8.	109	2008
	109	2011
10.	106	1984
	106	2010

MOST FIRST DOWNS, FEWEST

1.	3	1953
	3	1955
	3	1956
4.	4	1948
	4	1959
6.	5	1951
	5	1958
8.	6	1967
	6	1973
	6	1974
	6	1975

PUNT RETURNS

MOST PUNT RETURNS

1.	50	1970
2.	42	1952
3.	40	1957
	40	1971
5.	38	1968
6.	36	1967
7.	33	1977
8.	31	2002
9.	30	1959
10.	29	1948
		2005

FEWEST FIRST DOWNS, RUSHING

1.	33	1938
2.	56	1966
3.	57	1988
4.	60	1964
	60	2006
6.	64	1981
7.	65	1954
8.	66	1956
	66	1959
	66	1990
	66	1994

PUNTING

MOST PUNTS

1.	105	2002
2.	90	1989
3.	88	2003
	88	2000
5.	87	1999
6.	86	1980
7.	84	1970
	84	2004
9.	83	1983
	83	2005
	83	1983

FEWEST PUNT RETURNS

1.	10	1985
	10	1994
3.	11	1954
4.	12	1962
	12	1987
	12	1989
	12	2001
	12	2009
9.	13	1983
	13	1990

MOST FIRST DOWNS, PASSING

1.	159	1984
2.	153	1989
3.	132	1986
4.	123	1987
5.	121	1983
6.	118	2011
7.	114	1998
8.	112	2009
	112	2007
10.	108	2000

FEWEST PUNTS

1.	105	2002
1.	42	1953
	42	1960
3.	45	1954
4.	46	1962
5.	47	1997
6.	50	2007
7.	51	1955
8.	53	1963
9.	54	1958
	54	2011

MOST YARDS

1.	604	1970
2.	575	1947
3.	490	1952
4.	424	1948
5.	404	1957
6.	381	1967
7.	347	1971
8.	341	1958
9.	322	2002
10.	287	1968

FEWEST FIRST DOWNS, PASSING

1.	12	1935
2.	16	1949
3.	30	1955
4.	38	1956
5.	39	1948
6.	41	1951
	41	1954
8.	44	1947
	44	1953
	44	1975

HIGHEST PUNTING AVERAGE

1.	42.0	1994
2.	41.8	1997
3.	41.6	2010
4.	41.3	1980
5.	41.2	1971
	41.2	1990
7.	41.0	1981
8.	40.9	1963
9.	40.8	1976
10.	40.6	2003

FEWEST YARDS

1.	2	1989
2.	44	1983
3.	64	1994
4.	66	1990
5.	68	1985
6.	70	1954
7.	78	2001
8.	94	1987
9.	98	1961
10.	102	1974

TEAM/OPPONENT GAME BESTS

MIAMI

RUSHING

MOST ATTEMPTS

	OPPONENT	DATE
69	East Carolina	Nov. 8, 1980
66	Florida State	Sept. 18, 1976
64	Auburn	Oct. 27, 1967

FEWEST ATTEMPTS

	OPPONENT	DATE
14	Florida State	Oct. 4, 2008
16	Pittsburgh	Nov. 30, 1963
16	Boston College	Nov. 25, 2011
21	Pittsburgh	Oct. 23, 1965
21	Alabama	Nov. 15, 1969

MOST YARDS

	OPPONENT	DATE
498	Pacific	Oct. 11, 1974
497	Spring Hill	Sept. 30, 1938
454	East Carolina	Nov. 8, 1980

FEWEST YARDS

	OPPONENT	DATE
-85	Auburn	Oct. 26, 1968
-33	Florida State	Oct. 4, 1997

PASSING

MOST YARDS

	OPPONENT	DATE
485	San Diego State	Nov. 30, 1991
473	California	Sept. 15, 1990
468	San Diego State	Nov. 18, 1989

FEWEST YARDS

	OPPONENT	DATE
-6	N.C. State	Oct. 18, 1957

MOST ATTEMPTS

	OPPONENT	DATE
59	Memphis	Nov. 27, 1993
54	West Virginia	Oct. 2, 2003
53	San Diego State	Nov. 30, 1991

MOST COMPLETIONS

	OPPONENT	DATE
37	West Virginia	Oct. 2, 2003
35	Memphis	Nov. 27, 1993
33	Arkansas	Nov. 26, 1988

MOST TOUCHDOWNS

	OPPONENT	DATE
6	Missouri	Oct. 1, 1988
6	Cincinnati	Oct. 22, 1988
5	Cincinnati	Oct. 13, 1984
5	NC State	Oct. 23, 2004
5	Duke	Oct. 8, 2005
5	Wake Forest	Nov. 12, 2005
5	Duke	Oct. 18, 2008

MOST INTERCEPTIONS THROWN

	OPPONENT	DATE
7	Tulsa	Dec. 1, 1944
7	Texas A&M	Dec. 8, 1944

TOTAL OFFENSE

MOST TOTAL YARDS

	OPPONENT	DATE	ADDITIONAL STATS
689	UCLA	Dec. 5, 1998	371 rush, 318 pass
655	Boston College	Nov. 23, 1984	208 rush, 447 pass
613	Duke	Oct. 1, 1983	232 rush, 381 pass

FEWEST TOTAL YARDS

	OPPONENT	DATE	ADDITIONAL STATS
22	Kentucky	Nov. 3, 1951	7 rush, 15 pass
87	Notre Dame	Nov. 27, 1965	-17 rush, 104 pass
111	Notre Dame	Oct. 9, 1971	60 rush, 51 pass

MOST FIRST DOWNS

	OPPONENT	DATE
33	Cincinnati	Oct. 24, 1987
32	Boston College	Nov. 23, 1996
32	Kansas	Nov. 23, 1984
32	Vanderbilt	Oct. 3, 1981
32	Alabama	Dec. 7, 1963
32	Kansas	Oct. 25, 1957

MOST FIRST DOWNS, RUSHING

	OPPONENT	DATE
27	Pacific	Oct. 11, 1974
24	Kansas	Oct. 25, 1957
23	Spring Hill	Sept. 30, 1938

MOST FIRST DOWNS, PASSING

	OPPONENT	DATE
23	Notre Dame	Oct. 15, 1988
23	California	Sept. 15, 1990
21	Notre Dame	Nov. 30, 1985

MOST FIRST DOWNS, BY PENALTY

	OPPONENT	DATE
8	Florida State	Oct. 28, 1989
5	Wake Forest	Nov. 21, 1969
5	BYU	Dec. 3, 1988

DEFENSE

MOST SACKS

	OPPONENT	DATE
11	NC State	Nov. 20, 1982
11	San Diego State	Nov. 18, 1989

MOST INTERCEPTIONS

	OPPONENT	DATE
7	Charleston CG	Oct. 23, 1943
7	Georgetown	Nov. 3, 1950
7	Florida	Dec. 2, 1978

MOST INT RETURN YARDS

	OPPONENT	DATE
169	Fordham	Oct. 29, 1954

PUNT RETURNS

MOST YARDS

	OPPONENT	DATE
199	Boston College	Nov. 25, 2000
192	Louisiana Tech	Sept. 18, 2004

KICK RETURNS

MOST YARDS

	OPPONENT	DATE
273	Syracuse	Nov. 28, 1998

TEAM/OPPONENT GAME BESTS

SCORING

MOST POINTS SCORED

POINTS	OPPONENT	DATE
75	Fordham	Oct. 29, 1954

MOST POINTS ALLOWED

POINTS	OPPONENT	DATE
70	Texas A&M	Dec. 8, 1944

MOST POINTS SCORED IN A DEFEAT

POINTS	OPPONENT	DATE
45	Boston College	Nov. 23, 1984

MOST POINTS ALLOWED IN A VICTORY

POINTS	OPPONENT	DATE
45	Virginia Tech	Dec. 7, 2002

MOST POINTS SCORED, QUARTER

POINTS	OPPONENT	DATE	QTR
35	Cincinnati	Oct. 7, 1989	2nd
35	San Diego State	Nov. 28, 1992	3rd
35	Rutgers	Oct. 14, 1995	2nd

MOST POINTS ALLOWED, QUARTER

POINTS	OPPONENT	DATE	QTR
28	Syracuse	Nov. 21, 1970	2nd
28	Houston	Dec. 5, 1970	2nd

MOST POINTS SCORED IN A SHUTOUT VICTORY

POINTS	OPPONENT	DATE
62	Havana	Oct. 27, 1928

MOST POINTS ALLOWED IN A SHUTOUT LOSS

POINTS	OPPONENT	DATE
52	Howard	Nov. 24, 1927

LARGEST MARGIN OF VICTORY

MARGIN	OPPONENT	DATE	SCORE
68	Fordham	Oct. 29, 1954	75-7

LARGEST MARGIN OF DEFEAT

MARGIN	OPPONENT	DATE	SCORE
56	Texas A&M	Dec. 8, 1944	14-70

FUMBLES

MOST FUMBLES

FUMBLES	OPPONENT	DATE
9	NC State	Nov. 5, 1971

MOST FUMBLES LOST

FUMBLES	OPPONENT	DATE
5	Holy Cross	Oct. 8, 1954
5	Boston College	Oct. 25, 1958
5	Louisiana State	Oct. 10, 1959
5	Indiana	Oct. 23, 1964
5	Maryland	Oct. 2, 1970

PENALTIES

MOST PENALTIES

PENALTIES	OPPONENT	DATE	ADDITIONAL STATS
18	Boston College	Nov. 23, 1991	138 yards
18	Virginia Tech	Oct. 24, 199	160 yards

OPPONENT

RUSHING

MOST ATTEMPTS

ATTEMPTS	OPPONENT	DATE
81	Oklahoma	Oct. 6, 1973
74	Pittsburgh	Oct. 23, 1965
74	Notre Dame	Dec. 1, 1973

FEWEST ATTEMPTS

ATTEMPTS	OPPONENT	DATE
17	Rice	Sept. 14, 1985
18	Pittsburgh	Oct. 20, 1984
18	Louisiana Tech	Oct. 28, 2000

MOST YARDS

YARDS	OPPONENT	DATE
536	Auburn	Nov. 24, 1944
472	Georgia Tech	Nov. 20, 2008
448	Notre Dame	Dec. 1, 1973

FEWEST YARDS

YARDS	OPPONENT	DATE
-47	Florida A&M	Sept. 13, 1980
-32	Spring Hill	Sept. 30, 1938

PASSING

MOST YARDS

YARDS	OPPONENT	DATE
513	UCLA	Dec. 5, 1998
472	Boston College	Nov. 23, 1984
408	Wake Forest	Oct. 31, 2009

FEWEST YARDS

YARDS	OPPONENT	DATE
0	Southeastern Louisiana	Oct. 11, 1935
0	Mississippi	Oct. 26, 1951
0	Auburn	Oct. 4, 1974

MOST ATTEMPTS

ATTEMPTS	OPPONENT	DATE
59	Memphis	Nov. 27, 1993
59	Houston	Sept. 12, 1991
55	BYU	Sept. 8, 1990
55	California	Sept. 15, 1990
55	Clemson	Sept. 17, 2005

MOST COMPLETIONS

COMPLETIONS	OPPONENT	DATE
38	BYU	Sept. 8, 1990
35	Wake Forest	Oct. 31, 2009
34	Florida	Nov. 27, 1971
34	Boston College	Nov. 23, 1984

MOST TOUCHDOWNS

TOUCHDOWNS	OPPONENT	DATE
6	Oklahoma	Sept. 8, 2007
5	Florida	Nov. 27, 1971
5	UCLA	Dec. 5, 1998
4	Syracuse	Nov. 21, 1970
4	NC State	Oct. 23, 2004

MOST INTERCEPTIONS THROWN

INTERCEPTIONS	OPPONENT	DATE
7	Charleston CG	Oct. 23, 1943
7	Georgetown	Nov. 3, 1950
7	Florida	Dec. 2, 1978

OPPONENT GAME BESTS

TOTAL OFFENSE

MOST TOTAL YARDS

	OPPONENT	DATE	ADDITIONAL STATS
670	UCLA	Dec. 5, 1998	157 rush, 513 pass
627	Boston College	Nov. 23, 1984	155 rush, 472 pass
574	Notre Dame	Dec. 1, 1973	448 rush, 126 pass

FEWEST TOTAL YARDS

	OPPONENT	DATE	ADDITIONAL STATS
-2	Spring Hill	Sept. 30, 1938	-32 rush, 30 pass
14	Florida A&M	Sept. 13, 1980	-47 rush, 61 pass
51	Miami (Ohio)	Nov. 7, 1987	-19 rush, 70 pass

MOST FIRST DOWNS

	OPPONENT	DATE
33	Wake Forest	Oct. 31, 2009
30	Boston College	Nov. 23, 1984
30	Florida State	Oct. 13, 2001
30	North Carolina	Oct. 30, 2004
29	Pittsburgh	Nov. 30, 1963
29	Alabama	Nov. 15, 1969
29	Florida State	Oct. 7, 2000

MOST FIRST DOWNS, RUSHING

	OPPONENT	DATE
24	Auburn	Nov. 24, 1944

MOST FIRST DOWNS, PASSING

	OPPONENT	DATE
20	Boston College	Nov. 23, 1984
20	BYU	Sept. 8, 1990
19	Georgia	Oct. 18, 1963
19	Penn State	Oct. 31, 1981

MOST FIRST DOWNS, BY PENALTY

	OPPONENT	DATE
6	Virginia Tech	Oct. 24, 1992
5	Virginia Tech	Sept. 18, 1982

PUNT RETURNS

MOST YARDS

	OPPONENT	DATE
187	Vanderbilt	Nov. 14, 1948

KICK RETURNS

MOST YARDS

	OPPONENT	DATE
273	Syracuse	Nov. 28, 1998
222	Tampa	Oct. 10, 1942

DEFENSE

MOST SACKS

9	Florida State	Sept. 5, 2005
7	Georgia Tech	Nov. 19, 2005
6	Virginia Tech	Sept. 23, 1995
6	Florida State	Oct. 12, 1996
6	West Virginia	Sept. 27, 1997
6	Syracuse	Nov. 20, 1997
6	USF	Nov. 19, 2011

MOST INTERCEPTIONS

	OPPONENT	DATE
7	Tulsa	Dec. 1, 1944
7	Texas A&M	Dec. 8, 1944

MOST INT RETURN YARDS

	OPPONENT	DATE
214	North Carolina	Nov. 14, 2009

FUMBLES

MOST FUMBLES

	OPPONENT	DATE
8	Houston	Dec. 5, 1970
8	Louisiana Tech	Sept. 18, 2004
7	Boston College	Nov. 4, 1955

MOST FUMBLES LOST

	OPPONENT	DATE
6	Florida State	Oct. 5, 1962
6	Tulane	Nov. 7, 1970
6	Vanderbilt	Nov. 15, 1980

PENALTIES

MOST PENALTIES

	OPPONENT	DATE	ADDITIONAL STATS
18	Kentucky	Oct. 30, 1959	148 yards