

OHIO STATE'S BOWL HISTORY

QUICK BOWL HISTORY

ALL-TIME BOWL RECORD

18 Wins, 21 Losses

BCS RECORD

4 Wins, 2 Losses

OHIO STATE'S ALL-TIME ROSE BOWL RECORD

6 Wins, 7 Losses

CONSECUTIVE BOWL GAME STREAK

10 CONSECUTIVE BOWL APPEARANCES FROM 1989-98
Five consecutive New Year's Day bowl appearances from 1994-98

OHIO STATE'S BOWL GAMES

Ohio State has made appearances in 12 different bowl games

1920 SEASON

1921 Rose Bowl
California 28, Ohio State 0

1949 SEASON

1950 Rose Bowl
Ohio State 17, California 14

1954 SEASON

1955 Rose Bowl
Ohio State 20, So. Cal 7

1957 SEASON

1958 Rose Bowl
Ohio State 10, Oregon 7

1968 SEASON

1969 Rose Bowl
Ohio State 27, So. Cal 16

1970 SEASON

1971 Rose Bowl
Stanford 27, Ohio State 17

1972 SEASON

1973 Rose Bowl
So. Cal 42, Ohio State 17

1973 SEASON

1974 Rose Bowl
Ohio State 42, So. Cal 21

1974 SEASON

1975 Rose Bowl
So. Cal 18, Ohio State 17

1975 SEASON

1976 Rose Bowl
UCLA 23, Ohio State 10

1976 SEASON

1977 Orange Bowl
Ohio State 27, Colorado 10

1977 SEASON

1978 Sugar Bowl
Alabama 35, Ohio State 6

1978 SEASON

1978 Gator Bowl
Clemson 17, Ohio State 15

1979 SEASON

1980 Rose Bowl
So. Cal 17, Ohio State 16

1980 SEASON

1980 Fiesta Bowl
Penn State 31, Ohio State 19

1981 SEASON

1981 Liberty Bowl
Ohio State 31, Navy 28

1982 SEASON

1982 Holiday Bowl
Ohio State 47, BYU 17

1983 SEASON

1984 Fiesta Bowl
Ohio State 28, Pittsburgh 23

1984 SEASON

1985 Rose Bowl
So. Cal 20, Ohio State 17

1985 SEASON

1986 Citrus Bowl
Ohio State 10, BYU 7

1986 SEASON

1987 Cotton Bowl
Ohio State 28, Texas A&M 12

1989 SEASON

1990 Hall of Fame
Auburn 31, Ohio State 14

1990 SEASON

1990 Liberty Bowl
Air Force 23, Ohio State 11

1991 SEASON

1992 Hall of Fame
Syracuse 24, Ohio State 17

1992 SEASON

1993 Citrus Bowl
Georgia 21, Ohio State 14

1993 SEASON

1993 Holiday Bowl
Ohio State 28, BYU 21

1994 SEASON

1995 Citrus Bowl
Alabama 24, Ohio State 17

1995 SEASON

1996 Citrus Bowl
Tennessee 20, Ohio State 14

1996 SEASON

1997 Rose Bowl
Ohio State 20, Arizona State 17

1997 SEASON

1998 Sugar Bowl
Florida State 31, Ohio State 14

1998 SEASON

1999 Sugar Bowl
Ohio State 24, Texas A&M 14

2000 SEASON

2001 Outback Bowl
South Carolina 24, Ohio State 7

2001 SEASON

2002 Outback Bowl
South Carolina 31, Ohio State 28

2002 SEASON

2003 Tostitos Fiesta Bowl*
Ohio State 31, Miami, Fla. 24



2003 SEASON

2004 Tostitos Fiesta Bowl
Ohio State 35, Kansas State 28

2004 SEASON

2004 Mastercard Alamo Bowl
Ohio State 33, Oklahoma State 7

2005 SEASON

2006 Tostitos Fiesta Bowl
Ohio State 34, Notre Dame 20

2006 SEASON

2007 BCS Championship Game*
Florida 41, Ohio State 14

2007 SEASON

2008 BCS Championship Game*
LSU 38, Ohio State 24

*National Championship Game



BOWL TEAM AND INDIVIDUAL BOWL RECORDS

TEAM RECORDS

Scoring

Most Points - 47 vs. BYU, 1982 Holiday Bowl
 Least Points - 0 vs. California, 1921 Rose Bowl
 Most Points Allowed - 42 vs. USC, 1973 Rose Bowl
 Least Points Allowed - 7 vs. BYU (last time),
 1985 Citrus Bowl
 Largest Margin of Victory - 30 vs. BYU (47-17),
 1982 Holiday Bowl
 Largest Margin of Defeat - 29 vs. Alabama (35-6),
 1978 Sugar Bowl

Touchdowns

Ohio State - 6 vs. USC, 1974 Rose Bowl
 Opponent - 6 vs. USC, 1973 Rose Bowl

First Downs

Ohio State - 25 vs. Texas A&M, 1999 Sugar Bowl
 Opponent - 27 vs. USC, 1974 Rose Bowl

Total Offense

Ohio State - 466 vs. BYU, 1982 Holiday Bowl
 Opponent - 519 vs. USC, 1980 Rose Bowl

Rushing Yardage

Ohio State - 364 vs. Stanford, 1971 Rose Bowl
 Opponent - 351 vs. Penn State, 1980 Fiesta Bowl

Rushing Attempts

Ohio State - 71 vs. Colorado, 1977 Orange Bowl
 Opponent - 69 vs. Alabama, 1978 Sugar Bowl

Passing Yardage

Ohio State - 324 vs. South Carolina,
 2002 Outback Bowl
 Opponent - 389 vs. BYU, 1993 Holiday Bowl

Touchdown Passes

Ohio State - 4 vs. Kansas State, 2004 Fiesta Bowl
 Opponent - 3 vs. LSU (last time), 2008 BCS Championship Game

Kickoff Returns

Ohio State - 7 vs. LSU (last time), 2008 BCS Championship Game
 Opponent - 7 vs. BYU (last time), 1982 Holiday Bowl

Kickoff Return Yardage

Ohio State - 193 vs. Florida,
 2006 BCS Championship Game
 Opponent - 146 vs. USC, 1974 Rose Bowl

Punt Returns

Ohio State - 5 vs. Kansas State, 2004 Fiesta Bowl
 Opponent - 5 vs. USC, 1969 Rose Bowl

Punt Return Yardage

Ohio State - 74 vs. USC, 1974 Rose Bowl
 Opponent - 92 vs. USC, 1955 Rose Bowl

Interceptions

Ohio State - 5 vs. Texas A&M, 1987 Cotton Bowl
 Opponent - 4 vs. USC, 1955 Rose Bowl

INDIVIDUAL RECORDS

Touchdowns

Ohio State - 3, Raymond Harris vs. BYU,
 1993 Holiday Bowl
 Opponent - 4, Sam Cunningham, USC,
 1973 Rose Bowl

Extra Points

Ohio State - 5, Mike Nugent vs. Kansas State, 2004
 Fiesta Bowl; 5, Rich Spangler vs. BYU,
 1982 Holiday Bowl
 Opponent - 6, Mike Rae, USC, 1973 Rose Bowl

Field Goals

Ohio State - 4, Mike Nugent vs. Oklahoma State, 2004 Alamo
 Bowl
 Longest - 52, Rich Spangler vs. USC,
 1985 Rose Bowl
 Opponent - 2, Chris Hetland, Florida (last time),
 2006 BCS Championship Game
 Longest - 51, Steve Jordan, USC, 1985 Rose Bowl

Total Offense

Ohio State - 330, Steve Bellisari vs. South Carolina,
 2002 Outback Bowl
 Opponent - 364, John Walsh, BYU,
 1993 Holiday Bowl

Rushing Yardage

Ohio State - 235, Raymond Harris vs. BYU,
 1993 Holiday Bowl
 Longest Gain - 65, Chris Wells, vs. LSU,
 2008 BCS Championship Game
 Opponent - 252, Charles White, USC,
 1980 Rose Bowl
 Longest Gain - 80, O.J. Simpson, USC,
 1969 Rose Bowl

Rushing Attempts

Ohio State - 39, Raymond Harris vs. BYU,
 1993 Holiday Bowl
 Opponent - 39, Charles White, USC, 1980 Rose Bowl

Passing Attempts

Ohio State - 38, Joe Germaine vs. Texas A&M,
 1999 Sugar Bowl
 Opponent - 51, Eli Roberson, Kansas State,
 2004 Fiesta Bowl

Pass Completions

Ohio State - 24, Mike Tomczak vs. USC,
 1985 Rose Bowl
 Opponent - 31, John Congemi, Pitt,
 1984 Fiesta Bowl

Passing Yardage

Ohio State - 320, Steve Bellisari vs. South Carolina,
 2002 Outback Bowl
 Opponent - 389, John Walsh, Brigham Young,
 1993 Holiday Bowl

Touchdown Passes

Ohio State - 4 Craig Krenzler vs. Kansas State,
 2004 Fiesta Bowl
 Opponent - 4, Matt Flynn, vs. LSU, 2008 BCS Championship Game

Longest Touchdown Passes

Longest Ohio State - 72, Joe Germaine to Dimitrious
 Stanley vs. Arizona State, 1997 Rose Bowl
 Longest Opponent - 67, Joe Sciarra to Wally Henry,
 UCLA, 1976 Rose Bowl

Pass Receptions

Ohio State - 11, David Boston vs. Texas A&M,
 1999 Sugar Bowl
 Opponent - 10, Lakei Heimuli, BYU, 1985 Citrus Bowl

Yards Receiving

Ohio State - 172, Cris Carter vs. USC,
 1985 Rose Bowl
 Longest - 72, Dimitrious Stanley vs. Arizona State,
 1997 Rose Bowl
 Opponent - 144, Ron Stover, Oregon,
 1958 Rose Bowl
 Longest - 67, Wally Henry, UCLA, 1976 Rose Bowl

Touchdowns Receiving

Ohio State - 2, Michael Jenkins vs. Kansas State,
 2004 Fiesta Bowl; 2, Santonio Holmes, vs. Kansas
 State, 2004 Fiesta Bowl; 2, Doug Donley vs. Penn
 State, 1980 Fiesta Bowl; 2, David Boston vs.
 Arizona State, 1997 Rose Bowl; 2, Darnell
 Sanders, vs. South Carolina, 2002 Outback Bowl
 Opponent - 2, Greg Taylor, Auburn, 1990 Hall of Fame Bowl
 2, Richard Dickson, vs. LSU, 2008 BCS Championship Game

Kickoff Returns

Ohio State - 5, Carlos Snow vs. Auburn, 1990 Hall of Fame Bowl
 5, Ray Small vs. LSU, 2008 BCS Championship Game
 Opponent - 6, Casey Tiumalu, BYU,
 1982 Holiday Bowl

Kickoff Return Yardage

Ohio State - 103, Carlos Snow vs. Auburn,
 1990 Hall of Fame Bowl
 Longest - 99, Keith Byars vs. Pitt,
 1984 Fiesta Bowl
 Opponent - 116, Casey Tiumalu, BYU,
 1982 Holiday Bowl
 Longest - 52, Eric Drage, BYU, 1993 Holiday Bowl

Punts

Ohio State - 8, Brent Bartholomew vs. Arizona State,
 1997 Rose Bowl; 8, Joel Kessel vs. Georgia, 1993
 Citrus Bowl; 8, Tom Tupa vs. BYU, 1985 Citrus
 Bowl
 Longest - 67, Andy Groom vs. South Carolina,
 2002 Outback Bowl
 Average - 50.0, A.J. Trapasso, vs. LSU,
 2008 BCS Championship Game
 Opponent - 9, Shane Lechler, Texas A&M, 1999
 Longest - 70, John Arnette, USC, 1955 Rose Bowl;
 70 Tyeler Dean vs. South Carolina,
 2002 Outback Bowl
 Average - 61.0, John Arnette, USC, 1955 Rose Bowl

Punt Returns

Ohio State - 4, Michael Jenkins vs. Kansas State,
 2004 Fiesta Bowl; 4, Chris Vance vs. South
 Carolina, 2002 Outback Bowl
 Opponent - 5, Mike Battle, USC, 1969 Rose Bowl

Punt Return Yardage

Ohio State - 64, Neal Colzie vs. USC,
 1974 Rose Bowl
 Longest - 56, Neal Colzie vs. USC, 1974 Rose Bowl
 Opponent - 86, Aramis Dandoy, USC,
 1955 Rose Bowl
 Longest - 86, Aramis Dandoy, USC, 1955 Rose Bowl

Interceptions

Ohio State - 2, Mark Pelini vs. Auburn (last time),
 1990 Hall of Fame Bowl
 Longest - 54, Vic Janowicz vs. California,
 1950 Rose Bowl
 Opponent - 2, Cedrick Williams, Kansas State, 2004
 Fiesta Bowl; 2, Carlton McDonald, Air Force,
 1990 Liberty Bowl
 Longest - 48, Charles Phillips, USC, 1973 Rose Bowl

OHIO STATE BOWL HISTORY

1921 ROSE BOWL

California	28
Ohio State	0

SCORING	1	2	3	4	-	F
California	7	14	0	7	-	28
Ohio State	0	0	0	0	-	0

Jan. 1, 1921, Tournament Park,



PASADENA, Calif. – California finished an undefeated season by spoiling OSU's first Rose Bowl appearance, and tagging the Buckeyes with their first loss of the year. It was a season in which the Bears rolled up 510 points to 14 for the opposition, and a team that would remain undefeated from 1920 until 1924. Cal quarterback Harold "Brick" Muller was named the player of the game and was

credited with a 53-yard touchdown pass.

It marked only the second time a Big Ten team had met a Pac 8 squad in the Rose Bowl, with Michigan having played Stanford in the first game in 1902.

First Quarter

CAL - Sprott 4 run (Toomey kick)

Second Quarter

CAL - Stephens 37 pass from Mjuller (Tommy kick)
CAL - Sprott 5 run (Erb kick)

Fourth Quarter

CAL - Deeds 1 run (Toomey kick)

TEAM STATISTICS	CAL	OSU
First Downs	17	11
Rushes-yards	56-244	23-105
Passing-yards	102	133
Comp.-Att.-Int	6-9-1	11-24-4
Punts	10-37.6	7-43.3
Penalty yards	52	0

Individual Statistics

Rushing (att.-yds.-TDs) - California: Sprott 20-94-2, Toomey 7-61-0, Nisbet 9-17-0, Deeds 8-36-1, Morrison 8-20-0, Eells 4-16-0.
Ohio State: Stinchcomb 11-82-0, H. Workman 4-10-0, Blair 6-11-0, Bliss 2-(-3)-0.

1950 ROSE BOWL

No. 3 California	14
No. 6 Ohio State	17

SCORING	1	2	3	4	-	F
California	0	7	7	0	-	14
Ohio State	0	0	14	3	-	17

Jan. 2, 1950, Rose Bowl, 100,963



PASADENA, Calif. – The Buckeyes avenged a loss to Cal in their first Rose Bowl trip by breaking a 14-all tie in the fourth quarter to snatch a victory from the Bears.

With just more than three minutes remaining in the game, Cal quarterback Bob Celeri was back to punt at his own 16 on fourth down. A low snap forced Celeri to kick the ball off his wrong (left

foot, the ball dribbling out of bounds at the Cal 13.

Three plays advanced Ohio State to the 6, where Jimmy Hague kicked the winning field goal with under two minutes remaining.

It was a dramatic end to a game OSU had dominated early, outgaining Cal 143-15 in total yards in the first half and driving inside the Bears' 20 three times with nothing to show for it. Two Ohio State touchdowns were called back by penalty.

For the game, OSU held a 255-239 advantage in yardage, gaining 221 on the ground. Fred Morrison topped all carriers with 127 yards for the Buckeyes.

Second Quarter

CAL - Monachino 6 run (Collum kick), 6:50

Third Quarter

OSU - Morrison 1 run (Hague kick), 7:29
OSU - Krall 2 run (Hague kick), 4:30
CAL - Monachino 44 run (Collum kick), 2:31

Fourth Quarter

OSU - Hague 27 field goal, 1:05

TEAM STATISTICS	CAL	OSU
First Downs	11	19
Rushes-yards	40-133	67-221
Passing-yards	106	34
Comp.-Att.-Int	3-13-4	4-13-1
Return yards	69	49
Punts	5-25.4	4-39.8
Fumbles-lost	0-0	4-1
Penalties-yards	9-45	7-50

INDIVIDUAL STATISTICS

Rushing (att.-yds.-TDs): California: Monachino 14-90-2, Brunk 9-38-0, Schabarum 6-24-0, Robison 2-8-0, Celeri 9-(-17)-0. **Ohio State:** Morrison 24-127-1, Krall 24-50-1, Savic 4-9-0, Schnittker 1-5-0, Swinehart 1-2-0, Janowicz 1-1-0, Sturtz 2-1-0, Hamilton 4-(-1)-0.

Passing (comp.-att.-int.-yds.-TDs) - California: Celeri 3-11-3-0 106, Erb 0-2-1-0-0. **Ohio State:** Krall 3-8-0-20-0, Savic 1-5-1-7-0.

Receiving (no.-yds.-TDs) - California: Begovich 1-15-0, Brunk 2-91-0. **Ohio State:** Savac 2-13-0, Hamilton 1-7-0, Armstrong 1-7-0.

1955 ROSE BOWL

No. 17 Southern California	7
No. 1 Ohio State	20

SCORING	1	2	3	4	-	F
So. California	0	7	0	0	-	7
Ohio State	0	14	0	6	-	20

Jan. 1, 1955, Rose Bowl 89,191



PASADENA, Calif. – Woody Hayes made his first trip to the Rose Bowl a memorable one, as the Buckeyes dominated the Trojans in the rain and mud. OSU and UCLA had tied for national championship honors, but the Bruins were excluded from the bowl because of the "no repeat" rule that was in effect.

Led by Howard "Hopalong" Cassady, the Buckeye ground game drove for 304 yards, helping OSU to a 360-206 advantage in total offense. Cassady ran for 92 yards, Dave Leggett for 67 and Bob Watkins for 64. Leggett, the Ohio State quarterback, was named the outstanding player of the game. He completed six of 11 passes on the day for 63 yards and a touchdown.

Second Quarter

OSU - Leggett 3 run (Weed kick), 14:25
OSU - Watkins 7 pass from Leggett (Watkins kick), 12:55
USC - Dandoy 86 punt return (Tsagalakis kick), 5:37

Fourth Quarter

OSU - Harkrader 9 run (Weed kick), 6:41

TEAM STATISTICS	USC	OSU
First Downs	6	22
Rushes-yards	28-177	69-305
Passing-yards	29	65
Comp.-Att.-Int	3-8-0	6-11-1
Return yards	128	56
Punts	5-46.6	4-38.3
Fumbles-lost	7-3	1-0
Penalties-yards	6-60	8-40

INDIVIDUAL STATISTICS

Rushing (att.-yds.-TDs) - USC: Arnett 9-123-0, Duvall 5-23-0, Crow 6-20-0, Contratto 5-12-0, Tisdale 2-8-0, Hall 1-(-9)-0.

Ohio State: Cassady 21-92-0, Leggett 16-67-1, Watkins 16-67-0, Harkrader 7-49-0, Bobo 6-19-0, Booth 3-11-0, Vivic 1-3-0.

Passing (comp.-att.-int.-yds.-TDs) - USC: Hall 1-4-0-23-0, Arnett 2-2-0-6-0, Contratto 0-2-0-0-0. **Ohio State:** Leggett 6-11-1-63-1.

Receiving (no.-yds.-TDs) - USC: Bordier 1-23-0, Clarke 1-5-0, Hall 1-1-0. **Ohio State:** Watkins 3-43-1, Cassady 1-11-0 Harkrader 1-15-0, Weed 1-6-0.

OHIO STATE BOWL HISTORY

1958 ROSE BOWL

Oregon	7
No. 2 Ohio State	10

SCORING	1	2	3	4	-	F
Oregon	0	7	0	0	-	7
Ohio State	7	0	0	3	-	10

Jan. 1, 1958, Rose Bowl, 98,202



PASADENA, Calif. – Already proclaimed national champions, the Buckeyes were heavy favorites against the Ducks. But the game wasn't decided until the fourth quarter.

Ohio State drove 79 yards on its first possession to take an early 7-0 lead. Frank Kremblas capped the drive by going in from 1 yard away, then converted the extra point.

Oregon came back to tie it at 7-all before the half, and actually had a chance to lead the Buckeyes in the third period with a field goal attempt that failed from the Ohio State 24.

The game came down to Don Sutherin's 24-yard field goal with 14:02 to go in the game. Oregon was stopped by a fumble on its next possession, and drove to the OSU 47 on its last drive before running out of downs.

First Quarter

OSU - Kremblas 1 rush (Kremblas kick), 7:57

Second Quarter

ORE - Shanley 5 run (Morris kick), 12:25

Fourth Quarter

OSU - Sutherin 34 field goal, 14:02

TEAM STATISTICS

	ORE	OSU
First Downs	21	19
Rushes-yards	42-160	61-245
Passing-yards	191	59
Comp.-Att.-Int	14-21-2	2-6-0
Return yards	38	43
Punts	0-0	2-19.0
Fumbles-lost	3-2	0-0
Penalties-yards	3-25	3-15

INDIVIDUAL STATISTICS

Rushing (att.-yds.-TDs) - Oregon: Morris 11-57, Shanley 11-59-1, Crabtree 16-16-0, West 2-16-0, Read 1-3-0, Tourville 1-9-0. **Ohio State:** White 25-93-0, Clark 14-82-0, Kremblas 13-43-1, Cisco 7-29-0, LeBeau 1-5-0, Cannavino 1-(-7)-0.

Passing (comp.-att.-int.-yds.-TDs) - Oregon: Crabtree 10-17-2-135-0, West 3-3-0-42-0, Tourville 1-1-0-14-0. **Ohio State:** Kremblas 2-6-0-59-0.


Receiving (no.-yds.-TDs) - Oregon: Stover 10-144-0, Tourville 2-27-0, Keele 1-8-0, Kimbrough 1-12-0. **Ohio State:** Houston 2-59-0.

1969 ROSE BOWL

No. 2 Southern California	16
No. 1 Ohio State	27

SCORING	1	2	3	4	-	F
So. California	0	10	0	6	-	16
Ohio State	0	10	3	14	-	27

Jan. 1, 1968, Rose Bowl, 102,063



PASADENA, Calif. – The Buckeyes put the finishing touches on a perfect 10-0 season and a national championship by coming from behind to beat Southern California. The game had matched unbeaten teams for the first time in the 22-year history of the Big 10-Pac 8 meeting at the Rose Bowl.

Heisman Trophy winner O.J. Simpson had followed a USC field goal with an 80-yard run to take the

Trojans to a 10-0 lead midway through the second quarter. Ohio State answered with a 1-yard run by Jim Otis and a 26-yard field goal by Jim Roman to tie before the half.

OSU would put it away with 14 points early in the final quarter. A USC fumble at the Trojans' 21 set up a Rex Kern pass to Leo Hayden for the final 4 yards, then a fumbled reception cost Southern Cal the ball again at its own 16. Kern, the game's MVP, hit Ray Gillian on the Buckeyes' first down for the score and a commanding 27-10 lead with 10:05 remaining. USC turned the ball over five times on the day, while OSU was error-free.

Second Quarter

USC - Ayala 21 field goal, 9:40
USC - Simpson 80 run (Ayala kick), 6:38
OSU - Otis 1 run (Roman kick), 1:45
OSU - Roman 26 field goal, 0:03

Third Quarter

OSU - Roman 25 field goal, 1:40

Fourth Quarter

OSU - Hayden 4 pass from Kern (Roman kick), 13:52
OSU - Gillian 16 pass from Kern (Roman kick), 10:05
USC - Dickerson 19 pass from Sogge (Sogge pass failed), 0:45

TEAM STATISTICS

	USC	OSU
First Down	19	21
Rushes-yards	42-177	67-260
Passing-yards	189	101
Return yards	119	65
Comp.-Att.-Int	19-31-2	9-15-0
Punts	6-36.7	7-45.6
Fumbles-lost	3-3	1-0
Penalties-yards	3-51	6-53

INDIVIDUAL STATISTICS

Rushing (att.-yds.-TDs) - USC: Simpson 28-171-1, Scott 5-16-0, Lawrence 1-9-0, Sogge 8-(-19)-0. **Ohio State:** Otis 30-101-1, Hayden 15-90-0, Kern 12-35-0, Gillian 6-14-0, Zelina 1-9-0, Brockington 2-6-0, Huff 1-5-0.

Passing (comp.-att.-int.-yds.-TDs) - USC: Sogge 19-30-1-189-1, Simpson 0-2-1-0-0. **Ohio State:** Kern 9-15-0-101-2.


Receiving (no.-yds.-TDs) - USC: Simpson 8-85-0, Dickerson 3-50-1, Klein 4-31-0, Lawrence 3-16-0, Chandler 1-7-0. **Ohio State:** Gillian 4-69-1, Hayden 2-8-1, White 1-17-0, Zelina 1-5-0, Jankowski 1-2-0.

1971 ROSE BOWL

No. 2 Ohio State	17
No. 12 Stanford	27

SCORING	1	2	3	4	-	F
Ohio State	7	7	3	0	-	17
Stanford	10	0	3	14	-	27

Jan. 1, 1971, Rose Bowl, 103,839



PASADENA, Calif. – Heisman Trophy winner Jim Plunkett quarterbacked Stanford to a come-from-behind win over favored and previously unbeaten OSU in the 1971 Rose Bowl.

Plunkett passed 30 times, completing 20 for 265 yards and a touchdown.

His performance offset a tremendous rushing day for Ohio State, as the Buckeyes rolled up

364 yards on the ground and actually led the Cardinal in total offense, 439-408. Rex Kern led OSU with 129 yards rushing, while John Brockington added 101 and two touchdowns.

Stanford scored the first two times it had the ball, only to see Ohio State gain a 14-10 lead at the half. After trading third quarter field goals, OSU drove from its own 6 to the Stanford 19 to begin the final quarter. On fourth and less than a yard, the Cardinal defense stopped Brockington short of the first down. Plunkett then ran and passed down the field for the go-ahead score.

First Quarter

STAN - Brown 4 run (Horowitz kick), 10:20
STAN - Horowitz 37 field goal, 6:50
OSU - Brockington 1 run (Schram kick), 3:45

Second Quarter

OSU - Brockington 1 run (Schram kick), 14:24

Third Quarter

STAN - Horowitz 48 field goal, 12:29
OSU - Schram 32 field goal, 8:33

Fourth Quarter

STAN - Brown 1 run (Horowitz kick), 10:03
STAN - Vataha 10 pass from Plunkett (Horowitz kick), 8:18

TEAM STATISTICS

	STAN	OSU
First Downs	21	22
Rushes-yards	37-183	67-380
Passing yards	265	75
Return yards	75	107
Comp.-Att.-Int.	20-30-1	7-20-1
Punts	0-0	0-0
Fumbles-lost	3-2	2-0
Penalties	3-46	6-64

INDIVIDUAL STATISTICS

Rushing (att.-yds.-TDs) - Stanford: Brown 10-41-2, Shockley 10-35-0, Plunkett 9-26-0, Sanderson 2-8-0, Kehl 2-1-0, Cross 1-41-0, Merrill 1-6-0, Moore 1-(-6)-0, Vataha 1-(-9)-0. **Ohio State:** Kern 20-129-0, Hayden 11-48-0, Brockington 21-101-2, Galbos 8-33-0, Jankowski 2- 41-0, Campana 2-10-0, Zelina 1-5-0, Maciejowski 2-(-3)-0.

Passing (comp.-att.-int.-yds.-TDs) - Stanford: Plunkett 20-30-1-265-1. **Ohio State:** Kern 4-13-1-40-0, Maciejowski 3-6-0-35-0, Galbos 0-1-0-0-0.

Receiving (no.-yds.-TDs) - Stanford: Washington 6-80-0, Vataha 6-51-1, Moore 5-113-0, Brown 3-13-0, Shockley 1-8-0. **Ohio State:** White 4-28-0, Zelina 2-27-0, Hayden 1-20-0.

OHIO STATE BOWL HISTORY

1973 ROSE BOWL

No. 3 Ohio State	17
No. 1 Southern California	42

SCORING	1	2	3	4	-	F
Ohio State	0	7	3	7	-	17
So. California	7	0	21	14	-	42

Jan. 1, 1973, Rose Bowl, 106,369



PASADENA, Calif. – Led by tailback Anthony Davis, USC broke a 7-all tie at halftime with three third quarter scores. Davis collected 157 of USC's 207 rushing yards and set up a Rose Bowl-record four Sam Cunningham touchdown runs.

The Trojans scored each time they touched the ball in the third quarter, Cunningham twice and Davis once from 20 yards.

The third quarter overshadowed a fine first half effort by Ohio State. At the half OSU held a 151-75 edge in rushing yards. Archie Griffin tallied 73 yards on 15 carries in the first half.

OSU appeared to be in gear when fullback Randy Keith capped a 56-yard, eight-play drive with 13:37 to go in the first half. But OSU could manage only a Blair Conway field goal in the third and a 5-yard John Bledsoe dash that ended an 87-yard drive with 44 seconds to play.

First Quarter

USC - Swann 10 pass from Rae (Rae kick), 1:30

Second Quarter

OSU - Keith 1 run (Conway kick), 13:37

Third Quarter

USC - Cunningham 2 run (Rae kick), 12:18
 OSU - Conway 21 field goal, 8:11
 USC - Davis 20 run (Rae kick), 5:51
 USC - Cunningham 1 run (Rae kick), 1:25

Fourth Quarter

USC - Cunningham 1 run (Rae kick), 9:10
 USC - Cunningham 1 run (Rae kick), 5:13
 OSU - Bledsoe 5 run (Conway kick), 0:34

TEAM STATISTICS

	USC	OSU
First downs	24	21
Rushes-yards	45-246	62-287
Passing yards	244	81
Comp.-Att.-Int.	19-27-0	5-11-2
Return yards	30	132
Punts	4-41.3	5-36.2
Fumbles-lost	2-1	2-1
Penalties-yards	6-48	2-7

INDIVIDUAL STATISTICS

Rushing (att.-yds.-TDs) - USC: Davis 23-157-1, Cunningham 11-38-4, McNeil 4-32-0, Washnera 1-7-0, Carter 1-4-0, Swann 1-2-0, Haden 1-(4)-0, Rae 3-(29)-0. **Ohio State:** Griffin 20-95-0, Keith 15-59-1, Galbos 9-57-0, Henson 7-23-0, Lippert 5-32-0, Morrison 2-16-0, Bledsoe 1-5-1, Hare 3-(12)-0.

Passing (comp.-att.-int.-yds.-TDs) - USC: Rae 18-25-0-229-1, Haden 1-2-0-15-0. **Ohio State:** Hare 4-8-1-64-0, Morrison 1-3-1-17-0.

Receiving (no.-yds.-TDs) - USC: Swann 6-108-1, Young 6-82-0, Davis 3-17-0, Moore 2-21-0, Cunningham 1-2-0, McKay 1-14-0. **Ohio State:** Holycross 2-37-0, Griffin 2-27-0, Smurda 1-17-0.

1974 ROSE BOWL

No. 7 Southern California	21
No. 4 Ohio State	42

SCORING	1	2	3	4	-	F
So. California	3	11	7	0	-	21
Ohio State	7	7	13	15	-	42

Jan. 1, 1974, Rose Bowl, 105,267



PASADENA, Calif. – Ohio State used a powerful running attack, led by Archie Griffin's 149 yards, to break open a close game and run past USC. Pete Johnson added 94 yards and three touchdowns for the Buckeyes, who totaled 320 yards on the ground.

OSU fell behind, 21-14, early in the third before scoring the final 13 points of the quarter. The first score was set up by a Cornelius Greene to Fred Pagac pass good for 39 yards to the USC 4. Johnson bulled over for the tally, and a blocked extra point kick left it 21-20.

Ohio State took the lead for good after Neal Colzie set up the go-ahead score with a 56-yard punt return to the USC 9. Greene covered the final yard with 2:12 left in the quarter for a 27-21 lead.

Griffin capped the final scoring drive with 4:35 remaining by dashing 47 yards over right tackle.

First Quarter

USC - Limahelu 47 field goal, 13:27
 OSU - Johnson 1 run (Conway kick), 0:25

Second Quarter

USC - Limahelu 42, field goal, 11:12
 USC - McKay 10 pass from Davis (McKay pass from Haden), 5:16
 OSU - Johnson 1 run (Conway kick), 0:49

Third Quarter

USC - Davis 1 run (Limahelu kick), 6:30
 OSU - Johnson 4 run (Conway kick blocked), 4:53
 OSU - Greene 1 run (Conway kick), 2:12

Fourth Quarter

OSU - Elia 2 run (Greene run), 10:38
 OSU - Griffin 47 run (Conway kick), 4:35

TEAM STATISTICS

	USC	OSU
First downs	27	20
Rushes-yards	42-210	59-323
Passing yards	239	129
Comp.-Att.-Int.	22-40-0	6-8-1
Return yards	154	133
Punts	3-36.0	2-41.0
Fumbles-lost	2-1	2-1
Penalties-yards	6-40	7-59

INDIVIDUAL STATISTICS

Rushing (att.-yds.-TDs) - USC: Davis 16-74-1, McNeil 8-46-0, Moore 6-42-0, Haden 11-2-0, Diggs 1-3-0. **Ohio State:** Griffin 22-149-1, Johnson 21-94-3, Greene 7-45-1, Elia 8-27-1, Bachnagel 1-5-0.

Passing (comp.-att.-int.-yds.-TDs) - USC: Haden 21-39-0-229-0, Davis 1-1-0-10-1. **Ohio State:** Greene 6-8-1-129-0.

Receiving (no.-yds.-TDs) - USC: McKay 6-83-1, McNeil 4-39-0, Obradovich 2-28-0, Swann 5-47-0, Moore 3-19-0, Davis 1-8-0, Diggs 1-15-0. **Ohio State:** Pagac 4-89-0, Hazel 1-15-0, Baschnagel 1-25-0.

1975 ROSE BOWL

No. 3 Ohio State	17
No. 5 Southern California	18

SCORING	1	2	3	4	-	F
Ohio State	0	7	0	10	-	17
So. California	3	0	0	15	-	18

Jan. 1, 1975, Rose Bowl, 106,721



PASADENA, Calif. – Flanker Shelton Diggs made a diving catch of a Pat Haden pass for a two-point conversion with slightly more than two minutes left in the game to bring the Trojans from behind and spoil Ohio State's national championship hopes. It ended a wild final stanza in which 25 of the game's 35 points were scored.

The third period was one of missed opportunities for the Buckeyes, who twice had the ball inside the USC 10 but failed to score.

Ohio State had staked itself to a 17-10 lead by scoring on its first two possessions of the fourth period, however. Cornelius Greene engineered an 82-yard drive, covering the final 3 yards himself for the first score. Following a USC fumble at its own 30, Tom Klaban kicked a field goal when the Buckeyes stalled out at the 15.

Haden, starting at the USC 17, took the Trojans 83 yards to the eventual winning touchdown and conversion. The game ended on OSU's ensuing drive when Tom Skladany's 62-yard field goal try fell short.

First Quarter

USC - Limahelu 30 field goal, 0:41

Second Quarter

OSU - Henson 2 run (Klaban kick), 4:42

Fourth Quarter

USC - Obradovich 8 pass from Haden (Limahelu kick), 13:46
 OSU - Greene 3 run (Klaban kick), 9:21
 OSU - Klaban 32 field goal, 6:38
 USC - McKay 38 pass from Haden (Diggs pass from Haden), 2:03

TEAM STATISTICS

	USC	OSU
First Downs	24	14
Rushes-yards	53-290	49-210
Passing yards	181	93
Comp.-Att.-Int.	12-22-2	8-14-1
Return yards	77	50
Punts	2-14.5	3-47.6
Fumbles-lost	2-2	4-2
Penalties-yards	2-21	3-25

INDIVIDUAL STATISTICS

Rushing (att.-yds.-TDs) - USC: Carter 18-75-0, Davis 13-67-0, Farmer 7-67-0, Bell 6-38-0, Lucas 1-16-0, Haden 5-9-0, Ford 3-8-0. **Ohio State:** Griffin 20-75-0, Greene 11-52-1, Johnson 10-33-0, Baschnagel 4-21-0, Henson 4-12-1.

Passing (comp.-att.-int.-yds.-TDs) - USC: Haden 12-22-2-181-2. **Ohio State:** Greene 8-14-1-93-0.

Receiving (no.-yds.-TDs) - USC: McKay 5-104-1, Obradovich 4-75-1, Davis 1-9-0, Carter 1-(2)-0, Farmer 1-(5)-0. **Ohio State:** France 2-28-0, Griffin 2-25-0, Bartoszek 2-22-0, Baschnagel 2-18-0.

OHIO STATE BOWL HISTORY

1976 ROSE BOWL

No. 1 Ohio State	10
No. 11 UCLA	23

SCORING	1	2	3	4	-	F
Ohio State	3	0	0	7	-	10
UCLA	0	0	16	7	-	23

Jan. 1, 1976, Rose Bowl, 105,464



PASADENA, Calif. – All-America quarterback John Sciarra led UCLA to 23 second-half points to upset top-ranked and previously unbeaten Ohio State. Sciarra hit on nine of 13 second-half attempts for 173 yards, helping the Bruins amass 366 yards in total offense in the half.

Despite the backfield of Big Ten MVP Cornelius Greene, two-time Heisman Trophy Award winner

Archie Griffin and national scoring leader Pete Johnson, OSU was limited to 124 yards in the second half.

Ohio State was impressive offensively in the first half, gaining 174 yards and 11 first downs, but managed only a 3-0 lead. Defensively, OSU held UCLA to 48 yards.

But sparked by Sciarra and the running of Wendell Tyler, the Bruins roared back to dash OSU's national championship hopes and spoil a fourth-consecutive Rose Bowl trip for the Buckeye seniors. Sciarra directed drives of 61 and 83 yards in the third quarter, hitting Wally Henry with scoring tosses of 16 and 67 yards.

OSU answered with a 65-yard scoring march to close it to 16-10, but Tyler broke away for a 54-yard touchdown run and close out the scoring.

First Quarter

OSU - Klaban 42 field goal, 8:20

Third Quarter

UCLA - White 33 field goal, 12:16
UCLA - Henry 16 pass from Sciarra (White kick failed), 9:05
UCLA - Henry 67 pass from Sciarra (White kick), 1:11

Fourth Quarter

OSU - Johnson 3 run (Klaban kick), 11:46
UCLA - Tyler 54 run (White kick), 3:42

TEAM STATISTICS	UCLA	OSU
First downs	19	20
Rushes-yards	47-202	51-208
Passing yards	212	90
Return yards	50	116
Comp.-Att.-Int.	13-19-2	7-18-2
Punts	5-39.4	5-47.2
Fumbles-lost	2-1	3-1
Penalties-yards	4-30	3-25

INDIVIDUAL STATISTICS

Rushing (att.-yds.-TDs) - UCLA: Tyler 21-172-1, Ayers 12-36-0, Henry 1-10-0, Thomas 1-2-0, Zaby 1-1-0, Sciarra 11-(-19)-0. **Ohio State:** Griffin 17-93-0, Johnson 19-70-1, Greene 15-45-0.

Passing (comp.-att.-int.-yds.-TDs) - UCLA: Sciarra 13-19-2-212-2. **Ohio State:** Greene 7-18-2-90-0.

Receiving (no.-yds.-TDs) - UCLA: Henry 5-113-2, N. Anderson 3-39-0, Pederson 2-26-0, Walker 2-24-0, Reece 1-10-0. **Ohio State:** Baschnagel 3-26-0, Kain 1-19-0, Willis 1-21-0, A. Griffin 1-12-0, Johnson 1-12-0.

1977 ORANGE BOWL

No. 12 Colorado	10
No. 11 Ohio State	27

SCORING	1	2	3	4	-	F
Colorado	10	0	0	0	-	10
Ohio State	7	10	3	7	-	27

Jan. 1, 1977, Orange Bowl, 65,537



MIAMI, Fla. – After Colorado jumped to an early 10-0 lead, Rod Gerald came off the Buckeyes' bench to lead OSU to its ninth victory of the season.

Gerald, idle since the seventh game of the schedule with a bone chip in his lower back, rushed 14 times for 81 yards, including 17 on his first snap. That run set up a 36-yard scoring dash by Jeff Logan to get OSU on the board with 3:11 to go in the first quarter.

The Buckeyes went on to score on the next two possessions, beginning with Tom Skladany's 28-yard field goal with 9:33 left in the half. Pete Johnson went in from 3 yards out to cap a 99-yard march following a blocked Buffalo field goal attempt to give OSU the lead for good with 24 seconds remaining before intermission.

Gerald ended the scoring with a 4-yard run late in the fourth quarter, and was later named the back of the game.

OSU outgained Colorado 330-271, including 271 yards rushing.

First Quarter

CO - Zettenberg 26 field goal, 9:04
CO - Moorehead 11 pass from Knapple (Zettenberg kick), 3:54
OSU - Logan 36 run (Skladany kick), 3:11

Second Quarter

OSU - Skladany 28 field goal, 9:33
OSU - Johnson 3 run (Skladany kick), 0:24

Third Quarter

OSU - Skladany 20 field goal, 2:30

Fourth Quarter

OSU - Gerald 4 run (Skladany kick), 0:45

TEAM STATISTICS	CU	OSU
First downs	5	17
Rushes-yards	40-134	71-271
Passing yards	137	59
Comp.-Att.-Int.	8-23-0	2-7-2
Return yards	74	149
Punts	7-35.2	3-42.3
Fumbles-lost	1-0	4-4
Penalties-yards	8-60	4-37
Time of Possession	25:31	34:29

INDIVIDUAL STATISTICS

Rushing (att.-yds.-TDs) - Colorado: Reed 22-58-0, Waddy 1-40-0, Kelleher 11-26-0, Knapple 5-13-0, Moorehead 1-(-3)-0. **Ohio State:** Springs 23-98-0, Gerald 14-81-1, Logan 14-79-1, Johnson 14-26-1, Jackson 1-1-0, Campbell 1-0-0, Pacenta 4-(-14)-0.

Passing (comp.-att.-int.-yds.-TDs) - Colorado: Knapple 8-22-2-137-1, Gaunty 0-1-0-0-0. **Ohio State:** Gerald 2-6-0-59-0, Pacenta 0-1-0-0-0.

Receiving (no.-yds.-TDs) - Colorado: Moorehead 4-68-1, Reed 2-51-0, Hasselbeck 2-18-0. **Ohio State:** Harrell 2-59-0.

1978 SUGAR BOWL

No. 9 Ohio State	6
No. 3 Alabama	35

SCORING	1	2	3	4	-	F
Ohio State	0	0	0	6	-	6
Alabama	0	13	8	14	-	35

Jan. 3, 1978, Louisiana Superdome, 76,811



NEW ORLEANS, La. – In the first meeting between coaching legends Woody Hayes and Paul "Bear" Bryant of Alabama, the Crimson Tide made a pitch for the national championship with a convincing performance. It also marked OSU's first appearance in the Sugar Bowl.

Alabama's Jeff Rutledge was the game's most valuable player.

Rutledge was good on eight of 11 passing attempts for 109 yards, including scoring strikes of 27 yards to Bruce Bolton and a 3-yarder to Rick Neal to stake the Tide to a 21-0 lead in the third quarter.

Alabama rolled up 389 yards in total offense, 286 on the ground. Ohio State was limited to 263 yards, and gave up the ball three times on interceptions. The lone Buckeye score was a 38-yard Rod Gerald to Jim Harrell pass which capped an 85-yard drive.

The Buckeyes' defense did cause 10 Crimson Tide fumbles on the day, but Alabama lost only two of the miscues.

Second Quarter

ALA - Nathan 1 run (Chapman kick), 11:31
ALA - Bolton 27 pass from Rutledge (Chapman kick failed), 4:08

Third Quarter

ALA - Neal 3 pass from Rutledge (Nathan pass from Rutledge), 1:13

Fourth Quarter

OSU - Harrell 38 pass from Gerald (Logan run failed), 13:34
ALA - Ogilvie 1 run (Chapman kick), 6:30
ALA - Davis 5 run (Chapman kick), 5:09

TEAM STATISTICS	ALA	OSU
First downs	25	13
Rushes-yards	68-286	38-179
Passing yards	109	103
Return yards	65	83
Comp.-Att.-Int.	8-11-0	7-17-3
Punts	1-33.0	4-37.5
Fumbles-lost	10-2	0-0
Penalties-yards	1-5	4-40

INDIVIDUAL STATISTICS

Rushing (att.-yds.-TDs) - Alabama: Davis 24-95-1, Crow 5-46-0, Nathan 11-35-1, Ogilvie 6-29-1, Ferguson 6-24-0, Shealy 4-23-0, K. Jones 2-14-0, Bolton 1-6-0, Turpin 1-6-0, Rutledge 8-2-0. **Ohio State:** Springs 10-74-0, Logan 13-57-0, Campbell 4-14-0, Donley 1-12-0, Harrell 1-2-0, Gerald 9-1-0.

Passing (comp.-att.-int.-yds.-TDs) - Alabama: Rutledge 8-11-0-109-2. **Ohio State:** Gerald 7-17-3-103-1.

Receiving (no.-yds.-TDs) - Alabama: Newsom 2-45-0, Ferguson 2-28-0, Bolton 1-27-1, Nathan 1-9-0, Ogilvie 1-7-0, Neal 1-3-1. **Ohio State:** Hunter 2-25-0, Springs 2-6-0, Harrell 1-38-1, Moore 1-22-0, Jaco 1-12-0.

OHIO STATE BOWL HISTORY

1978 GATOR BOWL

No. 20 Ohio State 15
No. 6 Clemson 17

SCORING	1	2	3	4	-	F
Ohio State	0	9	0	6	-	15
Clemson	0	10	7	0	-	17

Dec. 29, 1978, Gator Bowl (72,011)



JACKSONVILLE, Fla.—The Clemson Tigers won their 10th consecutive game of the season and 11th overall by holding off Ohio State in Woody Hayes' last game as head coach at OSU.

After Bob Atha gave Ohio State an early 3-0 lead with a 27-yard field goal, Clemson's Steve Fuller, named the game's outstanding player, directed the Tigers on an 80-yard, seven-minute drive. Fuller passed for 25 yards and ran for 36, including a scoring jaunt of 4 yards, in the drive.

Freshman Art Schlichter answered with a 78-yard drive, scoring himself from 4 yards away. Vlade Janakievski's extra point was blocked, but OSU had a 9-7 lead.

Clemson scored the next 10 points before Schlichter tallied again at the end of an 88-yard march with 8:11 left in the game. His two-point conversion run was stopped short of the goal line.

OSU got a chance at victory when Tim Sawicki covered a Fuller fumble on the Clemson 24 with 4:22 remaining. But on third-and-five at the 24, the Tigers' Charlie Bauman stepped in front of a Schlichter pass intended for Ron Springs, and OSU's hopes were dashed.

Second Quarter

OSU - Atha 27 field goal, 12:08
CLEM - Fuller 4 run (Ariri kick), 5:03
OSU - Schlichter 4 run (Janakievskick failed), 1:21
CLEM - Ariri 47 field goal, 0:05

Third Quarter

CLEM - Austin 1 run (Ariri kick), 2:16

Fourth Quarter

OSU - Schlichter 1 run (Schlichter run failed), 8:11

TEAM STATISTICS	CLEM	OSU
First downs	20	16
Rushes-yards	60-207	44-150
Passing yards	123	205
Return yards	30	111
Comp.-Att.-Int.	9-20-0	16-20-1
Punts	6-38.3	4-41.5
Fumbles-lost	5-1	1-0
Penalties-yards	7-65	7-83

INDIVIDUAL STATISTICS

Rushing (att.-yds.-TDs) - Clemson: Perry 14-54-0, Ratchford 10-54-0, Fuller 17-39-1, Sims 8-34-0, Brown 6-16-0, Austin 3-11-1, Goggins 2-0-0. **Ohio State:** Schlichter 18-70-2, Springs 10-42-0, Campbell 11-26-0, Volley 2-2-0, Murray 2-8-0, Johnson 1-2-0.

Passing (comp.-att.-int.-yds.-TDs) - Clemson: Fullner 9-20-0-123-0. **Ohio State:** Schlichter 16-20-1-205-0.

Receiving (no.-yds.-TDs) - Clemson: Butler 4-44-0, Tuttle 3-41-0, Clark 1-28-0, Ratchford 1-10-0. **Ohio State:** Donley 3-44-0, Gerald 3-33-0, Springs 2-(-5)-0, Campbell 2-17-0, Barwig 2-51-0, Murray 2-16-0, Hunter 2-49-0.

1980 ROSE BOWL

No. 1 Ohio State 16
No. 3 Southern California 17

SCORING	1	2	3	4	-	F
Ohio State	0	10	3	3	-	16
So. California	3	7	0	7	-	17

Jan. 1, 1980, Rose Bowl, 105,526



PASADENA, Calif. — Unranked in the preseason polls, the Buckeyes posted an 11-0 regular season record, but thanks to Charles White, their fairy tale season came to an end in the Rose Bowl.

White, the Heisman Trophy winner, shattered the Rose Bowl rushing record with 242 yards, including 71 yards on USC's game-winning drive. Trailing 16-10 with 5:21 to play, the top-ranked Trojans marched 83 yards in eight plays, with White diving over from the 1 for the score. The all-important point after knocked the No. 2 Buckeyes out of national championship contention.

USC outgained OSU, 519-412, in total offense.

First Quarter

USC - Hipp 41 field goal, 4:37

Second Quarter

USC - K. Williams 53 pass from McDonald (Hipp kick), 9:11
OSU - Janakievski 35 field goal, 3:10
OSU - Williams 67 pass from Schlichter (Janakievski kick), 0:21

Third Quarter

OSU - Janakievski 37 field goal, 10:53

Fourth Quarter

OSU - Janakievski 24 field goal, 9:42
USC - White 1 run (Hipp kick), 1:32

TEAM STATISTICS	USC	OSU
First downs	23	16
Rushes-yards	52-285	40-115
Passing yards	234	297
Return yards	89	26
Comp.-Att.-Int.	11-24-1	11-21-1
Punts	1-52.0	3-43.3
Fumbles-lost	2-1	1-1
Penalties-yards	3-33	2-18

INDIVIDUAL STATISTICS

Rushing (att.-yds.-TDs) - USC: White 39-247-1, Allen 9-43-0, Hayes 3-8-0, McDonald 1-(-13)-0. **Ohio State:** Murray 18-73-0, Spencer 4-15-0, Campbell 5-12-0, Hicks 2-15-0, Volley 2-6-0, Schlichter 9-(-6)-0.

Passing (comp.-att.-int.-yds.-TDs) - USC: McDonald 11-24-1-234-1. **Ohio State:** Schlichter 11-21-1-297-1.

Receiving (no.-yds.-TDs) - USC: K. Williams 2-70-1, Garcia 2-57-0, Butler 2-45-0, Allen 2-41-0, White 2-7-0, Brenner 1-14-0. **Ohio State:** Donley 4-110-0, Williams 3-131-1, Murray 2-31-0, Hicks 1-21-0, Volley 1-4-0.

1980 FIESTA BOWL

No. 11 Ohio State 19
No. 10 Penn State 31

SCORING	1	2	3	4	-	F
Ohio State	6	13	0	0	-	19
Clemson	7	3	7	14	-	31

Dec. 26, 1980, Sun Devil Stadium (66,738)



TEMPE, Ariz. — A record crowd of 66,738 had hardly settled into its seats when Penn State's Curt Warner ran 64 yards for a touchdown on the Nittany Lions' first play from scrimmage.

The rest of the first half, however, belonged to the Buckeyes as quarterback Art Schlichter threw for 244 yards and three touchdowns to stake OSU to a 19-10 lead at intermission. Flanker Doug Donley was on the receiving end of two of those scoring passes and split end Gary Williams hauled in the third.

But after rolling up 339 yards in the first half, the Buckeyes were held to just 73 in the second by a fired up Penn State defense. And while the Nittany Lions' defense was pitching a shutout in the final two quarters, their offense tallied three touchdowns to win the second half and the game.

First Quarter

PSU - Warner 64 run (Menhardt kick), 13:53
OSU - Donley 23 pass from Schlichter (Janakievski kick), 12:00

Second Quarter

OSU - Williams 33 pass from Schlichter (Schlichter run failed), 6:25
OSU - Donley 19 pass from Schlichter (Atha kick), 2:40
PSU - Menhardt 38 field goal, 0:08

Third Quarter

PSU - Blackledge 3 run (Menhardt kick), 10:36

Fourth Quarter

PSU - Williams 4 run (Menhardt kick), 14:19
PSU - Moore 37 run (Menhardt kick), 0:45

TEAM STATISTICS	PSU	OSU
First downs	22	23
Rushes-yards	56-351	39-110
Passing yards	117	302
Return yards	122	72
Comp.-Att.-Int.	8-22-0	20-35-1
Punts	5-40.8	7-38.7
Fumbles-lost	1-1	1-0
Penalties-yards	2-10	2-30

INDIVIDUAL STATISTICS

Rushing (att.-yds.-TDs) - Penn State: Warner 18-155-1, Moore 10-76-1, Coles 6-57-0, Meade 7-30-0, Blackledge 10-12-1, Hostetler 1-12-0, Williams 4-9-1. **Ohio State:** Murray 10-75-0, Gayle 11-39-0, Spencer 4-29-0, Langley 1-(-9)-0, Schlichter 13-(-24)-0.

Passing (comp.-att.-int.-yds.-TDs) - Penn State: Blackledge 8-22-0-117-0. **Ohio State:** Schlichter 20-35-1-302-3.

Receiving (no.-yds.-TDs) - Penn State: Baugh 3-53-0, Scovill 3-42-0, McCloskey 1-22-0, Warner 1-0-0. **Ohio State:** Donley 5-122-2, Williams 7-112-1, Gayle 4-29-0, Langley 2-32-0, Murray 2-7-0.

OHIO STATE BOWL HISTORY

1981 LIBERTY BOWL

Navy	28
No. 15 Ohio State	31

SCORING	1	2	3	4	-	F
Navy	7	6	7	8	-	28
Ohio State	10	7	7	7	-	31

Dec. 30, 1981, Liberty Bowl Stadium (43,216)



MEMPHIS, Tenn. – Underdog Navy put up a valiant fight for three quarters before finally falling to the Buckeyes. The win snapped a string of four-consecutive bowl losses for Ohio State, dating back to the 1978 Sugar Bowl.

Art Schlichter, playing in his final game for the Buckeyes, threw his 49th and 50th career touchdown passes.

OSU led early, 10-0, but Navy, led by quarterback Marco Pagnanelli and running back Eddie Meyers, refused to quit and took a 20-17 lead midway through the third quarter.

Ohio State finally opened a 31-20 lead early in the fourth quarter, but Navy cut the deficit to three with eight seconds left on a TD pass and a two-point conversion. OSU recovered the on-side kick and ran out the clock.

First Quarter

OSU - Atha 35 field goal, 11:45
OSU - Williams 50 pass from Schlichter (Atha kick), 9:57
NAVY - Papajohn 1 pass from Pagnanelli (Fehr kick), 2:01

Second Quarter

NAVY - Fehr 41 field goal, 13:15
OSU - J. Gayle 1 run (Atha kick), 7:15
NAVY - Fehr 23 field goal, 3:42

Third Quarter

NAVY - Olson 20 block punt return (Fehr kick), 11:00
OSU - J. Gayle 2 run (Atha kick), 2:08

Fourth Quarter

OSU - Anderson 9 pass from Schlichter (Atha kick), 12:02
NAVY - Papajohn 1 pass from Pagnanelli (Papajohn pass from Pagnanelli), 0:08

TEAM STATISTICS	NAVY	OSU
First downs	19	19
Rushes-yards	50-75	47-173
Passing yards	240	159
Return yards	145	118
Comp.-Att.-Int.	15-29-1	11-26-1
Punts	5-22.8	6-32.6
Fumbles-lost	3-2	2-1
Penalties-yards	2-20	9-76

INDIVIDUAL STATISTICS

Rushing (att.-yds.-TDs) - Navy: Myers 30-117-0, Pagnanelli 13-(-26)-0, Jackson 3-0-0, McCallum 1-0-0, Yelder 1-2-0, Clouse 1-2-0, Team 1-(-25)-0. **Ohio State:** Spencer 22-96-0, J. Gayle 15-88-2, Broadnax 4-11-0, Schlichter 6-(-22)-0.

Passing (comp.-att.-int.-yds.-TDs) - Navy: Pagnanelli 14-27-1-201-2, Fehr 1-1-0-39-0, McCallum 0-1-0-0-0.

Ohio State: Schlichter 11-26-1-159-2.

Receiving (no.-yds.-TDs) - Navy: Papajohn 4-41-2, Weller 2-50-0, McCallum 2-45-0, Yelder 3-27-0, Meyers 3-15-0, Caimello 1-39-0, Jackson 1-13-0. **Ohio State:** Anderson 5-57-1, Williams 2-61-1, Frank 3-36-0, Spencer 1-5-0.

1982 HOLIDAY BOWL

Brigham Young	17
Ohio State	47

SCORING	1	2	3	4	-	F
Brigham Young	0	10	0	7	-	17
Ohio State	3	14	17	13	-	47

Dec. 17, 1982, Jack Murphy Stadium (52,533)



SAN DIEGO, Calif. – There were those who thought Ohio State was the best team in the country during the last six weeks of the season. The Holiday Bowl did nothing to alter that line of thinking.

In winning their seventh-consecutive game and their second-consecutive bowl, the Buckeyes completely dominated the Cougars.

BYU led only once, 10-7, early in the second period. Tim Spencer's 61-yard run took care of that. Spencer scored two of the Buckeyes' TDs as did his backup, Jimmy Gayle.

Linebacker Marcus Marek had eight tackles to pass Tom Cousineau as OSU's all-time leading tackler.

First Quarter

OSU - FG Spangler 47, 6:54

Second Quarter

BYU - Belhom 7 pass from Young (Gunther kick), 13:56
OSU - Spencer 61 run (Spangler kick), 12:55
OSU - Tomczak 3 run (Spangler kick), 11:14
BYU - Gunther 39 field goal, 1:43

Third Quarter

OSU - Broadnax 1 run (Spangler kick), 8:57
OSU - Spencer 18 run (Spangler kick), 7:58
OSU - Spangler 37 field goal, 6:00

Fourth Quarter

OSU - Gayle 1 run (Spangler kick), 12:58
BYU - Hudson 13 pass from Young (Gunther kick), 7:09
OSU - Gayle 5 run (Spangler kick failed), 2:05

TEAM STATISTICS	BYU	OSU
First downs	21	24
Rushes-yards	18-19	66-345
Passing yards	352	132
Return yards	0	44
Comp.-Att.-Int.	28-46-1	11-19-0
Punts	5-34.8	3-37.7
Fumbles-lost	1-1	1-1
Penalties-yards	9-75	12-109
Time of Possession	25:27	34:33

INDIVIDUAL STATISTICS

Rushing (att.-yds.-TDs) - BYU: Hamilton 3-14-0, Tiumalu 3-13-0, Stinnett 1-3-0, Pettis 1-1-0, Young 9-(-4)-0, Balholm 1-(-8)-0.

Ohio State: Spencer 21-167-2, Gayle 17-80-2, Broadnax 15-58-1, Tomczak 8-25-1, Byars 2-2-0, Lindsey 1-4-0, Offenbecker 1-2-0, Anderson 1-(-9)-0.

Passing (comp.-att.-int.-yds.-TDs) - BYU: Young 27-45-1-341-2, Fowler 1-1-0-11. **Ohio State:** Tomczak 11-19-0-132-0.


Receiving (no.-yds.-TDs) - BYU: Hudson 7-81-1, Stinnett 4-31-0, Balholm 3-58-1, Pendleton 2-53-0, Edd 2-44-0, Collie 2-25-0, McNabb 2-17-0, Hamilton 2-11-0, Jones 1-14-0. **Ohio State:** Williams 5-63-0, Gayle 3-12-0, Spencer 1-23-0, Anderson 1-19-0, Jemison 1-15-0.

1984 FIESTA BOWL

No. 15 Pitt	23
No. 14 Ohio State	28

SCORING	1	2	3	4	-	F
Pitt	0	7	0	16	-	23
Ohio State	7	7	0	14	-	28

Jan. 2, 1984, Sun Devil Stadium (66,484)



TEMPE, Ariz. – Ohio State and Pitt combined for 897 yards and scored 30 of their 51 points in the final 15 minutes of play to keep everyone in their seats.

Trailing 23-21 after a 37-yard field goal by Snuffy Everett had given Pitt its first lead with 2:39 to play, Ohio State marched 89 yards for the winning score.

Split end Thad Jemison scored the game winner, hauling in a 39-yard pass from Mike Tomczak with 39 seconds left on the clock.

Still it wasn't over. Pitt had one more at bat and quarterback John Congemi marched the Panthers to the Ohio 24 before being injured. He watched helplessly as sub Chris Jelic failed in his two tries to produce the winning score before time ran out.

Keith Byars scored two touchdowns for the Buckeyes, one on a 99-yard kick return. Jemison, who tied a Fiesta Bowl record with eight catches, was the game's MVP.

First Quarter

OSU - Tomczak 3 run (Spangler kick), 13:17

Second Quarter

PIT - Wilson 6 pass from Congemi (Everett kick), 13:25
OSU - Byars 11 run (Spangler kick), 0:51

Fourth Quarter

PIT - Wilson fumble recovery (Everett kick), 14:35
OSU - Byars 99 kick return (Spangler kick), 14:21
PIT - Collins 11 pass from Congemi (Congemi pass failed), 9:47
PIT - Everett 37 field goal, 2:39
OSU - Jemison 39 pass from Tomczak (Spangler kick), 0:39

TEAM STATISTICS	PITT	OSU
First downs	27	21
Rushes-yards	37-146	46-184
Passing yards	341	226
Return yards	113	170
Comp.-Att.-Int.	31-46-2	15-32-1
Sacked-yards lost	1-7	1-9
Punts	3-39.0	4-37.3
Fumbles-lost	2-1	3-1
Penalties-yards	8-60	8-70
Time of Possession	30:47	29:13

INDIVIDUAL STATISTICS

Rushing (att.-yds.-TDs) - Pitt: McCall 26-115-0, Congemi 6-20-0, Bailey 4-10-0, McIntyre 1-1-0. **Ohio State:** Byars 15-73-1, Broadnax 6-38-0, Wooldridge 7-31-0, Tomczak 12-21-1, Bates 6-21-0.

Passing (comp.-att.-int.-yds.-TDs) - Pitt: Congemi 31-44-2-341-2, Jelic 0-3-0-0-0. **Ohio State:** Tomczak 15-32-1-226-1.

Receiving (no.-yds.-TDs) - Pitt: Wallace 8-97-0, Collins 7-72-1, McCall 6-75-0, Wilson 5-35-1, Casper 2-41-0, McIntyre 2-11-0, Bailey 1-7-0. **Ohio State:** Jemison 8-131-1, Frank 4-57-0, Byars 2-21-0, Anderson 1-17-0.

OHIO STATE BOWL HISTORY

1985 ROSE BOWL

No. 6 Ohio State	17
No. 18 Southern California	20

SCORING	1	2	3	4	-	F
Ohio State	3	3	3	8	-	17
So. California	10	7	3	0	-	20

Jan. 1, 1985, Rose Bowl (102,594)



PASADENA, Calif. – Ohio State outgained USC, 403-261, but the Trojan defense steadfastly refused to let the Buckeyes cross the goal line.

USC led 17-6 at the half on a pair of TD passes by Tim Green. OSU's Rich Spangler made it 17-9 with a Rose Bowl record 52-yard field goal, but USC offset that score with Steve Jordan's second field goal of the day.

Ohio State finally scored a TD with 7:34 to play on a Mike Tomczak to Cris Carter pass. Tomczak's run on the PAT made it 20-17.

OSU had one final possession and moved to the USC 43. But the next four plays resulted in a sack and three incompletions, and the Buckeyes' three-game bowl winning streak was ended.

Carter, the freshman split end, caught nine passes for 172 yards to shatter Don Hutson's Rose Bowl record.

First Quarter

OSU - Spangler 21 field goal, 12:08
 USC - Jordan 51 field goal, 6:52
 USC - Cormier 3 pass from Green (Jordan kick), 1:54

Second Quarter

USC - Ware 19 pass from Green (Jordan kick), 0:22
 OSU - FG Spangler 46 field goal, 0:00

Third Quarter

OSU - Spangler 52 field goal, 6:37
 USC - Jordan 51 field goal, 4:05

Fourth Quarter

OSU - Carter 18 pass from Tomczak (Tomczak run), 7:34

TEAM STATISTICS	USC	OSU
First downs	16	19
Rushes-yards	42-133	34-113
Passing yards	128	290
Return yards	40	34
Comp.-Att.-Int.	13-25-0	24-37-3
Sacked-yards lost	0-0	2-10
Punts	7-42.1	4-47.8
Fumbles-lost	2-1	4-1
Penalties-yards	4-38	4-46
Time of possession	31:11	28:49

INDIVIDUAL STATISTICS

Rushing (att.-yds.-TDs) - USC: Crutcher 21-72-0, Pola 9-52-0, Ware 1-12-0, Knight 6-4-0, Green 5-(6)-0. **Ohio State:** Byars 23-109-0, Wooldridge 2-20-0, Walker 2-4-0, Lanese 1-3-0, Blair 1-1-0, Tomczak 5-(24)-0.

Passing (comp.-att.-int.-yds.-TDs) - USC: Green 13-24-0-128-2, Tanner 0-1-0-0-0. **Ohio State:** Tomczak 24-37-3-290-1.


Receiving (no.-yds.-TDs) - USC: Ware 3-56-1, Crutcher 3-19-0, Cormier 3-19-1, Boyer 2-15-0, Norman 1-20-0, Pola 1-(1)-0. **Ohio State:** Carter 9-172-1, Byars 5-26-0, Taggart 4-30-0, Lanese 3-33-0, Wooldridge 2-27-0, Groza 1-2-0.

1985 CITRUS BOWL

No. 9 Brigham Young	7
No. 17 Ohio State	10

SCORING	1	2	3	4	-	F
Brigham Young	0	7	0	0	-	7
Ohio State	0	3	7	0	-	10

Dec. 28, 1985, Citrus Bowl (50,920)



ORLANDO, Fla. – Three years later and on the opposite coast, the Buckeyes again defeated Brigham Young. But this time the game was in doubt until the final seconds. Surprisingly, it was the defenses and not the offenses that sparked.

Ohio State held the high octane Cougars to 349 yards, limiting quarterback Robbie Bosco to 261 yards passing—about half his average. And each time Bosco threatened to bring his team back, the Buckeyes thwarted him with an interception, four in all.

All four of those interceptions came in the second half. The first two were by Larry Kolic. Kolic, the Buckeyes' middle guard, picked off his first on the second play of the third quarter and returned it 14 yards for a touchdown and a 10-7 OSU lead. That was the last score by either team.

In the fourth quarter, cornerback William White and safety Terry White each had interceptions in the end zone. The latter came with three seconds left.

Second Quarter

OSU - Spangler 47 field goal, 10:32
 BYU - Miles 38 pass from Bosco (Webster kick), 0:52

Third Quarter

OSU - Kolic 14 Interception return (Spangler kick), 13:52

TEAM STATISTICS	BYU	OSU
First downs	19	20
Rushes-yards	22-88	42-133
Passing yards	261	196
Return yards	46	26
Comp.-Att.-Int.	26-50-4	19-36-0
Sacked-yards	2-18	1-7
Punts	7-45.3	8-38.6
Fumbles-lost	3-2	2-02
Penalties-yards	6-54	10-61
Time of possession	27:50	32:10

INDIVIDUAL STATISTICS

Rushing (att.-yds.-TDs) - BYU: Tuipuloti 9-43-0, Heimuli 2-23-0, Sikahema 5-23-0, Bosco 6-(1)-0. **Ohio State:** Wooldridge 25-92-0, Workman 5-23-0, Cooper 8-21-0, Byars 2-5-0, Karsatos 2-(8)-0.

Passing (comp.-att.-int.-yds.-TDs) - BYU: Bosco 26-50-4-261-1. **Ohio State:** Karsatos 19-35-0-196-0, Smith 0-1-0-0-0.

Receiving (no.-yds.-TDs) - BYU: Heimuli 10-77-0, Bellini 5-87-0, Miles 3-64-1, Molini 3-22-0, Norberg 2-9-0, Sikahema 2-6-0, Borgia 1-(4)-0. **Ohio State:** Carter 5-71-0, Cooper 5-48-0, Lanese 4-30-0, Workman 3-31-0, Wooldridge 1-9-0, Taggart 1-7-0.

1987 COTTON BOWL

No. 8 Texas A&M	12
No. 11 Ohio State	28

SCORING	1	2	3	4	-	F
Texas A&M	3	3	0	6	-	12
Ohio State	0	7	14	7	-	28

Jan. 1, 1987, Cotton Bowl (74,188)



DALLAS, Texas – Ohio State, the first Big Ten team to play in the Cotton Bowl, made a successful debut with a convincing 28-12 win over Texas A&M. The Buckeyes resurrected several defenses from previous years to keep the explosive Aggie offense under control. Ohio State set a Cotton Bowl record by intercepting five Aggie passes, two of which were returned for touchdowns.

Aside from the turnovers and the return yardage, the statistics were fairly even, but Ohio State made the most of big plays.

Buckeye quarterback Jim Karsatos passed for 195 yards, with his prime targets being Nate Harris and Cris Carter.

Chris Spielman, with 11 tackles and two pass interceptions, was chosen "Top Defensive Player" in the game. Spielman's first interception was a 24-yard return for a touchdown that came at a point in which OSU led 7-6.

First Quarter

A&M - Slater 30 field goal, 10:45

Second Quarter

OSU - Karsatos 3 run (Frantz kick), 14:19
 A&M - Slater 44 field goal, 9:27

Third Quarter

OSU - Spielman 24 interception return (Frantz kick), 13:39
 OSU - Workman 8 run (Frantz kick), 7:16

Fourth Quarter

A&M - Vick 2 run (Murray pass failed), 9:10
 OSU - Kee 49 interception return (Frantz kick), 2:49

TEAM STATISTICS	A&M	OSU
First downs	18	16
Rushes-yards	42-160	36-85
Passing yards	136	218
Return yards	26	94
Comp.-Att.-Int.	13-33-5	13-29-3
Sacked-yards	2-14	1-8
Punts	6-42.2	6-35.2
Fumbles-lost	1-0	1-0
Penalties-yards	3-15	11-70
Time of Possession	31:23	28:37

INDIVIDUAL STATISTICS

Rushing (att.-yds.-TDs) - Texas A&M: Vick 24-113-1, Woodside 11-32, Murray 5-12, Valentine 1-5, Bernstine 1-(2)-2. **Ohio State:** Cooper 13-55, Workman 13-45-1, Bryant 2-3, Karsatos 4-2-1, Tupa 2-(5), Holland 2-(15).

Passing (comp.-att.-int.-yds.-TDs) - Texas A&M: Murray 12-31-5-143, Stump 1-2-0(-7). **Ohio State:** Karsatos 10-21-2-195, Tupa 3-8-1-23.

Receiving (no.-yds.-TDs) - Texas A&M: Bernstine 4-59, Walker 3-35, Woodside 3-14, Vick 2-17, Thompson 1-11. **Ohio State:** Harris 6-105, Carter 4-61, Holland 1-37, Cooper 1-10, Ross 1-5.

OHIO STATE BOWL HISTORY

1990 HALL OF FAME BOWL

No. 21 Ohio State	14
No. 9 Auburn	31

SCORING	1	2	3	4	-	F
Ohio State	7	7	0	0	-	14
Auburn	3	7	7	14	-	31

Jan. 1, 1990, Tampa Stadium (52,535)



TAMPA, Fla. – Auburn rode the hot arm of Reggie Slack, who accounted for all four Tiger touchdowns, in a 31-14 win over OSU.

Ohio State took an early 14-3 but the momentum changed just before the half when Slack hit Greg Taylor with an 11-yard scoring pass with 11 seconds left to play.

Auburn scored on its first possession after the half as Slack and

Taylor teamed up again from 4 yards out.

Two fourth quarter TDs by the Tigers put the game out of reach. Slack, who completed his last 11 passes and was a near unanimous MVP choice, ran 5 yards for the first and also flipped a 2-yard toss to Herbert Casey.

OSU flanker Jeff Graham was an early star for Ohio State, setting up the Buckeyes' second TD with a 68-yard catch-and-run. Graham finished with five receptions for 103 yards, but didn't play the second half because of a pulled groin muscle.

First Quarter

OSU - Snow 1 run (O'Morrow kick), 6:50
AUB - Lyle 19 field goal, 2:14

Second Quarter

OSU - Stablein 9 pass Frey (O'Morrow kick), 13:36
AUB - Taylor 11 pass from Slack (Lyle kick), 0:11

Third Quarter

AUB - Taylor 4 pass from Slack (Lyle kick), 9:50

Fourth Quarter

AUB - Slack 5 run (Lyle kick), 9:22
AUB - Casey 2 pass from Slack (Lyle kick), 7:20

TEAM STATISTICS	AUB	OSU
First downs	21	18
Rushes-yards	45-171	36-66
Passing yards	141	232
Return yards	73	25
Comp.-Att.-Int.	16-23-2	16-31-1
Sacks-yards	4-40	3-26
Punts	5-40.8	7-41.1
Fumbles-lost	1-0	1-0
Penalties-yards	2-15	5-33
Time of Possession	31:47	28:13

INDIVIDUAL STATISTICS

Rushing (att.-yds.-TDs) - Auburn: Danley 20-85-0, Williams 10-46-0, Joseph 7-43-0, Strong 2-7-0, A. Wright 1-4-0, Slack 5-(-14)-1. **Ohio State:** S.Graham 12-53-0, Snow 13-2-1, Lee 2-0-0, Dumas 2-(-1)-0, Frey 8-(-28)-0.

Passing (comp.-att.-int.-yds.-TDs) - Auburn: Slack 16-22-2-141-3, McIntosh 0-1-0-0-00. **Ohio State:** Frey 16-31-1-232-1.

Receiving (no.-yds.-TDs) - Auburn: A. Wright 4-59-0, Taylor 4-33-2, Joseph 3-20-0, Casey 2-15-1, Wasden 1-9-0, Danley 1-8-0, Cherry 1-(-3)-0. **Ohio State:** J. Graham 5-103-0, Olive 4-55-0, Snow 3-30-0, Palmer 1-25-0, Stablein 1-9-1, Lee 1-5-0, S. Graham 1-5-0.

1990 LIBERTY BOWL

No. 24 Ohio State	11
Air Force	23

SCORING	1	2	3	4	-	F
Ohio State	5	0	0	6	-	11
Air Force	0	6	7	10	-	23

Dec. 27, 1990, Liberty Bowl (39,262)



MEMPHIS, Tenn. – The Buckeyes jumped to a 5-0 lead on a safety and field goal, but the Falcons scored touchdowns in the second and third quarters to build a 13-5 lead. After OSU cut the margin to 13-11 early in the fourth quarter on Robert Smith's brilliant 29-yard run, Air Force sealed the win with a field goal and TD on an interception return. The Buckeyes gained just 214 total

yards, including 80 on the ground. The Air Force wishbone attack gained 254 rushing yards.

First Quarter

OSU - Team safety (bad punt snap recovered in end zone), 12:57
OSU - Williams 28 field goal, 6:01

Second Quarter

AF - Perez 1 run (Perez run failed), 3:47

Third Quarter

AF - Perez 1 run (Wood kick), 8:08

Fourth Quarter

OSU - Smith 29 run (Graham pass failed), 13:21
AF - Wood 47 field goal, 2:47
AF - McDonald 40 interception return (Wood kick), 2:31

TEAM STATISTICS	AF	OSU
First downs	16	14
Rushes-yards	61-254	30-80
Passing yards	11	134
Return yards	46	41
Comp.-Att.-Int.	1-3-1	12-31-2
Sacks-yards	2-23	0-0
Punts	3-33.0	5-29.0
Fumbles-lost	3-2	1-0
Penalties-yards	6-60	6-42
Time of Possession	33:23	26:37

INDIVIDUAL STATISTICS

Rushing (att.-yds.-TDs) - Air Force: Perez 26-93-2, Lewis 12-74-0, Jones 9-38-0, Onuoha 2-34-0, Howard, 5-19-0, Durham 2-8-0, Zdroik 2-7-0, Crandall 1-15-0, Baker 1-(-1)-0. **Ohio State:** R. Smith 13-62-1, By'not'e 5-19-0, Harris 4-11-0, S. Graham 3-7-0, Frey 3-(-22)-0, Lee 1-12-0, J. Graham 1-(-9)-0.

Passing (comp.-att.-int.-yds.-TDs) - Air Force: Perez 1-3-1-11-0. **Ohio State:** Frey 10-27-3-110-0, K. Graham 2-4-0-24-0.


Receiving (no.-yds.-TDs) - Air Force: Mott 1-11-0. **Ohio State:** Olive 4-63-0, Stablein 3-32-0, R. Smith 2-19-0, Lockovitch 1-7-0, Ellis 1-7-0, J. Graham 1-3-0, S. Graham 1-3-0.

1992 HALL OF FAME BOWL

No. 25 Ohio State	17
No. 16 Syracuse	24

SCORING	1	2	3	4	-	F
Ohio State	0	3	7	7	-	17
Syracuse	14	0	3	7	-	24

Jan. 1, 1992, Tampa Stadium (57,789)



TAMPA, Fla. – The Buckeyes made their second trip in three years to the Hall of Fame Bowl.

Marvin Graves staked the Orangemen to a 14-0 first quarter lead, throwing a 50-yard scoring pass on the first Syracuse possession and later running 3 yards to paydirt as the quarter expired.

OSU battled back to tie the score at 17, however, when All-America linebacker Steve Tovar

blocked a punt that was recovered in the end zone by Tito Paul. The score came with 8:03 to play.

But the Buckeyes' jubilation was short lived. Less than a minute later, Graves connected with wide receiver Antonio Johnson on a 60-yard bomb to bury Ohio State.

Ohio State had two more possessions after Graves' game winner, but did not mount a serious threat either time.

First Quarter

SU - Hill 50 pass from Graves (Biskup kick), 12:05
SU - Graves 3 run (Biskup kick), 0:00

Second Quarter

OSU - Williams 34 field goal, 1:26

Third Quarter

SU - Biskup 32 field goal, 6:35
OSU - Snow 2 run (Williams kick), 1:36

Fourth Quarter

OSU - Paul recovered block punt in endzone (Williams kick), 8:03
SU - A. Johnson 60 pass from Graves (Biskup kick), 7:05

TEAM STATISTICS	SU	OSU
First downs	16	17
Rushes-yards	35-99	37-93
Passing yards	309	174
Return yards	13	23
Comp.-Att.-Int.	18-31-1	14-33-0
Sacks-yards	4-28	1-9
Punts	7-40.0	7-40.9
Fumbles-lost	3-0	0-0
Penalties-yards	9-49	5-45
Time of Possession	32:01	27:59

INDIVIDUAL STATISTICS

Rushing (att.-yds.-TDs) - Syracuse: Walker 14-62-0, Ferrell 1-24-0, Wooten 4-15-0, Richardson 3-8-0, Lee 1-3-0, Womack 1-2-0, Graves 10-(-4)-1, Ismail 1-(-9)-0. **Ohio State:** Snow 10-56-1, Harris 7-28-0, By'Not'e 5-17-0, Cothran 3-16-0, Graham 2-4-0, Galloway 1-2-0, Herbstreit 8-(-30)-0.

Passing (comp.-att.-int.-yds.-TDs) - Syracuse: Graves 18-31-1-309-2. **Ohio State:** Herbstreit 14-32-0-174-0, Edwards 0-1-0-0-0.

Receiving (no.-yds.-TDs) - Syracuse: Johnson 4-85-1, Hill 3-62-1, Ismail 1-57-0, Ferrell 2-34-0, Barker 1-2-0, Gedney 2-18-0, Wooten 1-11-0, Richardson 1-7-0. **Ohio State:** Galloway 6-88-0, Saunders 1-28-0, Stablein 1-18-0, Edwards 2-17-0, Cothran 2-14-0, Snow 2-9-0.

OHIO STATE BOWL HISTORY

1993 FLORIDA CITRUS BOWL

No. 15 Ohio State 14
No. 8 Georgia 21

SCORING	1	2	3	4	-	F
Ohio State	0	7	7	0	-	14
Georgia	7	0	7	7	-	21

Jan. 1, 1993, Citrus Bowl (65,861)



ORLANDO, Fla. – Ohio State and Georgia, two of college football's most storied teams, were paired against one another for the first time in the Florida Citrus Bowl. The two teams qualified for the trip to Orlando by virtue of second-place finishes in their respective conferences. The two teams battled back-and-forth early and were tied at 14 at the end of the third quarter.

Midway through the final quarter the Buckeyes drove deep into Georgia territory and appeared ready to take the lead. But a fumbled handoff, that Georgia recovered at its own 16-yard line, thwarted the OSU drive.

Given new life, the Bulldogs marched 84 yards in 11 plays, scoring the winning touchdown with 4:32 to play.

All-America tailback Garrison Hearst had an All-America day for Georgia, rushing for 163 yards and two touchdowns on 28 carries. But it was the passing of QB Eric Zeier, who threw for 241 yards, that kept the Buckeyes off balance.

First Quarter

GA - Hearst 1 run (Peterson kick), 6:48

Second Quarter

OSU - Smith 1 run (Williams kick), 1:17

Third Quarter

GA - Hearst 5 run (Peterson kick), 13:27
OSU - Smith 5 run (Williams kick), 3:31

Fourth Quarter

GA - Harvey 1 run (Peterson kick), 4:32

TEAM STATISTICS	GA	OSU
First Downs	26	18
Rushes-yards	49-202	47-179
Passing yards	242	110
Return yards	6	29
Comp.-Att.-Int.	21-31-0	8-24-1
Sacks-yards	3-22	3-17
Fumbles-lost	2-2	1-1
Penalties-yards	3-30	5-35
Time of Possession	31:01	28:59

INDIVIDUAL STATISTICS

Rushing (att.-yds.-TDs) - Georgia: Hearst 28-163-2, Davis 7-42-0, Strong 5-14-0, Harvey 3-10-1, Zeier 6-(-27)-0. **Ohio State:** Smith 25-112-2, Harris 7-38-0, By'Not'e 4-17-0, Cothran 3-11-0, Herbstreit 8-(-21)-0.

Passing (comp.-att.-int.-yds.-TDs) - Georgia: Zeier 21-31-0-242-0. **Ohio State:** Herbstreit 8-24-1-110-0.

Receiving (no.-yds.-TDs) - Georgia: Hastings 8-113-0, Strong 3-20-0, Mitchell 2-39-0, Bohannon 2-29-0, Graham 2-15-0, Etheridge 1-10-0, Harvey 2-105-0, Hearst 1-(-2)-0. **Ohio State:** Smith 2-49-0, Stablein 2-31-0, Saunders 2-16-0, Beatty 1-8-0, Cothran 1-6-0.

1993 HOLIDAY BOWL

Brigham Young 21
No. 11 Ohio State 28

SCORING	1	2	3	4	-	F
Brigham Young	7	14	0	0	-	21
Ohio State	14	7	7	0	-	28

Dec. 30, 1993, Jack Murphy Stadium (52,108)



SAN DIEGO, Calif. – In the early going, the 9-1-1 Buckeyes appeared to be too much for the 6-5 Cougars, jumping off to a 21-7 lead with 14:55 to play in the second quarter. But BYU, healthy for the first time all year, roared back with two TDs and the teams were tied at intermission.

Ohio State regained the lead with 4:11 to play in the third

when tailback Raymont Harris scored his third TD of the evening.

Using their vaunted passing game, the Cougars drove deep into OSU territory three times in the fourth quarter with each drive ending on incompletions.

While BYU did most of its damage through the air, the Buckeyes relied on the brilliant running of Harris, who set a Holiday Bowl record with 235 yards on 39 carries. Harris, a 6-2, 225-pound senior, was named Player of the Game, while linebacker Lorenzo Styles, who had eight tackles, including four for losses, was the defensive MVP.

First Quarter

OSU - Patillo 20 punt return (Williams kick), 11:04
BYU - Willis 27 pass from Walsh (Herrick kick), 8:49
OSU - Harris 2 run (Williams kick), 5:30

Second Quarter

OSU - Harris 2 run (Williams kick), 14:55
BYU - Lewis 8 pass from Walsh (Herrick kick), 7:29
BYU - Doman 27 pass from Walsh (Herrick kick), 3:25

Third Quarter

OSU - Harris 1 run (Williams kick), 4:11

TEAM STATISTICS	BYU	OSU
First downs	24	21
Rushes-yards	26-50	56-330
Passing yards	389	61
Return yards	163	44
Comp.-Att.-Int.	25-44-1	6-13-0
Sacks-yards	1-4	3-25
Punts	2-20.5	6-36.3
Fumbles-lost	0-0	1-0
Penalties-yards	5-25	7-45
Time of possession	27:37	32:23

INDIVIDUAL STATISTICS

Rushing (att.-yds.-TDs) - BYU: Hall 11-42-0, Heimuli 6-21-0, Willis 5-16-0, Anderson 1-(-4)-0, Walsh 3-(-25)-0. **Ohio State:** Harris 39-235-3, By'Not'e 9-61-0, Galloway 2-22-0, Cothran 3-11-0, Hoying 2-5-0, Powers 1-(-4)-0.

Passing (comp.-att.-int.-yds.-TDs) - BYU: Walsh 25-44-1-389-3. **Ohio State:** Hoying 5-11-0-55-0, Powers 1-2-0-6-0.


Receiving (no.-yds.-TDs) - BYU: Anderson 4-52-0, Lewis 4-41-1, Doman 3-82-1, Drage 3-68-0, Heimuli 3-21-0, Willis 2-72-1, Matsuzaki 2-18-0, Christensen 2-20-0, Nowatzke 1-8-0, Saluone 1-7-0. **Ohio State:** Galloway 2-19-0, Tillman 1-17-0, Cothran 1-10-0, Saunders 1-9-0, Sanders 1-6-0.

1995 FLORIDA CITRUS BOWL

No. 13 Ohio State 17
No. 6 Alabama 24

SCORING	1	2	3	4	-	F
Ohio State	0	14	0	3	-	17
Alabama	0	14	0	10	-	24

Jan. 2, 1995, Florida Citrus Bowl (71,195)



ORLANDO, Fla. – A 50-yard scoring pass from Jay Barker to Sherman Williams with 42 seconds left broke a 17-all tie and lifted Alabama to a seven-point victory over Ohio State in the CompUSA Florida Citrus Bowl. Although the Crimson Tide dominated statistically, the game went back and forth all day. Alabama had a 521-276 lead in total yards and

a 28-15 advantage in first downs, but OSU helped itself with three fumble recoveries, a blocked punt, a blocked field goal attempt and 12 tackles-for-loss.

Second Quarter

ALA - Lynch 9 run (Proctor kick), 12:39
OSU - Galloway 69 pass from Hoying(Jackson kick), 12:26
OSU - Galloway 11 pass from Hoying(Jackson kick), 7:50
ALA - Williams 7 run (Proctor kick), 3:56

Third Quarter

OSU - Jackson 34 field goal, 8:41
ALA - Proctor 27 field goal, 4:29
ALA - Williams 50 pass from Barker (Proctor kick), 0:42

TEAM STATISTICS	ALA	OSU
First downs	28	15
Rushes-yards	51-204	32-96
Passing yards	317	180
Return yards	7	19
Comp.-Att.-Int.	18-37-0	11-27-1
Sacks-yards	5-55	2-6
Punts	4-26.5	7-36.1
Fumbles-lost	3-3	4-1
Penalties-yards	4-45	6-43
Time of Possession	32:38	27:22

INDIVIDUAL STATISTICS

Rushing (att.-yds.-TDs) - Alabama: Williams 27-164-1, Lynch 13-35-1, Riddle 7-7-0, Key 1-(-2)-0, Barker 3-(-2)-0. **Ohio State:** George 15-89-0, Sualua 6-44-0, Hoying 11-(-37)-0.

Passing (comp.-att.-int.-yds.-TDs) - Alabama: Barker 18-37-0-317-1. **Ohio State:** Hoying 11-27-1-180-2.

Receiving (no.-yds.-TDs) - Alabama: Williams 8-155-1, Brown 4-63-0, Malone 3-70-0, West 1-20-0, Lynch 1-7-0, Johnson 1-2-0. **Ohio State:** Galloway 8-146-2, Dudley 2-26-0, Pearson 1-8-0.


OHIO STATE BOWL HISTORY

1996 FLORIDA CITRUS BOWL

No. 4 Ohio State	14
No. 4 Tennessee	20

SCORING	1	2	3	4	-	F
Ohio State	7	0	0	7	-	14
Tennessee	0	7	7	6	-	20

Jan. 1, 1996, Florida Citrus Bowl (70,797)



ORLANDO, Fla. – The first meeting between Ohio State and Tennessee resulted in a 20-14 Vols' victory and kept the 11-2 Buckeyes from becoming the first team in school history to win 12 games in a season.

Playing in a driving rain-storm, OSU jumped off to a 7-0 lead in the first quarter on a 2-yard dive by Eddie George.

The TD followed a blocked punt by Central McClellion. Jay Graham's 69-yard scoring run with 23 seconds left in the half tied the score and gave UT momentum heading into the break. The Vols took a 14-7 lead on their first possession of the second half on a 47-yard pass from Peyton Manning to Joey Kent.

OSU battled back to tie the score at 14 on a 32-yard pass from Bobby Hoying to Rickey Dudley with 14:40 to play in the fourth. But Tennessee marched 59 yards in 13 plays on its next possession to take a 17-14 lead on a 29-yard field goal by Jeff Hall. Hall added another three pointer with 2:06 to play that ended the scoring.

First Quarter

OSU - George 2 run (Jackson kick), 2:07

Second Quarter

TENN - Graham 69 run (Hall kick), 0:23

Third Quarter

TENN - Kent 47 pass from Manning (Hall kick), 13:22

Fourth Quarter

OSU - Dudley 32 pass from Hoying (Jackson kick), 14:40

TENN - Hall 29 field goal, 9:24

TENN - Hall 25 field goal, 2:06

TEAM STATISTICS

	TENN	OSU
First downs	15	17
Rushes-yards	32-145	36-89
Passing yards	182	246
Return yards	79	75
Comp.-Att.-Int.	20-35-0	19-38-1
Sacks-yards	2-12	3-15
Fumbles-lost	1-1	5-3
Penalties-yards	8-43	6-57
Time of Possession	30:39	29:21

INDIVIDUAL STATISTICS

Rushing (att.-yds.-TDs) - Tennessee: Graham 26-154-1, Ford 1-4-0, Manning 5-(-13)-0. **Ohio State:** George 25-101-1, Sualua 2-3-0, Pearson 1-1-0, Glenn 1-(-4)-0, Hoying 7-(-12)-0.

Passing (comp.-att.-int.-yds.-TDs) - Tennessee: Manning 20-35-0-182-1. **Ohio State:** Hoying 19-38-1-246-1


Receiving (no.-yds.-TDs) - Tennessee: Kent 7-109-1, Kyle 4-16-0, Nash 3-44-0, Price 2-4-0, Graham 2-0-0, Pfeiffer 1-7-0, Lane 1-2-0. **Ohio State:** Glenn 7-95-0, Dudley 5-106-1, George 3-18-0, Stanley 1-14-0, Tillman 1-7-0, Houser 1-5-0, Sualua 1-1-0.

1997 ROSE BOWL

No. 4 Arizona State	17
No. 2 Ohio State	20

SCORING	1	2	3	4	-	F
Arizona State	0	7	3	7	-	17
Ohio State	7	0	7	6	-	20

Jan. 1, 1997, Rose Bowl (100,635)



PASADENA, Calif. – The Buckeyes snapped a four-game losing streak in the granddaddy of all bowl games with a dramatic, come-from-behind win over Arizona State.

The win propelled the fourth-ranked Buckeyes to an 11-1 record and the No. 2 spot in both major polls.

Reserve quarterback Joe Germaine came off the bench to

lead the Buckeyes to the victory and was named as the game's Most Outstanding Player.

OSU took a 7-0 lead midway through the first quarter on a 9-yard pass from Stanley Jackson to David Boston. ASU scored early in the second period on a 25-yard pass from Jake Plummer to Ricky Boyer and the two teams were deadlocked at halftime.

The Sun Devils jumped out to a 10-7 lead on their first possession of the second half on a 37-yard field goal by Robert Nycz. The Buckeyes recaptured the lead moments later when Germaine and senior flanker Dimitrious Stanley hooked up on a 72-yard score, the longest TD pass in OSU bowl annals.

Plummer, on a third-and-11, somehow snaked his way into the end zone to give ASU a 17-14 lead with 1:40 to play. Earlier, Plummer had kept the drive alive with a 29-yard completion on fourth down.

Germaine's responded by calmly marching the Buckeyes 65 yards in 12 plays, hitting Boston from 5 yards out with the game winner.

First Quarter

OSU - Boston 9 pass from S. Jackson (J. Jackson kick), 5:04

Second Quarter

ASU - Boyer 25 pass from Plummer (Nycz kick), 10:04

Third Quarter

ASU - Nycz 37 field goal, 9:12
OSU - Stanley 72 pass from Germaine (J. Jackson kick), 8:23

Fourth Quarter

ASU - Plummer 11 run (Nycz kick), 1:40
OSU - Boston 5 pass from Germaine (J. Jackson kick failed), 0:19

TEAM STATISTICS

	ASU	OSU
First Downs	18	18
Rushes-yards	41-75	30-133
Passing yards	201	190
Return yards	23	33
Comp.-Att.-Int.	19-35-1	15-31-0
Sacks-yards	5-36	6-33
Fumbles-lost	1-0	1-0
Penalties-yards	9-85	10-75
Time of Possession	33:17	26:43

INDIVIDUAL STATISTICS

Rushing (att.-yds.-TDs) - Arizona State: Battle 18-34-0, Redmond 8-26-0, Paulk 3-7-0, Poole 1-13-0, Plummer 11-(-5)-1. **Ohio State:** Pearson 13-114-0, Wiley 7-32-0, S. Jackson 5-6-0, Keller 2-4-0, Germaine 3-(-20)-0.

Passing (comp.-att.-int.-yds.-TDs) - Arizona State: Plummer 19-35-1-201-1. **Ohio State:** Germaine 9-17-0-131-2, S. Jackson 6-14-0-59-1.

Receiving (no.-yds.-TDs) - Arizona State: L. Jackson 5-71-0, Battle 5-30-0, Bush 3-41-0, Boyer 3-39-1, Poole 1-10-0, Kendall 1-7-0, Paulk 1-3-0. **Ohio State:** Stanley 5-124-1, Boston 4-20-2, Keller 3-24-0, D. Miller 2-18-0, Pearson 1-4-0.

1998 SUGAR BOWL

No. 9 Ohio State	14
No. 4 Florida State	31

SCORING	1	2	3	4	-	F
Ohio State	3	0	5	6	-	14
Florida State	7	14	0	10	-	31

Jan. 1, 1998, Louisiana Superdome (67,289)



NEW ORLEANS, La. – The Ohio State Buckeyes made their fourth-consecutive trip to a New Year's Day bowl game, but their party was spoiled by a 31-14 loss to Florida State.

FSU jumped out to a 21-3 halftime lead on three consecutive touchdowns. The Seminoles got two rushing touchdowns within four minutes of halftime to pull away.

The Buckeyes finished the game with 118 yards on the ground and 207 total yards. Pepe Pearson led Ohio State with 60 yards rushing and Joe Germaine threw for 173 yards. Thad Busby threw for 334 yards to lead the FSU attack.

First Quarter

OSU - Stultz 40 field goal, 1:56
FSU - Green 27 pass from Busby (Janikowski kick), 0:00

Second Quarter

FSU - Busby 9 run (Janikowski kick), 3:25
FSU - McCray 1 run (Janikowski kick), 0:10

Third Quarter

OSU - Stultz 34 field goal, 7:29
OSU - Safety (Busby sacked in end zone), 1:33

Fourth Quarter

FSU - Janikowski 35 field goal, 14:56
OSU - Lumpkin 50 pass from Germaine (Stultz kick), 8:57
FSU - McCray 1 run (Janikowski kick), 0:47

TEAM STATISTICS

	FSU	OSU
First downs	18	21
Rushes-yards	27-60	44-118
Passing yards	334	207
Return yards	121	54
Comp.-Att.-Int.	22-33-2	16-36-3
Sacks-yards	6-40	4-26
Fumbles-lost	0-0	1-0
Penalties-yards	9-74	10-70
Time of Possession	24:56	35:04

INDIVIDUAL STATISTICS

Rushing (att.-yds.-TDs) - Florida State: Minor 12-53-0, Feaster 2-10-0, Glenn 2-5-0, McCray 2-2-2, Coles 2-1-0, Busby 7-(-11)-1.

Ohio State: Pearson 22-60-0, Rudzinski 1-24-0, Keller 6-20-0, Jackson 9-19-0, Wiley 3-9-0, Germaine 3-(-14)-0.

Passing (comp.-att.-int.-yds.-TDs) - Florida State: Busby 22-33-2-334-1. **Ohio State:** Germaine 10-26-2-173-1, Jackson 6-10-1-34-0.

Receiving (no.-yds.-TDs) - Florida State: Minor 9-55-0, Green 7-176-1, Warrick 3-82-0, Coles 3-21-0. **Ohio State:** Miller 6-79-0, Boston 3-40-0, Lumpkin 2-61-1, Pearson 2-27-0, Keller 2-(-3)-0, Rambo 1-3-0.

OHIO STATE BOWL HISTORY

1999 SUGAR BOWL

No. 8 Texas A&M	14
No. 3 Ohio State	24

SCORING	1	2	3	4	-	F
Texas A&M	7	0	7	0	-	14
Ohio State	21	3	0	0	-	24

Jan. 1, 1999, Louisiana Superdome (76,502)



NEW ORLEANS, La. – Ohio State capped off an 11-1 season with a convincing win over Texas A&M.

The Buckeyes took control early, jumping to a 21-7 first-quarter lead. The Aggies scored on their first possession, driving 59 yards with Dante Hall going in from 9 yards out.

Joe Germaine then engineered an eight-play, 71-yard scoring drive.

Following a defensive stop, the Buckeyes marched down the field again, using six plays to go 71 yards with Joe Montgomery's 10-yard touchdown run for a 14-7 lead.

Another defensive stop followed by a huge special teams play gave OSU a 21-7 advantage with just 1:59 to go in the first quarter. After Derek Ross streaked in to literally "take" the football off A&M punter Shane Leckler's foot, Kevin Griffin picked up the loose ball and went untouched into the end zone.

First Quarter

A&M - Hall 9 run (Bynum kick), 10:53
 OSU - Germany 18 pass from Germaine (Stultz kick), 8:34
 OSU - Montgomery 10 run (Stultz kick), 4:10
 OSU - Griffin 16 blocked punt return (Stultz kick), 1:59

Second Quarter

OSU - Stultz 31 field goal, 00:16

Third Quarter

A&M - Hodge 7 pass from Stewart (Bynum kick), 5:24

TEAM STATISTICS

	OSU	A&M
First downs	25	17
Rushes-yards	42-210	27-96
Passing yards	222	187
Return yards	3-55	5-71
Comp.-Att.-Int.	21-38-0	22-39-0
Sacks-yards lost	3-17	5-27
Punts	6-230	10-398
Fumbles-lost	3-0	1-1
Penalties-yards	6-61	6-43
Time of possession	31:42	28:18

INDIVIDUAL STATISTICS

Rushing (att.-yds.-TDs) - Texas A&M: Toombs 10-62-0, Hall 11-53-1, Parker 1-6-0, Stewart 5(-21)-0. **Ohio State:** Montgomery 9-96-1, Wiley 16-88-0, Wells 7-30-0, Keller 4-15-0, Germaine 6(-19)-0.

Passing (comp.-att.-int.-yds.-TDs) - Texas A&M: Stewart 22-39-0 187-1. **Ohio State:** Germaine 21-38-0-222-1.

Receiving (no.-yds.-TDs) - Texas A&M: Taylor 5-52-0, Spiller 5-43-0, Parker 3-9-0, Toombs 2-19-0, Hodge 2-15-1, Hall 2-3-0, Campbell 1-20-0, Oliver 1-20-0, Bumgardner 1-6-0. **Ohio State:** Boston 11-105-0, Wiley 5-40-0, German 2-34-1, Miller 1-28-0, Lumpkin 1-8-0, Keller 1-7-0.

2001 OUTBACK BOWL

South Carolina	24
No. 18 Ohio State	7

SCORING	1	2	3	4	-	F
South Carolina	0	3	7	14	-	24
Ohio State	0	0	7	0	-	7

Jan. 1, 2001, Raymond James Stadium (65,229)



TAMPA, Fla. – In the first meeting between South Carolina and Ohio State, the Gamecocks upset the favored Buckeyes 24-7. The win gave South Carolina Coach Lou Holtz his first victory over the Buckeyes in five tries (0-2 at Minnesota and 0-2 at Notre Dame).

Ryan Brewer, a native of Troy, Ohio, accounted for 214 all-purpose yards and three touchdowns.

Both offenses struggled early and South Carolina led 3-0 at the half. The Buckeyes had a chance to tie it as time expired, but Dan Stultz' 47-yard field goal attempt was wide to the right.

The two teams traded touchdowns in the third quarter. Brewer scored from 7 yards out for the Gamecocks and offensive guard Mike Gurr recovered a Jonathan Wells fumble in the end zone for the Buckeyes.

But it was all South Carolina in the fourth quarter as Brewer (the game's MVP) scored first on a nifty 28-yard screen pass and later on a 2-yard run.

Second Quarter

USC - Corse 23 field goal, 12:42

Third Quarter

USC - Brewer 7 run (Corse kick), 10:53
 OSU - Gurr 0 fumble recovery (Stultz kick), 3:51

Fourth Quarter

USC - Brewer 28 pass from Petty (Corse kick), 14:17
 USC - Brewer 2 run (Corse kick), 6:11

TEAM STATISTICS

	OSU	USC
First downs	18	16
Rushes-yards	51-218	33-85
Passing yards	175	173
Return yards	51	143
Comp.-Att.-Int.	9-19-1	16-28-2
Sacks by-yards lost	4-23	1-9
Punts	4-46.8	6-37.5
Fumbles-lost	1-0	3-1
Penalties-yards	7-50	9-65
Time of possession	33:33	26:27

INDIVIDUAL STATISTICS

Rushing (att.-yds.-TDs) - South Carolina: Brewer 19-109-2, Pinnock 11-33-0, Smith 7-33-0, Petty 7-23-0, Alexander 5-11-0, Scott 1-7-0, Spikes 1-2-0. **Ohio State:** Wells 14-52-0, Combs 8-25-0, Rambo 1-7-0, Bellisari 10-1-0, Gurr 0-0-0.

Passing (comp.-att.-int.-yds.-TDs) - South Carolina: Petty 19-9-1 175-1. **Ohio State:** Bellisari 25-14-1-157-0, Krenz 3-2-1-16-0.

Receiving (no.-yds.-TDs) - South Carolina: Brewer 3-92-1, Kelly 3-43-0, Scott 3-40-0. **Ohio State:** Sanders 5-47-0, Rambo 2-65-0, Westbrooks 2-22-0, Combs 2-6-0, Wells 2-4-0, Provitt 1-17-0, Cheatwood 1-7-0, Bryant 1-5-0.

Missed Field Goals

South Carolina: Corse 34. **Ohio State:** Stultz 47.

2002 OUTBACK BOWL

Ohio State	28
South Carolina	31

SCORING	1	2	3	4	-	F
Ohio State	0	0	7	21	-	28
South Carolina	0	14	14	3	-	31

Jan. 1, 2002, Raymond James Stadium (66,249)



TAMPA, Fla. – With the score tied and virtually no time left, South Carolina kicker Daniel Weaver kicked a 42-yard field goal as the clock expired to propel No. 14 South Carolina to 31-28 victory over No. 22 Ohio State. The kick, which barely made it over the crossbar, spoiled a valiant comeback effort by the Buckeyes who had rallied from a 28-0 third quarter deficit.

Quarterback Steve Bellisari engineered the OSU comeback, completing 21 of 35 passes for 320 yards and two touchdowns.

Phil Petty, the game's MVP, threw for 227 yards and two touchdowns, and Andrew Pinnock scored twice for South Carolina. Bellisari ran for a 2-yard score to close the third quarter, then hit Darrell Sanders with a 16-yard TD pass with 10:18 to go that cut the lead in half. Jonathan Wells' 1-yard run made it 28-21 with 5:02 to go. Ohio State got the ball back on its 11 with 3:56 to play. He went 6-of-6 for 86 yards, tying the game on Sanders' 9-yard catch. Cie Grant gave the Buckeyes a chance for victory at the end, intercepting Petty with 1:12 left.

Second Quarter

USC - Pinnock 1 run (Weaver kick) 12:37
 USC - Scott 7 pass from Petty (Weaver kick) 6:54

Third Quarter

USC - Gause 50 pass from Petty (kick failed) 12:56
 USC - Pinnock 10 run (Watson pass from Petty) 5:38
 OSU - Bellisari 2 run (Nugent kick) 0:00

Fourth Quarter

OSU - Sanders 16 pass from Bellisari (Nugent kick) 10:18
 OSU - Wells 1 run (Nugent kick) 5:02
 OSU - Sanders 9 pass from Bellisari (Nugent kick) 1:54
 USC - Weaver 42 field goal 0:00

TEAM STATISTICS

	OSU	USC
First downs	17	21
Rushes-yards	36-120	35-64
Passing yards	227	324
Return yards	82	121
Comp.-Att.-Int.	19-37-1	22-37-1
Sacks by-yards lost	3-24	3-21
Fumbles-lost	2-1	2-2
Penalties-yards	8-43	6-40
Time of possession	31:23	28:37

INDIVIDUAL STATISTICS

Rushing (att.-yds.-TDs) - South Carolina: Brewer 5-61-0, Pinnock 12-49-2, Watson 11-27-0, Jenkins 1-2-0, D. Pinkins 1-0-0, Petty 6(-19)-0. **Ohio State:** Wells 19-37-1, Ross 1-13-0, Bellisari 11-10-1, Krenz 4-4-0.

Passing (comp.-att.-int.-yds.-TDs) - Ohio State: Bellisari 21-35-1 320-0, Krenz 1-2-0-4-0. **South Carolina:** Petty 19-37-1-227-2.

Receiving (no.-yds.-TDs) - Ohio State: Sanders 5-56-0, Martin 1-19-0, Hartsock 1-4-0, Jenkins 8-152-0, Gamble 2-32-0, Vance 5-61-0. **South Carolina:** Scott 7-83-1, Watson 4-37-0, Gause 3-72-1, Brewer 2-17-0, Pinnock 2-10-0, Thomas 1-8-0.

MISSED FIELD GOALS

Ohio State: None. **South Carolina:** None.

OHIO STATE BOWL HISTORY

2003 TOSTITOS FIESTA BOWL

No. 2 Ohio State 31
No. 1 Miami (Fla.) 24 (2ot)

SCORING	1	2	3	4	-	F	
Ohio State	0	14	3	0	7	7	31
Miami	7	0	7	3	7	0	24

Jan. 3, 2003, Sun Devil Stadium (77,502)



TEMPE, Ariz. - Ohio State worked two overtimes to rip the national championship from the Miami Hurricanes in one of the greatest college football games ever. Maurice Clarett ran 5 yards for the winning touchdown, and Ohio State's defense turned back one final Miami bid to tie the game. With that, the Buckeyes completed an unbeaten run to their first national title in 34 years

with a 31-24 win.

Trailing 24-17 in the first OT, Ohio State converted a 4th-and-14 on a pass by Craig Krenzel. But the Buckeyes then faced a 4th-and-3 at the 5 when Krenzel threw to the right corner of the end zone for Chris Gamble. A flag was thrown from the back of the end zone indicating pass interference and three plays later Krenzel scored from the 1 to send the game to a second OT. In the second OT, the Buckeyes went first and Clarett capped the five-play drive.

The Buckeyes took a 14-7 halftime lead, turning two turnovers into touchdowns in a 78-second span, and extended the margin to 10 points on Mike Nugent's 44-yard field goal. The Hurricanes closed to 17-14 on Willis McGahee's 9-yard scoring run in the third quarter to set the stage for Todd Sievers' 40-yard kick at the end of regulation.

First Quarter

MIA - Parrish 25 pass from Dorsey (Sievers), 4:09

Second Quarter

OSU - Krenzel 1 run (Nugent), 2:28
OSU - Clarett 7 run (Nugent), 1:10

Third Quarter

OSU - FG Nugent 44, 8:33, MIA - McGahee 9 run (Sievers), 2:11

Fourth Quarter

MIA - FG Sievers 40, 0:00

Overtime

MIA - Winslow 7 pass from Dorsey (Sievers)
OSU - Krenzel 1 run (Nugent), OSU - Clarett 5 run (Nugent)

TEAM STATISTICS	OSU	MIA
First Downs	14	19
Rushes-yards	52-145	33-65
Passing yards	122	304
Punt returns-yards	1-1	2-56
Kickoff returns-yards	1-15	1-39
Comp.-Att.-Int.	7-21-2	29-44-2
Sacks by-yards lost	4-18	1-4
Fumbles-lost	0-0	3-3
Penalties-yards	9-49	6-30
Time of Possession	46:27	28:33

INDIVIDUAL STATISTICS

Rushing (att.-yds.-TDs) - Ohio State: Krenzel 19-81-2, Clarett 23-47-2, Ross 9-17-0, Groom 1-0-0. **Miami:** McGahee 20-67-1, Payton 8-17-0, Hill 1-0-0, Dorsey 4(-19)-0.

Passing (comp.-att.-int.-yds.-TDs) - Ohio State: Krenzel 7-21-2-122-0. **Miami:** Dorsey 28-43-2-296-2, Crudup 1-1-0-8-0.

Receiving (no.-yds.-TDs) - Ohio State: Jenkins 4-45-0, Gamble 2-69-0, Vance 1-8-0. **Miami:** Winslow 11-122-1, Parrish 5-70-1, Johnson 4-54-0, Sands 3-34-0, McGahee 3-5-0, Hill 1-8-0, Payton 1-7-0, Geathers 1-4-0.

MISSED FIELD GOALS


Ohio State: Nugent 42. **Miami:** Sievers 54.

2004 TOSTITOS FIESTA BOWL

No. 7 Ohio State 35
No. 8 Kansas State 28

SCORING	1	2	3	4	-	F	
Ohio State	14	7	14	0	-	35	
Kansas State	0	7	7	14	-	28	

Jan. 2, 2004, Sun Devil Stadium (73,425)



TEMPE, Ariz. - Craig Krenzel improved to an amazing 24-3 as a starter at Ohio State as the Buckeyes claimed a 35-28 victory over Kansas State in the Tostitos Fiesta Bowl. Krenzel overcame two first quarter interceptions to complete 11-of-24 passes for 189 yards and four touchdowns, finding both Michael Jenkins and Santonio Holmes for two scoring strikes each.

The Buckeyes stormed out to a 21-0 lead in the second quarter, scoring

first on special teams before Krenzel hit Holmes and Jenkins to pad the lead, which slipped to 21-7 at the half. After intermission, the Wildcats pulled within seven, but Krenzel and Jenkins teamed up to again to reclaim a two-touchdown lead. Holmes caught his second TD pass from Krenzel and dragged two feet in the back of the end zone to make the score 35-14. Kansas State added two more scores.

Jenkins finished with five receptions for 96 yards, and ended his career with 2,898 career receiving yards. Kansas State out-gained Ohio State 378-337 in total yards, but the Buckeye defense held the Wildcats to 84 yards rushing. Ohio State ran for 148 yards to go with 189 passing yards. Defensively, Robert Reynolds and A.J. Hawk, the Fiesta Bowl Defensive MVP, each had 10 tackles to pace the Buckeyes.

First Quarter

OSU - Hollins Blocked Punt Return (Nugent), 6:41
OSU - Holmes 6 pass from Krenzel (Nugent), 2:49

Second Quarter

OSU - Jenkins 17 pass from Krenzel (Nugent), 6:49
KSU - Sproles 6 run (Rheem), 3:01

Third Quarter

KSU - Roberson 14 run (Rheem), 8:59
OSU - Jenkins 8 pass from Krenzel (Nugent), 4:53
OSU - Holmes 31 pass from Krenzel (Nugent), 00:37

Fourth Quarter

KSU - Saba 3 run (Rheem), 13:25
KSU - Roberson 1 run (Rheem), 2:47

TEAM STATISTICS	OSU	KSU
First Downs	15	25
Rushes-yards	40-148	32-84
Passing yards	189	294
Punt returns-yards	5-48	4-10
Kickoff returns-yards	3-60	5-79
Comp.-Att.-Int.	11-24-2	20-52-1
Sacks by-yards lost	2-17	0-0
Fumbles-lost	0-0	0-0
Penalties-yards	9-63	8-51
Time of Possession	31:28	28:32

INDIVIDUAL STATISTICS

Rushing (att.-yds.-TDs) - Ohio State: Ross 20-82-0, Joe 11-46-0, Krenzel 8-21-0, Holmes 1(-1)-0. **Kansas State:** Sproles 13-38-1, Roberson 16-32-2, Moriera 1-13-0, Saba 2-1-1.

Passing (comp.-att.-int.-yds.-TDs) - Ohio State: Krenzel 11-24-2-189-4. **Kansas State:** Roberson 20-51-1-294-0.

Receiving (no.-yds.-TDs) - Ohio State: Jenkins 5-96-2, Childress 2-44-0, Holmes 2-37-2, Ross 2-12-0. **Kansas State:** Dennis 7-113-0, Terry 4-58-0, Moriera 3-59-0, Sproles 3-5-0, Polite 1-31-0, Hill 1-17-0, Casey 1-11-0.

MISSED FIELD GOALS

Ohio State: None. **Kansas State:** Rheem 45.

2004 ALAMO BOWL

Oklahoma State 7
No. 24 Ohio State 33

SCORING	1	2	3	4	-	F	
Oklahoma State	0	0	0	7	-	7	
Ohio State	13	10	7	3	-	33	

Dec. 29, 2004, Alamodome (65,265)



SAN ANTONIO, Texas - Justin Zwick threw for one touchdown, Lydell Ross and Ted Ginn Jr. each ran for another and Mike Nugent kicked four field goals to lead No. 22/24 Ohio State to a 33-7 MasterCard Alamo Bowl victory over Oklahoma State in front of 65,265 fans at the Alamodome.

The Buckeyes finished 8-4 on the year as they won their 40th game under head coach Jim

Tressel, who became the fifth coach in school history to reach the mark. He was the second fastest to reach 40 wins, taking 51 games. Tressel's mentor Earle Bruce reached the plateau in 50 games. Tressel is now 40-11 after four seasons in Columbus and boasts a 19-year career record of 175-68-2. He also has guided the Buckeyes to a 3-1 bowl record.

Zwick, completed 17-of-27 passes for 189 yards and one touchdown without an interception. The Buckeyes added 214 rushing yards to finish with 403 yards of total offense. It was the fifth time this season for Ohio State to surpass 400 yards in total offense.

Ross carried the ball 12 times for 99 yards and a score, while Branden Joe carried 13 times for 57 yards. Ginn added 40 yards on eight carries and scored.

Ginn, normally a flanker for the Buckeyes, made his first appearance at quarterback. His 5-yard run up the middle that gave Ohio State a 30-0 lead with 8:13 to play in the third quarter. The OSU freshman was named the Most Valuable Offensive Player of the game.

Ohio State did not put any more points on the board until Nugent delivered his fourth field goal of the night to lift the Buckeyes to a 33-0 cushion with 10:44 to play in the game. Nugent, the 2004 Lou Groza Award winner, connected from 37, 35, 41 and 36 yards to set the school's bowl record with four field goals, his 20th school record.

Ohio State limited Oklahoma State to 286 total yards. The Cowboys had entered the game averaging 245.0 rushing yards per game, but the Buckeyes held them to 149 yards rushing on 30 carries. Oklahoma State added 137 yards passing. Donte Whitner led the Buckeyes with eight tackles, including seven solo stops. Anthony Schlegel, A.J. Hawk and Quinn Pitcock added five tackles each. Simon Fraser was named the Most Valuable Defensive Player of the Alamo Bowl.

First Quarter

OSU - Gonzalez 23 pass from Zwick (Nugent kick), 12:02
OSU - Nugent 37 field goal, 9:53
OSU - Nugent 35 field goal, 5:55

Second Quarter

OSU - Ross 1 run (Nugent kick), 10:26
OSU - Nugent 41 field goal, 4:19

Third Quarter

OSU - Ginn, Jr. 5 run, 8:13

Fourth Quarter

OSU - Nugent 36 field goal, 10:44
OKS - Willis 4 run (Ricks kick), 7:29

OHIO STATE BOWL HISTORY

TEAM STATISTICS	OKS	OSU
First Downs	15	19
Rushes-yards	30-149	42-214
Passing yards	137	189
Punt returns-yards	2-1	3-17
Kickoff returns-yards	1-15	1-26
Comp.-Att.-Int.	15-35-1	17-27-1
Sacks by-yards lost	0-0	1-4
Fumbles-lost	1-1	1-1
Penalties-yards	6-45	2-25
Time of Possession	25:09	34:51

INDIVIDUAL STATISTICS

Rushing (att.-yds.-TDs) – Oklahoma State: Woods 12-72-0, Elliott 3-39-0, Morency 8-20-0, Willis 2-7-1, Shaw 2-6-0, Jones 2-5-0, Wohlgemuth 1-0-0. **Ohio State:** Ross 12-99-1, Joe 13-57-0, Ginn, Jr. 8-40-1, Hall 4-9-0, DeMaria 2-4-0, Pittman 2-3-0, Parker 1-2-0.

Passing (comp.-att.-int.-yds.-TDs) – Oklahoma State: Woods 15-34-1-137-0, Pena 0-1-0-0-0. **Ohio State:** Zwick 17-27-0-189-1.

Receiving (no.-yds.-TDs) – Oklahoma State: Woods 4-40-0, Frazier 3-24-0, Bajema 2-29-0, Elliott 2-9-0, Mack 1-19-0, Willis 1-9-0, Johnson 1-6-0, Jones 1-1-0. **Ohio State:** Ginn Jr. 6-78-0, Holmes 5-47-0, Nicol 2-11-0, Gonzalez 1-23-1, Schnittker 1-14-0, Childress 1-12-0, Hamby 1-4-0.

MISSED FIELD GOALS


Oklahoma State: Ricks 42. **Ohio State:** none.

2006 TOSTITOS FIESTA BOWL

No. 4 Ohio State 34
No. 6 Notre Dame 20

SCORING	1	2	3	4	-	F
Ohio State	7	14	3	10	-	34
Notre Dame	7	0	6	7	-	20

Jan. 2, 2006, Sun Devil Stadium (76,196)



TEMPE, Ariz. – Led by Troy Smith and Ted Ginn Jr. on offense and All-America A.J. Hawk on defense, Ohio State ran roughshod over Notre Dame in the Tostitos Fiesta Bowl, downing the Irish 34-20 in a game that wasn't as close as the final score indicated.

The Buckeyes were making their third appearance in four years in the Fiesta Bowl, and Sun Devil Stadium seemed to fit them like an old pair of well broken in sneakers.

After Notre Dame opened the game with a crisp six-play, 72-yard drive that culminated with a 20-yard run by Darius Walker, it was pretty much all Ohio State the rest of the way.

Smith and Ginn saw to that. First they hooked up on a beautifully thrown 56-yard scoring pass on which Ginn was five yards beyond his defender when the ball settled into his outstretched hands. Then Ginn gave the Buckeyes the lead for good on a dazzling 68-yard reverse in which he cut this way and that and left frustrated Notre Dame defenders strewn helplessly in his wake. Smith dialed pay dirt again just before halftime, connecting with Santonio Holmes on an 85-yard pass that gave the Buckeyes a 21-7 lead at intermission. Had it not been for two fumbles, one in the ND red zone, and a blocked field goal, the margin might have been greater.

The Buckeyes had 391 yards in total offense at halftime. Notre Dame had 154. Ohio State was a perfect five-for-five on third-down conversions.

Smith had thrown for 248 yards by intermission and both Ginn and Holmes were over the 100-yard mark in receiving yards.

Walker scored on a 10-yard run in the third quarter to cut the deficit to eight at 21-13, but a 40-yard field goal by Josh Huston made it 24-13 at the end of three quarters.

Huston converted again, this time from 26-yards out at the start of the fourth quarter, to give OSU a 27-13 lead.

Notre Dame's final score came on a three-yard run by Walker with 5:27 to play, cutting the Ohio State lead to 27-20. Their scoring drive covered 80 yards in 13 plays.

But the Buckeyes quickly responded with an 85-yard drive of their own that included two clutch third-down completions by Smith and a 60-yard TD gallop by Antonio Pittman that eliminated any and all doubts.

Smith was the MVP of the game, rolling up 408 yards in total offense and accounting for three touchdowns. The Buckeyes finished the evening with a season-high 617 yards in total offense – 342 passing and 293 on the ground. The Buckeyes had three drives of 80 or more yards and a fourth of 68.

All-America linebacker A.J. Hawk was the defensive MVP. He had a game-high 12 tackles, including 3.5 tackles for loss, two sacks and a forced fumble.

First Quarter

UND - Walker 20 run (Fitzpatrick kick), 12:59
OSU - Ginn, Jr. 56 pass from T. Smith (Huston kick), 10:02

Second Quarter

OSU - Ginn, Jr. 68 run (Huston kick), 14:16
OSU - Holmes, 85 pass from T. Smith (Houston kick), 2:21

Third Quarter

UND - Walker 10 run (Fitzpatrick kick failed), 3:25
OSU - Huston 40 field goal, 2:20

Fourth Quarter

OSU - Huston 26 field goal, 10:12
UND - Walker 3 run (Fitzpatrick kick), 5:27
OSU - Pittman 60 run (Huston kick), 1:46

TEAM STATISTICS	OSU	UND
First Downs	27	22
Rushes-yards	36-275	29-62
Passing yards	342	286
Comp.-Att.-Int.	19-28-0	29-45-0
Punt returns-yards	2-20	1-0
Kickoff returns-yards	3-51	2-23
Sacks by-yards lost	5-41	1-8
Fumbles-lost	2-2	1-0
Penalties-yards	7-53	6-48
Time of Possession	30:44	29:16

INDIVIDUAL STATISTICS

Rushing (att.-yds.-TDs) – Ohio State: Pittman 21-136-1, Ginn, Jr. 2-73-1, T. Smith 13-66-0. **Notre Dame:** Walker 16-90-3, Schwapp 2-4-0, Quinn 10-(32)-0.

Passing (comp.-att.-int.-yds.-TDs) – Ohio State: T. Smith 19-28-0-342-2. **Notre Dame:** Quinn 29-45-0-286-0.

Receiving (no.-yds.-TDs) – Ohio State: Ginn Jr. 8-167-1, Holmes 5-124-1, Hall 2-22-0, Pittman 2-6-0, Gonzalez 1-15-0, Frost 1-8-0. **Notre Dame:** Stovall 9-126-0, Walker 7-37-0, Samardzija 6-59-0, Shelton 5-52-0, Fasano 2-12-0.

MISSED FIELD GOALS

Ohio State: Huston 28(BK), 46(BK). **Notre Dame:** none.

2007 BCS CHAMPIONSHIP

No. 2 Florida 41
No. 1 Ohio State 14

SCORING	1	2	3	4	-	F
Florida	14	20	0	7	-	41
Ohio State	7	7	0	0	-	14

Jan. 8, 2007, Univ. of Phoenix Stadium (74,628)

GLENDAL, Ariz. – Ohio State's Ted Ginn Jr. returned the opening kickoff 93 yards for a touchdown, but it was all Florida from there as the No. 2 Gators upset the No. 1 Buckeyes, 41-14,



in the BCS National Championship Game Jan. 8 in Glendale, Ariz.

Big Ten champion Ohio State (12-1) had defeated the nation's second-ranked team twice earlier in the season – at Texas and vs. Michigan – but saw its four-game bowl winning streak and the nation's best 19-game winning streak overall come to an end. The 2006 Buckeyes are the only team to face a No. 2-ranked opponent three times in the same season.

Ginn was injured in the celebration of his opening kickoff return for a touchdown and the Buckeyes could not recover offensively. Heisman Trophy winning quarterback Troy Smith completed 4-of-14 passes for 35 yards and an interception and was sacked five times by the Gators (13-1).

Junior tailback Antonio Pittman rushed for 62 yards on 10 carries and his 18-yard touchdown run with 13:32 left in the second quarter brought the score to 21-14 in favor of the Gators, but it would be all the closer the Buckeyes would get.

Florida, champion of the Southeastern Conference, scored touchdowns on its first three possessions, then kicked a pair of field goals before scoring another touchdown with 23 seconds left before halftime. The Gators led 34-14 at intermission, capitalizing on the Buckeyes turning it over on downs on their own 29 yard line and a Smith fumble on his own 20 on back-to-back possessions.

OSU linebackers James Laurinaitis and Marcus Freeman both collected 15 tackles in the game.

First Quarter

OSU - Ginn, Jr. 93 kickoff return (Pettrey kick), 14:44
FLA - Baker 14 pass from Leak (Hetland kick), 10:31
FLA - Harvin 4 run (Hetland kick), 5:51

Second Quarter

FLA - Wynn 2 run (Hetland kick), 14:56
OSU - Pittman 18 run (Pettrey kick), 13:32
FLA - Hetland, 42 field goal, 6:00
FLA - Hetland, 40 field goal, 1:53
FLA - Caldwell 1 pass from Tebow (Hetland kick), 0:23

Fourth Quarter

FLA - Tebow 1 run (Hetland kick), 10:20

TEAM STATISTICS	FLA	OSU
First Downs	21	8
Rushes-yards	43-156	23-47
Passing yards	214	35
Comp.-Att.-Int.	26-37-0	4-14-1
Punt returns-yards	4-28	1-13
Kickoff returns-yards	1-33	6-193
Sacks by-yards lost	5-51	1-7
Fumbles-lost	0-0	1-1
Penalties-yards	6-50	5-50
Time of Possession	40:48	19:12

INDIVIDUAL STATISTICS

Rushing (att.-yds.-TDs) – Florida: Wynn 19-69-1, Tebow 10-39-1, Harvin 5-22-1, Caldwell 3-15-0, Leak 3-14-0, Moore 2-7-0, Team 1-(1)-0. **Ohio State:** Pittman 10-62-1, C. Wells 2-9-0, Hartline 1-5-0, T. Smith 10-(29)-0.

Passing (comp.-att.-int.-yds.-TDs) – Florida: Leak 25-36-0-213-1, Tebow 1-1-0-1-1. **Ohio State:** T. Smith 4-14-1-35-0.

Receiving (no.-yds.-TDs) – Florida: Harvin 9-60-0, Cornelius 5-50-0, Ingram 4-58-0, Baker 4-23-1, Latsko 2-17-0, Caldwell 2-6-1. **Ohio State:** Gonzalez 2-11-0, Hartline 1-13-0, Pittman 1-11-0.

MISSED FIELD GOALS

Florida: None. **Ohio State:** none.

OHIO STATE BOWL HISTORY

2008 BCS CHAMPIONSHIP

No. 2 LSU	38
No. 1 Ohio State	24

SCORING	1	2	3	4	-	F
LSU	3	21	7	7	-	38
Ohio State	10	0	7	7	-	24

Jan. 7, 2008, Louisiana Superdome (79,651)



New Orleans (AP) – Making its second straight appearance in the BCS championship game, and its third in six years, No. 1 Ohio State was unable to contain No. 2 LSU in a 38-24 loss at the Superdome.

Ohio State was trying to win its second BCS title in six years, and add to the one that Coach Jim Tressel captured by upsetting Miami 31-24 in double overtime for the 2002 championship.

LSU rallied from an early 10-0 deficit, taking a 24-10 half-time lead that held up.

“We just didn’t do the things you need to do to win a ball-game of this nature. We’re very aware that LSU’s a deserving champion,” Tressel said.

Ohio State (11-2) had little to celebrate after Chris “Beanie” Wells, who finished the game with 146 rushing yards, broke loose for a 65-yard TD run on the fourth play of the game.

Known as a punishing runner, Wells got the game off to a quick start; the Buckeyes’ bruising back started left, made a nifty cut right and burst through the middle. On the longest run of his career, Beanie outran All-America safety Craig Steltz for a 65-yard TD.

This time, Ohio State made it 10-0 on its next possession. Todd Boeckman hit a wide-open Brandon Saine, setting up Ryan Pretorius’ 25-yard field goal.

Only five minutes into the game, Ohio State and its all-brass band was blowing away the Tigers. LSU looked dazed and defensive coordinator Bo Pelini had few answers, but LSU’s offense started clicking behind running back Jacob Hester.

First, he barreled into All-America linebacker James Laurinaitis for a short gain. Both players are the rugged type and in a nice show of sportsmanship, Laurinaitis -- whose dad, Joe, once starred as “Animal” in the “Legion of Doom” wrestling tag team -- helped up Hester.

Hester broke off a 20-yard run on the next play, and LSU eventually got a 32-yard field goal from Colt David that made it 10-3.

That score late in the first quarter seemed to jazz everyone in purple and gold. Two big penalties against Ohio State helped set up Matt Flynn’s 13-yard touchdown pass to Richard Dickson, who somehow found himself uncovered. Flynn punctuated the strike by hollering, giving a wild fist pump and putting up both hands to signal TD.

Tied at 10, the Buckeyes counted on Wells. He delivered one of the season’s best stiff-arms on a 29-yard romp, and Ohio State seemed poised to retake the lead.

Instead, Ricky Jean-Francois crashed through the middle, swung his big right arm and blocked Pretorius’ 38-yard field goal try.

LSU turned to another of its five dangerous tailbacks, and NCAA sprint star Trindon Holliday zigzagged closer to the goal line. Flynn’s perfect pass to Brandon LaFell in the back left corner of the end zone put the Tigers ahead 17-10.

Then, LSU’s defense made the big play. Cornerback Chevis Jackson intercepted Boeckman’s lost toss and streaked 34 yards down the right sideline.

The Tigers moved to a first-and-goal at 1. On third down, Hester plunged up the middle and it was 24-10 at the half.

The Tigers got two big plays on special teams -- Ricky Jean-Francois blocked a field goal, and LSU took advantage of a roughing-the-kicker penalty when Austin Spidler missed on a punt-block attempt.

Flynn hit Early Doucet with a four-yard toss with 9:04 left for a 31-10 lead and the celebration was on in earnest. The Buckeyes made the score more respectable on Boeckman’s 5-yard TD pass on fourth down to Brian Robiskie, only to have Flynn come back and throw his second TD pass to Dickson.

As the clock ticked down, Boeckman threw a 15-yard touch-down pass to Brian Hartline.

“I worry about disappointment because of how hard the kids work. I don’t worry about criticism,” Tressel said. “If you struggle taking criticism, you better not be at Ohio State and better not be playing football.”

LSU (12-2), whose two losses both came in triple overtime, became just the fourth favorite to win in 10 BCS championship games.

First Quarter

OSU – C. Wells 65 run (Pretorius kick), 13:34
OSU - Pretorius 25 field goal, 9:12
LSU - David 32 field goal, 2:21

Second Quarter

LSU - Dickson 13 pass from Flynn (David kick), 13:00
LSU - LaFell 10 pass from Flynn (David kick), 7:25
LSU - Hester 1 run (David kick), 4:16

Second Quarter

LSU - Doucet 4 pass from Flynn (David kick), 9:04
OSU - Robiskie 5 pass from Boeckman (Pretorius kick), 1:38

Fourth Quarter

LSU - Dickson 5 pass from Flynn (David kick), 1:50
OSU - Hartline 15 pass from Boeckman (Pretorius kick), 1:13

TEAM STATISTICS	LSU	OSU
First Downs	25	17
Rushes-yards	49-152	30-145
Passing yards	174	208
Comp.-Att.-Int.	19-27-1	15-26-2
Punt returns-yards	1-8	1-9
Kickoff returns-yards	2-22	7-124
Sacks by-yards lost	5-36	1-15
Fumbles-lost	2-0	3-1
Penalties-yards	4-36	7-83
Time of Possession	33:56	26:04

INDIVIDUAL STATISTICS

Rushing (att.-yds.-TDs) – **LSU:** Hester 21-86-1, Murphy 2-33-0, K Williams 2-20-0, T Holliday 3-13-0, Flynn 12-8-0, Doucet 2-7-0, Scott 2-6-0, Perrilloux 1-4-0, Team 4-(-25)-0. **Ohio State:** C Wells 20-146-1, Hartline 1-6-0, Boeckman 9-(-7)-0.

Passing (comp.-att.-int.-yds.-TDs) – **LSU:** Flynn 19-27-1-175-1. **Ohio State:** Boeckman 15-26-2-208-2.

Receiving (no.-yds.-TDs) – **LSU:** Doucet 7-51-1, Dickson 4-44-2, Byrd 2-28-0, LaFell 2-15-1, Zinger 1-18-0, Scott 1-16-0, Johnson 1-3-0, K Williams 1-(-1)-0. **Ohio State:** Hartline 6-75-1, Robiskie 5-50-1, Saine 3-69-0, Small 1-14-0.

MISSED FIELD GOALS

LSU: None. **Ohio State:** Pretorius 38 (BK)

