


12th IAAF WORLD CHAMPIONSHIPS
IN ATHLETICS

IAAF STATISTICS HANDBOOK

BERLIN

2009



Produced in collaboration
with the ATFS






Official IAAF Partners



Official IAAF Broadcasters





12th IAAF WORLD CHAMPIONSHIPS
IN ATHLETICS
IAAF STATISTICS HANDBOOK
BERLIN 2009



© IAAF Media & Public Relations Department 2009

Cover – German contenders for Berlin honours: Top – three-time World Discus Throw Champion Franka Dietzsch;
Bottom (left to right) – European indoor long jump record holder Sebastian Bayer; German high jump record holder
Ariane Friedrich; Reigning World Hammer Throw Champion Betty Heidler

Editor: Mark Butler

Produced by the IAAF Media & Public Relations Department

IAAF PRESIDENT'S MESSAGE

MESSAGE DU PRESIDENT DE L'IAAF

For the third time in a row, the IAAF World Championships have returned to a country which has already played host to the event. Following Finland 2005 and Japan 2007, we are back in Germany again 18 years after Stuttgart 1993. Are there any athletes from those championships in action again here in Berlin 2009 ? That is the sort of question which will be answered by this handbook of statistics.

Detailed results from all 11 IAAF World Championships are given on these pages along with the often-forgotten special events arranged by the IAAF in 1976 and 1980, making up for the omission of the 50 kilometres walk and women's 3000m and 400m hurdles from the Olympic Games in those years. Our World Championships have a short but rich history, and one which has thrown up a multitude of facts and figures, the best of which are detailed on these pages. There can hardly be a better venue in which to make more history than Berlin's Olympic stadium. As the events play out, from the men's shot qualification to the men's 4x400m relay final, this book will help put the results into context. For instance in my event, I will be interested to see if eight metres be enough to qualify for the long jump final. It has been at all but one of the past editions.

Next year will be the 60th birthday of the Association of Track & Field Statisticians, and once again I must pay tribute to this fantastic world-wide voluntary organisation whose never-ending stream of information makes possible books such as these. Where would we be without them ?

Lamine Diack, May 2009

Pour la troisième fois, les Championnats du monde d'athlétisme reviennent dans un pays qui les a déjà accueillis par le passé. Ce fut le cas de la Finlande en 2005, du Japon en 2007, et nous voilà de retour en Allemagne, 16 ans après Stuttgart, en 1993. Y a-t-il des athlètes qui ont participé à ces championnats et qui seront encore présents à Berlin ? C'est typiquement le genre de questions dont vous pourrez découvrir la réponse dans ce livre de statistiques.

Dans ces pages, vous trouverez les résultats détaillés des onze Championnats du monde ainsi que les épreuves disputées entre 1976 et 1980, qui venaient combler l'absence du 50 km marche, du 3000m et du 400m haies féminin, au programme des Jeux Olympiques, ces années là. Nos championnats du monde ont une histoire récente mais foisonnante, de celles qui ont généré une multitude de statistiques dont vous trouverez la quintessence dans cet ouvrage. On pouvait difficilement choisir un meilleur endroit que le Stade Olympique de Berlin pour enrichir l'histoire. Au cours du déroulement des épreuves, qu'il s'agisse des qualifications du lancer de marteau hommes ou de la finale du relais 4x400 m, ce livre vous sera précieux pour mettre les résultats en perspective. Par exemple, dans le saut en longueur - ma discipline - je serais curieux de savoir si 8 mètres suffiront pour se qualifier pour la finale. Ce ne fut le cas qu'une seule fois lors des précédentes éditions.

L'année prochaine, on fêtera le 60ème anniversaire de l'Association des Statisticiens d'Athlétisme et je voudrais en profiter pour redire ma gratitude à cette organisation bénévole qui fournit une mine d'informations et sans la contribution desquelles de laquelle la réalisation de ce type de livres ne serait pas possible. Que ferions-nous sans eux ?

Lamine Diack, mai 2009

CONTENTS

IAAF PRESIDENT'S MESSAGE	2
CONTENTS	3
ACKNOWLEDGEMENTS & NOTES	5
NOTES ON CONTENTS	8
IAAF WORLD RECORDS & BEST PERFORMANCES	12
IAAF WORLD CHAMPIONSHIP RECORDS & BEST PERFORMANCES	14
IAAF WORLD CHAMPIONSHIP FACTS & FIGURES	16
Performance Trends	18
Superlatives	20
Multiple Medallists	21
Most Appearances	25
Youngest & Oldest	32
Placing Tables	36
Major Records Set	55
Doping Violations at IAAF World Championships	59
RESULTS FROM PAST MAJOR CHAMPIONSHIPS	
IAAF World Championships in Athletics (complete results)	61
IAAF World Athletics Series	263
Olympic Games	311
World University Games	333
Winners of Area Championships & Games and Commonwealth Games	339
WORLD AND CONTINENTAL RECORDS	
Men	389
Women	399
World Indoor	409
World Teenage Bests by Age	410
COUNTRY INDEX	421
MEN'S LISTS	
All-Time World Lists	463
National Records	483
Best National Placings	528
Progression of Official World Records	546
WOMEN'S LISTS	
All-Time World Lists	567
National Records	587
Best National Placings	626
Progression of Official World Records	640
BIOGRAPHICAL SUMMARIES	655

SOMMAIRE

MESSAGE DU PRESIDENT DE L'IAAF	2
SOMMAIRE	3
REMERCIEMENTS ET NOTES	5
NOTES SUR LE CONTENU	8
RECORDS ET MEILLEURES PERFORMANCES DU MONDE DE L'IAAF	12
RECORDS ET MEILLEURES PERFORMANCES DES CHAMPIONNATS DU MONDE DE L'IAAF	14
LE MEILLEUR DES CHAMPIONNATS DU MONDE DE L'IAAF	16
Tendance des performances	18
Les Meilleures.....	20
Plus grand nombre de medailles	21
Plus grand nombre de presences.....	25
Plus jeune et plus age.....	32
Tableau des Classement des huit premières places	36
Principaux records etablis.....	55
Infractions au Règles Antidopage aux Championnats du Monde.....	59
RESULTATS DES PRECEDENTS PRINCIPAUX CHAMPIONNATS	
Championnats du Monde de l'IAAF (résultats dedans complètement)	61
Série Mondiale d'Athlétisme de l'IAAF	263
Jeux Olympiques.....	311
Jeux Universitaires Mondiaux	333
Vainqueurs des Championnats et des Jeux Continentaux &	339
des Jeux du Commonwealth	
RECORDS DU MONDE ET CONTINENTAUX	
Hommes	389
Femmes	399
Records du Monde en salle.....	409
Meilleures performances mondiales par age pour les moins 20 ans.....	410
REPERTOIRE PAR PAYS	421
LISTES DES PERFORMANCES MASCULINES	
Listes des performances mondiales de tous les temps	463
Records nationaux.....	483
Meilleures places nationales aux Championnats du Monde de l'IAAF.....	528
Progression des Records du monde officiels.....	546
LISTES DES PERFORMANCES FEMININES	
Listes des performances mondiales de tous les temps	567
Records nationaux.....	587
Meilleures places nationales aux Championnats du Monde de l'IAAF.....	626
Progression des Records du Monde de l'IAAF.....	640
COURTES BIOGRAPHIES	655

ACKNOWLEDGMENTS & NOTES

In this book you will find all the features one would expect in an IAAF statistics handbook updated as far as possible to the printing deadline well into the summer of 2009. Of course the main update is the grafting in of details from Osaka 2007, but sadly there are several more changes in history as past results have been amended to delete serial doping violators Antonio Pettigrew, Jerome Young and Marion Jones. The effects are far-reaching. For instance, with Pettigrew disqualified from 1997, Great Britain's men take the 4x400m gold from Athens 1997 so so a record 26 different countries can claim golds from those championships. Pettigrew's 1999 disqualification deprives Michael Johnson of his final world gold which had been a record ninth. The placing tables from 1999, 2001 and 2003 are also revised. It is a painstaking but essential task because at last the rightful champions and/or medallists are shown. Elsewhere, for the first time we are showing relay team compositions in the national records section. Marks are included from later in the year than ever, the weekend of the European Team and South American Championships (June 20/21).

I wish to give special thanks firstly to the main contributors to the book who have once again provided such excellent data: Richard Hymans, Winfried Kramer (with Heinrich Hübbling), Tomas Magnusson, Peter Matthews and Robert Wilson. Second to Pierre Weiss and the staff and departments of the IAAF for their vital support. And finally to Mirko Jalava, Alfons Juck, Peter Larsson, Peter Matthews, David Monti, Martin Rix, Hans van Kuijen, Mel Watman and Ken Young for their fantastic work which give us all so quickly such comprehensive and accurate reference material.

Mark Butler (Editor) – mbutler@worldscope.co.uk

Please send any comments to the address given below.

IAAF
17, rue Princesse Florestine
B.P. 359
MC 98007 Monaco Cedex

Fax: + 377 93 15 95 15
E-Mail: headquarters@iaaf.org

Requests for further copies of this book should be addressed to the IAAF Headquarters in Monaco (see back cover for address).



Detailed Acknowledgments:

IAAF World Championship Superlatives: Tomas Magnusson and Mark Butler; *Results From Past Major Championships:* IAAF Media & Public Relations Department, Mark Butler, Richard Hymans, Bob Sparks, Alfons Juck and Robert Blaho, Eduardo Biscayart; Raul Leoni, Paul Jenes, Josep Corominas, Benoît Laruel, Bernard Linley, Børre Liloe, Fletcher McEwen; IAF Scientific Report on the 2nd World Championships In Athletics Rome 1987 (Second edition), “Göteborgs Posten”, IAAF New Studies in Athletics, Akira Ito, Ph.D.(Professor of Osaka University of Health and Sport Sciences); Paavo V. Komi, Ph.D.(Professor & Head, Neuromuscular Research Center Department of Biology of Physical Activity, University of Jyväskylä). *World & Continental Records:* Peter Matthews and Robert Wilson, Imre Matrahazi, The Analytical Distance Runner (Ken Young), Yves Pinaud & Gert le Roux (Africa), Heinrich Hübbling & Yoshimasa Noguchi (Asia), Mirko Jalava (Europe), Luis Vinker & Eduardo Biscayart (South America), Andy Carr & Justin Kuo (North America), Fletcher McEwen, Ronda Jenkins, Yvonne Mullins, Maurie Plant & Brian Roe (Oceania); Nestor Calixto, Bernard Linley (Central America & Caribbean); Association of Road Running Statisticians (ARRS), Ken Young, Marty Post, Paul Farmer, Marianne Caponi (Road racing), Running USA and Ryan Lampaa (Road racing); Michel Saint-Raymond, Ken Nakamura, Andreas Hediger, Mark Milde, Jörg Wenig, Sergey Tikhonov, David Monti. *Country Index:* Tomas Magnusson; *All-Time World Lists:* Peter Matthews; *National Records:* National Records: Chief compiler & co-ordinator: Winfried Kramer - Kohlrodweg 12, 66539 Neunkirchen-Kohlhof, Germany.

Main Compilers: Fouad Habash (PO Box 9055, Damascus, Syria); Heinrich Hübbling (Haydnstrasse 8, 48691 Vreden, Germany); Tony Isaacs (11 Manton Close, Trowbridge, Wiltshire BA14 ORZ, Great Britain & NI); Yves Pinaud (5 bis, rue Detaillé, 94210 La Varenne St. Hilaire, France)

Special thanks to: Eduardo Biscayart, Mirko Jalava, Peter Matthews, Reynold O’Neal, Bob Snow, Raffaele Tummolo, Luis Vinker and in particular to Luigi Mengoni, the founder of this project. Jürgen Schmidt helped build up the database. We are obliged to thank also: Aader, Absin de Cassiere, Ms Acic, Afanasiev, Al-Kindy, Al-Zawawi, Amatya, Ashenheim, Azarashvili, Baronet, Batiste, Bertasius, Boriga, Botes, Brand, Calixto, Carvalho, Ms. Chen, Chopra, Conostas, Csiki, Davis, Diallo, Diaz, Druminy, Eckhardt, Eiger, Endjärv, Fernández Canet, Finisterre, Finlayson, Francis, Gajic, Gessner, Gjerde, Gladzikowski, Glenza, Gomis, Gordon, Götze, Graf, Heilrath, Heinla, Hennessy, Hernandez, Ms. Hung, Hunt, Huotari, Hymans, Iranghe, Jenes, Joof, Juck, Julin, Ms Lee, Kalabus, Karamata, Kerr, Klvana, Kök, Kolenko, Kondrat, Kortleever, Kriezis, Krishnan, Kumara, Lange, Larsson, Laursen, Leoni, Liloe, Linley, Little, Ms. Lo, Loong, Lumintuarso, McCarthy, Majed, Dr. Martin, McEwen, Misiunas, Mohan, Molina Mora, Monti, Mouhsine, Moura, Nakamura, Nicholas, Noguchi, Oliver, Pentland, Poppé, Post, Quirin, Rauva, Rix, Rizzoli, Romero, Rossi, le Roux, Seigneuric, Shadmehr, Shoukry, Silva-Netto, Skocovsky, Sonck, C. Smith, Stagis, Ms. Sukhacheva, Teder, Tikhonov, Umaryono, Vangelov, van Kuijen, Varghese, Visser, Zykov. Thanks also to the IAAF (in particular to Pierre Weiss and staff at Monte Carlo) and its member federations which supplied us with their record lists.

Direct and indirect help came also from e-publications “Athletics International”, “EME News”, “Race Results Weekly”, “Results from ASIA”, “Trackinsun” and “eTrack Newsletter”

Best National Placings at IAAF World Championships: Tomas Magnusson with thanks to Carole Fuchs and Andrew Owusu; *World Record Progression:* Richard Hymans, Emmerich Götze, Jirí Havlin, Rob Whittingham and Ken Young; *Details of World Athletic Series:* IAAF Competitions Department; *Biographical Summaries:* Mark Butler. *Production & Translations:* IAAF Communications Department; *Technical Data:* IAAF Competitions Department; All those who sent corrections to the 2007 edition.



IAAF Council

PRESIDENT

Lamine DIACK (SEN)

SENIOR VICE PRESIDENT

Sergey BUBKA (UKR)

VICE PRESIDENTS

Robert HERSH (USA)

Sebastian COE (GBR)

Dahlan AL-HAMAD (QAT)

HONORARY TREASURER

Jean POCZOBUT (FRA)

INDIVIDUAL MEMBERS

Bill BAILEY (AUS)*

Valentin BALAKHNICHEV (RUS)

Leonard CHUENE (RSA)

Pauline DAVIS-THOMPSON (BAH)

Helmut DIGEL (GER)

Nawal EL MOUTAWAKEL (MAR)

Roberto GESTA DE MELO (BRA)*

Abby HOFFMAN (CAN)

Alberto JUANTORENA DANGER (CUB)

Hamad KALKABA MALBOUM (CMR)*

Suresh KALMADI (IND)*

Ilkka KANERVA (FIN)

Isaiah F. KIPLAGAT (KEN)

Chaoyi LUO (CHN)

Neville MCCOOK (JAM)*

César MORENO BRAVO (MEX)

José María ODRIOZOLA (ESP)

Jung-Ki PARK (KOR)

Anna RICCARDI (ITA)

Katsuyuki TANAKA (JPN)

Hansjörg WIRZ (SUI)*

** Area Representative*

GENERAL SECRETARY

Pierre WEISS (FRA)

Notes On Contents

The views expressed as part of the compilations contained in this book are not necessarily those of the IAAF.

General Abbreviations & Symbols

A	mark made at altitude higher than 1000m	PDR	People's Democratic Republic
a	automatically timed	P/Pen	pentathlon
c	separate competitions in same meeting	Pos	position
C	Commonwealth	PR	People's Republic
Cd	City/Ciudad de	PV	pole vault
cm	centimetre	Q	qualifying competition
DNC	did not compete	r	race
DNF	did not finish	R	relay
DQ	disqualified	s/sf	semi final
DR	Democratic Republic	SP	shot put
g	gram	sq	City square contest
H/Hep	heptathlon	TJ	triple jump
HJ	high jump	x	failure in vertical jumps
h	hand timing	y	yards or mark made at yard distance
h/ht	heat number	+	en route to a longer distance or men's heptathlon during an octathlon
i	indoor mark	=	tie
J	mark made in jump-off	!	inferior mark within a series of field event marks
kg	kilograms	§	mixed nationality
km	kilometres		
KW	kilometres walk		
LJ	long jump		
M	multi-event competition		
m	metres		
mx	mixed competition		
Nat	nationality		
NH	no height		
NM	no mark		
o	clearance in vertical jumps		
OT	oversized track (> 200m in circumference)		

IAAF Area Groups

ASI	Asia
AFR	Africa
EUR	Europe
NAM	North America
CAC	Central America & Caribbean
OCE	Oceania
SAM	South America

South Africa

Performances by South African athletes in the period between the Republic's suspension from the IAAF (July 1976) and admission as a provisional member (May 1992) are marked with the symbol “†”

Athlete's Names

In this book, we have attempted to use the most understandable, recognisable and pronounceable versions of athlete's names, in accordance with the policy of the ATFS. In general, we strive to use the names the athletes actually want, which may well not agree with those given on entry forms and/or passports. For instance with Belarussian and Ukrainian names we have used generally Russian transliterations of older athletes. So we have Vladimir Golubnichiy, not Volodymyr Holubnichiy and Andrey Kravchenko, not Andrei Krauchanka, etc.

City Names

In keeping with ATFS policy, native spelling is used for the names of cities given in lists in this book. In text, the English (or French) version of the name is used.

Abbreviations:

Auckland (NS)	North Shore
Gold Coast (RB)	Runaway Bay
London (CP)	Crystal Palace
New York (RI)	Randall's Island
Paris (C)	Charléty

Technical Data (from IAAF Competition Rules 2009)

Event		Men	Women
3000m Steeplechase	Number of Hurdles	28 (4 each lap)	28 (4 each lap)
	Height	91.4cm (±3mm)	76.2cm (±3mm)
	Minimum width	3.94m	3.94m
	Cross-section of top of barrier	12.7cm square	12.7cm square
	Number of Water Jumps	7 (1 each lap)	7 (1 each lap)
	Length of Water Jump	3.66m (±2cm)	3.66m (±2cm)
	Width of Water Jump	3.66m (±2cm)	3.66m (±2cm)
	Depth at Barrier	50-70cm	50-70cm
100m Hurdles	Number of Hurdles	-	10
	Height	-	84cm (±3mm)
	Start To First Hurdle	-	13m
	Between Hurdles	-	8.5m
	Last Hurdle To Finish	-	10.5m
110m Hurdles	Number of Hurdles	10	-
	Height	106.7cm (±3mm)	-
	Start To First Hurdle	13.72m	-
	Between Hurdles	9.14m	-
	Last Hurdle To Finish	14.02m	-
400m Hurdles	Number of Hurdles	10	10
	Height	91.4cm (±3mm)	76.2cm (±3mm)
	Start To First Hurdle	45m	45m
	Between Hurdles	35m	35m
	Last Hurdle To Finish	40m	40m
High Jump	Crossbar Length	4.00m (±2cm)	4.00m (±2cm)
	Crossbar Weight	Up to 2kg	Up to 2kg
	Landing Area (minimum)	6m x 4m x 70cm	6m x 4m x 70cm
Pole Vault	Crossbar Length	4.50m (±2cm)	4.50m (±2cm)
	Crossbar Weight	Up to 2.25kg	Up to 2.25kg
	Landing Area (minimum)	6m x 6m x 80cm	6m x 6m x 80cm
		Plus a minimum of 2m front pieces	
Long/Triple Jump	Take-off Board Length	1.22m (±1cm)	1.22m (±1cm)
	Take-off Board Width	20cm (±2mm)	20cm (±2mm)
	Plasticine Board Width	10cm (±2mm)	10cm (±2mm)
	Pit Width	2.75-3m	2.75-3m
Shot Put	Weight	7.26kg	4kg
	Diameter	110-130mm	95-110mm
	Sector Angle	34.92°	34.92°
	Circle Diameter	2.135m (±5mm)	2.135m (±5mm)
Discus Throw	Weight	2kg	1kg
	Diameter	219-221mm	180-182mm
	Sector Angle	34.92°	34.92°
	Circle Diameter	2.5m (±5mm)	2.5m (±5mm)
Hammer Throw	Weight	7.26kg	4kg
	Diameter of head	110-130mm	95-110mm
	Length	1.175-1.215m	1.160-1.195m
	Sector Angle	34.92°	34.92°
	Circle Diameter	2.135m (±5mm)	2.135m (±5mm)
Javelin Throw	Weight	800g	600g
	Length	2.6-2.7m	2.2-2.3m
	Sector Angle	approximately 29°	approximately 29°
Relays	Baton Length	28-30cm	28-30cm
	Baton Weight	Not less than 50g	Not less than 50g
	Length of Take-Over Zone	20m	20m
	Baton Circumference	12-13cm	12-13cm

Name Changes

First, a list of women who have competed with distinction with two or more names. These are mostly indicated by “∇” in the all-time lists (page 567). Second, a list of some athletes shown in this book who have changed not only their allegiance but also their name.

WOMEN'S NAME CHANGES

<u>Maiden</u>	<u>Married</u>
Agletdinova.....	Kotovitch
Armstrong E.....	de Klerk
Barkusky.....	Weiss
Bartonová.....	Silhavá
Benoit.....	Samuelson
Budd.....	Pieterse
Campbell.....	Brown
Chernyenko.....	Ovchinnikova/Makarova
Christensen.....	Kristiansen
Danisova.....	Hrasnová
Daute.....	Drechsler
Decker.....	Tabb/Slaney
Dittrich.....	Hartwig
Dolzhenko.....	Krachevskaya
Drossin.....	Kastor
Dukhnovich.....	Ozenko
Eckert.....	Wöckel
Feuerbach.....	Ullrich C
Gladisch.....	Möller
Göhler.....	Neubert
Graham.....	Fenton
Helm.....	Beyer S
Ilie.....	Ivan P
Ionescu.....	Lengyel M
Ivanova Y.....	Sinchukova
Kämpfert.....	Steuk
Janowska.....	Frankiewicz
Jepleting.....	Cherono
Johnson.....	Tosta
Kirszenstein.....	Szewinska
Kisheyeva.....	Zvereva
Kocembová.....	Slaninová
Kovarik.....	Uibel G/Siebert
Kulchunova.....	Pinigina
Langer.....	Kalek
Livermore.....	Simpson J
Ludwigs.....	Wodars/Grau
Lynch E.....	McColgan
Makeyeva.....	Stepanova M
Manjani.....	Tzelili
Mityayeva.....	Byelevskaya
Möbius.....	Paetz/John
Müller P.....	Schersing
Mushta.....	Olizarenko
Neumann E.....	Fiedler
Nikitina V.....	Komisova
Nosova.....	Pechonkina
Nuneva.....	Vechernikova
Oelsner.....	Göhr
Opitz.....	Hellmann
Pittman.....	Rawlinson
Ponomaryova M.....	Khromova
Poryvkina.....	Podkopayeva

Privalova.....	Sergeyeva
Redetzky.....	Henkel
Reichenbach.....	Müller I
Riefstahl.....	Oschkenat
Sachse.....	Gansky
Samitova.....	Galkina
Savinkova.....	Yermakova
Schaller.....	Klier
Schoknecht.....	Slupianek/Briesenick
Simpson M.....	Bothma
Smallwood.....	Cook K
Sofronova.....	Yemelyanova
Solberg.....	Hattestad
Stetsura.....	Kokonova/Khlopotnova
Tacu.....	Craciunescu
Tarnopolskaya.....	Pintusevich/Block
Tauryanina.....	Konevtsova
Tereshchuk.....	Antipova
Tirlea.....	-Manolache
Tomecková.....	Brejchová
Uppa.....	Kolkkala
Verkova.....	Petkova
Vladykina.....	Bryzgina
Williams.....	Darling
Yeremeyeva.....	Tinkova/Akimova

CHANGES IN BOTH ALLEGIANCE AND NAME

MEN

Was: Bongelemba Bongelo CGO	Then: Nathan Bongelo BEL
Was: Albert Chepkurui KEN	Then: Ahmad Hassan Abdullah QAT
Was: Gadissa Olikessa Chamada ETH	Then: Youssef Othman Qader QAT
Was: Patrick Cheboto UGA	Then: Moustafa Ahmed Shebto QAT
Was: Stephen Cherono KEN	Then: Saif Saaed Shaheen QAT
Was: Elias Daudi TAN	Then: Ali Al-Dawoodi Saadoun QAT
Was: Abdelhak El Gorch MAR	Then: Abdulhak Zakaria BRN
Was: Gregory Konchellah KEN	Then: Youssef Saad Kamel BRN
Was: James Kipkemboi Katui KEN	Then: Jamal Bilal Salem QAT
Was: Daniel Kipkosgei KEN	Then: Ismail Rashed Essa QAT

Was: Moses Kipchirchir KEN	Then: Moussa Omar Obaid QAT
Was: Gregory Konchellah KEN	Then: Youssef Saad Kamel BRN
Was: Elijah Kosgei KEN	Then: Majid Saeed Sultan QAT
Was: Thomas Kosgei KEN	Then: Zakrya Ali Kamil QAT
Was: Simon Mbutia KEN	Then: Saleh Marzooq Bakheet BRN
Was: Leonard Mucheru KEN	Then: Mashir Salim Jawher BRN
Was Nassib Jumanne Nkuyi TAN	Then: Nasser Jamal Nasser QAT
Was: David Nyaga KEN	Then: Dahame Najem Bashair QAT
Was: Onèsphore Nkunzimana BDI	The: Sultan Khamis Zaman QAT
Was: Dennis Sang/Keter/Kipkurui KEN	Then: Tareq Mubarak Taher BRN
Was: Girma Shilemis ETH	Then: Selim Bayrak TUR
Was: Isaac Waweru KEN	Then: Eshaaq Abdeen BRN
Was: Richard Yatich KEN	Then: Mubarak Hassan Shami QAT
Was: John Yego KEN	Then: Belal Mansoor (Belal) Ali BRN
WOMEN	
Was: Hewan Abeye ETH	Then: Elvan Abeylegesse TUR
Was: Nora Ivanova BUL	Then: Nora Güner TUR
Then: Nora Edletzberger AUT	
Was: Natalya Kazina RUS	Then: Natalia Kilpeläinen/Back FIN
Was: Yelena Kopytova RUS	Then: Ebru Kavaklioglu TUR
Was: Lyudmila Narozhilenko RUS	Then: Ludmila Engqvist SWE
Was: Karin Mey RSA	Then: Melis Mey TUR
Was: Svetla Mitkova BUL	Then: Svetla Sinartas TUR
Was: Was: Wu Xianchun CHN	Then: Jutaporn Krasaeyan THA

Countries

IAAF Members (213)

AFG Afghanistan
 AHO Netherlands Antilles
 AIA Anguilla
 ALB Albania
 ALG Algeria
 AND Andorra
 ANG Angola
 ANT Antigua & Barbuda
 ARG Argentina
 ARM Armenia
 ARU Aruba
 ASA American Samoa
 AUS Australia
 AUT Austria
 AZE Azerbaijan
 BAH Bahamas
 BAN Bangladesh
 BAR Barbados
 BDI Burundi
 BEL Belgium
 BEN Benin
 BER Bermuda
 BHU Bhutan
 BIH Bosnia & Herzegovina
 BIZ Belize
 BLR Belarus
 BOL Bolivia
 BOT Botswana
 BRA Brazil
 BRN Bahrain
 BRU Brunei
 BUL Bulgaria
 BUR Burkina Faso
 CAF Central African Republic
 CAM Cambodia
 CAN Canada
 CAY Cayman Islands
 CGO Congo
 CHA Chad
 CHI Chile
 CHN PR of China
 CIV Ivory Coast
 CMR Cameroon
 COD DR of Congo
 COK Cook Islands
 COL Colombia
 COM Comoros
 CPV Cape Verde Islands
 CRC Costa Rica
 CRO Croatia
 CUB Cuba
 CYP Cyprus
 CZE Czech Republic
 DEN Denmark
 DJI Djibouti
 DMA Dominica
 DOM Dominican Republic
 ECU Ecuador
 EGY Egypt
 ERI Eritrea
 ESA El Salvador
 ESP Spain
 EST Estonia
 ETH Ethiopia
 FIJ Fiji
 FIN Finland
 FRA France
 FSM Federated States of Micronesia
 GAB Gabon
 GAM The Gambia
 GBR Great Britain & Northern Ireland
 GBS Guinea Bissau

GEO Georgia
 GEQ Equatorial Guinea
 GER Germany
 GHA Ghana
 GIB Gibraltar
 GRE Greece
 GRN Grenada
 GUA Guatemala
 GUI Guinea
 GUM Guam
 GUY Guyana
 HAI Haiti
 HKG Hong Kong, China
 HON Honduras
 HUN Hungary
 INA Indonesia
 IND India
 IRI Iran
 IRL Ireland
 IRQ Iraq
 ISL Iceland
 ISR Israel
 ISV Virgin Islands (US)
 IVB British Virgin Islands
 ITA Italy
 JAM Jamaica
 JOR Jordan
 JPN Japan
 KAZ Kazakhstan
 KEN Kenya
 KGZ Kyrgyzstan
 KIR Kiribati
 KOR Korea
 KSA Kingdom of Saudi Arabia
 KUW Kuwait
 LAO Laos
 LAT Latvia
 LBA Libya
 LBR Liberia
 LCA Saint Lucia
 LES Lesotho
 LIB Lebanon
 LIE Liechtenstein
 LTU Lithuania
 LUX Luxembourg
 MAC Macao
 MAD Madagascar
 MAR Morocco
 MAS Malaysia
 MAW Malawi
 MDA Moldova
 MDV Maldives
 MEX Mexico
 MGL Mongolia
 MHL Marshall Islands
 MKD Former Yugoslav Republic of Macedonia
 MLI Mali
 MLT Malta
 MNE Montenegro
 MNT Montserrat
 MON Monaco
 MOZ Mozambique
 MRI Mauritius
 MTN Mauritania
 MYA Myanmar
 NAM Namibia
 NCA Nicaragua
 NED Netherlands
 NEP Nepal
 NFI Norfolk Island
 NGR Nigeria
 NIG Niger
 NMI Northern Mariana Islands
 NOR Norway

NRU Nauru
 NZL New Zealand
 OMA Oman
 PAK Pakistan
 PAN Panama
 PAR Paraguay
 PER Peru
 PHI Philippines
 PLE Palestine
 PLW Palau
 PNG Papua New Guinea
 POL Poland
 POR Portugal
 PRK DPR Korea
 PUR Puerto Rico
 PYF French Polynesia
 QAT Qatar
 ROU Romania
 RSA Republic of South Africa
 RUS Russia
 RWA Rwanda
 SAM Western Samoa
 SEN Senegal
 SEY Seychelles
 SIN Singapore
 SKN Saint Kitts & Nevis
 SLE Sierra Leone
 SLO Slovenia
 SMR San Marino
 SOL Solomon Islands
 SOM Somalia
 SRB Serbia
 SRI Sri Lanka
 STP DR of São Tomé & Príncipe
 SUD Sudan
 SUI Switzerland
 SUR Surinam
 SVK Slovak Republic
 SWE Sweden
 SWZ Swaziland
 SYR Syria
 TAN Tanzania
 TGA Tonga
 THA Thailand
 TJK Tadjikistan
 TKM Turkmenistan
 TKS Turks & Caicos Islands
 TLS East Timor
 TOG Togo
 TPE Chinese Taipei
 TRI Trinidad & Tobago
 TUN Tunisia
 TUR Turkey
 TUV Tuvalu
 UAE United Arab Emirates
 UGA Uganda
 UKR Ukraine
 URU Uruguay
 USA United States
 UZB Uzbekistan
 VAN Vanuatu
 VEN Venezuela
 VIE Vietnam
 VIN Saint Vincent & the Grenadines
 YEM Yemen
 ZAM Zambia
 ZIM Zimbabwe

Former names:

AMS American Samoa (now ASA)
 ANO Angola (now ANG)
 ANG Anguilla (now AIA)
 AUA Australasia
 BGU British Guiana (now GUY)
 BHR Bahrain (now BRN)
 BHO British Honduras
 BIR Burma (now MYA/Myanmar)
 BKF Burkina Faso (now BUR)
 BOH Bohemia
 BOS Bosnia & Herzegovina (now BIH)
 BSH Bosnia & Herzegovina (now BIH)
 BUR Burundi (now BDI, BUR is now Burkina Faso)
 BVI British Virgin Islands (now IVB)
 BWI British West Indies
 CEY Ceylon (now SRI)
 CKI Cook Islands (now COK)
 CVD Cape Verde Islands (now CPV)
 DAH Dahomey (Now BEN/Benin)
 DMN Dominica (now DMA)
 ENG England
 EUN Unified Team (Formerly USSR)
 FRG Federal Republic of Germany (now GER)
 GBI Great Britain & Ireland (pre-1922)
 GDR German Democratic Republic (now GER)
 GOL Gold Coast (now GHA/Ghana)
 GUD Guadeloupe
 HOL Netherlands (now NED)
 IRN Iran (now IRI)
 IOA Independent Olympic Athletes
 IOP Independent Olympic Participants
 KHM Kampuchea (now CAM/Cambodia)
 KZK Kazakhstan (now KAZ)
 LAN Lesser Antilles
 LIT Lithuania (now LTU)
 MAL Malaya
 MLD Maldives (now MDV)
 MOL Moldova (now MDA)
 MRT Martinique
 MSH Marshall Islands (now MHL)
 NAU Nauru (now NRU)
 NIR Northern Ireland
 NBO North Borneo
 NRH Northern Rhodesia (now ZAM)
 NMA Northern Mariana Islands (now NMI)
 OMN Oman (now OMA)
 PAL Palestine (now PLE)
 PRY Democratic People's Republic of Yemen (now YEM)
 RHO Rhodesia (now ZIM/Zimbabwe)
 ROC Republic of China
 ROM Romania (now ROU)
 SAA Saar
 SAF South Africa (now RSA)
 SCG Serbia & Montenegro (formerly Yugoslavia, now SRB & MNE)
 SCO Scotland
 SER Serbia (now SRB)
 STK St Kitts & Nevis (now SKN)
 STL St Lucia (now LCA)
 STV St Vincent (now VIN)
 UAR United Arab Republic
 URS USSR
 TAH Tahiti (now PYF)
 TCH (Up to 1992) Czechoslovakia
 TON Tonga (now TGA)
 VOL Upper Volta (now BUR/Burkina Faso)
 WAL Wales
 YAR Yemen Arab Republic (now YEM)
 YUG Yugoslavia
 ZAI Zaire (now COD)

IAAF WORLD RECORDS

* Awaiting ratification as at June 21, 2009

MEN					Wind
100 Metres¶	9.69	Usain Bolt	JAM	Beijing	16 Aug 08 0.0
200 Metres	19.30	Usain Bolt	JAM	Beijing	20 Aug 08 -0.9
400 Metres	43.18	Michael Johnson	USA	Sevilla	26 Aug 99
800 Metres	1:41.11	Wilson Kipketer	DEN	Köln	24 Aug 97
1000 Metres	2:11.96	Noah Ngeny	KEN	Rieti	5 Sep 99
1500 Metres	3:26.00	Hicham El Guerrouj	MAR	Roma	14 Jul 98
One Mile	3:43.13	Hicham El Guerrouj	MAR	Roma	7 Jul 99
2000 Metres	4:44.79	Hicham El Guerrouj	MAR	Berlin	7 Sep 99
3000 Metres	7:20.67	Daniel Komen	KEN	Rieti	1 Sep 96
5000 Metres	12:37.35	Kenenisa Bekele	ETH	Hengelo	31 May 04
10,000 Metres	26:17.53	Kenenisa Bekele	ETH	Bruxelles	26 Aug 05
20,000 Metres	56:26.0+	Haile Gebrselassie	ETH	Ostrava	27 Jun 07
One hour	21,285m	Haile Gebrselassie	ETH	Ostrava	27 Jun 07
25,000 Metres	1:13:55.8	Toshihiko Seko	JPN	Christchurch	22 Mar 81
30,000 Metres	1:29:18.8	Toshihiko Seko	JPN	Christchurch	22 Mar 81
3000 Metres Steeplechase	7:53.63	Saif Saaeed Shaheen	QAT	Bruxelles	3 Sep 04
110 Metres Hurdles	12.87	Dayron Robles	CUB	Ostrava	12 Jun 08 0.9
400 Metres Hurdles	46.78	Kevin Young	USA	Barcelona	6 Aug 92
High Jump	2.45	Javier Sotomayor	CUB	Salamanca	27 Jul 93
Pole Vault	6.14	Sergey Bubka	UKR	Sestriere	31 Jul 94
Long Jump	8.95	Mike Powell	USA	Tokyo	30 Aug 91 0.3
Triple Jump	18.29	Jonathan Edwards	GBR	Göteborg	7 Aug 95 1.3
Shot Put	23.12	Randy Barnes	USA	Los Angeles	20 May 90
Discus Throw	74.08	Jürgen Schult	GDR	Neubrandenburg	6 Jun 86
Hammer Throw	86.74	Yuriy Sedykh	URS	Stuttgart	30 Aug 86
Javelin Throw	98.48	Jan Zelezny	CZE	Jena	25 May 96
Decathlon	9026	Roman Sebrle	CZE	Götzis	26/27 May 01
	(10.64/0.0, 8.11/1.9, 15.33, 2.12, 47.79, 13.92/-0.2, 47.92, 4.80, 70.16, 4:21.98)				
20,000 Metres Walk	1:17:25.6	Bernardo Segura	MEX	Bergen	7 May 94
Two hours Walk	29,572m	Maurizio Damilano	ITA	Cuneo	3 Oct 92
30,000 Metres Walk	2:01:44.1	Maurizio Damilano	ITA	Cuneo	3 Oct 92
50,000 Metres Walk	3:40:57.9	Thierry Toutain	FRA	Héricourt	29 Sep 96
4 x 100 Metres Relay	37.10	Jamaica		Beijing	22 Aug 08
		(Nesta Carter, Michael Frater, Usain Bolt, Asafa Powell)			
4 x 200 Metres Relay	1:18.68	Santa Monica Track Club		Walnut	17 Apr 94
		(Michael Marsh 20.0, Leroy Burrell 19.6, Floyd Heard 19.7, Carl Lewis 19.4)			
4 x 400 Metres Relay	2:54.29	United States		Stuttgart	22 Aug 93
		(Andrew Valmon 44.5, Quincy Watts 43.6, Butch Reynolds 43.23, Michael Johnson 42.94)			
4 x 800 Metres Relay	7:02.43	Kenya		Bruxelles	25 Aug 06
		(Joseph Mutua 1:46.73, William Yiampoy 1:44.38, Ismael Kombich 1:45.92, Wilfred Bungei 1:45.40)			
4 x 1500 Metres Relay	14:38.8	FRG		Köln	17 Aug 77
		(Thomas Wessinghage 3:38.8, Harald Hudak 3:40.2, Michael Lederer 3:42.6, Karl Fleschen 3:37.3)			
ROAD: (+ = en route to longer distance)					
10 Kilometres	27:01*	Micah Kogo	KEN	Brunssum	29 Mar 09
15 Kilometres≠	41:29	Felix Limo	KEN	Nijmegen	11 Nov 01
	41:29+*	Deriba Merga	ETH	Ra's Al Khaymah	20 Feb 09
20 Kilometres≠	55:48+	Haile Gebrselassie	ETH	Phoenix to Tempe	15 Jan 06
Half Marathon	58:33	Samuel Wanjiru	KEN	Den Haag	17 Mar 07
25 Kilometres	1:12:45	Paul Kosgei	KEN	Berlin	9 May 04
30 Kilometres	1:28:00	Takayuki Matsumiya	JPN	Kumamoto	27 Feb 05
Marathon	2:03:59	Haile Gebrselassie	ETH	Berlin	28 Sep 08
100 Kilometres	6:13:33	Takahiro Sunada	JPN	Tokoro	21 Jun 98
Ekiden Relay (6-stage) (5Km/10Km/7.195Km)	1:57:06	Kenya	KEN	Chiba	23 Nov 05
		Josphat Ndambiri 13:24/5Km; Martin Mathathi 27:12/10Km;			
		Daniel Mwangi 5Km/13:59; Mekubo Mogusu 10Km/27:56;			
		Onesmus Nyerre 5Km/14:36; John Kariuki 7.195Km/19:59			
20 Kilometres Walk	1:17:16	Vladimir Kanaykin	RUS	Saransk	29 Sep 07
50 Kilometres Walk	3:34:14	Denis Nizhegorodov	RUS	Cheboksary	11 May 08

≠ Recent marks not officially timed:

15 Kilometres	41:29+	Samuel Wanjiru	KEN	Ra's Al Khaymah	9 Feb 07
20 Kilometres	55:31+	Samuel Wanjiru	KEN	Den Haag	17 Mar 07

WOMEN

						Wind
100 Metres	10.49	Florence Griffith Joyner	USA	Indianapolis	16 Jul 88	0.0
200 Metres	21.34	Florence Griffith Joyner	USA	Seoul	29 Sep 88	1.3
400 Metres	47.60	Marita Koch	GDR	Canberra	6 Oct 85	
800 Metres	1:53.28	Jarmila Kratochvílová	TCH	München	26 Jul 83	
1000 Metres	2:28.98	Svetlana Masterkova	RUS	Bruxelles	23 Aug 96	
1500 Metres	3:50.46	Qu Yunxia	CHN	Beijing	11 Sep 93	
One Mile	4:12.56	Svetlana Masterkova	RUS	Zürich	14 Aug 96	
2000 Metres	5:25.36	Sonia O'Sullivan	IRL	Edinburgh	8 Jul 94	
3000 Metres	8:06.11	Wang Junxia	CHN	Beijing	13 Sep 93	
5000 Metres	14:11.15	Tirunesh Dibaba	ETH	Oslo	6 Jun 08	
10,000 Metres	29:31.78	Wang Junxia	CHN	Beijing	8 Sep 93	
One Hour	18,517m	Dire Tune	ETH	Ostrava	12 Jun 08	
20,000 Metres	1:05:26.6	Tegla Loroupe	KEN	Borgholzhausen	3 Sep 00	
25,000 Metres	1:27:05.9	Tegla Loroupe	KEN	Mengerskirchen	21 Sep 02	
30,000 Metres	1:45:50.00	Tegla Loroupe	KEN	Warstein	6 Jun 03	
3000 Metres Steeplechase	8:58.81	Gulnara Samitova-Galkina	RUS	Beijing	17 Aug 08	
100 Metres Hurdles	12.21	Yordanka Donkova	BUL	Stara Zagora	20 Aug 88	0.7
400 Metres Hurdles	52.34	Yuliya Pechonkina	RUS	Tula	8 Aug 03	
High Jump	2.09	Stefka Kostadinova	BUL	Roma	30 Aug 87	
Pole Vault	5.05	Yelena Isinbayeva	RUS	Beijing	18 Aug 08	
Long Jump	7.52	Galina Chistyakova	URS	Leningrad	11 Jun 88	1.4
Triple Jump	15.50	Inessa Kravets	UKR	Göteborg	10 Aug 95	0.9
Shot Put	22.63	Natalya Lisovskaya	URS	Moskva	7 Jun 87	
Discus Throw	76.80	Gabriele Reinsch	GDR	Neubrandenburg	9 Jul 88	
Hammer Throw	77.80	Tatyana Lysenko	RUS	Tallinn	15 Aug 06	
Javelin Throw	72.28	Barbora Spotáková	CZE	Stuttgart	13 Sep 08	
Heptathlon	7291	Jackie Joyner-Kersey	USA	Seoul	23/24 Sep 88	
		(12.69/0.5, 1.86, 15.80, 22.56/1.6, 7.27/0.7, 45.66, 2:08.51)				
Decathlon	8358	Austra Skujyte	LTU	Columbia	15 Apr 05	
		(100m 12.45/1.6, DT 46.19, PV 3.10, JT 48.78, 400 57.19; 100H 14.22w/2.4, LJ 6.12/1.6, SP 16.42, HJ 1.78, 1500 5:15.86)				
10,000 Metres Walk	41:56.23	Nadyezhda Ryashkina	URS	Seattle	24 Jul 90	
20,000 Metres Walk	1:26:52.3	Olimpiada Ivanova	RUS	Brisbane	6 Sep 01	
4 x 100 Metres Relay	41.37	GDR		Canberra	6 Oct 85	
		(Silke Gladisch, Sabine Rieger, Ingrid Auerswald, Marlies Göhr)				
4 x 200 Metres Relay	1:27.46	USA "Blue" Team		Philadelphia	29 Apr 00	
		(LaTasha Jenkins, LaTasha Colander-Richardson, Nanceen Perry, Marion Jones)				
4 x 400 Metres Relay	3:15.17	USSR		Seoul	1 Oct 88	
		(Tatyana Ledovskaya 50.12, Olga Nazarova 47.82, Mariya Pinigina 49.43, Olga Bryzgina 47.80)				
4 x 800 Metres Relay	7:50.17	USSR		Moskva	5 Aug 84	
		(Nadyezhda Olizarenko, Lyubov Gurina, Lyudmila Borisova, Irina Podyalovskaya)				

ROAD: (+ = en route to longer distance)

10 Kilometres	30:21	Paula Radcliffe	GBR	San Juan	23 Feb 03
15 Kilometres	46:55	Kayoko Fukushi	JPN	Marugame	5 Feb 06
20 Kilometres	62:57+	Lornah Kiplagat	NED	Udine	14 Oct 07
Half Marathon	66:25	Lornah Kiplagat	NED	Udine	14 Oct 07
25 Kilometres	1:22:13+	Mizuki Noguchi	JPN	Berlin	25 Sep 05
30 Kilometres	1:38:49+	Mizuki Noguchi	JPN	Berlin	25 Sep 05
Marathon	2:15:25	Paula Radcliffe	GBR	London	13 Apr 03
100 Kilometres	6:33:11	Tomeo Abe	JPN	Yubetsu	25 Jun 00
Ekiden Relay (6-stage) (5Km/10Km/7.195Km)	2:11:41	PR of China		Beijing	28 Feb 98
		Jiang Bo 15:42/5Km; Dong Yanmei 31:36/10Km; Zhao Fengdi 15:16/5Km; Ma Zaijie 31:01/10Km; Lan Lixin 15:50/5Km; Li Na 22:16/7.195Km			
20 Kilometres Walk≠	1:25:41	Olimpiada Ivanova	RUS	Helsinki	7 Aug 05

≠ Recent mark not officially ratified:

1:24:56	Olga Kaniskina	RUS	Alder	28 Feb 09
---------	----------------	-----	-------	-----------

IAAF WORLD CHAMPIONSHIP RECORDS & BEST PERFORMANCES

It is the policy of the IAAF to recognise "an IAAF World Championship Record" as the best performance achieved at a championship which conforms to all criteria for World Records (IAAF Rule 148) except that there is no obligatory doping control test. Therefore, wind-assisted marks (see IAAF rules 148.9f and 148.12) should not be regarded as Championship Records.

MEN

IAAF WORLD CHAMPIONSHIP RECORDS:

						Wind
100m	9.80	Maurice Greene	USA	Sevilla	22 Aug 99	0.2
200m	19.76	Tyson Gay	USA	Osaka	30 Aug 07	-0.8
400m	43.18	Michael Johnson	USA	Sevilla	26 Aug 99	
800m	1:43.06	Billy Konchellah	KEN	Roma	1 Sep 87	
1500m	3:27.65	Hicham El Guerrouj	MAR	Sevilla	24 Aug 99	
5000m	12:52.79	Eliud Kipchoge	MAR	Saint-Denis	31 Aug 03	
10,000m	26:49.57	Kenenisa Bekele	ETH	Saint-Denis	24 Aug 03	
Marathon	2:08:31	Jaouad Gharib	MAR	Saint-Denis	30 Aug 03	
3000m SC	8:04.16	Moses Kiptanui	KEN	Göteborg	11 Aug 95	
110m Hurdles	12.91	Colin Jackson	GBR	Stuttgart	20 Aug 93	0.5
400m Hurdles	47.18	Kevin Young	USA	Stuttgart	19 Aug 93	
High Jump	2.40	Javier Sotomayor	CUB	Stuttgart	22 Aug 93	
Pole Vault	6.05	Dmitri Markov	AUS	Edmonton	9 Aug 01	
Long Jump	8.95	Mike Powell	USA	Tokyo	30 Aug 91	0.3
Triple Jump	18.29	Jonathan Edwards	GBR	Göteborg	7 Aug 95	1.3
Shot Put	22.23	Werner Günthör	SUI	Roma	29 Aug 87	
Discus Throw	70.17	Virgilius Alekna	LTU	Helsinki	7 Aug 05	
Hammer Throw	83.89	Ivan Tikhon	BLR	Helsinki	8 Aug 05	
Javelin Throw	92.80	Jan Zelezny	CZE	Edmonton	12 Aug 01	
Decathlon	8902	Tomás Dvorák	CZE	Edmonton	7 Aug 01	
	(10.60/0.8, 7.64/-0.7, 16.32, 2.00, 47.56, 13.61/0.8, 45.16, 5.00, 70.34, 4:35.40)					
20km Walk	1:17:21	Jefferson Pérez	ECU	Saint-Denis	23 Aug 03	
50km Walk	3:36:03	Robert Korzeniowski	POL	Saint-Denis	27 Aug 03	
4x100m Relay	37.40	United States	USA	Stuttgart	21 Aug 93	
	(Jon Drummond, Andre Cason, Dennis Mitchell, Leroy Burrell)					
4x400m Relay	2:54.29	United States	USA	Stuttgart	22 Aug 93	
	(Andrew Valmon, Quincy Watts, Butch Reynolds, Michael Johnson)					

IAAF WORLD CHAMPIONSHIP BEST PERFORMANCES:

						Wind
100 Metres	9.80w	Carl Lewis	USA	Tokyo	24 Aug 91	4.3
4x400m Relay Split	42.94	Michael Johnson	USA	Stuttgart	22 Aug 93	

Decathlon Events:

						Wind
100 Metres	10.34	Chris Huffins	USA	Göteborg	6 Aug 95	0.8
Long Jump	8.07	Tomás Dvorák	CZE	Edmonton	6 Aug 01	0.9
Shot Put	17.54	Michael Smith	CAN	Athína	5 Aug 97	
High Jump	2.25	Christian Schenk	GDR	Roma	3 Sep 87	
400 Metres	46.21	Dean Macey	GBR	Edmonton	6 Aug 01	
(First day score)	4638	Dean Macey	GBR	Edmonton	6 Aug 01	
110m Hurdles	13.55	Frank Busemann	GER	Athína	6 Aug 97	0.8
Discus Throw	53.68	Bryan Clay	USA	Helsinki	5 Aug 05	
Pole Vault	5.50	Sébastien Levicq	FRA	Sevilla	25 Aug 99	
Javelin Throw	72.00	Bryan Clay	USA	Helsinki	5 Aug 05	
1500 Metres	4:11.82	Beat Gähwiler	SUI	Tokyo	30 Aug 91	



WOMEN

IAAF WORLD CHAMPIONSHIP RECORDS:

						Wind
100m	10.70	Marion Jones	USA	Sevilla	22 Aug 99	-0.1
200m	21.74	Silke Gladisch	GDR	Roma	3 Sep 87	1.2
400m	47.99	Jarmila Kratochvílová	TCH	Helsinki	10 Aug 83	
800m	1:54.68	Jarmila Kratochvílová	TCH	Helsinki	9 Aug 83	
1500m	3:58.52	Tatyana Tomashova	RUS	Saint-Denis	31 Aug 03	
3000m	8:28.71	Qu Yunxia	CHN	Stuttgart	16 Aug 93	
5000m	14:38.59	Tirunesh Dibaba	ETH	Helsinki	13 Aug 05	
10,000m	30:04.18	Berhane Adere	ETH	Saint-Denis	23 Aug 03	
Marathon	2:20:57	Paula Radcliffe	GBR	Helsinki	14 Aug 05	
3000m Steeplechase	9:09.57	Yekaterina Volkova	RUS	Osaka	27 Aug 07	
100m Hurdles	12.34	Ginka Zagorcheva	BUL	Roma	4 Sep 87	-0.5
400m Hurdles	52.61	Kim Batten	USA	Göteborg	11 Aug 95	
High Jump	2.09	Stefka Kostadinova	BUL	Roma	30 Aug 87	
Pole Vault	5.01	Yelena Isinbayeva	RUS	Helsinki	12 Aug 05	
Long Jump	7.36	Jackie Joyner-Kersey	USA	Roma	4 Sep 87	0.4
Triple Jump	15.50	Inessa Kravets	UKR	Göteborg	10 Aug 95	0.9
Shot Put	21.24	Natalya Lisovskaya	URS	Roma	5 Sep 87	
Discus Throw	71.62	Martina Hellmann	GDR	Roma	31 Aug 87	
Hammer Throw	75.20	Mihaela Melinte	ROM	Sevilla	24 Aug 99	
Javelin Throw	76.64old	Fatima Whitbread	GBR	Roma	6 Sep 87	
	71.70	Osleidys Menéndez	CUB	Helsinki	14 Aug 05	
Heptathlon	7128	Jackie Joyner-Kersey	USA	Roma	1 Sep 87	
	(12.91/0.2, 1.90, 16.00, 22.95/1.2, 7.14/0.9, 45.68, 2:16.29)					
10,000 Metres Walk	42:55.49	Anna-Rita Sidoti	ITA	Athína	7 Aug 97	
10Km Walk	42:13	Irina Stankina	RUS	Göteborg	11 Aug 95	
20Km Walk	1:25:41	Olimpiada Ivanova	RUS	Helsinki	7 Aug 05	
4x100m Relay	41.47	United States	USA	Athína	9 Aug 97	
		(Chryste Gaines, Marion Jones, Inger Miller, Gail Devers)				
4x400m Relay	3:16.71	United States	USA	Stuttgart	21 Aug 93	
		(Gwen Torrence, Maicel Malone, Natasha Kaiser-Brown, Jearl Miles)				

IAAF WORLD CHAMPIONSHIP BEST PERFORMANCES:

						Wind
4x400m Relay Split	47.75	Jarmila Kratochvílová	TCH	Helsinki	14 Aug 83	
Heptathlon Events:						
100m Hurdles	12.78	Eunice Barber	FRA	Edmonton	4 Aug 01	0.5
High Jump	1.95	Carolina Klüft	SWE	Osaka	25 Aug 07	
Shot Put	17.03	Austra Skujyté	LTU	Osaka	25 Aug 07	
200m	22.92W	Shelia Burrell	USA	Edmonton	4 Aug 01	Unknown
	22.95	Jackie Joyner-Kersey	USA	Roma	31 Aug 87	1.2
(First day score)	4256	Jackie Joyner-Kersey	USA	Roma	31 Aug 87	
Long Jump	7.14	Jackie Joyner-Kersey	USA	Roma	1 Sep 87	0.9
Javelin Throw	56.36	Margaret Simpson	GHA	Helsinki	7 Aug 05	
800m	2:05.17	Nadine Debois	FRA	Roma	1 Sep 87	



IAAF WORLD CHAMPIONSHIP FACTS & FIGURES

Up to 2001 – in keeping with IAAF policy at the time – the totals include athletes who were declared for events but did not start, and also those who competed in exhibition events

THE WORLD CHAMPIONSHIPS IN WALKING

50 km 1976

18 september 1976 i Malmö

IAAF World Championship Men's 50 Kilometre Walk

Malmö, Sweden

September 18, 1976

Attended by **42** athletes from **20** countries

Number of countries providing:

Champions: **1**; Medallists: **3**; Top 8: **5**



wereldkampioenschappen atletiek dames '80 sittard

IAAF World Championship Women's 3000m & 400m Hurdles

Stadium "De Baandert"

Sittard, Netherlands

August 14-16, 1980

Attended by **42** athletes from **21** countries

Number of countries providing:

Champions: **2**; Medallists: **4**; Finalists/top 8: **12**



1st IAAF World Championships in Athletics

Olympic Stadium

Helsinki, Finland

August 7-14, 1983

Attended by **1355** athletes from **153** countries

Number of countries providing:

Champions: **14**; Medallists: **25**; Finalists/top 8: **44**



2nd IAAF World Championships in Athletics

Olympic Stadium

Rome, Italy

August 28-September 6, 1987

Attended by **1451** athletes from **159** countries

Number of countries providing:

Champions: **14**; Medallists: **27**; Finalists/top 8: **47**



3rd IAAF World Championships in Athletics

Olympic Stadium

Tokyo, Japan

August 23-September 1, 1991

Attended by **1517** athletes from **167** countries

Number of countries providing:

Champions: **16**; Medallists: **29**; Finalists/top 8: **52**



4th IAAF World Championships in Athletics

Gottlieb-Daimler Stadium

Stuttgart, Germany

August 13-22, 1993

Attended by **1689** athletes from **187** countries

Number of countries providing:

Champions: **20**; Medallists: **36**; Finalists/top 8: **66**

**5th IAAF World Championships in Athletics**

Ullevi Stadium

Gothenburg, Sweden

August 4-13, 1995

Attended by **1804** athletes from **191** countries

Number of countries providing:

Champions: **24**; Medallists: **43**; Finalists/top 8: **69****6th IAAF World Championships in Athletics**

"Spyridon Louis" Olympic Stadium, Athens. For Opening ceremony and marathon, Panathinaikon Stadium Athens, Greece

August 1-10, 1997

Attended by **1882** athletes from **198** countries

Number of countries providing:

Champions: **26**; Medallists: **41**; Finalists/top 8: **68****7th IAAF World Championships in Athletics**

Olympic Stadium, La Cartuja

Seville, Spain

August 20-29, 1999

Attended by **1821** athletes from **201** countries

Number of countries providing:

Champions: **22**; Medallists: **42**; Finalists/top 8: **61****8th IAAF World Championships in Athletics**


Commonwealth Stadium

Edmonton, Canada

August 3-12, 2001

Attended by **1677** athletes from **189** countries

Number of countries providing:

Champions: **23**; Medallists: **42**; Finalists/top 8: **68****9th IAAF World Championships in Athletics**

Stade de France

Paris Saint-Denis, France

August 23-31, 2003

Attended by **1679** athletes from **198** countries

Number of countries providing:

Champions: **23**; Medallists: **43**; Finalists/top 8: **68****10th IAAF World Championships in Athletics**


Olympic Stadium

Helsinki, Finland

August 6-14, 2005

Attended by **1688** athletes from **191** countries

Number of countries providing:

Champions: **21**; Medallists: **40**; Finalists/top 8: **67****11th IAAF World Championships in Athletics**

Nagai Stadium

Osaka, Japan

August 25-September 2, 2007

Attended by **1800** athletes from **197** countries

Number of countries providing:

Champions: **22**; Medallists: **46**; Finalists/top 8: **73**

PERFORMANCE TRENDS

These tables show the trends in the standard of performance at successive World Championships. For each event, the winning mark is given along with that for eighth best and the best non-qualifying performances. The best mark in each category is shown in bold.

MEN	Category	1983	1987	1991	1993	1995	1997	1999	2001	2003	2005	2007
100m	Gold	10.07	9.93	9.86	9.87	9.97	9.86	9.80	9.82	10.07	9.88	9.85
	8th	10.36	-	10.14	10.18	10.29	10.29	10.24	-	-	10.20	10.29
	Best dq/sf	10.40	10.24	10.17	10.20	10.20	10.18	10.13	10.26	10.19	10.08	10.19
	Best dq/qf	10.44	10.38	10.19	10.32	10.29	10.22	10.16	10.15w	10.14	10.34	10.29
	Best dq/ht	10.58	10.50	10.44	10.56	10.47	10.41	10.45	10.51	10.28	10.49	10.46
200m	Gold	20.14	20.16	20.01	19.85	19.79	20.04w	19.90	20.04	20.30	20.04	19.76
	8th	20.80	20.78	20.78	20.56	20.77	20.44w	-	20.38	20.62	26.27	20.75
	Best dq/sf	20.69w	20.47	20.52	20.52	20.39	20.43	20.25	20.38	20.43	20.72	20.36
	Best dq/qf	20.99	20.90	20.69	20.81	20.60	20.73	20.59	20.43	20.56	21.16	20.65
	Best dq/ht	21.66	21.36	21.07	20.99	20.83	20.75	20.79	20.87	20.87	20.94	20.85
400m	Gold	45.05	44.33	44.57	43.65	43.39	44.12	43.18	44.64	44.50	43.93	43.45
	8th	45.91	46.77	45.47	45.68	45.50	-	-	-	-	45.46	45.40
	Best dq/sf	45.73	44.97	45.34	44.85	45.41	45.07	44.51	45.14	44.99	46.07	44.95
	Best dq/qf	46.22	45.76	45.68	45.57	45.64	45.44	45.23	-	-	-	-
	Best dq/ht	47.50	46.56	46.86	47.91	46.41	46.48	46.42	45.82	45.68	45.91	45.44
800m	Gold	1:43.65	1:43.06	1:43.99	1:44.71	1:45.08	1:43.38	1:43.30	1:43.70	1:44.81	1:44.24	1:47.09
	8th	1:46.56	1:49.21	1:47.65	1:46.17	1:53.12	1:49.02	1:46.79	1:46.68	1:46.28	1:46.20	1:47.58
	Best dq/sf	1:45.70	1:45.36	1:45.98	1:45.66	1:48.05	1:46.02	1:45.78	1:45.21	1:46.40	1:44.90	1:45.31
	Best dq/qf	-	1:46.25	-	-	-	1:46.45	-	-	-	-	-
	Best dq/ht	1:47.54	1:49.52	1:46.82	1:47.99	1:46.45	1:47.76	1:46.86	1:47.17	1:46.75	1:47.74	1:46.24
1500m	Gold	3:41.59	3:36.80	3:32.84	3:34.24	3:33.73	3:35.83	3:27.65	3:30.68	3:31.77	3:37.88	3:34.77
	8th	3:43.75	3:41.19	3:36.56	3:37.76	3:37.02	3:37.66	3:34.02	3:36.54	3:34.37	3:41.01	3:35.69
	Best dq/sf	3:38.36	3:38.24	3:41.61	3:42.11	3:38.61	3:39.45	3:37.77	3:36.77	3:40.13	3:37.20	3:41.17
	Best dq/ht	3:41.51	3:41.44	3:42.76	3:41.05	3:40.65	3:38.02	3:39.70	3:39.57	3:51.34	3:41.70	3:42.08
	5000m	Gold	13:28.53	13:26.44	13:14.45	13:02.75	13:16.77	13:07.38	12:58.13	13:00.77	12:52.79	13:32.55
8th		13:36.08	13:30.94	13:35.59	13:23.41	13:34.52	13:24.54	13:20.81	13:20.24	13:05.57	13:34.98	13:51.01
Best dq/sf		13:38.56	-	-	-	-	-	-	-	-	-	-
Best dq/qf		-	-	-	-	-	-	-	-	-	-	-
Best dq/ht		14:52.26	13:30.16	13:54.41	13:40.21	13:29.43	13:34.52	13:37.87	13:37.27	13:42.88	13:22.87	13:47.30
10,000m	Gold	28:01.04	27:36.63	27:38.74	27:46.02	27:12.95	27:24.58	27:57.27	27:53.25	26:49.57	27:08.33	27:05.90
	8th	28:09.05	28:11.38	28:12.77	28:36.88	27:52.55	28:07.06	28:15.58	27:58.06	27:45.46	27:08.96	28:25.67
	Best dq/ht	28:12.79	-	28:47.13	28:40.69	28:14.76	28:20.50	-	-	-	-	-
Marathon	Gold	2:10:03	2:11:48	2:14:57	2:13:57	2:11:41	2:13:16	2:13:36	2:12:42	2:08:31	2:10:10	2:15:59
	8th	2:11:15	2:14:41	2:17:03	2:18:52	2:16:13	2:17:44	2:16:17	2:17:05	2:10:35	2:12:51	2:19:21
3000mSC	Gold	8:15.06	8:08.57	8:12.59	8:06.36	8:04.16	8:05.84	8:11.76	8:15.16	8:04.39	8:13.31	8:13.82
	8th	8:20.45	8:20.45	8:26.79	8:23.42	8:18.57	8:16.01	8:18.17	8:20.87	8:17.16	8:19.96	8:22.95
	Best dq/sf	8:23.39	-	-	-	8:24.13	8:26.22	-	-	-	-	-
110mH	Gold	13.42	13.21	13.06	12.91	13.00	12.93	13.04	13.04	13.12	13.07	12.95
	8th	13.82	-	13.46	14.13	13.43	-	13.54	13.84	-	13.48	13.39
	Best dq/sf	13.76	13.62	13.65	13.38	13.45	13.49	13.35	13.42	13.53	13.44	13.36
	Best dq/qf	-	-	-	-	13.52	13.50	13.53	-	-	-	-
	Best dq/ht	13.97	13.81	13.47	13.83	13.85	13.89	13.79	13.82	13.74	14.12	13.67
400mH	Gold	47.50	47.46	47.64	47.18	47.98	47.70	47.72	47.49	47.25	47.30	47.61
	8th	49.78	49.46	50.28	49.23	49.86	49.51	49.06	-	72.10	-	-
	Best dq/sf	49.51	48.56	49.53	49.21	48.94	48.45	48.95	48.99	48.64	48.64	48.44
	Best dq/ht	50.68	50.04	49.77	49.96	49.33	49.56	49.48	50.26	49.66	50.35	49.67
HJ	Gold	2.32	2.38	2.38	2.40	2.37	2.37	2.37	2.36	2.35	2.32	2.35
	8th	2.26	2.29	2.28	2.31	2.25	2.29	2.29	2.25	2.29	2.29	2.26
	Best dq	2.18	2.24	2.24	2.25	2.27	2.23	2.26	2.25	2.27	2.24	2.26
PV	Gold	5.70	5.85	5.95	6.00	5.92	6.01	6.02	6.05	5.90	5.80	5.86
	8th	5.40	5.60	5.60	5.70	5.60	5.70	5.70	5.75	5.70	5.50	5.81
	Best dq	5.40	5.30	5.45	5.65	5.55	5.60	5.55	5.70	5.60	5.45	5.65
LJ	Gold	8.55	8.67	8.95	8.59	8.70	8.42	8.56	8.40	8.32	8.60	8.57
	8th	7.89	8.10	7.99w	7.93	7.93	7.88	7.99	7.92	7.93	8.06w	7.78
	Best dq	7.87	7.93	8.00	7.90	7.88	7.93	7.90	7.79	7.94	7.91	7.93
TJ	Gold	17.42	17.92	17.78	17.86	18.29	17.85	17.59	17.92	17.72	17.57	17.74
	8th	16.76	17.23w	16.92	17.12	16.93	17.11	17.00	16.72	16.86	17.09	16.85
	Best dq	16.29	16.51	16.79	16.86	16.60w	16.83	16.68	16.62	16.63	16.63	16.65
SP	Gold	21.39	22.23	21.67	21.97	21.47	21.44	21.79	21.87	21.69	21.73	22.04
	8th	19.85	20.15	19.34	19.53	19.38	19.91	19.93	20.63	19.84	20.57	20.34
	Best dq	19.48	19.62	18.90	19.37	18.99	19.61	19.73	19.74	19.95	19.83	19.91
DT	Gold	67.72	68.74	66.20	67.72	68.76	68.54	69.08	69.72	69.69	70.17	68.94
	8th	63.22	63.64	61.44	61.06	63.18	63.06	63.59	65.27	64.39	63.77	64.33
	Best dq	59.54	61.64	61.90	60.88	60.68	61.48	62.71	61.73	61.98	62.41	62.67
HT	Gold	82.68	83.06	81.70	81.64	81.56	81.78	80.24	83.38	83.05	83.89	83.63
	8th	76.64	77.06	73.64	76.22	76.18	77.14	76.96	79.34	77.79	77.59	79.66
	Best dq	72.06	75.10	72.90	73.90	74.44	75.16	75.29	76.66	76.52	74.99	74.11
JT	Gold	89.48old	83.54	90.82	85.98	89.58	88.40	89.52	92.80	85.44	87.17	90.33
	8th	80.42old	78.40	78.58	78.00	80.76	82.80	83.84	82.82	80.34	77.56	82.10
	Best dq	81.72old	77.46	78.94	77.98	78.94	79.38	80.89	81.66	77.06	76.71	79.62
Decathlon	Gold	8666	8680	8812	8817	8695	8837	8744	8902	8750	8732	8676
	8th	8149	8174	8200	8237	8193	8307	8130	8280	8020	8068	8257

MEN	Category	1983	1987	1991	1993	1995	1997	1999	2001	2003	2005	2007
20Km Walk	Gold	1:20:49	1:20:45	1:19:37	1:22:31	1:19:59	1:21:43	1:23:34	1:20:31	1:17:21	1:18:35	1:22:20
	8th	1:22:04	1:23:42	1:21:15	1:24:23	1:22:30	1:23:33	1:25:33	1:22:20	1:20:14	1:20:45	1:24:10
50Km Walk	Gold	3:43:08	3:40:53	3:53:09	3:41:41	3:43:32	3:44:46	3:47:54	3:42:08	3:36:03	3:38:08	3:43:53
	8th	3:56:02	3:52:08	4:06:30	3:50:53	3:49:47	3:51:33	3:55:23	3:51:09	3:46:14	3:51:55	3:57:22
4x100mR	Gold	37.86	37.90	37.50	37.48	38.31	37.86	37.59	37.96	38.06	38.08	37.78
	8th	38.98	39.93	39.51	39.22	-	-	38.83	-	-	38.77	-
	Best dnq/sf	39.39	39.08	-	38.61	38.75	38.31	-	38.71	38.66	-	-
	Best dnq/ht	40.17	40.22	39.08	39.79	39.45	39.37	38.81	39.22	39.05	38.67	38.73
4x400mR	Gold	3:00.79	2:57.29	2:57.53	2:54.29	2:57.32	2:56.65	2:58.91	2:58.19	2:58.96	2:56.91	2:55.56
	8th	-	-	3:05.33	3:05.35	-	-	-	-	-	-	3:07.40
	Best dnq/sf	3:04.46	3:02.90	-	-	-	-	-	-	-	-	-
	Best dnq/ht	3:09.06	3:05.34	3:01.26	3:01.85	3:01.46	3:02.95	3:02.21	3:01.65	3:02.89	3:03.17	3:02.59
WOMEN		1983	1987	1991	1993	1995	1997	1999	2001	2003	2005	2007
100m	Gold	10.97	10.90	10.99	10.82	10.85	10.83	10.70	10.82	10.93	10.93	11.01
	8th	-	-	11.52	11.23	11.44	11.32	11.16	11.17	-	11.13	11.26
	Best dnq/sf	11.30	11.07w	11.19	11.21	11.09	11.34	11.12	11.20	11.15	11.18	11.16
	Best dnq/ht	11.48	11.49	11.45	11.32	11.33	11.31	11.14	11.34	11.29	11.41	11.33
200m	Gold	22.13	21.74	22.09	21.98	22.12	22.32	21.77	22.39	22.38	22.16	21.81
	8th	23.03	22.55	23.10	23.04	22.12	22.81	22.64	23.15	-	23.00	23.08
	Best dnq/sf	22.86w	22.89	23.22	22.58	22.61	22.70	22.52	22.80	22.86	23.26	22.88
	Best dnq/ht	23.30	-	23.63	23.16	-	22.97	22.61	-	22.98	-	22.86
400m	Gold	47.99	49.38	49.13	49.82	49.28	49.77	49.67	49.86	48.89	49.55	49.61
	8th	50.66	51.20	51.73	-	51.13	51.37	50.72	-	51.30	52.22	50.96
	Best dnq/sf	51.09	51.23	50.85	51.14	51.00	50.90	50.40	50.87	51.19	50.96	50.37
	Best dnq/ht	52.03	-	53.06	-	-	51.42	51.40	-	-	-	-
800m	Gold	1:54.68	1:55.26	1:57.50	1:55.43	1:56.11	1:57.14	1:56.68	1:57.17	1:59.89	1:58.82	1:56.04
	8th	2:02.13	2:02.09	2:02.92	-	2:05.55	2:05.50	1:58.69	2:04.33	-	2:01.52	-
	Best dnq/sf	1:59.96	1:59.34	1:59.93	1:58.64	1:59.45	1:59.45	2:00.33	2:01.04	2:00.56	1:59.45	1:58.62
	Best dnq/ht	2:15.37	2:02.90	2:02.02	2:01.67	2:01.38	2:02.22	2:00.83	2:01.05	2:03.42	2:02.16	2:00.74
1500m	Gold	4:00.90	3:58.56	4:02.21	4:00.50	4:02.42	4:04.24	3:59.53	4:00.57	3:58.52	4:00.35	3:58.75
	8th	4:05.73	4:03.63	4:05.52	4:08.23	4:07.27	4:07.81	4:04.72	4:08.17	4:02.46	4:04.77	4:07.61
	Best dnq/sf	-	-	-	-	4:10.28	4:07.19	-	4:09.66	4:06.64	-	4:08.02
	Best dnq/ht	4:10.89	4:07.38	4:07.39	4:09.75	4:19.12	4:11.21	4:05.72	4:15.30	4:16.38	4:09.90	4:11.51
3000m	Gold	8:34.62	8:38.73	8:35.82	8:28.71	-	-	-	-	-	-	-
	8th	8:47.98	8:45.85	8:44.02	8:40.78	-	-	-	-	-	-	-
	Best dnq/ht	8:55.54	8:50.68	8:56.02	8:57.46	-	-	-	-	-	-	-
5000m	Gold	-	-	-	-	14:46.47	14:57.68	14:41.82	15:03.39	14:51.72	14:38.59	14:57.91
	8th	-	-	-	-	15:08.05	15:21.19	15:03.47	15:19.55	14:54.98	14:45.14	15:03.86
	Best dnq/ht	-	-	-	-	15:20.89	15:37.19	15:28.41	15:20.78	15:04.00	15:20.59	15:25.59
10,000m	Gold	-	31:05.85	31:14.31	30:49.30	31:04.99	31:32.92	30:24.56	31:48.81	30:04.18	30:24.02	31:55.41
	8th	-	31:48.88	32:16.55	31:37.26	31:54.01	32:03.81	31:43.80	32:09.21	30:37.68	30:33.53	32:30.74
	Best dnq/ht	-	33:54.99	32:28.09	33:20.16	32:22.92	33:14.85	-	-	-	-	-
Marathon	Gold	2:28:09	2:25:17	2:29:53	2:30:03	2:25:39sh	2:29:48	2:26:59	2:26:01	2:23:55	2:20:57	2:30:37
	8th	2:34:14	2:35:16	2:33:00	2:36:33	2:32:17sh	2:36:16	2:29:11	2:28:54	2:26:49	2:25:46	2:32:22
3000mSC	Gold	-	-	-	-	-	-	-	-	-	9:18.24	9:06.57
	8th	-	-	-	-	-	-	-	-	-	9:39.66	9:36.84
100mH	Gold	12.35w	12.34	12.59	12.46	12.68	12.50	12.37	12.42	12.53	12.66	12.46
	8th	12.99w	13.06	13.07	12.95	13.02	-	12.97	13.02	12.87	-	12.66
	Best dnq/sf	13.08	13.04	13.02	12.96	12.87	12.91	12.83	12.78	12.87	12.85	12.80
	Best dnq/ht	13.21	-	-	-	-	-	12.96	-	-	-	-
400mH	Gold	54.14	53.62	53.11	52.74	52.61	52.97	52.89	53.34	53.22	52.90	53.31
	8th	56.26	56.10	55.27	55.78	56.75	55.63	56.24	57.42	55.90	55.58	54.94
	Best dnq/sf	56.63	54.86	54.88	54.60	56.88	54.93	54.86	55.28	55.24	55.41	54.38
	Best dnq/ht	57.43	57.13	56.38	57.02	57.83	55.99	55.33	56.36	56.07	57.58	56.44
HJ	Gold	2.01	2.09	2.05	1.99	2.01	1.96	1.99	2.00	2.06	2.02	2.05
	8th	1.88	1.93	1.90	1.91	1.93	1.93	1.93	1.90	1.95	1.89	1.94
	Best dnq	1.84	1.88	1.86	1.90	1.93	1.92	1.89	1.88	1.91	1.91	1.91
PV	Gold	-	-	-	-	-	-	4.60	4.75	4.75	5.01	4.80
	8th	-	-	-	-	-	-	4.35	4.45	4.45	4.35	4.60
	Best dnq	-	-	-	-	-	-	-	4.25	4.25	4.40	4.50
LJ	Gold	7.27w	7.36	7.32	7.11	6.98w	7.05	7.06	7.02	6.99	6.89	7.03
	8th	6.65	6.63	6.69	6.57	6.66	6.64	6.68	6.70	6.47	6.42w	6.60
	Best dnq	6.37	6.55	6.62w	6.44	6.53	6.57	6.62	6.46	6.51	6.53w	6.58
TJ	Gold	-	-	-	15.09	15.50	15.20	14.88	15.25	15.18	15.11	15.28
	8th	-	-	-	13.80	14.18w	14.03	14.38	13.92	14.34	14.31	14.50
	Best dnq	-	-	-	13.38	13.94	14.09	14.12	13.96	14.10	14.09	14.16

WOMEN	Category	1983	1987	1991	1993	1995	1997	1999	2001	2003	2005	2007
SP	Gold	21.05	21.24	20.83	20.57	21.22	20.71	19.85	20.61	20.63	20.51	20.54
	8th	19.47	20.29	18.83	19.27	18.81	17.83	18.12	18.73	18.28	18.34	18.39
	Best dnq	16.99	18.43	17.99	18.12	17.87	17.87	17.89	17.71	17.95	17.85	18.19
DT	Gold	68.94	71.62	71.02	67.40	68.64	66.82	68.14	67.10	67.32	66.56	66.61
	8th	62.50	62.30	63.62	62.06	61.16	61.40	63.43	60.49	61.61	59.37	61.17
	Best dnq	57.64	58.50	59.16	61.18	59.56	59.62	62.20	62.27	59.77	58.93	60.44
HT	Gold	-	-	-	-	-	-	75.20	70.65	73.30	75.10	74.76
	8th	-	-	-	-	-	-	64.03	65.43	68.39	66.55	70.36
	Best dnq	-	-	-	-	-	-	-	64.34	65.29	66.36	68.15
JT	Gold	70.82old	76.64old	68.78old	69.18old	67.56old	68.78old	67.09	69.53	66.52	71.70	67.07
	8th	62.04old	64.90old	62.26old	61.24old	59.82old	63.76old	62.67	61.01	59.60	57.99	61.03
	Best dnq	60.64old	60.60old	60.34old	59.26old	59.30old	60.72old	59.50	58.26	58.50	58.74	59.52
Heptathlon	Gold	6714	7128	6672	6837	6651	6739	6861	6694	7001	6887	7032
	8th	6155	6211	6370	6341	6258	6277	6262	6061	6134	6174	6327
10km Walk	Gold	-	44:12	42:57	42:59	42:13	42:55.49	-	-	-	-	-
	8th	-	45:27	44:11	43:56	42:46	45:00.56	-	-	-	-	-
	Best dnq/ht	-	-	-	-	-	44:51.81	-	-	-	-	-
20Km Walk	Gold	-	-	-	-	-	-	1:30:50	1:27:48	1:26:52	1:25:41	1:30:09
	8th	-	-	-	-	-	-	1:32:19	1:31:40	1:29:44	1:30:07	1:33:23
4x100mR	Gold	41.76	41.58	41.94	41.49	42.12	41.47	41.92	41.71	41.78	43.49	43.57
	8th	43.78	-	43.79	43.86	-	43.32	43.52	43.58	-	43.40	43.39
	Best dnq/ht	44.20	43.95	43.43	44.36	43.90	43.15	43.80	43.89	43.64	43.40	43.39
4x400mR	Gold	3:19.73	3:18.63	3:18.43	3:16.71	3:22.39	3:20.92	3:21.98	3:20.65	3:22.63	3:20.32	3:18.55
	8th	3:35.61	3:30.24	3:29.07	3:28.52	-	3:30.63	3:29.56	3:27.93	-	-	3:29.14
	Best dnq/ht	3:34.17	3:29.78	3:30.32	3:30.37	3:26.27	3:35.56	3:27.99	3:28.68	3:29.65	3:39.03	3:29.97

WORLD CHAMPIONSHIPS SUPERLATIVES

A total of **9355** athletes from **218** different countries have competed in the IAAF World Championships, **3140** reaching finals, **1029** winning medals, of which **392** have won golds.

The biggest IAAF World Championships in terms of athletes is Athens 1997 with 1882 participants from 198 countries, 26 of which won golds. The most participating countries is 201 in Seville 1999, including 1821 athletes.

The first IAAF World Champion was Veniamin Soldatenko (URS), who won the 50 Kilometres Walk in Malmö 1976. The first in the main championships was marathoner Grete Waitz (NOR) in Helsinki 1983.

The most medals won by an individual at the World Championships is 14 (three gold, four silver & seven bronze) by Merlene Ottey (JAM) at 100m, 200m & 4x100m Relay between 1983 and 1997. The most by a man is 10 (eight gold, one silver & one bronze) won by Carl Lewis (USA) at 100m, 200m, Long Jump & 4x100m Relay in 1983-1993. Among countries, athletes/the United States have won a record total of 208 medals, comprising 100 golds, 57 silvers and 51 bronzes.

The most golds won by an individual is eight by Lewis. The most by a woman is five by Gail Devers (USA) at 100m, 100m Hurdles & 4x100m Relay in 1991-1999. The most individual golds won is six by pole vaulter Sergey Bubka (URS/UKR) in 1983-1999 and also Michael Johnson (USA) with two at 200m and four at 400m in 1991-1999.

The most medals won at a single championship is four by three women, all in the 100m, 200m and both relays. These are Marita Koch (GDR) in 1983, Kathrin Krabbe (GER) 1991 and Gwen Torrence (USA) 1993. Koch's total included a record three golds; two men have also won three golds in the same year, Carl Lewis (USA) at 100m, Long Jump & 4x100m Relay in 1983/87 and Maurice Greene (USA) at 100m, 200m & 4x100m Relay in 1999. The most medals won by a country at a single championship is 31 by the GDR in 1987.

The greatest success in a single event was achieved by Sergey Bubka (URS/UKR), with six golds/six appearances in 1983-1997. The best by a woman is six medals (two gold, a silver and three bronzes) at 200m by Merlene Ottey (JAM) in 1983-1997.

The closest finish to a World Championship event came in the women's 100m in Stuttgart 1983, when Gail Devers (USA) beat Merlene Ottey (JAM) by one thousandth of a second (10.811 to 10.812). The margin of victory in the 2007 women's 100m was 0.002 involving another American-Jamaican rivalry: Veronica Campbell (JAM) 11.006 versus Lauryn Williams (USA) 11.008.

The oldest World Champion is Ellina Zvereva (BLR), winner of the 2001 discus throw at 40 years 269 days. The oldest male champion is Veniamin Soldatenko (URS), winner of the 1976 50km walk at 37 years 258 days.

The youngest gold medalist is Merlene Frazer (JAM) who at 17 years 248 days was part of the winning Jamaican 4x100m Relay squad at the 1991 World Championships. The youngest individual champion is Tirunesh Dibaba (ETH), 5000m winner in 2003 at 17 years 333 days. The youngest male champion is Ismael Kirui (KEN), 5000m winner in 1993 at 18 years 177 days.

The most championships contested is nine by Tim Berrett (CAN). A fuller list of most appearances is given on page 25.

Medal sweeps have been achieved by six countries: USA – Men's 100m in 1983, & 1991, 200m 2005, 400m 2007 and Long Jump in 1983 & 1991; GDR – Women's 400m Hurdles in 1980 & Heptathlon in 1983; PR of China – Women's 3000m in 1993; Kenya – Men's 3000m Steeplechase in 1997 & 2007; Russia – Men's 20 Kilometres Walk in 2001 and Women's Long Jump in 2007; Ethiopia – Men's 10,000m in 2003 and Women's 5000m in 2005 & 10,000m in 2001 & 2005. The USA in the 2005 men's 200m and Ethiopia in the 2005 women's 5000m filled the first four places because their teams in those instances included the defending champions.

Counting the women's walk as a single event and excluding the women's steeplechase, six events have double winners, but have yet to be defended successfully: the **men's high jump** and **triple jump** and **women's marathon, 400m hurdles, walk, and javelin throw**.

MULTIPLE MEDALLISTS

Here are lists of every male and female athlete to have won two or more medals at IAAF World Championships. Included are medals awarded to relay runners who were replaced in finals. These are denoted by a “^” symbol next to the total number of medals.

MEN

NAME	Gold	Silver	Bronze	Total	NAME	Gold	Silver	Bronze	Total
Carl Lewis USA	8	1	1	10	Antonio Pettigrew USA	2	1	0	3 [^]
Michael Johnson USA	8	0	0	8	Robert Esmie CAN	2	0	1	3
Haile Gebrselassie ETH	4	2	1	7	Glenroy Gilbert CAN	2	0	1	3
Sergey Bubka URS/UKR	6	0	0	6	Billy Konchellah KEN	2	0	1	3
Lars Riedel GER	5	0	1	6	John Capel USA	2	0	1	3
Hicham El Guerrouj MAR	4	2	0	6	Dwight Phillips USA	2	0	1	3
Butch Reynolds USA	3	2	1	6	Mike Powell USA	2	0	1	3
Greg Haughton JAM	0	4	2	6	Roman Sebrle CZE	1	2	0	3
Maurice Greene USA	5	0	0	5	Jesús Angel García ESP	1	2	0	3
Calvin Smith USA	4	1	0	5 [^]	Samuel Matete ZAM	1	2	0	3
Allen Johnson USA	4	0	1	5	Liu Xiang CHN	1	1	1	3
Jan Zelezny TCH/CZE	3	0	2	5	Danny Everett USA	1	1	1	3
Dennis Mitchell USA	3	0	2	5 [^]	Wallace Spearmon USA	1	1	1	3
Avard Moncur BAH	2	2	1	5	Piotr Haczek POL	1	0	2	3
Bruny Surin CAN	2	2	1	5	Kim Collins SKN	1	0	1+1=	3
Colin Jackson GBR	2	2	1	5	Eduard Härmäläinen BLR/FIN	0	3	0	3
Jonathan Edwards GBR	2	1	2	5	Francisco Fernández ESP	0	3	0	3
John Regis GBR	1	2	2	5	Michael McDonald JAM	0	3	0	3
Maksim Tarasov URS/RUS	1	2	1+1=	5	Ezekiel Kemboi KEN	0	3	0	3
Danny McFarlane JAM	0	5	0	5	Yaroslav Rybakov RUS	0	1+2=	0	3
Davian Clarke JAM	0	4	1	5	Darrel Brown TRI	0	3	0	3
Tony Jarrett GBR	0	3	2	5	Igor Astapkovich URS/BLR	0	3	0	3
Iván Pedroso CUB	4	0	0	4	Nathaniel McKinney BAH	0	2	1	3 [^]
Jeremy Wariner USA	4	0	0	4	Harald Schmid FRG	0	2	1	3
Donovan Bailey CAN	3	1	0	4	Brandon Simpson JAM	0	2	1	3
Jefferson Pérez ECU	3	1	0	4	Paul Tergat KEN	0	2	1	3
Moses Kiptanui KEN	3	1	0	4	Artur Partyka POL	0	2	1	3
Kenenisa Bekele ETH	3	0	1	4	Yuriy Borzakovskiy RUS	0	2	1	3
Robert Korzeniowski POL	3	0	1	4	Claudinei da Silva BRA	0	1	2	3
Javier Sotomayor CUB	2	2	0	4	Darren Braithwaite GBR	0	1	2	3 [^]
Roger Black GBR	2	2	0	4	Darren Campbell GBR	0	1	2	3
Virgilijus Alekna LTU	2	2	0	4	Dwain Chambers GBR	0	1	2	3 [^]
Stéphane Diagana FRA	2	1	1	4	Kostas Gatsioudis GRE	0	1	2	3
Frankie Fredericks NAM	1	3	0	4	Winthrop Graham JAM	0	1	2	3
Adam Nelson USA	1	3	0	4	Abel Antón ESP	2	0	0	2
Chris Brown BAH	1	2	1	4	Ladji Doucouré FRA	2	0	0	2
Kriss Akabusi GBR	1	1	2	4 [^]	Mark Richardson GBR	2	0	0	2 [^]
Linford Christie GBR	1	1	2	4	Maurizio Damilano ITA	2	0	0	2
Jürgen Schult GDR/GER	1	1	2	4	Ismael Kirui KEN	2	0	0	2
Ato Boldon TRI	1	1	2	4	Jaouad Gharib MAR	2	0	0	2
Mike Conley USA	1	1	2	4	Saif Saaeed Shaheen QAT	2	0	0	2
Sileshi Sihene ETH	0	3	1	4	Andrey Abduvaliyev TJK	2	0	0	2
Michael Blackwood JAM	0	2	2	4 [^]	Sergey Litvinov URS	2	0	0	2
Marlon Devonish GBR	0	1	3	4 [^]	Kerron Clement USA	2	0	0	2 [^]
Noureddine Morceli ALG	3	0	0	3	Jon Drummond USA	2	0	0	2
Ivan Tikhon BLR	3	0	0	3	Justin Gatlin USA	2	0	0	2
Tomás Dvorák CZE	3	0	0	3	Bershawn Jackson USA	2	0	0	2 [^]
Wilson Kipketer DEN	3	0	0	3	Derek Mills USA	2	0	0	2 [^]
Werner Günthör SUI	3	0	0	3	Edwin Moses USA	2	0	0	2
Greg Foster USA	3	0	0	3	Darold Williamson USA	2	0	0	2
Tyson Gay USA	3	0	0	3	Dmitri Markov AUS	1	1	0	2
John Godina USA	3	0	0	3	Troy McIntosh BAH	1	1	0	2 [^]
Dan O'Brien USA	3	0	0	3	Martín Fiz ESP	1	1	0	2
Rashid Ramzi BRN	2	1	0	3	Valentí Massana ESP	1	1	0	2
Felix Sánchez DOM	2	1	0	3	Gerd Kanter EST	1	1	0	2
Bernard Lagat KEN/USA	2	1	0	3	Andrus Värnik EST	1	1	0	2
Leroy Burrell USA	2	1	0	3	Kimmo Kinnunen FIN	1	1	0	2
Andre Cason USA	2	1	0	3	Valentin Kononen FIN	1	1	0	2
LaShawn Merritt USA	2	1	0	3 [^]	Aki Parviainen FIN	1	1	0	2
Darvis Patton USA	2	1	0	3	Seppo Rätty FIN	1	1	0	2

NAME	Gold	Silver	Bronze	Total	NAME	Gold	Silver	Bronze	Total
Marc Raquil FRA	1	1	0	2	André da Silva BRA	0	1	1	2
Derek Redmond GBR	1	1	0	2	Édson Ribeiro BRA	0	1	1	2
Ronald Weigel GDR	1	1	0	2	Mark Boswell CAN	0	1	1	2
Fabrizio Mori ITA	1	1	0	2	Michael Smith CAN	0	1	1	2
Francesco Panetta ITA	1	1	0	2	Luis Delís CUB	0	1	1	2
Eliud Kipchoge KEN	1	1	0	2	Yago Lamela ESP	0	1	1	2
Wilson Boit Kipketer KEN	1	1	0	2	José Marín ESP	0	1	1	2
Christopher Koskei KEN	1	1	0	2	Fita Bayissa ETH	0	1	1	2
Benjamin Limo KEN	1	1	0	2	Assefa Mezegebu ETH	0	1	1	2
Moses Tanui KEN	1	1	0	2	Todd Bennett GBR	0	1	1	2 [^]
Ilya Markov RUS	1	1	0	2	Phil Brown GBR	0	1	1	2
Vyacheslav Voronin RUS	1	1=	0	2	Jason Gardener GBR	0	1	1	2
Christian Olsson SWE	1	1	0	2	Dean Macey GBR	0	1	1	2
Gennadiy Avdeyenko URS	1	1=	0	2	Siegfried Wentz FRG	0	1	1	2
Yuriy Sedykh URS	1	1	0	2	Aleksandr Averbukh ISR	0	1	1	2
Mike Franks USA	1	1	0	2 [^]	Pietro Mennea ITA	0	1	1	2
Andrew Rock USA	1	1	0	2	Asafa Powell JAM	0	1	1	2
Andrew Valmon USA	1	1	0	2	Lanceford Spence JAM	0	1	1	2 [^]
Brad Walker USA	1	1	0	2	Ray Stewart JAM	0	1	1	2
Quincy Watts USA	1	1	0	2	Koji Murofushi JPN	0	1	1	2
Bernard Williams USA	1	1	0	2	Richard Chelimo KEN	0	1	1	2
Djabir Saïd-Guerni ALG	1	0	1	2	Samson Kitur KEN	0	1	1	2
Carl Oliver BAH	1	0	1	2 [^]	Ali Ezzine MAR	0	1	1	2
Andrey Mikhnevich BLR	1	0	1	2	Khalid Skah MAR	0	1	1	2
Martin Buss GER	1	0	1	2	Rutger Smith NED	0	1	1	2
Hartwig Gauder GDR	1	0	1	2	Francis Obikwelu NGR	0	1	1	2
Thomas Schönlebe GDR/GER	1	0	1	2	Viktor Bryzgin URS	0	1	1	2
Heinz Weis GER	1	0	1	2	Vladimir Muravyov URS	0	1	1	2
Brimin Kipruto KEN	1	0	1	2	Randy Barnes USA	0	1	1	2
Saïd Aouita MAR	1	0	1	2	Mark Everett USA	0	1	1	2 [^]
Salah Hissou MAR	1	0	1	2	Jack Pierce USA	0	1	1	2
Daniel García MEX	1	0	1	2	Vasiliy Kaptyukh BLR	0	0	2	2
Jacek Bocian POL	1	0	1	2 [^]	Atlee Mahorn CAN	0	0	2	2
Tomasz Czubak POL	1	0	1	2	Reyes Estévez ESP	0	0	2	2
Piotr Dlugosielski POL	1	0	1	2 [^]	Mark Lewis-Francis GBR	0	0	2	2
Robert Mackowiak POL	1	0	1	2	Christian Malcolm GBR	0	0	2	2
Szymon Ziółkowski POL	1	0	1	2	Boris Henry GER	0	0	2	2
Sergey Makarov RUS	1	0	1	2	Hansjörg Kunze GDR	0	0	2	2
Roman Rasskazov RUS	1	0	1	2	Michael Möllenbeck GER	0	0	2	2
Abdi Bile SOM	1	0	1	2	Tibor Gécsek HUN	0	0	2	2
Walter Davis USA	1	0	1	2	Stefano Baldini ITA	0	0	2	2
Willie Gault USA	1	0	1	2	Alex Schwarzer ITA	0	0	2	2
C. J. Hunter USA	1	0	1	2	Dai Tamesue JPN	0	0	2	2
Emmit King USA	1	0	1	2	Dmitriy Karpov KAZ	0	0	2	2
Tim Montgomery USA	1	0	1	2	Bernard Barmasai KEN	0	0	2	2
Angelo Taylor USA	1	0	1	2	Marek Plawgo POL	0	0	2	2
Tyree Washington USA	1	0	1	2	Piotr Rysiukiewicz POL	0	0	2	2
André Williams BAH	0	2	0	2	Rafal Wieruszewski POL	0	0	2	2 [^]
Yoandri Betanzos CUB	0	2	0	2	Aleksandr Bagach UKR	0	0	2	2
Anier García CUB	0	2	0	2	Yevgeniy Misyulya URS/BLR	0	0	2	2
Ahmed Salah DJI	0	2	0	2	Larry Myricks USA	0	0	2	2
Fermín Cacho ESP	0	2	0	2					
Steve Backley GBR	0	2	0	2	WOMEN				
Oliver-Sven Buder GER	0	2	0	2	Merlene Ottey JAM	3	4	7	14
Werner Schildhauer GDR	0	2	0	2	Jearl Miles Clark USA	4	3	2	9
James Beckford JAM	0	2	0	2	Gail Devers/Roberts USA	5	3	0	8
Usain Bolt JAM	0	2	0	2	Gwen Torrence USA	3	4	1	8
Chris Williams JAM	0	2	0	2	Yuliya Nosova/Pechonkina RUS	2	3	2	7
Patrick Sang KEN	0	2	0	2	Beverly McDonald JAM	1	4	2	7 [^]
Khaled Boulami MAR	0	2	0	2	Lorraine Graham/Fenton JAM	1	3	3	7
Andreas Thorkildsen NOR	0	2	0	2	Heike Daute/Drechsler GDR/GER	2	2	2	6
Jozef Pribilinec TCH	0	2	0	2	Irina Sergejeva/Privalova URS/RUS	1	3	2	6
Marc Burns TRI	0	2	0	2	Grit Breuer GER	1	2	3	6
Jacey Harper TRI	0	2	0	2	Lauryn Williams USA	3	2	0	5 [^]
Mikhail Shchennikov URS/RUS	0	2	0	2	Maria Mutola MOZ	3	1	1	5
Leonid Voloshin URS/RUS	0	2	0	2	Eunice Barber FRA	2	2	1	5
Terrence Trammell USA	0	2	0	2	Veronica Campbell JAM	1	4	0	5
Steve Brimacombe AUS	0	1	1	2	Inga Babakova URS/UKR	1	1+1=	2	5
José Luiz Barbosa BRA	0	1	1	2	Christine Arron FRA	1	1	3	5

NAME	Gold	Silver	Bronze	Total	NAME	Gold	Silver	Bronze	Total
Merlene Frazer JAM	1	1	2+1=	5 [^]	Kajsa Bergqvist SWE	1	0	2	3
Deon Hemmings JAM	1	1	3	5 [^]	Kelly Holmes GBR	0	2	1	3
Sandie Richards JAM	1	1	3	5	Nadine Kleinert/Schmitt GER	0	2	1	3
Tirunesh Dibaba ETH	4	0	0	4	Anastasia Kelesidou GRE	0	2	1	3
Allyson Felix USA	4	0	0	4	Novlene Williams JAM	0	2	1	3
Jackie Joyner-Kersey USA	4	0	0	4	Lyubov Gurina URS/RUS	0	2	1	3
Silke Gladisch/Möller GDR	3	1	0	4	Valentina Tsybulskaya BLR	0	1	2	3
Marita Koch GDR	3	1	0	4	Nicola Sanders GBR	0	1	2	3
Tatyana Lebedeva RUS	3	1	0	4	Michelle Freeman JAM	0	1	2	3 [^]
Tatyana Samolenko/Dorovskikh URS	3	1	0	4	Vita Pavlysh UKR	0	1	2	3
Marion Jones USA	3	0	1	4	Mariya Pinigina URS	0	1	2	3
Yipsi Moreno CUB	2	2	0	4	Steffi Nerius GER	0	0	3	3
Zhanna Pintusevich/Block UKR	2	2	0	4	Jana Rawlinson AUS	2	0	0	2
Torri Edwards USA	2	2	0	4	Debbie Ferguson BAH	2	0	0	2
Inger Miller USA	2	2	0	4	Stefka Kostadinova BUL	2	0	0	2
Fiona May ITA	2	1	1	4	Osleidys Menéndez CUB	2	0	0	2
Kathrin Krabbe GER	2	0	2	4	Marie-José Pérec FRA	2	0	0	2
Olga Kuzenkova RUS	1	3	0	4	Martina Opitz/Hellmann GDR	2	0	0	2
Natasha Kaiser-Brown USA	1	3	0	4 [^]	Dagmar Rübsam/Neubauer GDR	2	0	0	2
Muriel Hurtis FRA	1	2	1	4	Hestrie Cloete RSA	2	0	0	2
Juliet Cuthbert JAM	1	2	1	4	Olimpiada Ivanova RUS	2	0	0	2
Fernanda Ribeiro POR	1	2	1	4	Tatyana Tomashova RUS	2	0	0	2
Svetlana Krivelyova URS/RUS	1	1	2	4	Tatyana Ledovskaya URS	2	0	0	2
Tatyana Kotova RUS	0	3	1	4	Me'Lisa Barber USA	2	0	0	2
Sabine Busch GDR	3	0	0	3	Mary Decker USA	2	0	0	2
Franka Dietzsch GER	3	0	0	3	Stacy Dragila USA	2	0	0	2
Astrid Kumbernuss GER	3	0	0	3	Michelle Perry USA	2	0	0	2
Gabriela Szabo ROU	3	0	0	3	Deedee Trotter USA	2	0	0	2 [^]
Carolina Klüft SWE	3	0	0	3	Pauline Davis BAH	1	1	0	2
Ellina Zvereva BLR	2	1	0	3	Perdita Felicien CAN	1	1	0	2
Huang Zhihong CHN	2	1	0	3	Yargelis Savigne CUB	1	1	0	2
Ana Quirot CUB	2	1	0	3	Meseret Defar ETH	1	1	0	2
Sabine Braun GER	2	1	0	3	Derartu Tulu ETH	1	1	0	2
Marlies Göhr GDR	2	1	0	3	Paula Radcliffe GBR	1	1	0	2
Miréla Manjani/Tzelíli GRE	2	1	0	3	Fatima Whitbread GBR	1	1	0	2
Catherine Ndereba KEN	2	1	0	3	Petra Müller GDR	1	1	0	2
Nezha Bidouane MAR	2	1	0	3	Sonia O'Sullivan IRL	1	1	0	2
Jarmila Kratochvílová TCH	2	1	0	3	Tatyana Chebykina RUS	1	1	0	2
Olga Bryzgina URS	2	1	0	3	Natalya Nazarova RUS	1	1	0	2
Chryste Gaines USA	2	1	0	3	Svetlana Pospelova RUS	1	1	0	2 [^]
Sanya Richards USA	2	1	0	3	Yekaterina Volkova RUS	1	1	0	2
Hassiba Boulmerka ALG	2	0	1	3	Tamara Bykova URS	1	1	0	2
Cathy Freeman AUS	2	0	1	3	Natalya Lisovskaya URS	1	1	0	2
Trine Hattestad NOR	2	0	1	3	Olga V. Nazarova URS	1	1	0	2
Yelena Isinbayeva RUS	2	0	1	3	Tatyana Alekseyeva URS/RUS	1	1	0	2 [^]
Lyudmila Narozhilenko/Engquist URS/SWE	2	0	1	3	Kim Graham USA	1	1	0	2
Nadezhda Ostapchuk BLR	1	2	0	3	Florence Griffith USA	1	1	0	2
Berhane Adere ETH	1	2	0	3	Rochelle Stevens USA	1	1	0	2
Manuela Machado POR	1	2	0	3	Savatheda Fynes BAH	1	0	1	2
Svetlana Goncharenko RUS	1	2	0	3 [^]	Natalya Shikolenko BLR	1	0	1	2
Michelle Collins USA	1	2	0	3 [^]	Tsvetanka Khristova BUL	1	0	1	2
Maicel Mallone-Wallace USA	1	2	0	3	Ginka Zagorcheva BUL	1	0	1	2
Niurka Montalvo CUB/ESP	1	1	1	3	Daimí Pernía CUB	1	0	1	2
Sylviane Félix FRA	1	1	1	3	Gete Wami ETH	1	0	1	2
Patricia Girard FRA	1	1	1	3	Sari Essayah FIN	1	0	1	2
Sally Gunnell GBR	1	1	1	3	Kirsten Emmelmann GDR	1	0	1	2
Ellen Neumann/Fiedler GDR	1	1	1	3 [^]	Anke Feller GER	1	0	1	2
Anja Rücker GER	1	1	1	3	Melanie Paschke GER	1	0	1	2
Dahlia Duhaney JAM	1	1	1	3 [^]	Cornelia Ullrich GDR	1	0	1	2 [^]
Svetlana Feofanova RUS	1	1	1	3	Michelle Burgher JAM	1	0	1	2 [^]
Anastasiya Kapachinskaya RUS	1	1	1	3	Sally Barsosio KEN	1	0	1	2
Olesya Zykina RUS	1	1	1	3 [^]	Ingrid Kristiansen NOR	1	0	1	2
Galina Malchugina URS/RUS	1	1	1	3	Valerie Vili NZL	1	0	1	2
Kim Batten USA	1	1	1	3	Carla Sacramento POR	1	0	1	2
Chandra Sturup BAH	1	0	2	3	Anna Biryukova RUS	1	0	1	2
Christine Ohuruogu GBR	1	0	2	3	Olga Burova/Chernyavskaya RUS	1	0	1	2
Uta Rohländer GER	1	0	2	3	Svetlana Masterkova RUS	1	0	1	2
Ana Guevara MEX	1	0	2	3	Yelena Nikolayeva RUS	1	0	1	2
Lidia Simon ROU	1	0	2	3	Olga Yegorova RUS	1	0	1	2

NAME	Gold	Silver	Bronze	Total
Amy Mbacké Thiam SEN	1	0	1	2
Ghada Shouaa SYR	1	0	1	2
Natalya Voronova URS/RUS	1	0	1	2
Carmelita Jeter USA	1	0	1	2 ^A
Diane Williams USA	1	0	1	2
Zhong Huandi CHN	0	2	0	2
Françoise Mbango CMR	0	2	0	2
Marta Domínguez ESP	0	2	0	2
Denise Lewis GBR	0	2	0	2
Petra Felke/Meier GDR	0	2	0	2
Christina Obergföll GER	0	2	0	2
Ilke Wyludda GER	0	2	0	2
Shericka Williams JAM	0	2	0	2
Hasna Benhassi MAR	0	2	0	2
Tatyana Shikolenko RUS	0	2	0	2
Tatjana Kocembová TCH	0	2	0	2
Yelena Yelesina URS/RUS	0	2	0	2
Regina Jacobs USA	0	2	0	2
Kerry Saxby-Junna AUS	0	1	1	2
Natalya Sazanovich BLR	0	1	1	2
Iva Prandzheva BUL	0	1	1	2
Frédérique Bangué FRA	0	1	1	2 ^A
Kathy Cook GBR	0	1	1	2
Kathrin Neimke GDR/GER	0	1	1	2
Cornelia Oschkenat GDR	0	1	1	2
Christine Wachtel GDR/GER	0	1	1	2
Katerína Thánou GRE	0	1	1	2
Elisabetta Perrone ITA	0	1	1	2
Aleen Bailey JAM	0	1	1	2
Delloreen Ennis-London JAM	0	1	1	2
Brigitte Foster-Hylton JAM	0	1	1	2
Ronetta Smith JAM	0	1	1	2
Reiko Tosa JPN	0	1	1	2
Olga Shishigina KAZ	0	1	1	2
Zahra Ouaziz MAR	0	1	1	2
Monika Pyrek POL	0	1	1	2
Nicoleta Grasu ROU	0	1	1	2
Margarita Ponomaryova RUS	0	1	1	2
Natalya Sadova RUS	0	1	1	2
Susanthika Jayasinghe SRI	0	1	1	2
Letitia Vriesde SUR	0	1	1	2
Larysa Berezhnaya URS/UKR	0	1	1	2
Diane Dixon USA	0	1	1	2
Sandra Glover USA	0	1	1	2
Lillie Leatherwood USA	0	1	1	2
Ejagayou Dibaba ETH	0	0	2	2
Ayelech Worku ETH	0	0	2	2
Donna Fraser GBR	0	0	2	2 ^A
Lee McConnell GBR	0	0	2	2
Juliet Campbell JAM	0	0	2	2
Masako Chiba JPN	0	0	2	2
Tegla Loroupe KEN	0	0	2	2
Ella Kovacs ROU	0	0	2	2
Yekaterina Podkopayeva URS	0	0	2	2



MOST APPEARANCES

Here are lists of all those athletes who have competed at five or more editions of the World Championships

MEN

	NAME	COUNTRY	YEARS CONTESTED	EVENT (S)
9	Tim Berrett	CAN	91 93 95 97 99 01 03 05 07	20km Walk/50km Walk
8	Jan Zelezny	TCH/CZE	87 91 93 95 97 99 01 03	Javelin Throw
	Lars Riedel	GER	91 93 95 97 99 01 03 05	Discus Throw
	Jesús Angel García	ESP	93 95 97 99 01 03 05 07	50km Walk
	Hatem Ghoula	TUN	93 95 97 99 01 03 05 07	20km Walk
	Danny McFarlane	JAM	93 95 97 99 01 03 05 07	400m/400mH/4x400mR
	Kevin Sullivan	CAN	93 95 97 99 01 03 05 07	1500m
7	Jürgen Schult	GDR/GER	83 87 91 93 95 97 99	Discus Throw
	Mick Hill	GBR	87 91 93 95 97 99 01	Javelin Throw
	Florian Schwarthoff	FRG/GER	87 91 93 95 97 99 01	110mH/4x100mR
	Bruny Surin	CAN	87 91 93 95 97 99 01	100m/Long Jump/4x100mR
	Sándor Urbanik	HUN	87 91 93 95 97 99 01	20km Walk/50km Walk
	Igor Astapkovich	URS/BLR	91 93 95 97 99 01 03	Hammer Throw
	Steve Backley	GBR	91 93 95 97 99 01 03	Javelin Throw
	Stéphane Diagana	FRA	91 93 95 97 99 01 03	400mH/4x400mR
	Fumio Imamura	JPN	91 93 95 97 99 01 03	50km Walk
	Robert Korzeniowski	POL	91 93 95 97 99 01 03	20km Walk/50km Walk
	Yevgeniy Misyulya	URS/BLR	91 93 95 97 99 01 03	20km Walk
	Dragutin Topic	SRB/IWP/SCG	91 93 95 97 99 05 07	High Jump
	Vasily Kaptuykh	URS/BLR	91 93 95 97 01 03 05	Discus Throw
	Dragan Peric	SRB/IWP/SCG	91 93 97 99 01 03 05	Shot Put
	André da Silva	BRA	93 95 97 99 01 03 05	100m/200m/4x100mR
	Tomás Dvorák	CZE	93 95 97 99 01 03 05	Decathlon
	Milos Holusa	CZE	93 95 97 99 01 03 05	20km Walk/50km Walk
	Sergey Korepanov	KAZ	93 95 97 99 01 03 05	50km Walk
	Denis Langlois	FRA	93 95 97 99 01 03 05	20km Walk/50km Walk
	Iván Pedroso	CUB	93 95 97 99 01 03 05	Long Jump
	Tim Lobinger	GER	93 95 97 99 03 05 07	Pole Vault
	Manuel Martínez	ESP	93 95 97 01 03 05 07	Shot Put
	Virgilijus Alekna	LTU	95 97 99 01 03 05 07	Discus Throw
	Kim Collins	SKN	95 97 99 01 03 05 07	100m/200m/4x100mR
	Ilya Markov	RUS	95 97 99 01 03 05 07	20km Walk
	Jeffersón Pérez	ECU	95 97 99 01 03 05 07	20km Walk
	Aleksander Tammert	EST	95 97 99 01 03 05 07	Discus Throw
6	José Luiz Barbosa	BRA	83 87 91 93 95 97	800m/4x400mR
	Sergey Bubka	URS/UKR	83 87 91 93 95 97	Pole Vault
	Róbson da Silva	BRA	83 87 91 93 95 97	100m/200m/4x100mR
	Ray Stewart	JAM	83 87 91 93 95 99	100m/200m/4x100mR
	Bob Weir	GBR	83 93 95 97 99 01	Discus Throw/Hammer Throw
	Abel Antón	ESP	87 91 93 95 97 99	5000m/10,000m/Marathon
	Steve Moneghetti	AUS	87 91 93 95 97 99	10,000m/Marathon
	José Urbano	POR	87 91 93 95 97 99	20km Walk/50km Walk
	Dennis Mitchell	USA	87 91 93 95 97 01	100m/4x100mR
	Javier Sotomayor	CUB	87 91 93 95 97 01	High Jump
	Tibor Gécsek	HUN	87 91 93 95 99 01	Hammer Throw
	Oliver-Sven Buder	GER	91 93 95 97 99 01	Shot Put
	Giovanni De Benedictis	ITA	91 93 95 97 99 01	20km Walk/50km Walk
	Raymond Hecht	GER	91 93 95 97 99 01	Javelin Throw
	Fabrizio Mori	ITA	91 93 95 97 99 01	400mH/4x400mR
	René Piller	FRA	91 93 95 97 99 01	50km Walk
	Brian Wellman	BER	91 93 95 97 99 01	Triple Jump
	Frankie Fredericks	NAM	91 93 95 97 99 03	100m/200m
	Yoelbi Quesada	CUB	91 93 95 97 99 03	Triple Jump
	Jean Galfione	FRA	91 93 95 97 99 05	Pole Vault
	Troy Douglas	BER/NED	91 93 95 97 01 03	100m/200m/400m/4x100mR
	Sergio Galdino	BRA	91 93 95 97 03 05	20km Walk/50km Walk
	Dmitriy Shevchenko	URS/RUS	91 93 95 99 01 03	Discus Throw
	Gheorghe Guset	ROU	91 93 99 01 03 05	Shot Put
	Robert Mackowiak	POL	91 95 97 99 01 05	200m/400m/4x100mR/4x400mR
	Jon Drummond	USA	93 95 97 99 01 03	100m/200m/4x100mR
	Jonathan Edwards	GBR	93 95 97 99 01 03	Triple Jump
	Haile Gebrselassie	ETH	93 95 97 99 01 03	5000m/10,000m

	NAME	COUNTRY	YEARS CONTESTED							EVENT (S)
(6)	Boris Henry	GER	93	95	97	99	01	03	Javelin Throw	
	Ibrahim Meité	CIV	93	95	97	99	01	03	100m/4x100mR	
	Miguel Angel Rodríguez	MEX	93	95	97	99	01	03	50km Walk	
	Hezekiel Sepeng	RSA	93	95	97	99	01	03	800m/4x400mR	
	Alejandro Cárdenas	MEX	93	95	97	99	01	05	400m/4x100mR/4x400mR	
	Davian Clarke	JAM	93	95	97	99	03	05	400m/4x400mR	
	Modris Liepins	LAT	93	97	99	01	03	05	20km Walk/50km Walk	
	Andrey Skvaruk	UKR	93	97	99	01	03	05	Hammer Throw	
	Craig Barrett	NZL	95	97	99	01	03	05	50km Walk	
	John Godina	USA	95	97	99	01	03	05	Discus Throw/Shot Put	
	Maurice Greene	USA	95	97	99	01	03	05	100m/200m/4x100mR	
	Allen Johnson	USA	95	97	99	01	03	05	110mH/4x400mR	
	Ilya Kononov	RUS	95	97	99	01	03	05	Hammer Throw	
	Jonathan Nsenga	BEL	95	97	99	01	03	05	110mH	
	Aki Parviainen	FIN	95	97	99	01	03	05	Javelin Throw	
	Aleksandar Rakovic	SCG/SRB	95	97	99	01	03	05	50km Walk	
	Smail Sghir	MAR/FRA	95	97	99	01	03	05	5000m/10,000m/Marathon	
	Bogdan Tarus	ROU	95	97	99	01	03	05	Long Jump	
	Obadele Thompson	BAR	95	97	99	01	03	05	100m/200m/4x100mR	
	Koji Murofushi	JPN	95	97	99	01	03	07	Hammer Throw	
	Hendrick Ramaala	RSA	95	97	99	03	05	07	10,000m/Marathon	
	Nobuhara Asahara	JPN	95	97	01	03	05	07	100m/Long Jump/4x100mR	
	James Beckford	JAM	95	97	01	03	05	07	Long Jump/Triple Jump/4x100mR	
	Asaf Bimro	ISR	95	97	01	03	05	07	Marathon	
	Aleksey Voyevodin	RUS	95	97	01	03	05	07	50km Walk	
	Marlon Devonish	GBR	97	99	01	03	05	07	100m/200m/4x100mR	
	Periklís Iakovákis	GRE	97	99	01	03	05	07	400mH/4x400mR	
	Robert Kronberg	SWE	97	99	01	03	05	07	110mH	
	Sergey Makarov	RUS	97	99	01	03	05	07	Javelin Throw	
	Aléxandros Papadimitríou	GRE	97	99	01	03	05	07	Hammer Throw	
	Eriks Rags	LAT	97	99	01	03	05	07	Javelin Throw	
	Roman Sebrle	CZE	97	99	01	03	05	07	Decathlon	
	Nicola Vizzoni	ITA	97	99	01	03	05	07	Hammer Throw	
5	Pavol Blazek	TCH/SVK	83	87	91	93	95		20km Walk/50km Walk	
	Mike Conley	USA	83	87	91	93	95		Long Jump/Triple Jump	
	Vésteinn Hafsteinsson	ISL	83	87	91	93	95		Discus Throw	
	Sven Nylander	SWE	83	87	91	93	95		400mH/4x400mR	
	Ricardo Vera	URU	83	87	91	93	95		5000m/3000mSC	
	Ronald Weigel	GDR/GER	83	87	91	93	95		20km Walk/50km Walk	
	Roman Mrázek	TCH/SVK	83	87	91	95	97		20km Walk/50km Walk	
	Stefano Tilli	ITA	83	87	91	97	99		100m/200m/4x100mR	
	Dominique Chauvelier	FRA	83	91	93	95	97		Marathon	
	Trevor Davis	AIA	83	91	93	95	97		100m/200m	
	Domingos Castro	POR	87	91	93	95	97		5000m/10,000m	
	Pedro Chiamulera	BRA	87	91	93	95	97		110mH/400mH	
	Juan de la Garza	MEX	87	91	93	95	97		Javelin Throw	
	Robert Emmiyan	URS/ARM	87	91	93	95	97		Long Jump	
	Serge Hélan	FRA	87	91	93	95	97		Triple Jump	
	Hsu Gi-Sheng	TPE	87	91	93	95	97		Marathon	
	Gavin Lovegrove	NZL	87	91	93	95	97		Javelin Throw	
	Hector Moreno	COL	87	91	93	95	97		20km Walk/50km Walk	
	Axel Noack	GDR/GER	87	91	93	95	97		20km Walk/50km Walk	
	Arturo Ortiz	ESP	87	91	93	95	97		High Jump	
	Seppo Rätty	FIN	87	91	93	95	97		Javelin Throw	
	Michael Smith	CAN	87	91	93	95	97		Decathlon	
	Emmanuel Tuffuor	GHA	87	91	93	95	97		100m/200m/4x100mR	
	Carlos Mercenario	MEX	87	91	93	95	99		20km Walk/50km Walk	
	Colin Jackson	GBR	87	91	93	97	99		110mH/4x100mR	
	Dieter Baumann	FRG/GER	87	91	95	97	03		1500m/5000m/10,000m	
	Andrey Fedoriv	URS/RUS	87	93	95	97	99		100m/200m/4x100mR	
	Vaclovas Kidykas	URS/LTU	87	93	95	97	99		Discus Throw	
	Andrey Abduvaliyev	URS/TJK/UZB	91	93	95	97	99		Hammer Throw	
	Nick A'Hern	AUS	91	93	95	97	99		20km Walk	
	Fita Bayissa	ETH	91	93	95	97	99		5000m/10,000m	
	Patrik Bodén	SWE	91	93	95	97	99		Javelin Throw	
	Fermin Cacho	ESP	91	93	95	97	99		1500m	
	Mickaël Conjungo	CAF	91	93	95	97	99		Discus Throw	
	Rob Denmark	GBR	91	93	95	97	99		5000m	
	Ousmane Diarra	MLI	91	93	95	97	99		100m/200m	

NAME	COUNTRY	YEARS CONTESTED	EVENT (S)
(5) Gyula Dudás	HUN	91 93 95 97 99	20km Walk/50km Walk
Giuseppe D'Urso	ITA	91 93 95 97 99	1500m/800m
Tim Forsyth	AUS	91 93 95 97 99	High Jump
Javier García	ESP	91 93 95 97 99	Pole Vault
Costel Grasu	ROU	91 93 95 97 99	Discus Throw
Robert Ihly	GER	91 93 95 97 99	20km Walk/50km Walk
Ibrahim Ismail	QAT	91 93 95 97 99	400m/4x400mR
Koji Ito	JPN	91 93 95 97 99	100m/200m/4x100mR/4x400mR
Michael Johnson	USA	91 93 95 97 99	200m/400m/4x400mR
Shunji Karube	JPN	91 93 95 97 99	400mH/4x400mR
Bob Kennedy	USA	91 93 95 97 99	5000m
Igor Kollár	TCH/SVK	91 93 95 97 99	20km Walk
Valentin Kononen	FIN	91 93 95 97 99	50km Walk
Kostas Koukodimos	GRE	91 93 95 97 99	Long Jump
Igor Kovác	TCH/SVK	91 93 95 97 99	110mH
Samuel Matete	ZAM	91 93 95 97 99	400mH
Noureddine Morceli	ALG	91 93 95 97 99	1500m
Giovanni Perricelli	ITA	91 93 95 97 99	50km Walk
Dan Philibert	FRA	91 93 95 97 99	110mH
Raphaël Piolanti	FRA	91 93 95 97 99	Hammer Throw
Jerome Romain	DMA/FRA	91 93 95 97 99	100m/Long Jump/Triple Jump
Vladimir Sasimovich	URS/BLR	91 93 95 97 99	Javelin Throw
Steve Smith	GBR	91 93 95 97 99	High Jump
Patrick Stevens	BEL	91 93 95 97 99	100m/200m
Maksim Tarasov	URS/RUS	91 93 95 97 99	Pole Vault
Martin Voss	DEN	91 93 95 97 99	Pole Vault
Eduard Hämäläinen	URS/BLR/FIN	91 93 95 97 01	Decathlon
Tony Jarrett	GBR	91 93 95 97 01	110mH/4x100mR
Tom Pukstys	USA	91 93 95 97 01	Javelin Throw
Mattias Sunneborn	SWE	91 93 95 97 01	Long Jump
German Sánchez	MEX	91 93 95 97 03	50km Walk
Valentí Massana	ESP	91 93 95 99 01	20km Walk/50km Walk
Eronilde de Araújo	BRA	91 93 95 99 01	400mH/4x400mR
Khalid Skah	MAR	91 93 95 99 03	5000m/10,000m/Marathon
Mathias Ntawulikura	RWA	91 93 95 01 03	5000m/10,000m/Marathon
Antonio Pettigrew	USA	91 93 97 99 01	400m/4x400mR
Vasiliy Sokov	URS/RUS/UZB	91 93 97 99 01	Long Jump/Triple Jump
Peter Blank	GER	91 93 99 01 03	Javelin Throw
Vadim Bavikin	ISR	91 93 01 03 05	Javelin Throw
Charles Austin	USA	91 95 97 99 01	High Jump
Mark Richardson	GBR	91 95 97 99 01	400m/4x400mR
Anninos Marcoullides	CYP	91 95 97 99 03	100m/200m
Kareem Streete-Thompson	CAY/USA	91 95 99 01 03	100m/Long Jump
João N'Tyamba	ANG	91 97 99 01 03	800m/1500m/10,000m/Marathon
Sergey Arzamasov	KAZ	93 95 97 99 01	Triple Jump
Sunday Bada	NGR	93 95 97 99 01	400m/4x400mR
Paolo Dal Soglio	ITA	93 95 97 99 01	Shot Put
Vladimir Dubrovshchik	BLR	93 95 97 99 01	Discus Throw
Iván García	CUB	93 95 97 99 01	200m/4x100mR/4x400mR
Glenroy Gilbert	CAN	93 95 97 99 01	100m/200m/4x100mR
Greg Haughton	JAM	93 95 97 99 01	400m/4x400mR
Elarbi Khattabi	MAR	93 95 97 99 01	3000mSC
Terry McHugh	IRL	93 95 97 99 01	Javelin Throw
Alex Porkhomovskiy	RUS/ISR	93 95 97 99 01	100m/4x100mR
Vasiliy Sidorenko	RUS	93 95 97 99 01	Hammer Throw
Jim Svenøy	NOR	93 95 97 99 01	3000mSC
Isaac Viciosa	ESP	93 95 97 99 01	1500m/5000m
Valeriy Borisov	KAZ	93 95 97 99 03	20km Walk
Okkert Brits	RSA	93 95 97 99 03	Pole Vault
Chris Donaldson	NZL	93 95 97 99 03	100m/200m/4x100mR
Karsten Kobs	GER	93 95 97 99 03	Hammer Throw
Viktor Ginko	BLR	93 95 97 99 05	50km Walk
Zoltán Czukor	HUN	93 95 97 99 07	50km Walk
Daniel García	MEX	93 95 97 99 07	20km Walk
Ato Boldon	TRI	93 95 97 01 03	100m/200m/4x100mR
Aleksandr Glavatskiy	BLR	93 95 97 01 03	Long Jump/Triple Jump
Marc Blume	GER	93 95 99 03 05	100m/200m/4x100mR
Bernardo Segura	MEX	93 95 99 03 05	20km Walk
Vladimir Andreyev	RUS	93 97 99 01 03	20km Walk

NAME	COUNTRY	YEARS CONTESTED	EVENT (S)
(5) Tomasz Lipiec	POL	93 97 99 01 03	50km Walk
Toshinari Takaoka	JPN	93 97 99 01 05	5000m/10,000m/Marathon
Oumar Loum	SEN	93 97 01 03 05	100m/200m
Keita Cline	IVB	95 97 99 01 03	200m/Long Jump
Hicham El Guerrouj	MAR	95 97 99 01 03	1500m/5000m
Emeterio González	CUB	95 97 99 01 03	Javelin Throw
Arthémon Hatungimana	BDI	95 97 99 01 03	800m
Lev Lobodin	UKR/RUS	95 97 99 01 03	Decathlon
Jón Arnar Magnússon	ISL	95 97 99 01 03	Decathlon
Erki Nool	EST	95 97 99 01 03	Decathlon
Édson Ribeiro	BRA	95 97 99 01 03	100m/4x100mR
Piotr Rysiukiewicz	POL	95 97 99 01 05	400m/4x400mR
Deji Aliu	NGR	95 97 99 03 05	100m/200m/4x100mR
Stefano Baldini	ITA	95 97 01 03 05	10,000m/Marathon
Eric Pacome N'Dri	CIV	95 97 01 03 05	100m/200m/4x100mR
Aziz Zakari	GHA	95 97 01 03 05	100m/4x100mR
Hadi Al-Somaily	KSA	95 99 01 03 05	400mH/4x400mR
Dmitri Markov	BLR/AUS	95 99 01 03 05	Pole Vault
Michael Möllenbeck	GER	95 99 01 03 05	Discus Throw
Szymon Ziółkowski	POL	95 99 01 05 07	Hammer Throw
Yuriy Belonog	UKR	97 99 01 03 05	Discus Throw/Shot Put
Mark Boswell	CAN	97 99 01 03 05	High Jump
André Bucher	SUI	97 99 01 03 05	800m
David Canal	ESP	97 99 01 03 05	400m/4x400mR
Peter Coghlan	IRL	97 99 01 03 05	110mH
Reyes Estévez	ESP	97 99 01 03 05	1500m
Aigars Fadejevs	LAT	97 99 01 03 05	20km Walk/50km Walk
Luis García	GUA	97 99 01 03 05	20km Walk/50km Walk
Hristos Melétooglou	GRE	97 99 01 03 05	Triple Jump
Jirí Muzik	CZE	97 99 01 03 05	400mH/4x400mR
Jason Tunks	CAN	97 99 01 03 05	Discus Throw
Simon Vroemen	NED	97 99 01 03 05	3000mSC
Milan Haborák	SVK	97 99 01 03 07	Shot Put
Aleksey Lukashevich	UKR	97 99 01 03 07	Long Jump
Juan Pedro Toledo	MEX	97 99 01 05 07	100m/200m/4x100mR/4x400mR
Francis Obikwelu	NGR/POR	97 99 03 05 07	100m/200m/4x100mR
Stanislav Olijar	LAT	97 99 03 05 07	110mH
Julio Rey	ESP	97 01 03 05 07	10,000m/Marathon
Ivan Tikhon	BLR	97 01 03 05 07	Hammer Throw
Chris Brown	BAH	99 01 03 05 07	400m/4x400mR
Libor Charfreitag	SVK	99 01 03 05 07	Hammer Throw
Dudley Dorival	HAI	99 01 03 05 07	110mH
Francisco Fernández	ESP	99 01 03 05 07	20km Walk
Alleyne Francique	GRN	99 01 03 05 07	400m
Yoel Hernández	CUB	99 01 03 05 07	110mH/4x100mR
Stefan Holm	SWE	99 01 03 05 07	High Jump
Olli-Pekka Karjalainen	FIN	99 01 03 05 07	Hammer Throw
Frantz Kruger	RSA/FIN	99 01 03 05 07	Discus Throw
José Manuel Martínez	ESP	99 01 03 05 07	10,000m/Marathon
Andrey Mikhnevich	BLR	99 01 03 05 07	Shot Put
Eric Milazar	MRI	99 01 03 05 07	400m/4x100mR
California Molefe	BOT	99 01 03 05 07	400m/4x400mR
Trond Nymark	NOR	99 01 03 05 07	50km Walk
Mikel Odriozola	ESP	99 01 03 05 07	20km Walk/50km Walk
Joachim B. Olsen	DEN	99 01 03 05 07	Shot Put
Mario Pestano	ESP	99 01 03 05 07	Discus Throw
Khadevis Robinson	USA	99 01 03 05 07	800m
Felix Sánchez	DOM	99 01 03 05 07	400mH/4x400mR
Matt Shirvington	AUS	99 01 03 05 07	100m/200m/4x100mR
Bouabdallah Tahri	FRA	99 01 03 05 07	3000mSC
Ivan Trotskiy	BLR	99 01 03 05 07	20km Walk
João Vieira	POR	99 01 03 05 07	20km Walk
Chris Williams	JAM	99 01 03 05 07	200m/4x100mR/4x400mR
Attila Zsivóczy	HUN	99 01 03 05 07	Decathlon

NAME	COUNTRY	YEARS CONTESTED	EVENT (S)	
WOMEN				
9	Laverne Eve	BAH	87 91 95 97 99 01 03 05 07	Javelin Throw
	Franka Dietzsch	GER	91 93 95 97 99 01 03 05 07	Discus Throw
	Jackie Edwards	BAH	91 93 95 97 99 01 03 05 07	Long Jump/Triple Jump
	Susana Feitór	POR	91 93 95 97 99 01 03 05 07	10,000m, 10Km Walk/20km Walk
	Maria Mutola	MOZ	91 93 95 97 99 01 03 05 07	800m
8	Merlene Ottey	JAM/SLO	83 87 91 93 95 97 03 07	100m/200m/4x100mR
	Yelena Nikolayeva	URS/RUS	87 93 95 97 99 01 03 05	10,000m, 10Km Walk/20km Walk
	Fiona May	GBR/ITA	91 93 95 97 99 01 03 05	Long Jump
	Beverly McDonald	JAM	91 93 95 97 99 01 03 05	100m/200m/4x100mR
	Eunice Barber	SLE/FRA	93 95 97 99 01 03 05 07	100mH/Long Jump/Heptathlon
7	Pauline Davis	BAH	83 87 91 93 95 97 99	100m/200m/400m/4x100mR
	Svetla Mitkova/Sinirtas	BUL/TUR	83 87 91 93 95 97 99	Discus Throw/Shot Put
	Heike Drechsler	GDR/GER	83 87 91 93 95 97 01	100m/Long Jump/Heptathlon/4x100mR
	Fernanda Ribeiro	POR	87 91 93 95 97 99 03	3000m/5000m/10,000m
	Liliana Allen	CUB/MEX	87 91 93 95 99 01 03	100m/200m/4x100mR/4x400mR
	Gail Devers/Roberts	USA	91 93 95 97 99 01 03	100m/100mH/4x100mR
	Teresa Machado	POR	91 93 95 97 99 01 03	Discus Throw
	Jearl Miles Clark	USA	91 93 95 97 99 01 03	400m/800m/4x400mR
	Svetlana Krivelyova	URS/RUS	91 93 97 99 01 03 05	Shot Put
	Elisângela Adriano	BRA	91 93 97 01 03 05 07	Discus Throw/Shot Put
	Letitia Vriesde	SUR	91 95 97 99 01 03 05	1500m/800m
	Irina Yatchenko	URS/BLR	91 95 97 99 01 03 07	Discus Throw
	Berhane Adere	ETH	93 95 97 99 01 03 05	3000m/5000m/10,000m
	Zhanna Pintusevich/Block	UKR	93 95 97 99 01 03 05	100m/200m
	Natalya Alimzhanova	KAZ	93 95 97 99 01 03 05	400mH/4x400mR
	Nicoleta Grasu	ROU	93 95 97 99 01 05 07	Discus Throw
	Felicia Moldovan	ROU	93 95 97 99 01 05 07	Javelin Throw
	Steffi Nerius	GER	93 95 99 01 03 05 07	Javelin Throw
	Amy Acuff	USA	95 97 99 01 03 05 07	High Jump
	Chandra Sturup	BAH	95 97 99 01 03 05 07	100m/200m/4x100mR
	Kajsa Bergqvist	SWE	95 97 99 01 03 05 07	High Jump
6	Jackie Joyner-Kersey	USA	83 87 91 93 95 97	Long Jump/Heptathlon
	Sabine Braun	FRG/GER	87 91 93 95 97 99	Long Jump/Heptathlon
	Aliuska López	CUB	87 91 93 95 97 99	100mH/4x100mR
	Connie Price-Smith	USA	87 91 93 95 97 99	Discus Throw/Shot Put
	Mayte Zúñiga	ESP	87 91 93 95 97 99	1500m/800m
	Kerry Saxby-Junna	AUS	87 91 93 95 99 01	10Km Walk/20km Walk
	Mary Omagbemi	NGR	87 91 93 95 01 03	100m/200m/4x100mR/4x400mR
	Graciela Mendoza	MEX	87 91 95 97 99 05	10,000m, 10Km Walk/20km Walk
	Sandie Richards	JAM	87 93 95 97 01 03	400m/4x400mR
	Nezha Bidouane	MAR	91 93 95 97 99 01	400mH
	Deon Hemmings	JAM	91 93 95 97 99 01	400mH/4x400mR
	Leah Pells	CAN	91 93 95 97 99 01	1500m/3000m/5000m
	Annarita Sidoti	ITA	91 93 95 97 99 01	10,000m, 10Km Walk/20km Walk
	Ellina Zvereva	URS/BLR	91 93 95 97 99 01	Discus Throw
	Krystyna Zabawska	POL	91 93 97 99 01 03	Shot Put
	Inga Babakova	URS/UKR	91 95 97 99 01 03	High Jump
	Derartu Tulu	ETH	91 95 97 01 03 05	3000m/5000m/10,000m/Marathon
	Venelina Veneva	BUL	91 95 99 01 03 05	High Jump
	Lyudmila Galkina	RUS	93 95 97 99 01 03	Long Jump
	Patricia Girard	FRA	93 95 97 99 01 03	100mH/4x100mR
	Valentina Gotovska	LAT	93 95 97 99 01 03	High Jump/Long Jump
	Kelly Holmes	GBR	93 95 97 99 01 03	1500m/800m
	Astrid Kumbernuss	GER	93 95 97 99 01 03	Shot Put
	Elisabetta Perrone	ITA	93 95 97 99 01 03	10,000m, 10Km Walk/20km Walk
	Carla Sacramento	POR	93 95 97 99 01 03	1500m/800m
	Kaltouma Nadjina	CHA	93 95 97 99 01 05	200m/400m
	Debbie-Ann Parris-Thymes	JAM	93 95 97 99 01 05	400mH/4x400mR
	Paula Radcliffe	GBR	93 95 97 99 01 05	3000m/5000m/10,000m/Marathon
	Nikola Tomecková/Brejchová	CZE	93 95 97 99 01 07	Javelin Throw
	Sarka Kaspárková	CZE	93 95 97 99 03 05	Triple Jump
	Kjersti Plätzer	NOR	93 95 99 01 03 07	10Km Walk/20km Walk
	Mikaela Ingberg	FIN	95 97 99 01 03 05	Javelin Throw
	Miréla Manjani/Tzelíli	ALB/GRE	95 97 99 01 03 05	Javelin Throw
	Natalya Sadova	RUS	95 97 99 01 03 05	Discus Throw
	Tünde Vaszi	HUN	95 97 99 01 03 05	Long Jump
	Debbie Ferguson McKenzie	BAH	95 97 99 01 03 07	100m/200m/4x100mR
	Susanthika Jayasinghe	SRI	95 97 99 01 03 07	100m/200m/4x100mR

	NAME	COUNTRY	YEARS CONTESTED	EVENT (S)
(6)	Taina Kolkkala	FIN	95 97 99 01 03 07	Javelin Throw
	Natalya Safronnikova	BLR	95 97 99 01 03 07	100m/200m/4x100mR/4x400mR
	Felipa Palacios	COL	95 97 99 01 05 07	100m/200m/4x100mR
	Beatrice Faumuina	NZL	95 97 99 03 05 07	Discus Throw
	Tatyana Tereshchuk-Antipova	UKR	95 97 99 03 05 07	400mH
	Yumileidi Cumbá	CUB	95 99 01 03 05 07	Shot Put
	Sonata Milusauskaitė	LTU	95 99 01 03 05 07	10Km Walk/20km Walk
	Maria Vasco	ESP	95 99 01 03 05 07	10Km Walk/20km Walk
	Yelena Antonova	UKR	97 99 01 03 05 07	Discus Throw
	Sonia Bisset	CUB	97 99 01 03 05 07	Javelin Throw
	Andrea Blackett	BAR	97 99 01 03 05 07	400mH/4x400mR
	Geovana Irusta	BOL	97 99 01 03 05 07	10,000m, 10Km Walk/20km Walk
	Nadine Kleinert	GER	97 99 01 03 05 07	Shot Put
	Endurance Ojokolo	NGR	97 99 01 03 05 07	100m/4x100mR
	Jane Saville	AUS	97 99 01 03 05 07	10,000m, 10Km Walk/20km Walk
	Svetlana Tolstaya	KAZ	97 99 01 03 05 07	10,000m, 10Km Walk/20km Walk
5	Charmaine Crooks	CAN	83 87 91 95 97	400m/800m/4x400mR
	Judy Oakes	GBR	83 87 91 95 97	Shot Put
	Beate Anders/Gummelt	GDR/GER	87 91 93 95 97	10,000m, 10Km Walk/20km Walk
	Joetta Clark	USA	87 91 93 95 97	800m
	Huang Zhihong	CHN	87 91 93 95 97	Shot Put
	Simmons Jacobs	GBR	87 91 93 95 97	100m/200m/4x100mR
	Ljudmila Ninova	BUL/AUT	87 91 93 95 97	Long Jump/Triple Jump
	Stephanie Storp	FRG/GER	87 91 93 95 97	Shot Put
	Nicole Staines	AUS	87 91 93 95 99	Long Jump
	Debbi Lawrence	USA	87 91 93 95 01	10Km Walk/20km Walk
	Kathrin Wessel	GDR/GER	87 91 93 95 01	10,000m/Marathon
	Trine Hattestad	NOR	87 91 93 97 99	Javelin Throw
	Hanne Haugland	NOR	87 93 95 97 99	High Jump
	Falilat Ogunkoya	NGR	87 95 97 99 01	200m/400m/4x100mR/4x400mR
	Marleen Renders	BEL	87 95 97 99 01	10,000m/Marathon
	Regina Jacobs	USA	87 97 99 01 03	1500m
	Sanna Hernesniemi/Kyllönen	FIN	91 93 95 97 99	100m/200m/4x100mR
	Agata Karczmarek	POL	91 93 95 97 99	Long Jump
	Manuela Machado	POR	91 93 95 97 99	Marathon
	Petya Pendareva	BUL	91 93 95 97 99	100m/200m/4x100mR
	Andrea Philipp	GER	91 93 95 97 99	100m/200m/4x100mR
	Mária Urbanik	HUN	91 93 95 97 99	10,000m, 10Km Walk/20km Walk
	Urszula Włodarczyk	POL	91 93 95 97 99	Heptathlon/Triple Jump
	Norfalia Carabali	COL/ESP	91 93 95 97 01	400m/4x400mR
	Julia Duporty	CUB	91 93 95 99 01	200m/400m/4x100mR/4x400mR
	Heike Meissner	GER	91 93 95 01 03	400mH/4x400mR
	Merlene Frazer	JAM	91 95 97 99 01	200m/400m/4x100mR/4x400mR
	Grit Breuer	GER	91 97 99 01 03	400m/4x100mR/4x400mR
	Juliet Campbell	JAM	93 95 97 99 01	200m/400m/4x100mR/4x400mR
	Natalya Dukhnova	BLR	93 95 97 99 01	800m
	Sriyani Kulawansa	SRI	93 95 97 99 01	100mH
	Liu Hongyu	CHN	93 95 97 99 01	10,000m, 10Km Walk/20km Walk
	Nicole Ramalalanirina	MAD/FRA	93 95 97 99 01	100mH
	Marcia Richardson	GBR	93 95 97 99 01	100m/4x100mR
	Dionne Rose-Henley	JAM	93 95 97 99 01	100mH/Long Jump
	Olabisi Afolabi	NGR	93 95 97 99 03	400m/4x400mR
	Heather Samuel	ANT	93 95 97 99 03	100m/200m
	Tegla Loroupe	KEN	93 95 97 99 05	10,000m/Marathon
	Melanie Paschke	GER	93 95 97 01 03	100m/200m/4x100mR
	Vita Pavlysh	UKR	93 95 97 01 03	Shot Put
	Miriam Ramón	ECU	93 95 97 05 07	10,000m, 10Km Walk/20km Walk
	Olga Bolshova	MDA	93 95 99 01 03	High Jump/Triple Jump
	Tatyana Shikolenko	BLR/RUS	93 97 99 01 03	Javelin Throw
	Helena Javornik	SLO	93 97 99 03 07	1500m/3000m/5000m/10,000m/Marathon
	Inna Gliznutsa	MDA	93 97 99 05 07	High Jump
	Yelena Govorova	UKR	95 97 99 01 03	Triple Jump
	Svetlana Kazanina	KAZ	95 97 99 01 03	Heptathlon
	Anastasia Kelesidou	GRE	95 97 99 01 03	Discus Throw
	Heli Koivula Kruger	FIN	95 97 99 01 03	4x100mR/Long Jump/Triple Jump
	Rita Ramanauskaitė	LTU	95 97 99 01 03	Javelin Throw
	Gabriela Szabo	ROU	95 97 99 01 03	1500m/3000m/5000m
	Katerína Thánou	GRE	95 97 99 01 03	100m/4x100mR
	Stilianí Tsikoúna	GRE	95 97 99 01 03	Discus Throw

NAME	COUNTRY	YEARS CONTESTED	EVENT (S)
(5) Níki Xánthou	GRE	95 97 99 01 03	Long Jump
Monica Iagar	ROU	95 97 99 01 05	High Jump
Manuela Levorato	ITA	95 97 99 01 05	100m/200m/4x100mR
Myriam Mani	CMR	95 97 99 01 07	100m/200m/4x100mR/4x400mR
Lidia Simon	ROU	95 97 99 01 07	Marathon
Savatheda Fynes	BAH	95 97 99 03 05	100m/200m/4x100mR
Marta Domínguez	ESP	95 99 01 03 05	1500m/3000m/5000m
Alenka Bikar	SLO	97 99 01 03 05	100m/200m/4x100mR
Lorraine Fenton	JAM	97 99 01 03 05	400m/4x400mR
Lauren Hewitt	AUS	97 99 01 03 05	100m/200m/4x100mR
Osleidys Menéndez	CUB	97 99 01 03 05	Javelin Throw
Johanna Manninen	FIN	97 99 01 03 07	100m/200m/4x100mR
Irina Lishchynska	UKR	97 99 01 03 07	1500m/800m
Marie Collonvillé	FRA	97 99 01 05 07	Heptathlon
Donna Fraser	GBR	97 99 01 05 07	400m/4x400mR
Christine Arron	FRA	97 99 03 05 07	100m/200m/4x100mR
Anna Söderberg	SWE	97 99 03 05 07	Discus Throw
Olimpiada Ivanova	RUS	97 01 03 05 07	10,000m, 10Km Walk/20km Walk
Cydonie Mothersill	CAY	97 01 03 05 07	100m/200m
Nuta Olaru	ROU	97 01 03 05 07	Marathon
Jo Pavey	GBR	97 01 03 05 07	1500m/3000m/5000m/10,000m
Aleen Bailey	JAM	99 01 03 05 07	100m/200m/4x100mR
Thórey Elísdróttir	ISL	99 01 03 05 07	Pole Vault
Nadine Faustin-Parker	HAI	99 01 03 05 07	100mH
Kim Gevaert	BEL	99 01 03 05 07	100m/200m/4x100mR
Ana Guevara	MEX	99 01 03 05 07	400m/4x400mR
Kim Mi-Jung	KOR	99 01 03 05 07	10Km Walk/20km Walk
Tatyana Kotova	RUS	99 01 03 05 07	Long Jump
Olga Kuzenkova	RUS	99 01 03 05 07	Hammer Throw
Brigita Langerholc	SLO	99 01 03 05 07	800m
Tatyana Lebedeva	RUS	99 01 03 05 07	Long Jump/Triple Jump
Amy Mbacké Thiam	SEN	99 01 03 05 07	400m/4x400mR
Marta Mendía	ESP	99 01 03 05 07	High Jump
Manuela Montebrun	FRA	99 01 03 05 07	Hammer Throw
Yipsi Moreno	CUB	99 01 03 05 07	Hammer Throw
Nadezhda Ostapchuk	BLR	99 01 03 05 07	Shot Put
Melanie Seeger	GER	99 01 03 05 07	10Km Walk/20km Walk
Kamila Skolimowska	POL	99 01 03 05 07	Hammer Throw



YOUNGEST & OLDEST

These show the youngest and oldest gold medallists (G), medallists (M), finalists or top eight (F) and competitors (C) in each World Championship event, with the overall youngest and oldest in those categories shown in bold

MEN

EVENT	AGE	YOUNGEST	COUNTRY	DATE	AGE	OLDEST	COUNTRY	DATE		
MEN										
100m	G 22	38	Carl Lewis	USA	8 Aug 83	33	135	Linford Christie	GBR	15 Aug 93
	M 18	318	Darrel Brown	TRI	25 Aug 03	33	135	Linford Christie	GBR	15 Aug 93
	F 18	318	Darrel Brown	TRI	25 Aug 03	35	126	Linford Christie	GBR	6 Aug 95
200m	C 15	153	Darren Tuitt	MNT	5 Aug 95	38	248	Troy Douglas	NED	5 Aug 01
	G 22	218	Calvin Smith	USA	14 Aug 83	28	59	Kostás Kénteris	GRE	9 Aug 01
	M 20	230	Wallace Spearmon	USA	11 Aug 05	32	50	Carl Lewis	USA	20 Aug 93
	F 18	355	Usain Bolt	JAM	11 Aug 05	35	331	Frankie Fredericks	NAM	29 Aug 03
400m	C 17	33	Ricky Canon	NRU	17 Aug 93	40	270	Troy Douglas	NED	27 Aug 03
	G 21	193	Jeremy Wariner	USA	12 Aug 05	31	347	Michael Johnson	USA	26 Aug 99
	M 19	321	Mike Franks	USA	10 Aug 83	31	347	Michael Johnson	USA	26 Aug 99
800m	F 18	4	Thomas Schönlebe	GDR	10 Aug 83	31	347	Michael Johnson	USA	26 Aug 99
	C 16	183	Kerth Gumbs	AIA	4 Aug 01	36	98	Kelsey Nakanelua	ASA	23 Aug 03
	G 20	278	Alfred Kirwa Yego	KEN	2 Sep 07	32	287	Paul Ruto	KEN	17 Aug 93
	M 20	150	Joaquim Cruz	BRA	9 Aug 83	32	287	Paul Ruto	KEN	17 Aug 93
1500m	F 16	301	Belal Mansoor Ali	BRN	14 Aug 05	34	315	Osmar dos Santos	BRA	31 Aug 03
	C 15	237	Mohamed Abd el Rahman	SUD	26 Aug 99	36	330	Babacar Niang	SEN	5 Aug 95
	G 21	185	Noureddine Morceli	ALG	1 Sep 91	32	260	Bernard Lagat	USA	29 Aug 07
	M 20	295	Noah Ngeny	KEN	24 Aug 99	32	260	Bernard Lagat	USA	29 Aug 07
5000m	F 18	60	Asbel Kiprop	KEN	29 Aug 07	34	220	Mike Boit	KEN	14 Aug 83
	C 16	234	Yahye Abdi Gurre	SOM	23 Aug 03	35	281	Joseph Chesire	KEN	20 Aug 93
	G 18	177	Ismael Kirui	KEN	16 Aug 93	32	264	Bernard Lagat	USA	2 Sep 07
	M 18	177	Ismael Kirui	KEN	16 Aug 93	32	264	Bernard Lagat	USA	2 Sep 07
10,000m	F 17	344	Abreham Cherkos	ETH	2 Sep 07	36	115	John Kibowen	KEN	14 Aug 05
	C 16	295	Salah Juaim	YEM	6 Aug 01	37	32	Dieudonne Lamothé	HAI	30 Aug 91
	G 20	126	Haile Gebrselassie	ETH	22 Aug 93	26	128	Haile Gebrselassie	ETH	24 Aug 99
	M 19	183	Richard Chelimo	KEN	26 Aug 91	30	128	Haile Gebrselassie	ETH	24 Aug 03
Marathon	F 17	50	Assefa Mezegebu	ETH	8 Aug 95	36	170	Carlos Lopes	POR	7 Aug 83
	C 17	47	Assefa Mezegebu	ETH	5 Aug 95	39	120	Mohamed Ezzher	FRA	24 Aug 99
	G 23	102	Gezahegn Abera	ETH	3 Aug 01	36	308	Abel Antón	ESP	28 Aug 99
	M 23	102	Gezahegn Abera	ETH	3 Aug 01	36	308	Abel Antón	ESP	28 Aug 99
3000mSC	F 20	305	Michael Rotich	KEN	30 Aug 03	37	178	Kjell-Erik Ståhl	SWE	14 Aug 83
	C 18	187	Ahmed Hassan	SOM	3 Aug 01	46	85	Patrick Dupouy*	PYF	25 Aug 07
	G 20	315	Saif Saaeed Shaheen	QAT	26 Aug 03	25	250	Patriz Ilg	FRG	12 Aug 83
	M 20	9	Brimin Kipruto	KEN	9 Aug 05	29	294	Eliseo Martín	ESP	26 Aug 03
110mH	F 18	86	Tariku Nahom	ETH	28 Aug 07	36	90	Simon Vroemen	NED	9 Aug 05
	C 18	84	Tariku Nahom	ETH	26 Aug 07	36	143	Graeme Fell	CAN	9 Aug 95
	G 22	137	Ladji Doucouré	FRA	12 Aug 05	33	25	Greg Foster	USA	29 Aug 91
400mH	M 20	48	Liu Xiang	CHN	30 Aug 03	34	164	Allen Johnson	USA	12 Aug 05
	F 19	236	Shi Dongpeng	CHN	30 Aug 03	36	19	Tony Dees	USA	25 Aug 99
	C 18	25	Liu Xiang	CHN	7 Aug 01	37	99	Chai Kim San	CAM	12 Aug 83
	G 21	301	Kerron Clement	USA	28 Aug 07	32	1	Edwin Moses	USA	1 Sep 87
High Jump	M 20	14	Llewellyn Herbert	RSA	4 Aug 97	32	272	Kriss Akabusi	GBR	27 Aug 91
	F 19	282	Kerron Clement	USA	9 Aug 05	35	195	Danny McFarlane	JAM	28 Aug 07
	C 18	312	Joseph Maritim	KEN	30 Aug 87	35	195	Danny McFarlane	JAM	28 Aug 07
	G 19	282	Gennadiy Avdyeyenko	URS	13 Aug 83	29	297	Javier Sotomayor	CUB	6 Aug 97
Pole Vault	M 19	282	Gennadiy Avdyeyenko	URS	13 Aug 83	29	297	Javier Sotomayor	CUB	6 Aug 97
	F 18	220	Patrik Sjöberg	SWE	13 Aug 83	34	155	Dragutin Topic	SRB	14 Aug 05
	C 18	12	Tim Forsyth	AUS	29 Aug 91	36	168	Dragutin Topic	SRB	27 Aug 07
	G 19	253	Sergey Bubka	URS	14 Aug 83	33	249	Sergey Bubka	UKR	10 Aug 97
Long Jump	M 19	253	Sergey Bubka	URS	14 Aug 83	33	249	Sergey Bubka	UKR	10 Aug 97
	F 19	253	Sergey Bubka	URS	14 Aug 83	34	363	Tim Lobinger	GER	1 Sep 07
	C 18	244	István Bagyula	HUN	3 Sep 87	39	339	Jeff Hartwig	USA	30 Aug 07
	G 22	40	Carl Lewis	USA	10 Aug 83	29	283	Mike Powell	USA	20 Aug 93
Triple Jump	M 20	215	James Beckford	JAM	12 Aug 95	35	173	Larry Myricks	USA	30 Aug 91
	F 19	287	Hussein Al-Sabee	KSA	28 Aug 99	35	173	Larry Myricks	USA	30 Aug 91
	C 17	230	Josey Wells	BAH	9 Aug 83	35	173	Larry Myricks	USA	30 Aug 91
	G 22	216	Khristo Markov	BUL	31 Aug 87	35	88	Jonathan Edwards	GBR	6 Aug 01
	M 21	191	Yoandri Betanzos	CUB	25 Aug 03	35	88	Jonathan Edwards	GBR	6 Aug 01
	F 18	22	Yoelbi Quesada	CUB	26 Aug 91	37	107	Jonathan Edwards	GBR	25 Aug 03
	C 18	21	Yoelbi Quesada	CUB	25 Aug 91	37	107	Jonathan Edwards	GBR	25 Aug 03

EVENT	AGE	YOUNGEST	COUNTRY	DATE	AGE	OLDEST	COUNTRY	DATE		
Shot Put	G 23	70	John Godina	USA	9 Aug 95	32	41	Werner Günthör	SUI	21 Aug 93
	M 20	279	Ulf Timmermann	GDR	7 Aug 83	33	59	Oliver-Sven Buder	GER	21 Aug 99
	F 18	257	Manuel Martínez	ESP	21 Aug 93	45	244	Ivan Ivancic	YUG	7 Aug 83
	C 18	256	Manuel Martínez	ESP	20 Aug 93	45	244	Ivan Ivancic	YUG	7 Aug 83
Discus Throw	G 24	60	Lars Riedel	GER	27 Aug 91	34	41	Lars Riedel	GER	8 Aug 01
	M 22	314	Robert Harting	GER	28 Aug 07	40	71	John Powell	USA	4 Sep 87
	F 22	95	Jason Tunks	CAN	10 Aug 97	40	71	John Powell	USA	4 Sep 87
Hammer Throw	C 18	232	Robert McNabb	COK	8 Aug 97	41	72	Romas Ubartas	LTU	6 Aug 01
	G 25	35	Szymon Ziółkowski	POL	5 Aug 01	36	75	Yuriy Sedykh	URS	25 Aug 91
	M 22	277	Zdzislaw Kwasny	POL	10 Aug 83	36	94	Vasilii Sidorenko	RUS	3 Aug 97
	F 19	168	Olli-Pekka Karjalainen	FIN	22 Aug 99	40	233	Igor Astapkovich	BLR	25 Aug 03
Javelin Throw	C 19	27	Sherif El Hennawi	EGY	24 Aug 91	43	157	Ed Burke	USA	8 Aug 83
	G 21	313	Marius Corbett	RSA	5 Aug 97	35	57	Jan Zelezny	CZE	12 Aug 01
	M 21	75	Jan Zelezny	TCH	30 Aug 87	35	57	Jan Zelezny	CZE	12 Aug 01
Decathlon	F 19	79	Aleksandr Ivanov	RUS	12 Aug 01	41	143	Peter Blank	GER	31 Aug 03
	C 18	340	Kim Jae-Sang	KOR	29 Aug 87	41	143	Peter Blank	GER	31 Aug 03
	G 24	164	Torsten Voss	GDR	4 Sep 87	32	279	Roman Sebrle	CZE	1 Sep 07
	M 21	256	Dean Macey	GBR	25 Aug 99	32	279	Roman Sebrle	CZE	1 Sep 07
20Km Walk	F 18	284	Yordani García	CUB	1 Sep 07	34	148	Lev Lobodin	RUS	27 Aug 03
	C 18	284	Yordani García	CUB	1 Sep 07	36	30	Kip Janvrin	USA	7 Aug 01
	G 21	152	Michele Didoni	ITA	6 Aug 95	34	140	Maurizio Damilano	ITA	24 Aug 91
	M 18	346	Viktor Burayev	RUS	4 Aug 01	37	221	José Marín	ESP	30 Aug 87
50Km Walk	F 18	346	Viktor Burayev	RUS	4 Aug 01	37	221	José Marín	ESP	30 Aug 87
	C 18	34	Li Gaobo	CHN	26 Aug 07	43	336	Bengt Bengtsson	SWE	6 Aug 05
	G 22	358	Ivano Brugnetti	ITA	25 Aug 99	37	258	Veniamin Soldatenko	URS	18 Sep 76
	M 20	229	Alex Schwarzer	ITA	12 Aug 05	39	247	German Skurygin	RUS	27 Aug 03
4x100mR	F 20	229	Alex Schwarzer	ITA	12 Aug 05	39	247	German Skurygin	RUS	27 Aug 03
	C 18	179	Bengt Simonsen	SWE	18 Sep 76	46	165	Jorge Costa	POR	1 Sep 07
	G 21	136	Eddy de Lépine	FRA	13 Aug 05	30	354	Jon Drummond	USA	29 Aug 99
	M 16	305	Darrel Brown	TRI	12 Aug 01	40	274	Troy Douglas	NED	31 Aug 03
4x400mR	F 16	277	Ibrahim Meité	CIV	22 Aug 93	40	274	Troy Douglas	NED	31 Aug 03
	C 15	174	Yahya Saed Al-Kahes	KSA	12 Aug 01	40	274	Troy Douglas	NED	31 Aug 03
	G 20	309	Danny Everett	USA	6 Sep 87	35	51	Timothy Munnings	BAH	12 Aug 01
	M 18	5	Kunle Adejuyigbe	NGR	13 Aug 95	35	51	Timothy Munnings	BAH	12 Aug 01
	F 17	354	Renny Quow	TRI	14 Aug 05	35	93	Robert Mackowiak	POL	14 Aug 05
	C 16	354	Masoud Al-Rhaman	QAT	31 Aug 91	35	93	Robert Mackowiak	POL	14 Aug 05

* Marathon runner Ayele Setegne ISR – who was previously listed as the oldest ever competitor at 50 years 124 days in 2005 – was actually born in 1962 and not 1955 as submitted in various entry lists. Therefore he was 43 years old in Helsinki and not 50. It is correct that April 11, 1955 is his official birth date according to his Ethiopian passport and Israeli identity card. The 1955 date is from the Ethiopian calendar which runs seven years later than that in common use. An actual birthdate of April 11, 1962 has been confirmed by the athlete, and to the IAAF by the Israeli AA, who explain that for official purposes he must use the earlier date as this is what appears on his Israeli papers, which apparently cannot be changed.

WOMEN

100m	G 21	278	Kathrin Krabbe	GER	27 Aug 91	30	56	Gwen Torrence	USA	7 Aug 95
	M 21	278	Kathrin Krabbe	GER	27 Aug 91	35	89	Merlene Ottey	JAM	7 Aug 95
	F 19	72	Nikole Mitchell	JAM	16 Aug 93	37	85	Merlene Ottey	JAM	3 Aug 97
	C 14	5	Tehani Kirby	NMI	26 Aug 91	47	108	Merlene Ottey	SLO	26 Aug 07
200m	G 19	267	Allyson Felix	USA	12 Aug 05	35	92	Merlene Ottey	JAM	10 Aug 95
	M 19	267	Allyson Felix	USA	12 Aug 05	37	90	Merlene Ottey	JAM	8 Aug 97
	F 19	212	Mary Onyali	NGR	3 Sep 87	37	90	Merlene Ottey	JAM	8 Aug 97
	C 15	323	Fowzio Abdikarim Sheikh	SOM	29 Aug 07	43	108	Merlene Ottey	SLO	26 Aug 03
400m	G 23	104	Christine Ohuruogu	GBR	29 Aug 07	32	196	Jarmila Kratochvílová	TCH	10 Aug 83
	M 19	192	Grit Breuer	GER	27 Aug 91	32	196	Jarmila Kratochvílová	TCH	10 Aug 83
	F 19	192	Grit Breuer	GER	27 Aug 91	33	301	Tatyana Alekseyeva	RUS	4 Aug 97
800m	C 15	7	Dijana Kojic	BIH	2 Aug 97	34	292	Sandie Richards	JAM	25 Aug 03
	G 20	294	Maria Mutola	MOZ	17 Aug 93	34	139	Ana Fidelia Quirot	CUB	9 Aug 97
	M 20	294	Maria Mutola	MOZ	17 Aug 93	36	311	Letitia Vriesde	SUR	12 Aug 01
1500m	F 18	303	Maria Mutola	MOZ	26 Aug 91	38	7	Lyubov Gurina	RUS	13 Aug 95
	C 14	334	Hind Musa	SUD	9 Aug 01	40	306	Letitia Vriesde	SUR	7 Aug 05
	G 19	241	Liu Dong	CHN	22 Aug 93	31	224	Svetlana Masterkova	RUS	29 Aug 99
	M 19	240	Anita Weyermann	SUI	5 Aug 97	36	134	Violeta Szekely	ROU	7 Aug 01
3000m	F 18	33	Nelya Neparadna	UKR	31 Aug 03	38	154	Ruth Wysocki	USA	9 Aug 95
	C 14	217	Lamberte Nyabamikazi	BDI	4 Aug 01	38	154	Ruth Wysocki	USA	9 Aug 95
	G 20	130	Birgit Friedmann	FRG	16 Aug 80	30	14	Tatyana Dorovskikh	URS	26 Aug 91
	M 20	130	Birgit Friedmann	FRG	16 Aug 80	37	34	Maricica Puica	ROM	1 Sep 87
	F 16	226	Annemari Sandell	FIN	16 Aug 93	37	34	Maricica Puica	ROM	1 Sep 87
	C 14	262	Tevdeshigmed Enh Od	MGL	14 Aug 93	37	34	Maricica Puica	ROM	1 Sep 87

EVENT	AGE	YOUNGEST	COUNTRY	DATE	AGE	OLDEST	COUNTRY	DATE
5000m	G 17 333	Tirunesh Dibaba*	ETH	30 Aug 03	30 14	Tatyana Dorovskikh	URS	26 Aug 91
	M 17 333	Tirunesh Dibaba*	ETH	30 Aug 03	37 34	Maricica Puica	ROU	1 Sep 87
	F 16 226	Annemari Sandell	FIN	16 Aug 93	38 35	Teresa Recio	ESP	11 Aug 01
	C 14 281	Wisam Abu Bekheet	PLE	9 Aug 01	39 254	Nora Rocha	MEX	29 Aug 07
10,000m	G 19 137	Sally Barsosio	KEN	5 Aug 97	31 167	Ingrid Kristiansen	NOR	4 Sep 87
	M 15 153	Sally Barsosio	KEN	21 Aug 93	32 16	Berhane Adere	ETH	6 Aug 05
	F 15 153	Sally Barsosio	KEN	21 Aug 93	38 124	Edith Masai	KEN	6 Aug 05
	C 14 267	Tevdeshigmed Enh Od	MGL	19 Aug 93	38 277	Francie Larrieu Smith	USA	27 Aug 91
Marathon	G 23 327	Junko Asari	JPN	15 Aug 93	35 43	Catherine Ndereba	KEN	2 Sep 07
	M 21 280	Ari Ichihashi	JPN	29 Aug 99	35 203	Constantina Tomescu-Dita	ROU	14 Aug 05
	F 21 56	Shitaye Gemechu	ETH	12 Aug 01	40 151	Edith Masai	KEN	2 Sep 07
	C 14 274	Su Su-Ning	TPE	15 Aug 93	45 285	Joyce Smith	GBR	7 Aug 83
3000mSC	G 23 187	Dorcus Inzikuru	UGA	8 Aug 05	29 192	Yekaterina Volkova	RUS	27 Aug 07
	M 23 187	Dorcus Inzikuru	UGA	8 Aug 05	29 192	Yekaterina Volkova	RUS	27 Aug 07
	F 19 237	Ruth Nyangau	KEN	27 Aug 07	34 248	Mardrea Hyman	JAM	27 Aug 07
	C 17 72	Karoline Grøvdal	NOR	25 Aug 07	34 269	Minori Hayakari	JPN	25 Aug 07
100mH	G 22 363	Perdita Felicien	CAN	27 Aug 03	33 111	Lyudmila Engquist	SWE	10 Aug 97
	M 21 241	Glory Alozie	NGR	28 Aug 99	35 129	Lyudmila Engquist	SWE	28 Aug 99
	F 20 290	LaVonna Martin	USA	4 Sep 87	35 141	Patricia Girard	FRA	27 Aug 03
	C 17 75	Manuela Bosco	FIN	25 Aug 99	36 280	Gail Devers	USA	26 Aug 03
400mH	G 20 292	Jana Pittman	AUS	28 Aug 03	31 324	Nezha Bidouane	MAR	8 Aug 01
	M 19 305	Petra Pfaff	GDR	16 Aug 80	36 226	Sandra Glover	USA	13 Aug 05
	F 19 137	Esther Mahr	USA	16 Aug 80	36 226	Sandra Glover	USA	13 Aug 05
	C 16 99	Mirenda Francourt	SEY	26 Aug 91	37 321	Tatyana Tereshchuk-Antipova	UKR	28 Aug 07
High Jump	G 20 337	Ioamnet Quintero	CUB	21 Aug 93	32 63	Inga Babakova	UKR	29 Aug 99
	M 20 243	Emma Green	SWE	8 Aug 05	34 46	Inga Babakova	UKR	12 Aug 01
	F 17 277	Blanka Vlasic	CRO	12 Aug 01	34 46	Inga Babakova	UKR	12 Aug 01
	C 16 139	Zheng Xingjuan	CHN	6 Aug 05	36 63	Inga Babakova	UKR	29 Aug 03
Pole Vault	G 23 40	Svetlana Feofanova	RUS	25 Aug 03	30 134	Stacy Dragila	USA	6 Aug 01
	M 20 360	Monika Pyrek	POL	6 Aug 01	30 134	Stacy Dragila	USA	6 Aug 01
	F 20 322	Caroline Hingst	GER	6 Aug 01	32 153	Stacy Dragila	USA	25 Aug 03
	C 16 306	Vicky Parnov	AUS	26 Aug 07	34 135	Stacy Dragila	USA	7 Aug 05
Long Jump	G 18 241	Heike Daute	GDR	14 Aug 83	31 238	Fiona May	ITA	7 Aug 01
	M 18 241	Heike Daute	GDR	14 Aug 83	33 64	Niurka Montalvo	ESP	7 Aug 01
	F 18 241	Heike Daute	GDR	14 Aug 83	37 361	Valentina Gotovska	LAT	30 Aug 03
	C 17 284	Beatrice Utundu	NGR	3 Sep 87	37 361	Valentina Gotovska	LAT	30 Aug 03
Triple Jump	G 22 291	Yargelis Savigne	CUB	31 Aug 07	29 275	Trecia Smith	JAM	7 Aug 05
	M 20 267	Yargelis Savigne	CUB	7 Aug 05	32 26	Yolanda Chen	RUS	21 Aug 93
	F 19 190	Ren Ruiping	CHN	10 Aug 95	34 15	Yolanda Chen	RUS	10 Aug 95
	C 16 304	Maria Londa	INA	29 Aug 07	35 179	Antonella Capriotti	ITA	2 Aug 97
Shot Put	G 22 324	Valerie Vili	NZL	26 Aug 07	34 75	Svetlana Krivelyova	RUS	27 Aug 03
	M 20 311	Valerie Vili	NZL	13 Aug 05	34 224	Vita Pavlysh	UKR	27 Aug 03
	F 18 214	Gong Lijiao	CHN	26 Aug 07	38 112	Li Meisu	CHN	7 Aug 97
	C 18 214	Gong Lijiao	CHN	26 Aug 07	39 172	Judy Oakes	GBR	5 Aug 97
Discus Throw	G 22 241	Martina Opitz	GDR	10 Aug 83	40 268	Ellina Zvereva	BLR	11 Aug 01
	M 22 41	Darya Pishchalnikova	RUS	29 Aug 07	40 268	Ellina Zvereva	BLR	11 Aug 01
	F 18 156	Ilke Wyludda	GDR	31 Aug 87	41 302	Irina Yatchenko	BLR	29 Aug 07
	C 16 304	Siniva Marsters	COK	7 Aug 97	41 302	Irina Yatchenko	BLR	29 Aug 07
Hammer Throw	G 20 261	Yipsi Moreno	CUB	7 Aug 01	34 312	Olga Kuzenkova	RUS	12 Aug 05
	M 20 261	Yipsi Moreno	CUB	7 Aug 01	34 312	Olga Kuzenkova	RUS	12 Aug 05
	F 18 177	Zhang Wenxiu	CHN	7 Aug 01	35 148	Lorraine Shaw	GBR	28 Aug 03
	C 16 293	Kamila Skolimowska	POL	24 Aug 99	38 253	Elena Teloni	CYP	26 Aug 03
Javelin Throw	G 21 265	Osleidys Menéndez	CUB	6 Aug 01	31 113	Trine Hattestad	NOR	9 Aug 97
	M 21 10	Mikaela Ingberg	FIN	8 Aug 95	35 112	Tatyana Shikolenko	RUS	30 Aug 03
	F 17 268	Osleidys Menéndez	CUB	9 Aug 97	40 59	Laverne Eve	BAH	14 Aug 05
	C 15 283	Liang Lili	CHN	26 Aug 99	42 74	Laverne Eve	BAH	29 Aug 07
Heptathlon	G 20 202	Carolina Klüft	SWE	23 Aug 03	32 46	Sabine Braun	GER	4 Aug 97
	M 20 202	Carolina Klüft	SWE	23 Aug 03	35 147	Jane Frederick	USA	1 Sep 87
	F 20 201	Regla Cardenas	CUB	10 Aug 95	35 147	Jane Frederick	USA	1 Sep 87
	C 18 273	Eunice Barber	SLE	17 Aug 93	36 196	Tatyana Alisevich	BLR	6 Aug 05
10Km Walk (10,000m Walk)	G 18 135	Irina Stankina	RUS	7 Aug 95	28 181	Irina Strakhova	URS	1 Sep 87
	M 18 135	Irina Stankina	RUS	7 Aug 95	31 210	Ileana Salvador	ITA	14 Aug 93
	F 16 153	Jin Bingyie	CHN	1 Sep 87	32 360	Anikó Szabeczky	HUN	7 Aug 97
	C 16 153	Jin Bingyie	CHN	1 Sep 87	43 333	Helen Low Guan Hoon	SIN	14 Aug 93
20Km Walk	G 23 269	Liu Hongyu	CHN	27 Aug 99	37 204	Yelena Nikolayeva	RUS	24 Aug 03
	M 23 269	Liu Hongyu	CHN	27 Aug 99	38 86	Kerry Saxby-Junna	AUS	27 Aug 99
	F 21 234	Athanasía Tsoumeléka	GRE	24 Aug 03	38 86	Kerry Saxby-Junna	AUS	27 Aug 99
	C 19 51	Song Hongjuan	CHN	24 Aug 03	44 284	Teresa Vaill	USA	31 Aug 07

EVENT	AGE	YOUNGEST	COUNTRY	DATE	AGE	OLDEST	COUNTRY	DATE
4x100mR	G 19 51	Silke Gladisch	GDR	10 Aug 83	35 144	Patricia Girard	FRA	30 Aug 03
	M 18 277	Aleen Bailey	JAM	29 Aug 99	35 144	Patricia Girard	FRA	30 Aug 03
	F 17 66	Vernicha James	GBR	11 Aug 01	37 182	Angela Bailey	CAN	29 Aug 99
	C 16 221	Elizabeth Wilson	GHA	10 Aug 83	43 111	Merlene Ottey	SLO	29 Aug 03
4x400mR	G 18 186	Sanya Richards	USA	31 Aug 03	36 361	Jearl Miles Clark	USA	31 Aug 03
	M 18 186	Sanya Richards	USA	31 Aug 03	36 361	Jearl Miles Clark	USA	31 Aug 03
	F 15 237	Doris Jacob	NGR	10 Aug 97	36 361	Jearl Miles Clark	USA	31 Aug 03
	C 15 236	Doris Jacob	NGR	9 Aug 97	37 202	Norfalia Carabalí	ESP	11 Aug 01

* Dibaba's 2003 World Championship entry form listed a birthdate of June 1, 1985 which would mean she was 18 years and 90 days when she won that year. At subsequent events a birthdate of October 1, 1985 was given for her and it is this date on which the statistics above are based.

YOUNGEST EVER CHAMPIONS

Men

5000m	18 177	Ismael Kirui	KEN	16 Aug 93
5000m	18 299	Eliud Kipchoge	KEN	31 Aug 03
Pole Vault	19 253	Sergey Bubka	URS	14 Aug 83
High Jump	19 282	Gennadiy Avdyeyenko	URS	13 Aug 83
10,000m	20 126	Haile Gebrselassie	ETH	22 Aug 93
5000m	20 174	Ismael Kirui	KEN	13 Aug 95
5000m	20 265	Richard Limo	KEN	10 Aug 01
800m	20 278	Alfred Kirwa Yego	KEN	2 Sep 07
4x400mR	20 309	Danny Everett	USA	6 Sep 87
3000mSC	20 315	Saif Saaeed Shaheen	QAT	26 Aug 03

Women

5000m	17 333	Tirunesh Dibaba	ETH	30 Aug 03	(Assuming her birthdate is October 1, 1985)
10Km Walk	18 135	Irina Stankina	RUS	7 Aug 95	
4x400mR	18 186	Sanya Richards	USA	31 Aug 03	
Long Jump	18 241	Heike Daute	GDR	14 Aug 83	
4x100mR	19 51	Silke Gladisch	GDR	10 Aug 83	
10,000m	19 137	Sally Barsosio	KEN	5 Aug 97	
1500m	19 241	Liu Dong	CHN	22 Aug 93	
200m	19 267	Allyson Felix	USA	12 Aug 05	
10,000m	19 309	Tirunesh Dibaba	ETH	6 Aug 05	(Assuming her birthdate is October 1, 1985)
5000m	19 316	Tirunesh Dibaba	ETH	13 Aug 05	(Assuming her birthdate is October 1, 1985)

OLDEST EVER CHAMPIONS

Men

50km Walk	37 258	Veniamin Soldatenko	URS	18 Sep 76
Marathon	36 308	Abel Antón	ESP	28 Aug 99
Hammer Throw	36 075	Yuriy Sedykh	URS	25 Aug 91
Triple Jump	35 088	Jonathan Edwards	GBR	6 Aug 01
Javelin Throw	35 057	Jan Zelezny	CZE	12 Aug 01
4x400mR	35 051	Timothy Munnings	BAH	12 Aug 01
50km Walk	35 028	Robert Korzeniowski	POL	27 Aug 03
Marathon	34 290	Abel Antón	ESP	10 Aug 97
20km Walk	34 140	Maurizio Damilano	ITA	24 Aug 91
Discus Throw	34 041	Lars Riedel	GER	8 Aug 01

Women

Discus Throw	40 268	Ellina Zvereva	BLR	11 Aug 01
Discus Throw	39 219	Franka Dietzsch	GER	29 Aug 07
Discus Throw	37 298	Irina Yatchenko	BLR	25 Aug 03
20Km Walk	37 204	Yelena Nikolayeva	RUS	24 Aug 03
Discus Throw	37 201	Franka Dietzsch	GER	11 Aug 05
4x400mR	36 361	Jearl Miles Clark	USA	31 Aug 03
4x100mR	35 144	Patricia Girard	FRA	30 Aug 03
200m	35 092	Merlene Ottey	JAM	10 Aug 95
Marathon	35 043	Catherine Ndereba	KEN	2 Sep 07
20Km Walk	34 346	Olimpiada Ivanova	RUS	7 Aug 05

PLACING TABLES

Eight points are given for a gold medal down to one for eighth place. Points are shared in the case of a tie.

Number of World Championship events

	Men	Women	Totals
Malmö 1976	1	-	1
Sittard 1980	-	2	2
Helsinki 1983	24	17	41
Rome 1987	24	19	43
Tokyo 1991	24	19	43
Stuttgart 1993	24	20	44
Gothenburg 1995	24	20	44
Athens 1997	24	20	44
Seville 1999	24	22	46
Edmonton 2001	24	22	46
Paris 2003	24	22	46
Helsinki 2005	24	23	47
Osaka 2007	24	23	47
Totals	245	229	494

The columns in the overall placing tables do not all add up to 494 because of various ties, non-finishers, disqualifications and non-starters.

Malmö 1976, Sittard 1980, Helsinki 1983, Rome 1987, Tokyo 1991, Stuttgart 1993, Gothenburg 1995, Athens 1997, Seville 1999, Edmonton 2001, Paris 2003, Helsinki 2005 & Osaka 2007

OVERALL

	Gold	Silver	Bronze	4th	5th	6th	7th	8th	Medals	Points
USA	110	60	57+1=	38+3=	51+2=	37+2=	49	44+3=	228	2319.5
GER ¹	48	45	50+1=	54+2=	52+1=	45+1=	40+2=	30	144	1744.5
RUS	33	46+5=	36+2=	43+2=	29+1=	34+1=	25	26	122	1369.5
URS ²	23	25+2=	28	21+1=	17	12	11	17+1=	78	793
GBR	14	23	26	27+2=	27	19	19	13	63	789
KEN	27	22	23	19	17	13	25	12	72	772
JAM	7	32	27+1=	12	11	17	16	12	67	646.5
CUB	17	15+1=	6	22	3+2=	15	17	12	39	503.5
FRA	9	12	10	17	23	19	13+1=	19+1=	31	496.1
ITA	11	13+1=	12	10	13+2=	19	24+1=	18	37	490
ESP	6	15	12	12	14	20	11	14	33	437
ETH	16	14	11	8	3	9	10	6	41	397
POL	8	4	11	12+1=	15	10+1=	15	14+2=	23	359.8
UKR	8	8+1=	11	12	11	8+1=	14+1=	7	28	358.1
CHN	8	7	8	11	17	10	14	10	23	352
BLR	10	13	11	5	7	10	11	6	34	348
ROU	5	8	8	6+1=	11	14	4+1=	8	21	282
MAR	10	11	6	7	5	5	6	5	27	280
AUS	7	6	8	8	11	5	12	8+1=	21	277.3
FIN	7	7	6	10	10	7	4	8	20	268
CAN	4	7	5	6	10	11+3=	7	15	16	250.5
JPN	3	5	10	7	8	8	7	8	18	232
SWE	7	4	5	6+2=	6+1=	7+1=	7+2=	8	16	226.7
BUL	5	3	7	9	6+1=	5	8	9	15	215.5
CZE	10	3	3	5+1=	5+2=	5+2=	4	5	16	208
POR	5	5	5	7	5	5	7	3	15	192
GRE	4	6	9	2	3	8	5	6	19	190
BAH	7	4	5	5	4+1=	2	3	3	16	173.5
BRA	-	5	5	6	7	6+1=	4	6	10	157.5
HUN	-	4	5	11	3	5	6+1=	4	9	157.5
NGR	-	3	3	6	8	12	7	5	6	156
NOR	5	3	3	4+2=	4	4	2	3	11	143
TCH ³	4	4	3	3	2	6	6	2	11	133
RSA	5	3	2	2	3	6	5	8	10	131
MEX	3	2	6	6	2	3	1	4	11	127
ALG	6	-	3	1	4	1	1	2	9	94
SUI	4	-	3	3	3	2	-	3	7	86

	Gold	Silver	Bronze	4th	5th	6th	7th	8th	Medals	Points
NED	1	3	3	2	1	3+1=	3	6	7	84.5
LTU	2	2	1	3	1	2	-	1+1=	5	62.5
EST	2	3	-	2	-	2	3	1	5	60
NAM	1	4	-	2	1	1	1	1	5	56
NZL	2	-	1	2	3	3	1	-	3	55
IRL	2	2	-	2	-	3	2	1+1=	4	54.5
TRI	1	3	2	-	1	1	2	2	6	54
MOZ	3	1	1	2	-	-	1	-	5	49
KAZ	-	2	3	1	-	-	2=	4	5	43.1
DEN	3	-	1	2	-	-	1	1	4	43
QAT	2	1	-	2	-	1	3	-	3	42
SLO	-	1	1	1	4	1	1+1=	1	2	41
BRN	3	1	-	-	-	2	1	-	4	39
BEL	-	-	3	-	2	3	1	2	3	39
YUG	-	-	-	2	3	2	2	2+1=	0	34.3
UGA	1	1	1	2	-	1	-	-	3	34
ECU	3	1	-	-	-	-	-	1	4	32
GHA	-	1	1	1	1	-	3	3	2	31
DOM	2	1	-	-	1	-	1	1	3	30
SEN	1	-	1	-	1	1	4	1	2	30
AUT	-	1	1	-	-	2	5	1	2	30
TUR	-	2	-	-	3	-	-	2	2	28
LAT	-	-	-	2	1	2	2	3	0	27
ZAM	1	2	-	-	1	-	-	-	3	26
KSA	-	-	1	2	2	-	-	2	1	26
TAN	-	1	-	-	3	2	-	-	1	25
BAR	-	-	-	3	-	3	-	1	0	25
SKN	1	-	1+1=	-	1	-	-	-	3	23.5
SUR	-	1	1	1	1	-	-	-	2	22
BDI	-	1	1	-	1	1	1	-	2	22
BER	-	1	-	-	2	2	-	1	1	22
CMR	-	2	-	-	-	1	2	-	2	21
MRI	-	-	-	1	3	1	-	-	0	20
ISR	-	1	1	-	-	-	2	-	2	17
SVK	-	-	2	-	-	1	-	2	2	17
TJK	2	-	-	-	-	-	-	-	2	16
SOM	1	-	1	-	-	-	-	-	2	14
SYR	1	-	1	-	-	-	-	-	2	14
CRO	1	-	-	-	-	1	1	1	1	14
DJI	-	2	-	-	-	-	-	-	2	14
TUN	-	-	1	-	2	-	-	-	1	14
ERI	-	-	-	2	-	1	-	1	0	14
PAN	1	-	-	-	-	1	1	-	1	13
SRI	-	1	1	-	-	-	-	-	2	13
CAY	-	-	1	-	1	-	-	3	1	13
COL	-	-	-	-	1	2	1	1	0	13
PRK	1	-	-	-	1	-	-	-	1	12
AHO	-	-	-	-	2	1	-	-	0	11
IND	-	-	1	-	1	-	-	-	1	10
DMA	-	-	1	-	-	1	-	-	1	9
SUD	-	-	-	1	1	-	-	-	0	9
KOR	-	-	-	1	-	1=	-	1	0	8.5
CIV	-	-	-	-	1	-	2	-	0	8
ASA	-	-	1	-	-	-	-	-	1	6
CYP	-	-	1	-	-	-	-	-	1	6
HAI	-	-	1	-	-	-	-	-	1	6
GRN	-	-	-	-	-	2	-	-	0	6
ISL	-	-	-	-	-	2	-	-	0	6
ZIM	-	-	-	-	-	2	-	-	0	6
SLE	-	-	-	1	-	-	-	-	0	5
CHA	-	-	-	-	1	-	-	-	0	4
IWP (YUG)	-	-	-	-	1	-	-	-	0	4
UZB	-	-	-	-	1	-	-	-	0	4
CHI	-	-	-	-	-	1	-	-	0	3
EGY	-	-	-	-	-	1	-	-	0	3
SCG	-	-	-	-	-	-	1	1	0	3
IRI	-	-	-	-	-	-	1	-	0	2
RWA	-	-	-	-	-	-	1	-	0	2
ARG	-	-	-	-	-	-	-	1	0	1
Totals	494	489+10=	486+6=	483+17=	480+13=	480+15=	470+12=	432+11=	1485	17,708

1997	Gold	Silver	Bronze	4th	5th	6th	7th	8th	Medals	Points	1999	Gold	Silver	Bronze	4th	5th	6th	7th	8th	Medals	Points
AUS	-	-	2	-	-	-	-	-	2	12	Seville 1999										
NOR	-	-	-	1=	1	-	1	-	0	10.5											
NGR	-	1	-	-	-	1	-	-	1	10											
CZE	1	-	-	-	-	-	-	1	1	9											
DEN	1	-	-	-	-	-	-	1	1	9											
CHN	-	-	-	1	1	-	-	-	0	9											
LTU	-	1	-	-	-	-	-	-	1	7											
UGA	-	1	-	-	-	-	-	-	1	7											
SVK	-	-	1	-	-	-	-	-	1	6											
ALG	-	-	-	1	-	-	-	1	0	6											
HUN	-	-	-	1	-	-	-	-	0	5											
KSA	-	-	-	1	-	-	-	-	0	5											
GHA	-	-	-	-	1	-	-	1	0	5											
BER	-	-	-	-	1	-	-	-	0	4											
TUN	-	-	-	-	1	-	-	-	0	4											
UZB	-	-	-	-	1	-	-	-	0	4											
ZAM	-	-	-	-	1	-	-	-	0	4											
BAR	-	-	-	-	-	1	-	-	0	3											
DMA	-	-	-	-	-	1	-	-	0	3											
EST	-	-	-	-	-	1	-	-	0	3											
JPN	-	-	-	-	-	1	-	-	0	3											
NED	-	-	-	-	-	1	-	-	0	3											
POR	-	-	-	-	-	1	-	-	0	3											
QAT	-	-	-	-	-	1	-	-	0	3											
ZIM	-	-	-	-	-	1	-	-	0	3											
ISR	-	-	-	-	-	-	1	-	0	2											
SEN	-	-	-	-	-	-	1	-	0	2											
BEL	-	-	-	-	-	-	-	1	0	1											
KOR	-	-	-	-	-	-	-	1	0	1											
Totals	24	24	24	23+2=	23	24	24	20	72	860	Seville 1999 OVERALL Gold Silver Bronze 4th 5th 6th 7th 8th Medals Points USA 10 3 4 4+2= 3 7 2 2+1= 17 193 GER 4 4 3+1= 3+1= 5 5 4+1= 2 12 149.5 RUS 5 4 3 3 3 2 1 5 12 126 GBR 1 4 2 1 2 1 2 2 7 70 KEN 1 4 1 - 3 1 4 - 6 65 ETH 2 - 3 2 1 3 2 1 5 62 CUB 2 2 - 3 - 3 2 - 4 58 AUS 1 1 2 2 3 1 3 - 4 58 ITA 2 2 - - 3 3 1 2 4 55 JAM - 2 3+1= - 2 1 2 2 6 54.5 ESP 2 1 1 2 1 2 - 3 4 52 UKR 1 1 2 1 2 - 4 - 4 48 GRE 2 2 2 - - 1 - 1 6 46 FRA 1 2 - 2 - 2 1 3 3 43 MAR 2 2 1 1 - - - 1 5 42 CZE 2 - 1 1+1= - 1+2= - 1 3 40 ROU 2 - 2 1 - 1 - 2 4 38 POL 1 - - - 4 - 3 1 1 31 CHN 1 1 - 1 1 1 1 1 2 30 JPN - 1 1 1 1 1 1 1 2 28 BRA - 2 1 1 - - - 1 3 26 HUN - 1 - 3 - - 1 - 1 24 NGR - 1 1 1 - 1 - 1 2 22 POR - - - 2 2 - 1 - 0 20 CAN - 2 - - - - 1+1= - 2 19.5 BAH 1 - - - 1 1 1 - 1 17 RSA - 1 1 - - - 1 - 2 16 SWE - - 1 1= 1 - 1 - 1 16 BUL - 1 - - 2 - - - 1 15 BAR - - - 3 - - - 0 15 FIN 1 - - - 1 - - 1 13 MEX - - 2 - - - - 2 12 NOR - - 1 1 - - - 1 11 BLR - - - 1 - 1 1 1 0 11 LTU - - - 1 1 - - 1 0 10 KAZ - - - 1 - - 1= 2 0 8.5 DEN 1 - - - - - - - 1 8 PRK 1 - - - - - - - 1 8 YUG - - - 1 - 1 - - 0 8 ECU - 1 - - - - - - 1 7 MOZ - 1 - - - - - - 1 7 BEL - - 1 - - - - 1 1 7 ALG - - 1 - - - - - 1 6 ASA - - 1 - - - - - 1 6 ISR - - 1 - - - - - 1 6 SLO - - 1 - - - - - 1 6 SUI - - 1 - - - - - 1 6 SYR - - 1 - - - - - 1 6 NZL - - - - 1 - 1 - 0 6 TUR - - - - 1 - - - 0 4 AUT - - - - - - 2 - 0 4 SVK - - - - - 1 - - 0 3 KOR - - - - - 1= - - 0 2.5 SEN - - - - - - - 1 0 2 CAY - - - - - - - 1 0 1 NED - - - - - - - 1 0 1 IRL - - - - - - - 1= 0 0.5 Totals 46 46 45+2= 43+5= 44 43+4= 42+2= 40+2= 139 1650 MEN Gold Silver Bronze 4 5 6 7 8 Medals Points USA 6 - 3 2+1= 1 4 2 2+1= 9 103 GER 2 2 2 1+1= 3 3 1+1= 1 6 77 KEN 1 4 - - 3 1 4 - 5 59 GBR 1 2 2 1 - 1 2 1 5 47 ITA 2 1 - - 3 2 1 1 3 44 RUS 3 1 - - 2 - 2 1 4 41 ESP 1 1 1 2 1 1 - 1 3 39 CUB 1 1 - 2 - 1 1 - 2 30 MAR 2 - 1 1 - - - 1 3 28 ETH 1 - 1 1 - 2 1 1 2 28 BRA - 2 1 1 - - - - 3 25 AUS - 1 - 2 1 - 1 - 1 23 FRA - 1 - 2 - 1 1 1 1 23										
WOMEN	Gold	Silver	Bronze	4th	5th	6th	7th	8th	Medals	Points											
GER	3	-	2	3	-	4	2+1=	-	5	68											
USA	2	2	2	-	4	1	3	1	6	68											
RUS	1	1+1=	1	4	1+1=	1	2	3	4	65											
JAM	-	3	3	-	2	-	1	-	6	49											
UKR	1	2+1=	1	1	-	-	1	-	5	41.5											
ITA	1	1	1	-	2	-	1=	2	3	32											
POR	1	2	1	-	-	1	-	-	4	31											
BLR	-	2	1	-	2	-	-	-	3	28											
ROU	1	1	1	-	1	-	-	-	3	25											
CHN	-	-	-	2	1	2	2	1	0	25											
CZE	1	-	-	-	2	2	-	-	1	22											
JPN	1	-	1	1	-	-	-	1	2	20											
GBR	-	1	-	1	1	1	-	-	1	19											
AUS	1	1	-	-	-	-	1	-	2	17											
NOR	2	-	-	-	-	-	-	-	2	16											
KEN	1	-	-	-	1	1	-	-	1	15											
GRE	-	1	-	1	-	-	1	-	1	14											
CUB	1	-	-	-	-	1	1	-	1	13											
FRA	-	-	1	1	-	-	-	2	1	13											
SWE	1	-	-	-	1=	-	-	1	1	12.5											
NZL	1	-	-	-	-	1	-	-	1	11											
BAH	-	-	1	-	-	1	1	-	1	11											
BUL	-	1	-	-	-	1	-	-	1	10											
MAR	1	-	-	-	-	-	-	-	1	8											
NGR	-	-	-	-	1	-	2	-	0	8											
SRI	-	1	-	-	-	-	-	-	1	7											
SUI	-	-	1	-	-	-	-	1	1	7											
CAN	-	-	-	-	1	1	-	-	0	7											
LTU	-	-	1	-	-	-	-	-	1	6											
MOZ	-	-	1	-	-	-	-	-	1	6											
POL	-	-	-	1	-	-	-	1	0	6											
SLO	-	-	-	1	-	-	1=	-	0	6											
ESP	-	-	-	1	-	-	-	-	0	5											
ETH	-	-	-	1	-	-	-	-	0	5											
FIN	-	-	-	1	-	-	-	-	0	5											
SUR	-	-	-	1	-	-	-	-	0	5											
HUN	-	-	-	-	-	1	-	-	0	3											
IRL	-	-	-	-	-	-	1	1	0	3											
LAT	-	-	-	-	-	-	1	1	0	3											
BAR	-	-	-	-	-	-	-	1	0	1											
NED	-	-	-	-	-	-	-	1	0	1											
RSA	-	-	-	-	-	-	-	1	0	1											
Totals	20	19+2=	19	20	19+2=	19	19+3=	18	60	719											

INDIVIDUAL PLACING TABLES

These tables list every top eight placing by leading competitors at the IAAF World Championships, scoring 8 points for first place, 7 for second, 6 for third down to 1 for eighth place. Excluded are medals awarded to those who ran in preliminary rounds only.

COMBINED ALL-TIME PERFORMANCES

		Gold	Silver	Bronze	4th	5th	6th	7th	8th	Medals	Points
Merlene Ottey	JAM	3	4	7	1	-	-	1	-	14	101
Carl Lewis	USA	8	1	1	1	-	-	-	-	10	82
Jearl Miles Clark	USA	4	3	2	2	1	-	-	-	9	79
Gail Devers	USA	5	3	-	1	1	-	1	-	8	72
Michael Johnson	USA	8	-	-	-	-	-	-	-	8	64
Gwen Torrence	USA	3	4	1	-	1	-	-	-	8	62
Grit Breuer	GER	1	2	3	3	-	-	1	-	6	57
Irina Sergejeva/Privalova	URS/RUS	1	3	2	3	-	-	-	-	6	56
Christine Arron	FRA	1	1	3	2	1	2	-	-	5	53
Haile Gebrselassie	ETH	4	2	1	-	-	-	-	-	7	52

All but one of the athletes in the table above have relay placings among their totals. The best with individual events only are:

MEN

Carl Lewis	USA	5	1	1	1	-	-	-	-	7	58
Haile Gebrselassie	ETH	4	2	1	-	-	-	-	-	7	52
Lars Riedel	GER	5	-	1	1	-	-	-	-	6	51
Sergey Bubka	URS/UKR	6	-	-	-	-	-	-	-	6	48
Michael Johnson	USA	6	-	-	-	-	-	-	-	6	48
Frankie Fredericks	NAM	1	3	-	2	1	1	1	-	4	48
Hicham El Guerrouj	MAR	4	2	-	-	-	-	-	-	6	46
Jan Zelezny	TCH/CZE	3	-	2	1	-	-	-	-	5	41
Virgilijus Alekna	LTU	2	2	-	2	-	-	-	-	4	40
Allen Johnson	USA	4	-	1	-	-	-	-	-	5	38
Jürgen Schult	GDR/GER	1	1	2	-	2	1	-	-	4	38

WOMEN

Merlene Ottey	JAM	2	3	5	1	-	-	1	-	10	74
Gail Devers	USA	4	2	-	-	1	-	1	-	6	52
Maria Mutola	MOZ	3	1	1	2	-	-	-	-	5	47
Zhanna Pintusevich/Block	UKR	2	2	-	2	1	-	-	-	4	44
Eunice Barber	SLE/FRA	2	2	1	1	-	-	-	-	5	41
Heike Daute/Drechsler	GDR/GER	2	2	1	1	-	-	-	-	5	41
Jackie Joyner-Kersey	USA	4	-	-	-	1	1	-	-	4	39
Gwen Torrence	USA	1	3	1	-	1	-	-	-	5	39
Tatyana Lebedeva	RUS	3	1	-	1	-	-	-	-	4	36
Irina Sergejeva/Privalova	URS/RUS	-	1	2	3	-	-	-	-	3	34

LEADING MEN'S PLACINGS

Carl Lewis	USA	8	1	1	1	-	-	-	-	10	82
Michael Johnson	USA	8	-	-	-	-	-	-	-	8	64
Haile Gebrselassie	ETH	4	2	1	-	-	-	-	-	7	52
Lars Riedel	GER	5	-	1	1	-	-	-	-	6	51
Greg Haughton	JAM	-	4	2	-	-	1	1	-	6	49
Sergey Bubka	URS/UKR	6	-	-	-	-	-	-	-	6	48
Frankie Fredericks	NAM	1	3	-	2	1	1	1	-	4	48
Hicham El Guerrouj	MAR	4	2	-	-	-	-	-	-	6	46
Danny McFarlane	JAM	-	5	-	1	1	-	1	-	5	46
Butch Reynolds	USA	3	2	1	-	-	-	-	-	6	44
Bruny Surin	CAN	2	2	1	-	1	-	1	1	5	43
Stéphane Diagana	FRA	2	1	1	2	1	-	-	-	4	43
Jan Zelezny	TCH/CZE	3	-	2	1	-	-	-	-	5	41
Chris Brown	BAH	1	2	1	2	-	1	-	-	4	41
Maurice Greene	USA	5	-	-	-	-	-	-	-	5	40
Virgilijus Alekna	LTU	2	2	-	2	-	-	-	-	4	40
Allen Johnson	USA	4	-	1	-	-	-	-	-	5	38
Jürgen Schult	GDR/GER	1	1	2	-	2	1	-	-	4	38
Avard Moncur	BAH	2	2	1	-	-	-	-	1	5	37
Roger Black	GBR	2	2	-	1	-	-	1	-	4	37
Colin Jackson	GBR	2	2	1	-	-	-	-	-	5	36

Men's placings		Gold	Silver	Bronze	4th	5th	6th	7th	8th	Medals	Points
John Regis	GBR	1	2	2	-	-	-	1	-	5	36
Jonathan Edwards	GBR	2	1	2	-	-	-	-	-	5	35
Linford Christie	GBR	1	1	2	1	-	1	-	-	4	35
Mike Conley	USA	1	1	2	1	-	1	1	1	4	35
Tomás Dvorák	CZE	3	-	-	1	1	-	-	1	3	34
Maksim Tarasov	URS/RUS	1	2	1+1=	-	-	-	-	-	5	33.5
Tony Jarrett	GBR	-	3	2	-	-	-	-	-	5	33
Iván Pedroso	CUB	4	-	-	-	-	-	-	-	4	32
Jeremy Wariner	USA	4	-	-	-	-	-	-	-	4	32
Jeffersón Pérez	ECU	3	1	-	-	-	-	-	1	4	32
James Beckford	JAM	-	2	-	2	-	2	1	-	2	32
Donovan Bailey	CAN	3	1	-	-	-	-	-	-	4	31
Moses Kiptanui	KEN	3	1	-	-	-	-	-	-	4	31
Calvin Smith	USA	3	1	-	-	-	-	-	-	4	31
John Godina	USA	3	-	-	-	1	-	1	1	3	31
Ato Boldon	TRI	1	1	2	-	1	-	-	-	4	31
Robert Korzeniowski	POL	3	-	1	-	-	-	-	-	4	30
Kenenisa Bekele	ETH	3	-	1	-	-	-	-	-	4	30
Javier Sotomayor	CUB	2	2	-	-	-	-	-	-	4	30
Wilson Kipketer	DEN	3	-	-	1	-	-	-	-	3	29
Noureddine Morceli	ALG	3	-	-	1	-	-	-	-	3	29
Tyson Gay	USA	3	-	-	1	-	-	-	-	3	29
Adam Nelson	USA	1	3	-	-	-	-	-	-	4	29
Jesús Angel García	ESP	1	2	-	-	1	1	-	-	3	29
Dennis Mitchell	USA	2	-	2	-	-	-	-	-	4	28
Ray Stewart	JAM	-	1	1	1	-	2	1	2	2	28
Valentí Massana	ESP	1	1	-	1	1	1	-	-	2	27
Sileshi Sihen	ETH	-	3	1	-	-	-	-	-	4	27
Igor Astapkovich	URS/BLR	-	3	-	-	1	-	1	-	3	27
Samuel Matete	ZAM	1	2	-	-	1	-	-	-	3	26
Mark Richardson	GBR	1	-	-	2	2	-	-	-	1	26
Claudinei da Silva	BRA	-	1	2	-	1	1	-	-	3	26
Felix Sánchez	DOM	2	1	-	-	-	-	1	-	3	25
Harald Schmid	FRG	-	2	1	1	-	-	-	-	3	25
Tibor Gécsek	HUN	-	-	2	2	-	-	1	1	2	25
Greg Foster	USA	3	-	-	-	-	-	-	-	3	24
Werner Günthör	SUI	3	-	-	-	-	-	-	-	3	24
Dan O'Brien	USA	3	-	-	-	-	-	-	-	3	24
Ivan Tikhon	BLR	3	-	-	-	-	-	-	-	3	24
Anier García	CUB	-	2	-	2	-	-	-	-	2	24
Fermín Cacho	ESP	-	2	-	1	1	-	-	1	2	24
Oliver-Sven Buder	GER	-	2	-	1	-	1	1	-	2	24
Darren Campbell	GBR	-	1	2	1	-	-	-	-	3	24
Kim Collins	SKN	1	-	1+1=	-	1	-	-	-	3	23.5
Leroy Burrell	USA	2	1	-	-	-	-	-	-	3	23
Andre Cason	USA	2	1	-	-	-	-	-	-	3	23
Bernard Lagat	KEN/USA	2	1	-	-	-	-	-	-	3	23
Darvis Patton	USA	2	1	-	-	-	-	-	-	3	23
Rashid Ramzi	BRN	2	1	-	-	-	-	-	-	3	23
Dwight Phillips	USA	2	-	1	-	-	-	-	1	3	23
Kriss Akabusi	GBR	1	1	1	-	-	-	1	-	3	23
Marc Raquil	FRA	1	1	-	1	-	1	-	-	2	23
Eduard Hämäläinen	URS/BLR/FIN	-	3	-	-	-	-	1	-	3	23
Brandon Simpson	JAM	-	2	1	-	-	1	-	-	3	23
Marlon Devonish	GBR	-	1	2	-	-	1	-	1	3	23
Jack Pierce	USA	-	1	1	2	-	-	-	-	2	23
Yuriy Belonog	UKR	-	-	1	2	1	1	-	-	1	23
Róbson da Silva	BRA	-	-	-	3	-	2	1	-	-	23
Billy Konchellah	KEN	2	-	1	-	-	-	-	-	3	22
Mike Powell	USA	2	-	1	-	-	-	-	-	3	22
John Capel	USA	2	-	1	-	-	-	-	-	3	22
Roman Sebrle	CZE	1	2	-	-	-	-	-	-	3	22
Fabrizio Mori	ITA	1	1	-	1	-	-	1	-	2	22
Winthrop Graham	JAM	-	1	2	-	-	1	-	-	3	22
Samson Kitur	KEN	-	1	1	1	1	-	-	-	2	22
Danny Everett	USA	1	1	1	-	-	-	-	-	3	21
Liu Xiang	CHN	1	1	1	-	-	-	-	-	3	21
Wallace Spearmon	USA	1	1	1	-	-	-	-	-	3	21
Ilya Markov	RUS	1	1	-	1	-	-	-	1	2	21

Men's placings		Gold	Silver	Bronze	4th	5th	6th	7th	8th	Medals	Points
Francisco Fernández	ESP	-	3	-	-	-	-	-	-	3	21
Darrel Brown	TRI	-	3	-	-	-	-	-	-	3	21
Ezekiel Kemboi	KEN	-	3	-	-	-	-	-	-	3	21
Boris Henry	GER	-	-	2	-	-	3	-	-	2	21
Mark Boswell	CAN	-	1	1	1	-	1=	-	-	2	20.5

RELAYS ONLY

Danny McFarlane	JAM	-	5	-	-	-	-	1	-	5	37
Davian Clarke	JAM	-	4	1	-	-	-	-	-	5	34
Chris Brown	BAH	1	2	1	-	-	1	-	-	4	31
Greg Haughton	JAM	-	4	-	-	-	-	1	-	4	30
Roger Black	GBR	2	1	-	1	-	-	-	-	3	28
Avard Moncur	BAH	1	2	1	-	-	-	-	-	4	28
Carl Lewis	USA	3	-	-	-	-	-	-	-	3	24
Butch Reynolds	USA	3	-	-	-	-	-	-	-	3	24
Robert Esmie	CAN	2	-	1	-	-	-	-	-	3	22
Glenroy Gilbert	CAN	2	-	1	-	-	-	-	-	3	22
Bruny Surin	CAN	2	-	1	-	-	-	-	-	3	22
Robert Mackowiak	POL	1	-	1	-	2	-	-	-	2	22
John Regis	GBR	1	1	1	-	-	-	-	-	3	21
Michael McDonald	JAM	-	3	-	-	-	-	-	-	3	21

LEADING WOMEN'S PLACINGS

Merlene Ottey	JAM	3	4	7	1	-	-	1	-	14	101
Jearl Miles	USA	4	3	2	2	1	-	-	-	9	79
Gail Devers	USA	5	3	-	1	1	-	1	-	8	72
Gwen Torrence	USA	3	4	1	-	1	-	-	-	8	62
Grit Breuer	GER	1	2	3	3	-	-	1	-	6	57
Irina Sergejeva/Privalova	URS/RUS	1	3	2	3	-	-	-	-	6	56
Christine Arron	FRA	1	1	3	2	1	2	-	-	5	53
Lorraine Graham	JAM	1	3	3	-	1	-	-	-	7	51
Yuliya Nosova/Pechonkina	RUS	2	3	2	-	-	-	-	-	7	49
Maria Mutola	MOZ	3	1	1	2	-	-	-	-	5	47
Heike Drechsler	GDR/GER	2	2	2	1	-	-	-	-	6	47
Beverly McDonald	JAM	1	3	2	-	1	-	-	-	6	45
Zhanna Pintusevich	UKR	2	2	-	2	1	-	-	-	4	44
Inger Miller	USA	2	2	-	1	2	-	-	-	4	43
Sandie Richards	JAM	1	1	3	1	-	1	-	1	5	42
Eunice Barber	SLE/FRA	2	2	1	1	-	-	-	-	5	41
Veronica Campbell	JAM	1	4	-	1	-	-	-	-	5	41
Torri Edwards	USA	2	2	-	2	-	-	-	-	4	40
Jackie Joyner-Kersey	USA	4	-	-	-	1	1	-	-	4	39
Deon Hemmings	JAM	-	1	3	1	1	1	1	-	4	39
Melanie Paschke	GER	1	-	1	2	2	2	-	-	2	38
Tatyana Lebedeva	RUS	3	1	-	1	-	-	-	-	4	36
Inga Babakova	URS/UKR	1	1+1=	2	-	-	-	-	-	5	33.5
Patricia Girard	FRA	1	1	1	1	1	-	1	1	3	33
Tirunesh Dibaba	ETH	4	-	-	-	-	-	-	-	4	32
Allyson Felix	USA	4	-	-	-	-	-	-	-	4	32
Franka Dietzsch	GER	3	-	-	1	-	-	1	1	3	32
Debbie Ferguson	BAH	2	-	-	1	2	1	-	-	2	32
Juliet Cuthbert	JAM	1	2	1	-	-	1	-	1	4	32
Svetlana Krivelyova	URS/RUS	1	1	2	1	-	-	-	-	4	32
Mary Onyali	NGR	-	-	-	2	3	2	2	-	-	32
Silke Gladisch/Möller	GDR	3	1	-	-	-	-	-	-	4	31
Tatyana Samolenko/Dorovskikh	URS	3	1	-	-	-	-	-	-	4	31
Marita Koch	GDR	3	1	-	-	-	-	-	-	4	31
Lauryn Williams	USA	3	1	-	-	-	-	-	-	4	31
Galina Malchugina	URS/RUS	1	1	1	-	2	-	1	-	3	31
Paula Radcliffe	GBR	1	1	-	2	1	-	1	-	2	31
Marion Jones	USA	3	-	1	-	-	-	-	-	4	30
Gabriela Szabo	ROU	3	-	-	1	-	-	-	1	3	30
Astrid Kumbernuss	GER	3	-	-	-	-	2	-	-	3	30
Yipsi Moreno	CUB	2	2	-	-	-	-	-	-	4	30
Ana Fidelia Quirot	CUB	2	1	-	1	-	-	1	-	3	30
Cathy Freeman	AUS	2	-	1	1	-	1	-	-	3	30
Marie-José Pérec	FRA	2	-	-	2	1	-	-	-	2	30
Kim Batten	USA	1	1	1	1	1	-	-	-	3	30
Fiona May	ITA	2	1	1	-	-	-	-	-	4	29

Men's/Women's placings		Gold	Silver	Bronze	4th	5th	6th	7th	8th	Medals	Points
Chryste Gaines	USA	2	1	-	1	-	-	-	1	3	29
Olga Kuzenkova	RUS	1	3	-	-	-	-	-	-	4	29
Berhane Adere	ETH	1	2	-	1	-	-	1	-	3	29
Kajsa Bergqvist	SWE	1	-	2	1=	1=	-	1=	-	3	28.1
Sabine Braun	GER	2	1	-	1	-	-	-	-	3	28
Olga Bryzgina	URS	2	1	-	1	-	-	-	-	3	28
Huang Zhihong	CHN	2	1	-	1	-	-	-	-	3	28
Kathrin Krabbe	GER	2	-	2	-	-	-	-	-	4	28
Muriel Hurtis	FRA	1	2	1	-	-	-	-	-	4	28
Fernanda Ribeiro	POR	1	2	1	-	-	-	-	-	4	28
Natalya Nazarova	RUS	1	1	-	2	-	1	-	-	2	28
Nadine Kleinert/Schmitt	GER	-	2	1	-	1	-	2	-	3	28
Jarmila Kratochvílová	TCH	2	1	-	-	1	-	-	-	3	27
Sanya Richards	USA	2	1	-	-	1	-	-	-	3	27
Osleidys Menéndez	CUB	2	-	-	1	1	-	1	-	2	27
Pauline Davis	BAH	1	1	-	1	-	1	2	-	2	27
Chandra Sturup	BAH	1	-	2	1	-	-	1	-	3	27
Tatyana Kotova	RUS	-	3	1	-	-	-	-	-	4	27
Trine Hattestad	NOR	2	-	1	-	1	-	-	-	3	26
Manuela Machado	POR	1	2	-	-	-	-	2	-	3	26
Sally Gunnell	GBR	1	1	1	1	-	-	-	-	3	26
Niurka Montalvo	CUB/ESP	1	1	1	1	-	-	-	-	3	26
Ana Guevara	MEX	1	-	2	1	-	-	-	1	3	26
Anja Rucker	GER	1	1	1	-	1	-	-	-	3	25
Natalya Sadova	RUS	-	1	1	1	1	1	-	-	2	25
Juliet Campbell	JAM	-	-	2	2	-	-	1	1	2	25
Merlene Frazer	JAM	-	1	2+1=	-	-	-	-	-	4	24.5
Sabine Busch	GDR	3	-	-	-	-	-	-	-	3	24
Carolina Klüft	SWE	3	-	-	-	-	-	-	-	3	24
Maicel Malone	USA	1	2	-	-	-	-	1	-	3	24
Nadezhda Ostapchuk	BLR	1	2	-	-	-	-	1	-	3	24
Lidia Simon	ROU	1	-	2	-	1	-	-	-	3	24
Ginka Zagorcheva	BUL	1	-	1	2	-	-	-	-	2	24
Mariya Pinigina	URS	-	1	2	1	-	-	-	-	3	24
Nicoleta Grasu	ROU	-	1	1	1	1	-	1	-	2	24
Nezha Bidouane	MAR	2	1	-	-	-	-	-	-	3	23
Miréla Tzelíli	GRE	2	1	-	-	-	-	-	-	3	23
Marlies Göhr	GDR	2	1	-	-	-	-	-	-	3	23
Ellina Zvereva	BLR	2	1	-	-	-	-	-	-	3	23
Catherine Ndereba	KEN	2	1	-	-	-	-	-	-	3	23
Carla Sacramento	POR	1	-	1	1	1	-	-	-	2	23
Ludmila Formanová	CZE	1	-	-	1	2	-	1	-	1	23
Kelly Holmes	GBR	-	2	1	-	-	1	-	-	3	23
Anna Jesien	POL	-	-	1	2	1	1	-	-	1	23
Silke Knoll	GER	-	-	1	1	3	-	-	-	1	23
Monika Pyrek	POL	-	1	1	1+1=	-	-	-	-	2	22.5
Hassiba Boulmerka	ALG	2	-	1	-	-	-	-	-	3	22
Lyudmila Narozhilenko/Engquist	URS/SWE	2	-	1	-	-	-	-	-	3	22
Yelena Isinbayeva	RUS	2	-	1	-	-	-	-	-	3	22
Sylviane Félix	FRA	1	1	1	-	-	-	-	1	3	22
Savatheda Fynes	BAH	1	-	1	1	-	1	-	-	2	22
Lyubov Gurina	URS/RUS	-	2	1	-	-	-	1	-	3	22
Letitia Vriesde	SUR	-	1	1	1	1	-	-	-	2	22
Olesya Zykina	RUS	-	1	1	-	-	3	-	-	2	22
Steffi Nerius	GER	-	-	3	-	1	-	-	-	3	22
Martina Opitz/Hellmann	GDR	2	-	-	1	-	-	-	-	2	21
Svetlana Feofanova	RUS	1	1	1	-	-	-	-	-	3	21
Anastasiya Kapachinskaya	RUS	1	1	1	-	-	-	-	-	3	21
Sonia O'Sullivan	IRL	1	1	-	1	-	-	-	1	2	21
Derartu Tulu	ETH	1	1	-	1	-	-	-	1	2	21
Katerína Thánou	GRE	-	1	1	1	-	1	-	-	2	21
Svetla Pistikova	BUL	-	1	-	2	1	-	-	-	1	21
Lee McConnell	GBR	-	-	2	-	1	1	1	-	2	21
Stacy Dragila	USA	2	-	-	1=	-	-	-	-	2	20.5

Women's placings		Gold	Silver	Bronze	4th	5th	6th	7th	8th	Medals	Points
RELAYS ONLY											
Jearl Miles Clark	USA	3	3	-	1	-	-	-	-	6	50
Grit Breuer	GER	1	1	3	1	-	-	-	-	5	38
Beverly McDonald	JAM	1	2	2	-	-	-	-	-	5	34
Lorraine Graham/Fenton	JAM	1	1	2	-	1	-	-	-	4	31
Patricia Girard	FRA	1	1	1	1	1	-	-	-	3	30
Juliet Cuthbert	JAM	1	2	1	-	-	-	-	-	4	28
Sandie Richards	JAM	1	-	2	1	-	1	-	-	3	28
Merlene Ottey	JAM	1	1	2	-	-	-	-	-	4	27
Melanie Paschke	GER	1	-	1	1	2	-	-	-	2	27
Christine Arron	FRA	1	1	1	1	-	-	-	-	3	26
Uta Rohländer	GER	1	-	2	1	-	-	-	-	3	25
Chryste Gaines	USA	2	1	-	-	-	-	-	-	3	23
Gwen Torrence	USA	2	1	-	-	-	-	-	-	3	23
Muriel Hurtis	FRA	1	2	-	-	-	-	-	-	3	22
Maicel Wallace	USA	1	2	-	-	-	-	-	-	3	22
Irina Privalova	URS/RUS	1	2	-	-	-	-	-	-	3	22
Sylviane Félix	FRA	1	1	1	-	-	-	-	-	3	21
Yuliya Pechonkina/Nosova	RUS	1	1	1	-	-	-	-	-	3	21



WORLD, CONTINENTAL & COMMONWEALTH RECORDS SET AT IAAF WORLD CHAMPIONSHIPS

Key: AFR = African; ASI = Asian; C = Commonwealth; CAC = Central American & Caribbean; EUR = European; NAM = North American; OCE = Oceanian; SAM = South American; W = World; WJ = World Junior

EVENT	MARK	NAME	COUNTRY	DATE	RECORD
Sittard 1980					
Women					
400 Metres Hurdles	56.16	Esther Mahr	USA	15 Aug	NAM
Helsinki 1983 (2 world records)					
Men					
Pole Vault	5.50	Tom Hintnaus	BRA	14 Aug	SAM
20Km Walk	1:22:04	Guillaume LeBlanc	CAN	7 Aug	NAM
4x100 Metres Relay	37.86	United States		10 Aug	W
4x400 Metres Relay	3:04.46	Brazil		13 Aug	SAM
Women					
400 Metres	47.99	Jarmila Kratochvílová	TCH	10 Aug	W
	50.06	Marita Payne	CAN	10 Aug	NAM, C
3000 Metres	8:37.06	Wendy Sly	GBR/ENG	10 Aug	C
100 Metres Hurdles	12.91	Shirley Strong	GBR/ENG	13 Aug	C
Long Jump	6.90	Beverly Kinch	GBR/ENG	14 Aug	C
4x100 Metres Relay	42.73	Jamaica		10 Aug	CAC
Rome 1987 (1 world record)					
Men					
100 Metres	9.93	Carl Lewis	USA	30 Aug	NAM
400 Metres	44.33	Thomas Schönlebe	GDR	3 Sep	EUR
400 Metres Hurdles	47.48	Harald Schmid	FRG	1 Sep	EUR
Triple Jump	17.92	Khristo Markov	BUL	31 Aug	EUR
4x100 Metres Relay	38.02	USSR		6 Sep	EUR
	39.05	PR of China		5 Sep	ASI
4x400 Metres Relay	2:58.86	Great Britain & NI	ENG	6 Sep	EUR, C
	2:59.16	Cuba		6 Sep	CAC
<i>The following world record mark was later annulled by the IAAF Council. Lewis's time of 9.93 was never ratified as a world record in its place</i>					
100 Metres	9.83	Ben Johnson	CAN	30 Aug	W, NAM
Women					
800 Metres	1:55.84	Ana Quirot	CUB	31 Aug	CAC
3000 Metres	8:50.68	Wang Xiuting	CHN	29 Aug	ASI
10,000 Metres	31:19.82	Liz Lynch	GBR	4 Sep	C
400 Metres Hurdles	54.38	Sandra Farmer	JAM	3 Sep	CAC
High Jump	2.09	Stefka Kostadinova	BUL	30 Aug	W
Heptathlon	6211	Zhu Yuqing	CHN	1 Sep	ASI
4x400 Metres Relay	3:30.91	Brazil		5 Sep	SAM
	3:31.55	India		5 Sep	ASI
Tokyo 1991 (3 world records)					
Men					
100 Metres	10.02	Frank Fredericks	NAM	25 Aug	AFR
	9.86	Carl Lewis	USA	25 Aug	W
	9.92	Linford Christie	GBR/ENG	25 Aug	EUR, C
	9.96	Ray Stewart	JAM	25 Aug	CAC
	9.95	Frank Fredericks	NAM	25 Aug	AFR
200 Metres	20.30	Olapade Adeniken	NGR	26 Aug	AFR
400 Metres Hurdles	47.74	Winthrop Graham	JAM	27 Aug	CAC
High Jump	2.36	Dalton Grant	GBR/ENG	1 Sep	C
Long Jump	8.95	Mike Powell	USA	30 Aug	W
Decathlon	8812	Dan O'Brien	USA	30 Aug	NAM
20Km Walk	1:21:15	Li Mingcai	CHN	24 Aug	ASI

EVENT	MARK	NAME	COUNTRY	DATE	RECORD
4 x 100 Metres Relay	38.44	Nigeria		31 Aug	AFR
	37.50	United States		1 Sep	W
4 x 400 Metres Relay	3:01.26	Japan		31 Aug	ASI
	2:57.53	Great Britain & NI	ENG	1 Sep	EUR, C
Women					
400 Metres	49.42	Grit Breuer	GER	27 Aug	WJ
800 Metres	1:57.63	Maria Mutola	MOZ	26 Aug	WJ, AFR
	1:58.25	Letitia Vriesde	SUR	26 Aug	SAM
1500 Metres	4:05.67	Letitia Vriesde	SUR	31 Aug	SAM
3000 Metres	8:39.41	Susan Sirma	KEN	26 Aug	AFR
10,000 Metres	32:36.44	Carmen de Oliveira	BRA	27 Aug	SAM
400 Metres Hurdles	53.16	Sally Gunnell	GBR/ENG	29 Aug	C
Long Jump	6.68	Christy Opara-Thompson	NGR	24 Aug	AFR
Discus Throw	66.06	Daniela Costian	AUS	31 Aug	OCE
Heptathlon	6392	Yasmina Azzizi	ALG	27 Aug	AFR
4 x 100 Metres Relay	42.63	Jamaica		31 Aug	CAC
	42.72	Nigeria		31 Aug	AFR
	41.94	Jamaica		1 Sep	CAC, C
4 x 400 Metres Relay	3:26.29	Nigeria		31 Aug	AFR
	3:24.45	Nigeria		1 Sep	AFR

Stuttgart 1993 (5 world records)**Men**

100 Metres	9.87	Linford Christie	GBR/ENG	15 Aug	EUR, C
200 Metres	19.85	Frank Fredericks	NAM	20 Aug	AFR, C
110m Hurdles	12.91	Colin Jackson	GBR	20 Aug	W
	13.19	Emilio Valle	CUB	19 Aug	CAC
	13.48	Kyle Vander-Kuyp	AUS	19 Aug	OCE
5000 Metres	13:02.75	Ismael Kirui	KEN	16 Aug	WJ
Pole Vault	5.90	Grigoriy Yegorov	KAZ	19 Aug	ASI
Hammer Throw	81.64	Andrey Abduvaliyev	TJK	15 Aug	ASI
4 x 100 Metres Relay	37.40	United States		21 Aug	=W
	37.77	Great Britain & NI		22 Aug	EUR
	37.83	Canada		22 Aug	C
	38.46	Australia		21 Aug	OCE
4x400 Metres Relay	2:54.29	United States		22 Aug	W

Women

100 Metres	10.97	Mary Onyali	NGR	16 Aug	AFR
800 Metres	1:55.43	Maria Mutola	MOZ	17 Aug	AFR
3000 Metres	8:29.25	Zhang Linli	CHN	16 Aug	ASI
10,000 Metres	31:47.76	Carmen de Oliveira	BRA	21 Aug	SAM
	30:49.30	Wang Junxia	CHN	21 Aug	ASI
100 Metres Hurdles	12.46	Gail Devers	USA	20 Aug	NAM
	12.73	Aliuska López	CUB	20 Aug	CAC
400 Metres Hurdles	52.74	Sally Gunnell	GBR	19 Aug	W
	52.79	Sandra Farmer-Patrick	USA	19 Aug	NAM
	54.12	Deon Hemmings	JAM	17 Aug	CAC
Triple Jump	15.09	Anna Biryukova	RUS	21 Aug	W
4 x 100 Metres Relay	41.49	United States		22 Aug	NAM
	41.94	Jamaica		22 Aug	=CAC

The following world junior best could not be ratified as a record by the IAAF because no doping control was performed

31:15.38	Sally Barsosio	KEN	21 Aug
----------	----------------	-----	--------

Gothenburg 1995 (4 world records)**Men**

3000 Metres Steeplechase	8:12.95	Saad Al-Asmari	KSA	11 Aug	ASI
110m Hurdles	13.29	Kyle Vander-Kuyp	AUS	11 Aug	OCE
400 Metres Hurdles	48.37	Kazuhiro Yamazaki	JPN	7 Aug	ASI
Triple Jump	18.16	Jonathan Edwards	GBR	7 Aug	W
	18.29	Edwards		7 Aug	W
4x100 Metres Relay	38.85	Brazil		12 Aug	SAM
	38.28	Australia		12 Aug	OCE
	38.17	Australia		12 Aug	OCE
	38.48	Brazil		12 Aug	SAM
	38.67	Japan		12 Aug	ASI
4x400 Metres Relay	2:58.29	Jamaica		12 Aug	CAC

EVENT	MARK	NAME	COUNTRY	DATE	RECORD
Women					
800 Metres	1:56.68	Letitia Vriesde	SUR	13 Aug	SAM
5000 Metres	15:02.45	Rose Cheruiyot	KEN	12 Aug	WJR
400 Metres Hurdles	52.61	Kim Batten	USA	11 Aug	W
	53.48	Deon Hemmings	JAM	11 Aug	CAC
Triple Jump	15.50	Inessa Kravets	UKR	10 Aug	W
10Km Walk	44:17	Michelle Rohl	USA	7 Aug	NAM
	45:04	Miriam Ramón	ECU	7 Aug	SAM
4x100 Metres Relay	43.42	Colombia		12 Aug	SAM
Athens 1997 (0 world records)					
Men					
100 Metres	9.87	Ato Boldon	TRI	2 Aug	CAC
Triple Jump	17.85	Yoelbi Quesada	CUB	8 Aug	CAC
Javelin Throw	88.40	Marius Corbett	RSA	5 Aug	AFR
	83.56	Emeterio González	CUB	5 Aug	CAC
Decathlon	8445	Ramil Ganiyev	UZB	6 Aug	ASI
4x100 Metres Relay	38.31	Brazil		9 Aug	SAM
	38.44	Japan		9 Aug	ASI
	37.94	Nigeria		9 Aug	AFR
	38.17	Brazil		9 Aug	SAM
	38.31	Japan		9 Aug	ASI
4x400 Metres Relay	2:56.75	Jamaica		10 Aug	CAC
Women					
200 Metres	22.44	Susanthika Jayasinghe	SRI	6 Aug	ASI
	22.44	Li Xuemei	CHN	6 Aug	ASI
	22.33	Susanthika Jayasinghe	SRI	7 Aug	ASI
10,000 Metres	31:32.92	Sally Barsosio	KEN	5 Aug	WJ
100 Metres Hurdles	12.53	Michelle Freeman	JAM	9 Aug	CAC
	12.52	Michelle Freeman	JAM	10 Aug	CAC
400 Metres Hurdles	53.48	Nezha Bidouane	MAR	6 Aug	AFR
	52.97	Nezha Bidouane	MAR	8 Aug	AFR
High Jump	1.92	Solange Witteveen	ARG	8 Aug	SAM
10,000 Metres Walk	44:51.81	Graciela Mendoza	MEX	4 Aug	CAC
4x100 Metres Relay	41.47	United States		10 Aug	NAM
	42.92	PR of China		10 Aug	ASI
	3:21.30	Jamaica		10 Aug	C, CAC
Seville 1999 (2 world records)					
Men					
100 Metres	9.84	Bruny Surin	CAN	22 Aug	C
400 Metres	43.18	Michael Johnson	USA	26 Aug	W
	44.37	Sanderlei Parrela	BRA	24 Aug	SAM
	44.29	Sanderlei Parrela	BRA	26 Aug	SAM
1500 Metres	3:28.73	Noah Ngeny	KEN	24 Aug	C
110 Metres Hurdles	13.07	Anier García	CUB	25 Aug	CAC
Long Jump	8.35	Jai Taurima	AUS	28 Aug	OCE
Javelin Throw	84.32	Emeterio González	CUB	29 Aug	CAC
4x100 Metres Relay	37.73	Great Britain & NI		29 Aug	EUR
	38.05	Brazil		29 Aug	SAM
Women					
10,000 Metres	30:24.56	Gete Wami	ETH	26 Aug	AFR
	30:27.13	Paula Radcliffe	GBR/ENG	26 Aug	C
100 Metres Hurdles	12.37	Gail Devers	USA	28 Aug	NAM
	12.44	Glory Alozie	NGR	28 Aug	C, AFR
400 Metres Hurdles	52.89	Nezha Bidouane	MAR	25 Aug	AFR
Pole Vault	4.55	Anzhela Balakhonova	UKR	21 Aug	EUR
	4.55	Stacy Dragila	USA	21 Aug	NAM
	4.60	Stacy Dragila	USA	21 Aug	W
Javelin Throw	61.39	Wei Jianhua	CHN	26 Aug	ASI
	62.27	Wei Jianhua	CHN	28 Aug	ASI
	62.67	Wei Jianhua	CHN	28 Aug	ASI
4x100 Metres Relay	41.92	Bahamas		29 Aug	C, CAC

EVENT	MARK	NAME	COUNTRY	DATE	RECORD
Edmonton 2001 (0 world records)					
Men					
Pole Vault	6.05	Dmitri Markov	AUS	9 Aug	C, OCE
Women					
Pole Vault	4.45	Gao Shuying	CHN	6 Aug	ASI
	4.50	Gao Shuying	CHN	6 Aug	ASI
	4.70	Svetlana Feofanova	RUS	6 Aug	EUR
	4.75	Svetlana Feofanova	RUS	6 Aug	EUR
Hammer Throw	68.87	Bronwyn Eagles	AUS	7 Aug	C, OCE
	70.65	Yipsi Moreno	CUB	7 Aug	CAC
4x400 Metres Relay	3:20.65	Jamaica		12 Aug	C, CAC
Paris 2003 (2 world records)					
Men					
100 Metres	10.01	Darrel Brown	TRI	24 Aug	WJ
10,000 Metres	27:18.28	Abdullah Ahmad Hassan	QAT	24 Aug	ASI
20Km Walk	1:17:21	Jefferson Pérez	ECU	23 Aug	W
50Km Walk	3:36:03	Robert Korzeniowski	POL	27 Aug	W
Women					
400 Metres	48.89	Ana Guevava	MEX	27 Aug	CAC
10,000 Metres	30:04.18	Berhane Adere	ETH	23 Aug	AFR
	30:31.55	Xing Huina	CHN	23 Aug	WJ
	30:37.68	Benita Johnson	AUS	23 Aug	OCE
High Jump	2.06	Hestrie Cloete	RSA	31 Aug	C, AFR
Triple Jump	15.05	Françoise Mbango	CMR	26 Aug	AFR
20Km Walk	1:33:42	Geovana Irusta	BOL	24 Aug	SAM
Helsinki 2005 (3 world records)					
Men					
Decathlon	8023	Hamdi Dhouibi	TUN	10 Aug	AFR
10Km Walk	39:32	Eder Sánchez	MEX	6 Aug	WJ Best
Women					
3000m Steeplechase	9:33.30	Korene Hinds	JAM	8 Aug	CAC
	9:41.21	Minori Hayakari	JPN	6 Aug	ASI
Pole Vault	5.01	Yelena Isinbayeva	RUS	12 Aug	W
Shot Put	19.87	Valerie Vili	NZL	12 Aug	C, OCE
Javelin Throw	71.70	Osleidys Menéndez	CUB	14 Aug	W
	70.03	Christina Obergföll	GER	14 Aug	EUR
20Km Walk	1:25:41	Olimpiada Ivanova	RUS	7 Aug	W
4x400 Metres Relay	3:26.82	Brazil		13 Aug	SAM
Osaka 2007 (0 world records)					
Men					
Long Jump	8.57	Irving Saladino	PAN	30 Aug	CAC
Decathlon	8644	Maurice Smith	JAM	1 Sep	CAC
4x100 Metres Relay	38.02	Jamaica		31 Aug	ASI
	38.21	Japan		31 Aug	ASI
	37.89	Jamaica		1 Sep	CAC
	38.03	Japan		1 Sep	ASI
Women					
3000 Metres SC	9:25.25	Ruth Bisibori	KEN	27 Aug	WJ
Shot Put	20.54	Valerie Vili	NZL	26 Aug	C, OCE
Heptathlon	7032	Carolina Klüfft	SWE	25 Aug	EUR
4x400 Metres Relay	3:19.73	Jamaica	JAM	2 Sep	C, CAC

DOPING VIOLATIONS AT IAAF WORLD CHAMPIONSHIPS

This list shows all athletes to have had their World Championship performances annulled due to doping violations, committed either at (IAAF rule 40.1) or before (rule 40.8) the championships, admissions included.

YEAR	NAME	COUNTRY	EVENT	PLACE	MARK	PRELIMINARIES	
1976, 1980 & 1983							
None							
Rome 1987 (3 violators)							
Men	Ben Johnson	CAN	100m	gold	9.83	1h5/10.24, 2q4/10.14, 1s1/10.15	
	Johnson		4x100mR	4	38.47	1h3/38.76, 2s1/38.50	
Women	Sandra Gasser	SUI	1500m	bronze	3:59.06	2h2/4:05.48	
	Angella Issajenko Issajenko	CAN	100m 4x100mR	5 6	11.09 43.26	2h6/11.42, 1q2/10.99, 3s1/10.99w 2h1/43.30	
Tokyo 1991 (3)							
Men	Georg Andersen	NOR	SP	silver	20.81	1qB/20.41	
Women	Delisa Floyd	USA	800m	8s2	2:01.32	1h4/2:00.05	
	Irina Slyusar	URS	100m	6s1	11.42	2h1/11.32, 3q1/11.30	
Stuttgart 1993 (4)							
Men	Dmitriy Polyunin	UZB	JT	bronze	83.38	3qA/81.04	
	Mike Stulce	USA	SP	bronze	20.94	2qB/20.53	
	Romas Ubartas	LTU	DT	4	65.24	1qA/65.92	
Women	Liliya Nurutdinova	RUS	800m	7	3:19.18	2h3/2:00.85, 4s1/1:59.17	
Athens 1997 (6)							
Men	Aleksandr Bagach	UKR	SP	gold	21.47	2qA/20.56	
	Pascal Maran	FRA	400mH	5h6	50.82		
	Antonio Pettigrew	USA	400m	7	44.57	1h7/45.67, 1q1/44.88, 4s1/44.87	
	Pettigrew		4x400mR	gold	2:56.47	1h3/2:59.78	
Women	Olimpiada Ivanova	RUS	10,000mW	silver	43:07.63	1h2/44:31.98	
	Lyubov Tsyoma	RUS	800m	dnf/s2	-	3h3/2:01.87	
	Oksana Zelinskaya	KAZ	TJ	15qA	13.39		
Seville 1999 (6)							
Men	Mohamed Ibrahim Aden	SOM	1500m	6s1	3:38.57	7h3/3:38.10	
	Innocent Asonze	NGR	100m	4q3	10.18	3h5/10.47	
	Asonze		4x100mR	bronze	37.91		
	Antonio Pettigrew	USA	400m	5	44.54	2h3/45.56, 2q1/45.22, 2s2/44.98	
	Pettigrew		4x400m	gold	2:56.45		
	German Skurygin	RUS	50KmW	gold	3:44.23		
Women	Jerome Young	USA	400m	4	44.36	1h5/45.22, 1q3/44.94, 1s2/44.55	
	Hannah Cooper	LBR	4x400mR	6h2	3:55.30		
Edmonton 2001 (16)							
Men	Roberto Barbi	ITA	Marathon	60	2:35:55		
	Christophe Cheval	FRA	200m	7q4	20.75	1h2/20.62	
	Cheval		4x100mR	6s1	38.89		
	Andrey Mikhnevich	BLR	SP	10	20.42	7qB/20.31	
	Tim Montgomery	USA	100m	silver	9.85	1h10/10.38, 1q1/9.92w, 2s2/10.07	
	Montgomery		4x100m	gold	37.96	1s2/38.60	
	Antonio Pettigrew	USA	400m	4	44.99	1h4/45.74, 2s1/45.00	
	Pettigrew		4x400m	gold	2:57.54		
	Ali Saïdi-Sief	ALG	5000m	silver	13:02.16	1h1/13:28.58	
	Javier Sotomayor	CUB	HJ	4	2.33	1qB/2.27	
	Jerome Young	USA	400	4s3	45.43	4h3/45.57	
	Young		4x400mR	1h1	3:00.07		
	Women	Venolyn Clarke	CAN	100m	8q2	11.68	4h8/11.48
		Marion Jones	USA	100m	silver	10.85	1h6/10.93, 1q1/10.97, 2s1/10.95
Jones		200m		gold	22.39	1h3/22.70, 1s1/22.40	
Jones			4x100mR	gold	41.71		
Svetlana Laukhova		RUS	100mH	5h2	13.00	7s2/13.03	
Yekaterina Leshchova		RUS	200m	6h3	24.06		
Natalya Sadova	RUS	DT	gold	68.57	1qA/64.43		

YEAR	NAME	COUNTRY	EVENT	PLACE	MARK	PRELIMINARIES
(2001)	Natalya Sologub	BLR	400m	5s1	51.43	4h1/51.78
	Ana Mirela Termure	ROM	JT	10qA	52.65	
	Kelli White	USA	100m	7	11.15	1h1/11.36, 2q4/11.11, 3s2/11.19
	White		200m	bronze	22.56	1h2/22.65, 2s3/22.54
	White		4x100mR	gold	41.71	
Paris 2003 (10)						
Men	Dwain Chambers	GBR	100m	4	10.08	2h7/10.33, 2q4/10.03, 1s2/10.06
	Chambers		4x100mR	silver	38.08	1h4/38.24, 1s2/38.26
	Fouad Chouki	FRA	1500m	8	3:34.05	6h3/3:41.67, 4s2/3:40.64
	Calvin Harrison	USA	400m	6	44.96	1h2/45.43, 2s1/44.71
	Harrison		4x400mR	gold	2:58.88	1h1/3:00.98
	Tim Montgomery	USA	100m	5	10.11	1h5/10.07, 1q1/10.04, 2s1/10.14
	Chris Phillips	USA	110mH	5	13.36	1h5/13.26, 3s3/13.48
	Kevin Toth	USA	SP	4	20.89	4qB/20.39
	Jerome Young	USA	400	gold	44.50	1h6/45.28, 1s1/44.70
	Young		4x400mR	gold	2:58.88	
Women	Regina Jacobs	USA	1500m	6s2	4:06.92	3h1/4:08.64
	Melissa Price	USA	HT	12	62.34	6qA/66.13
	Kelli White	USA	100m	gold	10.85	1h3/11.26, 1q3/10.96, 1s1/10.96
	White		200m	gold	22.05	1h3/22.97, 1q2/22.67, 1s1/22.50
Helsinki 2005 (2)						
Men	Vladislav Piskunov	UKR	HT	12	74.78	4qA/76.04
Women	Neelam Jaswant Singh	IND	DT	9qA	56.70	
Osaka 2007 (1)						
Men	Naman Keita	FRA	400mH	4s3	49.16	1h1/49.45



RESULTS FROM PAST MAJOR CHAMPIONSHIPS

IAAF WORLD CHAMPIONSHIPS IN ATHLETICS

50 Kilometres Walk, Malmö, SWE	18 Sep 76
Women's 3000m & 400mH, Sittard, NED	14-16 Aug 80
1. Helsinki, FIN	7-14 Aug 83
2. Rome (Roma), ITA	28 Aug-6 Sep 87
3. Tokyo, JPN	23 Aug-1 Sep 91
4. Stuttgart, GER	13-22 Aug 93
5. Gothenburg (Göteborg), SWE	4-13 Aug 95
6. Athens (Athina), GRE	1-10 Aug 97
7. Seville (Sevilla), ESP	20-29 Aug 99
8. Edmonton, CAN	3-12 Aug 2001
9. Paris (Saint-Denis), FRA	23-31 Aug 2003
10. Helsinki, FIN	7-14 Aug 2005
11. Osaka, JPN	25 Aug-2 Sep 2007
12. Berlin, GER	15-23 Aug 2009
<i>Daegu, KOR 2011 & Moscow (Moskva), RUS 2013</i>	

For each event, the following data are given:

Full results and brief report from each IAAF World Championship event:
Reports by Mark Butler (83-95 & 2001/2003), Mel Watman (97/99) & Richard Hymans (2005/2007). Field event series are now included for the top eight finalists

Multiple Medallists:

Athletes having won two or more medals in the event

Most Finals:

Athletes having contested most finals (or placed among the top eight in direct finals)

Most Appearances:

Athletes making most appearances (and six or more) in the event at the championships

National placings:

A table of placings by country in the first eight of each final. Point scores are computed by giving eight points for first place, seven for second etc, down to one for eighth

Rule numbers (r) are given in the event of disqualifications at the 1993 World Championships or later. These are:

- 40.1 – Doping violation during or in connection with the championships
- 40.8 – Prior doping violation leading to suspension during the period of the championships
- 41.1 – Doping violation by one or more relay team members
- 142.4 – Failure to participate honestly with bona fide effort
- 162.7 – False start
- 163.2 – Obstruction on the track
- 163.3 – Running out of lane
- 163.5 – Running out of lane (before 800m breakline)
- 168.7 – Illegal hurdle clearance or deliberately knocking down hurdle
- 170.8 – Outgoing runner in 4x400m relay begins running outside take-over zone; second runner in 4x400m relay breaks from lane too early
- 170.9 – Illegal change of waiting place by athletes on third or fourth legs of 4x400m relay
- 170.14 – Baton not passed within take-over zone; gloves or substances worn to give a better grip of the baton
- 170.18 – Unverified team composition or running order
- 230.6a – Failure to comply with definition of race walking according to three different judges



MEN

100 Metres

Helsinki 1983

Final (Aug 8) (-0.3)

1, Carl Lewis	USA	10.07
2, Calvin Smith	USA	10.21
3, Emmit King	USA	10.24
4, Allan Wells	GBR	10.27
5, Juan Núñez	DOM	10.29
6, Christian Haas	FRG	10.32
7, Paul Narracott	AUS	10.33
8, Desai Williams	CAN	10.36

All eyes were not on new world record holder Calvin Smith, but his 22 year-old team mate Lewis. The American had recently clocked the fastest ever sea level sprint marks of 9.97 and 19.75 and won US titles in both sprints and the long jump. Yet there was some question over the ability of Lewis to reproduce that form in Europe: his disastrous last place in the Rome World Cup 100m two years earlier had not been forgotten. Lewis's class showed from the first round in Helsinki. He won his heat from lane 1 in 10.34 yet turned to look at the other runners to his right five times during the race.

By 70m in the final, King appeared to be heading for victory until Lewis accelerated into a comfortable lead. Smith edged in front of King to complete a United States sweep of the medals.

In the final heat of the second round, when Ben Johnson's watch alarm caused a false start.

First round (First 3 & 5 fastest to second round) (Aug 7)

Heat 1: (-1.0) 1, Watson 10.64; 2, Atanasov 10.66; 3, Benjamin 10.76; 4, Mohamed Yudi Purnomo INA 10.76; 5, Thurston Ross TRI 11.08; 6, Peni Bati FIJ 11.11; Sukru Caprazli TUR DNS

Heat 2: (1.8) 1, Núñez 10.38; 2, Egbunike 10.44; 3, Johnson 10.45; 4, Samuels 10.57; 5, Omar Fye GAM 10.76; 6, Hwang Chian-Shin TPE 10.82; 7, John Albertie LCA 10.90; 8, Joske Teabuge NRU 12.20

Heat 3: (1.2) 1, Lewis 10.34; 2, Sharp 10.44; 3, Lara 10.47; 4, Earl Haley GUY 10.77; 5, Earle Laing JAM 10.91; 6, Pit Rapuan MAS 11.03; 7, Vicente Hibrain MOZ 11.20

Heat 4: (-0.2) 1, Williams 10.31; 2, Narracott 10.38; 3, Emmelmann 10.40; 4, Jouko Hassi FIN 10.58; 5, Gregory Simons BER 10.78; 6, Moussa Savadogo MLI 10.88; 7, Alan Zammit MLT 11.25; 8, José Flores HON 11.31

Heat 5: (0.7) 1, Smith 10.30; 2, Kiss 10.45; 3, Woronin 10.50; 4, da Silva 10.51; 5, Joseph Leota SAM 10.92; 6, Georges Taniel VAN 11.02; 7, Nguyen Trunghoa VIE 11.16

Heat 6: (-0.5) 1, Pavoni 10.33; 2, King 10.41; 3, Schröder 10.41; 4, Keating 10.57; 5, Kosmas Stratos GRE 10.65; 6, Christopher Madzokere ZIM 10.84; 7, Ruben Inacio ANG 10.92

Heat 7: (1.8) 1, Wells 10.37; 2, Haas 10.39; 3, Imoh 10.55; 4, Nikolay Sidorov URS 10.59; 5, Wilfredo Almonte DOM 10.72; 6, Giorgio Mautiño PER 10.85; 7, Banana Jarjue GAM 11.04; 8, Trevor Davis AIA 11.53

Heat 8: (2.3) 1, Stewart 10.22w; 2, Brathwaite 10.33; 3, Obeng 10.35; 4, Tatar 10.45; 5, Harouna Pale BUR 10.58; 6, Neville Hodge ISV 10.59; 7, Adnan Abu Laoui JOR 11.17

Heat 9: (1.3) 1, Peñalver 10.24; 2, Sharpe 10.31; 3, Bryzgin 10.33; 4, Richard 10.34; 5, Suchart Chairsuvaparb THA 10.63; 6, Jean-Yves Mallat LIB 11.04; 7, Mohamad Ismail Bakaki AFG 12.33; Lee Kuo-Sheng TPE DNS

Second round (First 4 to semi-finals) (Aug 7)

Heat 1: (1.1) 1, Smith 10.27; 2, Sharpe 10.36; 3, Narracott 10.37; 4, Schröder 10.45; 5, Ernest Obeng GHA 10.51; 6, Innocent Egbunike NGR 10.52; 7, Luke Watson GBR 10.57; 8, Everard Samuels JAM 10.65

Heat 2: (0.8) 1, Lewis 10.20; 2, Stewart 10.37; 3, Sharp 10.41; 4, Emmelmann 10.46; 5, Christopher Brathwaite TRI 10.57; 6, Robson da Silva BRA 10.66; 7, Marian Woronin POL 10.72; 8, Lester Benjamin ANT 10.86

Heat 3: (-1.1) 1, Williams 10.31; 2, Wells 10.37; 3, Núñez 10.39; 4, Lara 10.44; 5, Chidi Imoh NGR 10.45; 6, Viktor Bryzgin URS 10.55; 7, Gerrard Keating AUS 10.59; 8, István Tatar HUN 10.65

Heat 4: (-1.2) 1, King 10.30; 2, Haas 10.36; 3, Peñalver 10.38; 4, Johnson 10.40; 5, Pierfrancesco Pavoni ITA 10.44; 6, Antoine Richard FRA 10.44; 7, Ferenc Kiss HUN 10.53; 8, Valentin Atanasov BUL 10.63

Semi-finals (First 4 to final) (Aug 8)

Heat 1: (-0.8) 1, Smith 10.22; 2, Wells 10.35; 3, Núñez 10.36; 4, King 10.36; 5, Frank Emmelmann GDR 10.40; 6, Ben Johnson CAN 10.44; 7, Tony Sharpe CAN 10.44; 8, Leandro Peñalver CUB 10.47

Heat 2: (-1.0) 1, Lewis 10.28; 2, Narracott 10.38; 3, Williams 10.39; 4, Haas 10.39; 5, Ray Stewart JAM 10.40; 6, Cameron Sharp GBR 10.43; 7, Osvaldo Lara CUB 10.46; 8, Thomas Schröder GDR 10.52

Rome 1987

Final (Aug 30) (1.0)		Reactions		
1,	Carl Lewis	USA	9.93	0.196
2,	Ray Stewart	JAM	10.08	0.235
3,	Linford Christie	GBR	10.14	0.135
4,	Attila Kovács	HUN	10.20	0.201
5,	Viktor Bryzgin	URS	10.25	0.139
6,	Lee McRae	USA	10.34	0.225
7,	Pierfrancesco Pavoni	ITA	16.23	0.163
	Ben Johnson	CAN	DQ (9.83)	0.109

Carl Lewis, now the Olympic Champion, had been regarded as the world's number one between 1981 and 1985. Ben Johnson took over in 1986, beating Lewis 3-0. The Canadian had already won the world indoor title in 1987 and clocked 9.95 at sea level. Rome was to see the first meeting of the year of the world's two most exciting athletes.

Lewis wasted no time in confirming his form by registering the fastest-ever first round clocking, 10.05. He was even quicker in the semis. Johnson also won his semi. His time was slower but his start and pickup were impressive.

Johnson and Lewis were drawn in lanes 4 and 5 in the final. A paralytically fast start by the Canadian gave him an instant metre's lead over Lewis, and he increased this by half as much again at halfway. None of the other finalists was near.

It soon became clear that even Lewis's renowned finish would make little impression on the Canadian, who stopped the stadium clock at a stunning 9.84. This was corrected to 9.83, a full one tenth quicker than the previous world record which Lewis equalled. Detailed analysis of the race showed that Johnson's start made the difference. His reaction time (originally reported as 0.129 but actually 0.109) was 0.085 quicker than that of Lewis, and he reached halfway in 5.53 (Lewis 5.64). The American made up just 0.01 in the second 50m.

"I did not do what I had to do out of the blocks," said Lewis immediately after the race. "Ben is a great runner. He set a world record and ran a great race. He deserved to win today."

Others were less generous with their comments. Johnson's feat provoked rumours of drug-taking for the remainder of the World Championships. Regretably, all these were confirmed, on admission by the Canadian in 1989. One year earlier, he had been disqualified for failing a doping control test at the Seoul Olympic Games. The IAAF Council acted to annul Johnson's world record and strip him of his Rome gold, which went to Lewis, who thus retained his title. Lewis's time therefore effectively equalled the world record of the time but was never ratified as such by the IAAF.

First round (First 4 & 4 fastest to second round) (Aug 29)

Heat 1: (1.8) 1, Stewart 10.23; 2, Desruelles 10.39; 3, McFarlane 10.39; 4, Cheng 10.41; 5, Mark Witherspoon USA 10.65; 6, Leandro Peñalver CUB 10.65; 7, Earl Hazel SKN 10.96; 8, Robert Loua GUI 11.09

Heat 2: (1.3) 1, Morinière 10.29; 2, Yevgenyev 10.33; 3, Simón 10.34; 4, McRae 10.34; 5, Haas 10.39; 6, Issa Allassane BEN 10.68; 7, Hanna Ziad LIB 11.04; 8, Mohd Eid Ismail Amawi PLE 11.56

Heat 3: (0.4) 1, da Silva 10.42; 2, de Kom 10.49; 3, Muravyov 10.53; 4, Pale 10.68; 5, Théophile Nkounkou CGO 10.89; Youssouf Ali COM, Greg Barnes ISV & Allan Wells GBR DNS

Heat 4: (1.6) 1, Pavoni 10.24; 2, Bryzgin 10.25; 3, Christie 10.29; 4, Fuwa 10.43; 5, Li Tao CHN 10.52; 6, Julien Thode AHO 10.69; 7, Oscar Fernández PER 11.04; 8, Alan Zammit MLT 11.32

Heat 5: (0.6) 1, Smith 10.39; 2, Arques 10.41; 3, Seck 10.43; 4, Nwankwo 10.43; 5, Selmi 10.48; 6, Rodney Cox TKS 11.18; 7, Gilbert Bessi MON 11.77; Johnson DQ (10.24)

Heat 6: (1.5) 1, Lewis 10.05; 2, Kovács 10.26; 3, Atanasov 10.39; 4, Chacón 10.43; 5, Dirk Schweisfurth FRG 10.50; 6, Arnaldo Abrantes POR 10.64; 7, Rick Hiram NRU 11.37; Trevor Davis AIA DNS

Heat 7: (2.5) 1, Imoh 10.22w; 2, Berger 10.22; 3, Williams 10.30; 4, Akogyiram 10.37; 5, Bonfim 10.41; 6, Jerry Jeremiah VAN 10.81; 7, I Mohamed-Waheed MDV 11.48; Takale Tuna PNG DNS

Second round (First 3 & 4 fastest to semi-finals) (Aug 29)

Heat 1: (-2.9) 1, Lewis 10.38; 2, Christie 10.40; 3, Kovács 10.52; 4, Robson da Silva BRA 10.53; 5, Christian Haas FRG 10.65; 6, Ronald Desruelles BEL 10.69; 7, Ricardo Chacon CUB 10.70; 8, Vladimir Muravyov URS 10.80

Heat 2: (-1.5) 1, Bryzgin 10.29; 2, Berger 10.35; 3, McFarlane 10.35; 4, Max Morinière FRA 10.39; 5, Charles Seck SEN 10.43; 6, Desai Williams CAN 10.43; 7, Cheng Hsin Fu TPE 10.53; 8, Harouna Pale BUR 10.67

Heat 3: (-0.1) 1, Imoh 10.20; 2, McRae 10.21; 3, Pavoni 10.28; 4, Akogyiram 10.31; 5, Atanasov 10.37; 6, Hiroki Fuwa JAP 10.38; 7, Ahmed de Kom NED 10.45; 8, Joilto Bonfim BRA 10.46

Heat 4: (-0.4) 1, Stewart 10.14; 2, Simón 10.23; 3, Yevgenyev 10.37; 4, Smith 10.37; 5, Javier Arques ESP 10.46; 6, Mustapha Selmi ALG 10.48; 7, Patrick Nwankwo NGR 10.49; Johnson DQ (10.14)

Semi-finals (First 4 to final) (Aug 30)

Heat 1: (-0.3) 1, Christie 10.25; 2, Pavoni 10.33; 3, McRae 10.37; 4, Andreas Berger AUT 10.37; 5, Eric Akogyiram GHA 10.40; 6, Andrew Smith JAM 10.41; 7, Aleksandr Yevgenyev URS 10.51; Johnson DQ (10.15)

Heat 2: (-1.3) 1, Lewis 10.03; 2, Stewart 10.12; 3, Kovács 10.22; 4, Bryzgin 10.23; 5, Andrés Simón CUB 10.24; 6, Chidi Imoh NGR 10.29; 7, Mike McFarlane GBR 10.38; 8, Valentin Atanasov BUL 10.53

Tokyo 1991

Final (Aug 25) (1.2)

1,	Carl Lewis	USA	9.86WR	0.140
2,	Leroy Burrell	USA	9.88	0.120
3,	Dennis Mitchell	USA	9.91	0.090
4,	Linford Christie	GBR	9.92	0.126
5,	Frankie Fredericks	NAM	9.95	0.151
6,	Ray Stewart	JAM	9.96	0.114
7,	Robson da Silva	BRA	10.12	0.172
8,	Bruny Surin	CAN	10.14	0.148

The final, in which 1987 silver medallist Ray Stewart found a Jamaican record of 9.96 good enough for only sixth place, was generally regarded as the greatest sprint race of all-time. Once again Carl Lewis was a key figure. Since retaining his Olympic title in 1988, he had been overshadowed by another American, Leroy Burrell, who improved the world record to 9.90 at the 1991 US Championships. Lewis was second in that race in 9.93 – his fastest for three years.

In the second round, Lewis clocked a windy 9.80. Two other men broke 10 seconds on what proved to be a very fast surface. The semi-finals were won by Lewis and Burrell in 9.93 and 9.94 respectively – the fastest preliminaries ever.

The two principals were drawn together for the final, but the best start was made by the third American, Mitchell. At halfway Stewart (5.54) had edged in front with Lewis sixth. Burrell took over only to be passed at 90m by Lewis's spectacular finish. The 30 year-old American won with new world record figures of 9.86. Burrell was also inside the old record. Mitchell took the bronze and became the third-fastest man in history.

"He passed us like we were standing still," said Burrell, who ran the second half of the race in 4.33 compared to Lewis's 4.25.

There were some controversy after the race when it was revealed that Mitchell's reaction time at the start had been 0.09 – so quick that an automatic false start alert would have been sounded on the starter's headphones. It transpired that the starter chose not to wear headphones. He was not obliged to do so, as IAAF rule 122.1 stated: "The starter shall have the entire control of the competitors on their marks and shall be the sole judge of any fact connected with the start of the race."

First round (First 3 and 2 fastest to second round) (Aug 24)

Heat 1: (1.6) 1, Sangouma 10.27; 2, Braithwaite 10.31; 3, Lawson 10.38; 4, Imoh 10.42; 5, Neville Hodge ISV 10.51; 6, Thabani Gonye ZIM 10.92; 7, Bothoko Shebe LES 10.96; 8, Ahmed Shageef MDV 11.18

Heat 2: (0.3) 1, Fredericks 10.21; 2, Tuffuor 10.36; 3, Marlicki 10.49; 4, Daniel Cojocarou ROU 10.51; 5, Sun-Kuk Jin KOR 10.67; 6, Visut Watanasin THA 10.68; 7, Mark Sherwin COK 11.35; Karim Abdul AFG DNS

Heat 3: (1.0) 1, Mitchell 10.27; 2, Green 10.38; 3, Gariba 10.38; 4, Joel Lamela CUB 10.53; 5, Kennedy Ondiek KEN 10.57; 6, Joel Otim UGA 11.06; Mohamed Abderrehin LBA DNS

Heat 4: (0.1) 1, Burrell 10.17; 2, Zirignon 10.20; 3, Silva 10.42; 4, Steffen Bringmann GER 10.47; 5, Jason Livingston GBR 10.57; 6, Florencio Aguilar PAN 10.85; 7, Dudley Den Dulk AHO 11.10

Heat 5: (1.3) 1, Ezinwa 10.25; 2, Morinière 10.28; 3, Khramarenko 10.36; 4, Kovács 10.39; 5, Juan Jesús Trapero ESP 10.44; 6, Eduardo Nava MEX 10.56; 7, Edmund Estaphane LCA 10.62; 8, Trevor Davis AIA 11.16

Heat 6: (0.2) 1, Stewart 10.17; 2, da Silva 10.24; 3, Sugimoto 10.58; 4, Valentin Atanasov BUL 10.63; 5, Khaled Jouma BRN 10.68; 6, Ousmane Diarra MLI 10.69; 7, Jerry Jeremiah VAN 10.82; 8, Fred Rocio GUM 12.27

Heat 7: (0.3) 1, Christie 10.39; 2, Inoue 10.43; 3, Seck 10.60; 4, Eric Haynes SKN 10.82; 5, Franck Olivier Zio BUR 10.97; 6, Erwin Heru INA 11.14; 7, Tryson Duburiya NRU 12.04; Joseph Gikonyo KEN DNS

Heat 8: (1.4) 1, Surin 10.28; 2, Berger 10.40; 3, Moreno 10.44; 4, Horace Dove-Edwin SLE 10.48; 5, Gilles Quenéhervé FRA 10.59; 6, Fortune Ogouchi BEN 10.92; 7, Christian Mandengue CMR 10.98; 8, Goolam Ambia BAN 11.09

Heat 9: (0.2) 1, Lewis 10.12; 2, Madonia 10.43; 3, Yamashita 10.55; 4, Yiannis

Zisimides CYP 10.68; 5, Rodney Cox TKS 11.02; 6, Jerome Romain DMA 11.09; Cengiz Kavaklioglu TUR DNS

Heat 10: (1.4) 1, Adeniken 10.20; 2, Mahorn 10.25; 3, Savin 10.36; 4, Fernando Botasso BRA 10.44; 5, Junior Cornette GUY 10.63; 6, Hsieh Tzong-Tze TPE 10.79; 7, John Hou PNG 11.04; Adam Hassam Sakkak SUD DNS

Second round (First 4 to semi-finals) (Aug 24)

Heat 1: (4.6) 1, Stewart 10.02w; 2, Mitchell 10.05; 3, Ezinwa 10.23; 4, Madonia 10.24; 5, Max Morinière FRA 10.24; 6, Vitaly Savin URS 10.26; 7, Jacek Marlicki POL 10.38; 8, Tetsuya Yamashita JPN 10.56

Heat 2: (4.3) 1, Lewis 9.80w; 2, Christie 9.90; 3, Surin 10.01; 4, Green 10.18; 5, Emmanuel Tuffuor GHA 10.19; 6, Arnaldo Silva BRA 10.32; 7, Carlos Moreno CHI 10.40; 8, Chidi Imoh NGR 10.46

Heat 3: (1.5) 1, Burrell 10.11; 2, Sangouma 10.23; 3, Zirignon 10.30; 4, Gariba 10.43; 5, Darren Braithwaite GBR 10.45; 6, Boévi Lawson TOG 10.60; 7, Tatsuo Sugimoto JPN 10.61; Andreas Berger AUT DNS

Heat 4: (4.1) 1, Fredericks 9.89w; 2, Adeniken 10.00; 3, Mahorn 10.01; 4, da Silva 10.08; 5, Satoru Inoue JPN 10.21; 6, Oleg Khramarenko URS 10.23; 7, Attila Kovács HUN 10.23; 8, Charles Seck SEN 10.46

Semi-finals (First 4 to final) (Aug 25)

Heat 1: (1.3) 1, Lewis 9.93; 2, Fredericks 10.02; 3, Surin 10.07; 4, da Silva 10.13; 5, Olapade Adeniken NGR 10.17; 6, Jean-Olivier Zirignon CIV 10.25; 7, Salaam Gariba GHA 10.37; 8, Michael Green JAM 10.38

Heat 2: (1.1) 1, Burrell 9.94; 2, Mitchell 9.99; 3, Christie 9.99; 4, Stewart 10.03; 5, Daniel Sangouma FRA 10.18; 6, Atlee Mahorn CAN 10.18; 7, Davidson Ezinwa NGR 10.20; 8, Ezio Madonia ITA 10.33

Stuttgart 1993

Final (Aug 15) (0.3)

1,	Linford Christie	GBR	9.87	0.140
2,	Andre Cason	USA	9.92	0.183
3,	Dennis Mitchell	USA	9.99	0.128
4,	Carl Lewis	USA	10.02	0.144
5,	Bruny Surin	CAN	10.02	0.148
6,	Frankie Fredericks	NAM	10.03	0.146
7,	Daniel Effiong	NGR	10.04	0.164
8,	Ray Stewart	JAM	10.18	0.166

Tokyo 1991 proved to be a turning point for Christie, who announced his retirement after finishing behind three Americans despite clocking 9.92. He changed his mind and came back for his best ever year in 1992, taking the Olympic title. Carl Lewis, meanwhile, had a poor year as a sprinter in 1992, failing to make the US team for the 100m. But that did not stop some observers saying the Olympic final was "soft" in Lewis's absence.

Christie comfortably beat Lewis one month before Stuttgart and did so again at the World Championships. His winning time of 9.87 was achieved with a following wind of 0.3m compared with the 1.2m enjoyed by Lewis in the 1991 final.

Cason led the American challenge, clocking personal bests in the second round and semi-final. In the final he was even quicker, and was in front 70m before being caught by the long-striding Briton. Mitchell repeated his 1991 bronze.

Lewis improved from last at 60m to fourth place, and was therefore beaten for the first time in a World or Olympic 100m final. Six of the eight finalists had also contested the Tokyo final two years earlier.

"I did not think I ran that fast," said the 33 year-old Christie. "I thought that I might have done a 9.92. I concentrated on getting a good start."

First round (First 3 & 5 fastest to second round) (Aug 14)

Heat 1: (-0.6) 1, Mitchell 10.26; 2, Inoue 10.43; 3, Boldon 10.51; 4, Estaphane 10.54; 5, Miguel Janssen ARU 10.62; 6, Jin Sun-Kuk KOR 10.66; 7, Ahmed Al-Mammari OMA 10.78; 8, Arfin Abdullah INA 11.11

Heat 2: (-0.3) 1, Fredericks 10.32; 2, Terzian 10.36; 3, Cummins 10.44; 4, Anvar Kuchmuradov UZB 10.56; 5, Charles Tayot GAB 10.82; 6, Cephas Lemba ZAM 10.87; 7, A Tamba LBR 11.29; Stefan Burkart SUI DNS

Heat 3: (0.7) 1, Christie 10.24; 2, Silva 10.41; 3, Cojocarou 10.49; 4, Stephen Lewis MNT 10.59; 5, Junior Cornette GUY 10.61; 6, David Nkoua CGO 10.92; Gustavo Envela GEQ DNS

Heat 4: (-0.2) 1, Surin 10.23; 2, Tuffuor 10.30; 3, Zirignon 10.38; 4, Abdoulie Jannah GAM 10.66; 5, Abdolsadeh Gorgani IRI 10.67; 6, Mario Bonello MLT 11.05; 7, Lam Hai Van VIE 11.28; Augustine Nketia NZL DNS

Heat 5: (0.5) 1, Cason 10.09; 2, Sangouma 10.40; 3, Bensaddou 10.51; 4, Enrique Talavera ESP 10.58; 5, Wayne Watson JAM 10.64; 6, Goolam Ambia BAN 10.72; 7, Theodore Haba GUI 10.75; 8, Mouredine Ould Mounira MTN 10.96

Heat 6: (0.8) 1, Lewis 10.15; 2, Blume 10.36; 3, Mahorn 10.55; 4, Sanusi Turay SLE 10.68; 5, Hisatsugu Suzuki JPN 10.72; 6, Ricky Canon NRU 11.72; 7, Bakar Chehou Inzoudine COM 11.99; Gaetan Desmangles FRA DQ (r162.7)

Heat 7: (0.7) 1, Effiong 10.23; 2, Loum 10.41; 3, Valik 10.48; 4, Zalewski 10.49; 5, Miguel Miranda MEX 10.71; 6, Trevor Davis AIA 10.78; 7, Laurent Kemp LUX 10.95

Heat 8: (-0.2) 1, Stewart 10.23; 2, Porkhomovskiy 10.36; 3, Gariba 10.38; 4, Morinière 10.50; 5, Khalid Juma BRN 10.93; 6, Eswort Coombs STV 10.95; 7, Mark Sherwin COK 11.37; Saad Al Motery KUW DNS

Heat 9: (-1.1) 1, Esmie 10.30; 2, John 10.34; 3, Savin 10.35; 4, Diarra 10.42; 5, Muyaba 10.55; 6, Claus Hirsbro DEN 10.78; 7, Danny Charles SEY 11.00; 8, Bounhom Siliphon LAO 11.46

Second round (First 4 to semi-finals) (Aug 14)

Heat 1: (-0.8) 1, Lewis 10.11; 2, Esmie 10.30; 3, John 10.31; 4, Inoue 10.34; 5, Daniel Sangouma FRA 10.47; 6, Jiri Valik CZE 10.53; 7, Edmund Estaphane LCA 10.57; 8, Driss Bensaddou MAR 10.63

Heat 2: (-0.1) 1, Mitchell 10.08; 2, Stewart 10.11; 3, Effiong 10.15; 4, Mahorn 10.20; 5, Marc Blume GER 10.32; 6, Salaam Gariba GHA 10.42; 7, Jean-Olivier Zirignon CIV 10.44; 8, Marek Zalewski POL 10.49

Heat 3: (0.1) 1, Christie 10.00; 2, Surin 10.07; 3, Porkhomovskiy 10.33; 4, Terzian 10.34; 5, Vitaliy Savin KAZ 10.36; 6, Ousmane Diarra MLI 10.41; 7, Max Morinière FRA 10.58; 8, Kirk Cummins BAR 10.60

Heat 4: (-0.1) 1, Cason 9.96; 2, Fredericks 10.06; 3, Tuffuor 10.26; 4, Loum 10.33; 5, Arnaldo Silva BRA 10.38; 6, Daniel Cojocarou ROU 10.41; 7, Ato Boldon TRI 10.48; Fabien Muyaba ZIM DNS

Semi-finals (First 4 to final) (Aug 15)

Heat 1: (0.3) 1, Cason 9.94; 2, Effiong 9.98; 3, Lewis 10.02; 4, Fredericks 10.05; 5, Atlee Mahorn CAN 10.21; 6, Jason John GBR 10.34; 7, Alexandros Terzian GRE 10.36; 8, Satoru Inoue JPN 10.39

Heat 2: (0.9) 1, Christie 9.97; 2, Mitchell 10.06; 3, Surin 10.07; 4, Stewart 10.16; 5, Aleksandr Porkhomovskiy RUS 10.20; 6, Emmanuel Tuffuor GHA 10.23; 7, Robert Esmie CAN 10.23; 8, Oumar Loum SEN 10.60

Gothenburg 1995

Final (Aug 6) (1.0)

1,	Donovan Bailey	CAN	9.97	0.138
2,	Bruny Surin	CAN	10.03	0.132
3,	Ato Boldon	TRI	10.03	0.114
4,	Frankie Fredericks	NAM	10.07	0.134
5,	Michael Marsh	USA	10.10	0.155
6,	Linford Christie	GBR	10.12	0.110
7,	Olapade Adeniken	NGR	10.20	0.127
8,	Raymond Stewart	JAM	10.29	0.135

Christie's hopes of defending his title successfully ended when he succumbed to a hamstring injury in his semi-final. The Briton decided to contest the final at the last minute and got the best start, but faded from contention after halfway. Meanwhile, Boldon (lane 4) established a lead. Bailey (lane 5), who got a bad start, was pulled along by the young Trinidadian. He overtook Boldon in the last 40m and moved further away all the way until the finish. Surin also caught Boldon to give Canada gold and silver. All three medallists had Caribbean origins, because Bailey was born in Jamaica and Surin in Haiti.

The 1991 and 1993 bronze medallist, Mitchell, walked to the finish of his heat after suffering cramp after about five strides. Marsh was the only non-Commonwealth finalist and his fifth place represented the United States's worst showing in this event.

First round (First 3 & 4 fastest to second round) (Aug 5)

Heat 1: (0.6) 1, Aliu 10.20; 2, Braithwaite 10.25; 3, Ribeiro 10.37; 4, Yiannis Zisimides CYP 10.53; 5, Vitaliy Medvedev KAZ 10.54; 6, Nigel Jones GRN 10.88; 7, Alberto Mendes DOM 10.92; 8, Toluta'u Koula TGA 10.98

Heat 2: (-0.3) 1, Fredericks 10.18; 2, Grigoryev 10.24; 3, Thompson 10.27; 4, Diarra 10.38; 5, Benjamin Sirimou CMR 10.51; 6, Franck Amegnigan TOG 10.81; 7, Aziz Matter BRN 10.93; 8, Ahmed Shageef MDV 11.46

Heat 3: (0.7) 1, Bailey 10.13; 2, Greene 10.26; 3, Henderson 10.35; 4, Kramarenko 10.46; 5, Daniel Cojocarou ROU 10.67; 6, Azmi Ibrahim MAS 10.76; 7, Tesfaye Jenbere ETH 11.20

Heat 4: (0.0) 1, Green 10.20; 2, Nketia 10.24; 3, John 10.25; 4, Hedner 10.43; 5, Turay 10.43; 6, Alex Terzian GRE 10.47; 7, Matarr N'jie GAM 11.05; 8, Odair da Costa STP 11.19

Heat 5: (-0.2) 1, Boldon 10.24; 2, Karlsson 10.35; 3, Gilbert 10.36; 4, Jaime Barragan MEX 10.53; 5, Jorge Aguilera CUB 10.58; 6, Frutos Feo ESP 10.59; 7, Ricky Canon NRU 11.51; 8, Tururangi Tarapu COK 11.85

Heat 6: (-0.7) 1, Surin 10.24; 2, Stewart 10.27; 3, Meité 10.40; 4, Satoru Inoue JPN 10.56; 5, Aleksey Chikhachov UKR 10.56; 6, Peter Pulu NGU 10.68; 7, Lin Wei CHN 10.68; 8, Ahmed Al-Mammari OMA 10.94

Heat 7: (-1.3) 1, Tuffuor 10.24; 2, Alexopoulos 10.35; 3, Savin 10.49; 4, Claus Hirsbro DEN 10.52; 5, Dmitriy Vanyaikin UKR 10.62; 6, Garfield Gill BAR 10.90; 7, Albert Juan GUM 11.56; 8, Darren Tuitt MNT 11.67

Heat 8: (-0.1) 1, Christie 10.26; 2, Blume 10.39; 3, Porkhomovskiy 10.44; 4, Matias Ghansah SWE 10.49; 5, Resat Oguz TUR 10.65; 6, Fabian Muyaba ZIM 10.67; 7, Patrick Mucci Rauumbo GAB 10.73

Heat 9: (-0.8) 1, Marsh 10.28; 2, Adeniken 10.30; 3, Wells 10.33; 4, Leonardo

Prevot CUB 10.60; 5, Patrick Delice TRI 10.69; 6, Kfir Golan ISR 10.71; 7, Bimal Tarafdar BAN 10.90

Heat 10: (0.8) 1, Chen 10.37; 2, da Silva 10.37; 3, Naylor 10.45; 4, Fernando Ramirez NOR 10.53; 5, Huang Hsin-ping TPE 10.66; 6, Vladislav Chernobay KGZ 11.00; Davidson Ezinwa NGR DNS

Heat 11: (-2.2) 1, Isasi 10.44; 2, Burkart 10.61; 3, Ito 10.62; 4, Sidnei de Souza BRA 10.63; 5, Kurvin Wallace SKN 10.82; 6, Francisco Afang GEQ 11.82; Dennis Mitchell USA DNF

Heat 12: (-1.7) 1, Marsh 10.27; 2, Stevens 10.42; 3, Markoullides 10.43; 4, Chintake De Zoysa SRI 10.60; 5, Miguel Janssen ARU 10.73; 6, Alvin Daniel TRI 10.81; 7, Thanh Giang VIE 11.18; Illiassou Hassan NIG DNS

Second round (First 3 & 1 fastest to semi-finals) (Aug 5)

Heat 1: (-0.3) 1, Bailey 10.18; 2, Marsh 10.25; 3, da Silva 10.29; 4, Alexandros Alexopoulos GRE 10.29; 5, Chen Wenzhong CHN 10.32; 6, Ioannis Markoullides CYP 10.41; 7, Ibrahim Meité CIV 10.50; 8, Sanusi Turay SLE 10.55

Heat 2: (0.0) 1, Christie 10.15; 2, Stewart 10.24; 3, Grigoryev 10.27; 4, Paul Henderson AUS 10.34; 5, Deji Aliu NGR 10.36; 6, Lars Hedner SWE 10.41; 7, Patrick Stevens BEL 10.42; 8, Vitaliy Savin KAZ 10.47

Heat 3: (-0.8) 1, Adeniken 10.23; 2, Green 10.26; 3, Nketia 10.28; 4, Emmanuel Tuffuor GHA 10.29; 5, Jason John GBR 10.39; 6, Aleksandr Porkhomovskiy RUS 10.52; 7, Ousmane Diarra MLI 10.54; 8, Stefan Burkart SUI 10.69

Heat 4: (2.1) 1, Marsh 10.03w; 2, Fredericks 10.09; 3, Isasi 10.22; 4, Édson Ribeiro BRA 10.29; 5, Peter Karlsson SWE 10.39; 6, Oleg Kramarenko UKR 10.40; 7, Marc Blume GER 10.40; 8, Glenroy Gilbert CAN 10.41

Heat 5: (-0.5) 1, Boldon 10.04; 2, Surin 10.14; 3, Wells 10.18; 4, Braithwaite 10.23; 5, Obadele Thompson BAR 10.30; 6, Maurice Greene USA 10.35; 7, Yoshitaka Ito JPN 10.48; 8, Shane Naylor AUS 10.49

Semi-finals (First 4 to final) (Aug 6)

Heat 1: (-0.2) 1, Surin 10.03; 2, Boldon 10.10; 3, Fredericks 10.10; 4, Christie 10.12; 5, Robson da Silva BRA 10.20; 6, Renward Wells BAH 10.27; 7, Michael Green JAM 10.30; 8, Gus Nketia NZL 10.45

Heat 2: (1.8) 1, Bailey 10.04; 2, Marsh 10.08; 3, Adeniken 10.16; 4, Stewart 10.17; 5, Damien Marsh AUS 10.20; 6, Joel Isasi CUB 10.22; 7, Darren Braithwaite GBR 10.28; 8, Andrey Grigoryev RUS 10.30

Athens 1997

Final (Aug 3) (0.2)

1,	Maurice Greene	USA	9.86	0.134
2,	Donovan Bailey	CAN	9.91	0.145
3,	Tim Montgomery	USA	9.94	0.134
4,	Frankie Fredericks	NAM	9.95	0.129
5,	Ato Boldon	TRI	10.02	0.123
6,	Davidson Ezinwa	NGR	10.10	0.135
7,	Bruny Surin	CAN	10.12	0.147
8,	Michael Marsh	USA	10.29	0.146

Training partners Boldon and Greene ran sensational times in the second round. Boldon threw away the chance of a world record when he eased up for a 9.87 clocking, the fastest ever heat time and just 3/100ths away from Bailey's world record, while Greene finished second in a personal best equalling 9.90. Greene duplicated that time to win his semi just ahead of defending champion Bailey (9.91), Boldon taking his in the most casual looking 10.00 ever seen.

In the final, though, Boldon – claiming he suffered from cramp – was not a factor. Greene, who hadn't even reached the semi-finals in Gothenburg, dominated the race from the outset. He was 8/100ths ahead of a slow starting Bailey after 10m and finished 5/100ths clear in 9.86 to move to equal third on the world all-time list. It was his fifth legal mark of 9.90 or faster that season, an unprecedented display of high level consistency. With Montgomery edging Fredericks for the bronze, the USA was riding high again in the world of sprinting. "I said I would bring American sprinting back to the top and this was the start of achieving that aim," said Greene.

First round (First 3 & 9 fastest to second round) (Aug 2)

Heat 1: (0.7) 1, da Silva 10.28; 2, Zirignon 10.31; 3, Donaldson 10.43; 4, Carlton Chambers CAN 10.49; 5, Paulo Neves POR 10.51; 6, Pascal Dangbo BEN 10.78; 7, Toluta'u Koula TGA 10.85; 8, Watson Nyambek MAS 11.60

Heat 2: (0.4) 1, Krzywanski 10.37; 2, Fedoriv 10.38; 3, Gali 10.39; 4, Torbjörn Mårtensson SWE 10.46; 5, Neil Ryan IRL 10.57; 6, Tomy Kafri ISR 10.64; 7, Patrick Raoumbe Mucci GAB 10.69; 8, Nelson Kabitana SOL 11.61

Heat 3: (1.0) 1, Greene 10.32; 2, Karlsson 10.32; 3, Balcerzak 10.41; 4, Per Ivar Sivle NOR 10.42; 5, Dennis Mowatt JAM 10.52; 6, Nigel Jones GRN 10.68; 7, Antonio Serpas ESA 10.77; 8, DeVon Bean BER 10.78

Heat 4: (1.4) 1, Pavlakakis 10.11; 2, Bailey 10.17; 3, Tilli 10.25; 4, Devonish 10.26; 5, Wells 10.34; 6, Lachkovics 10.34; 7, Ruslan Rusidze GEO 10.67; 8, Elston Shaw BIZ 11.13

Heat 5: (-0.6) 1, Marsh 10.16; 2, Stevens 10.30; 3, Marcoullides 10.35; 4, Koji Ito JPN 10.46; 5, Joseph Styles BAH 10.52; 6, Alexandros Yenovelis GRE 10.58; 7, Lok To Wai HKG 10.67; 8, Kim Collins SKN 21.73

Heat 6: (0.4) 1, Boldon 10.11; 2, Pérez-Rionda 10.33; 3, Mackie 10.42; 4, Carlos Gats ARG 10.43; 5, Miguel Janssen ARU 10.47; 6, Ibrahim Meité CIV 10.50; 7, Carlos Moreno CHI 10.53

Heat 7: (0.5) 1, Montgomery 10.12; 2, Obikwelu 10.22; 3, Zakari 10.26; 4, Cooper 10.35; 5, Ousmane Diarra MLI 10.42; 6, Frutos Feo ESP 10.54; 7, Lee Hyung-Keun KOR 10.73; 8, Mohammad Alam BAN 10.83

Heat 8: (-0.5) 1, Ogunkoya 10.24; 2, Papadias 10.32; 3, Pilarczyk 10.38; 4, Issa Aimé Nthepe CMR 10.50; 5, Tomaz Bozic SLO 10.64; 6, Horace Dove-Edwin SLE 10.65; 7, Mario Bonello MLT 10.92; 8, Mohammed Amir MDV 11.18

Heat 9: (0.6) 1, Fredericks 10.21; 2, Porkhomovskiy 10.25; 3, Calado 10.26; 4, Insakovs 10.28; 5, Carlos Villaseñor MEX 10.50; 6, Gabriel Simón ARG 10.79; 7, Mpho Maocha BOT 10.86; Venancio José ESP DQ (r162.7)

Heat 10: (0.7) 1, Nkansah 10.16; 2, Spencer 10.18; 3, Campbell 10.21; 4, Zisimides 10.30; 5, Tsuchie 10.40; 6, Jack Laurence VAN 10.97; 7, Detrickson Anson FSM 11.47; Ilgor Strakh UKR DNF

Heat 11: (-0.1) 1, Asahara 10.22; 2, Thompson 10.26; 3, Delai 10.32; 4, Powell 10.34; 5, Chinthaka De Zoysa SRI 10.43; 6, Anvar Kuchmuradov UZB 10.49; 7, Norberto Nsue GEQ 11.65; 8, Daniel Adachi PLW 11.90

Heat 12: (-0.3) 1, Esmie 10.22; 2, Ezinwa 10.23; 3, Tuffuor 10.24; 4, Katsantonis 10.36; 5, Gus Nketia NZL 10.41; 6, Ivan Slehr CZE 10.55; 7, Peter Pulu PNG 10.77; 8, Trevor Davis AIA 11.07

Heat 13: (0.2) 1, Surin 10.32; 2, Wijmeersch 10.43; 3, Al-Kuwari 10.48; 4, Juan Pedro Toledo MEX 10.56; 5, José Illán ESP 10.60; 6, Amarildo Almeida GBS 10.92; 7, Huang Hsin-Ping TPE 11.09

Second round (First 2 & 4 fastest to semi-finals) (Aug 2)

Heat 1: (1.3) 1, Boldon 9.87; 2, Greene 9.90; 3, Andrey Fedoriv RUS 10.22; 4, Haris Papadias GRE 10.23; 5, Ian Mackie GBR 10.24; 6, Marcin Krzywanski POL 10.33; 7, Hiruyasu Tsuchie JPN 10.38; 8, Chris Donaldson NZL 10.40

Heat 2: (0.4) 1, Surin 10.06; 2, Pavlakakis 10.22; 3, Luis Pérez-Rionda CUB 10.25; 4, Piotr Balcerzak POL 10.32; 5, Prodromos Katsantonis CYP 10.33; 6, Erik Wijmeersch BEL 10.34; 7, Stéphane Cali FRA 10.47; Percy Spencer JAM DNS

Heat 3: (1.2) 1, Montgomery 9.99; 2, Bailey 10.10; 3, Campbell 10.13; 4, Cooper 10.21; 5, Ryszard Pilarczyk POL 10.26; 6, Saad Al-Kuwari QAT 10.40; 7, Peter Karlsson SWE 10.40; 8, André da Silva BRA 12.56

Heat 4: (-0.3) 1, Marsh 10.05; 2, Tuffuor 10.23; 3, Jean-Olivier Zirignon CIV 10.25; 4, Aleksander Porkhomovskiy RUS 10.27; 5, Seun Ogunkoya NGR 10.33; 6, Donovan Powell JAM 10.35; 7, Marlon Devonish GBR 10.37; 8, Aninos Marcoullides CYP 10.39

Heat 5: (-0.7) 1, Nkansah 10.15; 2, Obikwelu 10.17; 3, Robert Esmie CAN 10.25; 4, Patrick Stevens BEL 10.31; 5, Sergejs Insakovs LAT 10.34; 6, Stefano Tilli ITA 10.36; 7, Jone Delai FIJ 10.47; 8, Renward Wells BAH 10.57

Heat 6: (0.5) 1, Fredericks 9.99; 2, Ezinwa 10.11; 3, Asahara 10.17; 4, Thompson 10.21; 5, Abdul Aziz Zakari GHA 10.29; 6, Yiannis Zisimides CYP 10.37; 7, Martin Lachkovics AUT 10.39; 8, Carlos Calado POR 10.41

Semi-finals (First 4 to final) (Aug 3)

Heat 1: (-0.8) 1, Boldon 10.00; 2, Ezinwa 10.15; 3, Marsh 10.21; 4, Surin 10.22; 5, Angelos Pavlakakis GRE 10.29; 6, Obadele Thompson BAR 10.30; 7, Emmanuel Tuffuor GHA 10.33; 8, Darren Campbell GBR 10.37

Heat 2: (0.5) 1, Greene 9.90; 2, Bailey 9.91; 3, Fredericks 9.93; 4, Montgomery 10.08; 5, Eric Nkansah GHA 10.18; 6, Francis Obikwelu NGR 10.20; 7, Sayon Cooper LBR 10.30; 8, Nobuharu Asahara JPN 10.33

Seville 1999

Final (Aug 22) (0.2)

1,	Maurice Greene	USA	9.80	0.132
2,	Bruny Surin	CAN	9.84	0.127
3,	Dwain Chambers	GBR	9.97	0.140
4,	Obadele Thompson	BAR	10.00	0.145
5,	Tim Harden	USA	10.02	0.136
6,	Tim Montgomery	USA	10.04	0.136
7,	Jason Gardener	GBR	10.07	0.142
8,	Kareem Streete-Thompson	CAY	10.24	0.173

With the wind gauge barely registering at 0.2 (it was 0.1 for his world record 9.79) Greene was timed at history's second fastest time of 9.80 despite a flawed start. "The beginning of it was very shaky, but I didn't panic," he said. "The first two or three steps I was stumbling, but I was able to gather myself." He thus became only the second man (after Carl Lewis) to successfully defend a global 100 title. Surprisingly, in view of the winning time, he was pushed hard by Surin, at 32 in the form of his life and contesting his fifth World Championships 100m final. No man before or since has run 9.84 and lost, Surin matching fellow Canadian Donovan Bailey's Commonwealth record.

With Ato Boldon a non-starter and Fredericks scratching from his semi, the bronze was seized by Chambers who, at 21, became the youngest World Championships medallist in this event at that time. His 9.97 ranked him behind only Linford Christie on the European & UK all-time list. Greene, who covered the first half of the race in 5.55 and the second in 4.25, reached the 60m point in 6.39 just behind Surin (6.38) with Chambers third in 6.41.

First round (First 3 & 10 fastest to second round) (Aug 21)

Heat 1: (-0.6) 1, Greene 10.30; 2, Stevens 10.38; 3, Medvedev 10.39; 4, McCuaig 10.42; 5, Bradley Agnew RSA 10.51; 6, Pascual Esono GEQ 11.32; 7, Philam Garcia GUM 12.82

Heat 2: (-0.7) 1, Gardener 10.27; 2, Németh 10.28; 3, Hoïdis 10.30; 4, Martin Lachkovics AUT 10.47; 5, Erik Wijmeersch BEL 10.56; 6, Joel Mascoll STV 10.63; 7, Kamara Alpha SLE 10.80; 8, Matarr Njie GAM 11.09

Heat 3: (-0.5) 1, Fredericks 10.22; 2, Balcerzak 10.23; 3, Mayola 10.25; 4, Tili 10.35; 5, Édson Ribeiro BRA 10.47; 6, Toluta'u Koula TGA 11.11; 7, Dinh Minh Nguyen VIE 11.20

Heat 4: (-0.2) 1, Montgomery 10.27; 2, Theodoridis 10.32; 3, da Silva 10.41; 4, Toukene 10.44; 5, Gabriel Simón ARG 10.49; 6, Watson Nyambek MAS 10.54; 7, Roman Cress MHL 10.70; Ousmane Diarra MLI DQ (r142.4)

Heat 5: (-0.5) 1, Surin 10.18; 2, Campbell 10.37; 3, Chris Donaldson NZL 10.47; 4, Tetsuya Nakamura JPN 10.57; 5, Timothy Brooks AIA 11.08; 6, Patrickson Anson FSM 11.68; Asonze DQ (r40.8) (10.47)

Heat 6: (-0.9) 1, Chambers 10.34; 2, Ito 10.38; 3, Porkhomovskiy 10.42; 4, Kim Collins SKN 10.50; 5, Urban Acman SLO 10.56; 6, Pedro Nolet ESP 10.70; 7, Muhammad Abdel Baqi JOR 11.42; Joebert Delicano PHI DNS

Heat 7: (0.2) 1, Ezinwa 10.22; 2, Lewis 10.23; 3, Streete-Thompson 10.24; 4, Kafri 10.38; 5, Nkansah 10.42; 6, Sayon Cooper LBR 10.56; 7, Mohamed Brahim Ould MTN 11.17; 8, Imad Ahmed IRQ 11.26

Heat 8: (0.1) 1, Harden 10.18; 2, Calado 10.20; 3, Aliu 10.22; 4, Nowak 10.23; 5, Carlos Gats ARG 10.55; 6, Chintake De Soysa SRI 10.70; 7, Robertson Temaki NRU 12.14

Heat 9: (0.1) 1, Shirvington 10.24; 2, Esprit 10.28; 3, Myles-Mills 10.29; 4, Jarrett 10.34; 5, Pascal Dangbo BEN 10.64; 6, Amarildo Almeida GBS 10.80; 7, Misili Manu SAM 10.91

Heat 10: (0.8) 1, Thompson 10.26; 2, Meité 10.28; 3, Quinn 10.28; 4, Dobos 10.30; 5, de Lima 10.38; 6, Buckland 10.43; 7, Reanchai Seeharwong THA 10.45

Second round (First 3 & 1 fastest to semi-finals) (Aug 21)

Heat 1: (-0.1) 1, Gardener 10.04; 2, Lewis 10.18; 3, Ezinwa 10.23; 4, Matthew Quinn RSA 10.24; 5, Stefano Tili ITA 10.26; 6, Vitaliy Medvedev KAZ 10.26; 7, Yéorgos Theodoridis GRE 10.30; 8, Brad McCuaig CAN 10.61

Heat 2: (0.3) 1, Thompson 10.04; 2, Myles-Mills 10.10; 3, Shirvington 10.16; 4, Roland Németh HUN 10.16; 5, Hristóforos Hoïdis GRE 10.21; 6, Nathaniel Esprit AHO 10.29; 7, Vicente de Lima BRA 10.36; 8, Tommy Kafri ISR 10.36

Heat 3: (-0.6) 1, Chambers 10.08; 2, Harden 10.12; 3, Streete-Thompson 10.14; 4, Aleksandr Porkhomovskiy ISR 10.20; 5, Patrick Stevens BEL 10.23; 6, Piotr Balcerzak POL 10.29; 7, Stéphan Buckland MRI 10.39; Innocent Asonze NGR DQ (r40.8) (10.18)

Heat 4: (-0.4) 1, Fredericks 10.09; 2, Montgomery 10.12; 3, Campbell 10.12; 4, Mayola 10.15; 5, Patrick Jarrett JAM 10.22; 6, Eric Nkansah GHA 10.25; 7, Ibrahim Meité CIV 10.34; 8, André da Silva BRA 10.37

Heat 5: (-0.2) 1, Greene 9.91; 2, Surin 9.95; 3, Dobos 10.22; 4, Deji Aliu NGR 10.22; 5, Carlos Calado POR 10.24; 6, Marcin Nowak POL 10.29; 7, Koji Ito JPN 10.40; 8, Claude Toukene CMR 10.48

Semi-finals (First 4 to final) (Aug 22)

Heat 1: (-0.7) 1, Greene 9.96; 2, Chambers 10.09; 3, Montgomery 10.14; 4, Streete-Thompson 10.14; 5, Darren Campbell GBR 10.15; Matt Shirvington AUS DQ (r162.7); Frankie Fredericks NAM & Freddy Mayola CUB DNS

Heat 2: (-0.3) 1, Surin 9.96; 2, Harden 10.05; 3, Thompson 10.07; 4, Gardener 10.10; 5, Brian Lewis USA 10.13; 6, Leonard Myles-Mills GHA 10.16; 7, Davidson Ezinwa NGR 10.40; 8, Gábor Dobos HUN 10.47

Edmonton 2001**Final (Aug 8) (-0.2)**

1,	Maurice Greene	USA	9.82	0.132
2,	Bernard Williams	USA	9.94	0.146
3,	Ato Boldon	TRI	9.98	0.148
4,	Dwain Chambers	GBR	9.99	0.160
5,	Kim Collins	SKN	10.07	0.162
6,	Christian Malcolm	GBR	10.11	0.142
7,	Abdul Aziz Zakari	GHA	10.24	0.148
	Tim Montgomery	USA	DQ (r40.8)	0.157
			(9.85)	

Maurice Greene retained his title after withstanding both injury and a determined challenge from compatriot Tim Montgomery. After running 9.84 in Oslo in July, Montgomery was regarded as a serious threat to Greene, but in the final he was one of three false starters. Once the race began, Greene – wearing a black tourniquet below his left knee – was dominant. He seemed to be heading for a commanding victory, but then around 15m from the finish line appeared to tighten up.

Greene held on, though Montgomery closed and nearly got within dipping distance of the defending champion, who hobbled about after the finish line. Williams overtook Boldon in the closing stages to complete a US medal sweep.

Greene had suffered injuries to his left quadricep and hamstring during the race, yet still clocked 9.82 into a slight headwind, the third-fastest ever. His coach John Smith estimated that Greene's winning time would have been 9.77 without the injuries. "I can say that it was my best race, up to 65 or 70 metres, ever," remarked Greene. "I took my body where it was not prepared to go, and when your body is not prepared for something, it will break down."

In the second round, the wind gauge failed completely, meaning that Mark Lewis-Francis's time of 9.97 could never be recognised as a world junior record. The big story of the first round was that of 135kg American Samoan Trevor "the Tortoise" Misipeka, who clocked 14.28 in the opening heat. He had planned to put the shot in Edmonton but did not have the minimum qualifying standard required for field events.

In summer 2004 the US Anti-Doping Agency wrote to Tim Montgomery informing him that he was to be charged with anti-doping violations as a consequence of the federal investigation into the Californian Bay Area Laboratory Co-Operative (Balco), a Northern California nutrition company. The case eventually went before the Court of Arbitration for Sport, who in December 2005 found Montgomery guilty of years of doping violations. He was banned for two years from 2005 and all his results from March 31, 2001 were annulled. These included a 100m world record of 9.78 in 2002 and, of course, his world silver and relay gold from 2001. Therefore Williams and Boldon were promoted to Edmonton silver and bronze.

First round (First 3 & 7 fastest to second round) (Aug 4)

Heat 1: (-0.2) 1, Collins 10.30; 2, Calligny 10.32; 3, Andam 10.40; 4, Nagel 10.49; 5, Chiang Wai Hung HKG 10.85; 6, Diego Ferreira PAR 10.97; 7, Philam Garcia GUM 11.12; 8, Trevor Misipeka ASA 14.28

Heat 2: (-0.9) 1, Zakari 10.26; 2, Douglas 10.35; 3, Bredwood 10.43; 4, Anthony Ferro BEL 10.53; 5, Idrissa Sanou BUR 10.60; 6, Matarr Njie GAM 10.95; 7, Dylan Menzies NFI 11.57

Heat 3: (-0.3) 1, Shirvington 10.29; 2, Al-Saffar 10.31; 3, Orialla 10.32; 4, Lindel Frater JAM 10.57; 5, Sherwin James DMA 10.76; 6, Gian Nicola Berardi SMR 10.76; 7, Asif Hameed PAK 10.84

Heat 4: (0.3) 1, Williams 10.20; 2, Malcolm 10.24; 3, Hartonen 10.32; 4, Patros 10.38; 5, Ricardo Alves POR 10.55; 6, Vahagn Javakhvan ARM 10.92; 7, Rommel Espera NMA 12.21

Heat 5: (0.0) 1, Greene 10.33; 2, Bengono 10.36; 3, Boussombo 10.38; 4, Reanchai Seeharwong THA 10.53; 5, Francesco Scuderi ITA 10.53; 6, Gibrilla Pato Bangura SLE 10.86; 7, Zakaria Messaïk LIB 10.96

Heat 6: (-0.4) 1, Asahara 10.25; 2, Ertzgaard 10.42; 3, Quinn 10.43; 4, N'Dri 10.47; 5, Harper 10.48; 6, Deodato Freitas STP 11.09; 7, Bourgnasit Chanthachack LAO 11.59

Heat 7: (0.0) 1, Surin 10.28; 2, Thompson 10.30; 3, Meité 10.45; 4, Sayon Cooper LBR 10.62; 5, Rashid Chouhal MLT 10.71; 6, Ruslan Rusidze GEO 10.83; 7, Sani Biao TOG 11.00; Freddy Mayola CUB DQ (r162.7)

Heat 8: (0.7) 1, Lewis-Francis 10.24; 2, Chernovol 10.34; 3, Al-Yami 10.34; 4, Akihiro Yasui JPN 10.51; 5, Denis Gutiérrez NCA 10.99; Curtis Johnson USA DNS

Heat 9: (0.0) 1, Emedolu 10.18; 2, Chambers 10.27; 3, Okeke 10.35; 4, Goebel 10.42; 5, Tsai Meng-Lin TPE 10.57; 6, Mohd Roach SAM 10.78; 7, John Howard FSM 11.05; 8, Sesi Salt TGA 11.85

Heat 10: (0.0) 1, Souza 10.41; 2, Macrozonaris 10.43; 3, Balcerzak 10.45; 4, Hiroyasu Tsuchie JPN 10.54; 5, Philemon Roy VAN 11.41; 6, David Lightbourne TCI 11.53; Montgomery DQ (r40.8) (10.38)

Heat 11: (0.0) 1, Boldon 10.13; 2, Bailey 10.20; 3, Porkhomovskiy 10.42; 4, Loum 10.50; 5, Andrew Konai SOL 11.10; 6, Harmon Harmon COK 11.37; Helly Ollarves VEN DNS

Second round (First 3 & 1 fastest to semi-finals) (Aug 4)

No wind information for any of these five races due to malfunction of wind gauge. Observers feel the races were probably wind-assisted

Heat 1: 1, Collins 10.00w; 2, Emedolu 10.06; 3, Douglas 10.09; 4, Mome Nagel RSA 10.20; 5, John Ertzgaard NOR 10.25; 6, Nick Macrozonaris CAN 10.28; 7, Alex Porkhomovskiy ISR 10.28; Montgomery DQ (r40.8) (9.92)

Heat 2: 1, Greene 9.88w; 2, Boldon 10.06; 3, Bailey 10.11; 4, Cláudio de Souza BRA 10.26; 5, Serge Bengono CMR 10.27; 6, Oumar Loum SEN 10.42; 7, Mathew Quinn RSA 10.46; Llewelyn Bredwood JAM DNS

Heat 3: 1, Lewis-Francis 9.97w; 2, Thompson 10.03; 3, Surin 10.11; 4, Tommi Hartonen FIN 10.21; 5, Salem Al-Yami KSA 10.21; 6, Fabrice Calligny FRA 10.22; 7, Eric N'Dri CIV 10.29; 8, Tim Goebel GER 10.31

Heat 4: 1, Chambers 9.97w; 2, Asahara 10.06; 3, Zakari 10.11; 4, Aham Okeke NOR 10.15; 5, Jamal Al-Saffar KSA 10.17; 6, Piotr Balcerzak POL 10.33; 7, David Patros FRA 10.34; Antoine Boussombo GAB DNS

Heat 5: 1, Williams 9.95w; 2, Malcolm 10.09; 3, Shirvington 10.14; 4, Kenneth Andam GHA 10.26; 5, Gennadiy Chernovol KAZ 10.28; 6, Chinedu Orialla NGR 10.30; 7, Jacey Harper TRI 10.45; 8, Ibrahim Meité CIV 10.48

Semi-finals (First 4 to final) (Aug 5)

Heat 1: (-1.2) 1, Greene 10.01; 2, Boldon 10.12; 3, Collins 10.12; 4, Zakari 10.17; 5, Mark Lewis-Francis GBR 10.26; 6, Donovan Bailey CAN 10.33; 7, Nobuharu Asahara JPN 10.33; 8, Troy Douglas NED 10.47

Heat 2: (-1.7) 1, Williams 10.06; 2, Chambers 10.10; 3, Malcolm 10.24; 4, Uchenna Emedolu NGR 10.29; 5, Obadele Thompson BAR 10.31; 6, Matt Shirvington AUS 10.32; 7, Bruny Surin CAN 11.39; Montgomery DQ (r40.8) (10.07)

Paris 2003

Final (Aug 25) (0.0)		To 1000th	
1,	Kim Collins	SKN	10.07 0.148 (10.065)
2,	Darrel Brown	TRI	10.08 0.152 (10.073)
3,	Darren Campbell	GBR	10.08 0.112 (10.076)
4,	Bernard Williams	USA	10.13 0.133 (10.128)
5,	Deji Aliu	NGR	10.21 0.132 (10.205)
6,	Uchenna Emedolu	NGR	10.22 0.164 (10.211)
	Dwain Chambers	GBR	DQ (r40.8) 0.145 (10.079) (10.08)
	Tim Montgomery	USA	DQ (r40.8) 0.140 (10.101) (10.11)

Kim Collins was a popular albeit narrow winner from the inside lane. It was the closest finish yet to a major 100m, with just 11 thousandths covering the first three. Yet the three US Edmonton medallists were not factors. Maurice Greene placed eighth in his semi, injured, while Montgomery and Williams placed fourth and fifth in the final. Silver medallist Brown had broken the world junior record in the third heat of the second round, but that stage of the contest was overshadowed by the antics of Jon Drummond.

At the 2001 IAAF Congress, a rule change was approved which meant that any athlete causing a second false start would be automatically disqualified. The new rule was applied from January 1, 2003 with the desired effect of generally reducing the number of false starts. Paris were the first World Championships with the new ruling, and it was followed smoothly in the first round. One by one, three men were disqualified and each were escorted from the track to sympathetic applause.

In the second of the quarter-finals, there was an initial false start by Dwight Thomas of Jamaica. A yellow card was then shown to all eight starters as a warning that a further false start would result in disqualification. The recall gun went off again and this time a red card was shown to both Drummond (reaction 0.052 compared with the allowable threshold of 0.1) and Asafa Powell (0.086). Replays did appear to show that Drummond's foot twitched in the blocks, but he did not accept his fate. While Powell waited in hope behind the start, the 34 year-old American – a relay gold medallist in 1993 and 1999 – remonstrated with judges, stirred up the crowd and lay down on the track. Even when he did leave the arena, it proved impossible to start the race because of crowd noise in reaction to the affair. The heat was eventually staged after the third and fourth quarter-finals, around 55 minutes late. Later, Drummond was disqualified from the entire championships "for behaviour likely to bring the sport into disrepute."

There was a further unwanted footnote. Dwain Chambers – the Seville bronze medallist – was disqualified in retrospect after it was found that he had committed a doping violation on August 1. He had originally been part of the blanket finish, placing fourth, just three thousandths behind Campbell. Two years later, Tim Montgomery's disqualification was also confirmed (see report of the 2001 100m). He had originally placed fifth.

First round (First 3 & 2 fastest to second round) (Aug 24)

Heat 1: (0.7) 1, Thompson 10.15; 2, Theodorides 10.17; 3, Lewis-Francis 10.17; 4, Jarbas Mascarenhas BRA 10.36; 5, Darren Gilford MLT 10.60; 6, Abubaker El Tawerghi LBA 10.96; 7, Hadhari Djaffar COM 11.05

Heat 2: (0.8) 1, Williams 10.19; 2, Vries 10.20; 3, Dobos 10.22; 4, Asahara 10.23; 5, Souhalia Alamou BEN 10.46; 6, Khalil Al-Hanahneh JOR 10.81; 7, Patrick Mucci-Raoumbé GAB 11.03; Vahagn Javakhyan ARM DQ (r162.7)

Heat 3: (0.0) 1, Johnson 10.29; 2, Frater 10.32; 3, Chernovol 10.33; 4, Alexander Kosenkow GER 10.36; 5, Idrissa Sanou BUR 10.42; Mohamed Tamim LIB DQ (r162.7); Maqhawe Maseko SWZ DQ (r162.7)

Heat 4: (-0.2) 1, Campbell 10.18; 2, Macrozonaris 10.23; 3, Chen 10.31; 4, Konstantin Rurak UKR 10.46; 5, Markus Pöyhönen FIN 10.63; 6, Gian Nicola Berardi SMR 10.84; 7, Reginaldo Micha Ndong GEQ 11.47; 8, Devi Bahadur Basnet NEP 11.47

Heat 5: (1.7) 1, Brown 10.10; 2, Ribeiro 10.20; 3, Suryo Agung Wibowo INA 10.64; 4, Sayon Cooper LBR 10.67; 5, Jay Jay Capelle NRU 11.49; 6, Kaewanteti Mwatiera KIR 11.86; Montgomery DQ (r40.1) (10.07)

Heat 6: (0.5) 1, Drummond 10.22; 2, Nthépé 10.30; 3, Osovnikar 10.31; 4, Aziz Zakari GHA 10.48; 5, Chiang Wai Hung HKG 10.70; 6, Arben Makaj ALB 10.87; 7, Nodjialdom Mobebe CHA 11.38; 8, Assad Ahmadi AFG 11.99

Heat 7: (0.1) 1, Shirvington 10.30; 2, Németh 10.37; 3, Prodromos Katsantonis CYP 10.46; 4, Salem Al-Yami KSA 10.51; 5, Serge Bengono CMR 10.56; 6, John Howard FSM 11.08; 7, Nay Aung MYA 11.37; Chambers DQ (r40.8) (10.33)

Heat 8: (-0.6) 1, Nkansah 10.18; 2, Greene 10.18; 3, Emedolu 10.22; 4, Marc Burns TRI 10.28; 5, Churandy Martina AHO 10.35; 6, Xuan Tran Van VIE 10.78; 7, Mohd Yusof Alias SIN 11.02; 8, Mohammed Shamsuddin BAN 11.18

Heat 9: (0.9) 1, Powell 10.05; 2, Collins 10.09; 3, Myles-Mills 10.25; 4, Anson Henry CAN 10.33; 5, Eric N'Dri CIV 10.38; 6, Aaron Egbele NGR 10.43; 7, Andre Blackman GUY 10.86; 8, Zoran Josifovski MKD 11.63

Heat 10: (0.7) 1, Aliu 10.19; 2, Thomas 10.22; 3, Boldon 10.23; 4, Pognon 10.26; 5, Roger Anguono-Moke CGO 10.50; 6, Sébastien Gattuso MON 10.94; 7, Jason Molisingi VAN 11.20; 8, Somphavanh Somchanmavong LAO 11.43

Second round (First 4 to semi-finals) (Aug 24)

Heat 1: (0.6) 1, Williams 10.12; 2, Vries 10.18; 3, Asahara 10.23; 4, Aimé-Issa Nthépé FRA 10.25; 5, Leo Myles-Mills GHA 10.25; 6, Matt Shirvington AUS 10.28; 7, Gábor Dobos HUN 10.34; Montgomery DQ (r40.8) (10.04)

Heat 2: (0.7) 1, Boldon 10.09; 2, Emedolu 10.13; 3, Macrozonaris 10.16; =4, Pognon & Thomas 10.23; 6, Patrick Johnson AUS 10.27; Asafa Powell JAM DQ (r162.7); Jon Drummond USA DQ (r162.7)

Heat 3: (0.0) 1, Brown 10.01; 2, Campbell 10.14; 3, Nkansah 10.15; 4, Lewis-Francis 10.18; 5, Yórgos Theodorides GRE 10.25; 6, Michael Frater JAM 10.25; 7, Matic Osovnikar SLO 10.35; 8, Gennadiy Chernovol KAZ 10.42

Heat 4: (0.6) 1, Collins 10.02; 2, Greene 10.04; 3, Aliu 10.04; 4, Obadele Thompson BAR 10.14; 5, Édson Ribeiro BRA 10.28; 6, Chen Haijin CHN 10.32; 7, Roland Németh HUN 10.40; Chambers DQ (r40.8) (10.03)

Semi-finals (First 4 to final) (Aug 25)

Heat 1: (0.5) 1, Williams 10.11; 2, Emedolu 10.15; 3, Collins 10.16; 4, Nicolas Macrozonaris CAN 10.27; 5, Eric Nkansah GHA 10.39; 6, Nobuharu Asahara JPN 10.42; 7, Mark Lewis-Francis GBR 10.44; Montgomery DQ (r40.1) (10.14)

Heat 2: (0.6) 1, Brown 10.11; 2, Campbell 10.12; 3, Aliu 10.14; 4, Dwight Thomas JAM 10.19; 5, Ato Boldon TRI 10.22; 6, Ronald Pognon FRA 10.25; 7, Maurice Greene USA 10.37; 8, Sherwin Vries RSA 11.41; Chambers DQ (r40.8) (10.06)

Helsinki 2005

Final (Aug 7) (0.4)

1,	Justin Gatlin	USA	9.88	0.157
2,	Michael Frater	JAM	10.05	0.141
3,	Kim Collins	SKN	10.05	0.146
4,	Francis Obikwelu	POR	10.07	0.134
5,	Dwight Thomas	JAM	10.09	0.138
6,	Leonard Scott	USA	10.13	0.123
7,	Marc Burns	TRI	10.14	0.165
8,	Aziz Zakari	GHA	10.20	0.131

Until two weeks prior to the championships this was one of the most eagerly anticipated events. Then, the world record setter Asafa Powell was injured in London, and the race lost some of its gloss. Six of the heats were won in 10.19 or quicker, with Scott the fastest in 10.12. The second round saw Paris silver medalist Darrel Brown produce the fastest time (10.10) in the final heat, which saw five men qualify for the semi-finals. Olympic Champion and hot favourite Gatlin had won his heat and second round without pressing, but in the semi-finals he led by a metre before easing up in 9.99. The first heat had been won by Scott in 10.09 with a light following wind (0.5), while Gatlin's time had been run into a 1.0 wind – making Britain's Jason Gardener somewhat unlucky not to make the final after running 10.08 in Gatlin's heat.

Scott, always a good starter, headed the field in the final after reacting fastest and driving powerfully out of the blocks. By 30m he was half a metre up on the field, with Collins and the slow-starting Gatlin battling for second. At 60m Gatlin had caught Scott, and the heavily-muscled (1.81/84kg) Scott began to fade, and Gatlin surged ahead. By the finish he was almost 2m clear. Texas Christian University graduates Frater and Collins filled the lesser medal positions. The race was run at 9.30pm with the temperature at 18°C, less than perfect conditions for a fast time.

"Even if Asafa had been in the race I'd have been number one," said Gatlin, who went on to win the Helsinki 200m. "I'm the one who came to the big dance and stopped the show." It was Gatlin's show which was stopped in April 2006 when he failed a doping control test for testosterone.

First round (First 3 & 8 fastest to second round) (Aug 6)

Heat 1: (0.6) 1, Obikwelu 10.17; 2, Crawford 10.23; 3, Collio 10.27; 4, Macrozonaris CAN 10.40; 5, Philam Garcia GUM 10.79; 6, Derrick Atkins BAH 11.57; 7, Harmon Harmon COK 11.84; 8, Mariuti Uan KIR 11.92

Heat 2: (0.9) 1, Pognon 10.15; 2, Waugh 10.16; 3, Fasuba 10.19; 4, Hoogmoed 10.31; 5, Chylyla 10.39; 6, Shameer Ayub SIN 10.82; 7, Chi Kun Au MAC 11.11

Heat 3: (0.9) 1, Thomas 10.15; 2, Johnson 10.20; 3, Brown 10.25; 4, Osovnikar 10.40; 5, Markus Pöyhönen FIN 10.49; 6, Souhalia Alamou BEN 10.90; 7, Wally Kirika PNG 11.01

Heat 4: (0.4) 1, Gatlin 10.16; 2, Ross 10.28; 3, Asahara 10.40; 4, Lewis-Francis

10.40; 5, Leigh Julius RSA 10.51; 6, Darrel Roligat NMA 11.49; 7, Daraphirit Sam CAM 11.85

Heat 5: (0.0) 1, Scott 10.12; 2, Emedolu 10.17; 3, Harper 10.31; 4, Thompson 10.32; 5, Pierre Browne CAN 10.50; 6, Deamo Baguga NRU 11.64; 7, Phomma Kheiabmavong LAO 11.83

Heat 6: (0.4) 1, Devonish 10.25; 2, Burns 10.42; 3, Martina 10.46; 4, Thalasang Molapisi BOT 10.71; 5, Vazaldes Nascimento STP 11.07; 6, John Howard FSM 11.24; 7, Ali Shareef MDV 11.44; Eric N'Dri CIV DNF

Heat 7: (0.3) 1, Collins 10.31; 2, Frater 10.32; 3, Sanou 10.43; 4, Al-Yami 10.45; 5, Sainfleur 10.47; 6, Rolando Palacios HON 10.73; 7, Wilfried Bingangoye GAB 10.86; 8, Darren Gilford MLT 10.89

Heat 8: (-1.4) 1, Gardener GBR 10.19; 2, Zakari GHA 10.30; 3, Aliu NGR 10.36; 4, Daniel Bailey ANT 10.49; 5, Cláudio Roberto Souza BRA 10.55; 6, Fonseca Neto ANG 11.01; 7, Reginaldo Micha Ndong GEQ 11.57

Second round (First 3 & 4 fastest to semi-finals) (Aug 6)

Heat 1: (-2.0) 1, Gatlin 10.27; 2, Thomas 10.28; 3, Zakari 10.41; 4, Patrick Johnson AUS 10.48; 5, Mark Lewis-Francis GBR 10.53; 6, Nobuharu Asahara JPN 10.58; 7, Simone Collio ITA 10.60; Lukasz Chyla POL DNS

Heat 2: (-1.2) 1, Scott 10.19; 2, Fasuba 10.24; 3, Burns 10.29; 4, Collins 10.32; 5, Ainsley Waugh JAM 10.39; 6, Churandy Martina AHO 10.48; 7, Guus Hoogmoed NED 10.51; 8, Juan Sainfleur DOM 10.74

Heat 3: (0.7) 1, Obikwelu 10.19; 2, Crawford 10.25; 3, Gardener 10.31; 4, Ross 10.31; 5, Deji Aliu NGR 10.39; 6, Jacey Harper TRI 10.39; 7, Matic Osovnikar SLO 10.48; 8, Nicolas Macrozonaris CAN 10.48

Heat 4: (-1.0) 1, Brown 10.10; 2, Pogon 10.11; 3, Frater 10.12; 4, Emedolu 10.16; 5, Marlon Devonish GBR 10.20; 6, Obadele Thompson BAR 10.34; 7, Salem Mubarak Al-Yami KSA 10.48; 8, Idrissa Sanou BUR 10.80

Semi-finals (First 4 to final) (Aug 7)

Heat 1: (0.5) 1, Scott 10.08; 2, Frater 10.09; 3, Burns 10.12; 4, Obikwelu 10.13; 5, Olusoji Fasuba NGR 10.18; 6, Marlon Devonish GBR 10.24; 7, Joshua Ross AUS 10.27; 8, Shawn Crawford USA 10.28

Heat 2: (-1.0) 1, Gatlin 9.99; 2, Zakari 10.00; 3, Thomas 10.06; 4, Collins 10.07; 5, Jason Gardener GBR 10.08; 6, Uchenna Emedolu NGR 10.16; 7, Darrel Brown TRI 10.16; 8, Ronald Pogon FRA 10.17

Osaka 2007

Final (Aug 26) (-0.5)

1,	Tyson Gay	USA	9.85	0.143
2,	Derrick Atkins	BAH	9.91	0.137
3,	Asafa Powell	JAM	9.96	0.145
4,	Olusoji Fasuba	NGR	10.07	0.130
5,	Churandy Martina	AHO	10.08	0.180
6,	Marlon Devonish	GBR	10.14	0.149
7,	Matic Osovnikar	SLO	10.23	0.172
8,	Marc Burns	TRI	10.29	0.166

There were two principals, Gay who had run 9.84 in the US Championships, while world record holder Powell, recovering from an injury, had a 9.90 to his credit from July. After Devonish had been fastest in the heats, the quarter-finals saw the contenders easing back, as Powell ran 10.01, coming off the throttle at 60m. In the semi-finals Powell again shut down, and was headed by Atkins, while Gay won the other race in 10.00. A feature of the preliminaries was the failure of Gay's compatriots. Jelks was injured and Samuels eliminated in the quarter-finals.

For the first time in world championship 100m history, athletes from eight different countries qualified for the final. In the big race Powell was off quicker than his rivals, and he was a half metre ahead by 30m (3.83 for Powell, 3.86 for Gay), with Atkins a fraction behind the American. Powell still held the lead by two hundredths at 60m (6.42), but the Jamaican was beginning to tense up. Gay caught him at 70m, before surging away to win from Atkins, who himself caught Powell just after 90m. The Jamaican admitted that he "just panicked and tightened up", while Gay noted that "at about 70m I knew I had a great chance of winning". The winner ran the two halves of his race in 5.59 and 4.26 compared with 5.62/4.29 by Atkins and 5.57/4.39 Powell.

First round (First 3 & 8 fastest to second round) (Aug 25)

Heat 1: (1.0) 1, Asahara 10.14; 2, Gay 10.19; 3, Vries 10.30; 4, Collins 10.34; 5, José Carlos Moreira BRA 10.46; 6, Muhammad Patoniah INA 10.92; 7, Tyrone Omar NMI 11.00; 8, lowane Dovumatua FIJ 11.09; 9, Tim Natua KIR 11.51

Heat 2: (1.0) 1, Christian 10.16; 2, Pickering GBR 10.24; 3, Atkins BAH 10.25; 4, Fasuba NGR 10.27; 5, Sandro Viana BRA 10.46; 6, Darren Gilford MLT 10.92; 7, Keiron Rogers AIA 11.05; 8, Reginaldo Micha Ndong GEQ 11.59; 9, Tika Ram Tharu NEP 11.83

Heat 3: (-1.5) 1, Devonish 10.13; 2, Osovnikar 10.21; 3, Collio 10.22; 4, Gibrilla Pato Bangura SLE 10.50; 5, Béranger Bossé CAF 10.59; 6, Jaye Jaye Capelle

NRU 11.02; 7, Pao Hin Fong MAC 11.21; Francis Obikwelu POR DQ (r162.7)

Heat 4: (-1.5) 1, Thompson 10.29; 2, Henry 10.31; 3, Rodriguez 10.37; 4, Idrissa Sanou BUR 10.61; 5, Franklin Nazareno ECU 10.73; 6, Chris Meke Walasi SOL 11.07; 7, Sloane Sanitoo ASA 12.64; 8, Mark Jelks USA 13.64

Heat 5: (-0.1) 1, Vizcaino 10.21; 2, Campbell 10.31; 3, de Lima 10.34; 4, Samuels 10.39; 5, Wilfried Bingangoye GAB 10.53; 6, Yahya Hassan Habeeb KSA 10.65; 7, Aisea Tohi TGA 11.10; 8, Muhammad Haziq Haji Awang BRU 11.22

Heat 6: (1.5) 1, Bledman 10.29; 2, Powell 10.34; 3, Mbandjock 10.36; 4, Suci 10.38; 5, Holder da Silva GBS 10.68; 6, Ruslan Abbasov AZE 10.72; 7, Boris Savic MNE 10.88; 8, Moussa Camara GUI 11.49; 9, Odingo Gordon MNT 11.58

Heat 7: (-0.1) 1, Carter 10.17; 2, Tsukahara 10.20; 3, Johnson 10.25; 4, La Mastra Howard FSM 11.03; 8, Dayne O'Hara NFI 11.86; Samuel Francis QAT DNF

Heat 8: (-1.0) 1, Martina 10.16; 2, Lewis-Francis 10.21; 3, Burns 10.22; 4, Ross 10.34; 5, Kuc 10.42; 6, Zumer 10.45; 7, Mounir Mahadi CHA 11.24; 8, Walid Anwari AFG 11.75

Second round (First 4 to semi-finals) (Aug 25)

Heat 1: (0.8) 1, Powell 10.01; 2, Atkins 10.02; 3, Osovnikar 10.13; 4, Asahara 10.16; 5, Rosario La Mastra ITA 10.32; 6, Dariusz Kuc POL 10.37; 7, Martial Mbandjock FRA 10.39; 8, Richard Thompson TRI 10.44

Heat 2: (-0.5) 1, Gay 10.06; 2, Devonish 10.13; 3, Fasuba 10.24; 4, Campbell 10.28; 5, Simone Collio ITA 10.31; 6, Keston Bledman TRI 10.33; 7, Ángel David Rodríguez ESP 10.39; 8, Jan Zumer SLO 10.44

Heat 3: (-0.6) 1, Martina 10.10; 2, Lewis-Francis 10.17; 3, Henry 10.20; 4, Carter 10.23; 5, J-Mee Samuels USA 10.29; 6, Patrick Johnson AUS 10.29; 7, Sherwin Vries RSA 10.36; 8, Florin Suci ROU 10.41

Heat 4: (-0.3) 1, Pickering 10.21; 2, Burns 10.21; 3, Christian 10.26; 4, Collins 10.30; 5, Naoki Tsukahara JPN 10.31; 6, Vicente de Lima BRA 10.38; 7, Henry Vizcaino CUB 10.40; 8, Joshua Ross AUS 10.42

Semi-finals (First 4 to final) (Aug 26)

Heat 1: (0.3) 1, Atkins 10.04; 2, Powell 10.08; 3, Osovnikar 10.17; 4, Burns 10.21; 5, Kim Collins SKN 10.21; 6, Craig Pickering GBR 10.29; 7, Brendan Christian ANT 10.29; 8, Nobuharu Asahara JPN 10.36

Heat 2: (0.1) 1, Gay 10.00; 2, Devonish 10.12; 3, Martina 10.15; 4, Fasuba 10.18; 5, Mark Lewis-Francis GBR 10.19; 6, Anson Henry CAN 10.20; 7, Nesta Carter JAM 10.28; 8, Clement Campbell JAM 10.28

100 METRES

Multiple Medallists:

3	Carl Lewis	USA	83-1, 87-1, 91-1
	Maurice Greene	USA	97-1, 99-1, 01-1
2	Linford Christie	GBR	87-3, 93-1
	Dennis Mitchell	USA	91-3, 93-3
	Donovan Bailey	CAN	95-1, 97-2
	Ato Boldon	TRI	95-3, 01-3
	Bruny Surin	CAN	95-2, 99-2
	Kim Collins	SKN	03-1, 05-3

Most Finals:

5	Surin		91-8, 93-5, 95-2, 97-7, 99-2
4	Lewis		83-1, 87-1, 91-1, 93-4
	Christie		87-3, 91-4, 93-1, 95-6
	Ray Stewart	JAM	87-2, 91-6, 93-8, 95-8
	Frankie Fredericks	NAM	91-5, 93-6, 95-4, 97-4

Most Appearances:

6	Surin	CAN	91-8, 93-5, 95-2, 97-7, 99-2, 01-7s2
	Obadele Thompson	BAR	95-5q5, 97-6s1, 99-4, 01-5s2, 03-4q4, 05-6q4
	Kim Collins	SKN	97-8h5, 99-4h6, 01-5, 03-1, 05-3, 07-5s1
5	Stewart		83-5s2, 87-2, 91-6, 93-8, 95-8
	Ousmane Diarra	MLI	91-6h6, 93-6q3, 95-7q3, 97-5h7, 99-dq/h4
	Fredericks		91-5, 93-6, 95-4, 97-4, 99-dns/s1
	Boldon		93-7q4, 95-3, 97-5, 01-3, 03-5s2
	Aleksandr Porkhomovskiy	RUS/ISR	93-5s2, 95-6q3, 97-4q4, 99-4q3, 01-7q1
	Greene		95-6q5, 97-1, 99-1, 01-1, 03-7s2
	Nobuhara Asahara	JPN	97-8s2, 01-7s1, 03-6s1, 05-6q1, 07-8s1

National Placings:

	1	2	3	4	5	6	7	8	Points
USA	8	4	4	2	2	3	-	1	144
GBR	1	-	3	3	-	3	1	-	52
CAN	1	3	-	-	1	-	1	2	37
JAM	-	2	1	-	1	1	-	2	29
TRI	-	1	2	-	1	-	1	1	26
NGR	-	-	-	1	1	2	2	-	19
SKN	1	-	1	-	1	-	-	-	18
NAM	-	-	-	2	1	1	-	-	17
BAH	-	1	-	-	-	-	-	-	7
BAR	-	-	-	1	-	-	-	-	5
HUN	-	-	-	1	-	-	-	-	5
POR	-	-	-	1	-	-	-	-	5

100 Metres, continued									
	1	2	3	4	5	6	7	8	Points
AHO	-	-	-	-	1	-	-	-	4
DOM	-	-	-	-	1	-	-	-	4
URS	-	-	-	-	1	-	-	-	4
GER	-	-	-	-	-	1	-	-	3
GHA	-	-	-	-	-	-	1	1	3
AUS	-	-	-	-	-	-	1	-	2
BRA	-	-	-	-	-	-	1	-	2
ITA	-	-	-	-	-	-	1	-	2
SLO	-	-	-	-	-	-	1	-	2
CAY	-	-	-	-	-	-	-	1	1
Totals	11	11	11	11	11	11	10	8	391

200 Metres

Helsinki 1983

Final (Aug 14) (1.2)

1,	Calvin Smith	USA	20.14
2,	Elliott Quow	USA	20.41
3,	Pietro Mennea	ITA	20.51
4,	Allan Wells	GBR	20.52
5,	Frank Emmelmann	GDR	20.55
6,	Innocent Egbunike	NGR	20.63
7,	Carlo Simionato	ITA	20.69
8,	João da Silva	BRA	20.80

Carl Lewis would have been an outstanding favourite after winning the 1983 US title with a near world record 19.75. He opted out of this event, but the United States still claimed gold and silver. This was despite the early elimination of Myricks, nursing a hamstring injury. The final saw Calvin Smith go one better than his 100m silver with an easy win. Running in lane 3, he came into the straight with Emmelmann. As the GDR runner faded, so Smith forged ahead taking with him Quow (Lewis's replacement). Mennea outdipped Wells for the bronze.

First round (First 3 & 8 fastest to second round) (Aug 12)

Heat 1: (1.8) 1, Emmelmann 20.95; 2, Sharp 21.07; 3, Frayne 21.15; 4, Brathwaite 21.24; 5, Daley 21.49; 6, Haley 21.55; 7, Moussa Savadogo MLI 22.33; 8, Awudu Nuhu GHA 22.93

Heat 2: (1.8) 1, Mennea 20.80; 2, Sokolov 20.94; 3, Narracott 21.08; 4, Schneider 21.23; 5, Giorgio Mautiño PER 21.78; 6, Nguyen Trunghoa VIE 22.68; 7, Gervais Kirolo CAF 23.10

Heat 3: (0.7) 1, J. da Silva 20.93; 2, Muravyov 21.12; 3, Williams 21.36; 4, Mohamed Yudi Purnomo INA 21.88; 5, Joseph Leota SAM 22.33; 6, Salem Ahmed Nageeb PRY 23.22; 7, Colin Bradford JAM 24.15

Heat 4: (1.1) 1, Simionato 20.76; 2, Quow 21.01; 3, Mahorn 21.14; 4, Heras 21.29; 5, Jokl 21.30; 6, David Sawyer SLE 22.23; 7, John Albertie LCA 22.53

Heat 5: (-2.1) 1, Wells 21.14; 2, Diallo 21.17; 3, Madzokere 21.68; 4, Dean Greenaway IVB 22.24; Juan Núñez DOM DNS; Pierfrancesco Pavoni ITA DNS; Tony Sharpe CAN DNS

Heat 6: (0.4) 1, Smith 21.10; 2, Reid 21.13; 3, Barré 21.34; 4, Chang 21.39; 5, Gustavo Capart ARG 21.66; 6, Ruben Inacio ANG 22.33; 7, Trevor Davis AIA 22.80

Heat 7: (-1.1) 1, Egbunike 21.28; 2, Nagy 21.50; 3, Rizzi 21.51; 4, Omar Fye GAM 22.30; 5, Sikendar Iqbal PAK 22.91; Peni Bati FIJ DNS; Don Quarrie JAM DNS

Heat 8: (1.3) 1, Boussevert 20.99; 2, Watson 21.20; 3, Nyambane 21.21; 4, Hodge 21.38; 5, Larry Myricks USA 21.74; 6, Georges Taniel VAN 22.28; 7, José Flores HON 22.94

Second round (First 4 to semi-finals) (Aug 12)

Heat 1: (2.1) 1, Smith 20.60w; 2, J da Silva 20.65; 3, Wells 20.81; 4, Boussevert 20.86; 5, Angel Heras ESP 21.25; 6, Earl Haley GUY 21.39; 7, Luis Schneider CHI 21.39; Chang Jae-Keun KOR DNF

Heat 2: (-1.6) 1, Simionato 20.75; 2, Williams 20.87; 3, Diallo 20.97; 4, Sharp 20.99; 5, Patrick Barré FRA 21.12; 6, Paul Narracott AUS 21.34; 7, Alfred Nyambane KEN 21.55; 8, Christopher Madzokere ZIM 21.55

Heat 3: (-0.4) 1, Emmelmann 20.78; 2, Reid 20.88; 3, Egbunike 20.91; 4, Sokolov 20.93; 5, Atlee Mahorn CAN 21.13; 6, Christopher Brathwaite TRI 21.14; 7, Andreas Rizzi FRG 21.37; 8, István Nagy HUN 21.52

Heat 4: (1.6) 1, Mennea 20.68; 2, Muravyov 20.70; 3, Quow 20.80; 4, Frayne 20.97; 5, Luke Watson GBR 20.99; 6, Roland Jokl AUT 21.24; 7, Neville Hodge ISV 21.38; Hector Daley PAN DNS

Semi-finals (First 4 to final) (Aug 13)

Heat 1: (3.4) 1, J da Silva 20.56w; 2, Emmelmann 20.63; 3, Mennea 20.68; 4, Quow 20.69; 5, Cameron Sharp GBR 20.69; 6, Desai Williams CAN 20.71; 7, Leroy Reid JAM 20.89; 8, Sergey Sokolov URS 20.89

Heat 2: (1.4) 1, Smith 20.29; 2, Simionato 20.60; 3, Egbunike 20.63; 4, Wells 20.63; 5, Vladimir Muravyov URS 20.71; 6, Jean-Jacques Boussevert FRA 20.76; 7, Bruce Frayne AUS 20.94; 8, Boubacar Diallo SEN 20.96

Rome 1987

Final (Sept 3) (-0.4)

			Halves	
1,	Calvin Smith	USA	20.16	10.63/9.53
2,	Gilles Quenéhervé	FRA	20.16	10.57/9.59
3,	John Regis	GBR	20.18	10.53/9.65
4,	Robson da Silva	BRA	20.22	10.51/9.71
5,	Vladimir Krylov	URS	20.23	10.49/9.74
6,	Floyd Heard	USA	20.25	10.66/9.59
7,	Pierfrancesco Pavoni	ITA	20.45	10.60/9.85
8,	Atlee Mahorn	CAN	20.78	10.85/9.93

A thrilling final in which three men finished in a line with another three less than one metre back. Former 400 star Krylov ran the best bend but in the middle of the finishing straight, 20 year-old Regis (lane 2) went to the front along with Quenéhervé (lane 6). In lane 8, defending champion Smith looked as if he would not even get a medal, lying fifth at 150m. But he finished the quickest, whereas Regis not only dipped too soon at the line but also looked over to his right.

Regis, Quenéhervé and Smith all took turns in thinking they had won after the finish. It was then confirmed that Smith had retained his title despite sharing the same time as the Frenchman. Regis was third, just two hundredths behind the leading pair.

"The time differences that decided the final placements were infinitesimal," stated the IAF's Scientific Report of the Championships. "The time analysis of the final shows that the fast finish (the last 50m section) was decisive. Smith would not have had such a tough time contesting the first place with Quenéhervé if he had clocked a better time in the first 100m section, which was fully within his potential." In fact, the American was not able to run a faster bend because of a groin injury picked up in the semi-final.

First round (First 4 & 8 fastest to semi-finals) (Sep 1)

Heat 1: (0.5) 1, Heard 20.37; 2, Krylov 20.77; 3, Klein 20.89; 4, Selmi 21.14; 5, Boateng 21.19; 6, Pale 21.26; 7, Dazel Jules TRI 21.53; Linford Christie GBR DNS

Heat 2: (-0.9) 1, Kovács 20.77; 2, Marie-Rose 20.82; 3, Gotsiridze 20.89; 4, Querol 20.94; 5, Tilli 21.01; 6, Li Feng CHN 21.47; 7, Felix Sandy SLE 21.67; 8, Yaya Seyba MLI 21.93

Heat 3: (-0.1) 1, Quenéhervé 20.59; 2, Wright 20.88; 3, de Kom 21.11; 4, Westhagemann 21.15; 5, Hodge 21.33; 6, Haron Munder SIN 21.51; 7, John Dinan AUS 21.62; 8, Mark Sherwin COK 23.41

Heat 4: (0.7) 1, da Silva 20.56; 2, Mahorn 20.62; 3, Berger 20.82; 4, Fedoriv 20.93; 5, Nagy 21.06; 6, Barroso 21.15; 7, Wing Kwong Leung HKG 21.48; 8, Sahim Saleh Mehdi PRY 23.07

Heat 5: (-0.8) 1, Smith 20.62; 2, Sangouma 20.80; 3, Kipkemboi 20.84; 4, Haas 20.96; 5, Roun 21.04; 6, Ian Morris TRI 21.36; 7, Takale Tuna PNG 22.06; 8, Suli Peauope TGA 22.45

Heat 6: (0.2) 1, Regis 20.76; 2, Pavoni 20.80; 3, Spearmon 20.82; 4, Silva 21.03; 5, Stone 21.23; 6, Alvin Daniel TRI 21.37; 7, Secundino Borabota GEQ 23.66

Second round (First 3 & 4 fastest to semi-finals) (Sep 1)

Heat 1: (-1.5) 1, Heard 20.56; 2, Krylov 20.79; 3, Nagy 21.11; 4, Daniel Sangouma FRA 21.11; 5, Peter Klein FRG 21.12; 6, Sergio Querol CUB 21.37; 7, Ahmed de Kom NED 21.39; 8, Neville Hodge ISV 21.68

Heat 2: (1.3) 1, Smith 20.38; 2, Mahorn 20.64; 3, Kipkemboi 20.88; 4, Tilli 20.89; 5, Christian Haas FRG 20.94; 6, Luis Barroso POR 21.20; 7, Bruno Marie-Rose FRA 26.25; Nelson Boateng GHA DNS

Heat 3: (0.4) 1, Quenéhervé 20.48; 2, Spearmon 20.55; 3, Regis 20.60; 4, Berger 20.86; 5, Fedoriv 20.87; 6, Volker Westhagemann FRG 20.98; 7, Arnaldo Silva BRA 21.15; 8, Robert Stone AUS 21.23

Heat 4: (0.8) 1, da Silva 20.48; 2, Kovács 20.61; 3, Pavoni 20.65; 4, Wright 20.67; 5, Besik Gotsiridze URS 20.90; 6, Jindrich Roun TCH 21.12; 7, Mustapha Kam Selmi ALG 21.26; 8, Harouna Pale BUR 21.46

Semi-finals (First 4 to final) (Sep 3)

Heat 1: (0.4) 1, Regis 20.54; 2, Smith 20.54; 3, Mahorn 20.69; 4, Pavoni 20.78; 5, Wallace Spearmon USA 20.87; 6, Andreas Berger AUT 20.99; 7, István Nagy HUN 21.22; 8, Andrey Fedoriv URS 21.28

Heat 2: (1.1) 1, Quenéhervé 20.31; 2, Heard 20.31; 3, Krylov 20.34; 4, da Silva 20.38; 5, Attila Kovács HUN 20.47; 6, Clive Wright JAM 20.50; 7, Stefano Tilli ITA 20.86; 8, Simon Kipkemboi KEN 20.90

Tokyo 1991

Final (Aug 27) (-3.4)

1,	Michael Johnson	USA	20.01	10.21/ 9.80
2,	Frankie Fredericks	NAM	20.34	10.36/ 9.98
3,	Atlee Mahorn	CAN	20.49	10.45/10.04
4,	Robson da Silva	BRA	20.49	10.47/10.02

5,	Olapade Adeniken	NGR	20.51	10.40/10.11
6,	Jean-Charles Trouabal	FRA	20.58	10.51/10.07
7,	Nikolay Antonov	BUL	20.59	10.53/10.06
8,	Aleksandr Goremykin	URS	20.78	10.49/10.29

Unbeaten since May 1990, Johnson was expected not only to win but threaten the 12 year-old world record of 19.72. This looked increasingly likely when the Texan won his second-round heat in a championship record of 20.05, despite virtually jogging the last 50m. A tired Leroy Burrell – the last man to beat Johnson – was eliminated at this point. Johnson continued to impress with a 20.06 semi into a 3.1m wind.

A stronger headwind proved to be the American's only opponent in the final. It slowed his winning time to 20.01, but the manner of his victory was amazing. He quickly made up the stagger on Fredericks and left the field three metres behind at the finish – the largest margin of victory at this level since Jesse Owens's win at the 1936 Olympic Games.

"I felt I put in a 19.5 or 19.6 effort," said Johnson, who was also the world's leading 400m runner. "After the race when I saw the time, I knew it had to be a pretty hefty wind."

First round (First 3 and 8 fastest to second round)

Heat 1: (-1.3) 1, Fredericks 20.70; 2, Asonze 20.88; 3, Kaniecki 21.00; 4, Ioannis Markoullides CYP 21.07; 5, Attila Kovács HUN 21.55; 6, Christian Mandengue CMR 22.31; 7, Ahmed Shageef MDV 22.80

Heat 2: (1.2) 1, Johnson 20.52; 2, Okuyama 20.80; 3, Tilli 20.89; 4, Talavera 20.98; 5, Peter Ogilvie CAN 21.09; 6, Trevor Davis AIA 21.87; Mohamed Abderrin LBA DNS

Heat 3: (0.3) 1, da Silva 20.51; 2, Rosswess 20.58; 3, Philip (Effiong) 20.68; 4, Ondiek 20.73; 5, Bartenyev 20.78; 6, Edmund Estaphane LCA 21.48; 7, Eric Haynes SKN 21.58; 8, Fortune Ogouchi BEN 22.36

Heat 4: (0.9) 1, Antonov 20.28; 2, Burrell 20.38; 3, Gikonyo 20.43; 4, Enweani 20.95; 5, Thurnherr 20.46; 6, Dudley Den Dulk AHO 21.65; 7, Rodney Cox TKS 21.91; Karim Abdul AFG DNS

Heat 5: (0.1) 1, Adeniken 20.63; 2, Lomba 20.78; 3, Christie 21.19; 4, Khaled Jouma BRN 21.31; 5, Joseph Styles BAH 21.43; 6, Joseph Dias SEN 21.60; 7, Mark Sherwin COK 22.68; Goolam Ambia BAN DQ

Heat 6: (-0.3) 1, Trouabal 20.75; 2, Mahorn 20.83; 3, Capobianco 20.93; 4, Cojocar 20.94; 5, Boévi Lawson TOG 21.09; 6, Sandro Floris ITA 21.10; 7, Ousmane Diarra MLI 21.85; 8, Jerry Jeremiah VAN 21.91

Heat 7: (0.1) 1, Tuffuor 20.50; 2, Regis 20.62; 3, Goremykin 20.67; 4, Renner 20.85; 5, Bothoko Shebe LES 21.84; Troy Douglas BER DQ; Franck Zio BUR DNS

Heat 8: (-0.4) 1, Heard 20.67; 2, Marie-Rose 20.90; 3, Stevens 21.06; 4, Taylor 21.06; 5, Miguel Gómez ESP 21.08; 6, Neville Hodge ISV 21.36; 7, Eswort Coombs STV 22.29; 8, Manuel Alves Fonseca STP 23.44

Second round (First 4 to semi-finals) (Aug 26)

Heat 1: (0.4) 1, Mahorn 20.17; 2, da Silva 20.18; 3, Heard 20.56; 4, Philip (Effiong) 20.59; 5, Hermann Lomba FRA 20.69; 6, Jacek Kaniecki POL 20.82; 7, Thomas Renner AUT 21.11; 8, Enrique Talavera ESP 21.12

Heat 2: (0.1) 1, Fredericks 20.41; 2, Tuffuor 20.58; 3, Rosswess 20.61; 4, Marie-Rose 20.85; 5, Dmitriy Bartenyev URS 20.90; 6, Kennedy Ondiek KEN 21.07; 7, Felix Stevens CUB 21.09; Innocent Asonze NGR DQ

Heat 3: (0.8) 1, Johnson 20.05; 2, Antonov 20.20; 3, Adeniken 20.30; 4, Regis 20.38; 5, Dean Capobianco AUS 20.77; 6, Daniel Cojocarou ROU 20.80; 7, Stefano Tilli ITA 20.92; 8, Cyprian Enweani CAN 21.09

Heat 4: (-0.7) 1, Goremykin 20.36; 2, Trouabal 20.40; 3, Christie 20.54; 4, Gikonyo 20.63; 5, Yoshiyuki Okuyama JPN 21.00; 6, Leroy Burrell USA 21.21; 7, Pascal Thurnherr SUI 21.23; 8, Cameron Taylor NZL 21.40

Semi-finals (First 4 to final) (Aug 27)

Heat 1: (2.2) 1, Mahorn 20.40w; 2, Antonov 20.43; 3, Trouabal 20.48; 4, Goremykin 20.48; 5, Floyd Heard USA 20.61; 6, Linford Christie GBR 20.62; 7, Daniel Philip (Effiong) NGR 20.85; 8, Joseph Gikonyo KEN 21.01

Heat 2: (-3.1) 1, Johnson 20.06; 2, Fredericks 20.27; 3, Adeniken 20.47; 4, da Silva 20.47; 5, John Regis GBR 20.52; 6, Michael Rosswess GBR 20.82; 7, Emmanuel Tuffuor GHA 20.91; 8, Bruno Marie-Rose FRA 21.04

Stuttgart 1993

Final (Aug 20) (0.3)

1,	Frankie Fredericks	NAM	19.85	10.39/9.46
2,	John Regis	GBR	19.94	10.28/9.66
3,	Carl Lewis	USA	19.99	10.31/9.68
4,	Michael Marsh	USA	20.18	10.43/9.75
5,	Dean Capobianco	AUS	20.18	10.36/9.82
6,	Jean-Charles Trouabal	FRA	20.20	10.46/9.74
7,	Emmanuel Tuffuor	GHA	20.49	10.60/9.89
8,	Damien Marsh	AUS	20.56	10.62/9.94

After silver medals in Tokyo and at the Barcelona Olympic Games, Fredericks won his country's first ever gold medal with a new African record. Just as in 1987, Regis found himself leading a world final at 150m before Fredericks stormed from third to first. Regis's time at 150m was 14.93, the fastest electrical time for the distance.

Carl Lewis won a record 10th World Championship medal in third spot, when he became the first man to break 20 seconds and not finish in the first two.

First round (First 3 & 5 fastest to second round) (Aug 17)

Heat 1: (0.1) 1, Effiong 20.53; 2, Rossouw 20.68; 3, D Marsh 20.73; 4, Björn Sinnhuber GER 20.99; 5, Edgardo Guilbe PUR 21.14; 6, Yousef Dehmiri IRI 21.88; 7, Theodore Haba GUI 21.92; 8, Lam Hai Van VIE 22.77

Heat 2: (-0.2) 1, Capobianco 20.52; 2, Fredericks 20.65; 3, Stewart 20.85; 4, Antonov 20.88; 5, Ousmane Diarra MLI 21.51; 6, Derry Pemberton ISV 21.89; 7, David Nkoua CGO 22.55; Claus Hirsbro DEN DNS

Heat 3: (1.6) 1, Dollé 20.67; 2, Fatun 20.71; 3, Hendrix 20.74; 4, Ito 20.96; 5, Pedro Nolet ESP 21.09; 6, Daniel Cojocarou ROU 21.13; 7, Trevor Davis AIA 21.49; 8, Mario Bonello MLT 22.60

Heat 4: (0.1) 1, Lewis 20.45; 2, Boateng 20.53; 3, Fedoriv 20.73; 4, Oumar Loum SEN 21.12; 5, Mark Keddell NZL 21.28; 6, Edmund Estaphane LCA 21.53; 7, A. Tamba LBR 22.67; Marek Zalewski POL DNS

Heat 5: (-0.1) 1, Gilbert 20.87; 2, Delice 20.97; 3, Gikonyo 21.14; 4, Jiri Valík CZE 21.20; 5, Slobodan Brankovic IWP 21.35; 6, Goolam Ambia BAN 21.95; 7, Arfin Abdullah INA 22.29; Michael Huke GER DQ (r163.3)

Heat 6: (0.6) 1, R da Silva 20.54; 2, Tuffuor 20.57; 3, Kurnicki 20.66; 4, Eriksson 20.80; 5, Ondiek 20.97; 6, Edsel Chase BAR 21.34; 7, Miguel Janssen ARU 21.51; 8, Eswort Coombs STV 21.82

Heat 7: (-0.5) 1, Trouabal 20.60; 2, Regis 20.67; 3, Terzian 20.83; 4, Marras 20.95; 5, Andre da Silva BRA 20.99; 6, Niti Piyapan THA 21.60; 7, Khalid Juma BRN 22.23; 8, Ricky Canon NRU 24.14

Heat 8: (1.3) 1, Stevens 20.85; 2, Georgiev 21.08; 3, de Souza 21.22; 4, Stephen Lewis MNT 21.36; 5, Cephas Lemba ZAM 21.68; 6, Junior Cornette GUY 22.03; 7, Mark Sherwin COK 22.82; Linford Christie GBR DNS

Heat 9: (-1.2) 1, M Marsh 20.77; 2, Mahorn 20.89; 3, Moen 21.18; 4, Ato Boldon TRI 21.31; 5, Carlos Moreno CHI 21.36; 6, Amar Hecini ALG 21.36; 7, Edwin Ivanov RUS 21.39

Second round (First 4 to semi-finals) (Aug 19)

Heat 1: (1.2) 1, Dollé 20.45; 2, Tuffuor 20.58; 3, Kurnicki 20.58; 4, Hendrix 20.82; 5, Ray Stewart JAM 21.02; 6, Koji Ito JPN 21.04; 7, Törbjörn Eriksson SWE 21.07; Daniel Effiong NGR DNF

Heat 2: (0.1) 1, Lewis 20.21; 2, Regis 20.39; 3, Rossouw 20.55; 4, Fedoriv 20.59; 5, Patrick Delice TRI 20.88; 6, Geir Moen NOR 20.99; 7, Stanislav Georgiev BUL 21.03; 8, Kennedy Ondiek KEN 21.50

Heat 3: (0.4) 1, Fredericks 20.24; 2, R da Silva 20.24; 3, Trouabal 20.40; 4, D Marsh 20.58; 5, Glenroy Gilbert CAN 20.81; 6, Giorgio Marras ITA 20.87; 7, Patrick Stevens BEL 20.89; 8, Nikolay Antonov BUL 39.46

Heat 4: (-1.0) 1, M Marsh 20.40; 2, Capobianco 20.44; 3, Boateng 20.69; 4, Mahorn 20.70; 5, Oleg Fatun RUS 20.92; 6, Alexandros Terzian GRE 21.00; 7, Joseph Gikonyo KEN 21.09; 8, Sidnei de Souza BRA 21.69

Semi-finals (First 4 to final) (Aug 19)

Heat 1: (0.6) 1, M Marsh 20.10; 2, Fredericks 20.11; 3, Regis 20.16; 4, Capobianco 20.21; 5, Nelson Boateng GHA 20.52; 6, Robert Kurnicki GER 20.67; 7, Atlee Mahorn CAN 20.80; Johan Rossouw RSA DQ (r163.3)

Heat 2: (0.6) 1, Lewis 20.26; 2, Trouabal 20.27; 3, Tuffuor 20.44; 4, Marsh 20.51; 5, Andrey Fedoriv RUS 20.66; 6, David Dollé SUI 20.70; 7, Jason Hendrix USA 20.99; Robson da Silva BRA DQ (r163.3)

Gothenburg 1995

Final (Aug 11) (0.5)

1,	Michael Johnson	USA	19.79
2,	Frankie Fredericks	NAM	20.12
3,	Jeff Williams	USA	20.18
4,	Robson da Silva	BRA	20.21
5,	Claudinei da Silva	BRA	20.40
6,	Geir Moen	NOR	20.51
7,	John Regis	GBR	20.67
8,	Iván García	CUB	20.77

Michael Johnson's defence of his 400m title involved four races on the first four days of the championships. After one full day's rest on August 9, the Texan returned the next morning for his 200m heat.

Johnson showed no signs of fatigue in the first two rounds and clocked 20.01 in his semi-final, a 1995 world best. In the final, the American was intent on breaking the oldest of world records: Pietro Mennea's 19.72 from 1979. Da Silva (lane 5) got the quickest start but Johnson, one lane inside, swept past on the second half of the bend and raced clear in the straight. The figures of 19.79 clicked onto the scoreboard as he finished. He cursed, then jokingly lay flat on his back on

the track. He had completed a double victory which had never been achieved before by a man at world or Olympic level. It was his eighth win in eight races over seven days.

"I'm exhausted. This was a tough, tough job," said Johnson. "I was almost to the point where I didn't think I'd be able to perform at my best."

First round (First 3 & 5 fastest to second round) (Aug 10)

Heat 1: (0.9) 1, Stevens 20.54; 2, Tynes 20.56; 3, Alexópoulos 20.59; 4, Widmer 20.69; 5, Alexander Lack GER 20.97; 6, Benjamin Sirimou CMR 21.42; 7, Tawanda Chiwira ZIM 21.51; Li Xiaoping CHN DQ (r163.3)

Heat 2: (0.2) 1, Johnson 20.57; 2, Trouabal 20.66; 3, Gitonga 20.72; 4, Darren Braithwaite GBR 20.87; 5, Erik Wijmeersch BEL 21.01; 6, Torbjörn Eriksson SWE 21.03; 7, Christopher Sayeh LBR 23.84; Troy Douglas BER DQ (r163.3)

Heat 3: (-0.3) 1, Thompson 20.63; 2, Tuffuor 20.75; 3, Boldon 20.76; 4, Inshakov 20.78; 5, Dean Capobianco AUS 20.88; 6, Marcelo da Silva BRA 21.02; 7, Jordi Mayoral ESP 21.11; 8, Tony Ichiou NMA 24.28

Heat 4: (1.1) 1, Williams 20.56; 2, Dollé 20.69; 3, Sbokos 20.71; 4, Keddell 20.81; 5, Robert Mackowiak POL 20.83; 6, Peter Ogilvie CAN 21.18; 7, Eswort Coombs STV 21.27; 8, Martin Frick LIE 21.89

Heat 5: (0.8) 1, Brimacombe 20.74; 2, Moen 20.80; 3, Ito 20.80; 4, Riaan Dempers RSA 20.97; 5, Aleksandr Sokolov RUS 21.17; 6, Alain Reimann SUI 21.28; 7, Ricardo Roach CHI 21.65; 8, Trevor Davis AIA 22.03

Heat 6: (1.0) 1, Marsh 20.65; 2, Regis 20.78; 3, Hedner 20.85; 4, Joseph Loua GUI 21.06; 5, Huang Danwei CHN 21.16; 6, Justice Dipeba BOT 21.17; 7, Yiorgos Panayiotopoulos GRE DQ (r162.7); Deji Aliu NGR DNS

Heat 7: (2.0) 1, C da Silva 20.44; 2, Wariso 20.51; 3, García 20.70; 4, Osovich 20.70; 5, Javier Navarro ESP 20.88; 6, Boévi Lawson TOG 21.06; 7, Jun Osakada JPN 21.25; 8, Ibrahim Abdoulaye CHA 21.86

Heat 8: (0.5) 1, R da Silva 20.53; 2, Kurnicki 20.61; 3, Stewart 20.83; 4, Carlos Gats ARG 21.02; 5, Daniel Cojocarou ROU 21.09; 6, Kurvin Wallace SKN 21.29; 7, Antoine Boussombo GAB 21.32; Olapade Adeniken NGR DNS

Heat 9: (0.6) 1, Fredericks 20.73; 2, Donaldson 20.75; 3, De Silva 20.77; 4, Little 20.80; 5, Marc Blume GER 20.86; 6, Miguel Janssen ARU 21.31; 7, Keith Smith ISV 21.63; Vladislav Dologodin UKR DNF

Second round (First 4 to semi-finals) (Aug 10)

Heat 1: (0.1) 1, Johnson 20.35; 2, Stevens 20.41; 3, Tynes 20.49; 4, Alexópoulos 20.57; 5, David Dollé SUI 20.84; 6, Lars Hedner SWE 20.87; 7, Charles Gitonga KEN 20.90; 8, Mark Keddell NZL 40.08

Heat 2: (0.4) 1, Williams 20.36; 2, García 20.52; 3, Thompson 20.57; 4, Trouabal 20.60; 5, Robert Kurnicki GER 20.67; 6, Kevin Widmer SUI 20.74; 7, Sergey Osovich UKR 21.00; Thomas Sbokos GRE DQ (r163.3)

Heat 3: (0.8) 1, Fredericks 20.26; 2, C da Silva 20.35; 3, Regis 20.51; 4, Brimacombe 20.52; 5, Sergey Inshakov LAT 20.73; 6, Koji Ito JPN 20.80; 7, Chris Donaldson NZL 20.82; 8, Neil De Silva TRI 21.01

Heat 4: (-0.1) 1, R da Silva 20.33; 2, Moen 20.37; 3, Marsh 20.49; 4, Wariso 20.55; 5, Kevin Little USA 20.60; 6, Emmanuel Tuffuor GHA 20.61; 7, Ato Boldon TRI 21.81; Raymond Stewart JAM DNS

Semi-finals (First 4 to final) (Aug 11)

Heat 1: (0.3) 1, Johnson 20.01; 2, R da Silva 20.20; 3, Moen 20.32; 4, Regis 20.39; 5, Damien Marsh AUS 20.39; 6, Jean-Charles Trouabal FRA 20.58; 7, Alexandros Alexópoulos GRE 20.78; 8, Patrick Stevens BEL 20.79

Heat 2: (-0.9) 1, Fredericks 20.28; 2, Williams 20.32; 3, C da Silva 20.37; 4, García 20.45; 5, Solomon Wariso GBR 20.58; 6, Steve Brimacombe AUS 20.59; 7, Obadele Thompson BAR 20.66; 8, Andrew Tynes BAH 20.72

Athens 1997

Final (Aug 8) (2.3)

1,	Ato Boldon	TRI	20.04w	10.36/ 9.68
2,	Frankie Fredericks	NAM	20.23	10.41/ 9.82
3,	Claudinei da Silva	BRA	20.26	10.56/ 9.70
4,	Iván García	CUB	20.31	10.43/ 9.88
5,	Yiorgos Panayiotopoulos	GRE	20.32	10.48/ 9.84
6,	Obadele Thompson	BAR	20.37	10.49/ 9.88
7,	Jon Drummond	USA	20.44	10.34/10.10
8,	Patrick Stevens	BEL	20.44	10.56/ 9.88

Having missed out on medals in the 100m, both Boldon and Fredericks were fired up for the longer distance. They were drawn together both in the second round and semi-final, winning one race apiece without giving too much away, but the final proved no contest. Second to Drummond (10.34) at 100m in 10.36, with Fredericks on 10.41, the US-based Trinidadian opened up in the straight to win by two metres in a windy 20.04.

Fredericks, champion in 1993 and runner-up in 1991 and 1995, added another silver to his bulging collection although he didn't have much to spare over da Silva. Drummond, drawn in lane one after having the misfortune to encounter Boldon and Fredericks in his semi, faded to seventh. Boldon was gracious after winning his first major

senior title: "I am sorry for Frankie as he is more than a rival; he is a mentor to me, an example to humanity."

First Round (First 3 & 5 fastest to second round) (Aug 6)

Heat 1: (1.9) 1, Boldon 20.48; 2, Walker 20.49; 3, Panayiotopoulos 20.60; 4, Aliu 20.60; 5, Gibbons 20.71; 6, Tuffuor 20.72; 7, Hamood Al-Dalhami OMA 21.45

Heat 2: (1.1) 1, Wijmeersch 20.71; 2, Fredericks 20.74; 3, Cooper 20.88; 4, Phillip Mukomana ZIM 20.88; 5, Justice Dipeba BOT 20.96; 6, Patrick Johnson AUS 21.45; Christophe Cheval FRA DNS

Heat 3: (-0.2) 1, Insakovs 20.72; 2, Thompson 20.75; 3, Katsantonis 20.77; 4, Koji Ito JPN 20.82; 5, Juan Pedro Toledo MEX 21.03; 6, Lars Hedner SWE 21.30; 7, Tao Wu-Shiun TPE 21.85

Heat 4: (2.0) 1, Stevens 20.45; 2, Golding 20.49; 3, Occhiena 20.90; 4, Gilles Quénéhervé FRA 20.93; 5, Ryszard Pilsarczyk POL 20.98; 6, Pascal Dangbo BEN 21.58; 7, Kendon Maynard ISV 21.64

Heat 5: (-0.2) 1, Puggioni 20.73; 2, Loua 20.75; 3, Drummond 20.76; 4, Christoph Pöstinger AUT 20.77; 5, Antoine Boussombo GAB 20.79; 6, Thierry Lubin FRA 20.80; 7, Arif Ahundov AZE 22.08

Heat 6: (-0.7) 1, Little 20.68; 2, Ryan 20.69; 3, Dako 20.70; 4, Steve Brimacombe AUS 20.75; 5, Alessandro Attene ITA 20.92; 6, Andrew Tynes BAH 21.00; 7, Mohammed Bin Haji BRU 22.37

Heat 7: (0.6) 1, da Silva 20.59; 2, Donaldson 20.75; 3, Nafpliotis 20.84; 4, Andrey Fedoriv RUS 20.88; 5, Jordi Mayoral ESP 20.99; 6, Kwame Galloway MNT 22.45; Ivan Slehobr CZE DNS

Heat 8: (0.6) 1, Moen 20.79; 2, Bradley 20.80; 3, Gats 20.86; 4, Thomas Sbokos GRE 20.94; 5, Oumar Loum SEN 20.95; 6, Ahmed Douhou CIV 21.08; 7, Benjamin Sirimou CMR 21.45; 8, Djaffar Hadhari COM 21.59

Heat 9: (1.2) 1, García 20.41; 2, Douglas 20.46; 3, Marcoullides 20.47; 4, Osovich 20.56; 5, Keitel 20.72; 6, Malik Louahla ALG 21.31; 7, Khongdy Amnouayphone LAO 22.86; 8, Mohammad Alam BAN 23.54

Second round (First 3 & 4 fastest to semi-finals) (Aug 6)

Heat 1: (-3.5) 1, Stevens 20.77; 2, Douglas 20.78; 3, Donaldson 21.04; 4, Gentry Bradley USA 21.08; 5, Sergejs Insakovs LAT 21.22; 6, Emmanuel Tuffuor GHA 21.25; 7, Sayon Cooper LBR 21.39; 8, Owusu Dako GBR 21.52

Heat 2: (-0.1) 1, Fredericks 20.13; 2, Boldon 20.28; 3, Drummond 20.59; 4, Golding 20.69; 5, Erik Wijmeersch BEL 20.73; 6, O'Brian Gibbons CAN 20.78; 7, Aninos Marcoullides CYP 20.83; 8, Carlo Occhiena ITA 21.14

Heat 3: (0.4) 1, da Silva 20.27; 2, Little 20.38; 3, Osovich 20.54; 4, Walker 20.56; 5, Panayiotopoulos 20.57; 6, Aliu 20.65; 7, Prodromos Katsantonis CYP 20.77; 8, Gary Ryan IRL 20.83

Heat 4: (1.6) 1, García 20.48; 2, Thompson 20.62; 3, Gats 20.87; 4, Joseph Loua GUI 20.91; 5, Ioannis Nafpliotis GRE 20.94; 6, Sebastian Keitel CHI 20.96; 7, Giovanni Puggioni ITA 22.70; Geir Moen NOR DNS

Semi-finals (First 4 to final) (Aug 7)

Heat 1: (-0.5) 1, da Silva 20.35; 2, García 20.39; 3, Panayiotopoulos 20.43; 4, Thompson 20.46; 5, Sergey Osovich UKR 20.51; 6, Kevin Little USA 20.57; 7, Julian Golding GBR 20.61; 8, Carlos Gats ARG 21.44

Heat 2: (-0.2) 1, Boldon 20.09; 2, Fredericks 20.18; 3, Drummond 20.29; 4, Stevens 20.42; 5, Troy Douglas BER 20.43; 6, Doug Walker GBR 20.61; 7, Deji Aliu NGR 20.78; 8, Chris Donaldson NZL 20.92

Seville 1999

Final (Aug 27) (1.2)

1,	Maurice Greene	USA	19.90	10.25/ 9.65
2,	Claudinei da Silva	BRA	20.00	10.32/ 9.68
3,	Francis Obikwelu	NGR	20.11	10.28/ 9.83
4,	Obadele Thompson	BAR	20.23	10.32/ 9.92
5,	Marcin Urbas	POL	20.30	10.44/ 9.86
6,	Kevin Little	USA	20.37	10.35/10.02
7,	Julian Golding	GBR	20.48	10.76/ 9.72
	Frankie Fredericks	NAM	DNS	

Running his eighth race of the meeting, Greene took the final by a clear metre in 19.90 (10.25 at 100m) to become the first man to complete a World Championships sprint double. His task was made easier as title holder Ato Boldon was out for the season and injury caused Fredericks to scratch from the final, but it was still a strong field as the second semi-final threw up two new sub-20 sec men.

While Greene eased to victory in his race in 20.10 followed by da Silva in a personal best, the other went to Obikwelu in a startling 19.84 ahead of European Cup winner Urbas who improved from 20.32 to 19.98, an unanticipated Polish record which made him the third fastest ever European. Devonish ran a lifetime best of 20.25 in that race but couldn't make the final, in which da Silva overtook a tiring Obikwelu for the silver, improving again to 20 flat, while Urbas was also unable to reproduce his semi-final form. Kentéris, destined to bring off a sensational Olympic victory a year later, won his heat but withdrew injured from his quarter-final.

First round (First 3 & 2 fastest to second round) (Aug 24)

Heat 1: (0.1) 1, Obikwelu 20.54; 2, Smith 20.68; 3, Batangdon 20.76; 4, Sarris 20.78; 5, Sergey Slukin RUS 20.92; 6, Kim Collins SKN 20.95; 7, Salem Mubarak Al-Yami KSA 21.27

Heat 2: (-0.1) 1, Fredericks 20.60; 2, Ertzgaard 20.74; 3, Shirvington 20.75; 4, Lachkovics 20.77; 5, Ricardo Roach CHI 21.13; 6, Asli Haseri BRU 22.91; Carlos Gats ARG DQ (r163.3)

Heat 3: (-0.6) 1, Eriksson 20.58; 2, Ito 20.59; 3, Markoullides 20.73; 4, André da Silva BRA 21.04; Heber Viera URU & Petko Yankov BUL DQ (r163.3); Robert Dennis LBR DNS

Heat 4: (0.6) 1, Golding 20.48; 2, Stevens 20.54; 3, Williams 20.68; 4, Mohammed Al-Hooti OMA 20.80; 5, Tommy Kafri ISR 20.89; 6, Albert Agyeman GHA 20.94; 7, Francisco Javier Navarro ESP 20.97

Heat 5: (0.1) 1, Kentéris 20.68; 2, Turner 20.72; 3, Greene 20.76; 4, Paul Brizzell IRL 21.02; 5, Dean Capobianco AUS 21.48; 6, Keita Cline IVB 21.69; Christopher Silas Adolf PLW DQ (r163.3)

Heat 6: (-0.7) 1, Devonish 20.56; 2, van Balkom 20.65; 3, Wells 20.73; 4, Darryl Wohlsen AUS 20.79; 5, Paul Gorries RSA 20.94; 6, Malik-Khaled Louahla ALG 21.21; 7, Christie van Wyk NAM 21.27; 8, Robert Craig NFI 24.10

Heat 7: (-0.4) 1, la Grange 20.78; 2, Urbas 20.80; 3, Perry 20.86; 4, Joel Mascoll STV 21.25; 5, Sittichai Suwonprateep THA 21.32; 6, Christian Nsiah GHA 21.36; 7, Kwame Galloway MNT 22.88; Nathaniel Esprit AHO DNS

Heat 8: (-0.1) 1, da Silva 20.38; 2, García 20.59; 3, Boussombo 20.72; 4, Erik Wijmeersch BEL 20.89; 5, Sebastián Keitel CHI 20.90; 6, Tao Wu-Shiun TPE 21.38; 7, James Sherwin DMA 21.54

Heat 9: (-0.4) 1, Little 20.76; 2, Donaldson 20.87; 3, Osovich 20.91; 4, Juan Pedro Toledo MEX 21.00; 5, Gennadiy Chernovol KAZ 21.05; 6, Kenneth Andam GHA 21.31; 7, Dominic Demeritte BAH 21.41

Heat 10: (0.1) 1, Thompson 20.70; 2, Holz 20.74; 3, Loua 20.80; 4, Yiorgos Panayiotópoulos GRE 20.82; 5, Gary Ryan IRL 20.86; 6, Sunday Emmanuel NGR 21.12; 7, Djaffar Hadhari COM 21.39

Second round (First 4 to semi-finals) (Aug 24)

Heat 1: (0.2) 1, da Silva 20.22; 2, Thompson 20.26; 3, Little 20.38; 4, Holz 20.59; 5, Panayiotis Sarris GRE 20.65; 6, Renward Wells BAH 20.66; 7, Matt Shirvington AUS 20.67; 8, Doug Turner GBR 21.08

Heat 2: (-0.1) 1, Greene 20.23; 2, Golding 20.32; 3, Ertzgaard 20.61; 4, Smith 20.65; 5, Marcus la Grange RSA 20.81; 6, Martin Lachkovics AUT 20.89; Anninos Markoullides CYP DQ (r163.3) (20.39); Kóstas Kentéris GRE DNS

Heat 3: (-0.4) 1, Devonish 20.51; 2, García 20.57; 3, Williams 20.59; 4, Ito 20.62; 5, Torbjörn Eriksson SWE 20.74; 6, Curtis Perry USA 20.76; 7, Joseph Loua GUI 20.83; 8, Chris Donaldson NZL 20.96

Heat 4: (0.0) 1, Fredericks 20.11; 2, Obikwelu 20.15; 3, Urbas 20.32; 4, Stevens 20.49; 5, Patrick van Balkom NED 20.59; 6, Joseph Batangdon CMR 20.70; 7, Antoine Boussombo GAB 20.74; 8, Sergey Osovich UKR 20.93

Semi-finals (First 4 to final) (Aug 25)

Heat 1: (1.6) 1, Greene 20.10; 2, da Silva 20.13; 3, Golding 20.28; 4, Thompson 20.36; 5, Christopher Williams JAM 20.48; 6, Koji Ito JPN 20.51; 7, John Ertzgaard NOR 20.72; 8, Stefan Holz GER 21.89

Heat 2: (1.7) 1, Obikwelu 19.84; 2, Urbas 19.98; 3, Little 20.10; 4, Fredericks 20.10; 5, Marlon Devonish GBR 20.25; 6, Iván García CUB 20.38; 7, Glenn Smith CAN 20.72; Patrick Stevens BEL DNS

Edmonton 2001**Final (Aug 9) (0.2)**

1,	Kóstas Kentéris	GRE	20.04	10.3/ 9.7
2,	Christopher Williams	JAM	20.20	10.1/10.1
=3,	Kim Collins	SKN	20.20	10.3/ 9.9
	Shawn Crawford	USA	20.20	10.3/ 9.9
5,	Christian Malcolm	GBR	20.22	10.2/10.0
6,	Stéphan Buckland	MRI	20.24	10.2/10.0
7,	Kevin Little	USA	20.25	10.1/10.2
8,	Marlon Devonish	GBR	20.38	10.2/10.2

Kentéris produced a storming finish to duplicate his Olympic win of 2000. The Greek was only seventh at halfway as Little entered the straight ahead. While the rest of the field were closely matched, Kentéris (lane 4) came through for a clear win in 20.032.

It took several minutes to determine the other medallists from Williams, Crawford and Collins, all of whom were drawn in lanes inside the Greek. Williams (20.195) got the silver and it was judged that Crawford and Collins (20.198 each) shared the bronze. Three other men finished within 0.044 seconds.

First round (First 4 & 4 fastest to second round) (Aug 7)

Heat 1: (0.3) 1, Suetsugu 20.53; 2, Buckland 20.61; 3, Chernovol 20.65; 4, Silva 20.78; 5, Williams 20.85; 6, Christie van Wyk NAM 21.25; 7, Rika Fardani INA 21.87; 8, Jayson Jones BLZ 22.13

Heat 2: (1.0) 1, Torrieri 20.63; 2, Viera 20.69; 3, Chambers 20.80; 4, André da Silva BRA 21.00; 5, Jermaine Joseph CAN 21.17; 6, Conrad Rdechor PLW 22.86; Cheval DQ (r40.8) (20.62)

Heat 3: (-1.6) 1, Kéneris 20.46; 2, Devonish 20.58; 3, Douglas 20.63; 4, Grange 20.69; 5, Radek Zacheval CZE 21.03; 6, Chang Po-Chih TPE 21.63; Keita Cline IVB DQ (r163.3) (20.89)

Heat 4: (0.1) 1, Crawford 20.60; 2, Batangdon 20.63; 3, Kosenkow 20.63; 4, Fujimoto 20.77; 5, Corne Du Plessis RSA 20.92; 6, Salem Al-Yami KSA 21.03; 7, Darren Tuitt MNT 21.94

Heat 5: (-0.6) 1, Malcolm 20.37; 2, Clay 20.43; 3, Douglas 20.65; 4, Ertzgaard 20.68; 5, Demeritte 20.75; 6, Toledo 20.83; Frankie Fredericks NAM DNS

Heat 6: (1.1) 1, Little 20.36; 2, Hartonen 20.57; 3, Emedolu 20.58; 4, Krantz 20.84; 5, Erik Wijmeersch BEL 21.17; 6, Tobias Unger GER 21.30; 7, Wai-Kun Lei MAC 21.63

Heat 7: (0.5) 1, Williams 20.25; 2, Collins 20.41; 3, Urbás 20.41; 4, Loum 20.51; 5, Matsuda 20.79; 6, Eric N'dri CIV 20.87; 7, Patrick van Balkom NED 20.96; 8, Hamood Al-Dalhami OMA 21.45

Second round (First 4 to semi-finals) (Aug 7)

Heat 1: (1.2) 1, Malcolm 20.13; 2, Crawford 20.19; 3, Buckland 20.23; 4, Batangdon 20.31; 5, Umar Loum SEN 20.43; 6, Gennadiy Chernovol KAZ 20.71; 7, Frédéric Krantz FRA 21.02; Ryo Matsuda JPN DQ (r163.3)

Heat 2: (1.1) 1, Kéneris 20.30; 2, Torrieri 20.43; 3, Devonish 20.44; 4, Suetsugu 20.48; 5, Troy Douglas NED 20.54; 6, Ricardo Williams JAM 20.65; 7, Heber Viera URU 20.83; 8, Dominic Demeritte BAH 20.86

Heat 3: (-0.3) 1, Williams 20.24; 2, Collins 20.25; 3, Emedolu 20.48; 4, Fujimoto 20.78; 5, Juan Pedro Toledo MEX 20.80; 6, Marcus la Grange RSA 20.83; 7, Caimin Douglas NED 20.87; 8, Ramon Clay USA 23.58

Heat 4: (-1.4) 1, Little 20.34; 2, Urbás 20.54; 3, Hartonen 20.58; 4, Silva 20.58; 5, Dwain Chambers GBR 20.60; 6, Alexander Kosenkow GER 20.66; 7, John Ertzgaard NOR 20.88; Christoph Cheval FRA DQ (r40.8) (20.75)

Semi-finals (First 4 to final) (Aug 8)

Heat 1: (1.0) 1, Malcolm 20.08; 2, Little 20.13; 3, Buckland 20.15; 4, Collins 20.26; 5, Marcin Urbás POL 20.48; 6, Toshiyuki Fujimoto JPN 20.56; 7, Tommi Hartonen FIN 20.65; 8, Joseph Batangdon CMR 20.66

Heat 2: (0.7) 1, Kéneris 20.03; 2, Williams 20.11; 3, Crawford 20.21; 4, Devonish 20.29; 5, Marco Torrieri ITA 20.38; 6, Shingo Suetsugu JPN 20.39; 7, Uchenna Emedolu NGR 20.40; 8, Claudinei da Silva BRA 20.64

Paris 2003**Final (Aug 29) (0.1)**

1,	John Capel	USA	20.30
2,	Darvis Patton	USA	20.31
3,	Shingo Suetsugu	JPN	20.38
4,	Darren Campbell	GBR	20.39
5,	Stéphan Buckland	MRI	20.41
6,	Joshua J. Johnson	USA	20.47
7,	Frankie Fredericks	NAM	20.47
8,	Uchenna Emedolu	NGR	20.62

The most impressive qualifiers were Patton (20.03) and Buckland (20.06). Times in the final were slowed by cool, wet conditions experienced on the evening of August 29. No-one got clear on the bend and the five men in lanes 2-6 were virtually level at the start of the straight. Capel (lane 6) then edged in front though Patton – who was nursing an injured left knee – closed to within one hundredth. Suetsugu won Japan's first global sprint medal since 1952. Edmonton winner Kentéris was a late withdrawal.

First round (First 3 & 8 fastest to second round) (Aug 27)

Heat 1: (-0.6) 1, Jedrusinski 20.58; 2, Capel 20.59; 3, Williams 20.60; 4, Dolphin 20.69; 5, Julian Raeburn TRI 21.15; Sittichai Suwonprateep THA DQ (r163.3) (21.15); Alex Giovanni Navas HON DQ (r163.3) (22.38)

Heat 2: (0.7) 1, Buckland 20.38; 2, Gósis 20.57; 3, Malcolm 20.65; 4, Loum 20.73; 5, Brizzell 20.75; 6, Miyazaki 20.79; 7, Aaron Egbele NGR 21.24; 8, Ahuin de Souza AIA 23.24

Heat 3: (-0.6) 1, Vries 20.73; 2, Douglas 20.76; 3, Golding 20.82; 4, Al-Bishi 20.86; 5, Heber Viera URU 20.87; 6, Jorge Conde NCA 22.75; Christian Nsiah GHA DQ (r163.3) (21.16)

Heat 4: (-0.5) 1, Patton 20.27; 2, Cavallaro 20.42; 3, Urbás 20.66; 4, Williams 20.71; 5, Geza Pauer HUN 21.02; 6, Jaysuma Saidy GAM 21.42; 7, Darian Forbes TKS 21.87

Heat 5: (0.4) 1, Suetsugu 20.58; 2, Batangdon 20.71; 3, van Branteghem 20.79; 4, Francis Obikwelu POR 20.93; 5, Gennadiy Chernovol KAZ 21.11; 6, Tobias Unger GER 21.33; 7, Hamood Al-Dalhami OMA 21.52

Heat 6: (1.6) 1, de Souza 20.82; 2, Williams 20.86; 3, Johnson 20.89; 4, Yang Yaozu CHN 20.90; 5, Adrian Durant ISV 21.11; 6, Evans Marie SEY 22.60; 7, Ashley Kazuma PLW 23.84

Heat 7: (0.5) 1, Wissman 20.54; 2, Emedolu 20.55; 3, Johnson 20.56; 4, Nthépé 20.83; 5, Anninos Marcoullides CYP 20.97; 6, Keita Cline IVB 21.31; 7, John Lumkon FIJ 21.55

Heat 8: (-0.8) 1, Campbell 20.54; 2, Demeritte 20.56; 3, Fredericks 20.65; 4, Sarris 20.70; 5, Brian Dzingai ZIM 20.96; 6, Salem Al-Qaifi YEM 22.94; 7, Shane Ogunoro NMA 23.77; Salem Al-Yami KSA DNS

Second round (First 4 to semi-finals) (Aug 27)

Heat 1: (2.3) 1, Suetsugu 20.24w; 2, Demeritte 20.51; 3, Williams 20.53; 4, Wissman 20.59; 5, Oumar Loum SEN 20.67; 6, Aimé-Issa Nthépé FRA 20.69; 7, Marcin Urbás POL 20.72; 8, Joseph Batangdon CMR 20.81

Heat 2: (0.6) 1, Patton 20.40; 2, Cavallaro 20.47; 3, Malcolm 20.58; 4, Al-Bishi 20.74; 5, Chris Williams JAM 20.79; 6, Cláudio de Souza BRA 20.82; 7, Patrick Johnson AUS 20.83; 8, James Dolphin NZL 21.08

Heat 3: (0.7) 1, Buckland 20.06; 2, Johnson 20.22; 3, Emedolu 20.56; 4, Vries 20.59; 5, Troy Douglas NED 20.64; 6, Hisashi Miyazaki JPN 20.70; 7, Panayiótis Sarrís GRE 20.74; 8, Julian Golding GBR 20.79

Heat 4: (0.1) 1, Capel 20.30; 2, Campbell 20.35; 3, Fredericks 20.49; 4, Jedrusinski 20.53; 5, Paul Brizzel IRL 20.56; 6, Anastásios Goúsis GRE 20.67; 7, Cédric van Branteghem BEL 20.70; 8, LaTonel Williams JAM 20.73

Semi-finals (First 4 to final) (Aug 28)

Heat 1: (0.6) 1, Patton 20.03; 2, Buckland 20.11; 3, Fredericks 20.29; 4, Johnson 20.36; 5, Christian Malcolm GBR 20.43; 6, Marcin Jedrusinski POL 20.48; 7, Hamed Hamadan Al-Bishi KSA 20.70; 8, Dominic Demeritte BAH 20.71

Heat 2: (0.0) 1, Capel 20.18; 2, Suetsugu 20.22; 3, Campbell 20.34; 4, Emedolu 20.44; 5, Ricardo Williams JAM 20.45; 6, Sherwin Vries RSA 20.59; 7, Alessandro Cavallaro ITA 20.59; 8, Johan Wissman SWE 20.66

Helsinki 2005**Final (Aug 11) (-0.5)**

1,	Justin Gatlin	USA	20.04
2,	Wallace Spearmon	USA	20.20
3,	John Capel	USA	20.31
4,	Tyson Gay	USA	20.34
5,	Stéphan Buckland	MRI	20.41
6,	Patrick Johnson	AUS	20.58
7,	Tobias Unger	GER	20.81
8,	Usain Bolt	JAM	26.27

Tyson Gay was the most impressive runner in the preliminaries, particularly in the first round where he cruised to a 19.99w (4.3) clocking ahead of a field all of whom progressed to round two. Wind conditions varied enormously. Only two races after the 19.99, Spearmon won his heat in 20.51 into a 2.7 wind. Gay was fastest next day in both the second round and semis. The four Americans – including defending champion Capel competing as a “wild card” – ran 1-2 in the two semi-finals, garnering the best lanes in the final.

With the temperature down to 11°C the final was not going to be won in an exceptional time. Gatlin, in the outside of the seeded lanes (3-6), got a good start, and “running scared”, as he later put it, was never headed. Spearmon and the fast-finishing Capel took the other medals. The only perceived threat to the US hegemony was Bolt, whose long legs were unable to cope with lane 1, and he suffered a muscle pull 50m from the finish while in fifth place. Prior to 2005 there had been 11 clean sweeps in the 382 individual World championship finals, but here we were seeing a 1-4 sweep for the first time.

First round (First 3 & 8 fastest to second round) (Aug 9)

Heat 1: (-2.5) 1, Buckland 20.94; 2, Howe 21.08; 3, Armstrong 21.10; 4, Panayiótis Sarrís GRE 21.43; 5, André da Silva BRA 21.44; 6, Heber Viera URU 21.71; 7, Nabile Fofanah GUI 22.16; 8, Afzal Baig PAK 22.54

Heat 2: (3.0) 1, Pogonon 20.37w; 2, Dzingai 20.76; 3, Ilinov 20.85; 4, Hamed Hamadan Al-Bishi KSA 21.03; 5, Julian Raeburn TRI 21.12; 6, Evans Marie SEY 21.65; 7, Noor Adi Bin Rostam BRU 24.05; Obadele Thompson BAR DNS

Heat 3: (1.8) 1, Malcolm 20.36; 2, Capel 20.40; 3, Ernst 20.45; 4, Johnson 20.56; 5, Hartonen 20.59; 6, Daniel Abenzoar-Foule LUX 21.10; 7, Nicholas Mangham PLW 24.39; Omar O. Brown JAM DNF

Heat 4: (1.3) 1, Unger 20.45; 2, Williams 20.64; 3, Devonish 20.75; 4, Fasuba 20.88; 5, Matic Osovnikar SLO 20.94; 6, Basilio de Moraes BRA 20.99; 7, Abubaker El Tawerghi LBA 21.72

Heat 5: (-0.4) 1, Bolt 20.80; 2, Suetsugu 20.85; 3, Beyens 20.88; 4, Koura Kaba Fantoni ITA 21.10; 5, Kevon Pierre TRI 21.24; 6, Oumar Loum SEN 21.37; 7, Beranger Bosse CAF 22.02

Heat 6: (4.3) 1, Gay 19.99w; 2, Jedrusinski 20.14; 3, Saidu 20.14; 4, Emedolu 20.22; 5, Wissman 20.26; 6, Julius 20.37; 7, Hession 20.40

Heat 7: (-2.1) 1, Batman 20.68; 2, Hoogmoed 20.80; 3, Gatlin 20.90; 4, Shinji Takahira JPN 21.03; 5, Dmitriy Gluschenko UKR 21.15; 6, Mphelave Dlamini SWZ 21.79; 7, Dion Crabbe IVB 21.82; Francis Obikwelu POR DNS

Heat 8: (-2.7) 1, Spearmon 20.51; 2, Toledo 20.78; 3, Batangdon 20.84; 4, Demeritte 20.90; 5, Yang Yaozu CHN 21.03; 6, Bruno Pacheco BRA 21.05; David Alerte FRA DNF

Second round (First 3 & 4 fastest to semi-finals) (Aug 10)

Heat 1: (2.0) 1, Unger 20.91; 2, Spearmon 20.91; 3, Johnson 20.94; 4, Joseph Batangdon CMR 21.38; 5, Paul Hession IRL 21.69; 6, Yordan Ilinov BUL 21.94; 7, Brian Dzingai ZIM 22.32; Juan Pedro Toledo MEX DQ (r163.3)

Heat 2: (-1.1) 1, Gay 20.64; 2, Buckland 20.66; 3, Saidu 20.95; 4, Jedrusinski 21.07; 5, Johan Wissman SWE 21.16; 6, Andrew Howe ITA 21.19; 7, Dominic Demeritte BAH 21.25; Uchenna Emedolu NGR DNF

Heat 3: (-3.7) 1, Capel 20.78; 2, Bolt 20.87; 3, Armstrong 20.94; 4, Malcolm 21.02; 5, Suetsugu 21.11; 6, Leigh Julius RSA 21.45; 7, Sebastian Ernst GER 21.54; 8, Olusoji Fasuba NGR 21.92

Heat 4: (-1.9) 1, Williams 20.93; 2, Gatlin 20.94; 3, Devonish 20.95; 4, Batman 20.95; 5, Ronald Pogonon FRA 21.26; 6, Guus Hoogmoed NED 21.26; 7, Kristof Beyens BEL 21.43; 8, Tommi Hartonen FIN 21.54

Semi-finals (First 4 to final) (Aug 10)

Heat 1: (-0.1) 1, Capel 20.45; 2, Spearmon 20.49; 3, Unger 20.63; 4, Bolt 20.68; 5, Jaysuma Saidu GAM 20.75; 6, Daniel Batman AUS 20.98; 7, Christian Malcolm GBR 21.09; Aaron Armstrong TRI DNS

Heat 2: (-0.3) 1, Gay 20.27; 2, Gatlin 20.47; 3, Buckland 20.54; 4, Johnson 20.65; 5, Chris Williams JAM 20.72; 6, Shingo Suetsugu JPN 20.84; 7, Marlon Devonish GBR 20.93; 8, Marcin Jedrusinski POL 20.99

Osaka 2007**Final (Aug 30) (-0.8)**

1,	Tyson Gay	USA	19.76	10.13/ 9.63
2,	Usain Bolt	JAM	19.91	10.15/ 9.76
3,	Wallace Spearmon	USA	20.05	10.32/ 9.73
4,	Rodney Martin	USA	20.06	10.3 / 9.8
5,	Churandy Martina	AHO	20.28	10.5 / 9.8
6,	Marvin Anderson	JAM	20.28	10.5 / 9.8
7,	Chris Williams	JAM	20.57	10.5 /10.1
8,	Anastásios Goúsis	GRE	20.75	10.7 /10.1

The first round saw 16 men run quicker than 20.50 headed by the surprising Goúsis, who cut his lifetime best by more than three tenths to 20.11. Gay showed power in the second round, zipping to a 20.08 ahead of Anderson, while Bolt duplicated his teammate's time of 20.13 in winning his heat. Bolt and Gay were the semi-final winners, with Spearmon and Anderson the athletes looking most likely to threaten the two favourites.

In the final, Bolt took an early lead over Gay (5.69 to 5.74 at 50m), but Gay had caught his tall (1.96m) rival by 100m, and he accelerated powerfully in the straight, passing 150m in 14.75 and gradually extending his lead to the finish. His time of 19.76 beat Michael Johnson's championship record of, while Bolt easily held off fast-finishing Spearmon who piped Martin for the bronze.

First round (First 4 & 8 fastest to second round) (Aug 28)

Heat 1: (0.2) 1, Takahira 20.83; 2, Williams 20.88; 3, de Moraes 21.09; 4, Nazareno 21.18; 5, Juan Pedro Toledo MEX 21.31; 6, Ruslan Abbasov AZE 21.33; 7, Morne Nagel RSA 21.35; 8, Harmon Harmon COK 23.78

Heat 2: (0.2) 1, Gay 20.46; 2, Martina 20.47; 3, Viana 20.47; 4, Osovnikar 20.51; 5, Hongisto 20.56; 6, Dolphin 20.65; 7, Cribari 20.71; 8, Mphelave Dlamini SWZ 21.96; 9, Amaroy Marino PLW 23.34

Heat 3: (0.2) 1, Barnett 20.31; 2, Suetsugu 20.47; 3, Johnson 20.48; 4, Dzingai 20.50; 5, Hoogmoed 20.57; 6, Seth Amoo GHA 20.85; 7, Tang Yik Chun HKG 21.72; 8, Sittichai Suwonprateep THA 21.87

Heat 4: (0.0) 1, Goúsis 20.11; 2, Bolt 20.12; 3, Christian 20.23; 4, Jedrusinski 20.31; 5, Abrantes 20.48; 6, Mitchell 20.81; 7, Teplykh 20.81; 8, Michael Alicito GUM 22.45

Heat 5: (0.7) 1, Martin 20.44; 2, Hession 20.46; 3, Schneeberger 20.72; 4, Kamiyama 20.78; 5, Christian Krone RSA 20.85; 6, Khalil Al-Hanahneh JOR 21.01; 7, Courtney Bascombe VIN 22.08

Heat 6: (-0.1) 1, Anderson 20.43; 2, Beyens 20.44; 3, Spearmon 20.45; 4, Obikwelu 20.61; 5, Seoud 20.65; 6, Hitjivirue Kaanjuka NAM 21.10; 7, Daniel Grueso COL 21.11; 8, Zahir Naseer MDV 23.27

Second round (First 4 to semi-finals) (Aug 28)

Heat 1: (0.3) 1, Martin 20.25; 2, Dzingai 20.28; 3, Christian 20.36; 4, Williams 20.40; 5, Matic Osovnikar SLO 20.65; 6, Amr Seoud EGY 20.72; 7, Shinji Takahira JPN 20.77; 8, James Dolphin NZL 20.80

Heat 2: (-0.3) 1, Bolt 20.13; 2, Spearmon 20.26; 3, Martina 20.39; 4, Barnett 20.41; 5, Visa Hongisto FIN 20.78; 6, Tomoya Kamiyama JPN 20.89; 7, Basilio de Moraes BRA 21.07; 8, Jacobi Mitchell BAH 21.17

Heat 3: (0.9) 1, Gay 20.08; 2, Anderson 20.13; 3, Obikwelu 20.38; 4, Jedrusinski 20.53; 5, Sandro Viana BRA 20.68; 6, Shingo Suetsugu JPN 20.70; 7, Marco Cribari SUI 20.86; 8, Guus Hoogmoed NED 21.32

Heat 4: (0.6) 1, Hession 20.50; 2, Goúsis 20.51; 3, Beyens 20.52; 4, Johnson 20.62; 5, Arnaldo Abrantes POR 20.82; 6, Ivan Teplykh RUS 20.98; 7, Marc Schneeberger SUI 21.09; 8, Franklin Nazareno ECU 21.50

Semi-finals (First 4 to final) (Aug 29)

Heat 1: (-0.4) 1, Bolt 20.03; 2, Spearmon 20.05; 3, Martin 20.18; 4, Martina 20.20; 5, Francis Obikwelu POR 20.40; 6, Brian Dzingai ZIM 20.45; 7, Marcin Jedrusinski POL 20.54; 8, Bryan Barnett CAN 20.68

Heat 2: (-0.4) 1, Gay 20.00; 2, Anderson 20.06; 3, Williams 20.24; 4, Goúsis 20.33; 5, Brendan Christian ANT 20.36; 6, Paul Hession IRL 20.50; 7, Kristof Beyens BEL 20.53; 8, Patrick Johnson AUS 20.73

200 METRES

Multiple Medallists:

4	Frankie Fredericks	NAM	91-2, 93-1, 95-2, 97-2
2	Calvin Smith	USA	83-1, 87-1
	John Regis	GBR	87-3, 93-2
	Michael Johnson	USA	91-1, 95-1
	Claudinei da Silva	BRA	97-3, 99-2
	John Capel	USA	03-1, 05-3
	Wallace Spearmon	USA	05-2, 07-3

Most Finals:

6	Fredericks		91-2, 93-1, 95-2, 97-2, 99-dns, 03-7
---	------------	--	--------------------------------------

Most Appearances:

6	Fredericks		
5	Troy Douglas	BER/NED	91-dq/h7, 95-dq/h2, 97-5s2, 01-5q2, 03-5q3
	Patrick Stevens	BEL	91-7q2, 93-7q3, 95-8s1, 97-8, 99-dns/s2
	Oumar Loum	SEN	93-4h4, 97-5h8, 01-5q1, 03-5q1, 05-6h5
	Juan Pedro Toledo	MEX	97-5h3, 99-4h9, 01-5q3, 05-dq/q1, 07-5h1
	Chris Williams	JAM	99-5s1, 01-2, 03-5q2, 05-5s2, 07-7

National Placings:

	1	2	3	4	5	6	7	8	Points
USA	8	3	4+1=	3	-	3	2	-	142.5
BRA	-	1	1	3	1	-	-	1	33
GBR	-	1	1	2	1	-	2	1	32
NAM	1	3	-	-	-	-	1	-	31
JAM	-	2	-	-	-	1	1	1	20
NGR	-	-	1	-	1	1	-	1	14
GRE	1	-	-	-	1	-	-	1	13
FRA	-	1	-	-	-	2	-	-	13
MRI	-	-	-	-	2	1	-	-	11
ITA	-	-	1	-	-	-	2	-	10
TRI	1	-	-	-	-	-	-	-	8
BAR	-	-	-	1	-	1	-	-	8
AUS	-	-	-	-	1	1	-	1	8
CAN	-	-	1	-	-	-	-	1	7
JPN	-	-	1	-	-	-	-	-	6
CUB	-	-	-	1	-	-	-	1	6
GER	-	-	-	-	1	-	1	-	6
SKN	-	-	1=	-	-	-	-	-	5.5
URS	-	-	-	-	1	-	-	1	5
AHO	-	-	-	-	1	-	-	-	4
POL	-	-	-	-	1	-	-	-	4
NOR	-	-	-	-	-	1	-	-	3
BUL	-	-	-	-	-	-	1	-	2
GHA	-	-	-	-	-	-	1	-	2
BEL	-	-	-	-	-	-	-	1	1
Totals	11	11	10+2=	10	11	11	11	10	395

Canti FRA 47.50; 6, Gordan Hinds BAR 47.55; 7, Kenrick Clifton-Camerud SKN 49.68; Paiwa Bogela PNG DNS

Heat 2: 1, Cameron 46.11; 2, Tomko 46.17; 3, Schönlebe 46.23; 4, Vasvari 46.69; 5, Abu Alhassan GHA 48.14; 6, Ibrahim Khalil UAE 48.16; 7, Ali Alarasi YAR 59.67; Angel Heras ESP DQ

Heat 3: 1, Skamrahl 46.31; 2, Bennett 46.58; 3, Hinds 46.64; 4, Minihan 46.90; 5, Atuti 46.95; 6, Dean Greenaway IVB 48.26; Emmanuel Bitanga CMR DNS

Heat 4: 1, Paul 46.33; 2, Kyeswa 46.35; 3, Takano 46.66; 4, Tabron 46.68; 5, Arnold 47.44; 6, David Sawyer SLE 49.29; 7, Lenford O'Garro STV 50.25; Nafee Mersal EGY DNS

Heat 5: 1, Weppler 46.32; 2, Hassan 46.61; 3, Markin 46.74; 4, Tiacoh 47.11; 5, Daley 47.19; 6, Josjö 47.25; 7, Jean-Marie Rudasingwa RWA 50.52; Allan Ingraham BAH DNS

Heat 6: 1, Franks 46.16; 2, Sigurdsson 47.09; 3, Madzokere 47.17; 4, Malovec 47.35; 5, Moussa Fall 1 SEN 47.72; 6, Joseph Ramutshabi BOT 48.35; 7, Agripa Mwausega MAW 49.02; Sunday Uti NGR DQ

Heat 7: 1, Weber 45.74; 2, Clark 46.26; 3, Okot 46.69; 4, Rusanen 47.37; 5, Adram Mkumi TAN 49.22; 6, Clive Williams BIZ 51.82; Roberto Ribaud ITA DQ; Michael Solomon TRI DNS

Second round (First 4 to semi-finals) (Aug 8)

Heat 1: 1, Franks 45.57; 2, Brown 45.80; 3, Schönlebe 45.86; 4, Weppler 46.12; 5, Gary Minihan AUS 46.32; 6, Mike Okot UGA 46.38; 7, Christopher Madzokere ZIM 46.74; Dusan Malovec TCH DNF

Heat 2: 1, Cameron 45.76; 2, Clark 45.84; 3, Skamrahl 45.90; 4, Souza 45.94; 5, Gabriel Tiacoh CIV 46.22; 6, Eliot Tabron USA 46.54; 7, Isidro Del Prado PHI 46.71; 8, Matti Rusanen FIN 47.69

Heat 3: 1, Weber 46.01; 2, Kyeswa 46.31; 3, Paul 46.44; 4, Hinds 46.62; 5, Susumu Takano JPN 47.06; 6, James Atuti KEN 47.59; 7, Oddur Sigurdsson ISL 48.09; Marcel Arnold SUI DNS

Heat 4: 1, Markin 46.16; 2, Nix 46.19; 3, Tomko 46.24; 4, Bennett 46.39; 5, Hector Daley PAN 46.42; 6, Eric Josjö SWE 46.97; 7, Sándor Vasvari HUN 47.34; El Kashief Hassan SUD DNF

Semi-finals (First 4 to final) (Aug 9)

Heat 1: 1, Franks 45.44; 2, Weber 45.61; 3, Schönlebe 45.67; 4, Paul 45.83; 5, Ján Tomko TCH 46.03; 6, Todd Bennett GBR 46.11; 7, Darren Clark AUS 46.36; 8, Martin Weppler FRG 46.55

Heat 2: 1, Cameron 45.48; 2, Skamrahl 45.61; 3, Souza 45.63; 4, Nix 45.73; 5, Viktor Markin URS 45.73; 6, Doug Hinds CAN 46.52; 7, Moses Kyeswa UGA 46.79; 8, Phil Brown GBR 46.81

Rome 1987

Final (Sep 3)

1,	Thomas Schönlebe	GDR	44.33	21.40/22.93
2,	Innocent Egbunike	NGR	44.56	21.14/23.42
3,	Butch Reynolds	USA	44.80	21.71/23.09
4,	Roberto Hernández	CUB	44.99	21.48/23.51
5,	Derek Redmond	GBR	45.06	21.36/23.70
6,	David Kitur	KEN	45.34	21.73/23.61
7,	Gabriel Tiacoh	CIV	46.27	22.17/24.10
8,	Roddie Haley	USA	46.77	21.30/25.47

Nineteen eighty-seven saw the emergence of Reynolds, who cut the world low-altitude best to 44.10 and clocked a total of eight sub-44.50s prior to the World Championships. Unfortunately, the American was weakened by intestinal problems in Rome and struggled to qualify for the final. Egbunike, meanwhile, impressed greatly with a 44.26 semi-final (21.11 at halfway).

The Nigerian (lane 7) went out quickest in the final but was tracked by Schönlebe (lane 3), who had placed fifth as a teenager in Helsinki. The tall, bespectacled East German – unbeaten all year – proved to be much stronger and passed Egbunike in the last 60m to win. He broke his own European record in the process. Despite his problems, Reynolds took the bronze.

First round (First 4 & 8 fastest to second round) (Aug 30)

Heat 1: 1, Reynolds 45.51; 2, Takano 45.68; 3, Schersing 45.86; 4, Skeritt 46.15; 5, Al Malky 46.23; 6, Bruce Philip DMA 46.56; 7, Felix Stevens CUB 46.89; Hossain Milzer BAN DNS

Heat 2: 1, Kitur 45.39; 2, Egbunike 45.84; 3, Forde 45.99; 4, Daley 46.26; 5, Todd Bennett GBR 46.58; 6, Lyndon George LCA 47.25; 7, Ian Morris TRI 48.06; 8, Bienvenu Yagbongo CAF 50.14

Heat 3: 1, Tiacoh 45.65; 2, Clark 45.70; 3, Kurochkin 45.74; 4, Arnold 45.76; 5, Morris 45.83; 6, Macev 46.30; 7, Souza 46.39; Yaya Seyba MLI DNS

Heat 4: 1, Ugbisie 45.55; 2, Schönlebe 45.85; 3, McKay 46.30; 4, Ribaud 46.37; 5, Yann Quentrec FRA 46.78; 6, Mark Senior JAM 47.30; 7, Adramu Mikumi TAN 47.39; 8, Dawda Jallow GAM 48.40

Heat 5: 1, Redmond 45.33; 2, Carlowitz 45.52; 3, Haley 45.73; 4, Sawe 45.93; 5, Balosak 46.49; 6, Sánchez 46.54; 7, Tamás Molnár HUN 46.80; 8, Eliaser Watebossi INA 47.32

Heat 6: 1, Hernández 45.68; 2, Anzrah 45.91; 3, Cameron 45.94; 4, Brown 46.08; 5, Gudeta 46.25; 6, Prosin 46.26; 7, Jesús Malave VEN 47.10; 8, Lenford O'Garro STV 49.19

400 Metres

Helsinki 1983

Final (Aug 10)

				Halves
1,	Bert Cameron	JAM	45.05	21.8/23.3
2,	Mike Franks	USA	45.22	21.7/23.6
3,	Sunder Nix	USA	45.24	22.2/23.1
4,	Erwin Skamrahl	FRG	45.37	21.4/24.0
5,	Hartmut Weber	FRG	45.49	21.6/23.9
6,	Thomas Schönlebe	GDR	45.50	22.0/23.5
7,	Michael Paul	TRI	45.80	21.5/24.3
8,	Gérson Souza	BRA	45.91	21.8/24.2

The Commonwealth and three-times US Collegiate Champion, Cameron justified his status as favourite with a clear win. Conversely, the silver and bronze medals did not go to form. Cameron felt that the Germans Weber and Skamrahl would be his biggest rivals but Franks (pre-1983 best of only 48.74) proved to be his closest challenger. Third place went to another American, Nix, who made up four places in the finishing straight and only made the final as fastest loser.

First round (First 3 & 11 fastest to second round) (Aug 7)

Heat 1: 1, Nix 46.19; 2, Souza 46.43; 3, Brown 46.60; 4, Del Prado 46.92; 5, Aldo

Second round (First 3 & 4 fastest to semi-finals) (Aug 31)

Heat 1: 1, Redmond 45.03; 2, Hernández 45.33; 3, Schersing 45.50; 4, Clark 45.58; 5, Hector Daley PAN 46.05; 6, Antonio Sánchez ESP 46.19; 7, John Anzrah KEN 46.45; Alemayehu Gudeta ETH DNS

Heat 2: 1, Schönlebe 44.81; 2, Kitur 44.94; 3, Haley 45.14; 4, Cameron 45.14; 5, Susumo Takano JPN 45.81; 6, Mohamed Al Malky OMA 45.94; 7, Vladimir Prosin URS 45.94; 8, Lubos Balosak TCH 46.76

Heat 3: 1, Egbunike 45.46; 2, Morris 45.49; 3, Reynolds 45.49; 4, Skerrit 45.65; 5, Kurochkin 45.76; 6, Tito Sawe KEN 45.93; 7, Gerson Souza BRA 46.46; 8, Ismail Macev YUG 46.54

Heat 4: 1, Carlowitz 45.27; 2, Ugbisie 45.30; 3, Tiacoh 45.33; 4, Arnold 45.76; 5, Antonio McKay USA 45.85; 6, Elvis Forde BAR 45.92; 7, Phil Brown GBR 46.49; 8, Roberto Ribaud ITA 46.68

Semi-finals (First 4 to final) (Sep 1)

Heat 1: 1, Egbunike 44.26; 2, Schönlebe 44.60; 3, Hernández 44.83; 4, Haley 45.21; 5, Marcel Arnold SUI 45.26; 6, Anton Skerrit CAN 45.62; 7, Mathias Schersing GDR 45.67; 8, Aleksandr Kurochkin URS 45.73; 9, Devon Morris JAM 45.76

Heat 2: 1, Redmond 44.50; 2, Tiacoh 44.69; 3, Kitur 44.73; 4, Reynolds 44.94; 5, Jens Carlowitz GDR 44.97; 6, Bert Cameron JAM 45.19; 7, Moses Ugbisie NGR 45.72; 8, Darren Clark AUS 45.93

Tokyo 1991**Final (Aug 29)**

1,	Antonio Pettigrew	USA	44.57	21.39/23.18
2,	Roger Black	GBR	44.62	21.15/23.47
3,	Danny Everett	USA	44.63	21.53/23.10
4,	Roberto Hernández	CUB	44.86	21.51/23.35
5,	Andrew Valmon	USA	45.09	21.49/23.60
6,	Ian Morris	TRI	45.12	21.76/23.36
7,	Susumu Takano	JPN	45.39	21.41/23.98
8,	Mark Garner	AUS	45.47	21.39/24.08

It looked as if the title would stay in Europe when Black led into the straight after passing 300m in 32.06. The two-time European Champion continued to run strongly and only the American duo of Everett and Pettigrew could stay in touch. As the Briton struggled in the last 15m, Pettigrew, the shorter of the Americans, went ahead to win by just 0.05. Black just managed to hold off the fast-finishing Everett for the silver.

“When we came off the turn I said ‘Hey, it’s time to do what I was supposed to do,’” reflected Pettigrew. “I did that and I won the race, and I thank God for that.”

First round (First 4 and 8 fastest to second round) (Aug 25)

Heat 1: 1, Pettigrew 45.02; 2, Cañizales 46.23; 3, O’Connor 46.30; 4, Sanders 46.38; 5, Kipkemboi 46.46; 6, Joubert 46.55; 7, Morales 46.80; 8, Manuel Alves Fonseca STP 54.01

Heat 2: 1, Takano 46.10; 2, Kitur 46.19; 3, Martínez 46.25; 4, Molnár 46.64; 5, Kliger 46.71; 6, Roberto Bortolotto BRA 47.44; 7, Joel Otim UGA 48.03; Amadou Sy Savane GUI DQ

Heat 3: 1, Daniel 45.64; 2, Redmond 45.78; 3, Lahlou 45.80; 4, Valmon 46.16; 5, Nuti 46.80; 6, Filipe Lomba POR 47.37; 7, Eswort Coombs STV 48.63; Tim Hesse GHA DQ

Heat 4: 1, Everett 45.73; 2, Delice 46.03; 3, Greene 46.27; 4, Noirot 46.41; 5, Jallow 46.66; 6, Wilson 46.71; 7, Seibert Straughn BAR 46.88

Heat 5: 1, Fagan 44.88; 2, Carlowitz 45.78; 3, Black 46.02; 4, Morris 46.16; 5, Hacini 46.52; 6, Tsvetoslav Stankulov BUL 46.89; 7, Thabani Gonye ZIM 47.61; 8, Henry Sweeney MNT 49.81

Heat 6: 1, Hernández 45.49; 2, Garner 45.77; 3, Ismail 46.20; 4, Cornet 46.54; 5, Jindrich Roun TCH 46.86; 6, Charles Gitonga KEN 47.03; Troy Douglas BER DNS

Second round (First 4 to semi-finals) (Aug 26)

Heat 1: 1, Hernández 44.71; 2, Takano 44.91; 3, Morris 45.07; 4, Ismail 45.37; 5, Jens Carlowitz GER 45.68; 6, Dawda Jallow GAM 46.21; 7, Simeon Kipkemboi KEN 46.29; 8, Michael Joubert AUS 46.94

Heat 2: 1, Valmon 45.41; 2, Fagan 45.45; 3, Kitur 45.54; 4, Redmond 45.66; 5, Paul Greene AUS 45.97; 6, Lázaro Martínez CUB 46.12; 7, Tamás Molnár HUN 46.47; Carlos Morales CHI DNS

Heat 3: 1, Pettigrew 45.03; 2, Garner 45.08; 3, Black 45.39; 4, O’Connor 45.56; 5, Patrick Delice TRI 45.78; 6, Anthony Wilson CAN 47.03; 7, Amar Hacini ALG 47.30; Cayetano Cornet ESP DNS

Heat 4: 1, Daniel 45.48; 2, Lahlou 45.69; 3, Everett 45.93; 4, Noirot 45.98; 5, Dmitriy Kliger URS 46.29; 6, Wilson Cañizales COL 46.42; 7, Paul Sanders GBR 46.59; Andrea Nuti ITA DQ

Semi-finals (First 4 to final) (Aug 27)

Heat 1: 1, Pettigrew 44.52; 2, Hernández 44.66; 3, Everett 44.97; 4, Morris 45.00; 5, Seymour Fagan JAM 45.34; 6, Ibrahim Ismail QAT 45.46; 7, Derek Redmond GBR 45.67; 8, Benyounes Lahlou MAR 45.75

Heat 2: 1, Black 44.64; 2, Valmon 45.08; 3, Takano 45.43; 4, Garner 45.53; 5, Patrick O’Connor JAM 45.54; 6, Samson Kitur KEN 46.07; 7, Alvin Daniel TRI 46.23; 8, Olivier Noirot FRA 47.13

Stuttgart 1993**Final (Aug 17)**

1,	Michael Johnson	USA	43.65	21.65/22.00
2,	Butch Reynolds	USA	44.13	21.39/22.74
3,	Samson Kitur	KEN	44.54	21.83/22.71
4,	Quincy Watts	USA	45.05	21.85/23.20
5,	Sunday Bada	NGR	45.11	21.02/24.09
6,	Greg Haughton	JAM	45.63	21.88/23.75
7,	Simon Kemboi	KEN	45.65	22.42/23.23
8,	Kennedy Ochieng	KEN	45.68	22.30/23.38

A very strong American trio comprised world record holder Reynolds – returning from a doping suspension – Olympic Champion Watts and Tokyo 200 winner Johnson, who had yet to lose a 400 final.

All three qualified comfortably for the final in which the Nigerian Bada set the pace. He led at 200m, but by 300m it was Johnson from Reynolds with Watts fifth. Reynolds was running one of the best races of his comeback, but was no match for Johnson who had clocked 10.47 for his third 100. He pulled further away in the straight to win with the third-quickest time ever. Kitur was a distant third. Watts’s poor run was explained when it became known that the sole of his left shoe broke in the middle of the race.

First round (First 4 & 8 fastest to second round) (Aug 14)

Heat 1: 1, Johnson 45.60; 2, Téllez 45.79; 3, Morris 45.80; 4, Golovastov 45.97; 5, Ladejo 46.17; 6, Gholamreza Sistani IRI 48.27; 7, Livingstone Roach SKN 48.72

Heat 2: 1, Rapnouil 45.63; 2, Ochieng 45.68; 3, Hernández 46.01; 4, Nuti 46.59; 5, Keteng Baloseng BOT 47.93; Slobodan Brankovic IWP DNS; Ilir Khanari ALB DNS

Heat 3: 1, Bada 45.98; 2, Haughton 46.10; 3, Delice 46.16; 4, Boumendil 46.37; 5, Omori 47.17; 6, Jordan 47.75; 7, Francisco Flores HON 50.86

Heat 4: 1, Kemboi 45.91; 2, Watts 45.94; 3, Hassan 46.61; 4, Lahlou 46.64; 5, Yekpe 46.92; 6, Raymundo Escalante MEX 48.03; 7, Stephen Lugor SUD 48.72

Heat 5: 1, Reynolds 45.34; 2, Ismail 45.48; 3, Amegatcher 45.68; 4, Mafe 46.25; 5, Ogola 46.53; 6, Ivanov 46.84; Baobo Neuendorf PNG DNF

Heat 6: 1, Kitur 45.71; 2, de Silva 45.74; 3, Clarke 45.92; 4, Lieder 46.06; 5, Douglas 46.17; 6, Cornet 46.57; 7, Kossi Akoto TOG 47.91

Second round (First 4 to semi-finals) (Aug 15)

Heat 1: 1, Watts 45.07; 2, Kemboi 45.22; 3, de Silva 45.50; 4, Lieder 45.66; 5, Jean-Louis Rapnouil FRA 45.69; 6, Sadek Boumendil ALG 45.91; 7, Cayetano Cornet ESP 46.46; Francis Ogola UGA DQ (r163.3)

Heat 2: 1, Kitur 45.02; 2, Bada 45.21; 3, Haughton 45.48; 4, Amegatcher 45.59; 5, Dmitriy Golovastov RUS 46.00; 6, Ade Mafe GBR 46.03; 7, Jean-Claude Yekpe BEN 47.09; 8, Shigekazu Omori JPN 47.42

Heat 3: 1, Johnson 44.72; 2, Ismail 44.95; 3, Clarke 45.32; 4, Téllez 45.51; 5, Troy Douglas BER 45.57; 6, Patrick Delice TRI 45.70; 7, Anton Ivanov BUL 45.93; 8, Andrea Nuti ITA 46.77

Heat 4: 1, Reynolds 44.71; 2, Ochieng 44.90; 3, Morris 45.90; 4, Ladejo 46.51; 5, Roger Jordan BAR 46.89; 6, Benyounes Lahlou MAR 47.83; Ibrahim Hassan GHA DNS; Roberto Hernández CUB DNS

Semi-finals (First 4 to final) (Aug 16)

Heat 1: 1, Watts 44.63; 2, Reynolds 44.82; 3, Kemboi 44.94; 4, Ochieng 45.01; 5, Evan Clarke JAM 45.19; 6, Norberto Téllez CUB 46.17; 7, Du’aine Ladejo GBR 46.33; Ian Morris TRI DNS

Heat 2: 1, Kitur 44.34; 2, Johnson 44.39; 3, Bada 44.63; 4, Haughton 44.78; 5, Ibrahim Ismail QAT 44.85; 6, Solomon Amegatcher GHA 45.58; 7, Neil de Silva TRI 45.66; 8, Rico Lieder GER 45.75

Gothenburg 1995**Final (Aug 9)**

1,	Michael Johnson	USA	43.39
2,	Butch Reynolds	USA	44.22
3,	Greg Haughton	JAM	44.56
4,	Samson Kitur	KEN	44.71
5,	Mark Richardson	GBR	44.81
6,	Darnell Hall	USA	44.83
7,	Roger Black	GBR	45.28
8,	Sunday Bada	NGR	45.50

Johnson became the first man to retain a world or Olympic 400m title and came frustratingly close to the seven year-old world record of Butch Reynolds.

The 27 year-old American was an instant hit with the crowds and was cheered wildly all the way around his opening heat held on the first morning of competition. In the final, Johnson was timed at 21.26 at 200m; then he let rip, clocking 10.29 for the third 100m and overtook

ing Reynolds in the process. He ran the last 100m by himself and finished in 43.39, just 0.10 outside Reynolds's record. It was Johnson's 46th successive win in a 400m final, and he had the biggest winning margin at this level since 1896.

First round (First 4 & 4 fastest to second round) (Aug 5)

Heat 1: 1, Black 45.81; 2, Ochieng 45.87; 3, Malherbe 46.09; 4, Hacini 46.29; 5, Udemé Ekpeyong NGR 46.41; 6, Ahmed Ali GHA 46.75; 7, Kenmore Hughes ANT 47.26; 8, Medard Makanga CGO 47.38

Heat 2: 1, Ismail 45.10; 2, Kamoga 45.34; 3, Hall 45.34; 4, Phiri 45.94; 5, Greene 46.25; 6, Desiré Pierre-Louis MRI 46.73; 7, Evripides Demosthenous CYP 46.84

Heat 3: 1, Richardson 45.61; 2, Haughton 45.62; 3, Ogola 45.70; 4, Coombs 46.06; 5, Ndiaye 46.31; 6, Maxime Charlemagne LCA 48.21; Arnold Payne ZIM DQ (r163.3); Sebastian Keitel CHI DNS

Heat 4: 1, Johnson 45.49; 2, Matilu 45.80; 3, Clarke 45.92; 4, Patrick 46.11; 5, Pablo Escriba ESP 46.85; 6, Omar Mena CUB 47.53; Stephen Ligor SUD DQ (r163.3)

Heat 5: 1, Reynolds 45.60; 2, Rusterholz 45.97; 3, Hilaire 46.13; 4, Monye 46.25; 5, Crusellas 46.32; 6, Mohammed Al-Bishy KSA 46.76; 7, Richard Jones GUY 47.36

Heat 6: 1, Kitur 45.63; 2, Téllez 45.72; 3, Sena 45.75; 4, McIntosh 45.87; 5, Joubert 46.31; 6, Justice Dipeba BOT 46.57; 7, Raymundo Escalante MEX 48.29

Heat 7: 1, Bada 46.08; 2, Nuti 46.25; 3, McFarlane 46.27; 4, Shon 46.41; 5, Sanderlei Parrela BRA 46.59; 6, Hayden Stephens TRI 47.64; 7, Salomone Bole FIJ 47.92; Alvaro James CRC DQ (r163.3)

Second round (First 4 to semi-finals) (Aug 6)

Heat 1: 1, Reynolds 44.63; 2, Matilu 44.97; 3, Black 45.01; 4, Monye 45.16; 5, Francis Ogola UGA 45.64; 6, Troy McIntosh BAH 45.72; 7, Arnaud Malherbe RSA 46.12; 8, Hachim Ndiaye SEN 46.96

Heat 2: 1, Hall 45.09; 2, Haughton 45.12; 3, Ismail 45.31; 4, Kamoga 45.50; 5, Inaldo Sena BRA 45.71; 6, Jorge Crusellas CUB 46.09; 7, Adrian Patrick GBR 46.27; 8, Eswort Coombs STV 47.15

Heat 3: 1, Kitur 45.25; 2, Richardson 45.30; 3, Rusterholz 45.54; 4, McFarlane 45.79; 5, Andrea Nuti ITA 45.89; 6, Pierre-Marie Hilaire FRA 46.01; 7, Shon Ju-il KOR 46.31; 8, Paul Greene AUS 46.36

Heat 4: 1, Johnson 45.15; 2, Bada 45.29; 3, Téllez 45.68; 4, Clarke 45.69; 5, Bobang Phiri RSA 45.94; 6, Kennedy Ochieng KEN 46.15; 7, Michael Joubert AUS 46.61; 8, Amar Hacini ALG 46.64

Semi-finals (First 4 to final) (Aug 7)

Heat 1: 1, Johnson 44.91; 2, Bada 45.03; 3, Hall 45.07; 4, Black 45.32; 5, Abednego Matilu KEN 45.41; 6, Davian Clarke JAM 45.58; 7, Matthias Rusterholz SUI 45.80; 8, Davis Kamoga UGA 45.92

Heat 2: 1, Haughton 44.70; 2, Reynolds 45.10; 3, Kitur 45.27; 4, Richardson 45.42; 5, Jude Monye NGR 45.95; 6, Danny McFarlane JAM 45.98; 7, Norberto Téllez CUB 46.68; Ibrahim Ismail QAT DNS

Athens 1997

Final (Aug 5)

1,	Michael Johnson	USA	44.12	21.64/22.48
2,	Davis Kamoga	UGA	44.37	21.55/22.82
3,	Tyree Washington	USA	44.39	21.63/22.76
4,	Mark Richardson	GBR	44.47	21.57/22.90
5,	Jerome Young	USA	44.51	21.51/23.00
6,	Iwan Thomas	GBR	44.52	21.00/23.52
7,	Jamie Baulch	GBR	45.22	21.32/23.90
	Antonio Pettigrew	USA	DQ	21.99/22.58 (r40.8) (44.57)

No stranger to making athletics history, Johnson notched up a couple of more firsts: he became the first "wild card" winner of a world title (under the new arrangement all current world champions are entitled to defend as of right) and the first to win a third world title at 400m.

Johnson's victory on this occasion was by no means a foregone conclusion; not fully race-fit following injury he had in June sustained his first one-lap defeat for eight years. In Athens he nearly blew it after easing up too drastically in his quarter-final, finishing fourth. He had an anxious wait before learning that his time of 45.39 sufficed – by 5/100ths – to advance him as a fastest loser. He won his semi in a non-sense 44.37 before using all his experience and judgement to take the final in 44.12. That may have been a time he had bettered on 14 previous occasions but he was more than content to prove that, while some way short of his best, he could still outgun his rivals.

He eased his way through 200 in 21.64 in seventh place while Thomas blazed through in a personal best of 21.00; by 300m he was in third place and in the final straight he was too strong for the others, led home by Kamoga, Washington and Richardson, all of whom ran life-time bests. "I feel that I am a champion and champions go out and win, whatever the situation," said Johnson.

Finishing stronger than anyone but Johnson was former champion Pettigrew. Eleven years later, Pettigrew was suspended by the IAAF after admitting to using human growth hormone and EPO dating back to 1997. He made the admissions during the trial of coach Trevor Graham, who was convicted of lying to agents investigating the BALCO affair. All his results from January 1, 1997 were cancelled, including three World Championship relay golds and three individual 400m finals. His 1991 world title was not affected.

First round (First 4 & 4 fastest to second round) (Aug 3)

Heat 1: 1, Baulch 45.85; 2, Martin 46.04; 3, Chiwira 46.09; 4, Youla 46.62; 5, Roman Galkin UKR 46.82; 6, Antonio Andrés ESP 46.94; Neil De Silva TRI DNF

Heat 2: 1, McDonald 45.89; 2, Kamoga 46.17; 3, Cárdenas 46.26; 4, Shon 47.47; 5, Liod Kgopong RSA 47.66; 6, Kendon Maynard ISV 47.83; 7, Mohsin Munir PAK 49.61; Jude Monye NGR DNS

Heat 3: 1, Parrela 45.35; 2, Washington 45.35; 3, Thilakeratne 45.58; 4, Wade 45.61; 5, Rusterholz 45.76; 6, Rapnouil 45.85; 7, Kenmore Hughes ANT 47.11

Heat 4: 1, Thomas 45.62; 2, Clarke 45.77; 3, Czubak 45.82; 4, Malherbe 46.08; 5, Louahla 46.22; 6, Kostas Mouloudidis GRE 46.64; 7, Evripides Demosthenous CYP 47.57

Heat 5: 1, Johnson 45.66; 2, Coombs 45.78; 3, Ndiaye 45.84; 4, Ochieng 45.88; 5, Vaccari 46.00; 6, Odair Pericles STP 46.48; 7, Jan Podebradsky CZE 46.52

Heat 6: 1, Young 45.34; 2, Richardson 45.44; 3, Bada 45.79; 4, Ismail 45.88; 5, Soloveni Nakaunicina FIJ 46.51; 6, Shigekazu Omori JPN 47.09; 7, Eugene Farrell IRL 48.20; 8, Bashir Al-Khaiwani YEM 50.96

Heat 7: 1, Balosak 45.84; 2, Chukwu 46.10; 3, Mackowiak 46.15; 4, Rafik Elouardi AUT 46.95; 5, Dennis Darling BAH 47.96; 6, Angelo Ignatius AHO 49.01; Pettigrew DQ (r40.8) (45.67)

Second round (First 3 & 4 fastest to semi-finals) (Aug 3)

Heat 1: 1, Thomas 44.98; 2, Mackowiak 45.26; 3, Martin 45.37; 4, Stefan Balosak SVK 45.48; 5, Mathias Rusterholz SUI 45.89; 6, Alejandro Cárdenas MEX 46.63; 7, Shon Ju-il KOR 47.36; Pettigrew DQ (r40.8) (44.88)

Heat 2: 1, Baulch 45.06; 2, Kamoga 45.25; 3, Wade 45.38; 4, Johnson 45.39; 5, Eswort Coombs STV 45.47; 6, Jean Rapnouil FRA 46.14; 7, Tawanda Chiwira ZIM 46.22; 8, Benjamin Youla CGO 46.29

Heat 3: 1, Chukwu 45.06; 2, Washington 45.09; 3, Clarke 45.27; 4, Hachim Ndiaye SEN 45.44; 5, Sugath Tillakarathne SRI 46.11; 6, Kennedy Ochieng KEN 46.28; 7, Marco Vaccari ITA 46.32; Sanderlei Parrela BRA DNS

Heat 4: 1, Young 44.87; 2, Richardson 45.05; 3, McDonald 45.16; 4, Bada 45.37; 5, Czubak 45.41; 6, Ibrahim Ismail QAT 46.12; 7, Samir-Adel Louahla ALG 46.23; 8, Arnaud Malherbe RSA 46.73

Semi-finals (First 4 to final) (Aug 4)

Heat 1: 1, Washington 44.61; 2, Richardson 44.62; 3, Baulch 44.69; 4, Davian Clarke JAM 45.07; 5, Ibrahima Wade SEN 45.47; 6, Sunday Bada NGR 45.96; Robert Mackowiak POL DNS; Pettigrew DQ (r40.8) (44.87)

Heat 2: 1, Johnson 44.37; 2, Young 44.50; 3, Kamoga 44.57; 4, Thomas 44.61; 5, Clement Chukwu NGR 45.26; 6, Roxbert Martin JAM 45.49; 7, Tomasz Czubak POL 45.51; 8, Michael McDonald JAM 45.74

Seville 1999

Final (Aug 26)

1,	Michael Johnson	USA	43.18	WR 21.22/21.96
2,	Sanderlei Parrela	BRA	44.29	21.13/23.16
3,	Alejandro Cárdenas	MEX	44.31	21.19/23.12
4,	Mark Richardson	GBR	44.65	21.28/23.37
5,	Greg Haughton	JAM	45.07	21.22/23.85
6,	Jamie Baulch	GBR	45.18	21.29/23.89
	Jerome Young	USA	DQ	21.33/23.03 (r40.8) (44.36)
	Antonio Pettigrew	USA	DQ	21.19/23.35 (r40.8) (44.54)

Having achieved everything else he could have dreamed of, Johnson had just one more major goal ... to succeed Butch Reynolds as world record holder for 400m. Just as the Atlanta Olympics was the setting for his fabulous world 200m record of 19.32, so it was another major occasion which provided the backdrop for the swiftest 400m ever run. After pulling up in Stockholm a month earlier there had been a question over his fitness but any doubts were dispelled when he sauntered to a 43.95 clocking in his semi.

Drawn in lane five in the final and finding conditions ideal (hot and no wind), Johnson went for it. Reaching 100m in 11.10, 200m in 21.22 and 300m in 31.66, he maximized his strength in the finishing straight by covering the final 100m in an astounding 11.52 for a time of 43.18, 11/100ths inside Reynolds' mark. That won him a \$100,000 bonus on top of his \$60,000 first prize and brought his tally of world titles to eight, equalling Carl Lewis' record. He would add a ninth in the

4x400m relay. Johnson's winning margin over Parrela of 10m was the widest ever in a world or Olympic 400m final.

Young and Pettigrew originally placed fourth and fifth, but were each disqualified in retrospect for doping violations. Both had been drawn in the second semi-final, so two men (Sestak and Wade) from that race were robbed of their rightful place in an historic final.

First round (First 4 & 8 fastest to second round) (Aug 22)

Heat 1: 1, Czubak 45.13; 2, Davis 45.25; 3, Richardson 45.26; 4, Sestak 45.47; 5, Chukwu 45.95; 6, Kenji Tabata JPN 46.42; 7, Adriaan Botha RSA 46.44; 8, Carlos Santa DOM 46.80

Heat 2: 1, Cárdenas 45.34; 2, Johnson 45.35; 3, Mukomana 45.63; 4, Milazar 45.90; 5, Ochieng 46.13; 6, Solomon Wariso GBR 46.61; 7, Evripides Demosthenous CYP 46.72; 8, Paul McBurney IRL 46.87

Heat 3: 1, McDonald 45.13; 2, Tillakeratne 45.73; 3, Ismail 45.94; 4, Ekpeyong 46.25; 5, Niemi 46.33; 6, Dmitriy Golovastov RUS 46.53; 7, Bothwell Namuswa ZAM 48.10; Pettigrew DQ (r40.8) (45.56)

Heat 4: 1, Parrela 45.15; 2, Canal 45.36; 3, Mackowiak 45.51; 4, Malherbe 45.56; 5, McFarlane 45.58; 6, Bada 45.61; 7, Kan 46.20

Heat 5: 1, Baulch 45.51; 2, Wade 45.76; 3, Rysiukiewicz 46.12; 4, Anastásios Goúsis GRE 46.60; 5, Marcel Lopuchovsky SVK 46.97; 6, Abednego Matilu KEN 47.42; Neil De Silva TRI DQ (r163.3); Young DQ (r40.8) (45.22)

Heat 6: 1, dos Santos 45.72; 2, Haughton 45.87; 3, Osakada 45.94; 4, van Oudtshoorn 45.98; 5, Foucan 46.13; 6, Matthias Rusterholz SUI 46.43; 7, Alleyne Francique GRN 47.49; 8, Rashid Chouhal MLT 48.32

Second round (First 4 to semi-finals) (Aug 23)

Heat 1: 1, Baulch 45.14; 2, Rysiukiewicz 45.54; 3, dos Santos 45.61; 4, Jun Osakada JPN 45.71; 5, Michael McDonald JAM 45.87; 6, Udeme Ekpeyong NGR 46.40; 7, Jopie van Oudtshoorn RSA 46.42; Pettigrew DQ (r40.8) (45.22)

Heat 2: 1, Johnson 45.10; 2, Czubak 45.27; 3, Wade 45.53; 4, McFarlane 45.54; 5, Sunday Bada NGR 45.69; 6, David Canal ESP 46.21; 7, Sugath Tillakeratne SRI 46.40; 8, Shane Niemi CAN 46.57

Heat 3: 1, Cárdenas 44.97; 2, Richardson 44.98; 3, Ochieng 45.13; 4, Robert Mackowiak POL 45.23; 5, Arnaud Malherbe RSA 45.77; 6, Marc Foucan FRA 45.78; Eric Milazar MRI DNS; Young (DQ) (r40.8) (44.94)

Heat 4: 1, Parrela 44.72; 2, Haughton 45.13; 3, Davis 45.14; 4, Sestak 45.43; 5, Clement Chukwu NGR 45.50; 6, Ibrahim Ismail QAT 46.04; 7, Phillip Mukomana ZIM 46.36; 8, Masayoshi Kan JPN 46.37

Semi-finals (First 4 to final) (Aug 24)

Heat 1: 1, Johnson 43.95; 2, Cárdenas 44.37; 3, Parrela 44.37; 4, Richardson 44.47; 5, Jerome Davis USA 44.51; 6, Tomasz Czubak POL 44.62; 7, Kennedy Ochieng KEN 45.57; 8, Danny McFarlane JAM 45.86

Heat 2: 1, Haughton 45.09; 2, Baulch 45.24; 3, Matija Sestak SLO 45.47; 4, Ibrahima Wade SEN 45.66; 5, Anderson dos Santos BRA 45.67; Piotr Rysiukiewicz POL DNF; Young DQ (r40.8) (44.55); Pettigrew DQ (r40.8) (44.98)

Edmonton 2001

Final (Aug 6)

1,	Avard Moncur	BAH	44.64
2,	Ingo Schultz	GER	44.87
3,	Greg Haughton	JAM	44.98
4,	Eric Milazar	MRI	45.13
5,	Hamdan Al-Bishi	KSA	45.23
6,	Alleyne Francique	GRN	46.23
	Robert Mackowiak	POL	DNF
	Antonio Pettigrew	USA	DQ (r40.8) (44.99)

Michael Johnson had not quite retired, but in 2001 decided to run in relay races only. The way was therefore clear for a new individual champion, and the 1.97 tall Moncur immediately impressed with a 44.88 heat. An even taller man, Schultz (2.01), starred in the semis with an unexpected pb of 44.66. In the final, Moncur (lane 4) led at 300m from 1995 bronze medallist Haughton and Schultz. The Bahamian continued to run strongly, Schultz came through for the silver and Haughton just held off 1991 winner Pettigrew for the bronze, though of course Pettigrew would eventually be disqualified. The US therefore failed to win a medal at this event for the first time.

First round (First 3 & 3 fastest to semi-finals) (Aug 4)

Heat 1: 1, Moncur 44.88; 2, Grange 45.20; 3, Mackowiak 45.27; 4, Santos 45.47; 5, Karel Blaha CZE 45.82; 6, Tomas Coman IRL 45.90; Yevgeniy Zyukov UKR DQ (r163.3)

Heat 2: 1, Francique 45.66; 2, Richardson 45.66; 3, Rysiukiewicz 45.92; 4, Ezra Sambu KEN 46.18; 5, Amin Gouma'a EGY 46.29; 6, Alessandro Attene ITA 46.56; 7, Kenji Tabata JPN 46.68; 8, Carlton Fortune SUR 52.69

Heat 3: 1, Al-Bishi 45.00; 2, McDonald 45.02; 3, Thilakeratne 45.41; 4, Ato Modibo TRI 45.82; 5, Takahiko Yamamura JPN 47.22; 6, Alvaro James CRC 47.46; 7, Youba Ould Mohamed MTN 47.87; Young DQ (r40.8) (45.57)

Heat 4: 1, Milazar 45.94; 2, Dlugosielski 46.49; 3, Sanjay Ayre JAM 46.96; 4, Adriaan Botha RSA 47.32; 5, Kenmore Hughes ANT 48.18; 6, Meshaal Al-Harbi KUW 48.19; Arnold Payne ZIM DNF; Pettigrew DQ (r40.8) (45.74)

Heat 5: 1, Haughton 45.54; 2, Canal 45.60; 3, Thomas 45.92; 4, Christopher Brown BAH 46.01; 5, Sunday Bada NGR 46.12; 6, Flávio Godoy BRA 46.13; 7, Mohammed Abidin MAS 46.46; 8, Kerth Gumbs AIA 57.83

Heat 6: 1, Schultz 45.11; 2, Byrd 45.35; 3, Niemi 45.41; 4, Laursen 45.54; 5, Rohan Pradeep Kumara SRI 46.46; 6, Sofiene Labidi TUN 47.03; 7, William Hernández VEN 47.26; 8, Bheki Malima SWZ 49.61

Heat 7: 1, Louahla 45.13; 2, Mokganyetsi 45.15; 3, Raquil 45.55; 4, Benjamin Youla CGO 45.92; 5, Jamie Baulch GBR 46.15; 6, Dmitriy Golovastov RUS 46.22; 7, Jun Osakada JPN 46.86; 8, Emmanuel De Lorenzi MON 55.57

Semi-finals (First 2 & 2 fastest to final) (Aug 5)

Heat 1: 1, Moncur 44.89; 2, Francique 45.11; 3, Mark Richardson GBR 45.14; 4, Marc Raquil FRA 45.22; 5, David Canal ESP 45.50; 6, Anderson dos Santos BRA 45.83; 7, Piotr Rysiukiewicz POL 46.12; Pettigrew DQ (r40.8) (45.00)

Heat 2: 1, Haughton 44.83; 2, Milazar 44.92; 3, Al-Bishi 45.10; 4, Leonard Byrd USA 45.39; 5, Shane Niemi CAN 45.91; 6, Hendrik Mokganyetsi RSA 45.99; 7, Piotr Dlugosielski POL 46.62; 8, Iwan Thomas GBR 46.72

Heat 3: 1, Schultz 44.66; 2, Mackowiak 44.84; 3, Malik Louahla ALG 45.14; 4, Marcus la Grange RSA 45.44; 5, Jimisola Laursen SWE 45.62; 6, Sugath Thilakeratne SRI 46.69; Michael McDonald JAM DNF; Jerome Young USA DQ (r40.8) (45.43)

Paris 2003

Final (Aug 26)

1,	Tyree Washington	USA	44.77	21.4/23.4
2,	Marc Raquil	FRA	44.79	21.9/22.9
3,	Michael Blackwood	JAM	44.80	
4,	Leslie Djhone	FRA	44.83	
5,	Eric Milazar	MRI	45.17	
6,	Alleyne Francique	GRN	45.48	
	Jerome Young	USA	DQ	21.4/23.1 (r40.8) (44.50)
	Calvin Harrison	USA	DQ (r40.8)	(44.96)

The favourite was Tyree Washington, silver medallist in 1997 and unbeaten so far in 2003. He won the second of three semi-finals, the other victors being Raquil and Young. Those three drew lanes 4-5-6 in the final in which Washington had a slight lead at halfway. Young then pulled away to gain a clear lead by 300m, while Raquil was a clear last. At this point Harrison was third so the US looked set to win all three medals.

Washington gained slightly on Young while Blackwood passed Harrison. Then to the delight of the home crowd, Raquil ate up the ground between him and the others. Running the last 100m in 11.7 compared with 12.4 by Young, the gangling Frenchman tore through the pack, catching and dipping past Blackwood with his final stride to break the French record. "I tried to stay with them," explained Raquil, "but I always have the same problem in the bend. My concentration goes and I lose the plot. I had to throw everything into the finishing straight."

Unfortunately, Young's time in Paris won't be remembered for this win. During the championships, reports emerged identifying him as an athlete who had committed a serious doping violation in 1999 without incurring any penalty. In summer 2004, the Court of Arbitration for Sport declared that Young should have served a two-year ban from June 1999 to June 2001, meaning that he was stripped of his fourth place in Seville 1999 and his 2000 Olympic relay gold. A further violation at the 2004 Paris Golden League resulted in a life ban, but he retained his world gold ... until further revelations in 2009 resulted in the IAAF cancelling ALL of Young's results since the start of 1999, 2003 included.

First round (First 3 & 3 fastest to semi-finals) (Aug 23)

Heat 1: 1, Blackwood 45.13; 2, Milazar 45.15; 3, Moncur 45.40; 4, Santos 45.62; 5, Marcus La Grange RSA 45.68; 6, Victor Kibet KEN 46.15; 7, Youba Ould Mohammed MTN 49.60; Geoffrey Bai PNG 47.86 DQ (r163.3)

Heat 2: 1, López 45.62; 2, Labidi 46.07; 3, Vincent Mumo Kiilu KEN 46.09; 4, Zsolt Szeglet HUN 46.14; 5, Daniel Batman AUS 46.22; 6, Paul McKee IRL 46.43; Harrison DQ (r40.8) (45.43)

Heat 3: 1, Kikaya 45.45; 2, van Branteghem 45.69; 3, Santa 45.89; 4, Ezra Sambu KEN 46.01; 5, Ioan Vieru ROU 46.61; 6, Chris Lloyd DMA 46.74; 7, Nagmeldin Ali Abubakr SUD 46.78

Heat 4: 1, Washington 45.30; 2, Caines 45.35; 3, Djhone 45.48; 4, Schultz 45.55; 5, Andrea Barberi ITA 45.87; 6, California Molefe BOT 46.12; 7, Malik Louahla ALG 46.22

Osaka 2007

Heat 5: 1, Raquil 45.49; 2, Simpson 45.60; 3, Niemi 45.83; 4, Anton Galkin RUS 45.89; 5, Sugath Thilakarathne SRI 46.09; 6, Jun Osakada JPN 46.51; 7, Danilson Ricciulle GBS 48.74; Kelsey Nakanelua ASA DNF

Heat 6: 1, Al-Bishi 45.42; 2, Canal 45.86; 3, Paul Gorries RSA 45.98; 4, Stilianós Dimótsios GRE 46.48; 6, Mitsuhiro Sato JPN 46.53; Bothwell Nachihulu ZAM DQ (r163.3) (49.23); Young DQ (r40.8) 45.28

Heat 7: 1, Brown 45.35; 2, Al-Shammari 45.41; 3, Francique 45.62; 4, Hill 45.64; 5, Jimisola Laursen SWE 45.87; 6, Davian Clarke JAM 46.26; 7, Kenmore Hughes ANT 48.36; 8, Chao Un Kei MAC 50.11

Semi-finals (First 2 & 2 fastest to final) (Aug 24)

Heat 1: 1, Milazar 44.75; 2, Francique 44.81; 3, Hamdan Odha Al-Bishi KSA 44.99; 4, Cédric van Branteghem BEL 45.27; 5, Carlos Santa DOM 45.43; 6, Anderson Jorge dos Santos BRA 45.94; Young DQ (r40.8) (44.70); Harrison DQ (r40.8) (44.71)

Heat 2: 1, Washington 44.60; 2, Djhone 45.03; 3, Daniel Caines GBR 45.29; 4, Chris Brown BAH 45.29; 5, Sofiene Labidi TUN 45.56; 6, Avarid Moncur BAH 45.65; 7, Ingo Schultz GER 46.02; 8, Fawzi Al-Shammari KUW 46.52

Heat 3: 1, Raquil 44.88; 2, Blackwood 44.98; 3, Gary Kikaya COD 44.99; 4, Yeiman López CUB 45.11; 5, Brandon Simpson JAM 45.18; 6, Clinton Hill AUS 45.35; 7, Shane Niemi CAN 45.60; 8, David Canal ESP 45.63

Helsinki 2005

Final (Aug 12)

1,	Jeremy Wariner	USA	43.93	21.1/22.8
2,	Andrew Rock	USA	44.35	
3,	Tyler Christopher	CAN	44.44	
4,	Chris Brown	BAH	44.48	
5,	Tim Benjamin	GBR	44.93	
7,	Darold Williamson	USA	45.12	
8,	John Steffensen	AUS	45.46	

Wariner had lost three times in 2005 (two to Williamson, and one to Benjamin) but was the unanimous favourite. None of the prospective medallists were eliminated in the heats, with Benjamin the fastest at 44.85. Cold, wind and rain slowed the times in the semi-finals, with Christopher the fastest (45.47), as only seven runners ducked below 46 seconds (24 had done so in round one). Gary Kikaya, winner of three Grand Prix races in July, was the top rated non-qualifier

Two nights, later the weather was warmer and drier. Wariner reacted quickly in 0.150 [only Simpson's 0.147 was faster], and led at the 200m mark in 21.1. Pouring it on, he reached 300m in 31.9, with Christopher in second place 3m behind. Wariner maintained form throughout the final 100m, even if he did lose a metre to Rock. Christopher just edged Brown for the bronze medal, as all of the first four ran lifetime bests, with Wariner becoming the seventh man (and first Caucasian) to duck under 44 seconds.

First round (First 2 & 10 fastest to semi-finals) (Aug 9)

Heat 1: 1, Benjamin 44.85; 2, Simpson 44.98; 3, James 45.30; 4, Molefe 45.34; 5, Lavanchy 45.79; 6, Zeljko Vincek CRO 46.03; 7, Abdel Salam Al-Hajaj JOR 48.89; 8, Florent Battistel MON 50.54

Heat 2: 1, Wariner 45.24; 2, Tobin 45.41; 3, Nyongani 45.55; 4, H. O. Al-Bishi 45.88; 5, Cédric van Branteghem BEL 46.42; 6, Alejandro Cárdenas MEX 46.73; 7, Isaac Yaya PYF 47.75

Heat 3: 1, Steffensen 45.62; 2, Christopher 45.66; 3, Peguero 45.80; 4, Eric Milazar MRI 45.91; 5, Andrae Williams BAH 46.49; 6, Simon Kirch GER 47.45; 7, Saeed Ali Al-Adereai YEM 49.74; Tawhid Tawhidul Islam BAN DQ (r163.3) (50.59)

Heat 4: 1, Rock 44.98; 2, Brown 45.20; 3, Barberi 45.70; 4, Labidi 45.71; 5, Sato 45.78; 6, Anderson Jorge dos Santos BRA 46.32; 7, Chung Chen-Kang TPE 47.85; 8, Glauco Martini SMR 51.48

Heat 5: 1, Blackwood 45.58; 2, Santa 45.63; 3, Francique 45.77; 4, Marcin Marcinišzyn POL 45.97; 5, Damion Barry TRI 46.20; 6, Nery Brenes CRC 47.11; 7, Ibrahim Ahmadov AZE 48.51

Heat 6: 1, Kikaya 45.88; 2, Spence 46.21; 3, Ofentse Mogawane RSA 46.80; 4, Wilan Louis BAR 46.93; 5, Prasanna S. Amarasekara SRI 47.11; 6, Chris Meke Walasi SOL 49.47; Boubou Gandéga MTN DQ (r163.3); Saul Weigopwa NGR DQ (r163.3)

Heat 7: 1, Williamson 45.97; 2, Abubakr 46.02; 3, Malachi Davis GBR 46.14; 4, Ato Modibo TRI 46.28; 5, Leslie Djhone FRA 46.57; 6, Chris Lloyd DMA 47.13; 7, Moses Kamut VAN 48.63

Semi-finals (First 2 & 2 fastest to final) (Aug 10)

Heat 1: 1, Simpson 45.53; 2, Rock 45.78; 3, Steffensen 46.06; 4, Carlos Santa DOM 46.07; 5, Alleyne Francique GRN 46.59; 6, Godday James NGR 46.62; 7, Hamdan Odha Al-Bishi KSA 46.80; 8, Andrea Barberi ITA 47.10

Heat 2: 1, Christopher 45.47; 2, Williamson 45.65; 3, Benjamin 45.66; 4, Arismendy Peguero DOM 46.08; 5, Gary Kikaya COD 46.15; 6, Nagmeldin Ali Abubakr SUD 46.67; 7, Lansford Spence JAM 47.20; Sofiane Labidi TUN DNF

Heat 3: 1, Wariner 45.65; 2, Brown 45.67; 3, Michael Blackwood JAM 46.25; 4, Robert Tobin GBR 46.69; 5, Pierre Lavanchy SUI 47.19; 6, Talkmore Nyongani ZIM 47.20; 7, California Molefe BOT 47.26; 8, Mitsuhiro Sato JPN 48.55

Final (Aug 31)

1,	Jeremy Wariner	USA	43.45	20.92/22.53
2,	LaShawn Merritt	USA	43.96	20.88/23.08
3,	Angelo Taylor	USA	44.32	20.90/23.42
4,	Chris Brown	BAH	44.45	
5,	Leslie Djhone	FRA	44.59	
6,	Tyler Christopher	CAN	44.71	
7,	Johan Wissman	SWE	44.72	
8,	Avarid Moncur	BAH	45.40	

A lifetime best of 43.50 in Stockholm just before the championships showed the condition of defending champion Wariner. The American easily won both heat and semi-final. Taylor and Merritt were the other semi-final winners, suggesting that the three medals would travel America's way. Indeed the standard of the heats was higher than ever with marks of 45.44, 45.47 and 45.50 not good enough for a place in the semi-finals, from which Commonwealth Champion Steffensen was eliminated, despite running 44.95.

Merritt, with Wariner in his sights, was just ahead at halfway in the final thanks to a second 100 of 10.11. However, Wariner produced a superb third 100m of 10.66 to lead by a metre at 300m. He flowed imperiously to a five-metre win in a personal best of 43.45, and third place on the world all-time list. Merritt produced his first sub-44 clocking with 43.96, while Taylor held off Brown for the bronze. For the second World Championships, the Bahamian placed fourth with a national record. In Helsinki it was 44.48 and Osaka 44.45.

First round (First 3 & 3 fastest to semi-finals) (Aug 28)

Heat 1: 1, Brown 44.50; 2, Steffensen 44.82; 3, Peguero 44.92; 4, Bastian Swillims GER 45.44; 5, Renny Quow TRI 45.70; 6, Marcin Marcinišzyn POL 45.83; 7, Dimitrios Régas GRE 46.22; 8, Takeshi Fujiwara ESA 46.92

Heat 2: 1, Wariner 45.10; 2, Moncur 45.27; 3, Gillick 45.35; 4, Martyn Rooney GBR 45.47; 5, Lewis Banda ZIM 45.47; 6, Brice Panel FRA 46.02; 7, Félix Martínez PUR 46.86; 8, Abdulla Mohamed Hussein SOM 50.54; 9, Hermán López NCA 50.72

Heat 3: 1, Francique 44.95; 2, Djhone 45.17; 3, Chambers 45.34; 4, Andrew Steele GBR 45.54; 5, Rafal Wieruszewski POL 45.94; 6, Carlos Santa DOM 45.99; 7, Clemens Zeller AUT 46.06; Yuzo Kanemaru JPN DNF

Heat 4: 1, Merritt 44.78; 2, Wissman 44.94; 3, Williams 45.31; 4, Nyongani 45.40; 5, Éric Milazar MRI 46.55; 6, Andrés Silva URU 46.79; 7, Dalibor Spasovski MKD 48.63; 8, Karar Al-Abodi IRQ 48.95

Heat 5: 1, Kikaya 45.21; 2, Ayre 45.28; 3, Benjamin 45.44; 4, Chris Lloyd DMA 45.46; 5, Vladislav Frolov RUS 45.69; 6, Ioan Vieru ROU 46.78; 7, Mathieu Gnanligo BEN 47.51; 8, Nicolaverne Palanca ANG 48.60

Heat 6: 1, Brenes 45.01; 2, Taylor 45.13; 3, Collazo 45.29; 4, Molefe 45.36; 5, Blackwood 45.44; 6, Yuki Yamaguchi JPN 46.28; 7, Jonathon Lavers GIB 47.97; 8, Ivano Bucci SMR 48.07; Ali Ababiker Nagmeldin SUD DNF

Heat 7: 1, Christopher 45.15; 2, Modibo 45.22; 3, Wroe 45.39; 4, Daniel Dabrowski POL 45.50; 5, Andrea Barberi ITA 45.74; 6, Dimitrios Grávalos GRE 46.94; 7, Moses Kamut VAN 48.90; Lionel Larry USA DNF

Semi-finals (First 2 & 2 fastest to final) (Aug 29)

Heat 1: 1, Taylor 44.45; 2, Wissman 44.56; 3, Moncur 44.86; 4, Nery Brenes CRC 45.14; 5, Sean Wroe AUS 45.25; 6, Alleyne Francique GRN 45.41; 7, Arismendy Peguero DOM 45.54; 8, Michael Blackwood JAM 45.60

Heat 2: 1, Wariner 44.34; 2, Brown 44.52; 3, Ato Modibo TRI 45.12; 4, Gary Kikaya COD 45.14; 5, Ricardo Chambers JAM 45.18; 6, David Gillick IRL 45.37; 7, California Molefe BOT 45.47; 8, William Collazo CUB 45.54

Heat 3: 1, Merritt 44.31; 2, Djhone 44.46; 3, Christopher 44.47; 4, John Steffensen AUS 44.95; 5, Andrae Williams BAH 45.40; 6, Tim Benjamin GBR 46.17; 7, Young Talkmore Nyongani ZIM 46.23; Sanjay Ayre JAM DNF

400 METRES

Multiple Medallists:

4	Michael Johnson	USA	93-1, 95-1, 97-1, 99-1
3	Butch Reynolds	USA	87-3, 93-2, 95-2
2	Greg Haughton	JAM	95-3, 01-3
	Tyree Washington	USA	97-3, 03-1
	Jeremy Wariner	USA	05-1, 07-1

Most Finals:

4	Antonio Pettigrew	USA	91-1, 97-dq, 99-dq, 01-dq
	Johnson		
	Haughton		93-6, 95-3, 99-5, 01-3
3	Reynolds		
	Mark Richardson	GBR	95-5, 97-4, 99-4

400 Metres, continued										
Most Appearances:										
5	Ibrahim Ismail	QAT	91-6s1, 93-5s2, 95-dns/s2, 97-6q4, 99-6q4							
	Sunday Bada	NGR	93-5, 95-8, 97-6s1, 99-5q2, 01-5h5							
	Alleyne Francique	GRN	99-7h6, 01-6, 03-6, 05-5s1, 07-6s1							
	Eric Milazar	MRI	99-dns/q3, 01-4, 03-5, 05-4h3, 07-5h4							
4	12 men									
National Placings:										
	1	2	3	4	5	6	7	8	Points	
USA	8	5	5	1	2	1	1	1	148	
GBR	-	1	-	2	3	2	2	-	39	
JAM	1	-	3	-	1	2	-	-	36	
GER	1	1	-	1	1	1	-	-	27	
BAH	1	-	-	2	-	-	-	1	19	
KEN	-	-	1	1	-	1	1	1	17	
FRA	-	1	-	1	1	-	-	-	16	
NGR	-	1	-	-	1	-	-	1	12	
CUB	-	-	-	2	-	-	-	-	10	
CAN	-	-	1	-	-	1	-	-	9	
MRI	-	-	-	1	1	-	-	-	9	
BRA	-	1	-	-	-	-	-	1	8	
UGA	-	1	-	-	-	-	-	-	7	
MEX	-	-	1	-	-	-	-	-	6	
GRN	-	-	-	-	-	2	-	-	6	
TRI	-	-	-	-	-	1	1	-	5	
KSA	-	-	-	-	1	-	-	-	4	
CIV	-	-	-	-	-	-	1	-	2	
JPN	-	-	-	-	-	-	1	-	2	
SWE	-	-	-	-	-	-	1	-	2	
AUS	-	-	-	-	-	-	-	2	2	
Totals	11	11	11	11	11	11	8	7	386	

800 Metres**Helsinki 1983****Final (Aug 9)**

1,	Willi Wülbeck	FRG	1:43.65
2,	Rob Druppers	NED	1:44.20
3,	Joaquim Cruz	BRA	1:44.27
4,	Peter Elliott	GBR	1:44.87
5,	James Robinson	USA	1:45.12
6,	Agberto Guimarães	BRA	1:45.46
7,	Hans-Peter Ferner	FRG	1:45.74
8,	David Patrick	USA	1:46.56

There was disappointment before the event began when world record holder Sebastian Coe was forced to withdraw with illness. Olympic Champion Steve Ovett would have been a willing substitute for Great Britain, but it was too late to make such a change to the entry. Another shock followed in the opening round when 1976 Olympic Champion Juantorena broke a bone in his right ankle at the end of his heat.

All this news was forgotten after a terrific final which brought one of the surprise results of the Championships. The two youngest finalists, Cruz and Elliott, set a fast pace from the start. The Brazilian raced through 200m in 24.4 before Elliott took over by the bell (50.58). The rest of the field, headed by Ferner and Wülbeck, were in touch but running in single file. Elliott refused to be overtaken despite pressure from Cruz. The Briton held the kerb all the way round the final bend before the Brazilian finally regained the lead. Wülbeck then made his move, catching Elliott and passing Cruz 70m from the finish. Druppers also finished strongly, coming from 5th place to pip Cruz for the silver medal. The 28 year-old German became the fifth fastest man ever.

First round (First 2 & 8 fastest to semi-finals) (Aug 7)

Heat 1: 1, Robinson 1:46.32; 2, Cook 1:46.44; 3, Kalinkin 1:46.57; 4, Christoph Ulmer SUI 1:47.98; 5, Jama Aden SOM 1:48.69; 6, Paul Gilbert AUS 1:51.39; 7, Kalifa Alshmeri Kaled KUW 1:52.84; 8, Sekou Camara GUI 1:59.90

Heat 2: 1, Assmann 1:47.45; 2, Barbosa 1:47.47; 3, Kolev 1:47.49; 4, Peter Bourke AUS 1:48.15; 5, Petru Dragoescu ROU 1:48.33; 6, Bo Breigan NOR 1:49.53; 7, Mohammed Darwish IRQ 1:50.68

Heat 3: 1, Wülbeck 1:46.55; 2, Dupont 1:46.62; 3, Patrick 1:46.76; 4, Babacar Niang SEN 1:47.54; 5, Donato Sabia ITA 1:47.62; 6, Sotirios Moutsanas GRE 1:48.23; 7, Vincent Confait SEY 1:55.04; 8, Jean Marie Rudasingwa RWA 1:55.12

Heat 4: 1, Wagenknecht 1:49.20; 2, Koskei 1:49.35; 3, Omer Khalifa SUD 1:49.67;

4, Ronny Olsson SWE 1:49.72; 5, Simon Hoogewerf CAN 1:49.92; Charlie Oliver SOL & Ryszard Ostrowski POL DNS

Heat 5: 1, Guimarães 1:48.30; 2, Juantorena 1:48.40; 3, Juma Ndiwa KEN 1:48.40; 4, Mohamed Zahafi MAR 1:49.43; 5, Gordan Hinds BAR 1:50.92; 6, Didier Leguillou FRA 1:52.49; 7, Ruthsel Martina AHO 1:55.67

Heat 6: 1, Mack 1:45.84; 2, Härkönen 1:46.39; 3, Elliott 1:46.53; 4, Marajo 1:46.78; 5, Trabado 1:47.10; 6, Kim Bock-Ju KOR 1:48.40; 7, Tisbite Rakotoarisoa MAD 1:50.70; 8, Antonio Cadio Dos Paraise STP 1:58.47

Heat 7: 1, Druppers 1:46.12; 2, Cruz 1:46.12; 3, Fearless 1:47.22; 4, Solomon 1:47.30; 5, Faouzi Lahbi MAR 1:47.76; 6, Gawain Guy JAM 1:49.19; 7, John Chappory GIB 1:52.30

Heat 8: 1, Ferner 1:48.34; 2, Hillardt 1:48.44; 3, James Maina Boi KEN 1:48.69; 4, Mark Handelsman ISR 1:49.02; 5, Mohamed Alouini TUN 1:49.09; 6, William Wuyke VEN 1:50.71; 7, Luis Ramirez NCA 1:55.77; 8, Clive Williams BIZ 2:03.64

Semi-finals (First 2 & 2 fastest to final) (Aug 8)

Heat 1: 1, Cruz 1:45.62; 2, Robinson 1:46.16; 3, Philippe Dupont FRA 1:46.36; 4, Viktor Kalinkin URS 1:46.83; 5, Mike Solomon TRI 1:47.10; 6, Matthias Assmann FRG 1:48.73; 7, Mike Hillardt AUS 1:49.64; Alberto Juantorena CUB DNS

Heat 2: 1, Wülbeck 1:46.21; 2, Guimarães 1:46.37; 3, José Marajo FRA 1:46.39; 4, David Mack USA 1:46.39; 5, Coloman Trabado ESP 1:46.85; 6, Garry Cook GBR 1:47.48; 7, Sammy Koskei KEN 1:48.92; 8, Binko Kolev BUL 1:50.23

Heat 3: 1, Ferner 1:45.24; 2, Patrick 1:45.30; 3, Elliott 1:45.38; 4, Druppers 1:45.55; 5, Dettel Wagenknecht GDR 1:45.70; 6, Peter Fearless NZL 1:47.82; 7, José Luiz Barbosa BRA 1:48.05; 8, Jorma Härkönen FIN 1:49.39

Rome 1987**Final (Sep 1)**

1,	Billy Konchellah	KEN	1:43.06
2,	Peter Elliott	GBR	1:43.41
3,	José Luiz Barbosa	BRA	1:43.76
4,	Ryszard Ostrowski	POL	1:44.59
5,	Faouzi Lahbi	MAR	1:44.83
6,	Stephen Ole Marai	KEN	1:44.84
7,	Slobodan Popovic	YUG	1:45.07
8,	Tom McKean	GBR	1:49.21

For the second World Championships, a Brazilian set a fast pace in the final. Barbosa passed 200m in 24.32 and 400m in 50.59 – virtually identical to the corresponding splits in the 1983 final. The Brazilian held his form on the second lap but was passed by the favourite, Konchellah, on the backstraight. In the 84% humidity, the only other runner to live with the pace was Elliott, fourth in Helsinki.

The three rounded the final bend together before the Kenyan kicked again in the finishing straight to pull away for victory. Elliott also finished well to overtake Barbosa on the inside.

First round (First 4 & 8 fastest to second round) (Aug 29)

Heat 1: 1, Lahbi 1:46.07; 2, Kwizéra 1:46.27; 3, Sudnik 1:46.29; 4, Barbosa 1:46.31; 5, Okash 1:46.61; 6, Chern Srichudano THA 1:50.37; 7, Rob Druppers NED 1:50.58; 8, Semi Vuetibau FIJ 1:58.58

Heat 2: 1, Gray 1:46.53; 2, Elliott 1:46.63; 3, Marai 1:46.91; 4, van Helden 1:46.98; 5, Bernaert 1:47.48; 6, Squella 1:47.48; 7, Manlio Molinari SMR 1:53.41

Heat 3: 1, Konchellah 1:47.98; 2, Fall 1:48.01; 3, Ostrowski 1:48.07; 4, Silva 1:48.19; 5, Kilbert 1:48.48; 6, Luis Migueles ARG 1:49.52; Agberto Guimarães BRA & Hossain Milzer BAN DNS

Heat 4: 1, Collard 1:47.44; 2, Redwine 1:47.64; 3, McKean 1:47.71; 4, Suhonen 1:47.81; 5, Toledo 1:48.05; 6, Youssef 1:48.73; 7, John Chappory GIB 1:54.32

Heat 5: 1, Braun 1:47.96; 2, Morrell 1:48.18; 3, Enholm 1:48.63; 4, Mack 1:49.47; 5, Augustin Ntamihanga RWA 1:50.69; 6, Simon Hoogewerf CAN 1:51.13; Joaquim Cruz BRA DNS

Heat 6: 1, Popovic 1:47.42; 2, Niang 1:47.46; 3, Koech 1:47.56; 4, Wuycke 1:47.59; 5, Graudyn 1:47.75; 6, Ayana 1:49.22; 7, Abdenouz 1:49.22; Meesaq Rizvi Syed PAK DNS

Second round (First 3 & 4 fastest to semi-finals) (Aug 30)

Heat 1: 1, Marai 1:45.97; 2, Ostrowski 1:46.04; 3, Lahbi 1:46.12; 4, Stanley Redwine USA 1:46.25; 5, William Wuycke VEN 1:46.38; 6, Robin van Helden NED 1:46.69; 7, Karim Toledo MEX 1:46.88; 8, Réda Abdenouz ALG 1:48.96; Getahun Ayana ETH DNS

Heat 2: 1, Fall 1:44.74; 2, Elliott 1:44.98; 3, Kwizéra 1:45.06; 4, Popovic 1:45.15; 5, Graudyn 1:45.19; 6, Silva 1:45.63; 7, Mack 1:45.68; 8, Edwin Koech KEN 1:46.36

Heat 3: 1, Konchellah 1:45.53; 2, Collard 1:45.89; 3, McKean 1:46.11; 4, Andrey Sudnik URS 1:46.48; 5, Ibrahim Okash SOM 1:47.00; 6, Ismael Youssef QAT 1:49.26; Gert Kilbert SUI DNF; Pablo Squella CHI DNS

Heat 4: 1, Niang 1:45.81; 2, Barbosa 1:46.07; 3, Suhonen 1:46.18; 4, Tony Morrell GBR 1:46.25; 5, Peter Braun FRG 1:48.53; 6, Luc Bernaert BEL 1:49.06; 7, Martin Enholm SWE 1:49.17; 8, Johnny Gray USA 1:49.50

Semi-finals (First 3 & 2 fastest to final) (Aug 31)

Heat 1: 1, McKean 1:44.86; 2, Barbosa 1:45.03; 3, Marai 1:45.09; 4, Lahbi 1:45.19; 5, Popovic 1:45.33; 6, Vladimir Graudyn URS 1:45.36; 7, Moussa Fall 1 SEN 1:47.55; 8, Philippe Collard FRA 1:48.24

Heat 2: 1, Konchellah 1:46.11; 2, Ostrowski 1:46.22; 3, Elliott 1:46.23; 4, Babacar

Niang SEN 1:46.23; 5, Dieudonné Kwizéra BDI 1:46.26; 6, David Mack USA 1:48.49; 7, Ari Suhonen FIN 1:48.85; 8, Alvaro Silva POR 1:49.41

Tokyo 1991

Final (Aug 27)

1,	Billy Konchellah	KEN	1:43.99
2,	José Luiz Barbosa	BRA	1:44.24
3,	Mark Everett	USA	1:44.67
4,	Paul Ereng	KEN	1:44.75
5,	Piotr Piekarski	POL	1:45.44
6,	Johnny Gray	USA	1:45.67
7,	Andrey Sudnik	URS	1:46.36
8,	Tomás de Teresa	ESP	1:47.65

Poor health, including tuberculosis and asthma, had prevented Konchellah from consolidating his Rome win. He missed the 1988 Olympic Games and did not run at all in 1989. His best run of 1990 was only 1:46.72. At the end of that year, the US-based Kenyan moved his home from Los Angeles to the clear air of Albuquerque, New Mexico. This undoubtedly helped Konchellah to return to the highest level in 1991.

Gray (400m: 51.01) set the pace. Barbosa, the 1987 bronze medalist, took over on the second lap, followed by Olympic Champion Ereng. The Brazilian looked set for victory before Konchellah's superior speed carried him from 4th place at 600m to victory by 2m.

First round (First 2 & 4 fastest to semi-finals) (Aug 25)

Heat 1: 1, Konchellah 1:47.35; 2, Everett 1:47.37; 3, Tom McKean GBR 1:47.38; 4, Desta Asgedom ETH 1:48.28; 5, Fabian Franco GIB 1:54.29; 6, Charles Nkazamyampi BDI 4:13.28 (fell); Ismael Youssef QAT DQ

Heat 2: 1, Ereng KEN 1:45.94; 2, Teresa 1:46.41; 3, Slobodan Popovic YUG 1:46.89; 4, Valeriy Starodubtsev URS 1:47.55; 5, Ari Suhonen FIN 1:48.15; 6, Luis Martínez GUA 1:49.07

Heat 3: 1, Kibet 1:50.13; 2, Whittle 1:50.30; 3, Luis Javier González ESP 1:50.46; 4, Réda Abdenouz ALG 1:50.47; 5, Pablo Squella CHI 1:50.92; 6, Luis Migueles ARG 1:51.42; 7, Samson Vallabouy MAS 1:51.46

Heat 4: 1, Kersh 1:47.00; 2, Cornette 1:47.02; 3, Ahmed Belkessam ALG 1:47.06; 4, Esko Parpala FIN 1:47.28; 5, Babacar Niang SEN 1:47.75; 6, Dale Jones ANT 1:48.62; Dieudonné Kwizéra BDI DNS

Heat 5: 1, Barbosa 1:45.68; 2, Williams 1:45.83; 3, Thee 1:45.94; 4, Dehmel 1:46.24; 5, Heard 1:46.29; 6, Tommy Asinga SUR 1:47.33; João N'Tyamba ANG DQ

Heat 6: 1, Gray 1:46.59; 2, Piekarski 1:46.63; 3, Sudnik 1:46.77; 4, Giuseppe D'Urso ITA 1:46.82; 5, Markus Trinkler SUI 1:47.67; 6, António Abrantes POR 1:47.91; 7, Douglas Kalembo ZAM 1:48.26

Semi-finals (First four to final) (Aug 26)

Heat 1: 1, Konchellah 1:46.86; 2, Everett 1:46.96; 3, Gray 1:47.04; 4, Piekarski 1:47.14; 5, Freddie Williams CAN 1:47.17; 6, Robert Kibet KEN 1:47.36; 7, Frederic Cornette FRA 1:48.04; 8, Steve Heard GBR 1:49.91

Heat 2: 1, Barbosa 1:45.14; 2, Ereng 1:45.42; 3, Teresa 1:45.84; 4, Sudnik 1:45.91; 5, George Kersh USA 1:45.98; 6, Mbigyani Thee BOT 1:46.30; 7, Joachim Dehmel GER 1:47.91; 8, Brian Whittle GBR 1:54.14

Stuttgart 1993

Final (Aug 17)

1,	Paul Ruto	KEN	1:44.71
2,	Giuseppe D'Urso	ITA	1:44.86
3,	Billy Konchellah	KEN	1:44.89
4,	Curtis Robb	GBR	1:45.54
5,	Hezekiel Sepeng	RSA	1:45.64
6,	Freddie Williams	CAN	1:45.79
7,	William Tanui	KEN	1:45.80
8,	Tom McKean	GBR	1:46.17

A brilliant win in the first of the semi-finals made Konchellah the favourite to repeat his wins of Rome and Tokyo. It seemed that no-one could match the 31 year-old Kenyan's devastating finish. So it proved: but this time he simply left it too late to secure a gold medal.

Konchellah had already worried his supporters with his run in the heats, when he only gained an automatic qualifying spot at the last possible opportunity. In the final, he was content to run near the back while the third-string Kenyan, Ruto, set a pace of 24.80 at 200m and 51.16 at 400m. He was still 5m in front at 600m (1:17.96), while Konchellah

was last (1:19.16). D'Urso, who won his semi-final in a personal best, made a big move to try to catch Ruto in the straight. He cut back most of the Kenyan's lead but Ruto held on for victory. Meanwhile Konchellah had suddenly closed on the leading pair, but could not get past. His final 200m of 25.73 (compared to Ruto 26.75 and D'Urso 26.30) brought him only the bronze medal, and he admitted to over-confidence after the race.

First round (First 3 & 6 fastest to semi-finals) (Aug 14)

Heat 1: 1, Sepeng 1:46.27; 2, Gray 1:46.28; 3, González 1:46.36; 4, Koers 1:46.37; 5, Gilmar Santos BRA 1:51.04; 6, Christopher Blackburn MRI 1:52.78; 7, Juan José Tapia PAN 1:52.99

Heat 2: 1, Barbosa 1:46.12; 2, Komar 1:46.40; 3, Konchellah 1:46.53; 4, Rodal 1:46.57; 5, Parrilla 1:46.94; 6, Lee Jin-Il KOR 1:47.99; 7, Gop Bahadur Adgikari NEP 1:51.74; 8, Mukadi Mubenga COD 1:55.83

Heat 3: 1, Douglas 1:49.43; 2, Suhonen 1:49.44; 3, Tanui 1:49.51; 4, Tomás de Teresa ESP 1:49.79; 5, Anatoliy Makarevich BLR 1:50.65; 6, Dale Jones ANT 1:51.02; 7, Naseer Ismail MDV 2:02.70

Heat 4: 1, Osei 1:48.65; 2, Robb 1:49.29; 3, Terrelonge 1:50.08; 4, Adoum Terap CHA 1:53.61; Andrea Benvenuti ITA DNF; Charles Nkazamyampi BDI DNS

Heat 5: 1, D'Urso 1:48.79; 2, McKean 1:48.79; 3, Everett 1:48.89; 4, Abdi Bile SOM 1:48.90; 5, Farah Ibrahim QAT 1:49.86; 6, Mbigyani Thee BOT 1:49.91; 7, Carlos Mairena NCA 1:52.01

Heat 6: 1, Haïda 1:46.35; 2, Ruto 1:46.41; 3, Steele 1:46.47; 4, Williams 1:46.63; 5, Kahan 1:46.72; 6, Motchebon 1:46.94; 7, Ali Khazaal LIB 1:57.15

Semi-finals (First 2 & 2 fastest to final) (Aug 15)

Heat 1: 1, Konchellah 1:45.04; 2, Williams 1:45.13; 3, Sepeng 1:45.46; 4, Majoub Haïda MAR 1:45.66; 5, Atle Douglas NOR 1:46.54; 6, Nico Motchebon GER 1:46.58; 7, Martin Steele GBR 1:46.70; 8, Mark Everett USA 1:57.39

Heat 2: 1, D'Urso 1:44.83; 2, Robb 1:44.92; 3, Ruto 1:45.05; 4, Nathan Kahan BEL 1:45.75; 5, Ivan Komar BLR 1:45.76; 6, José Luiz Barbosa BRA 1:45.92; 7, Vebjørn Rodal NOR 1:46.50; 8, Johnny Gray USA 1:50.89

Heat 3: 1, McKean 1:45.64; 2, Tanui 1:45.74; 3, Clive Terrelonge JAM 1:45.75; 4, José Parrilla USA 1:45.89; 5, Marko Koers NED 1:45.90; 6, Ari Suhonen FIN 1:46.35; 7, Kennedy Osei GHA 1:46.48; 8, Luis Javier González ESP 1:47.29

Gothenburg 1995

Final (Aug 8)

1,	Wilson Kipketer	DEN	1:45.08
2,	Arthémon Hatungimana	BDI	1:45.64
3,	Vebjørn Rodal	NOR	1:45.68
4,	Nico Motchebon	GER	1:45.97
5,	Brandon Rock	USA	1:46.42
6,	Jose Parrilla	USA	1:46.44
7,	Andrea Giocondi	ITA	1:47.78
8,	Mark Everett	USA	1:53.12

Kipketer – a Kenyan who moved to Denmark in 1990 – was favourite to take gold for his new country after clocking 1:42.87 in Monaco shortly before the championships. He confirmed his status with a brilliant finish to his semi-final clocking 23.9 for the final 200m.

A slow pace in the final favoured the fast finishers. The first lap was covered in 52.53, at which point Kipketer was 6th in around 52.7. Rodal was the leader at the bell and continued on in front. Motchebon challenged at 600m, tracked by Kipketer. Rodal, however, stayed in front throughout the final bend. Kipketer, running wide, hit the front as the field swung into the final straight. He won comfortably after a 25.3 final 200m and was the only finalist to run his second lap (52.4) quicker than his first.

Hatungimana – dropped by his coach after running poorly at the 1995 World Indoor Championships – also passed Rodal to win the silver medal.

First round (First 2 & 2 fastest to semi-finals) (Aug 5)

Heat 1: 1, Parrilla 1:46.32; 2, Robb 1:46.34; 3, Giocondi 1:46.44; 4, Einars Tupuritis LAT 1:46.45; 5, Marko Koers NED 1:46.73; 6, José Arconada ESP 1:47.70; 7, Kayless Tavakalo VAN 1:58.06

Heat 2: 1, Kibitok 1:48.45; 2, Rodal 1:48.48; 3, Tomás de Teresa ESP 1:49.07; 4, Jurgens Kotze RSA 1:49.40; 5, Brendan Hanigan AUS 1:50.25; 6, Tommy Asinga SUR 1:51.60; 7, Michael Wildner AUT 1:57.48

Heat 3: 1, Kipketer 1:47.35; 2, Hatungimana 1:47.74; 3, Andrés Díaz ESP 1:48.00; 4, David Strang GBR 1:48.76; 5, Babacar Niang SEN 1:49.74; 6, William Serem KEN 1:50.61; Bekele Banbere ETH DQ (r163.3)

Heat 4: 1, Sepeng 1:46.33; 2, Douglas 1:46.41; 3, Benyounes Lahlou MAR 1:46.72; 4, Giuseppe D'Urso ITA 1:47.43; 5, Tomonari Ono JPN 1:48.43; 6, Ivan Komar BLR 1:51.36; 7, Vanxay Sinebandith LAO 2:00.25

Heat 5: 1, Everett 1:48.06; 2, Cadoni 1:48.25; 3, Andrey Loginov RUS 1:48.30; 4, Pavel Soukup CZE 1:48.32; 5, Savieri Ngidhi ZIM 1:48.77; 6, Jimmy Jean-Joseph FRA 1:51.00; Dhani Ram Chaudhari NEP DQ (r163.3)

Heat 6: 1, Rock 1:46.83; 2, Haida1:46.88; 3, José Luiz Barbosa BRA1:47.10; 4, Frédéric CornetteFRA1:47.36; 5, Charles NkazamyampiBUR 1:49.76; 6, Anwar Omar Mohammad YEM 1:58.20

Heat 7: 1, Motchebon 1:46.14; 2, Tengelei 1:46.18; 3, Konczyklo 1:46.44; 4, David Matthews IRL 1:46.52; 5, Antonio Abrantes POR 1:48.10; 6, Torbjörn Johansson SWE 1:48.31; 7, Mahmoud Kheirat SYR 1:48.76

Semi-finals (First 4 to final) (Aug 6)

Heat 1: 1, Kipketer 1:48.39; 2, Parrilla 1:49.43; 3, Giocondi 1:49.45; 4, Everett 1:49.47; 5, Hezekiel Sepeng RSA 1:49.58; 6, Atle Douglas NOR 1:49.63; 7, Philip Kibitok KEN 1:49.87; 8, Curtis Robb GBR 1:50.12

Heat 2: 1, Rodal 1:47.69; 2, Motchebon 1:47.96; 3, Hatungimana 1:48.02; 4, Rock 1:48.04; 5, Bruno Konczyklo FRA 1:48.05; 6, Mahjoub Haïda MAR 1:48.21; 7, Joseph Tengelei KEN 1:48.71; 8, Davide Cadoni ITA 1:53.67

Athens 1997

Final (Aug 8)

1,	Wilson Kipketer	DEN	1:43.38	49.68/53.70
2,	Norberto Téllez	CUB	1:44.00	50.0/54.0
3,	Rich Kenah	USA	1:44.25	50.6/53.7
4,	Patrick Konchellah	KEN	1:44.26	50.2/54.1
5,	Vebjørn Rodal	NOR	1:44.53	50.4/53.1
6,	Marko Koers	NED	1:44.85	51.2/53.7
7,	Patrick Ndururi	KEN	1:45.24	51.1/54.1
8,	Mark Everett	USA	1:49.02	50.0/59.0

That most aesthetic of movers, Kipketer issued a simple challenge to the rest of the world's elite ... catch me if you can. He had the justified self-confidence to lead every step of the way, as he had earlier in the year when setting a stunning world indoor record at the World Indoor Championships. He tested the opposition with splits of 23.47 and 49.68, eased up on the third 200 (76.99) and then accelerated hard to destroy the hopes of the others. Barely out of breath at the finish he retained his title in 1:43.38, just the 16th quickest of his career at that time.

After this consummate display it came as no surprise to anyone when he broke Seb Coe's long standing world record a few days later. Alberto Juantorena, a former world record holder, paid him this tribute: "I admire him, not only because he is running so smoothly but also because he is not only using his legs but his brain too." Juantorena's compatriot Téllez, a 400 semi-finalist at the previous World Championships, finished second, while a spectacular kick brought Kenah past Konchellah for the bronze with Olympic Champion Rodal only fifth.

First round (First 4 & 4 fastest to second round) (Aug 4)

Heat 1: 1, Kipketer 1:46.34; 2, Sepeng 1:46.42; 3, Tupuritis 1:46.96; 4, Ødegård 1:47.33; 5, Jean-Marc Destiné HAI 1:47.76; 6, Hubert Rakotoarimanana MAD 1:47.86; 7, Mark Sesay GBR 1:49.00; 8, Cherif Aidara MTN 1:56.85

Heat 2: 1, Téllez 1:46.44; 2, Stroubakos 1:46.49; 3, Longo 1:46.79; 4, Vernon-Watson 1:46.96; 5, Ngidhi 1:46.97; 6, Komar 1:47.53; 7, Ali Khazaal LIB 1:50.66; 8, Vanko Stojanov MKD 1:52.65

Heat 3: 1, Koers 1:47.17; 2, Kenah 1:47.25; 3, Bucher 1:47.44; 4, Barbosa 1:47.53; 5, Michael Wildner AUT 1:47.77; 6, Sergey Kozhevnikov RUS 1:48.11; 7, Mohammed Haidara BRN 1:53.56; Giuseppe D'Urso ITA DNF

Heat 4: 1, Konchellah 1:47.15; 2, Matthews 1:47.33; 3, van Heerden 1:47.56; 4, Kahan 1:47.62; 5, Viktors Lacis LAT 1:48.65; 6, Liam Byrne GIB 2:00.18; Mahjoub Haïda MAR DNF

Heat 5: 1, Rodal 1:47.58; 2, Hatungimana 1:47.73; 3, Hart 1:47.98; 4, Mokganyetsi 1:48.10; 5, Pavel Soukup CZE 1:48.16; 6, Mark Tonks NZL 1:48.85; 7, Adoum Yaya Terap CHA 1:54.01; 8, Manlio Molinari SMR 1:55.89

Heat 6: 1, Ndururi 1:49.51; 2, Vydra 1:50.08; 3, Hecini 1:55.25; 4, Rock 1:58.05; 5, Cuthbert Modeste LCA 2:01.24; Paul Walker GBR DNF; Graham Hood CAN & Julius Achon UGA DNS

Heat 7: 1, Everett 1:47.10; 2, Koech 1:47.15; 3, Lahlou 1:47.33; 4, Yagoub 1:47.34; 5, Osei 1:47.45; 6, Cerezo 1:47.68; 7, Tim Rogge BEL 1:48.38; 8, Alex Morgan JAM 1:50.83

Second round (First 3 & 4 fastest to semi-finals) (Aug 5)

Heat 1: 1, Koers 1:46.52; 2, Ndururi 1:46.56; 3, Lahlou 1:46.63; 4, Savieri Ngidhi ZIM 1:46.92; 5, Lukás Vydra CZE 1:47.56; 6, Nathan Kahan BEL 1:48.66; 7, Mario Vernon-Watson JAM 1:49.52; 8, Ivan Komar BLR 1:50.17

Heat 2: 1, Téllez 1:44.82; 2, Sepeng 1:44.91; 3, Everett 1:44.95; 4, Hecini 1:45.19; 5, Bucher 1:45.33; 6, Ødegård 1:45.42; 7, Yagoub 1:45.73; 8, David Matthews IRL 1:46.66

Heat 3: 1, Rodal 1:46.43; 2, Konchellah 1:46.43; 3, Kenah 1:46.48; 4, Arthémon Hatungimana BDI 1:46.64; 5, Einars Tupuritis LAT 1:46.97; 6, Marius van Heerden RSA 1:47.20; 7, José-Luiz Barbosa BRA 1:47.30; 8, Andy Hart GBR 1:48.03

Heat 4: 1, Kipketer 1:45.54; 2, Stroubakos 1:45.94; 3, Osei 1:46.00; 4, Hendrick Mokganyetsi RSA 1:46.45; 5, Andrea Longo ITA 1:46.60; 6, Brandon Rock USA 1:47.13; 7, José Cerezo ESP 1:48.90; Benson Koech KEN DNS

Semi-finals (First 4 to final) (Aug 6)

Heat 1: 1, Konchellah 1:45.07; 2, Téllez 1:45.37; 3, Rodal 1:45.41; 4, Everett 1:45.94; 5, Adem Hecini ALG 1:46.02; 6, Mohammed Yagoub SUD 1:46.09; 7, Benyouñès Lahlou MAR 1:46.42; 8, Panayiotis Stroubakos GRE 1:46.81

Heat 2: 1, Kipketer 1:46.14; 2, Kenah 1:46.37; 3, Ndururi 1:46.50; 4, Koers 1:46.62; 5, Kennedy Osei GHA 1:46.78; 6, André Bucher SUI 1:46.88; 7, Hezekiel Sepeng RSA 1:47.00; 8, Tor Øyvind Ødegård NOR 1:47.83

Seville 1999

Final (Aug 29)

1,	Wilson Kipketer	DEN	1:43.30	50.7/52.6
2,	Hezekiel Sepeng	RSA	1:43.32	50.4/53.0
3,	Djabir Saïd-Guerni	ALG	1:44.18	50.11/54.07
4,	Norberto Téllez	CUB	1:45.03	50.9/54.1
5,	Japheth Kimutai	KEN	1:45.18	50.6/54.6
6,	Andrea Longo	ITA	1:45.33	50.4/54.9
7,	Kennedy Kimwetich	KEN	1:46.27	50.5/55.8
8,	Nils Schumann	GER	1:46.79	50.7/56.1

Kipketer completed a hat-trick of world titles, but only after having to make an uncharacteristically undignified lunge for the line. The man who pressured him so hard was 1996 Olympic silver medalist Sepeng, who had impressed in the semis with a sub-25 last 200. The final was fast thanks to Kimwetich speeding through 200 in 23.49 and Saïd-Guerni leading at the bell in 50.11.

Sepeng caught Kipketer napping when he accelerated along the back straight to reach 600 in 1:16.47, followed by the surprising Algerian with Kipketer some five metres down. The world record holder had to pull out all the stops to edge past Sepeng in the finishing straight but the South African came again and Kipketer's dip brought him victory by just 2/100ths. Saïd-Guerni, who set personal bests in all three of his races, held on brilliantly for third ahead of five men who, on paper, were all faster than him.

First round (First 2 & 8 fastest to semi-finals) (Aug 26)

Heat 1: 1, Kipketer 1:47.29; 2, Ngidhi 1:47.58; 3, Vebjørn Rodal NOR 1:48.05; 4, Assane Diallo SEN 1:48.06; 5, Khadevis Robinson USA 1:48.31; 6, José Manuel Cerezo ESP 1:50.08; Milton Browne BAR DQ (r163.2)

Heat 2: 1, Bucher 1:46.81; 2, Kaldowski 1:46.88; 3, Arthémon Hatungimana BDI 1:47.08; 4, Mark Sesay GBR 1:47.48; 5, Mouhssin Chehibi MAR 1:47.65; 6, Fred Onyancha KEN 1:47.76; 7, Naseer Ismail MDV 1:56.67; Karma Dorji BHU DQ (r163.3)

Heat 3: 1, Longo 1:45.01; 2, Cremer 1:45.21; 3, Hecini 1:46.13; 4, Nolan 1:46.38; 5, Kim 1:46.78; 6, Guillaume Douceret FRA 1:47.69; 7, Mohamed Abd El-Rahman SUD 1:53.67

Heat 4: 1, Kenah 1:47.95; 2, Kimwetich 1:48.45; 3, Khaled Azerkan SWE 1:48.46; 4, Crispin Mutakanyi ZIM 1:48.73; 5, Aleksander Trutko BLR 1:48.99; 6, Curtis Robb GBR 1:49.13; 7, Batmunkh Banzragch MGL 2:02.42; Lucky Hadebe RSA DQ (r163.3)

Heat 5: 1, Saïd-Guerni 1:45.65; 2, Sepeng 1:46.01; 3, Motchebon 1:46.18; 4, Rachid Khouia MAR 1:46.96; 5, Ian Roberts GUY 1:47.53; 6, Urmet Uusorg EST 1:48.85; 7, Mohammed Al-Fayet PLE 1:52.53

Heat 6: 1, Botha 1:46.59; 2, Nduwimana 1:46.73; 3, Schumann 1:46.79; 4, João Pires POR 1:47.08; 5, Jason Lobo GBR 1:47.53; 6, Balázs Korányi HUN 1:47.60; 7, Carlos Calvo LUX 1:48.48

Heat 7: 1, Kimutai 1:45.66; 2, Oravec 1:45.80; 3, Woodward 1:45.98; 4, Dube 1:46.67; 5, Zach Whitmarsh CAN 1:47.01; 6, Tor Øyvind Ødegård NOR 1:47.07; 7, Víctor Martínez AND 1:48.73

Heat 8: 1, Kirwa 1:46.20; 2, Parra 1:46.22; 3, Téllez 1:46.24; 4, Mahjoub Haïda MAR 1:46.86; 5, Panayiotis Stroubakos GRE 1:48.56; 6, David Matthews IRL 1:49.52; 7, Ketson Kabriel NMA 2:07.73

Semi-finals (First 2 & 2 fastest to final) (Aug 27)

Heat 1: 1, Sepeng 1:45.20; 2, Longo 1:45.63; 3, Rich Kenah USA 1:45.99; 4, Roberto Parra ESP 1:46.07; 5, Wojciech Kaldowski POL 1:46.49; 6, Adem Hecini ALG 1:46.61; 7, James Nolan IRL 1:47.07; 8, Kim Soon-Hyung KOR 1:47.15

Heat 2: 1, Kipketer 1:44.87; 2, Saïd-Guerni 1:45.17; 3, Téllez 1:45.22; 4, Kimwetich 1:45.67; 5, Roman Oravec CZE 1:45.78; 6, Savieri Ngidhi ZIM 1:46.56; 7, Wilson Kirwa FIN 1:46.65; 8, Nico Motchebon GER 1:47.17

Heat 3: 1, Kimutai 1:47.74; 2, Schumann 1:47.90; 3, André Bucher SUI 1:48.07; 4, Grant Cremer AUS 1:48.22; 5, Glody Dube BOT 1:48.67; 6, Jean-Patrick Nduwimana BDI 1:48.91; 7, Johan Botha RSA 1:49.71; 8, Bryan Woodward USA 1:55.52

Edmonton 2001

Final (Aug 7)

1,	André Bucher	SUI	1:43.70	50.6/53.1
2,	Wilfred Bungei	KEN	1:44.55	50.41/54.14

3,	Pawel Czapiewski	POL	1:44.63	51.3/53.3
4,	William Yiampoy	KEN	1:44.96	50.8/54.2
5,	Nils Schumann	GER	1:45.00	51.2/53.8
6,	Mbulaeni Mulaudzi	RSA	1:45.01	51.2/53.8
7,	Khalid Tighazouine	MAR	1:45.58	51.0/54.6
8,	Hezekiel Sepeng	RSA	1:46.68	51.1/55.6

Switzerland won their first World or Olympic track title through André Bucher, who ran a faultless race. Bungei provided a fast pace (24.73, 50.41), and was followed closely by Bucher and Yiampoy. The bespectacled Swiss then accelerated to lead at 600m (76.39). He pulled further clear and was never threatened. Bungei held on to the silver, and it looked as if Yiampoy might win the other medal for Kenya, but he was caught by Czapiewski. The Pole improved from seventh to third in the homestraight and covered the last 200m in 26.7 to Bucher's 27.3.

First Round (First 2 & 6 fastest to semi-finals) (Aug 4)

Heat 1: 1, Schumann 1:45.69; 2, Sepeng 1:45.93; 3, Hatungimana 1:45.97; 4, Grzegorz Krzosek POL 1:47.17; 5, Derrick Peterson USA 1:48.56; 6, Mohammed Saleh Haidara BRN 1:49.09; 7, Vanko Stojanov MKD 1:49.54

Heat 2: 1, Bungei 1:44.73; 2, Czapiewski 1:45.57; 3, Som 1:45.60; 4, Dan Caulfield IRL 1:47.23; 5, Wilson Kirwa FIN 1:47.65; 6, Boris Kaveshnikov RUS 1:47.65; 7, Saïdou Mahamadou NIG 1:57.47; Douzi Nguerdjeoubel CHA DNS

Heat 3: 1, Bucher 1:45.49; 2, Tighazouine 1:45.63; 3, Mulaudzi 1:46.05; 4, Pires 1:47.34; 5, Khadevis Robinson USA 1:49.42; 6, Isireli Naikalekelevesi FIJ 1:50.74; 7, John Lozada PHI 1:59.63

Heat 4: 1, Yiampoy 1:48.02; 2, Krummenacker 1:48.15; 3, Antonio Reina ESP 1:48.26; 4, Joeri Jansen BEL 1:48.42; 5, Nathan Brannen CAN 1:48.60; 6, Otukile Lekote BOT 1:49.40; 7, Liam Byrne GIB 1:55.98; 8, Naseer Ismail MDV 2:00.19

Heat 5: 1, Nduwimana 1:45.13; 2, Dube 1:45.39; 3, Hecini 1:45.56; 4, Wachira 1:45.97; 5, Watts 1:46.43; 6, Tom Omei BEL 1:48.37; 7, Prince Mumba ZAM 1:49.49

Semi-finals (First 4 to final) (Aug 5)

Heat 1: 1, Bungei 1:45.66; 2, Tighazouine 1:45.69; 3, Schumann 1:45.86; 4, Sepeng 1:45.97; 5, Jean-Patrick Nduwimana BDI 1:46.42; 6, Glody Dube BOT 1:46.91; 7, David Krummenacker USA 1:47.46; 8, Nicholas Wachira KEN 1:48.93

Heat 2: 1, Bucher 1:44.47; 2, Yiampoy 1:44.61; 3, Mulaudzi 1:44.81; 4, Czapiewski 1:44.89; 5, Arthémon Hatungimana BDI 1:45.21; 6, Adem Hecini ALG 1:46.02; 7, Bram Som NED 1:46.40; 8, Marvin Watts JAM 1:47.64

Paris 2003

Final (Aug 31)

1,	Djabir Saïd-Guerni	ALG	1:44.81	52.6/52.2
2,	Yuriy Borzakovskiy	RUS	1:44.84	53.0/51.8
3,	Mbulaeni Mulaudzi	RSA	1:44.90	52.7/52.2
4,	Wilson Kipketer	DEN	1:45.23	52.46/52.77
5,	Andrea Longo	ITA	1:45.43	52.9/52.4
6,	Justus Koech	KEN	1:45.63	52.7/53.0
7,	Hezekiel Sepeng	RSA	1:45.74	52.7/53.0
8,	Osmar dos Santos	BRA	1:46.28	53.0/53.3

Three-time champion Kipketer was almost eliminated in the heats after slowing up prematurely at the finish. He duly progressed to the final where he led at 200m (24.56) and the bell in 52.46. In sixth place (53.0) was Borzakovskiy, a former World Indoor Champion who was famed for his strong finish. Usually the 22 year-old Russian hung further back from the leaders so many felt he was in a good position to win.

A strong third 200m by Borzakovskiy put him in front at 600m. Kipketer couldn't respond and it was Saïd-Guerni then Mulaudzi who gave chase. The Russian stayed ahead, then in the final 50m the Algerian inched closer. The South African was moving faster than the other two but came from too far back to challenge for the gold. Saïd-Guerni snatched the title as Borzakovskiy lost form in the last 10m, though it was so close he did not immediately know he had won the race.

"It was a real reward because I haven't forgotten that in 2001 the doctors told me to stop running," said the winner whose Paris home was just 3000m from the Stade de France.

The defending champion Bucher went out in the semis, meaning that none of the Edmonton men's winners at events from 100m to 800m contested the corresponding finals in Paris.

First round (First 2 & 8 fastest to semi-finals)

Heat 1: 1, Lacasse 1:47.21; 2, Koech 1:47.39; 3, Ricky Soos GBR 1:47.80; 4, Dmitriy Bogdanov RUS 1:48.36; 5, Jean-Patrick Nduwimana BDI 1:48.40; 6, Mindaugas Norbutas LTU 1:48.44; 7, Radwan Jaddoueh SYR 1:48.89

Heat 2: 1, Alemu 1:45.63; 2, Herms 1:45.71; 3, Santos 1:45.72; 4, Krummenacker 1:45.84; 5, Wachira 1:45.86; 6, Pires 1:46.66; 7, Jimmy Anak Ahar BRU 1:57.86; 8, Dominic Carroll GIB 2:00.53

Heat 3: 1, Mulaudzi 1:47.62; 2, Shojaei 1:47.80; 3, Robinson 1:47.85; 4, Achraf Tadili CAN 1:47.88; 5, Arnold Okken NED 1:48.15; 6, Tom Omei BEL 1:48.93; Mouhcine Chehibi MAR DQ (r163.2) (1:47.79). *Robinson advanced to the semi-finals as he was pushed by Chehibi*

Heat 4: 1, Kimutai 1:47.54; 2, McCarthy 1:47.61; 3, Abdoulaye Wagne SEN 1:47.64; 4, Manuel Olmedo ESP 1:47.98; 5, Jasmin Salihovic BIH 1:48.10; 6, Graham Davidson RSA 1:48.16; 7, Otukile Lekote BOT 1:48.33

Heat 5: 1, Tighazouine 1:46.01; 2, Som 1:46.11; 3, Reina 1:46.45; 4, Dube 1:46.68; 5, Arthémon Hatungimana BDI 1:47.74; Sam Burley USA DQ (r163.3) (1:46.63); Fred Thegu SOL DQ (r163.3) (1:57.51)

Heat 6: 1, Bucher 1:48.61; 2, Kipketer 1:48.68; 3, Gary Reed CAN 1:48.69; 4, Adam Abdou QAT 1:48.87; 5, Wilson Kirwa FIN 1:49.74; 6, Abdal Salam Aldabajji PLE 1:51.68; 7, Mohamed Amir MDV 2:06.25; Ivan Heshko UKR DNS

Heat 7: 1, Longo 1:46.26; 2, Borzakovskiy 1:46.44; 3, Jansen 1:46.68; 4, Amine Laalou MAR 1:46.75; 5, Rashid Mohamed BRN 1:47.43; 6, Jimmy Lomba FRA 1:48.15; 7, David Fiengen LUX 1:48.80

Heat 8: 1, Saïd-Guerni 1:46.06; 2, Sepeng 1:46.09; 3, Al-Salhi 1:46.48; 4, Ahmed Ismail SUD 1:47.21; 5, Rizak Dirshe SWE 1:49.23; 6, Mahamadou Ibrahim NIG 1:55.21; Nicolas Aïssat FRA DNF

Semi-finals (First 2 & 2 fastest to final) (Aug 29)

Heat 1: 1, Borzakovskiy 1:45.31; 2, Kipketer 1:45.50; 3, Koech 1:46.04; 4, Santos 1:46.07; 5, Khalid Tighazouine MAR 1:46.83; 6, Mohammed Al-Salhi KSA 1:47.25; 7, João Pires POR 1:49.19; 8, Khadevis Robinson USA 1:50.60; Nicholas Wachira KEN DNF

Heat 2: 1, Mulaudzi 1:46.31; 2, Saïd-Guerni 1:46.36; 3, Berhanu Alemu ETH 1:46.40; 4, Bram Som NED 1:46.63; 5, André Bucher SUI 1:46.67; 6, Florent Lacasse FRA 1:46.89; 7, Kris McCarthy AUS 1:47.64; 8, Ehsan Mohajer Shojaei IRI 1:47.71

Heat 3: 1, Longo 1:46.26; 2, Sepeng 1:46.43; 3, Antonio Manuel Reina ESP 1:46.72; 4, Joeri Jansen BEL 1:46.78; 5, René Herms GER 1:46.88; 6, David Krummenacker USA 1:47.25; 7, Japheth Kimutai KEN 1:47.53; 8, Glody Dube BOT 1:48.69

Helsinki 2005

Final (Aug 14)

1,	Rashid Ramzi	BRN	1:44.24	52.8/51.4
2,	Yuriy Borzakovskiy	RUS	1:44.51	52.7/51.8
3,	William Yiampoy	KEN	1:44.55	52.7/51.8
4,	Wilfred Bungei	KEN	1:44.98	52.5/52.5
5,	Djabir Saïd-Guerni	ALG	1:45.31	52.6/52.7
6,	Mehdi Baala	FRA	1:45.32	52.7/52.6
7,	Belal Mansoor Ali	BRN	1:45.55	52.48/53.07
8,	Gary Reed	CAN	1:46.20	52.8/53.4

The pre-race favourites were Borzakovskiy, Bungei and Mulaudzi. No-one had beaten 1:44 in 2005, though the South African had run 1:44.08 in Helsinki two weeks before the championships. The fastest time in the heats fell to 1500m winner Ramzi with 1:46.17. In the semis, Ramzi then ran a pb 1:44.30 just behind Olympic Champion Borzakovskiy. Mulaudzi fell well short of qualifying in the second heat with 1:45.73, beaten by Ali (1:45.35) and Baala (1:45.40). Gary Reed was the surprising winner of the third semi-final in 1:44.30 ahead of co-favourite Bungei.

Ali led the final, passing 200 in 24.96, before slowing to 52.48 at the bell. Borzakovskiy, always thought to be at his most dangerous in a slow race, was seventh in 52.7. At 600m, Bungei had moved into the lead (1:18.24), with Ramzi fourth (1:18.4), and Borzakovskiy still in seventh (1:18.9), hemmed in behind Baala. Ramzi moved into the lead early in the home straight, and the tactically naïve Borzakovskiy eventually edged the surprising Yiampoy for silver, with Bungei a further 3m behind. Ramzi's win marked the first global double in the 800/1500m since Peter Snell's 1964 Olympic golds.

First round (First 3 & 6 fastest to semi-finals) (Aug 11)

Heat 1: 1, Ramzi 1:46.17; 2, McIlroy 1:46.44; 3, Mulaudzi 1:46.85; 4, Herms 1:47.07; 5, Alemu 1:47.37; 6, Osmar dos Santos BRA 1:47.74; 7, Lee Jae-Hoon KOR 1:47.90; 8, Tom Omei BEL 1:49.62

Heat 2: 1, Baala 1:46.57; 2, Bungei 1:46.71; 3, Robinson 1:46.74; 4, Bogdanov 1:46.88; 5, Czapiewski 1:46.93; 6, Alazemi 1:47.05; 7, Moïse Joseph HAI 1:48.29; 8, Yeiman López CUB 1:52.24; Geramias da Silva GBS DQ (r163.5) (1:58.80)

Heat 3: 1, Borzakovskiy 1:50.14; 2, Yiampoy 1:50.14; 3, Saïd-Guerni 1:50.16; 4, Jason Stewart NZL 1:50.35; 5, Dmitrijs Milkevics LAT 1:50.44; 6, Fabiano Peçanha BRA 1:50.89; 7, Paskar Owor UGA 1:51.72; 8, Rodrigo Trinidad PAR 1:55.43; Samuel Mweru TAN DQ (r163.3)

Heat 4: 1, Kamel 1:47.65; 2, Krummenacker 1:47.82; 3, Chehibi 1:48.17; 4, Alfred

Kirwa Yego KEN 1:48.72; 5, Arnoud Okken NED 1:48.95; 6, Fadrique Iglesias BOL 1:49.57; 7, Oabona Onalenna BOT 1:50.18; Manuel Olmedo ESP DNF

Heat 5: 1, Reina 1:47.14; 2, Reed 1:47.23; 3, Laalou 1:47.62; 4, André Bucher SUI 1:47.97; 5, Maurizio Bobbato ITA 1:48.36; 6, Juha Kukkammo FIN 1:48.69; 7, Sherridan Kirk TRI 1:48.77; 8, Prince Mumba ZAM 1:49.10

Heat 6: 1, Ali 1:47.16; 2, Moradi 1:47.18; 3, Al-Salhi 1:47.27; 4, Barrios 1:47.53; 5, Achraf Tadili CAN 1:48.42; 6, Rizak Dirshe SWE 1:48.43; 7, Kevin Hicks USA 1:50.00; Majid Saeed Sultan QAT DQ (r163.3)

Semi-finals (First 2 & 2 fastest to final) (Aug 12)

Heat 1: 1, Borzakovskiy 1:44.26; 2, Ramzi 1:44.30; 3, Yiampoy 1:44.51; 4, Saïd-Guerni 1:44.80; 5, Amine Laalou MAR 1:45.05; 6, Mohammad Alazemi KUW 1:48.02; 7, Eugenio Barrios ESP 1:48.76; 8, Khadevis Robinson USA 1:49.13

Heat 2: 1, Ali 1:45.35; 2, Baala 1:45.40; 3, Mbulaeni Mulaudzi RSA 1:45.73; 4, Pawel Czapiewski POL 1:46.33; 5, Dmitriy Bogdanov RUS 1:46.83; 6, Antonio Manuel Reina ESP 1:46.89; 7, Berhanu Alemu ETH 1:47.66; 8, Mohammed Al-Salhi KSA 1:47.97

Heat 3: 1, Reed 1:44.33; 2, Bungei 1:44.41; 3, Kamel 1:44.90; 4, René Herms GER 1:45.21; 5, Mouhcine Chehibi MAR 1:45.82; 6, Sadjad Moradi IRI 1:45.88; 7, James McIlroy GBR 1:45.91; 8, David Krummenacker USA 1:46.76

Osaka 2007

Final (Sep 2)

1,	Alfred Kirwa Yego	KEN	1:47.09	55.3/51.8
2,	Gary Reed	CAN	1:47.10	55.08/52.02
3,	Yuriy Borzakovskiy	RUS	1:47.39	55.6/51.8
4,	Abraham Chepkirwok	UGA	1:47.41	55.2/52.2
5,	Wilfred Bungei	KEN	1:47.42	55.4/52.0
6,	Amine Laalou	MAR	1:47.45	55.6/51.9
7,	Mbulaeni Mulaudzi	RSA	1:47.52	55.4/52.1
8,	Mohammed Al-Salhi	KSA	1:47.58	55.8/51.8

The winning time in the final was the slowest yet, but the preliminaries were the toughest. Fastest in the heats was Kamel, a transferee to Bahrain from Kenya, whose father was the 1987 and 1991 champion Billy Konchellah. In every one of the six heats, the fastest non-qualifier was quicker than the previous record of 1:46.45 from 1995. In the semis, Kamel went out despite clocking 1:45.31.

The final started slowly, led by Reed at 400m in 55.08. Chepkirwok slipped by the Canadian, and led by a metre at the 600m point (1:22.18), with Borzakovskiy (1:22.6) four metres behind the leader. Reed edged past with 120m to go, and Kirwa Yego began to challenge with 75m left. Reed held off the Kenyan until the last two strides, and the margin of victory was the closest in World Championship history for the Kenyan's last 200m had taken just 24.6 compared with Reed's 24.9. 800m. Behind them Borzakovskiy overtook Bungei and a fading Chepkirwok with 10m to go. With less than five metres covering the whole field, it was an exciting finish to a less than stirring race. The winner, who was eliminated in the first round in Helsinki, became the youngest-ever World 800m Champion. Defending Champion Ramzi went out in the semi-finals.

First round (First 3 & 6 fastest to semi-finals) (Aug 30)

Heat 1: 1, Laalou 1:46.00; 2, Symmonds 1:46.16; 3, Davide 1:46.17; 4, Ali 1:46.34; 5, Achraf Tadili CAN 1:46.73; 6, Sajad Moradi IRI 1:46.75; 7, Mohammed Ahmed Al-Yafae YEM 1:56.55; Ismail Ahmed Ismail SUD DNF

Heat 2: 1, Reed 1:46.00; 2, Madi 1:46.02; 3, Koech 1:46.08; 4, Antonio Manuel Reina ESP 1:46.35; 5, Arnoud Okken NED 1:47.23; 6, Jeff Riseley AUS 1:47.44; 7, Aunese Curreen SAM 1:47.72; Ivan Heshko UKR DNS

Heat 3: 1, Mulaudzi 1:45.56; 2, Ramzi 1:45.64; 3, Bogdanov 1:45.66; 4, Peçanha 1:45.77; 5, Yeiman López CUB 1:46.28; 6, Mattias Claesson SWE 1:46.43; 7, Eugenio Barrios ESP 1:46.62; 8, Bram Som NED 1:46.81

Heat 4: 1, Yego 1:45.52; 2, Rimmer 1:45.66; 3, Milkevics 1:45.72; 4, Robinson 1:45.78; 5, Olmedo 1:45.90; 6, Eduard Villanueva VEN 1:46.33; 7, David Campbell IRL 1:46.47; 8, Fadrique Iglesias BOL 1:48.42

Heat 5: 1, Al-Salhi 1:45.58; 2, Borzakovskiy 1:45.79; 3, Bungei 1:45.79; 4, Benschgir 1:45.90; 5, Wagné 1:46.20; 6, Abubaker Kaki SUD 1:46.38; 7, Masato Yokota JPN 1:47.16; 8, Mahamoud Farah DJI 1:49.06

Heat 6: 1, Kamel 1:45.25; 2, Chepkirwok 1:45.68; 3, Alazemi 1:45.85; 4, Chehibi 1:46.16; 5, Samuel Mwera TAN 1:46.24; 6, Jozef Repčík SVK 1:46.53; 7, Duane Solomon USA 1:48.95; 8, Souleymane Ould Chebal MTN 1:56.45

Semi-finals (First 2 & 2 fastest to final) (Aug 31)

Heat 1: 1, Yego 1:44.54; 2, Mulaudzi 1:44.71; 3, Chepkirwok 1:44.84; 4, Khadevis Robinson USA 1:45.45; 5, Fabiano Peçanha BRA 1:45.95; 6, Dmitrijs Milkevics LAT 1:46.27; 7, Abdoulaye Wagné SEN 1:46.49; 8, Mohcine Chehibi MAR 1:51.31

Heat 2: 1, Reed 1:44.92; 2, Laalou 1:45.11; 3, Dmitriy Bogdanov RUS 1:45.36; 4, Nabil Madi ALG 1:45.59; 5, Manuel Olmedo ESP 1:45.61; 6, Nick Symmonds USA 1:46.41; 7, Justus Koech KEN 1:46.86; 8, Rashid Ramzi BRN 1:47.76

Heat 3: 1, Borzakovskiy 1:45.12; 2, Bungei 1:45.20; 3, Al-Salhi 1:45.23; 4, Youssef Saad Kamel BRN 1:45.31; 5, Kléberon Davide BRA 1:46.45; 6, Michael Rimmer GBR 1:47.39; 7, Yassine Benschgir MAR 1:48.04; 8, Mohamed Alazemi KUW 1:50.28

800 METRES

Multiple Medallists:

3	Billy Konchellah	KEN	87-1, 91-1, 93-3
	Wilson Kipketer	DEN	95-1, 97-1, 99-1
	Yuriy Borzakovskiy	RUS	03-2, 05-2, 07-3
2	José Luiz Barbosa	BRA	87-3, 91-2
	Djabir Saïd-Guerni	ALG	99-3, 03-1

Most Finals:

4	Hezekiel Sepeng Kipketer	RSA	93-5, 99-2, 01-8, 03-7
3	B Konchellah		
	Mark Everett	USA	91-3, 95-8, 97-8
	Saïd-Guerni		
	Wilfred Bungei	KEN	01-2, 05-4, 07-5
	Mbulaeni Mulaudzi Borzakovskiy	RSA	01-6, 03-3, 07-7

Most Appearances:

6	José Luiz Barbosa	BRA	83-7s3, 87-3, 91-2, 93-6s2, 95-3h6, 97-7q3
	Hezekiel Sepeng	RSA	93-5, 95-5s1, 97-7s2, 99-2, 01-8, 03-7
5	Arthémon Hatungimana	BDI	95-2, 97-4q3, 99-3h2, 01-5s2, 03-5h5
	André Bucher	SUI	97-6s2, 99-3s3, 01-1, 03-5s2, 05-4h5
	Khadevis Robinson	USA	99-5h1, 01-5h3, 03-8s1, 05-8s1, 07-4s1

National Placings:

	1	2	3	4	5	6	7	8	Points
KEN	4	1	2	4	2	2	3	-	91
DEN	3	-	-	1	-	-	-	-	29
USA	-	-	2	-	2	2	-	3	29
RSA	-	1	1	-	1	1	2	1	25
BRA	-	1	2	-	-	1	-	1	23
GER	1	-	-	1	1	-	1	1	20
RUS	-	2	1	-	-	-	-	-	20
GBR	-	1	-	2	-	-	-	2	19
ALG	1	-	1	-	1	-	-	-	18
ITA	-	1	-	-	1	1	1	-	16
POL	-	-	1	1	1	-	-	-	15
CUB	-	1	-	1	-	-	-	-	12
CAN	-	1	-	-	-	1	-	1	11
BRN	1	-	-	-	-	-	1	-	10
NED	-	1	-	-	-	1	-	-	10
NOR	-	-	1	-	1	-	-	-	10
MAR	-	-	-	-	1	1	1	-	9
SUI	1	-	-	-	-	-	-	-	8
BDI	-	1	-	-	-	-	-	-	7
UGA	-	-	-	1	-	-	-	-	5
FRA	-	-	-	-	-	1	-	-	3
URS	-	-	-	-	-	-	1	-	2
YUG	-	-	-	-	-	-	1	-	2
ESP	-	-	-	-	-	-	-	1	1
KSA	-	-	-	-	-	-	-	1	1
Totals	11	11	11	11	11	11	11	11	396

1500 Metres

Helsinki 1983

Final (Aug 14)

1,	Steve Cram	GBR	3:41.59
2,	Steve Scott	USA	3:41.87
3,	Saïd Aouita	MAR	3:42.02
4,	Steve Ovett	GBR	3:42.34
5,	José Abascal	ESP	3:42.47
6,	Pierre Délèze	SUI	3:43.69
7,	Andreas Busse	GDR	3:43.72
8,	Dragan Zdravkovic	YUG	3:43.75
9,	John Walker NZL	3:44.24	
10,	Ján Kubista TCH	3:44.30	
11,	Uwe Becker FRG	3:45.09	
12,	Mike Boit KEN	3:46.46	

A tactically perfect race by Cram continued Britain's great run of success in championship 1500m races of the 80s. One of the best quality fields of the championships set off at a pace slower than the women's final (400m: 64.98, 800m: 2:07.73). The Cram camp had been warned

that Aouita – world leader at 3:32.54 – would make a move 500m from home. This proved to be perfectly true. The Moroccan bolted ahead and Cram responded to follow Aouita into the last lap. The favourite, Scott, was also in close contention but world record holder Ovett was boxed in 8th place.

Cram went past Aouita with 200m remaining and led from the Moroccan into the finishing straight with Scott third. Running wide, the American moved into second and, for an instant, looked as if he would overtake Cram. Aouita also continued to run strongly. But they could gain little on the long-striding Briton who was able to cross the line with fists clenched in triumph. Ovett, who ran the last 300m quicker than anyone else, just fell short of catching Aouita for the bronze.

“I think the reason for the slow race was the fact that most of the front runners had been knocked out in the semi-finals,” concluded the winner, whose preparation for the championships had been limited by injury. “This race went perfectly for me.”

First round (First 4 & 8 fastest to semi-finals) (Aug 12)

Heat 1: 1, Délèze 3:42.28; 2, Maree 3:43.13; 3, Becker 3:43.18; 4, Flynn 3:43.27; 5, João Campos POR 3:43.44; 6, Kipkoech Cheruiyot KEN 3:43.58; 7, Nikolay Kirov URS 3:43.77; 8, Jan Persson SWE 3:43.83; 9, Dave Reid CAN 3:45.08; 10, Mohamed Neji Henkiri TUN 3:45.90; 11, Jama Aden SOM 3:46.87; 12, Tisbite Rakotoarisoa MAD 3:52.91; 13, Luis Munguia NCA 4:02.06

Heat 2: 1, Cram 3:40.17; 2, Aouita 3:40.39; 3, O'Mara 3:40.53; 4, Walker 3:40.67; 5, Kurek 3:40.96; 6, Hjorth 3:41.29; 7, Peter Wirz SUI 3:41.69; 8, Philippe Dien FRA 3:43.15; 9, Spyros Spyrou GRE 3:43.94; 10, Paul Rugut KEN 3:46.00; 11, Jimmy Igohe TAN 3:48.58; 12, Charlie Oliver SOL 4:18.24; Mehdi Aïdet ALG DNS

Heat 3: 1, Busse 3:38.65; 2, Ovett 3:39.00; 3, Zdravkovic 3:39.18; 4, Kubista 3:39.20; 5, Byers 3:39.41; 6, Stevens 3:39.77; 7, Mei 3:39.93; 8, González 3:41.29; 9, Pascal Thiébaud FRA 3:41.51; 10, Amar Brahmia ALG 3:42.75; 11, Omer Khalifa SUD 3:48.23; 12, John Chappory GIB 3:56.92; 13, Jean Marie Viann Rudasingwa RWA 3:57.49

Heat 4: 1, Scott 3:37.87; 2, Abascal 3:38.06; 3, Patrignani 3:38.35; 4, Williamson 3:38.99; 5, Morceli 3:39.77; 6, Németh 3:39.93; 7, Boit 3:40.06; 8, Antti Loikkanen FIN 3:44.47; 9, Sermet Timurlenk TUR 3:46.74; 10, Mohammed Darwish IRQ 3:50.04; 11, Ibrahim Malallah QAT 3:52.05; 12, Masini Situ-Mbanza COD 4:06.44; 13, Sekou Camara GUI 4:08.46

Semi-finals (First 4 & 4 fastest to final) (Aug 13)

Heat 1: 1, Scott 3:36.43; 2, Aouita 3:36.43; 3, Kubista 3:37.12; 4, Becker 3:37.27; 5, Busse 3:37.54; 6, José Luis González ESP 3:38.77; 7, Niels Kim Hjorth DEN 3:39.75; 8, Abderrahmane Morceli ALG 3:39.88; 9, Stefano Mei ITA 3:41.78; 10, Graham Williamson GBR 3:45.84; 11, Frank O'Mara IRL 3:47.10; Robert Nemeth AUT DNF

Heat 2: 1, Cram 3:35.77; 2, Ovett 3:36.26; 3, Abascal 3:36.35; 4, Délèze 3:36.37; 5, Walker 3:36.52; 6, Zdravkovic 3:37.31; 7, Boit 3:37.75; 8, Claudio Patrignani ITA 3:38.36; 9, Sydney Maree USA 3:38.65; 10, Piotr Kurek POL 3:39.54; 11, Ray Flynn IRL 3:40.26; 12, Eddy Stevens BEL 3:42.63; 13, Tom Byers USA 3:43.97

Rome 1987

Final (Sep 6)

1,	Abdi Bile	SOM	3:36.80
2,	José Luis González	ESP	3:38.03
3,	Jim Spivey	USA	3:38.82
4,	Joseph Chesire	KEN	3:39.36
5,	Omer Khalifa	SUD	3:39.81
6,	Jens-Peter Herold	GDR	3:40.14
7,	Mike Hillardt	AUS	3:40.23
8,	Steve Cram	GBR	3:41.19

9, Han Kulker NED 3:42.16; 10, Rémy Geoffroy FRA 3:43.02; 11, Kipkoech Cheruiyot KEN 3:44.54; 12, Steve Scott USA 3:45.92

After another slow start to a world championship final, (400m: 63.46), Cram and Chesire speeded things up. With 450m remaining, the Briton made his bid to retain his title. He was unable to shake off González or Bile, who had set an impressive championship record in the semi-finals. The Somali passed Cram on the final bend and sprinted away for a handsome victory. The defending champion was also overtaken by González, before fading to jog across the line in eighth place.

The intermediate times showed the brilliance of Bile's finish. He ran the last 1000m in 2:16.6 and the last 800m in 1:46.6. The winner, one of 15 children, was the reigning US Collegiate Champion.

First round (First 6 & 6 fastest to semi-finals) (Sep 3)

Heat 1: 1, Khalifa 3:41.93; 2, Cram 3:42.05; 3, Rono 3:42.26; 4, Scott 3:42.43; 5,

Geoffroy 3:42.45; 6, Hillardt 3:42.79; 7, Peter Wirz SUI 3:43.00; 8, Ray Flynn IRL 3:43.06; 9, Andres Vera ESP 3:43.24; 10, Dave Campbell CAN 3:43.80; 11, Dieudonné Kwizéra BDI 3:44.36; 12, Manuel Balmaceda CHI 3:49.52; Ari Suhonen FIN DNS

Heat 2: 1, Bile 3:38.05; 2, Herold 3:38.10; 3, Crabb 3:38.11; 4, Bourke 3:38.18; 5, O'Sullivan 3:38.20; 6, Baumann 3:38.31; 7, Guldberg 3:38.67; 8, Chesire 3:38.71; 9, Benito 3:38.90; 10, Öztürk 3:40.38; 11, Aragon 3:40.82; 12, Getayan Ayana ETH 3:42.29; 13, Mohamed Abdullah UAE 3:51.04

Heat 3: 1, Cheruiyot 3:40.22; 2, González 3:40.28; 3, Kulker 3:40.32; 4, Spivey 3:40.48; 5, Becker 3:40.63; 6, Masunov 3:40.68; 7, Silva 3:40.99; 8, Adrian Passey GBR 3:41.44; 9, Markus Hacksteiner SUI 3:42.04; 10, Pat Scammell AUS 3:44.93; 11, Gerard O'Reilly IRL 3:45.77; 12, Johnny Kroon SWE 3:49.06; Moctar El MTN DNF

Semi-finals (First 5 & 2 fastest to final) (Sep 4)

Heat 1: 1, Bile 3:35.67; 2, González 3:35.68; 3, Cram 3:35.78; 4, Chesire 3:35.82; 5, Scott 3:35.91; 6, Kulker 3:36.08; 7, Geoffroy 3:37.47; 8, Leonid Masunov URS 3:38.24; 9, Peter Bourke AUS 3:38.42; 10, Chuck Aragon USA 3:39.45; 11, Zeki Öztürk TUR 3:42.17; 12, Dieter Baumann FRG 3:47.71

Heat 2: 1, Herold 3:40.57; 2, Spivey 3:40.63; 3, Cheruiyot 3:40.64; 4, Khalifa 3:40.79; 5, Hillardt 3:40.95; 6, Mario Silva POR 3:41.12; 7, Marcus O'Sullivan IRL 3:41.24; 8, Teófilo Benito ESP 3:41.89; 9, Steve Crabb GBR 3:42.12; 10, Uwe Becker FRG 3:43.73; 11, Peter Rono KEN 3:44.76; 12, Mogens Guldberg DEN 3:50.79

Tokyo 1991

Final (Sep 1)

1,	Noureddine Morceli	ALG	3:32.84
2,	Wilfred Kirochi	KEN	3:34.84
3,	Hauke Fuhlbrügge	GER	3:35.28
4,	Jens-Peter Herold	GER	3:35.37
5,	Fermín Cacho	ESP	3:35.62
6,	Mario Silva	POR	3:35.76
7,	David Kibet	KEN	3:36.03
8,	Gennaro Di Napoli	ITA	3:36.56

9, Mohammed Suleiman QAT 3:38.12; 10, Matthew Yates GBR 3:38.71; 11, Said Aouita MAR 3:39.49; 12, Simon Doyle AUS 3:41.54

Morceli, whose older brother Abderrahmane was eliminated in the 1983 heats, started as favourite. Unbeaten all year, he had taken the world indoor title and clocked times of 3:31.00 and 3:31.01. Kibet set a reasonable pace for the first kilometre, closely followed by the confident Algerian. The reigning 5000m champion, Aouita, was also prominent before fading in the last lap.

Morceli took the lead just before the bell and accelerated dramatically to win by 15m in a championship record. His final lap took just 51.55 and was one of the fastest ever finishes to a race won in 3:32.

“I am not tired, because I am used to running fast,” said Morceli. “Aouita has been the athlete of the eighties, I will be that of the nineties.” Kirochi, who beat Morceli for the world junior title three years earlier, was second, while the bronze went to Fuhlbrügge. Another German, Herold, would have placed third in the race had he not eased up before the line to celebrate.

First round (Aug 29) (First 6 & 6 fastest to semi-finals)

Heat 1: 1, Morceli 3:43.45; 2, Benito 3:43.88; 3, Aouita 3:43.93; 4, Rono 3:44.37; 5, Scammell 3:44.60; 6, Svensson 3:44.66; 7, Cram 3:44.69; 8, Karol Dudij POL 3:44.89; 9, Mbiyanyi Thee BOT 3:45.04; 10, Edgar de Oliveira BRA 3:45.59; 11, Alex Geissbuhler SUI 3:46.38; 12, Terrance Herrington USA 3:47.28; 13, Dale Jones ANT 3:55.41; 14, Lucas Elonga GEQ 4:31.24; Abdi Bile SOM DNS. *Cram advanced to semi-finals on protest*

Heat 2: 1, Herold 3:41.21; 2, González 3:41.48; 3, Doyle 3:41.50; 4, Thiébaud 3:41.50; 5, Kirochi 3:41.64; 6, Tirelli 3:41.77; 7, Guldberg 3:42.00; 8, Melnikov 3:42.15; 9, Zeki Öztürk TUR 3:42.86; 10, Luis Núñez DOM 3:48.54; 11, Fabian Franco GIB 4:03.94; Daoude Kassougue MTN, Han Kulker NED & Jim Spivey USA DNS

Heat 3: 1, Kibet 3:38.07; 2, El Basir 3:38.29; 3, Cacho 3:38.31; 4, Silva 3:38.37; 5, Di Napoli 3:38.63; 6, Fuhlbrügge 3:38.65; 7, Suleiman 3:38.89; 8, Yates 3:39.30; 9, Okuyama 3:40.35; 10, N'Tyamba 3:41.05; 11, Alemayehu Roba ETH 3:42.76; 12, José López VEN 3:45.61; 13, Luis Martínez GUA 3:46.39; Joe Falcon USA DNS

Semi-finals (Aug 31) (First 5 & 2 fastest to final)

Heat 1: 1, Morceli 3:39.90; 2, Kirochi 3:40.73; 3, Cacho 3:40.83; 4, Di Napoli 3:40.84; 5, Silva 3:40.94; 6, Yates 3:41.24; 7, Fuhlbrügge 3:41.41; 8, Peter Rono KEN 3:41.76; 9, Rachid El Basir MAR 3:42.89; 10, Mikael Svensson SWE 3:43.69; 11, João N'Tyamba ANG 3:44.64; 12, Pat Scammell AUS 3:45.17

Heat 2: 1, Herold 3:41.23; 2, Aouita 3:41.45; 3, Suleiman 3:41.48; 4, Doyle 3:41.52; 5, Kibet 3:41.54; 6, Teófilo Benito ESP 3:41.61; 7, Steve Cram GBR 3:41.67; 8, José Luis González ESP 3:41.71; 9, Davide Tirelli ITA 3:43.08; 10, Mogens Guldberg DEN 3:44.34; 11, Sergey Melnikov URS 3:44.62; 12, Pascal Thiébaud FRA 3:45.18; 13, Mitsuhiro Okuyama JPN 3:49.96

Stuttgart 1993

Final (Aug 22)

1,	Noureddine Morceli	ALG	3:34.24
2,	Fermín Cacho	ESP	3:35.56
3,	Abdi Bile	SOM	3:35.96
4,	Mohammed Suleiman	QAT	3:36.87
5,	Jim Spivey	USA	3:37.42
6,	Matthew Yates	GBR	3:37.61
7,	Rashid El Basir	MAR	3:37.68
8,	Mohammed Taki	MAR	3:37.76
9,	Simon Doyle	AUS	3:38.04
10,	Rüdiger Stenzel	GER	3:38.66
11,	Manuel Pancorbo	ESP	3:39.68
12,	Gennaro Di Napoli	ITA	3:47.38

Morceli, the world record holder at 3:28.86, was anxious to make amends for his disappointing seventh place in the Barcelona Olympic final. In the first semi-final he faced the only other men to have won this title, Bile and Cram. He won from the Somali while Cram went out, as he did at the same stage in Tokyo.

After several changes in the lead over the first lap, Taki settled in front with splits of 60.85 and 1:59.32. Morceli made his move at precisely the same point as in Tokyo two years earlier. Just as in 1991, no-one could live with the Algerian's last lap. This time he clocked 50.64 for the last 400m (37.83 last 300m). The silver went to Olympic Champion Cacho ahead of Bile, who was added to the semi-final after a fall in his heat which was not his fault.

First round (First 5 & 4 fastest to semi-finals) (Aug 19)

Heat 1: 1, Cacho 3:39.36; 2, Di Napoli 3:39.41; 3, Taki 3:39.57; 4, Doyle 3:39.61; 5, Chesire 3:39.97; 6, Sullivan 3:40.43; 7, Loginov 3:40.84; 8, Edgar de Oliveira BRA 3:41.88; 9, Johan Landsman RSA 3:43.05; 10, Carlos Mairena NCA 3:54.21; 11, Gop Bahadur Adgikari NEP 3:54.47

Heat 2: 1, Yates 3:42.64; 2, Suleiman 3:42.75; 3, Silva 3:42.81; 4, Kibet 3:42.98; 5, Rakipov 3:43.05; 6, Isaac Viciosa ESP 3:43.61; 7, Michael Busch GER 3:44.03; 8, Bill Burke USA 3:44.03; 9, Keiruan Tawai VAN 4:04.77; 10, Naseer Ismail MDV 4:12.11; Davide Tirelli ITA DNS

Heat 3: 1, Morceli 3:37.84; 2, Impens 3:38.87; 3, Cram 3:38.98; 4, Birir 3:39.03; 5, Zorko 3:39.20; 6, Herrington 3:39.35; 7, Zeki Öztürk TUR 3:41.58; 8, Hamid Sajadi IRI 3:41.66; 9, Jens-Peter Herold GER 3:50.64; 10, Juan José Tapia PAN 3:52.44; 11, Ali Khazaal LIB 4:02.62

Heat 4: 1, Pancorbo 3:39.91; 2, El Basir 3:40.01; 3, Bruton 3:40.08; 4, Spivey 3:40.08; 5, Niyongabo 3:40.18; 6, Stenzel 3:40.30; 7, Bile 3:41.05; 8, Ovidiu Olteanu ROU 3:47.62; 9, Andrey Bulkovskiy UKR 3:50.02; 10, Mohamed Al Halaki YEM 3:50.44; 11, Dale Jones ANT 3:54.91. *Bile advanced to semi-finals on protest*

Semi-finals (First 5 & 2 fastest to final) (Aug 20)

Heat 1: 1, Cacho 3:41.66; 2, Yates 3:42.06; 3, Suleiman 3:42.12; 4, Stenzel 3:42.29; 5, El Basir 3:42.48; 6, Mario Silva POR 3:42.85; 7, Christophe Impens BEL 3:42.85; 8, Branko Zorko CRO 3:43.12; 9, Jonah Birir KEN 3:43.79; 10, David Kibet KEN 3:44.92; 11, Azat Rakipov BLR 3:45.46; 12, Terrance Herrington USA 3:46.64

Heat 2: 1, Morceli 3:40.07; 2, Bile 3:40.65; 3, Di Napoli 3:41.06; 4, Doyle 3:41.06; 5, Spivey 3:41.15; 6, Taki 3:41.26; 7, Pancorbo 3:41.56; 8, Andrey Loginov RUS 3:42.11; 9, Vénuste Niyongabo BDI 3:42.34; 10, Joseph Chesire KEN 3:42.37; 11, Niall Bruton IRL 3:42.43; 12, Kevin Sullivan CAN 3:42.48; 13, Steve Cram GBR 3:42.63

Gothenburg 1995

Final (Aug 13)

1,	Noureddine Morceli	ALG	3:33.73
2,	Hicham El Guerrouj	MAR	3:35.28
3,	Vénuste Niyongabo	BDI	3:35.56
4,	Rachid El Basir	MAR	3:35.96
5,	Kevin Sullivan	CAN	3:36.73
6,	Kader Chékhémani	FRA	3:36.90
7,	Mohammed Suleiman	QAT	3:36.96
8,	Fermín Cacho	ESP	3:37.02
9,	Gary Lough	GBR	3:37.59
10,	Paul McMullen	USA	3:38.23
11,	Niall Bruton	IRL	3:39.15
12,	Isaac Viciosa	ESP	3:41.12

Another scorching final lap, this time in 51.28, brought Morceli his third consecutive title at the front of an African medal sweep.

McMullen, the American champion, led through the first lap in 57.43. Niyongabo – considered a threat to Morceli – edged in front briefly at 800m (1:59.69) before making a break with 500m to go. He was shadowed by Morceli, who himself hit the front approaching the bell and flew away with a 25.2 200m split between 1100m and 1300m. He built up a lead of 10m by the finish, where he slowed to blow kiss-

es to the head-on camera. El Guerrouj caught Niyongabo in the last 40m.

First round (First 5 & 4 fastest to semi-finals) (Aug 10)

Heat 1: 1, Hakimi 3:48.40; 2, Niyongabo 3:48.58; 3, Benfarès 3:48.64; 4, Mayock 3:48.65; 5, McMullen 3:48.70; 6, Branko Zorko CRO 3:48.83; 7, Abdi Bile SOM 3:48.86; 8, Jens-Peter Herold GER 3:49.24; 9, Jonah Birir KEN 3:49.26; 10, Mateo Cañellas ESP 3:49.71; 11, Xandru Grech MLT 3:54.96

Heat 2: 1, Morceli 3:42.58; 2, Cacho 3:43.05; 3, Chesang 3:43.26; 4, El Basir 3:43.29; 5, Sullivan 3:43.41; 6, Kevin McKay GBR 3:43.87; 7, Bryan Hyde USA 3:44.03; 8, Martin Johns NZL 3:45.10; 9, Luis Jesus POR 3:46.43; 10, José López VEN 3:46.81; 11, Werner Edler-Muhr AUT 3:47.06

Heat 3: 1, Seddiki 3:38.24; 2, Lough 3:38.62; 3, Dubus 3:38.80; 4, Achon 3:39.04; 5, Bruton 3:39.27; 6, Cruz 3:39.47; 7, Impens 3:40.37; 8, Rüdiger Stenzel GER 3:40.65; 9, Ovidiu Olteanu ROU 3:43.20; 10, Nioka Pululu COD 4:02.68; Ahmed Warsama QAT DNS

Heat 4: 1, El Guerrouj 3:38.93; 2, Suleiman 3:39.06; 3, Shabunin 3:39.21; 4, Chékhémani 3:39.34; 5, Herrington 3:39.40; 6, Viciosa 3:39.42; 7, Andersen 3:40.50; 8, Passmore Furusa ZIM 3:41.01; 9, Edgar de Oliveira BRA 3:41.74; 10, Sammy Mutai KEN 3:44.57; 11, Selwyn Kole SOL 4:05.07

Semi-finals (First 5 & 2 fastest to final) (Aug 11)

Heat 1: 1, Morceli 3:38.37; 2, Bruton 3:39.00; 3, Chékhémani 3:39.08; 4, Sullivan 3:39.23; 5, Cacho 3:39.35; 6, Ali Hakimi TUN 3:39.40; 7, Eric Dubus FRA 3:39.73; 8, Terrance Herrington USA 3:39.96; 9, John Mayock GBR 3:40.20; 10, Christophe Impens BEL 3:44.86; 11, Azzeddine Seddiki MAR 3:46.84 (fell); Joaquim Cruz BRA DNS

Heat 2: 1, El Guerrouj 3:37.47; 2, Niyongabo 3:37.62; 3, Suleiman 3:37.78; 4, Lough 3:37.78; 5, El Basir 3:37.96; 6, Viciosa 3:38.03; 7, McMullen 3:38.54; 8, Vyacheslav Shabunin RUS 3:38.61; 9, Julius Achon UGA 3:39.87; 10, Reuben Chesang KEN 3:40.63; 11, Samir Benfarès FRA 3:43.19; 12, Robert Andersen DEN 3:46.41

Athens 1997

Final (Aug 6)

1,	Hicham El Guerrouj	MAR	3:35.83
2,	Fermín Cacho	ESP	3:36.63
3,	Reyes Estévez	ESP	3:37.26
4,	Noureddine Morceli	ALG	3:37.37
5,	Ali Hakimi	TUN	3:37.51
6,	Mohammed Suleiman	QAT	3:37.53
7,	Graham Hood	CAN	3:37.55
8,	Robert Andersen	DEN	3:37.66
9,	John Mayock	GBR	3:38.67
10,	Rüdiger Stenzel	GER	3:38.82
11,	Laban Rotich	KEN	3:41.27
12,	Nadir Bosch	FRA	3:48.35

Seeking a fourth world title, Morceli came away without a medal, pipped at the post for bronze by young Estévez. The race marked the moment when El Guerrouj, who had fallen in the previous year's Olympic final, took over the mantle of world's leading 1500m runner. The early pace was slow (2:02.04 at 800m) but the Moroccan's speed over the final 600m was impressive. Five metres up at the bell (2:43.35) he reached 1200m in 2:55.63 and completed the last 400 in 52.48 and 800 in 1:48.9. The 1992 Olympic Champion Cacho, always highly competitive when medals are at stake, moved into second in the last turn and was unexpectedly joined on the podium by his compatriot Estévez. Morceli's demise was understandable as he was in mourning for an elder brother, killed in a road accident the week before.

First round (First 5 & 4 fastest to semi-finals) (Aug 3)

Heat 1: 1, Morceli 3:37.26; 2, Zadorozhnyy 3:37.28; 3, Mayock 3:37.37; 4, Sullivan 3:37.42; 5, Bruton 3:37.57; 6, Travassos 3:37.70; 7, Chebili 3:37.75; 8, Julius Achon UGA 3:38.21; 9, John Kibowen KEN 3:41.69; 10, Balázs Tölgyesi HUN 3:44.16; 11, Alexis Sharangabo RWA 3:44.95

Heat 2: 1, Stenzel 3:40.17; 2, McKay 3:40.25; 3, Maazouzi 3:40.39; 4, Viciosa 3:40.41; 5, Rotich 3:40.43; 6, Vyacheslav Shabunin RUS 3:40.46; 7, Kader Chékhémani FRA 3:41.02; 8, Ibrahim Aden SOM 3:41.23; 9, Ali Saidi-Sief ALG 3:41.48; 10, Mohammed Yagoub SUD 3:41.54; 11, José López VEN 3:42.83

Heat 3: 1, Estévez 3:36.20; 2, Sediki 3:36.40; 3, Suleiman 3:36.64; 4, Hood 3:36.69; 5, Holman 3:36.75; 6, Andersen 3:36.77; 7, Zorko 3:37.99; 8, Alexandru Vasile ROU 3:39.01; 9, Luis Feiteira POR 3:45.37; 10, Scott Petersen AUS 3:50.65; 11, Brent Butler GUM 3:58.29

Heat 4: 1, El Guerrouj 3:36.72; 2, Cacho 3:37.16; 3, Hakimi 3:37.43; 4, Bosch 3:37.45; 5, Di Napoli 3:37.50; 6, Ahmed Krama ALG 3:38.02; 7, Matt Yates GBR 3:38.34; 8, Piotr Rostkowski POL 3:39.52; 9, Jason Pyrah USA 3:40.17; 10, Panayiotis Papoulias GRE 3:40.30; 11, Shane Healy IRL 3:50.64

Semi-finals (First 5 & 2 fastest to final) (Aug 4)

Heat 1: 1, El Guerrouj 3:38.92; 2, Suleiman 3:39.15; 3, Hakimi 3:39.50; 4, Stenzel 3:39.62; 5, Mayock 3:39.69; 6, Kevin Sullivan CAN 3:39.84; 7, Steve Holman USA 3:39.97; 8, Branko Zorko CRO 3:41.63; 9, Said Chebili FRA 3:41.95; 10, Antonio Travassos POR 3:42.01; 11, Niall Bruton IRL 3:47.51; Isaac Viciosa ESP DNF

Heat 2: 1, Morcelli 3:38.82; 2, Estévez 3:38.86; 3, Cacho 3:38.86; 4, Andersen 3:38.92; 5, Rotich 3:38.92; 6, Bosch 3:39.01; 7, Hood 3:39.13; 8, Gennaro Di Napoli ITA 3:39.45; 9, Driss Maazouzi MAR 3:39.99; 10, Azzedine Sediki MAR 3:40.15; 11, Kevin McKay GBR 3:40.21; 12, Andrey Zadorozhnyi RUS 3:42.61

Seville 1999

Final (Aug 24)

1,	Hicham El Guerrouj	MAR	3:27.65
2,	Noah Ngeny	KEN	3:28.73
3,	Reyes Estévez	ESP	3:30.57
4,	Fermín Cacho	ESP	3:31.34
5,	Andrés Díaz	ESP	3:31.83
6,	Laban Rotich	KEN	3:33.32
7,	David Lelei	KEN	3:33.82
8,	Driss Maazouzi	FRA	3:34.02
9,	Steve Holman USA	3:34.32;	
10,	Graham Hood CAN	3:35.35;	
11,	Adil Kaouch MAR	3:47.05;	
	Noureddine Morcelli ALG	DNF	

No one had ever before broken 3:32 in a World Championship or Olympic 1500m, but in this fabulous race two Africans and three Spaniards did so as El Guerrouj produced what was then the fifth quickest ever time of 3:27.65, slowing down to blow kisses to the crowd before the finish after slaughtering the opposition. To the dismay of the big-kicking Spanish trio, who would have liked a slow race, El Guerrouj's team-mate Kaouch sped through 400m in 54.31 and 800m in 1:52.15 with El Guerrouj hitting the front some 50m later to pass the bell in 2:33.78. Ngeny was overtaken at that point by Estévez, but regained second place 200m later. By then El Guerrouj (2:46.79 at 1200 following a 54.4 third lap) was away and flying, covering the last lap in 53.87.

"This guy is incredible," gasped Seb Coe, a particularly expert onlooker. "He made the others look ordinary and they are far from that." Ngeny – destined for Olympic glory in Sydney – trimmed his Commonwealth record to 3:28.73 and Estévez ran his fastest time to take bronze. Three-time champion Morcelli dropped out at the bell after fading from medal contention.

First round (First 6 & 6 fastest to Semi-finals (Aug 21))

Heat 1: 1, El Guerrouj 3:35.63; 2, Cacho 3:36.43; 3, Rotich 3:36.72; 4, Maazouzi 3:36.84; 5, Hakimi 3:37.25; 6, Mayock 3:37.29; 7, Stenzel 3:37.31; 8, Hood 3:37.39; 9, Krummenacker 3:37.85; 10, Abaoub 3:38.40; 11, Vyacheslav Shabunin RUS 3:39.70; 12, Zigmund Zilbershtein GEO 3:52.76; 13, Liam Byrne GIB 4:00.60

Heat 2: 1, Estévez 3:41.24; 2, Saïdi-Sief 3:41.34; 3, Lelei 3:41.40; 4, Kaouch 3:41.51; 5, Liefers 3:41.53; 6, Silva 3:41.60; 7, Vénuste Niyongabo BDI 3:41.87; 8, Dirk Heinze GER 3:43.44; 9, Nadir Bosch FRA 3:44.46; 10, Kiyoharu Sato JPN 3:45.72; 11, Youssef Baba MAR 3:48.08; 12, Seneca Lassiter USA 3:48.29; 13, Primo Higa SOL 4:17.46

Heat 3: 1, Ngeny 3:37.41; 2, Morcelli 3:37.63; 3, Díaz 3:37.68; 4, Chékhémani 3:37.74; 5, Holman 3:37.75; 6, Achon 3:37.97; 7, Koers 3:38.04; 8, Salah El Ghazi MAR 3:40.31; 9, Hamish Christensen NZL 3:41.11; 10, Kevin Sullivan CAN 3:43.49; 11, Francis Munthali MAW 3:49.97; 12, Bashar Ibrahim KUW 3:50.28; 13, Giuseppe D'Urso ITA 3:50.71; Aden DQ (r40.1) (3:38.10)

Semi-finals (First 5 & 2 fastest to final) (Aug 22)

Heat 1: 1, El Guerrouj 3:37.34; 2, Cacho 3:37.88; 3, Estévez 3:38.16; 4, Rotich 3:38.20; 5, Maazouzi 3:38.32; 6, David Krummenacker USA 3:39.19; 7, Ali Hakimi TUN 3:39.27; 8, Rüdiger Stenzel GER 3:39.87; 9, Marko Koers NED 3:40.15; 10, Ali Saïdi-Sief ALG 3:40.63; 11, Miloud Abaoub ALG 3:43.21; Mohamed Ibrahim Aden SOM DQ (r40.1) (3:38.57)

Heat 2: 1, Ngeny 3:36.13; 2, Díaz 3:36.33; 3, Kaouch 3:36.62; 4, Lelei 3:36.81; 5, Hood 3:37.23; 6, Morcelli 3:37.32; 7, Holman 3:37.52; 8, Abdelkader Chékhémani FRA 3:37.77; 9, Julius Achon UGA 3:37.82; 10, Rui Silva POR 3:50.85 (fell); John Mayock GBR & Gert-Jan Liefers NED DNF (both fell)

Edmonton 2001

Final (Aug 12)

1,	Hicham El Guerrouj	MAR	3:30.68
2,	Bernard Lagat	KEN	3:31.10
3,	Driss Maazouzi	FRA	3:31.54
4,	William Chirchir	KEN	3:31.91
5,	Reyes Estévez	ESP	3:32.34
6,	José Redolat	ESP	3:34.29
7,	Rui Silva	POR	3:35.74
8,	Abdelkader Hachlaf	MAR	3:36.54
9,	Gert-Jan Liefers NED	3:36.99;	
10,	Paul McMullen USA	3:39.35;	
11,	Adil Kaouch MAR	3:48.45;	
12,	Mehdi Baala FRA	3:55.36	

In 2000, El Guerrouj was shockingly beaten to Olympic gold by Noah Ngeny, his first defeat since 1996. The Kenyan was absent from Edmonton and the Moroccan had resumed a winning streak. He confirmed his form by running the third lap of his semi-final in 53.24. In the final, El Guerrouj led initially, but he was simply waiting for Kaouch to take over and maintain a fast pace as he had done in the 1999 final. The younger Moroccan reached the lap markers in 55.41 and 1:53.69, at which point the field were strung out in single file. El Guerrouj then took over and stretched away convincingly. Lagat and Chichir followed before Maazouzi moved through to split the Kenyans. Their battle closed the gap considerably on El Guerrouj, who slowed up to celebrate before the line.

Former World Junior Champion Kaouch jogged home in 11th place. For the second successive championships, he had sacrificed his own chances.

First round (First 6 & 6 fastest to semi-finals) (Aug 9)

Heat 1: 1, Guerrouj 3:36.97; 2, Baala 3:38.18; 3, Rotich 3:38.37; 4, Zegeye 3:38.48; 5, McMullen 3:38.48; 6, Kaouch 3:38.49; 7, Hood 3:38.99; 8, Mayock 3:39.24; 9, Alexis Sharangabo RWA 3:42.72; 10, James Nolan IRL 3:42.84; 11, José Luis Ebatela Nvó GEQ 4:08.01; 12, Benson Korimara KIR 4:51.36; Andrés Díaz ESP DNF

Heat 2: 1, Redolat 3:36.24; 2, Lagat 3:36.49; 3, Hachlaf 3:36.62; 4, Khaldi 3:36.92; 5, Liefers 3:37.37; 6, Whiteman 3:37.75; 7, Chébili 3:37.99; 8, Souza 3:38.03; 9, Philipp 3:39.20; 10, Luis Feiteira POR 3:41.63; 11, Gabe Jennings USA 3:46.07; 12, Christian Thielen LUX 3:54.20; 13, Pedro Jiménez HON 4:22.09

Heat 3: 1, Estévez 3:38.97; 2, Maazouzi 3:38.44; 3, Chirchir 3:38.69; 4, Baba 3:38.72; 5, Silva 3:38.74; 6, Sullivan 3:38.76; 7, Mottram 3:39.10; 8, Julius Achon UGA 3:39.57; 9, Wolfram Müller GER 3:39.95; 10, Andy Graffin GBR 3:40.44; 11, Seneca Lassiter USA 3:44.50; 12, Victor Martínez AND 3:52.29

Semi-Finals (First 6 to final) (Aug 10)

Heat 1: 1, Lagat 3:35.82; 2, Kaouch 3:36.01; 3, Silva 3:36.07; 4, Baala 3:36.15; 5, Estévez 3:36.46; 6, Liefers 3:36.64; 7, Anthony Whiteman GBR 3:36.77; 8, Hudson de Souza BRA 3:37.13; 9, Peter Philipp SUI 3:39.66; 10, Mohammed Khaldi ALG 3:40.38; 11, Graham Hood CAN 3:40.52; 12, Youssef Baba MAR 3:44.90

Heat 2: 1, Guerrouj 3:39.54; 2, Redolat 3:39.75; 3, Hachlaf 3:40.16; 4, Chirchir 3:40.23; 5, Maazouzi 3:40.26; 6, McMullen 3:40.57; 7, Laban Rotich KEN 3:41.09; 8, Daniel Zegeye ETH 3:42.15; 9, Kevin Sullivan CAN 3:42.30; 10, John Mayock GBR 3:42.63; 11, Craig Mottram AUS 3:43.21; 12, Saïd Chébili FRA 3:43.58

Paris 2003

Final (Aug 27)

1,	Hicham El Guerrouj	MAR	3:31.77
2,	Mehdi Baala	FRA	3:32.31
3,	Ivan Heshko	UKR	3:33.17
4,	Paul Korir	KEN	3:33.47
5,	Rui Silva	POR	3:33.68
6,	Reyes Estévez	ESP	3:33.84
7,	Gert-Jan Liefers	NED	3:33.99
8,	Vyacheslav Shabunin	RUS	3:34.37
9,	Isaac Songok KEN	3:34.99;	
10,	Roberto Parra ESP	3:35.02;	
11,	Juan Carlos Higuero ESP	3:38.49;	
	Fouad Chouki FRA	DQ (r40.1) (3:34.05)	

Hicham El Guerrouj won a fourth title, this time without any help from unofficial pacemakers. In fact it was the Moroccan who wore down the opposition with a quickening tempo after moving to the front himself just before 700m. Baala was the only one to keep in close touch with the world record holder who covered the third lap in 54.99. At the bell Estévez and Chouki looked clear in third and fourth places.

El Guerrouj ran the six 100m segments from 700m progressively quicker, from 14.2 to 13.2 down the last backstraight. Yet Baala remained within striking distance while his compatriot Chouki moved into third spot. However, the French could not close the gap on the Moroccan, who clocked 53.90 for his last lap in comparison with Baala's 55.3. Meanwhile Chouki faded from third to eighth in the last 100m as Heshko stormed through from sixth place to claim the bronze. The French number two was later disqualified for a doping violation.

First round (First 2 & 8 fastest to semi-finals) (Aug 28)

Heat 1: 1, Blincoe 3:47.26; 2, Baala 3:47.26; 3, Estévez 3:47.56; 4, Lunn 3:47.62; 5, Liefers 3:47.81; 6, Boukenssa 3:47.88; 7, Abdi 3:48.65; 8, Pisarev 3:50.89; 9, Francis Munthali MAW 3:51.61

Heat 2: 1, Guerrouj 3:42.24; 2, de Souza 3:42.51; 3, Korir 3:42.55; 4, Heshko 3:42.96; 5, Obrist 3:43.01; 6, Higuero 3:43.01; 7, Sullivan 3:43.27; 8, Sneberger 3:43.27; 9, Atta Miran PAK 3:51.34

Heat 3: 1, Silva 3:41.35; 2, Songok 3:41.55; 3, Parra 3:41.57; 4, East 3:41.61; 5, Shabunin 3:41.63; 6, Turnbull 3:41.84; 7, Leenaerts 3:42.71; 8, Neil Weare GUM 3:56.64; 9, Yahye Abdi Gurre SOM 4:10.42; Chouki DQ (r40.1) (3:41.67)

Semi-finals (First 5 & 2 fastest to final) (Aug 25)

Heat 1: 1, Guerrouj 3:38.25; 2, Silva 3:38.37; 3, Heshko 3:38.43; 4, Parra 3:38.51; 5, Shabunin 3:38.60; 6, Liefers 3:38.61; 7, Songok 3:39.84; 8, Youcef Abdi AUS 3:40.13; 9, Christian Obrist ITA 3:41.88; 10, Gareth Turnbull IRL 3:42.01; 11, Kevin Sullivan CAN 3:42.33; Valeriy Pisarev KGZ DNS

Heat 2: 1, Baala 3:39.73; 2, Korir 3:40.08; 3, Higuero 3:40.29; 4, Estévez 3:40.75; 5, Michael East GBR 3:40.87; 6, Hudson de Souza BRA 3:41.12; 7, Tarek Boukensa ALG 3:41.33; 8, Adrian Blincoe NZL 3:41.53; 9, Jason Lunn USA 3:41.71; 10, Michal Seneberger CZE 3:42.25; 11, Bert Leenaerts BEL 3:43.02; Chouki DQ (r40.1) (3:40.64)

2,	Rashid Ramzi	BRN	3:35.00
3,	Shedrack Korir	KEN	3:35.04
4,	Asbel Kiprop	KEN	3:35.24
5,	Tarek Boukensa	ALG	3:35.26
6,	Anter Zerguelaine	ALG	3:35.29
7,	Arturo Casado	ESP	3:35.62
8,	Alan Webb	USA	3:35.69
9,	Andy Baddeley GBR	3:35.95	10, Nick Willis NZL 3:36.13; 11, Belal Mansoor Ali BRN 3:36.44; 12, Sergio Gallardo ESP 3:37.03; 13, Juan Carlos Higuero ESP 3:38.43; 14, Youssef Baba MAR 3:38.78

Helsinki 2005**Final (Aug 10)**

1,	Rashid Ramzi	BRN	3:37.88
2,	Adil Kaouch	MAR	3:38.00
3,	Rui Silva	POR	3:38.02
4,	Ivan Heshko	UKR	3:38.71
5,	Arturo Casado	ESP	3:39.45
6,	Juan Carlos Higuero	ESP	3:40.34
7,	Alex Kipchirchir	KEN	3:40.43
8,	Tarek Boukensa	ALG	3:41.01
9,	Alan Webb USA	3:41.04; 10, Dahame Najem Bashir QAT 3:43.48; 11, Reyes Estévez ESP 3:46.65; 12, Yassine Bensghir MAR 3:50.19	

The first heat saw Paris runner-up Baala outkick Boukensa 3:36.56 to 3:36.70, with a full 10 men qualifying for the next round. One of the favourites, Daniel Kipchirchir Komen, let himself be lulled by a slow pace in heat two, and missed qualifying by one place and 0.04. Ramzi, another favourite, and clearly in good form, could barely restrain himself as he ran 3:38.32 in the final heat. Kaouch won the first semi-final, the slowest for 12 years, in 3:40.51, with Nick Willis (NZL) and Baala the most notable of the eliminated. Alan Webb, pushed the pace in the other semi, as he had done in the first round, reaching 800m in 1:55.67, before Ramzi took over at the bell and again won by more than a second in 3:34.69.

The final was a tactical race, with Estévez – contesting his fifth final – leading the field for two laps (2:03.78), before Webb surged through the next 100m in 12.3. The American led at the bell (2:43.69) before Ramzi went by, reaching 1200m in 2:57.52 after a 53.5 lap. Ramzi continued at the same rate with Heshko and Kaouch in hot pursuit. The Ukrainian faded in the finishing straight as Silva finished fastest of all with a 13.3 split for his last 100 [Ramzi 13.9 and Kaouch 13.7], but Ramzi's combination of speed and strength gave him a well deserved victory. The four-time champion Hicham El Guerrouj – for whom Kaouch had paced in Seville and Edmonton – had effectively retired after winning Olympic gold in 2004.

First round (First 5 & 9 fastest to semi-finals) (Aug 6)

Heat 1: 1, Baala 3:36.56; 2, Boukensa 3:36.70; 3, Kipchirchir 3:36.74; 4, Sullivan 3:36.80; 5, East 3:36.84; 6, Webb 3:36.84; 7, Bensghir 3:37.11; 8, Higuero 3:37.40; 9, Jansen 3:39.43; 10, Blincoe 3:39.54; 11, Jonas Hamm FIN 3:43.20; 12, Ahmed Mohamed Abdillahi DJI 3:50.92; 13, Fumikazu Kobayashi JPN 3:51.76

Heat 2: 1, Casado 3:41.64; 2, Kaouch 3:41.75; 3, Lukezcic 3:41.80; 4, Silva 3:41.83; 5, Bashir 3:41.88; 6, Daniel Kipchirchir Komen KEN 3:41.91; 7, Mounir Yemmouni FRA 3:42.39; 8, Anter Zerguelaine ALG 3:43.02; 9, Belal Mansoor Ali BRN 3:43.15; 10, Hudson de Souza BRA 3:43.18; 11, Nick McCormick GBR 3:44.40; 12, Mulugeta Wondimu ETH 3:44.42; Samuel Mwera TAN DNS

Heat 3: 1, Ramzi 3:38.32; 2, Heshko 3:39.84; 3, Willis 3:39.89; 4, Estévez 3:39.93; 5, Geneti 3:39.94; 6, Baba 3:39.96; 7, Myers 3:40.16; 8, Brannen 3:40.69; 9, Cronje 3:41.43; 10, Augustine Choge KEN 3:41.70; 11, James Nolan IRL 3:42.53; 12, Armen Asyran ARM 4:03.21

Semi-finals (First 5 & 2 fastest to final) (Aug 8)

Heat 1: 1, Kaouch 3:40.51; 2, Casado 3:40.61; 3, Kipchirchir 3:40.68; 4, Silva 3:40.72; 5, Estévez 3:40.73; 6, Nick Willis NZL 3:40.87; 7, Kevin Sullivan CAN 3:41.00; 8, Mehdi Baala FRA 3:41.34; 9, Youssef Baba MAR 3:42.12; 10, Rob Myers USA 3:42.38; 11, Johan Cronje RSA 3:42.77; 12, Markos Geneti ETH 3:42.80

Heat 2: 1, Ramzi 3:34.69; 2, Webb 3:36.07; 3, Boukensa 3:36.14; 4, Bashir 3:36.38; 5, Heshko 3:36.60; 6, Higuero 3:36.65; 7, Bensghir 3:36.76; 8, Chris Lukezcic USA 3:37.20; 9, Adrian Blincoe NZL 3:38.20; 10, Nate Brannen CAN 3:39.37; 11, Michael East GBR 3:40.27; 12, Joeri Jansen BEL 3:44.88

Defending champion Ramzi did not race at all in 2007 before Osaka because of a lingering foot injury, but he qualified comfortably from the heat and won the second semi-final. The first semi featured a dramatic finish when two men fell as a consequence of pushing by 2003 silver medallist Baala, who originally qualified for the final but was disqualified.

The world leader Webb, set the pace in the final, passing 400 in 58.63. Eighteen year-old Kiprop moved from last at 600m to first at 800m (1:58.08). Kiprop still led at the bell (2:41.51), with Webb, Lagat and Korir poised for the kill and Ramzi nearby but boxed in. Kiprop held off the challengers all the way till the last 60m, when Korir came up to his shoulder, and almost simultaneously Lagat came past. In his wake was Ramzi, who edged past Korir in the last few metres to take silver. Lagat – who was representing the USA for the first time at a championships – won his country's first global gold at 1500m since 1908.

First round (First 6 & 6 fastest to semi-finals) (Aug 25)

Heat 1: 1, Kiprop 3:40.65; 2, Webb 3:40.73; 3, Higuero 3:40.93; 4, Baba 3:40.96; 5, Zerguelaine 3:40.97; 6, Sullivan 3:41.39; 7, Shaween 3:41.58; 8, Ivan Heshko UKR 3:42.08; 9, Javier Carriqueo ARG 3:42.20; 10, Mounir Yemmouni FRA 3:42.68; 11, Hudson de Souza BRA 3:43.37; 12, Ansu Sowe GAM 3:50.77; 13, Sevak Yeghikyan ARM 4:00.61

Heat 2: 1, Baala 3:38.65; 2, Ramzi 3:38.72; 3, Moustauoui 3:39.54; 4, Korir 3:39.55; 5, Baddeley 3:39.60; 6, Gallardo 3:39.92; 7, Willis 3:40.18; 8, Barrios 3:41.05; 9, Kobayashi 3:41.19; 10, Moradi 3:41.49; 11, Deresse Mekonnen ETH 3:43.15; 12, Kamal Boulahfane ALG 3:43.88; 13, Leonel Manzano USA 3:45.97; 14, Saysana Bannavong LAO 4:19.80

Heat 3: 1, Casado 3:41.33; 2, Gebremehdin 3:41.43; 3, Lagat 3:41.68; 4, Boukensa 3:41.71; 5, Obrist 3:41.74; 6, Ali 3:41.87; 7, Komen 3:41.96; 8, Abdalaati Iguider MAR 3:43.25; 9, Mark Fountain AUS 3:43.51; 10, Byron Piedra ECU 3:45.59; 11, Gareth Hyett NZL 3:45.70; 12, Chauncy Master MAW 3:55.18; 13, Hem Bunting CAM 4:08.31; 14, Serdar Nurmyradov TKM 4:10.42

Semi-finals (First 5 & 2 fastest to final) (Aug 27)

Heat 1: 1, Lagat 3:42.39; 2, Boukensa 3:42.88; 3, Kiprop 3:42.99; 4, Baddeley 3:43.03; 5, Willis 3:43.34; 6, Mohamed Moustauoui MAR 3:43.39; 7, Mekonnen Gebremehdin ETH 3:43.41; 8, Higuero 3:44.15; 9, Sajad Moradi IRI 3:46.21; 10, Daniel Kipchirchir Komen KEN 4:02.95; 11, Baba 4:16.23; Mehdi Baala FRA DQ (r163.2) (3:43.01); Higuero & Baba advanced to final after being impeded by Baala

Heat 2: 1, Ramzi 3:40.53; 2, Zerguelaine 3:40.79; 3, Casado 3:40.83; 4, Ali 3:41.01; 5, Webb 3:41.08; 6, Gallardo 3:41.14; 7, Korir 3:41.15; 8, Juan Luis Barrios MEX 3:41.17; 9, Kevin Sullivan CAN 3:41.27; 10, Christian Obrist ITA 3:42.93; 11, Fumikazu Kobayashi JPN 3:43.64; 12, Mohammed Othman Shaween KSA 3:44.54

1500 METRES**Multiple Medallists:**

5	Hicham El Guerrouj	MAR	95-2, 97-1, 99-1, 01-1, 03-1
3	Noureddine Morcelli	ALG	91-1, 93-1, 95-1
2	Abdi Bile	SOM	87-1, 93-3
	Fermin Cacho	ESP	93-2, 97-2
	Reyes Estévez	ESP	97-3, 99-3
	Bernard Lagat	KEN/USA	01-2, 07-1
	Rashid Ramzi	BRN	05-1, 07-2

Most Finals:

5	Noureddine Morcelli	ALG	91-1, 93-1, 95-1, 97-4, 99-dnf
	Cacho		91-5, 93-2, 95-8, 97-2, 99-4
	El Guerrouj		95-2, 97-1, 99-1, 01-1, 03-1
	Estévez		97-3, 99-3, 01-5, 03-6, 05-11
4	Mohamed Suleiman	QAT	91-9, 93-4, 95-7, 97-6

Most Appearances:

8	Kevin Sullivan	CAN	93-12s2, 95-5, 97-6s1, 99-10h3, 01-9s2, 03-11s1, 05-7s1, 07-9s2
---	----------------	-----	---

Osaka 2007**Final (Aug 29)**

1,	Bernard Lagat	USA	3:34.77
----	---------------	-----	---------

1500 Metres, continued

National Placings:

	1	2	3	4	5	6	7	8	Points
ESP	-	3	2	1	5	3	1	1	70
MAR	4	2	1	1	-	-	1	2	61
KEN	-	3	1	4	-	1	3	-	56
ALG	3	-	-	1	1	1	-	1	37
USA	1	1	1	-	1	-	-	1	26
GBR	1	-	-	1	-	1	-	1	17
FRA	-	1	1	-	-	1	-	1	17
GER	-	-	1	1	-	1	1	-	16
BRN	1	1	-	-	-	-	-	-	15
POR	-	-	1	-	1	1	1	-	15
SOM	1	-	1	-	-	-	-	-	14
UKR	-	-	1	1	-	-	-	-	11
QAT	-	-	-	1	-	1	1	-	10
BDI	-	-	1	-	-	-	-	-	6
CAN	-	-	-	-	1	-	1	-	6
SUD	-	-	-	-	1	-	-	-	4
TUN	-	-	-	-	1	-	-	-	4
SUI	-	-	-	-	-	1	-	-	3
AUS	-	-	-	-	-	-	1	-	2
NED	-	-	-	-	-	-	1	-	2
DEN	-	-	-	-	-	-	-	1	1
ITA	-	-	-	-	-	-	-	1	1
RUS	-	-	-	-	-	-	-	1	1
YUG	-	-	-	-	-	-	-	1	1
Totals	11	11	11	11	11	11	11	11	396

Kenji Ide JPN 14:04.94; 14, Justin Gloden LUX 14:12.25; 15, Ronald Lanzoni CRC 14:47.30

Heat 2: 1, Dmitriyev 13:31.40; 2, Coghlan 13:31.66; 3, Leitão 13:32.33; 4, Bulti 13:33.03; 5, Antibo 13:33.12; 6, Abramov 13:33.37; 7, Vainio 13:34.18; 8, Jim Hill USA 13:38.56; 9, Jim Spivey USA 13:43.17; 10, Jorge Garcia ESP 13:46.36; 11, Eamonn Martin GBR 13:48.60; 12, Charles Cheruiyot KEN 13:52.61; 13, Abderrazak Bounour ALG 14:00.78; 14, Fethi Baccouche TUN 14:19.64; 15, Ricardo Vera URU 14:20.20

Rome 1987

Final (Sep 6)

1,	Saïd Aouita	MAR	13:26.44
2,	Domingos Castro	POR	13:27.59
3,	Jack Buckner	GBR	13:27.74
4,	Pierre Délèze	SUI	13:28.06
5,	Vincent Rousseau	BEL	13:28.56
6,	Evgeni Ignatov	BUL	13:29.68
7,	Tim Hutchings	GBR	13:30.01
8,	Dionisio Castro	POR	13:30.94

9, Frank O'Mara IRL 13:32.04; 10, Steve Ovett GBR 13:33.49; 11, Sydney Maree USA 13:33.78; 12, John Ngugi KEN 13:34.04; 13, John Treacy IRL 13:41.03; 14, Abel Antón ESP 13:43.58; 15, Carey Nelson CAN 13:43.81

Aouita kept his rivals guessing by provisionally entering the 800m, 1500m, 5000m and 10,000m, but he opted for the event in which he had become the Olympic Champion in 1984. He must have been slightly worried by the little-known Ngugi, who set a championship record to win his heat.

The Kenyan led through 2000m (5:34.93), 3000m (8:16.19) and 4000m (10:58.60) before fading dramatically. Aouita, always well-placed, uncorked a 52.92 final lap for victory. Domingos Castro – whose twin brother was 8th – took the silver medal.

First round (First 5 & 5 fastest to final) (Sep 4)

Heat 1: 1, Aouita 13:28.63; 2, Dom. Castro 13:28.68; 3, O'Mara 13:28.79; 4, Maree 13:28.86; 5, Antón 13:28.92; 6, Hutchings 13:29.06; 7, Rousseau 13:29.74; 8, Doug Padilla USA 13:30.16; 9, Markus Ryffel SUI 13:33.07; 10, Jonny Danielson SWE 13:35.69; 11, Zhang Guowei CHN 13:40.46; 12, Juma Mnyampanda TAN 13:42.57; 13, Kozo Akutsu JPN 13:46.29; 14, Omar Aguilar CHI 13:52.59; 15, Hugo Allan Garcia GUA 14:08.72; 16, Miguel Vargas CRC 14:59.32; Wodajo Bulti ETH & Salvatore Antibo ITA DNS

Heat 2: 1, Ngugi 13:22.68; 2, Dio. Castro 13:23.12; 3, Délèze 13:24.07; 4, Ignatov 13:24.42; 5, Buckner 13:24.56; 6, Ovett 13:28.68; 7, Treacy 13:28.89; 8, Nelson 13:29.20; 9, Haji Bulbula ETH 13:31.06; 10, Brahim Boutayeb MAR 13:32.73; 11, Herbert Stephan FRG 13:34.68; 12, Pascal Thiébaud FRA 13:38.97; 13, José Manuel Abascal ESP 13:59.68; 14, John Gregorek USA 14:01.02; 15, Paul Moqhali LES 14:39.68; 16, Situ Kubanza COD 14:50.39; 17, Abdalla Washali YAR 15:42.10; 18, Outcha Amewouho TOG 16:16.41

Tokyo 1991

Final (Sep 1)

1,	Yobes Ondieki	KEN	13:14.45
2,	Fita Bayissa	ETH	13:16.64
3,	Brahim Boutayeb	MAR	13:22.70
4,	Dieter Baumann	GER	13:28.67
5,	Domingos Castro	POR	13:28.88
6,	Khalid Skah	MAR	13:32.90
7,	Risto Ulmala	FIN	13:33.46
8,	Dionisio Castro	POR	13:35.39

9, Rob Denmark GBR 13:36.24; 10, Ibrahim Kinuthia KEN 13:38.96; 11, Abel Antón ESP 13:39.00; 12, Bob Kennedy USA 13:54.47; 13, Gary Staines GBR 13:58.26; 14, Doug Padilla USA 14:36.18; Stefano Mei ITA DNF

Ondieki established himself as favourite with a brilliant 13:01.82 in Zürich shortly before the championships. He fulfilled this promise with the most courageous of runs. He held back after a slow first lap in the final before making his move on the fourth bend of the race. In hot (30°), humid conditions, he ran the second lap in 59.88. He followed up with laps of 60.47, 60.61, and 61.50, reaching 2000m at 5:09.43 (12:54 pace!). Skah and Bayissa tried to stay with the Kenyan, but even though he slowed in the third kilometre, he had a 50m lead at 3000m (7:46.37). Ondieki's final two kilometres slowed to 2:43.0 and 2:45.4. Bayissa closed to within 15m, but he never looked like catching the Kenyan.

5000 Metres

Helsinki 1983

Final (Aug 14)

1,	Eamonn Coghlan	IRL	13:28.53
2,	Werner Schildhauer	GDR	13:30.20
3,	Martti Vainio	FIN	13:30.34
4,	Dmitriy Dmitriyev	URS	13:30.38
5,	Doug Padilla	USA	13:32.08
6,	Thomas Wessinghage	FRG	13:32.46
7,	Wojado Bulti	ETH	13:34.03
8,	Dietmar Millonig	AUT	13:36.08

9, Paul Kipkoech KEN 13:37.44; 10, Antonio Leitão POR 13:38.55; 11, Valeriy Abramov URS 13:39.80; 12, Markus Ryffel SUI 13:39.98; 13, Salvatore Antibo ITA 13:40.76; 14, Julian Goater GBR 13:48.13; 15, Anatoliy Krokhmaluyk URS 14:00.27

Like the other Helsinki men's distance races, the early pace was slow. All the field were in contention at 4000m, at which point Bulti led at 11:03.27 (13:50 pace). It was the bespectacled Dmitriyev who decided to move first. He completed the penultimate lap in 58.2 and held a 12m lead at the bell from Coghlan and European Champion Wessinghage. The crowd were cheering on Vainio, who was still in contention.

Down the backstraight of the final lap, Wessinghage surprisingly faded and only Coghlan was able to gain on the Russian. He drew level on the final bend, looked at the straining Dmitriyev and knew he could win. The Irishman's gesture of ecstasy provided one of the most memorable moments of the week. He sprinted away to win so easily that he was able to salute the Irish team in the stands before the finishing line.

There was a dramatic battle for the minor medals. The gallant Dmitriyev was caught first by Schildhauer – already the winner of the 10,000m silver. Then, to the wild cheers of the crowd, Vainio's desperate dive at the line relegated the unlucky Soviet to fourth place.

First round (First 8 & 6 fastest to semi-finals) (Aug 10)

Heat 1: 1, Ryffel 13:43.36; 2, Bulti 13:43.53; 3, Martin 13:43.57; 4, Wessinghage 13:43.66; 5, Krokhmaluyk 13:43.78; 6, Antibo 13:44.05; 7, Cheruiyot 13:44.43; 8, Padilla 13:44.71; 9, Filippou 13:45.24; 10, Bounour 13:57.93; 11, Gloden 14:26.02; 12, Mohammad Bekheet PLE 14:52.26; 13, Ramón López PAR 15:10.29

Heat 2: 1, Kipkoech 14:18.73; 2, Baccouche 14:23.79; 3, Goater 14:23.93; 4, Leitão 14:28.63; 5, Dmitriyev 14:37.75; 6, Lanzoni 14:49.20; 7, Schildhauer 14:49.22; 8, Hill 14:58.21; 9, Antoine Niyobizi BDI 15:14.60; 10, José Jaime Hernández ESA 15:29.86; 11, Alden Morris TKS 18:06.35; Christoph Herle FRG & Mohamed Kedir ETH DNS

Heat 3: 1, Abramov 14:12.61; 2, Negatu 14:13.22; 3, Millonig 14:13.65; 4, Coghlan 14:13.80; 5, Clarke 14:13.97; 6, Garcia 14:14.57; 7, Williams 14:15.10; 8, Spivey 14:15.70; 9, Vera 14:17.26; 10, Ide 14:18.34; 11, Vainio 14:18.74; 12, Masini Situ-Mbanza COD 15:02.26; Hansjörg Kunze GDR DNS

Semi-finals (First 5 & 5 fastest to final) (Aug 12)

Heat 1: 1, Ryffel 13:32.34; 2, Wessinghage 13:32.37; 3, Schildhauer 13:32.49; 4, Millonig 13:32.86; 5, Padilla 13:32.90; 6, Kipkoech 13:33.33; 7, Goater 13:36.21; 8, Krokhmaluyk 13:37.24; 9, Filippou 13:37.24; 10, Paul Williams CAN 13:50.30; 11, David Clarke GBR 13:58.37; 12, Seyoum Negatu ETH 14:02.23; 13,

"I was thinking many times that maybe this was a mistake, and I can't keep on till the end," admitted Ondieki. "I didn't know where the others were, because I didn't look back."

First round (Aug 30) (First 4 & 3 fastest to final)

Heat 1: 1, Kinuthia 13:57.65; 2, Skah 13:58.45; 3, Staines 13:58.68; 4, Padilla 13:58.83; 5, Andrew Sambu TAN 13:59.01; 6, Martin ten Kate NED 13:59.51; 7, Mikhail Dasko URS 13:59.71; 8, Antonio Serrano ESP 13:59.75; 9, Zeki Öztürk TUR 14:06.20; 10, Jonny Danielson SWE 14:07.03; 11, Valdenor dos Santos BRA 14:35.00; 12, Chuluunbaatar Ariunsaikhan MGL 15:26.62; Mauricio González MEX & Dieudonné Lamothe HAI DNF; Davendra Singh FIJ DNS

Heat 2: 1, Boutayeb 13:53.75; 2, Baumann 13:54.07; 3, Mei 13:54.35; 4, Dio Castro 13:54.39; 5, Ondoro Osoro KEN 13:54.41; 6, Ian Hamer GBR 13:54.49; 7, Slawomir Majusiak POL 13:57.98; 8, Reuben Reina USA 13:59.19; 9, Martin Fiz ESP 13:59.52; 10, John Halvorsen NOR 14:14.85; 11, Katsuhito Kumagai JPN 14:20.84; 12, Gerard DeGaetano MLT 15:31.08; Daoude Kassougue MTN, Lucas Elonga GEQ & Addis Abebe ETH DNS

Heat 3: 1, Bayissa 13:41.59; 2, Denmark 13:46.25; 3, Ondieki 13:47.05; 4, Dom. Castro 13:47.61; 5, Ulmala 13:48.86; 6, Kennedy 13:53.56; 7, Antón 13:53.60; 8, Mohamed Issangar MAR 13:55.49; 9, Andrew Lloyd AUS 13:59.71; 10, Frank O'Mara IRL 14:03.19; 11, Kerry Rodger NZL 14:03.81; 12, Yahia Azaidj ALG 14:43.49; 13, Souley Oumarou NIG 14:52.89; 14, Obva Elengha CGO 15:37.13; 15, Charbi Tayeh LIB 16:13.21

Stuttgart 1993

Final (Aug 16)

1,	Ismael Kirui	KEN	13:02.75	WJR
2,	Haile Gebrselassie	ETH	13:03.17	
3,	Fita Bayissa	ETH	13:05.40	
4,	Worku Bikila	ETH	13:06.64	
5,	Khalid Skah	MAR	13:07.18	
6,	Brahim Jabbour	MAR	13:18.87	
7,	Aloÿs Nizigama	BDI	13:20.59	
8,	Paul Bitok	KEN	13:23.41	

9, Rob Denmark GBR 13:27.09; 10, Mathias Ntawulikura RWA 13:28.58; 11, Abel Antón ESP 13:40.21; 12, Jonny Danielson SWE 13:40.59; 13, Zoltán Káldy HUN 13:43.02; 14, Michael Chesire KEN 13:44.11; Aissa Belaout ALG DNF

The Kenyan trio succeeded brilliantly with their plan to unsettle their opponents and win the race. Chesire set a terrifically fast pace, accumulating a 20m lead after the first kilometre (2:31.76). He then eased up, allowing Kirui – the world junior record holder – to take over. After another lap it was time for the young Kenyan to make his victory bid. While the rest of the field wondered what was happening, Kirui covered the sixth lap in 60.21 and opened up a 20m gap within the space of 200m. He passed 3000m in 7:45.62 and continued to pull away. At 4000m, his lead was 40m.

The Ethiopian trio took turns to lead the chasing pack but made no impression until the final 600m when Bayissa and Gebrselassie pulled clear of the rest. Kirui's lead was 10m by the bell, but the Ethiopian pair were running for just the silver medal until the final straight when Gebrselassie finally realised that the young Kenyan might be within range.

The Kenyan managed to speed up sufficiently in his final lap (59.59) to hold off Gebrselassie (56.5). Bayissa took the bronze to add to his 1991 silver. Kirui not only broke his own world junior record, but also became the youngest ever male world champion at 18 years 177 days.

First round (First 4 & 3 fastest to final) (Aug 14)

Heat 1: 1, Denmark 13:41.55; 2, Bitok 13:41.57; 3, Bayissa 13:41.61; 4, Skah 13:41.72; 5, Bob Kennedy USA 13:42.17; 6, Carlos Monteiro POR 13:44.96; 7, Rainer Wachenbrunner GER 13:46.43; 8, Toshiinari Takaoka JPN 13:46.86; 9, Andrey Tikhonov RUS 13:53.25; 10, Alyan Al-Qahtani KSA 13:56.59; 11, Phillip Clode NZL 13:56.94; 12, Ramachandran Murusamy MAS 14:33.22; 13, Keiruan Tawai VAN 15:43.73; James Lynch AHO DNF

Heat 2: 1, Bikila 13:27.14; 2, Kirui 13:27.50; 3, Nizigama 13:34.72; 4, Ntawulikura 13:36.66; 5, Mustapha Essaid FRA 13:40.21; 6, Brahim Boutayeb MAR 13:42.30; 7, Jon Brown GBR 13:46.20; 8, Michal Bartoszak POL 13:52.95; 9, Bahadur Prasad IND 13:53.59; 10, Peter O'Donoghue AUS 14:12.99; 11, Gopal Thein Win MYA 14:14.62; 12, Valdenor dos Santos BRA 14:39.29; 13, Davendra Singh FIJ 15:01.72; Ovidiu Olteanu ROU DNF

Heat 3: 1, Gebrselassie 13:25.27; 2, Jabbour 13:26.06; 3, Chesire 13:26.13; 4, Belaout 13:29.12; 5, Antón 13:30.32; 6, Danielson 13:34.05; 7, Káldy 13:37.20; 8, Philimon Hanneck ZIM 13:49.42; 9, Jan Pesava CZE 14:02.00; 10, John Nuttall GBR 14:11.30; 11, Greg Whiteley USA 14:11.48; 12, Ahmad Zarekar IRI 14:48.07; 13, Souley Oumarou NIG 15:29.14; Mohamed Moosa Ahmed PLE DNS

Gothenburg 1995

Final (Aug 13)

1,	Ismael Kirui	KEN	13:16.77
2,	Khalid Boulami	MAR	13:17.15
3,	Shem Kororia	KEN	13:17.59
4,	Smail Sghir	MAR	13:17.86
5,	Brahim Lahlafi	MAR	13:18.89
6,	Worku Bikila	ETH	13:20.12
7,	Bob Kennedy	USA	13:32.10
8,	Fita Bayissa	ETH	13:34.52

9, Dieter Baumann GER 13:39.98; 10, Philemon Hanneck ZIM 13:41.28; 11, Gennaro Di Napoli ITA 13:46.51; 12, Mark Carroll IRL 13:46.80; 13, Anacleto Jiménez ESP 13:48.53; 14, John Nuttall GBR 13:49.25; 15, Abdellah Béhar FRA 14:19.04

In the absence of the two most recent world record breakers – Moses Kiptanui and Haile Gebrselassie – the pace was slow, just 2:17.66 after 800m. The race speeded up on the third lap thanks to defending champion Kirui. He and Bikila took turns to lead through 2000m (5:28.98), 3000m (8:05.20) and 4000m (10:44.25). As the pace quickened, the non-African challengers fell back. Instead the race was down to three Moroccans (Boulami, Sghir and Lahlafi), two Kenyans (Kirui and Kororia), and Bikila.

The Ethiopian edged ahead momentarily with three laps remaining, but thereafter Kirui was in front. The relaxed Kenyan speeded up when Lahlafi challenged with 500m to go. He led all the way around the last lap (56.56), repelling another attack from Sghir and withstanding the finishing kicks of Lahlafi and Kororia.

First round (First 4 & 3 fastest to final) (Aug 11)

Heat 1: 1, Baumann 13:30.59; 2, Lahlafi 13:31.21; 3, Hanneck 13:31.93; 4, Bikila 13:32.47; 5, Enrique Molina ESP 13:32.87; 6, Rob Denmark GBR 13:37.14; 7, Simon Chemoiwo KEN 13:39.04; 8, Reda Benzine ALG 13:45.39; 9, Hamid Sadjadi IRI 13:53.40; 10, Jan Pesava CZE 13:53.86; 11, Panayiotis Papoulias GRE 14:00.93; 12, Atiq Naaji FRA 14:06.28; 13, Bahadur Prasad IND 14:09.51; 14, Jim Spivey USA 14:25.39; 15, Mahmoud-Hasini Swiss JOR 14:38.15; Paulo Guerra POR DNS

Heat 2: 1, Di Napoli 13:23.87; 2, Boulami 13:24.05; 3, Carroll 13:24.19; 4, Kirui 13:24.30; 5, Jiménez 13:24.83; 6, Nuttall 13:25.18; 7, Béhar 13:26.70; 8, Robert Stefko SVK 13:30.70; 9, Mark Coogan USA 13:36.86; 10, Aurelio Miti ANG 13:40.12; 11, Vener Kashayev RUS 13:45.35; 12, Silvio Guerra ECU 13:45.81; Abdel Kareem Moti PLE & José Ramos POR DNF; Haile Gebrselassie ETH & Charles Mulinga ZAM DNS

Heat 3: 1, Sghir 13:24.56; 2, Bayissa 13:25.19; 3, Kororia 13:25.27; 4, Kennedy 13:26.72; 5, Shaun Creighton AUS 13:29.43; 6, Manuel Pancorbo ESP 13:33.74; 7, Ricardo Herrera MEX 13:35.90; 8, Cormac Finnerty IRL 13:36.01; 9, Mohamed Ezzher FRA 13:37.05; 10, Yahia Azaidj ALG 13:47.63; 11, Rudy Walem BEL 13:59.87; 12, Adrian Passey GBR 14:08.06; 13, Sipho Dlamini SWZ 14:34.99; 14, Ali Awad LIB 14:46.80; 15, Said Gomez PAN 15:07.13; Alyan Al-Qahtani KSA DNS

Athens 1997

Final (Aug 10)

1,	Daniel Komen	KEN	13:07.38
2,	Khalid Boulami	MAR	13:09.34
3,	Tom Nyariki	KEN	13:11.09
4,	Smail Sghir	MAR	13:17.45
5,	Dieter Baumann	GER	13:17.64
6,	Bob Kennedy	USA	13:19.45
7,	El Hassan Lahssini	MAR	13:20.52
8,	Enrique Molina	ESP	13:24.54

9, Manuel Pancorbo ESP 13:25.78; 10, Fita Bayissa ETH 13:25.98; 11, Abdellah Béhar FRA 13:29.10; 12, Worku Bikila ETH 13:30.02; 13, Paul Bitok KEN 13:30.25; 14, Dionisio Castro POR 13:31.74; 15, Pablo Olmedo MEX 14:05.59

The title remained in Kenyan hands even though Kirui, seeking a hat-trick of victories, failed to survive his heat. With Gebrselassie opting only for the 10,000m, the overwhelming favourite was Komen whose exploits during 1997 included a Commonwealth 1500 record of 3:29.46, a Kenyan mile record of 3:46.38, a barrier-breaking world 2 miles best of 7:58.61 and a world 5000 record of 12:39.74. In Athens the early pace was very slow before first Baumann and then Nyariki pepped it up with a third kilometre covered in 2:32.12. Shortly afterwards Komen bolted ahead, running a sub-58 eighth lap and building

up a big lead. He was 40m up at the bell and although the gap was narrowed considerably on the last lap by Boulami, who outkicked Nyariki for silver, Komen completed his final 3000m in 7:33.9!

First round (First 5 & 5 fastest to final) (Aug 8)

Heat 1: 1, Sghir 13:19.69; 2, Baumann 13:19.81; 3, Komen 13:19.87; 4, Molina 13:22.74; 5, Bitok 13:24.85; 6, Béhar 13:26.50; 7, Bikila 13:31.18; 8, Alan Culpepper USA 13:34.74; 9, Anacleto Jiménez ESP 13:36.55; 10, Keith Cullen GBR 13:42.40; 11, Ahmad Warsama QAT 13:49.55; 12, Sergey Drygin RUS 13:55.56; 13, Jeff Schiebler CAN 13:57.31; 14, Mark Carroll IRL 13:57.88; 15, Rob Denmark GBR 13:58.08; 16, Ali El-Zaidi LBA 13:58.26; 17, Néstor García URU 14:12.15; 18, Francis Munthali MAW 14:14.80; Jonathan Wyatt NZL DNF; Marco A. Condori BOL DNS

Heat 2: 1, Kennedy 13:23.07; 2, Boulami 13:23.46; 3, Nyariki 13:23.55; 4, Lahssini 13:23.75; 5, Castro 13:24.51; 6, Pancorbo 13:25.71; 7, Olmedo 13:27.65; 8, Bayissa 13:28.54; 9, Ismael Kirui KEN 13:34.52; 10, Ayele Mezegebu ETH 13:38.96; 11, Mustapha Essaïd FRA 13:39.11; 12, Panayiotis Papoulias GRE 13:58.27; 13, Brian Baker USA 14:03.95; 14, Adrian Passey GBR 14:07.49; 15, Samuli Vasala FIN 14:10.92; 16, Yohannes Ghirmai ERI 14:59.47; 17, Kama Lekade TOG 15:00.21; 18, Yeli Moussa NIG 15:00.61

Seville 1999

Final (Aug 28)

1,	Salah Hissou	MAR	12:58.13
2,	Benjamin Limo	KEN	12:58.72
3,	Mohammed Mourhit	BEL	12:58.80
4,	Brahim Lahlafi	MAR	12:59.09
5,	Daniel Komen	KEN	13:04.71
6,	Fita Bayissa	ETH	13:13.86
7,	Haylu Mekonnen	ETH	13:18.97
8,	Million Wolde	ETH	13:20.81

9, Bob Kennedy USA 13:23.52; 10, Pablo Olmedo MEX 13:27.74; 11, Manuel Pancorbo ESP 13:32.12; 12, Adam Goucher USA 13:39.24; 13, Isaac Viciosa ESP 13:49.59; 14, Mark Carroll IRL 13:52.23; Brahim Jabbour MAR DNF

Led by Hissou, natives of Morocco claimed three of the top four places in a race in which the first non African-born finisher, Kennedy, filled ninth place nearly half a lap behind the winner. Kennedy led at 1000m in a pedestrian 2:38.16 but on the fourth lap Hissou tested the opposition with a 59.91 before conceding the lead to Limo. Hissou tried another burst leading up to 3000m (7:52.54), opening up 6m over Limo and Lahlafi with defending champion Komen next. He eased again and Komen took over for a lap before Hissou regained the lead.

With 600m to go the race was between Hissou, Lahlafi and Mourhit (a Moroccan who now runs for Belgium and was contesting his first major track final), with Limo and Komen detached. At the bell (12:01.94) it was Lahlafi ahead, and 200m out (12:30.39) it was Mourhit, but Hissou sprinted to victory. The fastest finisher was Limo, who moved from fourth to second in the late stages with a 26.9 final 200m. The first four broke 13 minutes and the championship record of 13:02.75.

First round (First 5 & 5 fastest to final) (Aug 25)

Heat 1: 1, Lahlafi 13:34.26; 2, Bayissa 13:35.33; 3, Hissou 13:36.60; 4, Limo 13:36.79; 5, Wolde 13:36.89; 6, Kennedy 13:37.51; 7, Mustapha Essaïd FRA 13:37.87; 8, Alberto García ESP 13:39.56; 9, Mizan Mehari AUS 13:48.43; 10, Sergey Lebed UKR 13:52.10; 11, Philip Mosima KEN 13:52.56; 12, Marius Bakken NOR 13:53.07; 13, Keith Cullen GBR 13:53.92; 14, David Galván MEX 13:54.29; 15, Joseph Nsengiyumya RWA 14:10.16; 16, Samuli Vasala FIN 14:11.20; 17, Mustapha Hassan Dukal DJI 14:33.74; 18, Moussa Yelli NIG 14:57.22

Heat 2: 1, Mourhit 13:28.96; 2, Mekonnen 13:29.00; 3, Komen 13:29.39; 4, Jabbour 13:29.42; 5, Goucher 13:29.49; 6, Olmedo 13:29.95; 7, Viciosa 13:31.27; 8, Pancorbo 13:32.61; 9, Carroll 13:34.98; 10, Halez Taguelmint FRA 13:40.57; 11, Rob Denmark GBR 13:41.28; 12, Lee Troop AUS 13:42.96; 13, Yonas Kifle ERI 13:46.82; 14, Toshinari Takaoka JPN 13:47.44; 15, Salvatore Vincenti ITA 14:03.36; 16, Eric Quiros CRC 14:04.64; 17, Dan Browne USA 14:18.51; António Pinto POR DNS

Edmonton 2001

Final (Aug 10)

1,	Richard Limo	KEN	13:00.77
2,	Million Wolde	ETH	13:03.47
3,	John Kibowen	KEN	13:05.20
4,	Alberto García	ESP	13:05.60
5,	Smail Sghir	FRA	13:07.71

6,	Sammy Kipketer	KEN	13:08.46
7,	Abiyote Abate	ETH	13:14.07
8,	Haylu Mekonnen	ETH	13:20.24

9, Marius Bakken NOR 13:22.07; 10, Adam Goucher USA 13:24.00; 11, Driss El Himer FRA 13:28.14; 12, Mohamed Aryn MAR 13:28.90; 13, Saïd El Wardi MAR 13:43.40; 14, Isaac Viciosa ESP 14:01.32; Ali Saïd-Sief ALG DQ (r40.1) (13:02.16)

The Kenyans worked together to defeat the Algerian favourite Ali Saïd-Sief. First Richard Limo raced through the first lap in 59.07, then Sammy Kipketer took over to pass 1000m in 2:31.51. He led by 15m at 2000m (5:09.48) and was still 10m up at 3000m (7:51.18). After then, Saïd-Sief moved ahead and his 61.32 10th lap succeeded in reducing the leading pack from 10 to three: himself, Limo and Olympic Champion Wolde. The Algerian ran strongly, but he had no response when Limo launched his finishing kick. The Kenyan sprinted past around the last bend and covered the last 100m in 13.2 to Saïd-Sief's 15.2. The winner's final lap was covered in 55.3.

"We decided that it was the time to get the Kenyans back to winning races," said Limo, "so we sat down and planned how the race would be won."

Saïd-Sief was later disqualified and suspended for two years after failing a doping control test.

First Round (First 5 & 5 fastest to final) (Aug 6)

Heat 1: 1, Wolde 13:28.76; 2, Limo 13:28.78; 3, Himer 13:28.87; 4, Abate 13:28.88; 5, Kipketer 13:28.90; 6, Bakken 13:32.34; 7, Viciosa 13:32.39; 8, Wardi 13:36.24; 9, Mark Carroll IRL 13:37.27; 10, Mauricio Díaz CHI 13:38.07; 11, Khoudir Aggoune ALG 13:43.95; 12, Pablo Olmedo MEX 14:02.90; 13, Mohammed Yagoub SUD 14:03.27; 14, Ali El-Zaidi LBA 14:16.08; 15, Nick Rogers USA 14:33.39; 16, Esam Salah Juaim YEM 15:21.11; 17, Chamkaur Singh Dhaliwal SIN 15:23.56; Saïd-Sief DQ (r40.1) (13:28.58)

Heat 2: 1, Mekonnen 13:32.11; 2, Sghir 13:32.60; 3, Goucher 13:32.92; 4, García 13:33.64; 5, Aryn 13:34.54; 6, Kibowen 13:35.09; 7, Samir Moussaoui ALG 13:40.09; 8, Ahmed Warsama QAT 13:41.07; 9, Sergiy Lebid UKR 13:43.78; 10, Yonas Kifle ERI 13:44.16; 11, Enrique Molina ESP 13:45.97; 12, Dennis Jensen DEN 13:47.90; 13, Mike Openshaw GBR 14:00.84; 12, Jafar Babakhani IRI 14:14.64; 15, Rodwell Kamwendo MAW 14:21.44; 16, Tom Compernelle BEL 14:27.83; 17, Jeremy Deere CAN 14:30.92

Paris 2003

Final (Aug 31)

1,	Eliud Kipchoge	KEN	12:52.79
2,	Hicham El Guerrouj	MAR	12:52.83
3,	Kenenisa Bekele	ETH	12:53.12
4,	John Kibowen	KEN	12:54.07
5,	Abraham Chebii	KEN	12:57.74
6,	Gebre-egziabher Gebremariam	ETH	12:58.08
7,	Richard Limo	KEN	13:01.13
8,	Zersenay Tadesse	ERI	13:05.57

9, Juan Carlos de la Ossa ESP 13:21.04; 10, Abderrahim Goumri MAR 13:23.67; 11, Abiyote Abate ETH 13:23.81; 12, Alejandro Suárez MEX 13:24.51; 13, Christian Belz SUI 13:26.02; 14, Moukhléd Al-Outaibi KSA 13:38.92; 15, Jorge Torres USA 13:43.37

El Guerrouj and Bekele each were bidding for a second Paris gold. The former had won at 1500m four days before this final, while the Ethiopian had taken the 10,000m title one week earlier. It was Bekele who attacked at the start, covering the first three kilometres in 2:31.94, 2:35.33 and 2:38.17 (7:45.44 at 3000m). In the seventh lap, with eight men in contention, the pace slowed with Bekele a reluctant leader. World junior record holder Kipchoge took over and presided over a 2:43.02 fourth kilometre.

El Guerrouj then repeated his tactic from the 1500m final, to wear down the opposition with a kick 800m from home. He ran the penultimate lap in 59.7 and the race was down to five: himself, Kipchoge, Bekele, Kibowen and Chebii. The two elder Kenyans lost touch, but Kipchoge and Bekele closed in on the Moroccan on the final bend. Could El Guerrouj hold on like in the 1500m final? No, because the 18 year-old Kipchoge edged past in the final 50m. Bekele's finishing sprint wasn't quite as quick as in the 10,000m and he settled for the bronze.

First round (First 5 & 5 fastest to final) (Aug 28)

Heat 1: 1, Bekele 13:38.03; 2, Kipchoge 13:38.73; 3, Kibowen 13:40.72; 4, Goumri

10,000 Metres**Helsinki 1983****Final (Aug 9)**

1, Alberto Cova	ITA	28:01.04																		
2, Werner Schildhauer	GDR	28:01.18																		
3, Hansjörg Kunze	GDR	28:01.26																		
4, Martti Vainio	FIN	28:01.37																		
5, Gidamis Shahanga	TAN	28:01.93																		
6, Carlos Lopes	POR	28:06.78																		
7, Nick Rose	GBR	28:07.53																		
8, Christoph Herle	FRG	28:09.05																		
9, Mohamed Kedir	ETH	28:09.92; 10, Bekele Debele	ETH	28:11.13; 11, Antonio Prieto	ESP	28:11.57; 12, Steve Jones	GBR	28:15.03; 13, Mark Nenow	USA	28:17.28; 14, Fernando Mamede	POR	28:18.39; 15, Bill McChesney	USA	28:34.46; 16, José Gómez	MEX	28:42.61; 17, Alberto Salazar	USA	28:48.42; Henrik Jørgensen	DEN	DNS

At the previous year's European Championships, Alberto Cova had unexpectedly outsprinted the German Werner Schildhauer for the gold medal. The fact that history repeated itself in Helsinki did not detract from the most exciting of finishes to a long distance race.

On paper the Portuguese pair of Lopes and Mamede were favourites, and the latter won his heat in a fast 27:45.54. Mamede was not to be a factor in the final, run at a fluctuating but generally slow pace. Shahanga, Kedir and Debele took turns in front. The time at halfway was 14:07.11, with the field closely packed. On the 19th lap, Vainio spurred ahead with a 62.9 lap, but the pace slowed to 71.0 for the next circuit with Kedir in front.

With three laps left, Kedir and Lopes were at the front with 13 men still in contention. Halfway down the finishing straight before the bell, the imposing Schildhauer burst to the front. Kunze and Vainio followed, then the German pulled away to lead by 5m down the back-straight. Shahanga and Cova completed the chasing group of four behind Schildhauer.

The German showed no signs of fading, but Kunze gradually closed the gap around the final bend. Schildhauer hung on in front as the other four ran wide on the finishing straight. The race was almost over but any one of the five was still in a position to win. Try as he might, Kunze could not get past his team mate, and it looked as if Vainio would take a bronze behind the two Germans. Suddenly Cova, running in lane 4, began moving quicker than anyone. He went from fifth to first in the last 30m, having clocked 38.7 for his last 300m.

First round (First 5 & 8 fastest to final) (Aug 7)

Heat 1: 1, Mamede 27:45.54; 2, Cova 27:46.61; 3, Shahanga 27:46.93; 4, Schildhauer 27:47.03; 5, Prieto 27:47.34; 6, Jones 27:47.57; 7, Debele 27:49.30; 8, Nenow 27:52.41; 9, Jørgensen 28:06.74; 10, Rodolfo Gómez MEX 28:25.38; 11, John Treacy IRL 28:35.58; 12, Roy Andersen NOR 29:03.45; 13, Boualem Rahoui ALG 29:10.95; 14, Domingo Tibaduiza COL 29:23.86; 15, Antoine Nivyobizi BDI 30:45.10; 16, Ramon López PAR 31:27.01; Markus Ryffel SUI DNF; Mehmet Yurdadön TUR DNS

Heat 2: 1, Kunze 28:04.69; 2, Lopes 28:05.62; 3, Rose 28:06.05; 4, Herle 28:06.71; 5, Kedir 28:07.16; 6, Vainio 28:07.47; 7, Gómez 28:07.57; 8, McChesney 28:08.13; 9, Salazar 28:10.10; 10, Steve Binns GBR 28:12.79; 11, Peter Butler CAN 28:13.16; 12, Zacharia Barie TAN 28:22.06; 13, Musa Goda SUD 28:38.03; 14, Kunimitsu Ito JPN 29:49.04; 15, Ronald Lanzoni CRC 30:18.60; 16, Toumane Saïd COM 34:24.62; Stane Rozman YUG DNF; Birhanu Girma ETH DNS; Dietmar Millionig AUT DNS

Rome 1987**Final (Aug 29)**

1, Paul Kipkoech	KEN	27:38.63																						
2, Francesco Panetta	ITA	27:48.98																						
3, Hansjörg Kunze	GDR	27:50.37																						
4, Arturo Barrios	MEX	27:59.66																						
5, Steve Binns	GBR	28:03.08																						
6, Martin Vrabel	TCH	28:05.59																						
7, Spyros Andriopoulos	GRE	28:07.17																						
8, Steve Plasencia	USA	28:11.38																						
9, Jean-Louis Prianon	FRA	28:19.47; 10, Rolando Vera	ECU	28:20.24; 11, Ezequiel Canario	POR	28:28.24; 12, Mats Erixon	SWE	28:29.08; 13, Paul Arpin	FRA	28:29.21; 14, Zhang Guowei	CHN	28:30.00; 15, Jon Solly	GBR	28:31.97; 16, Salvatore Antibo	ITA	28:33.77; 17, Markus Ryffel	SUI	28:34.58; 18, Brian Sheriff	ZIM	28:34.96; 19, Paul McCloy	CAN	28:41.89; 20, Kozo Akutsu	JPN	28:45.89; 21,

Ed Eyestone USA 29:00.33; 22, Some Muge KEN 29:06.40; 23, Haji Bulbula ETH 29:10.45; 24, Wodajo Bulti ETH 29:17.09; 25, Habib Romdani TUN 29:21.35; 26, John Treacy IRL 29:22.14; Martti Vainio FIN & Paul Williams CAN DNF; Gerard Donakowski USA & Gerhard Hartmann AUT DNS

Knowledgeable observers had pencilled in Kipkoech as a probable winner after his victory at the 1987 African Championships, where he clocked 28:34.77 at high altitude. He dominated the race, unsettling the other runners with a 60-second fifth lap before allowing the pace to slow to 14:13.07 at halfway. At this point, Kipkoech surged again, this time sustaining the pace. He clocked 2:36.8 for the seventh kilometre, by which time he had dropped Panetta, the only man who had tried to cover the change of pace. The Kenyan, wearing a white headband, won in a championship record, having run the second half of the race in an unbelievable 13:25.57.

Several runners were confused at the finish by the lap marker which had been displaying only the number of laps required by the leaders. As a result, some stopped a lap too early and some, like Vainio, who would have placed in the first six, did not bother to restart.

The world of athletics was saddened by the news that on March 13, 1995, Paul Kipkoech (aged 32) died of cerebral malaria and tuberculosis.

Tokyo 1991**Final (Aug 26)**

1, Moses Tanui	KEN	27:38.74																						
2, Richard Chelimo	KEN	27:39.41																						
3, Khalid Skah	MAR	27:41.74																						
4, Thomas Osano	KEN	27:53.66																						
5, Richard Nerurkar	GBR	27:57.14																						
6, Aloÿs Nizigama	BDI	28:03.03																						
7, Mathias Ntawulikura	RWA	28:10.38																						
8, Hammou Boutayeb	MAR	28:12.77																						
9, Alejandro Gómez	ESP	28:13.14; 10, Koichi Morishita	JPN	28:13.71; 11, Haruo Urata	JPN	28:18.15; 12, Stéphane Franke	GER	28:20.00; 13, Addis Abebe	ETH	28:33.44; 14, Marti ten Kate	NED	28:33.49; 15, Eamonn Martin	GBR	28:35.82; 16, Andy Bristow	GBR	28:47.01; 17, Aaron Ramirez	USA	28:47.56; 18, Fernando Couto	POR	28:48.05; 19, Katsumi Ikeda	JPN	28:50.25; 20, Salvatore Antibo	ITA	28:52.41

The Kenyan trio ran as a team to meet the challenge of the two-time World Cross Country Champion Skah. While Chelimo, the world junior record holder, and Tanui set a fast pace, Osano was under instructions to slow the pace of the chasing pack which would include Skah. The race went to plan, with Chelimo passing halfway in 13:30.27, well inside world record pace. Tanui was 25m back and a similar distance in front of Antibo and Skah.

Tanui, the Kenyan champion, caught the slowing Chelimo on the 17th lap by which time the two had a lead of 60m. Antibo, reportedly suffering from a blackout, dropped back. The chasing group comprised Osano, Skah and Nerurkar. The Moroccan appeared to be the only one capable of preventing a Kenyan victory, but he got no help in trying to close the gap. Osano was unwilling and the Briton was already running above himself. Skah made up 20m on laps 22 and 23 but was still 35m behind at the bell. This gap closed further on the final lap but the Kenyan pair were never in danger. Their own private battle was won by Tanui in the finishing straight.

First round (First 8 & 4 fastest to final) (Aug 24)

Heat 1: Skah 28:23.28; 2, Martin 28:23.42; 3, Osano 28:23.56; 4, Ntawulikura 28:23.75; 5, Nizigama 28:23.80; 6, Ramirez 28:24.52; 7, Urata 28:24.70; 8, Tanui 28:25.52; 9, Franke 28:30.13; 10, Morishita 28:34.29; 11, Geraldo de Assis BRA 28:51.25; 12, Antonio Prieto ESP 28:57.28; 13, Carey Nelson CAN 29:07.27; 14, John Mwachira MAW 30:31.43; 15, Chuluunbaatar Ariunsaikhan MGL 30:50.77; 16, Gerard Degaetano MLT 31:03.21; 17, Lucas Eningo Elonga GEQ 35:31.57; Antonio Sillio ARG & John Halvorsen NOR DNF; Arturo Barrios MEX DNS

Heat 2: 1, Abebe 28:23.77; 2, Chelimo 28:23.79; 3, Nerurkar 28:24.03; 4, Ikeda 28:26.14; 5, Boutayeb 28:26.54; 6, Antibo 28:26.72; 7, Couto 28:27.56; 8, Gomez 28:29.37; 9, ten Kate 28:31.66; 10, Bristow 28:41.60; 11, Steve Plasencia USA 28:47.13; 12, Jesús Herrera MEX 28:59.22; 13, Vincent Rousseau BEL 28:59.34; 14, Zoltán Kaldy HUN 29:00.89; 15, José Manuel Albertosa ESP 29:20.92; 16, Ahmed Al Hamshani JOR 31:13.52; Manny Lolín MHL DNF; Miguel Angel Vargas CRC, Manuel Moreno CPV & Silvio Guerra ECU DNS

Stuttgart 1993

Final (Aug 22)

1,	Haile Gebrselassie	ETH	27:46.02
2,	Moses Tanui	KEN	27:46.54
3,	Richard Chelimo	KEN	28:06.02
4,	Stéphane Franke	GER	28:10.69
5,	Aloÿs Nizigama	BDI	28:13.43
6,	Francesco Panetta	ITA	28:27.05
7,	Todd Williams	USA	28:30.49
8,	Antonio Sileo	ARG	28:36.88
9,	Germán Silva MEX	28:39.47;	10, William Sigei KEN 28:54.39; 11, Antonio Serrano ESP 29:04.10; 12, Salvatore Antibo ITA 29:10.83; 13, Boay Akonay TAN 29:15.13; 14, Armando Quintanilla MEX 29:32.34; 15, Tadashi Fukushima JPN 29:46.70; 16, José Carlos Adán ESP 30:04.34; 17, Dan Nelson USA 30:41.72; Fita Bayissa ETH DNF; Oleg Strizhakov RUS DNF; Rolando Vera ECU DNF

Once again Chelimo – who briefly held the world record the previous month – and Tanui were representing Kenya. Both took turns in front, but the pace was erratic. The leader at halfway (13:59.38) was 5000m bronze medallist Bayissa, but the Ethiopian dropped out soon afterwards, leaving Chelimo in front. Surprisingly the young Kenyan fell back, and at 8000m the race had developed into a duel between Tanui and Gebrselassie, who had narrowly failed to win the 5000m six days earlier.

The Ethiopian upset the Kenyan by refusing to lead and catching his heels when Tanui slowed the pace. With six laps to go the Kenyan turned to remonstrate. The situation boiled over at the start of the final lap when Tanui kicked off his left shoe. Then with one bare foot, he sprinted vigorously and was 10m up on the Ethiopian on the last bend. Gebrselassie, finishing even more quickly than he did in the 5000m final, closed the gap and flew past in the homestretch. His last lap took 54.98 to Tanui's 55.66.

Tanui was furious after the finish and, after retrieving his lost shoe, angrily waved it at Gebrselassie when the Ethiopian attempted to shake hands. "He kept stepping on my shoes," complained Tanui. "You tell me how my shoe fell off without him making it happen."

First round (First 8 & 4 fastest to final) (Aug 20)

Heat 1: 1, Sileo 28:16.62; 2, Gebrselassie 28:17.95; 3, Tanui 28:18.56; 4, Chelimo 28:18.70; 5, Akonay 28:18.97; 6, Franke 28:19.11; 7, Panetta 28:20.49; 8, Silva 28:22.16; 9, Adán 28:23.08; 10, Steve Plasencia USA 28:40.69; 11, Fackson Nkandu ZAM 29:03.67; 12, Steve Moneghetti AUS 29:21.18; 13, Domingos Castro POR 29:35.47; 14, Nozomi Saho JPN 29:36.40; 15, John Mwathiwa MAW 29:45.55; Zoltán Káldy HUN DNF; Mohamed Moosa Ahmed PLE DNF; José Regalo POR DNF

Heat 2: 1, Antibo 28:27.48; 2, Bayissa 28:28.32; 3, Sigei 28:28.33; 4, Williams 28:28.62; 5, Nelson 28:28.76; 6, Nizigama 28:29.18; 7, Fukushima 28:29.49; 8, Strizhakov 28:29.84; 9, Serrano 28:31.48; 10, Quintanilla 28:34.57; 11, Vera 28:35.45; 12, Martin Pitayo MEX 28:54.23; 13, Tendai Chimusasa ZIM 28:57.68; 14, Luis Jesus POR 29:12.00; 15, Jun Hiratsuka JPN 29:12.22; 16, Ramachandran Murusamy MAS 29:38.97; 17, Gopal Thein Win MYA 29:56.61; Mathias Ntawulikura RWA DNS

Gothenburg 1995

Final (Aug 8)

1,	Haile Gebrselassie	ETH	27:12.95
2,	Khalid Skah	MAR	27:14.53
3,	Paul Tergat	KEN	27:14.70
4,	Salah Hissou	MAR	27:19.30
5,	Josephat Machuka	KEN	27:23.72
6,	Joseph Kimani	KEN	27:30.02
7,	Stéphane Franke	GER	27:48.88
8,	Paulo Guerra	POR	27:52.55
9,	Todd Williams USA	27:52.87;	10, Toshiyuki Hayata JPN 27:53.12; 11, Domingos Castro POR 27:53.42; 12, Yasuyuki Watanabe JPN 27:53.82; 13, Germán Silva MEX 27:55.34; 14, Assefa Mezegebu ETH 27:56.06; 15, Mathias Ntawulikura RWA 27:57.92; 16, Alejandro Gómez ESP 27:59.38; 17, Hendrick Ramaala RSA 28:00.08; 18, Stefano Baldini ITA 28:08.39; 19, Antonio Pinto POR 28:26.42; Abel Antón ESP DNF

There was a sensation in the first round when Kenyan champion Machuka raced to a championship record of 27:29.07. Eleven men broke 28 minutes behind him. The other heat was slower and significantly all three medallists came from the first race.

The first lap in the final was slow (70.44). Then Williams made a brave bid for a medal by racing into a lead of 60m after three laps. He was caught on lap nine by Kimani, who was shadowed by Gebrselassie, the world record holder and defending champion. Skah, Hissou, Kimani, Machuka and Franke completed the leading pack at halfway (13:46.20). Franke was the first to be dropped, followed by Kimani then Machuka. Hissou took over with 600m to go and at the bell (26:16.83), he led from Gebrselassie, Skah and Tergat.

Suddenly on the final bend, the Ethiopian unleashed a breathtaking sprint to leave the other three with no chance. He was timed at 25.1 for the last 200m despite launching his kick with only 180m to go. The Ethiopian's final lap was 56.0, and he lowered the championship record again to 27:12.95. Skah and Tergat also produced fine closing sprints, but were 20m down at the finish. Later that evening, Gebrselassie could be seen running around the streets of Gothenburg thronged by a huge group of Ethiopian supporters.

First round (First 8 & 4 fastest to final) (Aug 5)

Heat 1: 1, Gebrselassie 28:10.66; 2, Tergat 28:10.78; 3, Pinto 28:11.47; 4, Guerra 28:11.94; 5, Mezegebu 28:11.96; 6, Skah 28:11.99; 7, Hayata 28:12.77; 8, Williams 28:13.83; 9, Paul Evans GBR 28:14.76; 10, Stephan Freigang GER 28:17.04; 11, Martin Pitayo MEX 28:24.20; 12, Rolando Vera ECU 28:33.10; 13, Andrew Panga TAN 28:44.44; 14, Kenji Takao JPN 28:47.01; 15, Antonio Serrano ESP 28:51.37; 16, Jeffrey Schiebeler CAN 29:12.20; 17, Arnold Mächler SUI 29:33.77; 18, Charles Mulinga ZAM 30:06.49; 19, Ismael Ould Adermaz MTN 33:04.49; Alyan Al-Qahtani KSA & Robbie Johnston NZL DNF

Heat 2: 1, Machuka 27:29.07; 2, Kimani 27:35.20; 3, Hissou 27:47.20; 4, Ntawulikura 27:47.93; 5, Castro 27:48.19; 6, Watanabe 27:48.55; 7, Silva 27:49.07; 8, Baldini 27:50.27; 9, Franke 27:50.93; 10, Antón 27:51.37; 11, Gómez 27:51.64; 12, Ramaala 27:54.59; 13, Chris Fox USA 28:32.67; 14, Jorge Márquez MEX 28:53.02; 15, Miroslav Vanko SVK 28:53.69; 16, Tom Ansberry USA 29:01.43; 17, Noel Berkeley IRL 29:16.69; Aloÿs Nizigama BDI, Antonio Sileo ARG & Fita Bayissa ETH DNF

Athens 1997

Final (Aug 6)

1,	Haile Gebrselassie	ETH	27:24.58
2,	Paul Tergat	KEN	27:25.62
3,	Salah Hissou	MAR	27:28.67
4,	Paul Koech	KEN	27:30.39
5,	Assefa Mezegebu	ETH	27:32.48
6,	Domingos Castro	POR	27:36.52
7,	Habte Jifar	ETH	28:00.29
8,	Julio Rey	ESP	28:07.06
9,	Stefano Baldini ITA	28:11.97;	10, Darren Wilson AUS 28:20.16; 11, Kamiel Maase NED 28:23.20; 12, Dominic Kirui KEN 28:28.13; 13, Abderrahim Zitouna MAR 28:29.09; 14, Hendrick Ramaala RSA 28:33.48; 15, Tendai Chimusasa ZIM 28:55.29; 16, Carsten Eich GER 28:59.34; 17, Said Berioui MAR 29:22.05; José Ramos POR 29:49.00; Toshinari Takaoka JPN DNS; Mohamed Mourhit BEL DNS

Unhappy running on such a hard track, Gebrselassie expended the least possible energy in stretching his world title win streak to three. As he remarked, "my win was very easy, unlike the one in the Olympics." Content to sit in while his compatriot Jifar led past halfway in a leisurely 13:58.79, and patiently biding his time as Koech picked up the pace after 7000m, Gebrselassie struck 530m out. His initial burst of speed was awesome and a 56.0 last lap allowed his closest pursuer, Tergat, no opportunity of getting on level terms, although he did narrow the deficit with a 55.2 last lap. Gebrselassie covered the second half in 13:25.1 with a final kilometre of 2:30.7. The first three finished in the same order as at the Atlanta Olympics – the only individual event in which that occurred in Athens.

First round (First 8 & 4 fastest to final) (Aug 3)

Heat 1: 1, Castro 28:07.04; 2, Mourhit 28:12.02; 3, Berioui 28:12.33; 4, Eich 28:12.46; 5, Koech 28:13.24; 6, Mezegebu 28:13.95; 7, Tergat 28:13.98; 8, Hissou 28:15.09; 9, Ramos 28:20.06; 10, Carlos de la Torre ESP 28:20.50; 11, Toshiyuki Hayata JPN 28:27.97; 12, Dan Middleman USA 28:56.76; 13, Marco A. Condori BOL 29:51.24; 14, Agustín Morán PAN 30:12.32

Heat 2: 1, Gebrselassie 27:55.36; 2, Jifar 27:55.71; 3, Kirui 27:56.62; 4, Zitouna 27:57.11; 5, Wilson 27:57.54; 6, Maase 27:57.78; 7, Rey 28:03.36; 8, Ramaala 28:05.70; 9, Takaoka 28:07.36; 10, Baldini 28:07.81; 11, Chimusasa 28:14.03; 12, Mohamed Ezzher FRA 28:47.48; 13, João N'Tyamba ANG 29:38.92; 14, Brad Barquist USA 29:43.01; 15, Margarito Zamora MEX 29:52.03; 16, Panayiotis Haramis GRE 30:08.60; 17, Georges Richmond PYF 31:48.17; Carlos Patricio POR & Zoltán Káldy HUN DNF

Seville 1999

Final (Aug 24)

1,	Haile Gebrselassie	ETH	27:57.27
2,	Paul Tergat	KEN	27:58.56
3,	Assefa Mezegebu	ETH	27:59.15
4,	Girma Tola	ETH	28:02.08
5,	António Pinto	POR	28:03.42
6,	Habte Jifar	ETH	28:08.82
7,	Benjamin Maiyo	KEN	28:14.98
8,	Kamiel Maase	NED	28:15.58
9,	David Chelule	KEN	28:17.77;
10,	Khalid Skah	MAR	28:25.10;
11,	Hendrick Ramaala	RSA	28:25.57;
12,	Toshinari Takaoka	JPN	28:30.73;
13,	Joao N'Tyamba	ANG	28:31.09;
14,	Enrique Molina	ESP	28:37.19;
15,	Ismail Sghyr	MAR	28:41.49;
16,	Said Berioui	MAR	28:46.77;
17,	Mohamed Ezzher	FRA	28:47.01;
18,	Kenji Takao	JPN	28:49.95;
19,	José Manuel Martínez	ESP	28:55.87;
20,	Satoshi Irihune	JPN	29:04.09;
21,	Brad Hauser	USA	29:18.21;
22,	Peter Julian	USA	29:20.31;
23,	Enoch Skosana	RSA	29:30.51;
24,	Alejandro Salvador	MEX	29:36.58;
25,	Bruno Toledo	ESP	29:39.28;
26,	Sean Kaley	CAN	29:52.35;
27,	Samir Moussaoui	ALG	30:20.24;
	Shadrack Hoff	RSA;	Alan Culpepper
	USA;	Jon Brown	GBR;
	Ali El-Zaidi	LBA;	Mohammed Al-Khawliani
	YEM	DNF	

Still only 26, Gebrselassie strengthened his claim to be considered the greatest of all long distance track runners by capturing his fourth successive world title at this distance. Run in searing heat, it was not surprising that the race opened cautiously, with Ramaala leading for most of the first half, until Gebrselassie took over for a while just prior to 5000m (14:17.17). It was during the eighth kilometre that Chelule injected a 62.88 lap but then the pace slowed again to 69s and there were still ten in contention with four laps remaining. The next took 66.25 and then European record holder Pinto burst ahead at 9 kilometres to rip through the 23rd lap in 62.21 with Gebrselassie in hot pursuit.

At the bell (27:02.90), after a 61.35 circuit, it was Gebrselassie ahead of Pinto, Mezegebu, Tola and Tergat, and a 54.37 last lap carried him to victory. The last kilometre took just 2:24.9. Tergat mustered a 55.1 last lap but although he moved into second place he never looked like catching the master.

Edmonton 2001

Straight Final (Aug 8)

1,	Charles Kamathi	KEN	27:53.25
2,	Assefa Mezegebu	ETH	27:53.97
3,	Haile Gebrselassie	ETH	27:54.41
4,	Yibeltal Admassu	ETH	27:55.24
5,	Fabián Roncero	ESP	27:56.07
6,	José Ríos	ESP	27:56.58
7,	Paul Kosgei	KEN	27:57.56
8,	John Cheruiyot Korir	KEN	27:58.06
9,	Habte Jifar	ETH	28:02.71
10,	Kamiel Maase	NED	28:05.41;
11,	Jaouad Gharib	MAR	28:05.45;
12,	José Manuel Martínez	ESP	28:06.33;
13,	Jeff Schiebler	CAN	28:07.06;
14,	Marco Mazza	ITA	28:08.00;
15,	Toshinari Takaoka	JPN	28:13.99;
16,	Abderrahim Goumri	MAR	28:14.06;
17,	Teodoro Vega	MEX	28:14.77;
18,	Alan Culpepper	USA	28:18.44;
19,	Abdi Abdirahman	USA	28:34.38;
20,	João N'tyamba	ANG	28:38.31;
21,	Said Berioui	MAR	28:38.80;
22,	Naoki Mishiro	JPN	28:42.68;
23,	Mebrathom Keflezighi	USA	28:44.48;
24,	Kamel Kohil	ALG	28:52.47;
25,	John Henwood	NZL	29:01.62;
	Aloÿs Nizigama	BDI;	Mohammed Mourhit
	BEL;	José Ramos	POR
	DNF		

Haile Gebrselassie was racing for the first time since an operation on his Achilles tendon in November 2000. The pace was moderate and no-one had been dropped as the large pack reached halfway in 14:15.11. The lead changed frequently but the four Ethiopians and three Kenyans were always prominent with Gebrselassie usually in second spot. With two laps to go, there was a pack of nine in front, the seven East Africans and two Spaniards.

Kosgei led at the bell, then Gebrselassie got to the pole position with 200m remaining. Everyone was expecting the Ethiopian to accelerate and collect a fifth title, but it was Kamathi who had easily the best finishing speed. He strode past Gebrselassie and smoothly sprinted away. A stunned Mezegebu also overtook Gebrselassie, who suffered his first defeat at 10,000m since 1993. Later it was revealed that the former champion had spent the previous three nights in a clinic suffering from flu.

After watching Kamathi's win, a dentist in Edmonton offered to replace for free the Kenyan's front tooth which had been missing since 1997.

Paris 2003

Straight Final (Aug 24)

1,	Kenenisa Bekele	ETH	26:49.57
2,	Haile Gebrselassie	ETH	26:50.77
3,	Sileshi Sihine	ETH	27:01.44
4,	Abdullah Ahmad Hassan	QAT	27:18.28
5,	John Cheruiyot Korir	KEN	27:19.94
6,	Wilberforce Talel	KEN	27:33.60
7,	Charles Kamathi	KEN	27:45.05
8,	Kamiel Maase	NED	27:45.46
9,	Karl Keska	GBR	27:47.89;
10,	Smail Sghir	FRA	27:54.87;
11,	David Galván	MEX	27:55.31;
12,	John Yuda	TAN	27:56.21;
13,	Fabiano Joseph	TAN	28:06.36;
14,	Alan Culpepper	USA	28:14.92;
15,	Teodoro Vega	MEX	28:31.71;
16,	Meb Keflezighi	USA	28:35.08;
17,	Cathal Lombard	IRL	28:36.43;
18,	Tomoo Tsubota	JPN	28:37.10;
19,	Dan Browne	USA	29:01.60;
	Dieter Baumann	GER;	Salim Kipsang
	KEN;	Michael Aish	NZL
	DNF;	José Manuel Martínez	ESP
	DNS		

Ethiopia gained revenge for Kamathi's win two years earlier with a display never seen before in a 10,000m race. The first 5000m was unremarkable, reached in 13:52.33 by Bekele, the multi World Cross Country Champion who had defeated his illustrious compatriot Gebrselassie in Hengelo the previous June. The two Ethiopians then worked together at a much quicker rate. Each ran laps of 61.2, and their sixth kilometre took just 2:34.52 (25:45 pace!). In third place was the Ethiopian number three, Sihine. Kamathi, Korir and Hassan stayed in touch but not for long. The Ethiopian pair – with Gebrselassie more often in front and Bekele looking more comfortable – continued to operate at sub-13 minute 5000m pace. Only Sihine kept up but he was dropped at the bell, where the elder Ethiopian led. Bekele followed before sprinting clear on the final bend. He won by 10m, having covered the final lap in 55.0, very quick considering the total time of 26:49.57 was the 10th-fastest in history. Gebrselassie's last lap was 56.23, but it was the pair's second half timings which were most remarkable: 12:57.24 and 12:58.8. Defending champion Kamathi – seventh this time – concluded "they were too strong."

In fourth place Hassan smashed the Asian record. Formerly a Kenyan international, he had been issued with a Qatari passport on August 9, 2003.

Helsinki 2005

Straight Final (Aug 8)

1,	Kenenisa Bekele	ETH	27:08.33
2,	Sileshi Sihine	ETH	27:08.87
3,	Moses Mosop	KEN	27:08.96
4,	Boniface Kiprop	UGA	27:10.98
5,	Martin Mathathi	KEN	27:12.51
6,	Zersenay Tadesse	ERI	27:12.82
7,	Abebe Dinkessa	ETH	27:13.09
8,	Abderrahim Goumri	MAR	27:14.64
9,	Nicholas Kemboi	QAT	27:16.22;
10,	Juan Carlos de la Ossa	ESP	27:33.42;
11,	Yonas Kifle	ERI	27:35.72;
12,	Charles Kamathi	KEN	27:37.82;
13,	Abdi Abdirahman	USA	27:52.01;
14,	Christian Belz	SUI	27:53.16;
15,	Gebre-egziabher Gebremariam	ETH	27:53.19;
16,	Sultan Khamis Zaman	QAT	27:53.33;
17,	Dieudonné Disi	RWA	27:53.51;
18,	John Yuda	TAN	27:57.31;
19,	Yuu Mitsuya	JPN	27:57.67;
20,	Mohammed Aymyn	MAR	28:12.59;
21,	Khalid El Amri	MAR	28:37.72;
22,	Terukazu Omori	JPN	28:59.46;
	Meb Keflezighi	USA	DNF

Twenty of the 23 starters were African-born, though five were representing countries outside that continent. The pace was modest through the first 6000m with the halfway point reached in 13:51.10, but the Ethiopians pushed the pace in the seventh kilometre with Bekele running that 1000m in 2:39. By this point the pack had dwindled to nine [three Ethiopians, two Kenyans and one each from Uganda, Qatar, Eritrea and Morocco]. The pace slowed (to 2:47.55) in the ninth kilometre as the runners prepared for the final rush. Mathathi led from the

9000m point until just before the bell, when Dinkessa led the Ethiopian charge. Only Mosop was able to latch on, and Bekele took the lead with 250m to go. Bekele ran his last 200m in 25.9 as he sped away to win by 4m, though frequently darting quick looks over his shoulder to ensure he was safe. Sihine held off Mosop for the silver. Bekele had retained his title with a tactically-run last half of 13:15.9, and a last 800m in 1:56.7.

Osaka 2007

Straight Final (Aug 27)

1,	Kenenisa Bekele	ETH	27:05.90																							
2,	Sileshi Sihine	ETH	27:09.03																							
3,	Martin Mathathi	KEN	27:12.17																							
4,	Zersenay Tadese	ERI	27:21.37																							
5,	Josephat Muchiri	KEN	27:31.41																							
6,	Gebre-egziabher Gebremariam	ETH	27:44.58																							
7,	Abdihakem Abdirahman	USA	27:56.62																							
8,	Kiprono Menjo	KEN	28:25.67																							
9,	Dathan Ritzenhein	USA	28:28.59; 10, Boniface Kiprof	UGA	28:30.99; 11, Galen Rupp	USA	28:41.71; 12, Kensuke Takezawa	JPN	28:51.69; 13, Tadese Tola	ETH	28:51.75; 14, Alejandro Suárez	MEX	28:52.19; 15, Wilson Busienei	UGA	29:24.72; 16, Dickson Marwa Mkami	TAN	29:25.91; 17, Kazuhiro Maeda	JPN	29:48.17; 18, Michael Aish	NZL	30:34.16; Simon Bairu	CAN;	Khalid El Aamri	MAR; Ahmad Hassan Abdullah & Essa Ismail Rashed	QAT	DNF

Having beaten Bekele at the World Cross-Country Championships in sweltering conditions, Tadese took on the pace in the hot (30°C) and humid (65%) Nagai Stadium. Kilometre splits varying between 2:43.2 and 2:45.6 took the field through halfway in 13:42.98, and burned off half of the contenders. By 8000m (21:54.58), only four were left in contention, with Bekele, Sihine and Mathathi latched on to the Eritrean.

Mathathi took the lead with three laps to go, and Tadese immediately lost touch. The Kenyan's next lap was covered in 61.12, but did not dissuade the two Ethiopians. Sihine went past Mathathi just after the bell, and raced ahead by up to eight metres. Some felt that Bekele might be heading for defeat, but he was effectively toying with the opposition. He simply changed gears and reeled his teammate in with 150m left, then flowed past in majestic fashion to win by 20m. His last lap took 55.51 compared with Sihine's 59.0, both substantially quicker than Mathathi's 62.2. For both Ethiopians it was a third consecutive 10,000m medal.

10,000 METRES

Multiple Medallists:

6	Haile Gebrselassie	ETH	93-1, 95-1, 97-1, 99-1, 01-3, 03-2
3	Paul Tergat	KEN	95-3, 97-2, 99-2
	Kenenisa Bekele	ETH	03-1, 05-1, 07-1
	Sileshi Sihine	ETH	03-3, 05-2, 07-2
2	Hansjörg Kunze	GDR	83-3, 87-3
	Richard Chelimo	KEN	91-2, 93-3
	Khalid Skah	MAR	91-3, 95-2
	Moses Tanui	KEN	91-1, 93-2
	Assefa Mezgebu	ETH	99-3, 01-2

Most Finals/Placings in Top Eight/Appearances:

6	Gebrselassie	93-1, 95-1, 97-1, 99-1, 01-3, 03-2
---	--------------	------------------------------------

National Placings:

	1	2	3	4	5	6	7	8	Points
ETH	7	4	3	2	1	2	2	-	126
KEN	3	4	4	2	4	2	3	2	116
GER	-	1	2	1	-	-	1	1	27
MAR	-	1	2	1	-	-	-	2	26
ITA	1	1	-	-	-	1	-	-	18
POR	-	-	-	-	1	2	-	1	11
GBR	-	-	-	-	2	-	1	-	10
ERI	-	-	-	1	-	1	-	-	8
ESP	-	-	-	-	1	1	-	1	8
BDI	-	-	-	-	1	1	-	-	7
FIN	-	-	-	1	-	-	-	-	5
MEX	-	-	-	1	-	-	-	-	5
QAT	-	-	-	1	-	-	-	-	5
UGA	-	-	-	1	-	-	-	-	5
USA	-	-	-	-	-	-	2	1	5

10,000 Metres, continued

	1	2	3	4	5	6	7	8	Points
TAN	-	-	-	-	1	-	-	-	4
TCH	-	-	-	-	-	1	-	-	3
GRE	-	-	-	-	-	-	1	-	2
RWA	-	-	-	-	-	-	1	-	2
NED	-	-	-	-	-	-	-	2	2
ARG	-	-	-	-	-	-	-	1	1
Totals	11	11	11	11	11	11	11	11	396

Marathon

(Aug 14)

1,	Rob de Castella	AUS	2:10:03																																																																																																												
2,	Kebede Balcha	ETH	2:10:27																																																																																																												
3,	Waldemar Cierpinski	GDR	2:10:37																																																																																																												
4,	Kjell-Erik Ståhl	SWE	2:10:38																																																																																																												
5,	Agapius Masong	TAN	2:10:42																																																																																																												
6,	Armand Parmentier	BEL	2:10:57																																																																																																												
7,	Gianni Poli	ITA	2:11:05																																																																																																												
8,	Hugh Jones	GBR	2:11:15																																																																																																												
9,	Karel Lismont	BEL	2:11:24; 10, Stig Roar Husby	NOR	2:11:29; 11, Art Boileau	CAN	2:11:30; 12, Juan Carlos Traspaderne	ESP	2:11:34; 13, Marco Marchei	ITA	2:11:47; 14, Pertti Tiainen	FIN	2:12:11; 15, Juma Ikangaa	TAN	2:13:11; 16, Ryszard Marczak	POL	2:13:20; 17, Svend Erik Kristensen	DEN	2:13:34; 18, Ron Tabb	USA	2:13:38; 19, Henrik Jørgensen	DEN	2:14:10; 20, Joachim Truppel	GDR	2:14:20; 21, Ricardo Ortega	ESP	2:14:46; 22, Tommy Persson	SWE	2:14:57; 23, Bruno Lafranchi	SUI	2:14:58; 24, Dave Edge	CAN	2:15:43; 25, Yuriy Pleshkov	URS	2:15:50; 26, Øyvind Dahl	NOR	2:16:02; 27, Paul Ballinger	NZL	2:16:06; 28, Jürgen Eberding	GDR	2:16:55; 29, Gerard Nijboer	NED	2:16:59; 30, Fred Vandervennet	BEL	2:17:11; 31, Trevor Wright	NZL	2:17:31; 32, Mehmet Terzi	TUR	2:17:56; 33, Delfim Moreira	POR	2:18:27; 34, Li Hyong-Zong	PRK	2:18:51; 35, Yoshihiro Nishimura	JPN	2:18:56; 36, Cidilio Caetano	POR	2:19:21; 37, John Skovbjerg	DEN	2:19:44; 38, Jeff Coole	AUS	2:20:25; 39, Benji Durden	USA	2:20:38; 40, So Chang-Sik	PRK	2:20:43; 41, Wilson Theleso	BOT	2:21:36; 42, Hideki Kita	JPN	2:21:37; 43, Baikuntha Manandhar	NEP	2:21:43; 44, Henrik Sandström	FIN	2:21:56; 45, Rudi Verriet	NED	2:22:07; 46, Dominique Chauvelier	FRA	2:23:25; 47, Djama Robleh	DJI	2:24:04; 48, Gerry Helme	GBR	2:25:02; 49, Samuel Hlawe	SWZ	2:26:42; 50, Jan-Ivar Westlund	SWE	2:27:05; 51, Carlos Carvajal	CHI	2:27:30; 52, Donald Greig	NZL	2:27:37; 53, Luís Tipán	ECU	2:28:30; 54, Benjamin Campos Palmireno	BRA	2:29:41; 55, Jan Fjaerestad	NOR	2:30:58; 56, Tavares Silva	POR	2:31:31; 57, Syrja Dalipi	ALB	2:31:40; 58, Raymond Swan	BER	2:33:20; 59, Chen Chang-Ming	TPE	2:34:00; 60, Agust Thórsteinsson	ISL	2:34:05; 61, José Jaime Hernández	ESA	2:34:26; 62, Michael Lekhelsi	LES	2:52:01; 63, Toumane Said	COM	3:03:10

Did not finish: Ahmet Actun TUR, Santiago de la Parte ESP, Mike Gratton GBR, Gerhard Hartmann AUT, Yair Karni ISR, Koshiro Kawaguchi JPN, Louis Kenny IRL, Alfredo Maravilla ARG, Ed Mendoza USA, Giampaolo Messina ITA, Dereje Nedi ETH, Peter Quance CAN, Ahmed Salah DJI, Ralf Salzmann FRG, Carlos Victorino MEX, Antonio Villanueva MEX, Grenville Wood AUS & Martti Kiilholma FIN

Did not start: Ramón López PAR

Two of the world's three best marathon runners – Lopes and Salazar – opted for the 10,000, leaving Commonwealth Champion de Castella as the favourite. The racing begun at around 26Km when three Africans, Masong, Balcha and Robleh, opened up a gap of about 100m. The break was not decisive and by 30Km the trio were caught by the chasing pack of 20. De Castella moved to the front on an uphill section at 35Km. Only Balcha could follow and the two were 100m clear at 37Km. "Deek" struck again on another hill and dropped Balcha three kilometres from home. He won by 24 seconds from the Ethiopian, who became the only African to win a medal in Helsinki.

The bronze went to two-time Olympic Champion Cierpinski, who outsprinted the Swedish veteran Ståhl after the two had entered the stadium together.

Rome 1987

(Sep 6)

1,	Douglas Wakiihuri	KEN	2:11:48
2,	Ahmed Salah	DJI	2:12:30
3,	Gelindo Bordin	ITA	2:12:40
4,	Steve Moneghetti	AUS	2:12:49
5,	Hugh Jones	GBR	2:12:54

6,	Juma Ikangaa	TAN	2:13:43
7,	Orlando Pizzolato	ITA	2:14:03
8,	Ravil Kashapov	URS	2:14:41

9, Henrik Jorgensen DEN 2:14:58; 10, Dirk Vanderherten BEL 2:16:42; 11, Yakov Tolstikov URS 2:16:55; 12, Martin Vrábel TCH 2:16:58; 13, Salvatore Bettiol ITA 2:17:45; 14, Mirko Vindis YUG 2:18:09; 15, Tefera Guta ETH 2:18:27; 16, Vincente Antón ESP 2:19:00; 17, Herbert Steffny FRG 2:19:24; 18, Honorato Hernández ESP 2:20:00; 19, Michael Spöttel FRG 2:20:43; 20, Graham Macky NZL 2:20:43; 21, Don Janicki USA 2:20:46; 22, Masayuki Nishi JPN 2:20:51; 23, Eloi Schleder BRA 2:21:03; 24, Marti ten Kate NED 2:22:21; 25, Kingston Mills IRL 2:22:52; 26, Yuichiro Osuda JPN 2:23:25; 27, Sam Hlawe SWZ 2:24:09; 28, Alfonso Abellán ESP 2:24:20; 29, Bigboy Matlapeng BOT 2:24:43; 30, Fumiaki Abe JPN 2:24:47; 31, Jeong Man-Hwa KOR 2:25:41; 32, Peter Maher CAN 2:26:40; 33, William Aguirre NCA 2:27:19; 34, Vitana K. Samarasinghe SRI 2:28:35; 35, José Jami ECU 2:29:04; 36, Peter Mitchell AUS 2:30:04; 37, Francis Mukuka ZAM 2:30:05; 38, Justin Gloden LUX 2:30:08; 39, Hsu Gi-Sheng TPE 2:30:31; 40, Moacir Marconi BRA 2:31:39; 41, Stanimir Nenov BUL 2:32:44; 42, Hari Singh IND 2:34:20; 43, Albert Marie SEY 2:40:48; 44, Vaselin Vasilev BUL 2:43:14; 45, Salvador Sahabo BDI 2:43:43; 46, Chandra Bahadur Gurung NEP 2:43:54; 47, William Abrams GUY 3:12:33

Did not finish: Bruno Lafranchi SUI, Samu Samuelu SAM, Djama Robleh DJI, Policarpo Calizaya BOL, Robert de Castilla AUS, Christos Papachristos GRE, Mostafa El Nechchadi MAR, Dan Grimes USA, Geoff Smith GBR, Abebe Mekonnen ETH, James Walker GUM, Jorge Yeber ARG, Delfim Moreira POR, Ralf Salzmann FRG, Martti Vainio FIN, Mehmet Terzi TUR, Alain Lazare FRA & Dave Gordon USA

Did not start: Boguslaw Psujek POL & Allan Zachariassen DEN

One of the biggest surprises of the championships was the performance of Japanese-based Kenyan Wakihuri. He was one of a group of 18 which formed in pursuit of the early leader Maher. In 83% humidity, the Canadian raced through the first half of the race in 65:37 but thereafter the chasers began to gain. The pack, down to six, caught the Canadian at 28Km. Wakihuri, Salah and Moneghetti broke away after 35Km, before a 15:13 split by the Kenyan gave him a winning lead of 30 seconds.

Tokyo 1991

(Sep 1)

1,	Hiroshi Taniguchi	JPN	2:14:57
2,	Ahmed Salah	DJI	2:15:26
3,	Steve Spence	USA	2:15:36
4,	Ján Huruk	POL	2:15:47
5,	Futoshi Shinohara	JPN	2:15:52
6,	Salvatore Bettiol	ITA	2:15:58
7,	Maurilio Castillo	MEX	2:16:15
8,	Gelindo Bordin	ITA	2:17:03

9, Tekeye Gebrselassie ETH 2:18:37; 10, Konrad Dobler GER 2:19:01; 11, Steve Moneghetti AUS 2:19:18; 12, Sam Carey GBR 2:20:02; 13, Peter Maher CAN 2:20:31; 14, Diego Garcia ESP 2:21:16; 15, Dominique Chauvelier FRA 2:21:37; 16, Ronnie Dirks NED 2:22:17; 17, Elphas Ginindza SWZ 2:22:43; 18, Stephan Freigang GER 2:23:13; 19, Kim Won-Tak KOR 2:23:14; 20, Dave Buzza GBR 2:23:24; 21, Vladimir Bukhanov URS 2:24:26; 22, Motsemme Kgaotsang BOT 2:25:28; 23, Kim Reynierse ARU 2:26:50; 24, Martin Vrábel TCH 2:26:56; 25, Gian Luigi Macina SMR 2:28:40; 26, Steve Taylor USA 2:29:09; 27, Myint Kann MYA 2:29:14; 28, William Aguirre NCA 2:29:35; 29, Aleksandr Vychuzhanin URS 2:32:37; 30, Alberto Cuba CUB 2:32:57; 31, Krishna Bahadur Basnet NEP 2:33:13; 32, Ng Fai Yeung HKG 2:34:26; 33, Freddy Lujan BOL 2:36:54; 34, Hsu Gi-Sheng TPE 2:37:20; 35, Roland Wille LIE 2:48:12; 36, Abdillah Soilihi COM 2:56:36

Did not finish: Alessio Faustini ITA, Nivaldo Vieira BRA, Juan Francisco Romera ESP, Simon Mrashani TAN, Ahmed Al Hamshani JOR, Manuel Matias POR, Laurenio Beserra BRA, Faasalele Fuauli SAM, Alfredo Shahanga TAN, Jorg Peter GER, Jean-Luc Assemat FRA, Åke Eriksson SWE, Antoni Niemczak POL, Takeyuki Nakayama JPN, Brad Hudson USA, Abebe Mekonnen ETH, Danny Boltz SUI, Manny Lolin MHL, Kim Wan-Ki KOR, Mohamed Selmi ALG, Tesfayi Dadi ETH, Joaquim Pinheiro POR, Yakov Tolstikov URS & Carlos Ayala MEX

Even though the race started at 06:00, the temperature was 26° with 73% humidity. It was not surprising that victory went to a runner from the host nation, and therefore familiar with such conditions.

Taniguchi was one of three Japanese in the leading group of 13 which passed halfway in 66:25. He surged at 30Km, taking with him only Shinohara and Huruk. The pace slowed, allowing the Italian pair of Bordin and Bettiol to join the leaders. Bordin, the Olympic Champion, went in front at 33Km, but was soon replaced first by Shinohara then Taniguchi. After 36Km, Taniguchi made another move which was covered by Shinohara, Salah and Huruk.

The 31 year-old Taniguchi, his face contorted in pain, was able to

surge yet again at 38Km. It proved to be the winning break. Salah repeated his 1987 silver, while the bronze went to the fast-finishing American Spence, who was only 26th at halfway.

Stuttgart 1993

(Aug 14)

1,	Mark Plaatjes	USA	2:13:57
2,	Lucketz Swartbooi	NAM	2:14:11
3,	Bert van Vlaanderen	NED	2:15:12
4,	Kim Jae-Ryong	KOR	2:17:14
5,	Tadao Uchikoshi	JPN	2:17:54
6,	Konrad Dobler	GER	2:18:28
7,	Boniface Merande	KEN	2:18:52
8,	Aleksey Zhelonkin	RUS	2:18:52

9, Tahar Mansouri TUN 2:18:54; 10, Peter Maher CAN 2:19:26; 11, Simon Robert Naali TAN 2:19:30; 12, Kurt Stenzel GER 2:19:53; 13, Steve Jones GBR 2:20:04; 14, Chang Ki-Shik KOR 2:20:40; 15, Said Ermili MAR 2:22:17; 16, Hitoshi Saotome JPN 2:22:17; 17, Elphas Ginindza SWZ 2:23:00; 18, Cihangir Demirel TUR 2:23:02; 19, Mirko Vindis SLO 2:23:31; 20, Muhamet Nazipov RUS 2:24:07; 21, Juma Ikangaa TAN 2:24:23; 22, Vladimir Kotov BLR 2:24:26; 23, Sid-Ali Sakhri ALG 2:24:35; 24, Raf Wijns BEL 2:25:30; 25, Dominique Chauvelier FRA 2:27:26; 26, Art Boileau CAN 2:27:30; 27, Alejandro Aros CHI 2:27:56; 28, Roy Dooney IRL 2:28:04; 29, Petr Pipá SVK 2:28:05; 30, Harri Hanninen FIN 2:28:07; 31, Igor Salamun SLO 2:28:56; 32, Omar Abdillahi DJI 2:29:28; 33, Chad Bennion USA 2:29:37; 34, Tena Negere ETH 2:29:46; 35, Martin Vrábel SVK 2:30:37; 36, Moses Matabane LES 2:30:40; 37, Hsu Gi-Sheng TPE 2:30:56; 38, Negash Dube ETH 2:33:03; 39, Alberto Cuba CUB 2:34:26; 40, Kuruppu Karunaratne SRI 2:34:47; 41, Takeharu Honda JPN 2:37:48; 42, Muthusi Tsiana BOT 2:42:10; 43, Ng Fai Yeung HKG 2:55:17

Did not finish: Chaduki Achour ALG, Leszek Beblo POL, Salvatore Bettiol ITA, Thierry Costantin SUI, Artur Castro BRA, Paul Evans GBR, Eladio Fernández PAR, Peter Fonseca CAN, Stephan Freigang GER, Derek Froude NZL, Marnix Goegebeur BEL, Sławomir Gurny POL, Brad Hudson USA, Bertrand Itsweire FRA, Abebe Mekonnen ETH, Willie Mtolo RSA, Thomas Robert Naali TAN, Cosmas Ndeti KEN, Malcolm Norwood AUS, Carlos Patricio POR, Joaquim Pinheiro POR, Fred Schumann GUM, Mohamed Selmi ALG, Juan Torres ESP, John Vermeule NED & Roland Wille LIE

Did not start: David Lewis GBR

The race developed into a two-way battle between two runners with South African origins, Namibia's Swartbooi and Plaatjes, who was born in Johannesburg but became an American citizen in July 1992. The Namibian, third in the Boston marathon the previous April, made a decisive break at 25Km. By 30Km he had a lead of almost one minute. At this point Plaatjes was running conservatively in the second chasing pack, but he improved to catch the group behind Swartbooi at 35Km. He was still 90 seconds behind the leader but closing. At 40Km he could see the Namibian, and it was only after another kilometre that he felt he could catch the leader. This he did with just 1000m remaining.

"I felt horrible passing Lucketz," said Plaatjes. "He did so much work and was brave to take the race out and destroy the field."

Gothenburg 1995

(Aug 12)

1,	Martín Fiz	ESP	2:11:41
2,	Dionisio Cerón	MEX	2:12:13
3,	Luiz dos Santos	BRA	2:12:49
4,	Peter Whitehead	GBR	2:14:08
5,	Alberto Juzgado	ESP	2:15:29
6,	Diego García	ESP	2:15:34
7,	Richard Nerurkar	GBR	2:15:47
8,	Steve Moneghetti	AUS	2:16:13

9, Andrés Espinosa MEX 2:16:44; 10, Steve Plasencia USA 2:16:56; 11, Bruce Deacon CAN 2:16:58; 12, Yuji Nakamura JPN 2:17:30; 13, Oleg Strizhakov RUS 2:17:50; 14, Konrad Dobler GER 2:18:09; 15, Isidro Rico MEX 2:18:29; 16, Ikaji Salum TAN 2:18:39; 17, Daisuke Tokunaga JPN 2:19:53; 18, Erick Wainaina KEN 2:19:53; 19, Terje Næss NOR 2:20:06; 20, Abdelillah Zerdal MAR 2:20:10; 21, Ed Eyestone USA 2:20:17; 22, Lee Bong-ju KOR 2:20:31; 23, John Andrews AUS 2:20:32; 24, Tahar Mansouri TUN 2:20:44; 25, Ahmed Salah DJI 2:20:50; 26, Elphas Ginindza SWZ 2:21:01; 27, Michael Mukoma KEN 2:21:08; 28, Joseph Tjitunga NAM 2:21:57; 29, Tumo Turbo ETH 2:22:01; 30, Harri Hanninen FIN 2:22:43; 31, Omar Abdillahi DJI 2:23:26; 32, Martin Ndivheni RSA 2:23:42; 33, Luca Barzaghi ITA 2:23:51; 34, John Mwathiwa MAW 2:24:01; 35, Roman Kejar SLO 2:24:10; 36, Isaac Tshabalala RSA 2:24:42; 37, Stephen Langat KEN 2:25:49;

38, Hsu Gi-sheng TPE 2:25:55; 39, Dominique Chauvelier FRA 2:27:30; 40, Nazridin Akylbekov KGZ 2:27:44; 41, Toshiaki Kurabayashi JPN 2:28:57; 42, William Aguirre NCA 2:29:54; 43, Juma Ikangaa TAN 2:30:53; 44, Eduard Tukhbatullin RUS 2:31:19; 45, Matthews Temane RSA 2:31:24; 46, Idris Ibrahim SWE 2:31:31; 47, Abebe Mekonnen ETH 2:32:35; 48, Mothusi Tsiana BOT 2:33:03; 49, Pavel Loskutov EST 2:33:42;

50, Jean Marie Géhin FRA 2:34:10; 51, Mimoun Lamhajar MAR 2:35:17; 52, Sean Quilty AUS 2:37:01; 53, Islam Dugum BIH 2:38:37

Did not finish: Kent Jensen DEN, Paul Pilkington USA, Tena Negere ETH; Peter Maher CAN; Paul Kueté CMR, Abdelillah Sbaiti MAR, Pamenos Ballantyne STV, Boay Akonay TAN, Mark Hudspeth GBR, Antonio Vicente Neto BRA, Laurentiu Staicu ROU, Rainer Wachenbrunner GER, Sid-ali Sakhri ALG, Karel David CZE, Asaf Birmer ISR, Åke Eriksson SWE, Luigi Di Lello ITA, Joaquim Silva POR, Aleksandr Vychuzhanin RUS, Yayeh Aden DJI, Valdenor dos Santos BRA, Borislav Devic YUG, Joaquim Pinheiro POR, Poulo Makhoahle LES & Kim Yong-bok KOR

The race started slowly at 14:00, virtually the hottest part of the day. The first 5Km was completed in 16:08 and Tanzania's Akonay led through 10Km in 31:59 and 15Km in 47:13. Turbo passed halfway in 66:54, but the first serious break came at 27Km, when Santos moved into a lead of 30m. Cerón was second with European champion Fiz third plus Whitehead, Nerurkar and Juzdado.

Cerón and Fiz were in front at 30Km, with Santos safe in third place. The Mexican broke clear at 38Km and seemed to be heading for victory until Fiz made his move approaching 40Km. His 5Km to that point took just 14:48 and he strode past the Mexican to win by 32 seconds. It was his fourth victory in five marathons.

"When Cerón sped up I had to let him go," said the winner, "but I never gave up." Having forgotten his own kit, Fiz ran in a vest borrowed from 20Km walk medallist Valentí Massana.

Athens 1997

(Aug 10)

1, Abel Antón ESP 2:13:16
 2, Martín Fiz ESP 2:13:21
 3, Steve Moneghetti AUS 2:14:16
 4, Danilo Goffi ITA 2:14:47
 5, Luiz dos Santos BRA 2:15:31
 6, Fabian Roncero ESP 2:16:53
 7, Giacomo Leone ITA 2:17:16
 8, Azzedine Sakhri ALG 2:17:44

9, Eduard Tukhbatullin RUS 2:17:44; 10, Antonio Rodrigues POR 2:17:54; 11, Philippe Rémond FRA 2:18:19; 12, Xolile Yawa RSA 2:18:37; 13, Dave Scudamore USA 2:18:41; 14, Willy Kalombo COD 2:19:18; 15, José Manuel García ESP 2:19:31; 16, Bruce Deacon CAN 2:20:29; 17, David Buzza GBR 2:20:34; 18, José Molina CRC 2:20:55; 19, Nikolaos Pollias GRE 2:21:03; 20, El Mostafa Damaoui MAR 2:21:05; 21, Ahmed Hussein ETH 2:21:08; 22, Akira Manai JPN 2:21:23; 23, Vanderlei de Lima BRA 2:21:48; 24, Omar Daher DJI 2:21:57; 25, Shinji Kawashima JPN 2:22:33; 26, Baek Seung-Do KOR 2:22:40; 27, Sean Quilty AUS 2:23:10; 28, João Lopes POR 2:23:15; 29, Jean Monciaux FRA 2:23:19; 30, Francesco Ingargiola ITA 2:23:30; 31, Stéphane Franke GER 2:23:53; 32, Karel David CZE 2:24:42; 33, Adam Motlagale RSA 2:24:49; 34, Katsuhiko Hanada JPN 2:25:00; 35, Max Wensch AUT 2:25:12; 36, Osmiro Silva BRA 2:25:37; 37, Antonio Zeferino CPV 2:25:56; 38, Dominique Chauvelier FRA 2:26:06; 39, Abner Chipu RSA 2:26:06; 40, Takahiro Hattori JPN 2:26:33; 41, Valdenor dos Santos BRA 2:27:12; 42, Girma Daba ETH 2:27:30; 43, Sergio Jiménez MEX 2:27:30; 44, Pascal Zilliox FRA 2:27:50; 45, Knut Hegvold NOR 2:27:54; 46, Klaus Peter Hansen DEN 2:28:29; 47, Terje Næss NOR 2:29:04; 48, Pavel Loskutov EST 2:29:10; 49, Jean-Paul Gahimbare BDI 2:30:56;

50, Luis Martínez GUA 2:31:11; 51, Hsu Gi-Sheng TPE 2:31:31; 52, Woliye Jara ETH 2:31:44; 53, Ray Boyd AUS 2:32:07; 54, Sid-Ali Sakhri ALG 2:34:26; 55, Molatlhegi Segobaetso BOT 2:34:47; 56, Dan Held USA 2:35:19; 57, Eder Moreno BRA 2:36:14; 58, Koji Shimizu JPN 2:37:11; 59, Asaf Birmer ISR 2:37:45; 60, Mpaletsa Sephali LES 2:38:37; 61, Isaac Simelane SWZ 2:40:32; 62, Marco Ochoa USA 2:44:21; 63, Jon Warren USA 2:45:56; 64, Marcos Juárez GUA 2:55:14; 65, Emilio Velásquez GUA 2:56:07; 66, Sergey Zabavskiy TJK 3:02:49; 67, Alain Nkulu COD 3:08:32; 68, Zebedayo Bayo TAN 3:11:19; 69, Rod De Highden AUS 3:13:44; 70, Errol Peters GUY 3:14:30

Did not finish: Sophuong Vanh CAM, Patrick Ntambwe COD, Yayeh Aden DJI, Abdillahi Bouh DJI, Diego García ESP, Alberto Juzdado ESP, Moges Taye ETH, Turbo Tumo ETH, Bruno Léger FRA, Dale Rixon GBR, Spyros Andriopoulos GRE, Panayiotis Haramis GRE, Yiorgos Karayiannis GRE, Ioannis Perifanos GRE, Marcello Curioni ITA, Vincenzo Modica ITA, Mbarak Hussein KEN, William Koech KEN, Cosmas Ndeti KEN, Chang Ki-Shik KOR, Salah Qoqaiche MAR, Abdelkader El Mouaziz MAR, Isidro Rico MEX, Andrés Espinosa MEX, Benjamin Paredes MEX, Faustino Reynoso MEX, Trpe Martinovski MKD, Lucketz Swartbooi NAM, Joseph Tjitunga NAM, Antonio Pinto POR, Paulo Catarino POR, Vitor Vasco POR, Abel Mokibe RSA, Lawrence Peu RSA, Petro Meta TAN, Francis Naali TAN, Don Janicki USA & Ruben Maza VEN

Did not start: Darren Wilson AUS, Marco A. Condori BOL

Fiz came close to becoming the first marathoner to retain a world title but had to concede to the superior finishing powers of his compatriot Antón, a man who has run 1500m in 3:37.5. It was another Spaniard, Roncero, who led at halfway in 67:08, the hot weather and severity of the historic Marathon to Athens course ensuring times would not be fast. At that point Fiz and Antón shared fourth place in 67:15 but they drew clear of the field in the 29th kilometre. Fiz tried all he could to shake off his opponent, but Antón, the reigning European 10,000m champion running only his third marathon (having won the previous two), easily outsprinted him over the final 500m. With Roncero finishing sixth Spain won the World Cup team race held in conjunction. Moneghetti, contesting his fifth World Championships, collected his first medal in third place.

IAAF World Marathon Cup (5 to run, 3 to score)

1, Spain 6:43:30
 2, Italy 6:55:33
 3, Brazil 7:02:56
 4, France 7:07:44
 5, Japan 7:08:56
 6, South Africa 7:09:32
 7, Australia 7:09:33
 8, Ethiopia 7:20:22
 9, United States 7:38:21; 10, Guatemala 8:22:32

Seville 1999

(Aug 28)

1, Abel Antón ESP 2:13:36
 2, Vincenzo Modica ITA 2:14:03
 3, Nobuyuki Sato JPN 2:14:07
 4, Luis Novo POR 2:14:27
 5, Danilo Goffi ITA 2:14:50
 6, Atsushi Fujita JPN 2:15:45
 7, Koji Shimizu JPN 2:15:50
 8, Martín Fiz ESP 2:16:17
 9, Simon Biwott KEN 2:16:20; 10, Daniele Caimmi ITA 2:16:23; 11, Gezahegn Abera ETH 2:16:42; 12, Gemechu Kebede ETH 2:16:44; 13, Amehesse Tolossa ETH 2:16:45; 14, El Mostafa Damaoui MAR 2:16:49; 15, Gert Thys RSA 2:17:13; 16, Simon Mphulanyane RSA 2:17:38; 17, Makhosonke Fika RSA 2:17:47; 18, Akira Manai JPN 2:17:56; 19, Jean-Pierre Monciaux FRA 2:18:07; 20, Roberto Barbi ITA 2:18:13; 21, Hyung Jae-Hyung KOR 2:18:19; 22, Nikólaos Polías GRE 2:18:27; 23, Mohamed Ouadi FRA 2:18:45; 24, Rod De Haven USA 2:19:06; 25, Giovanni Ruggiero ITA 2:19:34; 26, Eddy Hellebuyck USA 2:20:18; 27, Bruce Deacon CAN 2:20:25; 28, Alfred Shemweta SWE 2:20:27; 29, Steve Moneghetti AUS 2:20:32; 30, Belaye Wolashe ETH 2:21:04; 31, Jillo Dube ETH 2:23:04; 32, Anders Szalkai SWE 2:23:18; 33, Azzedine Sakhri ALG 2:23:39; 34, Jonathan Hume USA 2:23:50; 35, Valeriu Vlas MDA 2:24:22; 36, Tadayuki Ojima JPN 2:24:29; 37, John Monyatso RSA 2:25:03; 38, Juan Camacho MEX 2:25:18; 39, Antonio Zeferino CPV 2:26:03; 40, Alejandro Gómez ESP 2:26:40; 41, Faustino Reynoso MEX 2:26:57; 42, Alejandro Cruz MEX 2:27:31; 43, Rachid Aitbensalem MAR 2:27:51; 44, Mohamed Guennani FRA 2:28:59; 45, Vicente Chura PER 2:29:27; 46, Abner Chipu RSA 2:29:51; 47, Steve Swift USA 2:30:04; 48, Pat Carroll AUS 2:31:26; 49, Mwenze Kalombo COD 2:31:55; 50, Javier Cortés ESP 2:32:06; 51, Sergey Zabavskiy TJK 2:32:22; 52, Andrey Gordeyev BLR 2:33:09; 53, Mpaletsa Sephali LES 2:33:21; 54, William Ramírez COL 2:36:18; 55, Zvade Vodage ISR 2:36:19; 56, Luke Magongo SWZ 2:38:26; 57, Andrew Smith GUY 2:39:45; 58, Lwan Thu MYA 2:45:34; 59, Georges Richmond PYF 2:45:36; 60, Trpe Martinovski MKD 2:48:36; 61, Sean Quilty AUS 2:48:58; 62, Omar Moussa Bouh DJI 2:52:33; 63, Daviano Aviles MEX 2:53:24; 64, Richard Rodríguez ARU 2:53:51; 65, To Rithya CAM 2:59:20

Did not finish: Shaun Creighton AUS, Ngoie Ntambwe COD, Mohamed Ali Abdi DJI, Omar Daher Ghadid DJI, Antonio Peña ESP, Fabián Roncero ESP, Luis Soares FRA, Philippe Rémond FRA, Manukau Teuribaki KIR, Vilayvanh Phachansili LAO, Abdelfattah Aïtzouri MAR, António Salvador POR, Roman Kejzar SLO, Zebedayo Bayo TAN & Keith Brantly USA

At 36 years and 308 days, Antón became the oldest IAAF World Championships gold medallist in a running event, and joined Abebe Bikila and Waldemar Cierpinski as the only marathon men to have won a second global title. Since outkicking his Spanish colleague Fiz for the world title in Athens, Antón had experienced his ups and downs: 4th in 1997 Fukuoka (2:10:27), 1st in 1998 London (personal best of 2:07:57), non-finisher 1998 New York, 3rd 1999 London (2:09:41). But on home soil in Seville (his first ever marathon in Spain) he was back to vintage form.

Damaoui was about a minute clear of the main contenders at halfway in 67:24 only to be caught at 27 kilometres. Sato then built up a big lead by 35 kilometres ahead of Modica, Antón and Biwott. During the 38th kilometre, first Modica then Antón, dropped Biwott, and then Antón on his own spurred away in pursuit of Sato, whom he caught and passed approaching 39 kilometres. Covering the second half in an exceptional 65:10, he won by 27 seconds from Modica with Sato third. His time of 2:13:36 was impressively fast in the heat of the evening. Italy and Japan each had three men in the top ten, finishing in that order on aggregate times in the concurrent World Cup competition.

IAAF World Marathon Cup (5 to run, 3 to score)

1, Italy	6:45:16
2, Japan	6:45:42
3, Ethiopia	6:50:11
4, South Africa	6:52:38
5, Spain	6:56:33
6, United States	7:03:14
7, France	7:05:51
8, Mexico	7:19:46
9, Australia	7:40:56

Edmonton 2001

(Aug 3)

1, Gezahegne Abera	ETH	2:12:42																																																																																																																															
2, Simon Biwott	KEN	2:12:43																																																																																																																															
3, Stefano Baldini	ITA	2:13:18																																																																																																																															
4, Tesfaye Tola	ETH	2:13:58																																																																																																																															
5, Shigeru Aburaya	JPN	2:14:07																																																																																																																															
6, Abdelkader El Mouaziz	MAR	2:15:41																																																																																																																															
7, Tesfaye Jifar	ETH	2:16:52																																																																																																																															
8, Yoshiteru Morishita	JPN	2:17:05																																																																																																																															
9, Takayuki Nishida	JPN	2:17:24; 10, Simeretu Alemayehu	ETH	2:17:35; 11, Giacomo Leone	ITA	2:17:54; 12, Atsushi Fujita	JPN	2:18:23; 13, Benoit Zwierchiewski	FRA	2:18:29; 14, Ian Syster	RSA	2:19:38; 15, Oscar Fernández	ESP	2:19:45; 16, Hakim Bagy	FRA	2:20:43; 17, Alberico Di Cecco	ITA	2:20:44; 18, Aleksandr Kuzin	UKR	2:21:26; 19, Benjamin Paredes	MEX	2:22:07; 20, Asaf Bimro	ISR	2:22:36; 21, Andrés Espinosa	MEX	2:23:06; 22, Lim Jin-Soo	KOR	2:23:16; 23, Nick Harrison	AUS	2:23:24; 24, Antonio Peña	ESP	2:23:29; 25, Pamenos Ballantyne	VIN	2:24:36; 26, Kenichi Takahashi	JPN	2:24:41; 27, Franklin Tenorio	ECU	2:25:15; 28, Lucketz Swartbooi	NAM	2:25:40; 29, Kamel Ziani	ESP	2:25:43; 30, Thabiso Mqohali	LES	2:25:44; 31, Mykola Rudyk	UKR	2:26:04; 32, Diego Colorado	COL	2:26:13; 33, Ahmed Adam Saleh	QAT	2:26:32; 34, Larbi Zéroual	FRA	2:26:45; 35, Josh Cox	USA	2:26:52; 36, Rod de Highden	AUS	2:27:42; 37, Julio Rey	ESP	2:27:59; 38, Eddy Hellebuyck	USA	2:28:01; 39, Anders Pál Szalkai	SWE	2:28:33; 40, Magnus Michelsson	AUS	2:28:36; 41, Francisco Javier Cortés	ESP	2:28:48; 42, Steve Bohan	CAN	2:29:22; 43, Ernest Ndjissipou	CAF	2:29:25; 44, Tesfit Berhe	ERI	2:29:50; 45, Francisco Bautista	MEX	2:29:56; 46, Bruce Deacon	CAN	2:30:22; 47, Vasilij Medvedev	UZB	2:30:28; 48, Mike Dudley	USA	2:30:45; 49, Vasilios Zabélis	GRE	2:31:34; 50, Andrey Naumov	UKR	2:31:42; 51, António Zeferino	CPV	2:32:46; 52, Kim Gillard	AUS	2:33:11; 53, Rafael Yax	GUA	2:33:21; 54, Kim Yi-Yong	KOR	2:33:28; 55, Isaac García	MEX	2:33:32; 56, Alfredo Arévalo	GUA	2:34:16; 57, Gregorio Dominguez	MEX	2:35:15; 58, Jean Paul Niyonsaba	BDI	2:35:43; 59, Djuro Kodzo	BIH	2:35:47; 60, Zigmund Zilbershtein	GEO	2:36:01; 61, Kopamo Pekile	LES	2:36:24; 62, Juan Ramos	GUA	2:37:15; 63, Honest Mutsakani	ZIM	2:37:44; 64, Oliver Utting	CAN	2:39:53; 65, Nestor Jami	ECU	2:41:18; 66, Abdellah Béhar	FRA	2:41:42; 67, Labane Nkete	RSA	2:42:21; 68, Sergey Zabavskiy	TJK	2:42:22; 69, José Jami	ECU	2:42:23; 70, Leonardo Vieira	Guedes	BRA	2:43:11; 71, Christian Marmen	CAN	2:44:44; 72, Fraser Bertram	CAN	2:45:10

Did not finish: Azzedine Sakhril ALG, Fekadu Degefu ETH, Mohammed Ezzher FRA, Theodoros Zachos GRE, Elson Williams GUY, Giovanni Ruggiero ITA, Samson Kandie KEN, Josephat Kiprono KEN, Arkadiy Tolstyn KGZ, Lee Bong-ju KOR, Abdelfattah Aitzouri MAR, Luis Novo POR, Josiah Bembe RSA, Gert Thys RSA, Mathias Ntawulikura RWA, Roman Kejzar SLO, Ahmed Hassan SOM, Abukar Mohammed SOM, Stephen Bwire TAN, Ronnie Holassie TRI, Khalid Khannouchi USA, David Morris USA & Elijah Mutandiro ZIM

Disqualified: Roberto Barbi ITA (40.1) (2:35:55)

Did not start: Emiliano Lemus HON, Pedro Jiménez HON, Percy Sephoda LES, Mustapha Riad MAR & Josiah Thugwane RSA

The organisers had the novel idea to stage the race in conjunction with the opening ceremony, and they were rewarded with the greatest finish ever to a championship marathon. Unfortunately for the runners, August 3 was the hottest day so far in Edmonton in 2001. Even at the 6:45pm start, the temperature was 28°C.

Trinidad's Ronnie Holassie led for 55 minutes before being caught before halfway (66:59) and dropping out. London marathon winner El Mouaziz took up the pace and held a lead of around nine seconds at 30Km from Abera, Biwott, Baldini, Tola and Aburaya. The course then featured a climb up from the North Saskatchewan River, during which El Mouaziz was caught.

After two hours of running, Abera surged and dropped all but Biwott. Thrillingly, the two entered the stadium together with Biwott just ahead. The pair had 300m to run and Abera kicked with 200m to go. Biwott didn't fold and chased closely, but it was the Ethiopian who reached the finish line a second in front, covering the last 300m in 44.7. He therefore became the first man to simultaneously hold Olympic and World marathon titles.

IAAF World Marathon Cup (5 to run, 3 to score)

1, Ethiopia	6:43:32			
2, Japan	6:48:36			
3, Italy	6:51:56			
4, France	7:05:57			
5, Spain	7:08:57			
6, Mexico	7:15:09			
7, Ukraine	7:19:12			
8, Australia	7:19:42			
9, United States	7:25:38; 10, Canada	7:39:37; 11, Guatemala	7:44:52; 12, Ecuador	7:48:56

Paris 2003

(Aug 30)

1, Jaouad Gharib	MAR	2:08:31																																																																																																																									
2, Julio Rey	ESP	2:08:38																																																																																																																									
3, Stefano Baldini	ITA	2:09:14																																																																																																																									
4, Alberto Chaiça	POR	2:09:25																																																																																																																									
5, Shigeru Aburaya	JPN	2:09:26																																																																																																																									
6, Daniele Caimmi	ITA	2:09:29																																																																																																																									
7, Ian Syster	RSA	2:10:17																																																																																																																									
8, Michael Kosgei Rotich	KEN	2:10:35																																																																																																																									
9, Hendrick Ramaala	RSA	2:10:37; 10, Atsushi Sato	JPN	2:10:38; 11, Lee Bong-Ju	KOR	2:10:38; 12, Tsuyoshi Ogata	JPN	2:10:39; 13, Rachid El Ghanmouni	MAR	2:10:56; 14, Viktor Röhlin	SUI	2:11:14; 15, Samson Ramadhani	TAN	2:11:21; 16, José Manuel Martínez	ESP	2:11:31; 17, Lee Troop	AUS	2:11:46; 18, Rachid Ziar	ALG	2:11:58; 19, Ambesse Tolossa	ETH	2:12:19; 20, Luc Krotwaar	NED	2:12:28; 21, Koji Shimizu	JPN	2:13:19; 22, Alberico Di Cecco	ITA	2:13:36; 23, Ruggero Pertile	ITA	2:13:45; 24, Nikólaos Polías	GRE	2:13:53; 25, Larbi Zéroual	FRA	2:14:29; 26, Ashebir Demissie	ETH	2:14:32; 27, Asaf Bimro	ISR	2:14:52; 28, Juan Carlos Cardona	COL	2:14:52; 29, Joachim Nshimirimana	BDI	2:14:57; 30, Gert Thys	RSA	2:15:00; 31, Al-Mustafa Riyadh	BRN	2:15:20; 32, Kevin Collins	USA	2:15:38; 33, Karl Johan Rasmussen	NOR	2:16:00; 34, Hakim Bagy	FRA	2:16:06; 35, Andrew Letherby	AUS	2:16:12; 36, Toni Bernadó	AND	2:16:19; 37, Ahmed Adam Saleh	QAT	2:16:31; 38, Khalid Skah	MAR	2:16:34; 39, Clint Verran	USA	2:16:42; 40, Lee Myong-Seun	KOR	2:16:46; 41, Rod de Highden	AUS	2:16:56; 42, Philippe Rémond	FRA	2:17:35; 43, Terefa Dawit	ETH	2:17:53; 44, Yusuf Zepak	TUR	2:18:02; 45, Ernest Ndjissipou	CAF	2:18:06; 46, Mytahar Echchadi	MAR	2:18:12; 47, Keith Dowling	USA	2:18:17; 48, Alberto Juzdado	ESP	2:18:34; 49, Mathias Ntawulikura	RWA	2:18:44; 50, José Ermani Palalia	MEX	2:20:03; 51, Nick Harrison	AUS	2:20:16; 52, Ji Young-Jun	KOR	2:20:21; 53, Migidio Bourifa	ITA	2:21:12; 54, Carlos Grisales	COL	2:22:34; 55, Shane Nankervis	AUS	2:23:12; 56, Vasilij Medvedev	UZB	2:23:39; 57, Foad Abubaker	QAT	2:23:40; 58, Julian Berrio	COL	2:24:03; 59, Roman Kejzar	SLO	2:24:20; 60, Driss El Himer	FRA	2:24:23; 61, Jumah Omar Al-Noor	QAT	2:24:33; 62, John Nada	Saya	TAN	2:25:49; 63, Ser-Od Bat-ochir	MGL	2:26:39; 64, Jimmy Hearld	USA	2:26:59; 65, Jussi Utriainen	FIN	2:29:03; 66, Javier Cortés	ESP	2:29:53; 67, Mpesela Nlot'soeu	LES	2:30:44; 68, Sokhibdjan Sharipov	TJK	2:31:29; 69, Carlos Almeida	CPV	2:33:31

Did not finish: João N'Tyamba ANG, Omar Daher DJI, Alejandro Gómez ESP, Gezahegn Abera ETH, Moges Taye ETH, Tereje Wodajo ETH, Matt O'Dowd GBR, Ayele Setegne ISR, Chris Cheboiboch KEN, Frederick Cherono KEN, William Kiplagat KEN, Ambrose Makau KEN, Kim Yi-Yong KOR, El Mostafa Damaoui MAR, Tobias Hiskia NAM, Ezael Thlobo RSA, Josiah Thugwane RSA, Zebedayo Bayo TAN, Kemal Tuvakuliyev TKM & Ryan Shay USA

The race started at the historic Hôtel de Ville in the centre of Paris. Happily the temperature (18°C) was considerably cooler than earlier in the week. The pace (64:45 at halfway) was quick by championship marathon standards, yet a huge pack were in contention at 30Km though not the defending champion Abera, who dropped out injured. In the 32nd kilometre Gharib broke away along with 2:06:33 man Rotich.

European silver medallist Rey tracked the two Africans and moved into second place when Rotich surprisingly fell back. Edmonton bronze medallist Baldini moved into third place after 40K. The leading pair entered the stadium tunnel together, but on their emergence Gharib had pulled away. He ran the second half of the race in 63:45 and his winning time of 2:08:31 was not only a championship record but the fastest-ever summer marathon. It was a pitiful race for Ethiopia and Kenya, with a total of seven non-finishers between those two distance running superpowers.

IAAF World Marathon Cup (5 to run, 3 to score)

1, Japan	6:30:43
2, Italy	6:32:19
3, South Africa	6:35:54
4, Morocco	6:36:01
5, Spain	6:38:43
6, Ethiopia	6:44:44
7, Australia	6:44:54
8, Korea	6:47:45
9, France 6:48:10; 10, United States 6:50:37; 11, Colombia 7:01:29; 12, Qatar 7:04:44	

Helsinki 2005

(Aug 13)

1, Jaouad Gharib	MAR	2:10:10
2, Christopher Isegwe	TAN	2:10:21
3, Tsuyoshi Ogata	JPN	2:11:16
4, Toshinari Takaoka	JPN	2:11:53
5, Samson Ramadhani	TAN	2:12:08
6, Alex Malinga	UGA	2:12:12
7, Paul Biwott	KEN	2:12:39
8, Julio Rey	ESP	2:12:51
9, Brian Sell USA 2:13:27; 10, Marilison dos Santos BRA 2:13:40; 11, Robert Cheboror KEN 2:14:08; 12, Dan Robinson GBR 2:14:26; 13, Gudisa Shentama ETH 2:15:13; 14, Wataru Okutani JPN 2:15:30; 15, Luc Krotwaar NED 2:15:47; 16, Rafal Wójcik POL 2:16:24; 17, Ottaviano Andriani ITA 2:16:29; 18, Luis Jesús POR 2:16:33; 19, Ambesse Tolossa ETH 2:16:36; 20, Satoshi Irifune JPN 2:17:22; 21, Haile Satayin ISR 2:17:26; 22, Clint Verran USA 2:17:42; 23, Abdelkebir Lamachi MAR 2:17:53; 24, Luis Novo POR 2:18:36; 25, Yared Asmeron ERI 2:18:46; 26, Toni Bernadó AND 2:19:06; 27, Scott Westcott AUS 2:19:18; 28, Scott Winton NZL 2:19:41; 29, Joseph Riri KEN 2:19:51; 30, José Manuel Martínez ESP 2:20:07; 31, Hailu Negussie ETH 2:20:25; 32, Ri Kyong Chol PRK 2:20:35; 33, André Luis Ramos BRA 2:21:06; 34, Juan Vargas MEX 2:21:29; 35, Ruggero Pertile ITA 2:21:34; 36, Hakim Bagy FRA 2:21:49; 37, Wodage Zvadya ISR 2:21:57; 38, Nelson Cruz CPV 2:22:12; 39, Francis Kirwa FIN 2:22:22; 40, Jason Lehmkuhle USA 2:22:46; 41, Claudir Rodrigues BRA 2:23:11; 42, Pamenos Ballantyne VIN 2:23:18; 43, Jonathan Wyatt NZL 2:23:19; 44, Huw Lobb GBR 2:23:38; 45, Alberto Chaíça POR 2:23:42; 46, Georgiy Andreyev RUS 2:23:50; 47, Asaf Birmo ISR 2:23:58; 48, Michitaka Hosokawa JPN 2:24:38; 49, Clodoaldo da Silva BRA 2:25:02; 50, Kamel Ziani ESP 2:25:06; 51, Peter Gilmore USA 2:25:17; 52, Alfredo Arévalo GUA 2:25:37; 53, Yrjö Pesonen FIN 2:25:39; 54, Je In-Mo KOR 2:26:39; 55, Small Sghir FRA 2:27:07; 56, Oleg Bolokhovets RUS 2:27:08; 57, Cristian Villavicencio NCA 2:27:50; 58, Jeroen van Damme NED 2:29:22; 59, Chad Johnson USA 2:30:45; 60, Cho Keun-Hyung KOR 2:31:59; 61, Ser-Od Bat-Ochir MGL 2:36:31		
Did not finish: Said Belhout ALG, Jean-Paul Gahimbaré BDI, Vanderlei de Lima BRA, Al-Mustafa Riyadh BRN, José Rios ESP, Gashaw Melese ETH, Dejene Guta ETH, Tuomo Lehtinen FIN, Janne Holmén FIN, David Ramard FRA, Ahmed Ezzobayry FRA, José Amado García GUA, Stefano Baldini ITA, Migidio Bourifa ITA, Alberico Di Cecco ITA, Wilson Onsare KEN, Jimmy Muindi KEN, Kim Yi-Yong KOR, Zepherinus Joseph LCA, Tso tang Maine LES, Abderrahime Bouramdane MAR, Khalid El Boumili MAR, Antonio Sousa POR, Ahmed Jumaa Jaber QAT, Aman Majid Awadh QAT, Collin Khoza RSA, Shadrack Hoff RSA, Gert Thys RSA, Hendrick Ramaala RSA, Makhosonke Fika RSA, Dmitriy Burmakin RUS, Anuradha Indrajith Cooray SRI, Getuli Bayo TAN, Zebedayo Bayo TAN		

Ninety-five athletes started the race, with 34 failing to finish. The pace over the first half was solid, and the halfway time was 64:17, with defending champion Gharib leading the way. The field stayed together over the next 8Km, and it was only at 29Km that Gharib made a concerted effort to break away. Just Stefano Baldini responded, but within 2Km dropped out with a hamstring problem. By 35Km Gharib was 23 seconds clear of Ogata, Ramadhani and Melese, with Isegwe another seven seconds behind. Isegwe finished fastest, and ended just 11 seconds behind the Moroccan after a 15:48 uphill 5Km split to the 40Km mark. Gharib became only the second marathoner to successfully defend his title.

IAAF World Marathon Cup (5 to run, 3 to score)

1, Japan	6:38:39
2, Kenya	6:46:38
3, Ethiopia	6:52:14
4, United States	6:53:55
5, Brazil	6:57:57
6, Spain	6:58:04
7, Portugal	6:58:51
8, Israel	7:03:21

Osaka 2007

(Aug 25)

1, Luke Kibet	KEN	2:15:59
2, Mubarak Hassan Shami	QAT	2:17:18
3, Viktor Röthlin	SUI	2:17:25
4, Yared Asmerom	ERI	2:17:41
5, Tsuyoshi Ogata	JPN	2:17:42
6, Satoshi Osaki	JPN	2:18:06
7, Toshinari Suwa	JPN	2:18:35
8, William Kiplagat	KEN	2:19:21
9, Janne Holmén FIN 2:19:36; 10, José Manuel Martínez ESP 2:20:25; 11, Dan Robinson GBR 2:20:30; 12, Alex Malinga UGA 2:20:36; 13, Tomoyuki Sato JPN 2:20:53; 14, Asfaws Gashaw Melese ETH 2:20:58; 15, Park Ju-Young KOR 2:21:49; 16, Mike Fokoroni ZIM 2:21:52; 17, José Rios ESP 2:22:21; 18, José de Souza BRA 2:22:24; 19, Ayele Setegne ISR 2:22:27; 20, Ali Zaid LBA 2:22:50; 21, Mbarak Hussein USA 2:23:04; 22, Alberto Chaíça POR 2:23:22; 23, Mike Morgan USA 2:23:28; 24, Kim Young-Chun KOR 2:24:25; 25, Samson Ramadhani TAN 2:25:51; 26, Lee Myong-Seun KOR 2:25:54; 27, Hendrick Ramaala RSA 2:26:00; 28, Chang Chia-Che TPE 2:26:22; 29, Khalid Kamal Yaseen BRN 2:26:32; 30, Getulo Bayo TAN 2:26:56; 31, Dejene Birhanu ETH 2:27:50; 32, Kyle O'Brien USA 2:28:28; 33, Su Wei CHN 2:28:41; 34, Wodage Zvadya ISR 2:29:21; 35, Luis Feiteira POR 2:29:34; 36, Deng Haiyang CHN 2:29:37; 37, Ulrich Steidl GER 2:30:03; 38, Ambesse Tolosa ETH 2:30:20; 39, Michael Tiwuy Mislay TAN 2:30:33; 40, Asaf Birmo ISR 2:31:34; 41, Youssef Othman Qader QAT 2:32:00; 42, Paulo Gomes POR 2:32:02; 43, Li Zhuhong CHN 2:32:44; 44, Rachid Kisri MAR 2:32:57; 45, Abderrahime Bouramdane MAR 2:33:26; 46, Pablo Olmedo MEX 2:33:40; 47, Marcel Tschopp LIE 2:33:42; 48, Antoni Bernadó AND 2:34:28; 49, Ren Longyun CHN 2:35:22; 50, Fernando Cabada USA 2:35:48; 51, Peter Riley GBR 2:36:00; 52, Laban Kagika KEN 2:37:13; 53, George Mofokeng RSA 2:40:22; 54, Rito Regules MEX 2:45:26; 55, Ser-Od Bat-Ochir MGL 2:49:06; 56, Mitsuru Kubota JPN 2:59:40; 57, Malefetsane Tumi LES 3:03:47		
Did not finish: Joachim Nshimirimana BDI; Geovanni Santos BRA; Abdulhak Zakaria BRN; Zheng Yunshan CHN; Nelson Cruz CPV; Óscar Martín ESP; Julio Rey ESP; Pavel Loskutov EST; Gudisa Shentama ETH; Tesfaye Tola ETH; Francis Kirwa FIN; Martin Beckmann GER; Migidio Bourifa ITA; Takhir Mamashayev KAZ; James Mwangi KEN; Laban Kipkemboi KEN; Hicham Chatt MAR; Khalid El Boumili MAR; Abderrahim Goumri MAR; Iaroslav Musinschi MDA; Juan Gualberto Vargas MEX; Hélder Ornelas POR; Patrick Dupouy PYF; Norman Diomo RSA; Zongamele Dyubeni RSA; Bethuel Netshifhefhe RSA; Abdil Ceylan TUR; Amos Masai UGA		

The race began at 7:00 when the temperature was already 28°, with 81% humidity. By the time the race ended the thermometer would be registering 33°. Sensibly, the athletes went off cautiously, with the first 5Km covered in 16:37. The time at halfway was 68:29, with some 30 runners in a bunch. At the 25Km mark, Kenyans Kiplagat and Kibet, and Shami of Qatar (formerly Richard Yatch of Kenya) led the field uphill towards Osaka Castle. Kibet took the lead for good just after 30Km, and reached 35Km with a 23-second lead over Shami. The margin was extended to well over a minute by the finish, as Röthlin, closing fastest of all over the last 2Km, improved from sixth to third, missing the silver by seven seconds. Although the slowest win in the meeting's history, it was also the largest ever winning margin. Japan, with fifth, sixth and seventh positions, wound up an easy winner of the World Cup trophy.

IAAF World Marathon Cup (5 to run, 3 to score)

1, Japan	6:54:23
2, Korea	7:12:08
3, Kenya	7:12:33
4, United States	7:15:00
5, Ethiopia	7:19:08
6, Tanzania	7:23:20
7, Israel	7:23:22
8, Portugal	7:24:58
9, PR of China 7:31:02	

MARATHON

Multiple Medallists:

2	Ahmed Salah	DJI	87-2, 91-2
	Martin Fiz	ESP	95-1, 97-2
	Abel Antón	ESP	97-1, 99-1
	Stefano Baldini	ITA	01-3, 03-3
	Jaouad Gharib	MAR	03-1, 05-1

Most Placings in Top Eight:

3	Steve Monaghan	AUS	87-4, 95-8, 97-3
	Martin Fiz	ESP	95-1, 97-2, 99-8
2	11 men		

Most Appearances:

6	Asaf Birro	ISR	95-dnf, 97-59, 01-20, 03-27, 05-47, 07-40
5	Dominique Chauvelier	FRA	83-46, 91-15, 93-25, 95-39, 97-38
	Hsu Gi-Sheng	TPE	87-39, 91-34, 93-37, 95-38, 97-51
	Moneghetti		87-4, 91-11, 95-8, 97-3, 99-29

National Placings:

	1	2	3	4	5	6	7	8	Points
JPN	1	-	2	1	5	2	2	1	56
ESP	3	2	-	-	1	2	-	2	50
ITA	-	1	3	1	1	2	3	1	47
KEN	2	1	-	-	-	-	2	2	29
ETH	1	1	-	1	-	-	1	-	22
AUS	1	-	1	1	-	-	-	1	20
MAR	2	-	-	-	-	1	-	-	19
TAN	-	1	-	-	2	1	-	-	18
USA	1	-	1	-	-	-	-	-	14
DJI	-	2	-	-	-	-	-	-	14
GBR	-	-	-	1	1	-	1	1	12
BRA	-	-	1	-	1	-	-	-	10
POR	-	-	-	2	-	-	-	-	10
MEX	-	1	-	-	-	-	1	-	9
GER	-	-	1	-	-	1	-	-	9
NAM	-	1	-	-	-	-	-	-	7
QAT	-	1	-	-	-	-	-	-	7
NED	-	-	1	-	-	-	-	-	6
SUI	-	-	1	-	-	-	-	-	6
ERI	-	-	-	1	-	-	-	-	5
KOR	-	-	-	1	-	-	-	-	5
POL	-	-	-	1	-	-	-	-	5
SWE	-	-	-	1	-	-	-	-	5
BEL	-	-	-	-	-	1	-	-	3
UGA	-	-	-	-	-	1	-	-	3
RSA	-	-	-	-	-	-	1	-	2
ALG	-	-	-	-	-	-	-	1	1
RUS	-	-	-	-	-	-	-	1	1
URS	-	-	-	-	-	-	-	1	1
Totals	11	11	11	11	11	11	11	11	396

the medals looked to be between these three. After the water jump, Marsh overtook the Pole and looked to be gaining on Ilg. Just as a US gold medal looked possible, Marsh mis-timed his take-off before the final barrier and banged it with his right knee. Ilg saw nothing of this and sprinted away to win. Meanwhile, the American crashed to the track and rolled over as Maminski swerved past on the inside. The luckless American got up to jog across the line in eighth place.

First round (First 5 & 9 fastest to semi-finals) (Aug 9)

Heat 1: 1, Korir 8:26.63; 2, Ramón 8:27.19; 3, Marsh 8:27.46; 4, Schwarz 8:27.71; 5, Fell 8:27.71; 6, Markó 8:27.72; 7, Scartezzini 8:28.27; 8, Mahmoud 8:29.34; 9, Aikyo 8:31.27; 10, Peter Daenens BEL 8:39.66; 11, Ilkka Äyräväinen FIN 8:46.23; 12, Flemming Jensen DEN 8:56.57

Heat 2: 1, Wesolowski 8:27.08; 2, Kashanov 8:29.15; 3, Rono 8:29.25; 4, Ekblom 8:30.74; 5, Hackney 8:30.90; 6, Van Dijk 8:32.33; 7, Rickey Pittman USA 8:32.62; 8, Brendan Quinn IRL 8:34.02; 9, Hamid Homada MAR 8:34.59; 10, Juan Torres ESP 8:41.87; 11, Mark Adam CAN 9:15.18; 12, Wimana Girma ETH 9:31.81

Heat 3: 1, Reitz 8:22.78; 2, Maminski 8:22.79; 3, Ilg 8:22.97; 4, Tuwei 8:23.88; 5, Melzer 8:24.23; 6, Diemer 8:24.92; 7, Renner 8:25.66; 8, Sánchez 8:25.92; 9, Debacker 8:30.79; 10, Carmelo Rios PUR 8:47.19; 11, Eshetu Tura ETH 8:53.86

Semi-finals (First 4 & 4 fastest to final) (Aug 10)

Heat 1: 1, Reitz 8:22.91; 2, Melzer 8:23.10; 3, Marsh 8:23.18; 4, Ekblom 8:23.28; 5, Scartezzini 8:23.30; 6, Francisco Sánchez ESP 8:23.92; 7, Panayot Kashanov BUL 8:31.95; 8, Richard Tuwei KEN 8:33.29; 9, Pascal Debacker FRA 8:36.16; 10, William Van Dijk BEL 8:39.01; Rainer Schwarz FRG DNF; Krzysztof Wesolowski POL DNS

Heat 2: 1, Maminski 8:20.81; 2, Ilg 8:20.83; 3, Korir 8:21.07; 4, Mahmoud 8:21.29; 5, Ramón 8:21.61; 6, Hackney 8:22.44; 7, Fell 8:23.22; 8, Brian Diemer USA 8:23.39; 9, Peter Renner NZL 8:25.72; 10, Gábor Markó HUN 8:32.42; 11, Shigeyuki Aikyo JPN 8:33.29; 12, Kiprotich Rono KEN 8:33.97

Rome 1987

Final (Sep 5)

1,	Francesco Panetta	ITA	8:08.57
2,	Hagen Melzer	GDR	8:10.32
3,	William Van Dijk	BEL	8:12.18
4,	Brian Diemer	USA	8:14.46
5,	Graeme Fell	CAN	8:16.46
6,	Henry Marsh	USA	8:17.78
7,	Peter Koech	KEN	8:20.08
8,	Patrick Sang	KEN	8:20.45

9, Alessandro Lambruschini ITA 8:24.25; 10, Raymond Pannier FRA 8:26.50; 11, José Regalo POR 8:27.64; 12, Patriz Ilg FRG 8:38.46; 13, Franco Boffi ITA 8:43.60; 14, Roger Hackney GBR 8:48.86; Joshua Kipkemboi KEN DNF

Panetta showed he had fully recovered from his run in the 10,000m five days earlier when he won his heat in the fastest ever time for a preliminary. The Italian, nicknamed "Rambo", ran the final from the front at a pace close to the world record. His biggest opponent, Kipkemboi, fell at the hurdle on the backstraight of the fourth lap. This seemed to spur on the Italian, who passed 2000m in 5:26.62 and continued to run strongly. Only in the final lap did he start to lose form, but he still had enough energy to start celebrating before he reached the finishing line. Yet he still clocked the fourth fastest time ever.

First round (First 4 & 3 fastest to final) (Sep 3)

Heat 1: 1, Panetta 8:16.08; 2, Pannier 8:16.93; 3, Van Dijk 8:19.19; 4, Sang 8:22.26; 5, Eddie Wedderburn GBR 8:24.09; 6, Adauto Domingues BRA 8:26.67; 7, Béla Vágó HUN 8:27.24; 8, Francisco Sánchez ESP 8:34.29; 9, Michael Heist FRG 8:38.80; 10, Brian Abshire USA 8:39.97; 11, Liam O'Brien IRL 8:40.88; 12, Herman Hofstee NED 8:44.04; 13, Emilio Ulloa CHI 8:44.51

Heat 2: 1, Kipkemboi 8:20.75; 2, Melzer 8:21.07; 3, Lambruschini 8:21.21; 4, Diemer 8:21.32; 5, Fethi Baccouche TUN 8:22.75; 6, Boguslaw Maminski POL 8:24.32; 7, Tommy Ekblom FIN 8:24.66; 8, Ricardo Vera URU 8:36.80; 9, Colin Reitz GBR 8:40.55; 10, Sigeyuki Aiko JPN 8:41.41; 11, Espen Borge NOR 8:47.34; 12, Ramón López PAR 9:10.29; Flemming Jensen DEN DNF

Heat 3: 1, Ilg 8:18.73; 2, Fell 8:18.87; 3, Koech 8:19.28; 4, Regalo 8:20.70; 5, Marsh 8:20.98; 6, Hackney 8:21.35; 7, Boffi 8:21.69; 8, Bruno Le Stum FRA 8:23.61; 9, Valeriy Vandyak URS 8:30.43; 10, Hans Koeleman NED 8:41.80; 11, Domingo Ramón ESP 8:42.35; Mirosław Zerkowski POL DNF

Tokyo 1991

Final (Aug 31)

1,	Moses Kiptanui	KEN	8:12.59
2,	Patrick Sang	KEN	8:13.44
3,	Azzedine Brahmi	ALG	8:15.54

3000m Steeplechase

Helsinki 1983

Final (Aug 12)

1,	Patriz Ilg	FRG	8:15.06
2,	Boguslaw Maminski	POL	8:17.03
3,	Colin Reitz	GBR	8:17.75
4,	Joseph Mahmoud	FRA	8:18.32
5,	Roger Hackney	GBR	8:19.38
6,	Graeme Fell	GBR	8:20.01
7,	Julius Korir	KEN	8:20.11
8,	Henry Marsh	USA	8:20.45
9,	Mariano Scartezzini	ITA	8:21.17
10,	Domingo Ramón	ESP	8:21.32
11,	Hagen Melzer	GDR	8:21.33
12,	Tommy Ekblom	FIN	8:21.50

Henry Marsh was the man who crossed the finish line first at the 1981 World Cup but was disqualified for missing a water jump. His misfortune continued in Helsinki when he dramatically fell at the final barrier when contesting the gold medal. There was also drama at the start of the final when, to the crowd's delight, Ekblom suddenly sprinted to a lead of 10m.

The Finn stayed in front until 600m from the finish. Scartezzini took over and was ahead at the bell, but was soon overhauled by European Champion Ilg. Maminski and Marsh chased the German and

4,	Julius Kariuki	KEN	8:16.81
5,	Brian Diemer	USA	8:17.76
6,	Abdelaziz Sahere	MAR	8:19.40
7,	Angelo Carosi	ITA	8:20.80
8,	Francesco Panetta	ITA	8:26.79

9, William Van Dijck BEL 8:30.46; 10, Joseph Mahmoud FRA 8:37.09; 11, Tom Hanlon GBR 8:41.14; 12, Hagen Melzer GER 8:45.58; 13, Thierry Brusseau FRA 8:47.46; 14, Graeme Fell CAN 9:01.73; 15, Gábor Markó HUN 9:11.53

Defending champion Panetta went to the front at the start of the final, tracked by the Kenyan pairing of Sang and Kiptanui (8:07.89 in 1991). At 2000m (5:33.03) the leader was Kiptanui – the reigning World Junior 1500m champion – while Panetta fell back. The third Kenyan, Olympic Champion Kariuki, moved up to form a powerful Kenyan presence at the front of the race. Kiptanui still led at the bell with only Brahmī and Diemer in touch. A Kenyan sweep looked possible, but just as Kiptanui was getting the better of Sang for the gold, so Brahmī overhauled Kariuki for third place.

First round (First 4 & 3 fastest to final) (Aug 29)

Heat 1: 1, Hanlon 8:18.02; 2, Kariuki 8:18.06; 3, Fell 8:18.19; 4, Sahere 8:18.23; 5, Diemer 8:18.29; 6, Brusseau 8:27.77; 7, Shaun Creighton AUS 8:30.65; 8, Akira Nakamura JPN 8:33.89; 9, José Carlos Pereira POR 8:39.30; 10, Jiri Svec TCH 8:41.08; 11, Juan Azkueta ESP 8:50.50; Alessandro Lambruschini ITA DNS

Heat 2: 1, Sang 8:26.78; 2, Panetta 8:27.25; 3, Markó 8:27.53; 4, Mahmoud 8:28.35; 5, Mark Croghan USA 8:29.20; 6, Ricardo Vera URU 8:30.14; 7, Benoit Nogales ESP 8:39.21; 8, Marcelo Cascabelo ARG 8:44.57; 9, Jörgen Salo FIN 8:45.68; 10, Peter McColgan GBR 8:58.34; 11, Deena Ram IND 9:05.21; Ivan Kononov URS DNF

Heat 3: 1, Kiptanui 8:27.52; 2, Brahmī 8:27.95; 3, Carosi 8:28.35; 4, Van Dijck 8:28.44; 5, Melzer 8:28.56; 6, Colin Walker GBR 8:30.69; 7, Bruno Le Stum FRA 8:33.38; 8, Dan Nelson USA 8:40.23; 9, João Junqueira POR 8:43.37; 10, Antonio Peula ESP 8:45.41; 11, Hamad Al Dosari KSA 8:50.29; 12, Davendra Singh FIJ 9:23.28; Aduato Domingues BRA DNS

Stuttgart 1993

Final (Aug 21)

1,	Moses Kiptanui	KEN	8:06.36
2,	Patrick Sang	KEN	8:07.53
3,	Alessandro Lambruschini	ITA	8:08.78
4,	Matthew Birir	KEN	8:09.42
5,	Mark Croghan	USA	8:09.76
6,	Steffen Brand	GER	8:15.33
7,	Elarbi Khattabi	MAR	8:17.96
8,	Angelo Carosi	ITA	8:23.42

9, Shaun Creighton AUS 8:23.45; 10, Michael Buchleitner AUT 8:25.88; 11, Marc Davis USA 8:28.74; 12, Ricardo Vera URU 8:29.00; 13, Abdelaziz Sahere MAR 8:29.65; 14, Martin Strege GER 8:34.31; 15, Tom Hanlon GBR 8:45.62; Azzedine Brahmī ALG DNF. *Davis advanced to final on protest*

Kiptanui had missed the Olympic Games but later in 1992 lowered the world record to 8:02.08. He retained his title comfortably in a race which saw, for the first time, five men run quicker than 8:10. The defending champion made the running, taking himself and Sang into a 10m lead after the first kilometre.

At 2000m (5:26.71) Kiptanui still led, but there was a surprise three laps from the finish when the audacious Khattabi joined the leading pair. The Moroccan could not live with Kiptanui and Sang, but a Kenyan sweep of the medals was prevented by Lambruschini, who overtook Olympic Champion Birir on the backstraight.

First round (First 4 & 3 fastest to final) (Aug 20)

Heat 1: 1, Sang 8:24.49; 2, Brahmī 8:24.73; 3, Sahere 8:24.89; 4, Buchleitner 8:24.92; 5, Creighton 8:25.29; 6, Tom Buckner GBR 8:27.26; 7, Vladimir Pronin RUS 8:32.26; 8, Kim Bauermeister GER 8:37.41; 9, Wander Moura BRA 8:46.03; 10, Brian Diemer USA 9:01.88; 11, Davendra Singh FIJ 9:21.15; Antonio Peula ESP DNS

Heat 2: 1, Birir 8:23.11; 2, Brand 8:23.27; 3, El Khattabi 8:23.57; 4, Lambruschini 8:25.46; 5, Davis 8:26.49; 6, Colin Walker GBR 8:36.22; 7, Bezunen Yae Tura ETH 8:37.13; 8, Thierry Brusseau FRA 8:39.82; 9, Akira Nakamura JPN 8:48.89; 10, Eduardo Henriques POR 8:57.21; Gustavo Castillo MEX DNF

Heat 3: 1, Kiptanui 8:19.08; 2, Croghan 8:19.14; 3, Carosi 8:19.66; 4, Strege 8:21.24; 5, Hanlon 8:23.16; 6, Vera 8:23.65; 7, João Junqueira POR 8:28.39; 8, Jim Svenoy NOR 8:29.34; 9, Ville Hautala FIN 8:32.49; 10, Saad Al-Asmari KSA 8:35.06; 11, Whaddon Niewoudt RSA 8:36.40

Gothenburg 1995

Final (Aug 11)

1,	Moses Kiptanui	KEN	8:04.16
2,	Christopher Kosgei	KEN	8:09.30
3,	Saad Al-Asmari	KSA	8:12.95
4,	Steffen Brand	GER	8:14.37
5,	Angelo Carosi	ITA	8:14.85
6,	Florin Ionescu	ROU	8:15.44
7,	Vladimir Pronin	RUS	8:16.59
8,	Martin Strege	GER	8:18.57

9, Matthew Birir KEN 8:21.15; 10, Alessandro Lambruschini ITA 8:22.64; 11, Vladimir Golyas RUS 8:27.59; 12, Javier Rodriguez ESP 8:30.96

Kiptanui was in such tremendous form that he could afford to hold back on the final lap yet still win by 50m and clock the one of the fastest times ever seen. The barefoot Kosgei had surprisingly beaten Kiptanui in their previous clash in Sweden at the Stockholm Grand Prix, but there was only one winner in Gothenburg. The defending champion led from start to finish, reeling off successively faster kilometres of 2:44.06, 2:41.70 and 2:39.36.

At the bell Kiptanui had eight metres on Birir, who was around 5m ahead of Kosgei and Al-Asmari, the only man able to stay with the pace of the Kenyans. With 300m remaining a Kenyan medal sweep looked likely. Then Birir fell heavily at one of the hurdles after being knocked by the inexperienced Kosgei, who had suddenly accelerated in pursuit of Kiptanui. This left Al-Asmari in third place. Birir – the Olympic Champion – quickly got up but lost any chance of catching the Saudi athlete when he fell again at the last water jump. He jogged in to place ninth. Kiptanui won from Kosgei with history's third-fastest time. Al-Asmari won his country's first medal.

The winner stirred controversy when he admitted that he had been saving himself for the following week's Zürich Grand Prix. There, he lowered his world record to an historic 7:59.18.

First round (First 6 & 6 fastest to semi-finals) (Aug 7)

Heat 1: 1, Birir 8:24.34; 2, Sahere 8:24.37; 3, Rodriguez 8:24.66; 4, Mogotsi 8:25.61; 5, Brand 8:26.45; 6, Van Calcar 8:26.97; 7, Bartoszak 8:27.25; 8, Hautala 8:29.06; 9, Marcel Laros NED 8:31.10; 10, Mohammed Belabbès ALG 8:33.13; 11, Spencer Duval GBR 8:38.01; 12, Wander Moura BRA 8:43.37

Heat 2: 1, Al-Asmari 8:22.01; 2, Kosgei 8:22.27; 3, Croghan 8:26.02; 4, Pronin 8:27.79; 5, Bauermeister 8:29.05; 6, Lambruschini 8:29.36; 7, Boulami 8:30.93; 8, Keith Cullen GBR 8:32.07; 9, Antonis Vouzis GRE 8:34.44; 10, Godfrey Siamusiye ZAM 8:37.41; 11, Vitor Almeida POR 8:45.20; 12, Zeba Crook CAN 8:50.34

Heat 3: 1, Ionescu 8:22.86; 2, Carosi 8:23.93; 3, Khattabi 8:24.11; 4, Strege 8:24.18; 5, Kiptanui 8:24.20; 6, Svenoy 8:24.49; 7, Fell 8:24.85; 8, Chaston 8:24.97; 9, Golyas 8:27.50; 10, Ricardo Vera URU 8:33.95; 11, Ruben Garcia MEX 8:36.28; 12, Tom Nohilly USA 8:37.01

Semi-finals (First 5 & 2 fastest to final) (Aug 9)

Heat 1: 1, Carosi 8:19.73; 2, Birir 8:20.17; 3, Kosgei 8:20.53; 4, Ionescu 8:20.76; 5, Rodriguez 8:20.89; 6, Golyas 8:20.97; 7, Strege 8:22.33; 8, Elarbi Khattabi MAR 8:24.13; 9, Graeme Fell CAN 8:24.74; 10, Karl Van Calcar USA 8:30.32; 11, Brahmī Boulami MAR 8:35.42; 12, Jim Svenoy NOR 8:40.53

Heat 2: 1, Al-Asmari 8:25.19; 2, Brand 8:26.35; 3, Pronin 8:26.70; 4, Kiptanui 8:27.26; 5, Lambruschini 8:27.75; 6, Michal Bartoszak POL 8:29.14; 7, Ville Hautala FIN 8:31.37; 8, Justin Chaston GBR 8:38.90; 9, Kim Bauermeister GER 8:45.27; 10, Shadrack Mogotsi RSA 8:54.27; Mark Croghan USA & Abdelaziz Sahere MAR DNF

Athens 1997

Final (Aug 6)

1,	Wilson Boit Kipketer	KEN	8:05.84
2,	Moses Kiptanui	KEN	8:06.04
3,	Bernard Barmasai	KEN	8:06.04
4,	Saad Al-Asmari	KSA	8:13.87
5,	Hicham Bouaouiche	MAR	8:14.04
6,	Mark Croghan	USA	8:14.09
7,	Jim Svenoy	NOR	8:14.80
8,	Angelo Carosi	ITA	8:16.01

9, Mark Ostendarp GER 8:18.49; 10, Brahmī Boulami MAR 8:23.34; 11, Elarbi Khattabi MAR 8:29.43; 12, Florin Ionescu ROU 8:39.67

For the first time in the World Championships, Kenyans filled the first three places in the steeplechase – and it might have been first four had Kenya taken advantage of the “wild card” rule and fielded an addition-

al runner. Kiptanui was not simply a defending champion; he was seeking his fourth title, and he came very close to succeeding. Al-Asmari was still in contention at the bell but was left 50m behind at the end of a fantastic last lap covered in 57.5! Kiptanui, who led for most of the race (2:45.86, 5:31.08), was overtaken by Boit Kipketer at the final barrier while Barmasai – who had fallen early in the race – shared Kiptanui's time. Just one fifth of a second covered the three of them at the end.

First round (First 6 & 6 fastest to semi-finals) (Aug 3)

Heat 1: 1, Wojcik 8:24.93; 2, Boulami 8:24.95; 3, Kiptanui 8:25.80; 4, Pronin 8:25.95; 5, Croghan 8:25.95; 6, Lambruschini 8:26.35; 7, Buchleitner 8:26.76; 8, Ionescu 8:27.39; 9, Hough 8:28.54; 10, Stasi 8:28.85; 11, Chris Unthank AUS 8:32.02

Heat 2: 1, Al-Asmari 8:25.23; 2, Ostendarp 8:25.97; 3, Barmasai 8:26.62; 4, Vroemen 8:28.96; 5, Khattabi 8:32.53; 6, Tom Nohilly USA 8:32.70; 7, Million Wolde ETH 8:32.77; 8, Abderrahmane Daas ALG 8:33.35; 9, Giuseppe Maffei ITA 8:37.12; 10, Vitor Almeida POR 8:40.75; 11, Michal Bartoszak POL 8:47.01

Heat 3: 1, Boit Kipketer 8:29.40; 2, Svenøy 8:29.65; 3, Bouaouiche 8:29.67; 4, Carosi 8:29.92; 5, Morán 8:29.98; 6, Laros 8:30.24; 7, Moura 8:30.70; 8, Dobrzynski 8:31.69; 9, Antonis Vouzis GRE 8:33.51; 10, Stéphane Desauty FRA 8:33.56; 11, Hector Begeo PHI 9:17.82

Semi-finals (First 5 & 2 fastest to final) (Aug 4)

Heat 1: 1, Al-Asmari 8:20.18; 2, Ostendarp 8:20.40; 3, Kiptanui 8:20.76; 4, Bouaouiche 8:20.88; 5, Khattabi 8:20.94; 6, Svenøy 8:21.16; 7, Vladimir Pronin RUS 8:29.39; 8, Ramiro Morán ESP 8:31.73; 9, Rafal Wojcik POL 8:33.28; 10, Simon Vroemen NED 8:48.66; Alessandro Lambruschini ITA & Tom Nohilly USA DNF

Heat 2: 1, Barmasai 8:17.95; 2, Boit Kipketer 8:18.92; 3, Croghan 8:19.98; 4, Carosi 8:20.82; 5, Boulami 8:21.99; 6, Ionescu 8:22.35; 7, Michael Buchleitner AUT 8:26.22; 8, Wander Moura BRA 8:35.01; 9, Stathis Stasi CYP 8:35.73; 10, Marcel Laros NED 8:36.12; 11, Adam Dobrzynski POL 8:38.58; 12, Robert Hough GBR 8:59.24

Seville 1999

Final (Aug 23)

1,	Christopher Kosgei	KEN	8:11.76
2,	Wilson Boit Kipketer	KEN	8:12.09
3,	Ali Ezzine	MAR	8:12.73
4,	Damian Kallabis	GER	8:13.11
5,	Bernard Barmasai	KEN	8:13.51
6,	Eliseo Martín	ESP	8:16.09
7,	Paul Kosgei	KEN	8:17.55
8,	Florin Ionescu	ROU	8:18.17

9, Günther Weidlinger AUT 8:19.02; 10, Giuseppe Maffei ITA 8:22.65; 11, Elarbi Khattabi MAR 8:24.62; 12, Bouabdallah Tahri FRA 8:25.59

The heats were amazing, as the previous fastest ever preliminary time (8:15.63 by William van Dijck at the 1988 Olympics) was bettered by nine men, and four ran faster than the eventual winning time in the final. The Kenyans – with Boit Kipketer included as a defending champion – had hopes of filling the first FOUR places but had to settle for 1-2-5-7 in a dramatic race which saw the previously all-conquering Barmasai fall away to fifth. The Kenyans said afterwards that they had (as usual) worked as a team until the final lap.

After a hesitant beginning the race got faster: an opening 2:48.08 kilometre (Ionescu) was followed by one of 2:45.46 (Barmasai 5:33.54) and the last in 2:38.22. The fireworks came on the last lap with Christopher Kosgei moving from fifth to first approaching the 200m mark. Boit Kipketer, whose form had been patchy most of the season, chased after him and overtook him at the water jump, but Kosgei came again to win his first major title. Ezzine and Kallabis fought it out for the bronze, the young Moroccan prevailing.

First round (First 2 & 6 fastest to final) (Aug 21)

Heat 1: 1, Kosgei 8:10.34; 2, Ezzine 8:10.45; 3, Kallabis 8:10.56; 4, Weidlinger 8:10.83; 5, Tahri 8:12.96; 6, Ionescu 8:13.26; 7, Robert Gary USA 8:25.15; 8, Christian Belz SUI 8:29.19; 9, Marco Antonio Cepeda ESP 8:29.75; 10, João Junqueira POR 8:32.12; 11, Rafal Wojcik POL 8:34.45; 12, Stathis Stasi CYP 8:40.74; 13, Ali Jassim UAE 8:51.73; 14, Elangovan Ganesan SIN 9:47.09

Heat 2: 1, Barmasai 8:16.50; 2, Boit Kipketer 8:16.62; 3, Luis Martín ESP 8:17.75; 4, Laid Bessou ALG 8:20.17; 5, Jim Svenøy NOR 8:23.05; 6, Mustapha Mellouk MAR 8:30.48; 7, Maru Daba ETH 8:31.09; 8, Christian Knoblich GER 8:33.03; 9, Vincent Le Dauphin FRA 8:44.60; 10, Francis O'Neill USA 8:49.81; 11, Geovanny Morejon BOL 9:01.30; 12, Akesso Tchaka TOG 9:44.41; Simon Vroemen NED DNF

Heat 3: 1, Khattabi 8:14.22; 2, Kosgei 8:15.04; 3, Maffei 8:15.19; 4, Martín 8:16.56; 5, Abdulla Khamis QAT 8:18.58; 6, Michael Buchleitner AUT 8:20.04; 7, André

Green GER 8:21.87; 8, Gaël Pencreach FRA 8:21.89; 9, Néstor Nieves VEN 8:28.59; 10, Yeórgos Yiannélis GRE 8:30.55; 11, Pascal Dohert USA 8:33.42; 12, Joël Bourgeois CAN 8:37.94; 13, Matteo Zaferani SMR 9:32.08

Edmonton 2001

Final (Aug 8)

1,	Reuben Kosgei	KEN	8:15.16
2,	Ali Ezzine	MAR	8:16.21
3,	Bernard Barmasai	KEN	8:16.59
4,	Luis Miguel Martín	ESP	8:18.87
5,	Bouabdallah Tahri	FRA	8:19.56
6,	Antonio Jiménez	ESP	8:19.82
7,	Khamis Safeildin	QAT	8:20.01
8,	Raymond Yator	KEN	8:20.87

9, Ralf Assmus GER 8:21.73; 10, Brahim Boulami MAR 8:21.95; 11, Tim Broe USA 8:23.07; 12, Eliseo Martín ESP 8:27.78; 13, Christian Belz SUI 8:31.43; 14, Joël Bourgeois CAN 8:36.38; 15, Gaël Pencreach FRA 8:41.51

In windy conditions the early pace was slow (2:48.72 at 1000m) before Barmasai took up the running with three laps remaining. Six men were in contention at the bell with the three Kenyans in front. Olympic Champion Kosgei proved to be the strongest of the trio, for Yator fell at the water jump while Barmasai was caught by Morocco's Ali Ezzine on the run-in.

"There will be more [from Kenya] who will do what I did today," concluded Kosgei.

First round (First 6 & 3 fastest to final) (Aug 6)

Heat 1: 1, Kosgei 8:21.96; 2, Boulami 8:21.98; 3, Martín 8:25.09; 4, Martín 8:26.18; 5, Ezzine 8:26.86; 6, Bourgeois 8:26.92; 7, Broe 8:27.26; 8, Pencreach 8:28.54; 9, Frédéric Denis FRA 8:41.66; 10, Yoshitaka Iwamizu JPN 8:45.25; 11, Tom Chorny USA 8:51.74; Simon Vroemen NED DNF

Heat 2: 1, Jiménez 8:25.37; 2, Yator 8:25.45; 3, Barmasai 8:25.65; 4, Safeildin 8:25.83; 5, Assmus 8:29.52; 6, Tahri 8:29.71; 7, Belz 8:31.57; 8, Elarbi Khattabi MAR 8:32.70; 9, Laid Bessou ALG 8:33.40; 10, Jim Svenøy NOR 8:35.71; 11, Anthony Famiglietti USA 8:44.54; 12, Salvador Miranda MEX 8:49.47; 13, Madan Raj Giri NEP 9:34.97

Paris 2003

Final (Aug 26)

1,	Saif Saaeed Shaheen	QAT	8:04.39
2,	Ezekiel Kemboi	KEN	8:05.11
3,	Eliseo Martín	ESP	8:09.09
4,	Bouabdallah Tahri	FRA	8:10.65
5,	Abraham Cherono	KEN	8:13.37
6,	Luis Miguel Martín	ESP	8:13.52
7,	Simon Vroemen	NED	8:13.71
8,	José Luis Blanco	ESP	8:17.16

9, Jukka Keskiälö FIN 8:17.72; 10, Ali Ezzine MAR 8:19.15; 11, Yoshitaka Iwamizu JPN 8:19.29; 12, Khamis Abdulla Saifeldin QAT 8:28.37; 13, Abdelkader Hachlaf MAR 8:35.17; Reuben Kosgei KEN DNF; Luleseged Wale ETH DNS

This event was given a fascinating twist when it was confirmed in early August that Kenya's Commonwealth Games Champion and 7:58.10 performer Stephen Cherono had become a Qatari citizen, largely to avoid the restrictions of the Kenyan selection system. He would be known as Saif Saaeed Shaheen. This meant that there would be five Kenyans in the field for Paris: Shaheen, defending champion Reuben Kosgei and the first three in the Kenyan trials: Ezekiel Kemboi, Abraham Cherono (Shaheen's younger brother) and Mike Kipyego.

Unfortunately, Kipyego fell in the heats and Kosgei failed to finish in the final, which developed into a duel between Shaheen and Kemboi. On August 15 in Zürich, the Qatari had beaten the Kenyan by one hundredth. The Paris race was dramatic and absorbing. First, Saifeldin and Shaheen sped away to a sub-60 second first lap. Shaheen maintained the quick tempo to reach 1000m in 2:36.24, more than three seconds inside actual world record pace. He soon had a lead of around 30m.

Shaheen then slowed to 2:43.34 for the second kilometre and suddenly Kemboi closed in. The two Africans then slowed further, such that the two Spanish Martíns and – to the excitement of the crowd – Tahri had also caught up by the bell. The race then turned into a

thrilling all-out sprint between the two principals. First Kemboi led down the backstraight, then Shaheen took over. They cleared the last barrier together and Kemboi moved ahead before Shaheen came again with one last sprint. The other Kenyan Cherono finished behind the three Europeans in fifth place. Another brother of his and Shaheen's was the 1999 World Champion Christopher Kosgei.

First round (First 4 & 3 fastest to final) (Aug 23)

Heat 1: 1, Kemboi 8:18.09; 2, Vroemen 8:18.24; 3, Blanco 8:18.76; 4, Iwamizu 8:18.93; 5, Saifeldin 8:19.64; 6, Ezzine 8:20.10; 7, Wale 8:21.30; 8, Peter Nowill AUS 8:26.22; 9, Mike Kipyego KEN 8:27.45; 10, Daniel Lincoln USA 8:32.47; 11, Vincent le Dauphin FRA 8:36.42; 12, Matt Kerr CAN 8:57.62

Heat 2: 1, Shaheen 8:22.20; 2, Keskiälö 8:22.41; 3, Martín 8:22.54; 4, Cherono 8:22.67; 5, Bostjan Buc SLO 8:22.89; 6, Zouhair Ouardi MAR 8:23.75; 7, Abdelhakim Maazouz ALG 8:24.60; 8, Martin Pröll AUT 8:25.84; 9, Mustafa Mohamed SWE 8:25.99; 10, Lotfi Turki TUN 8:28.95; 11, Angelo Iannelli ITA 8:36.08; 12, Robert Gary USA 8:38.20

Heat 3: 1, Martín 8:19.09; 2, Tahri 8:19.44; 3, Hachlaf 8:19.49; 4, Kosgei 8:20.63; 5, Steve Slattery USA 8:22.32; 6, Teodros Shiferaw ETH 8:23.41; 7, Radoslaw Poplawski POL 8:24.34; 8, Vadim Slobodenyuk UKR 8:28.64; 9, Filmon Ghirmai GER 8:28.89; 10, Pavel Potapovich RUS 8:38.63; 11, Alexander Motone RSA 9:05.45; Günther Weidlinger AUT DNF

Helsinki 2005

Final (Aug 9)

1,	Saif Saaeed Shaheen	QAT	8:13.31
2,	Ezekiel Kemboi	KEN	8:14.95
3,	Brimin Kipruto	KEN	8:15.30
4,	Brahim Boulami	MAR	8:15.32
5,	Simon Vroemen	NED	8:16.76
6,	Antonio David Jiménez	ESP	8:17.69
7,	Paul Kipsiele Koech	KEN	8:19.14
8,	Bouabdallah Tahri	FRA	8:19.96
9,	Musa Amer Obaid	QAT	8:20.22
10,	Mustafa Mohamed	SWE	8:20.26
11,	Luis Miguel Martín	ESP	8:22.13
12,	Günther Weidlinger	AUT	8:22.84
13,	Daniel Lincoln	USA	8:23.89
14,	José Luis Blanco	ESP	8:24.62
15,	Tareq Mubarak Taher	BRN	8:37.62

Defending champion Shaheen was the fastest in the heats, edging Kemboi 8:11.79 to 8:11.90 in the first race. The other heats were won by Koech (8:16.42) and Boulami (8:19.54). The final was held in pouring rain, and the runners seemed blunted by the conditions. Blanco led the pack through 1000m in 2:52.13, and the pace improved only slightly in the second kilometre, with Boulami leading the field (5:40.39). Shaheen took over with 600m laps to go, and covered the penultimate circuit in 61 seconds, with only Kemboi and Boulami in touch at the bell. Shaheen increased the pace in the last lap, finishing with a 57.8 including the interior water-jump. Kipruto just edged the fading Boulami for the bronze medal, leaving three Kenyan-born athletes as the medallists. Six of the finalists were of Kenyan origin, and Shaheen won his 22nd consecutive steeplechase at 2000m or 3000m (a streak he extended to 28 [26 finals] by the end of 2006).

First round (First 3 & 6 fastest to final) (Aug 7)

Heat 1: 1, Shaheen 8:11.79; 2, Kemboi 8:11.90; 3, Vroemen 8:13.08; 4, Weidlinger 8:15.91; 5, Martín 8:17.47; 6, Mohamed 8:18.18; 7, Gaël Pencréach FRA 8:23.96; 8, Radoslaw Poplawski POL 8:29.85; 9, Ion Luchianov MDA 8:32.09; 10, Steve Slattery USA 8:36.01; 11, Alex Greaux PUR 8:39.91; 12, Bostjan Buc SLO 8:40.81; 13, Pieter Desmet BEL 8:48.05

Heat 2: 1, Koech 8:16.42; 2, Obaid 8:16.53; 3, Jiménez 8:16.72; 4, Tahri 8:18.31; 5, Taher 8:21.68; 6, Anthony Famiglietti USA 8:21.84; 7, Jukka Keskiälö FIN 8:25.14; 8, Teodros Shiferaw ETH 8:27.06; 9, Hamid Ezzine MAR 8:27.07; 10, Yoshitaka Iwamizu JPN 8:28.73; 11, Peter Nowill AUS 8:35.35; 12, Andrey Olshanskiy RUS 8:54.04; Jakub Czaja POL DNF

Heat 3: 1, Boulami 8:19.54; 2, Kipruto 8:19.90; 3, Blanco 8:21.04; 4, Lincoln 8:21.29; 5, Halil Akkas TUR 8:26.35; 6, Ruben Ramolefi RSA 8:28.12; 7, Krijn van Koolwyk BEL 8:28.92; 8, Vincent le Dauphin FRA 8:30.42; 9, Moustafa Ahmed Shebto QAT 8:33.00; 10, Martin Pröll AUT 8:33.70; 11, Vadim Slobodenyuk UKR 8:35.73; 12, Roman Usov RUS 8:36.30; 13, Andrew Lemoncello GBR 8:40.29; 14, Matt Kerr CAN 8:41.20

3,	Richard Matelong	KEN	8:17.59
4,	Mustafa Mohamed	SWE	8:19.82
5,	Bouabdallah Tahri	FRA	8:20.27
6,	Halil Akkas	TUR	8:22.51
7,	Eliseo Martín	ESP	8:22.91
8,	Tareq Mubarak Taher	BRN	8:22.95
9,	Abdelkader Hachlaf	MAR	8:24.18
10,	Roba Gari	ETH	8:25.93
11,	Ali Abubaker Kamal	QAT	8:26.90
12,	Nahom Mesfin Tariku	ETH	8:28.86
	Ali Ahmed Al-Amri	KSA	DNF
	Brahim Taleb	MAR	DQ (r163.3)
	José Luis Blanco	ESP	DQ (r163.3)

The heats saw Taher (formerly Denis Keter of Kenya), as the fastest qualifier, while all three of those representing Kenya qualified easily. Three athletes failed to finish the heats, with Weidlinger needing hospital treatment after smacking face first into a hurdle. The final started slowly, with Mohamed leading the field through 1000m in 2:52.63 before speeding up to 2:44.80 in the second third of the race. Mohamed stayed in front until the bell, when he was supplanted by Taher, race favourite Kemboi, and Kipruto. The Kenyans accelerated away and led by 10m at the last water jump, at which point Kipruto, hurdling the barrier, moved away from Kemboi. Behind them Matelong went past Mohamed and Taher just after the water jump. Kipruto's victory was the seventh win by a Kenyan-born athlete at the World championships, and headed the second clean sweep. The champion in Paris and Helsinki, Saif Saaeed Shaheen, was injured throughout 2007 while the world number one Paul Kipsiele Koech (seventh in 2005) was not selected.

First round (First 3 & 6 fastest to final) (Aug 26)

Heat 1: 1, Taher 8:19.99; 2, Hachlaf 8:20.03; 3, Kemboi 8:20.08; 4, Tahri 8:20.09; 5, Kamal 8:21.20; 6, Martín 8:24.49; 7, Rabia Makhloufi ALG 8:33.88; 8, Bjørnar Ustad Kristensen NOR 8:34.84; 9, Ruben Ramolefi RSA 8:39.50; 10, Benjamin Kiplagat UGA 8:40.65; 11, Henrik Skoog SWE 8:51.61; 12, Tom Brooks USA 8:56.20

Heat 2: 1, Matelong 8:29.49; 2, Tariku 8:29.57; 3, Taleb 8:29.64; 4, Mircea Bogdan ROU 8:30.07; 5, Joshua McAdams USA 8:32.46; 6, Mahiedine Mekhissi-Benabbad FRA 8:33.11; 7, Yoshitaka Iwamizu JPN 8:36.73; 8, Kamal Ali Thamer QAT 8:41.81; 9, Itay Magidi ISR 8:43.00; 10, Antonio David Jiménez ESP 8:50.41; 11, Pieter Desmet BEL 8:55.99; 12, Youcef Abdi AUS 9:51.33

Heat 3: 1, Kipruto 8:21.93; 2, Akkas 8:22.37; 3, Mohamed 8:22.80; 4, Al-Amri 8:23.61; 5, Gari 8:23.98; 6, Blanco 8:25.00; 7, Filmon Ghirmai GER 8:25.17; 8, Bostjan Buc SLO 8:26.42; 9, Krijn van Koolwijk BEL 8:29.18; 10, Aaron Aguayo USA 8:30.86; 11, Vincent Zouaoui Dandrieux FRA 8:36.05; 12, Andrew Lemoncello GBR 8:58.93; Hamid Ezzine MAR DNF

3000 METRES STEEPLECHASE

Multiple Medallists:

4	Moses Kiptanui	KEN	91-1, 93-1, 95-1, 97-2
3	Ezekiel Kemboi	KEN	03-2, 05-2, 07-2
2	Patrick Sang	KEN	91-2, 93-2
	Christopher Kosgei	KEN	95-2, 99-1
	Bernard Barmasai	KEN	97-3, 01-3
	Wilson Boit Kipketer	KEN	97-1, 99-2
	Ali Ezzine	MAR	99-3, 01-2
	Saif Saaeed Shaheen	QAT	03-1, 05-1
	Brimin Kipruto	KEN	05-3, 07-1

Most Finals:

5	Bouabdallah Tahri	FRA	99-12, 01-5, 03-4, 05-8, 07-5
4	Angelo Carosi	ITA	91-7, 93-8, 95-5, 97-8
	Kiptanui		91-1, 93-1, 95-1, 97-2
	Eliseo Martín	ESP	99-6, 01-12, 03-3, 07-7

Most Appearances:

5	Elarbi Khattabi	MAR	93-7, 95-8s1, 97-11, 99-11, 01-8h2
	Jim Svenoy	NOR	93-8h3, 95-12s1, 97-7, 99-5h2, 01-10h2
	Simon Vroeman	NED	97-10s1, 99-dnf/h2, 01-dnf/h1, 03-7, 05-5
	Tahri		
4	12 men		

National Placings:

	1	2	3	4	5	6	7	8	Points
KEN	7	8	4	2	2	-	4	2	164
GER	1	1	-	2	-	1	-	1	29
MAR	-	1	1	1	1	1	1	-	27
ESP	-	-	1	1	-	4	1	1	26
ITA	1	-	1	-	1	-	1	3	23
USA	-	-	-	1	2	2	-	1	20

Osaka 2007

Final (Aug 28)

1,	Brimin Kipruto	KEN	8:13.82
2,	Ezekiel Kemboi	KEN	8:16.94

3000 Metres Steeplechase, continued									
	1	2	3	4	5	6	7	8	Points
FRA	-	-	-	2	2	-	-	1	19
QAT	2	-	-	-	-	-	1	-	18
GBR	-	-	1	-	1	1	-	-	13
KSA	-	-	1	1	-	-	-	-	11
POL	-	1	-	-	-	-	-	-	7
ALG	-	-	1	-	-	-	-	-	6
BEL	-	-	1	-	-	-	-	-	6
NED	-	-	-	-	1	-	1	-	6
SWE	-	-	-	1	-	-	-	-	5
CAN	-	-	-	-	1	-	-	-	4
ROU	-	-	-	-	-	1	-	1	4
BRN	-	-	-	-	-	1	-	-	3
NOR	-	-	-	-	-	-	1	-	2
RUS	-	-	-	-	-	-	1	-	2
TUR	-	-	-	-	-	-	-	1	1
Totals	11	11	11	11	11	11	11	11	396

Defending champion Foster confirmed his status as favourite by winning the first heat in a championship record of 13.20. Bryggare unfortunately injured himself warming up for the final, leaving double Commonwealth Champion McKoy as Foster's biggest threat. In the final the Canadian got a great start, but hit the first three hurdles badly and was out of contention. Foster's nearest challengers were a pair of 20 year-old Britons, Ridgeon and Jackson. Ridgeon actually gained slightly on the American in the second half of the race, but said he dislocated a toe in his right foot in the process.

First round (First 2 & 6 fastest to semi-finals) (Sep 1)

Heat 1: (1.4) 1, Foster 13.20; 2, Jackson 13.37; 3, Sala 13.48; 4, Hudec 13.48; 5, Schwarhoff 13.72; 6, Fabien Niederhäuser SUI 14.04; 7, Erik Jensen DEN 14.06; 8, Mauricio Carranza ESA 15.67

Heat 2: (0.4) 1, McKoy 13.50; 2, Bryggare 13.62; 3, Platek 13.63; 4, Lyndon Johnson BRA 13.91; 5, Andrew Parker JAM 13.94; 6, Yu Zhicheng CHN 13.97; 7, Antonio Lanau ESP 14.25; 8, Wu Ching-Jing TPE 14.45

Heat 3: (0.2) 1, Ridgeon 13.46; 2, Markin 13.56; 3, Höffer 13.70; 4, Mikael Ylöstalo FIN 13.90; 5, Ulf Söderman SWE 14.01; 6, Luigi Bertocchi ITA 14.02; 7, Judex Lefou MRI 14.35; Javier Moracho ESP DNS

Heat 4: (0.4) 1, Pierce 13.61; 2, Walker 13.62; 3, Kazanov 13.80; 4, T. J. Kearns IRL 14.02; 5, Derek Knowles BAH 14.39; 6, João Lima POR 14.41; Stephen Kerho CAN DNS; Jean-Marc Muster SUI DNF

Heat 5: (0.9) 1, Caristan 13.44; 2, Bakos 13.76; 3, Cletus Clark USA 13.81; 4, Michael Radzey FRG 13.82; 5, Gianni Tozzi ITA 13.87; 6, Sergey Usov URS 13.90; Alain Cuyper BEL DNF

Semi-finals (First 4 to final) (Sep 1)

Heat 1: (-0.5) 1, Ridgeon 13.34; 2, Foster 13.41; 3, Sala 13.60; 4, Bryggare 13.62; 5, Aleksandr Markin URS 13.63; 6, Krzysztof Platek POL 13.68; 7, Ales Höffer TCH 13.78; 8, Florian Schwarhoff FRG 13.98

Heat 2: (-1.3) 1, McKoy 13.42; 2, Pierce 13.45; 3, Kazanov 13.58; 4, Jackson 13.58; 5, Stéphane Caristan FRA 13.62; 6, Nigel Walker GBR 13.68; 7, György Bakos HUN 13.90; 8, Jiri Hudec TCH 14.06

110 Metres Hurdles Helsinki 1983

Final (Aug 12) (1.3)

1,	Greg Foster	USA	13.42
2,	Arto Bryggare	FIN	13.46
3,	Willie Gault	USA	13.48
4,	Mark McKoy	CAN	13.56
5,	Thomas Munkelt	GDR	13.66
6,	György Bakos	HUN	13.68
7,	Ventsislav Radev	BUL	13.73
8,	Sam Turner	USA	13.82

A capacity crowd turned up in the hope of seeing Finland's first medal winner. Arto Bryggare had already impressed with a national record in round one, but the favourite for the gold was US Champion Greg Foster, who won his semi in 13.22. The tall Finn got to the first hurdle first in the final and led for four flights. Foster then took control, but was lucky to stay on his feet after hitting the ninth hurdle square on the crossbar. He also went right through the tenth hurdle. It almost cost him the race. "I've never hit a hurdle like that," said Foster. "I've never been that off-balance. I wanted to stop, but something kept me going."

Despite beating their favourite, Foster endeared himself to the crowd by waving a Finnish flag at his medal ceremony.

First round (First 4 & 3 fastest to semi-finals) (Aug 11)

Heat 1: (1.1) 1, McKoy 13.53; 2, Munkelt 13.61; 3, Radev 13.78; 4, Holtom 13.85; 5, Bodo 13.91; 6, Castillo 13.93; 7, Tim Soper NZL 14.28

Heat 2: (1.9) 1, Bryggare 13.44; 2, Gault 13.66; 3, Casañas 13.70; 4, Liviu Giurgian ROU 13.98; 5, Stéphane Caristan FRA 14.10; 6, Jülius Ivan TCH 14.28; 7, Gary Bullard BAH 14.31

Heat 3: (1.9) 1, Foster 13.41; 2, Bakos 13.61; 3, Moracho 13.62; 4, Oschkenat 13.80; 5, Ion Oltean ROU 13.97; 6, Yu Zhicheng CHN 14.43; 7, San Chay Kim CAM 16.26

Heat 4: (2.1) 1, Turner 13.62w; 2, Wright 13.70; 3, Prokofyev 13.90; 4, Daniele Fontecchio ITA 14.05; 5, Wu Ching-Jing TPE 14.24; 6, Axel Schaumann FRG 14.40; 7, Jean-Daniel Ololo GAB 14.93

Semi-finals (First 4 to final) (Aug 12)

Heat 1: (0.9) 1, Foster 13.22; 2, Gault 13.48; 3, Munkelt 13.62; 4, Bakos 13.66; 5, Andrey Prokofyev URS 13.76; 6, Mark Holtom GBR 13.79; 7, Modesto Castillo DOM 14.23; Alejandro Casañas CUB DNS

Heat 2: (-0.7) 1, Bryggare 13.50; 2, Turner 13.65; 3, McKoy 13.73; 4, Radev 13.82; 5, Javier Moracho ESP 13.92; 6, Andreas Oschkenat GDR 13.93; 7, Don Wright AUS 14.28; Béla Bodo HUN DNS

Rome 1987

Final (Sep 3) (0.5)

1,	Greg Foster	USA	13.21
2,	Jon Ridgeon	GBR	13.29
3,	Colin Jackson	GBR	13.38
4,	Jack Pierce	USA	13.41
5,	Igor Kazanov	URS	13.48
6,	Carlos Sala	ESP	13.55
7,	Mark McKoy	CAN	13.71
	Arto Bryggare	FIN	DNS

Tokyo 1991

Final (Aug 29) (0.7)

			Reactions	
1,	Greg Foster	USA	13.06	0.148
2,	Jack Pierce	USA	13.06	0.114
3,	Tony Jarrett	GBR	13.25	0.160
4,	Mark McKoy	CAN	13.30	0.128
5,	Dan Philibert	FRA	13.33	0.134
6,	Vladimir Shishkin	URS	13.39	0.161
7,	Florian Schwarhoff	GER	13.41	0.154
8,	Li Tong	CHN	13.46	0.161

Foster became the first athlete to win three consecutive world titles, but he cut it very fine. Foster started well and held a narrow lead during the second half of the race, but a tremendous run-in by Pierce – fourth in Rome – brought him level with his older team-mate. The two men embraced after the finish, not knowing which one had taken gold even after watching the slow-motion replay on the scoreboard. Foster was eventually named as the winner. Jarrett's bronze was some consolation for Britain, who lost Rome bronze medallist Jackson through injury after the first round.

"As far as I'm concerned, we finished in a dead heat and we're both gold medallists," said the winner. "I would have been just as happy with second."

First round (First 3 and 1 fastest to second round) (Aug 27)

Heat 1: (0.9) 1, Kearns 13.71; 2, Hudec 13.72; 3, Giurgian 13.84; 4, Sébastien Thibault FRA 13.92; 5, Nguyen Van Loi VIE 14.74; Tomasz Nagórka POL & Ruhan Isim TUR DNF; Renaldo Nehemiah USA DNS

Heat 2: (2.2) 1, Foster 13.32w; 2, Philibert 13.34; =3, Kazanov & Kováč 13.70; 5, Joilto Bonfim BRA 13.72; 6, Mike Fenner GER 13.78; 7, Antti Haapakoski FIN 13.88

Heat 3: (2.7) 1, Li 13.34w; 2, Jarrett 13.40; 3, Sánchez 13.58; 4, Dietmar Koszewski GER 13.67; 5, Mircea Oaida ROU 13.68; 6, Gennady Dakshevich URS 13.69; 7, Georgi Georgiev BUL 14.19; 8, Judex Lefou MRI 14.26

Heat 4: (1.8) 1, Pierce 13.23; 2, McKoy 13.39; 3, Nelson 13.42; 4, Piotr Wojcik POL 13.47; 5, Herwig Rötti AUT 13.66; 6, John Caliguri AUS 13.77; 7, Zeiad Al Kheder KUW 14.48; Rashid-Shabani Al-Abdulla QAT DNF. *Wojcik could not advance to the semi-finals because of the tie for third place in heat 2*

Heat 5: (1.5) 1, Jackson 13.25; 2, Schwarhoff 13.39; 3, Shishkin 13.51; 4, Toshihiko Iwasaki JPN 13.58; 5, Kai Kyllönen FIN 13.60; 6, Carlos Sala ESP 13.73; 7, Elvis Cedeño VEN 13.85

Semi-finals (First 4 to final) (Aug 27)

Heat 1: (-1.1) 1, Pierce 13.36; 2, Schwarhoff 13.41; 3, Li 13.50; 4, Shishkin 13.52;

5, Alexis Sánchez CUB 13.81; 6, Igor Kovac TCH 13.89; 7, T. J. Kearns IRL 14.02; Colin Jackson GBR DNS

Heat 2: (0.2) 1, Jarrett 13.23; 2, Foster 13.23; 3, McKoy 13.28; 4, Philibert 13.38; 5, Igor Kazanov URS 13.65; 6, David Nelson GBR 13.67; 7, Liviu Giurgian ROU 13.82; 8, Jiri Hudec TCH 13.95

Stuttgart 1993

Final (Aug 20) (0.5)

1,	Colin Jackson	GBR	12.91WR	0.122
2,	Tony Jarrett	GBR	13.00	0.159
3,	Jack Pierce	USA	13.06	0.170
4,	Emilio Valle	CUB	13.20	0.171
5,	Florian Schwarthoff	GER	13.27	0.128
6,	Igor Kazanov	LAT	13.38	0.166
7,	Dietmar Koszewski	GER	13.60	0.153
8,	Tony Dees	USA	14.13	0.160

Three-time champion Foster did not make the US team, yet the event was of the highest quality. This was evident from the semi-finals, where Mark Crear clocked 13.38 but was eliminated. Jackson, third in Rome and injured in Tokyo, was unbeaten thus far in 1993 and was the favourite. However, the Tokyo silver and bronze medallists Pierce and Jarrett were each impressive semi-final winners.

The Welshman ran a virtually perfect race in the final. Away quickest, he was pressured only by Dees, one lane to his right. The American was heading for a possible silver medal before faltering at the fifth hurdle and fading to last place.

Jackson brushed the tenth barrier before crossing the line 0.01 inside the four year-old world record of Roger Kingdom. The place times were phenomenal. Jarrett improved his best by 0.13 to take the silver. Pierce, who again displayed a strong finish, matched his silver-medal winning time of Tokyo.

"I wanted to be precise, accurate and fast," said Jackson, who touched just two of the hurdles.

First round (First 3 & 6 fastest to semi-finals) (Aug 19)

Heat 1: (-0.7) 1, Jackson 13.23; 2, Koszewski 13.52; 3, Wojcik 13.72; 4, Grossard 13.79; 5, Fausto Frigerio ITA 13.97; 6, Pedro Chiamulera BRA 14.11; 7, Mustapha Sdad MAR 14.38

Heat 2: (-0.4) 1, Pierce 13.21; 2, Philibert 13.53; 3, Kaiser 13.54; 4, Cahill 13.70; 5, Yevgeniy Pechonkin RUS 13.85; 6, Pekka Vesterinen FIN 13.89; 7, Wagner Marseille HAI 14.03; Alex Foster CRC DNS

Heat 3: (0.4) 1, Jarrett 13.32; 2, Vander-Kuyp 13.57; 3, Kazanov 13.61; 4, Vincent Clarico FRA 13.91; 5, Joilto Bonfim BRA 14.00; 6, Henry Andrade CPV 14.64; 7, Robert Kosev MKD 14.78; 8, Robin Korving NED 14.88

Heat 4: (0.4) 1, Valle 13.32; 2, Crear 13.47; 3, Tulloch 13.59; 4, Kyllonen 13.76; 5, Vladimir Shishkin RUS 13.89; 6, Miguel Soto PUR 13.92; 7, Yusuke Tsuge JPN 14.11; Laurent Otzto ITA DNS

Heat 5: (-0.2) 1, Dees 13.53; 2, Schwarthoff 13.60; 3, Kearns 13.77; 4, Belokon 13.83; 5, Kobus Schoeman RSA 13.83; 6, Mathieu Jouys FRA 13.93; 7, Jiri Hudec CZE 14.18; 8, Avele Tanielu SAM 19.31

Heat 6: (-0.6) 1, Boroi 13.61; 2, Li 13.64; 3, Kroeker 13.71; 4, Kovac 13.71; 5, Haapakoski 13.76; 6, Sergey Usov BLR 13.90; 7, Mohammed Abdel Aal EGY 14.38; 8, Noureddine Tadjine ALG 14.50

Semi-finals (First 2 & 2 fastest to final) (Aug 19)

Heat 1: (0.0) 1, Jackson 13.13; 2, Kazanov 13.26; 3, Schwarthoff 13.31; 4, Mark Crear USA 13.38; 5, Dan Philibert FRA 13.42; 6, Piotr Wojcik POL 13.67; 7, Sean Cahill IRL 13.84; 8, Vladimir Belokon UKR 14.01

Heat 2: (-0.1) 1, Pierce 13.11; 2, Koszewski 13.48; 3, George Boroi ROU 13.54; 4, Li Tong CHN 13.59; 5, T.J. Kearns IRL 13.68; 6, Andrew Tulloch GBR 13.79; 7, Antti Haapakoski FIN 13.88; 8, Igor Kovac SVK 14.02

Heat 3: (-0.3) 1, Jarrett 13.14; 2, Dees 13.19; 3, Valle 13.19; 4, Kyle Vander-Kuyp AUS 13.48; 5, Hubert Grossard BEL 13.61; 6, Eric Kaiser GER 13.64; 7, Tim Kroeker CAN 13.74; 8, Kai Kyllönen FIN 13.96

Gothenburg 1995

Final (Aug 12) (-0.1)

1,	Allen Johnson	USA	13.00	0.143
2,	Tony Jarrett	GBR	13.04	0.129
3,	Roger Kingdom	USA	13.19	0.153
4,	Jack Pierce	USA	13.27	0.136
5,	Kyle Vander-Kuyp	AUS	13.30	0.129
6,	Dan Philibert	FRA	13.34	0.152

7,	Erick Batte	CUB	13.38	0.143
8,	Emilio Valle	CUB	13.43	0.188

There was certain to be a new champion as Colin Jackson suffered an adductor injury in the lead-up to Gothenburg and ruled himself out of contention. In any case, a serious challenge to the Briton's dominance had emerged in the shape of Allen Johnson, who in March became the first man to beat Jackson in a hurdles race since 1993.

The new American star almost went out in the second round when he stumbled badly on the run-in. He got it right when it mattered in the final, setting a personal best into a headwind despite hitting the final hurdle. Jarrett, who committed a false start, collected his fourth non-gold world medal and described himself as "the Merlene Ottey of men's track."

First round (First 4 & 8 fastest to second round) (Aug 11)

Heat 1: (-0.8) 1, Pierce 13.48; 2, Valle 13.55; 3, Tulloch 13.69; 4, Kyllönen 13.81; 5, Frank Asselman BEL 13.85; 6, Aleksandr Yenko MDA 13.97; 7, Emmanuel Romary FRA 14.11; 8, Sean Cahill IRL 14.33

Heat 2: (0.0) 1, Schwarthoff 13.45; 2, Vander-Kuyp 13.47; 3, Philibert 13.60; 4, Lisabeth 13.76; 5, Herwig Röttl AUT 13.85; 6, Gaute Gundersen NOR 13.95; 7, Pedro Chiamulera BRA 14.33; 8, Mahesh Perera SRI 14.64

Heat 3: (1.7) 1, Haapakoski 13.50; 2, Kaiser 13.63; 3, Boroi 13.65; 4, Owen 13.74; 5, Csillag 13.75; 6, Kroeker 13.76; 7, Wagner Marseille HAI 14.03; 8, Arturo Rodríguez CHI 14.11

Heat 4: (0.4) 1, Kingdom 13.35; 2, Batte 13.44; 3, Chen 13.58; 4, Albin 13.60; 5, Peders 13.78; 6, de Souza 13.84; 7, Nsenga 13.84; 8, Carlos Sala ESP 14.01

Heat 5: (-0.1) 1, Johnson 13.44; 2, Foster 13.49; 3, Clarico 13.67; 4, Torkelson 13.72; 5, Göhler 13.74; 6, Kähkönen 13.77; 7, Dakshevich 13.82; 8, Gunnar Schrör SUI 13.95

Heat 6: (-0.3) 1, Jarrett 13.57; 2, Kovác 13.66; 3, Kazanov 13.74; 4, Eriksson 13.85; 5, Joilto Bonfim BRA 13.91; 6, William Erese NGR 13.92; 7, Nur Herman Majid MAS 14.19; 8, Prodromos Katsantonis CYP 14.28

Second round (First 4 to semi-finals) (Aug 11)

Heat 1: (0.6) 1, Vander-Kuyp 13.29; 2, Kingdom 13.32; 3, Foster 13.60; 4, Tulloch 13.62; 5, Jonathan Nsenga BEL 13.67; 6, Vincent Clarico FRA 13.86; Sven Göhler GER & Niklas Eriksson SWE DNF

Heat 2: (2.8) 1, Pierce 13.34w; 2, Kovác 13.40; 3, Haapakoski 13.57; 4, Owen 13.82; 5, Patrik Torkelson SWE 13.84; 6, Tim Kroeker CAN 13.88; 7, Walms de Souza BRA 13.91; 8, Chen Yanhao CHN 18.02

Heat 3: (0.2) 1, Jarrett 13.23; 2, Schwarthoff 13.24; 3, Philibert 13.43; 4, Valle 13.47; 5, Claes Albin SWE 13.52; 6, Johan Lisabeth BEL 13.77; 7, Guntis Peders LAT 13.84; 8, Jyrki Kähkönen FIN 13.98

Heat 4: (-0.1) 1, Batte 13.44; 2, Kaiser 13.50; 3, Johnson 13.54; 4, Kazanov 13.55; 5, George Boroi ROU 13.79; 6, Levente Csillag HUN 13.92; 7, Gennadiy Dakshevich RUS 14.11; Kai Kyllönen FIN DNF

Semi-finals (First 4 to final) (Aug 12)

Heat 1: (-0.1) 1, Johnson 13.25; 2, Pierce 13.27; 3, Valle 13.27; 4, Vander-Kuyp 13.36; 5, Igor Kovác SVK 13.45; 6, Antti Haapakoski FIN 13.54; 7, Andy Tulloch GBR 13.62; 8, Eric Kaiser GER 13.71

Heat 2: (1.1) 1, Jarrett 13.19; 2, Kingdom 13.36; 3, Batte 13.39; 4, Philibert 13.49; 5, Robert Foster JAM 13.55; 6, Igor Kazanov LAT 13.61; 7, Neil Owen GBR 13.92; Florian Schwarthoff GER DNF

Athens 1997

Final (Aug 7) (0.0)

1,	Allen Johnson	USA	12.93	0.128
2,	Colin Jackson	GBR	13.05	0.118
3,	Igor Kovác	SVK	13.18	0.161
4,	Florian Schwarthoff	GER	13.20	0.141
5,	Dan Philibert	FRA	13.26	0.118
6,	Terry Reese	USA	13.30	0.117
7,	Mark Crear	USA	13.55	0.134
	Artur Kohutek	POL	DNS	

Third in 1987 and winner in a world record 12.91 in 1993, Jackson completed a set of medals by taking silver this time. Normally he would have been dejected at losing such an important race but the Welshman was delighted by his best run (13.05) for three years, returning to the highest level after many had written him off. Johnson retained his title brilliantly. Quickest away, he was a metre clear of Jackson at halfway and held his form superbly to clock 12.93, the fifth fastest ever time and just 1/100th away from the American record he shares with Roger Kingdom. Kovác outdipped Schwarthoff for the bronze, Slovakia's first World Championship medal. "I achieved the time I thought could win the gold," said Jackson, "but Allen produced a fantastic performance."

First round (First 5 & 2 fastest to final) (Aug 5)

Heat 1: (-0.6) 1, Philibert 13.43; 2, Johnson 13.52; 3, Kronberg 13.70; 4, Korving 13.80; 5, Gundersen 13.83; 6, Stamatis Magos GRE 13.92; Zhivko Videnov BUL DQ (r162.7)

Heat 2: (0.8) 1, Kohutek 13.37; 2, García 13.46; 3, Tulloch 13.69; 4, Balzer 13.70; 5, Grossard 13.74; 6, Reese 13.79; 7, Wagner Marseille HAI 14.52; Andrey Sklyarenko KAZ DNS

Heat 3: (0.1) 1, Kováč 13.36; 2, Thibault 13.50; 3, Scigaczewski 13.61; 4, Kislykh 13.67; 5, Olijars 13.79; 6, Li Tong CHN 13.89; 7, Avele Tanielu SAM 14.59; Emilio Valle CUB DNF

Heat 4: (-0.4) 1, Jarrett 13.35; 2, Clarico 13.51; 3, Mehlich 13.65; 4, Fenner 13.67; 5, Pieters 13.67; 6, Hisanobu Konae JPN 14.02; 7, Slavoljub Nikolic YUG 14.26; 8, Min Min Tun MYA 15.58

Heat 5: (-0.3) 1, Schwarhoff 13.44; 2, Torian 13.51; 3, Vander-Kuyp 13.61; 4, Peders 13.73; 5, Chiamulera 13.93; 6, Peter Coghlan IRL 13.94; 7, William Erese NGR 13.95; 8, Simohammed Boukrouna MAR 14.22

Heat 6: (0.3) 1, Jackson 13.19; 2, Crear 13.46; 3, Nsenga 13.53; 4, Haapakoski 13.75; 5, Lichtenegger 13.78; 6, Naivalu 13.82; 7, Levente Csillag HUN 13.96; 8, Blaz Korent SLO 14.20

Second round (First 3 & 4 fastest to semi-finals) (Aug 5)

Heat 1: (0.1) 1, Crear 13.15; 2, Jackson 13.19; 3, Korving 13.44; 4, Mike Fenner GER 13.50; 5, Ronald Mehlich POL 13.51; 6, Sven Pieters BEL 13.55; 7, Sébastien Thibault FRA 13.62; 8, Jovesa Naivalu FIJ 14.04

Heat 2: (1.2) 1, Johnson 13.22; 2, Kohutek 13.27; 3, Philibert 13.33; 4, Balzer 13.37; 5, Nsenga 13.50; 6, Stanislav Olijars LAT 13.62; 7, Andy Tulloch GBR 13.63; 8, Gaute Gundersen NOR 13.91

Heat 3: (-0.1) 1, Jarrett 13.27; 2, García 13.46; 3, Vander-Kuyp 13.53; 4, Reggie Torian USA 13.64; 5, Antti Haapakoski FIN 13.72; 6, Robert Kronberg SWE 13.73; 7, Pedro Chiamulera BRA 13.86; 8, Hubert Grossard BEL 14.01

Heat 4: (0.8) 1, Kováč 13.23; 2, Reese 13.30; 3, Schwarhoff 13.30; 4, Clarico 13.41; 5, Kislykh 13.43; 6, Guntis Peders LAT 13.55; 7, Elmar Lichtenegger AUT 13.70; 8, Tomasz Scigaczewski POL 13.73

Semi-finals (First 4 to final) (Aug 6)

Heat 1: (-0.7) 1, Jackson 13.24; 2, Johnson 13.31; 3, Kováč 13.38; 4, Reese 13.45; 5, Robin Korving NED 13.51; 6, Vincent Clarico FRA 13.53; 7, Andrey Kislykh RUS 13.78; 8, Falk Balzer GER 14.06

Heat 2: (1.1) 1, Schwarhoff 13.29; 2, Philibert 13.30; 3, Crear 13.35; 4, Kohutek 13.39; 5, Kyle Vander-Kuyp AUS 13.49; 6, Tony Jarrett GBR 13.50; 7, Jonathan Nsenga BEL 13.58; Anier García CUB DNS

Seville 1999**Final (Aug 25) (1.0)**

1,	Colin Jackson	GBR	13.04	0.116
2,	Anier García	CUB	13.07	0.158
3,	Duane Ross	USA	13.12	0.141
4,	Tony Dees	USA	13.22	0.148
5,	Falk Balzer	GER	13.26	0.153
6,	Yoel Hernández	CUB	13.30	0.129
7,	Florian Schwarhoff	GER	13.39	0.132
8,	Jonathan Nsenga	BEL	13.54	0.142

The USA, who had provided the winner of five of the previous six finals in this event, suffered a double blow when Crear, the only man under 13 seconds in 1999, was disqualified from his quarter-final for two false starts and Johnson (seeking his third world title) strained a calf muscle warming up for his semi and withdrew. However, the USA still fielded a strong contender in Ross (4th in their Trials and thus competing only because Johnson had a 'wild card') who was fastest in the quarter-finals (personal best of 13.13) and semis (13.14). Also impressive in the other semi was García, who edged Jackson in 13.18.

Both García (with a Central American record) and Ross ran their fastest ever times in the final, but world record holder Jackson used his unrivalled dip to regain the title he last won in 1993. His time was a season's best of 13.04 and he made history by becoming the first Briton in any event to win a second world title. "Lots of people had written me off as past it but I knew I still had another championship in me," he said.

First round (First 4 & 8 fastest to second round) (Aug 23)

Heat 1: (0.6) 1, Ross 13.39; 2, Dorival 13.42; 3, Schwarhoff 13.50; 4, Kronberg 13.62; 5, Montesinos 13.74; 6, Marcio de Souza BRA 13.83; 7, Paul Sehzie LBR 14.68

Heat 2: (0.2) 1, Crear 13.30; 2, Scigaczewski 13.54; 3, Chen 13.55; 4, Coghlan 13.64; 5, Luiz André Balcers BRA 13.84; 6, Adrian Woodley CAN 13.95; 7, Ken-ichi Sakurai JPN 14.01

Heat 3: (-0.3) 1, Johnson 13.46; 2, Philibert 13.53; 3, Hernández 13.53; 4, Kováč 13.63; 5, Brown 13.67; 6, Erese 13.76; 7, Victor Houston BAR 13.86

Heat 4: (-0.4) 1, Balzer 13.35; 2, Nsenga 13.44; 3, Korving 13.45; 4, Tanigawa 13.65; 5, Bownes 13.65; 6, Emiliano Pizzoli ITA 13.79; 7, Pinheiro Leocadio STP 15.74

Heat 5: (-0.5) 1, C. Jackson 13.19; 2, Olijars 13.28; 3, Dees 13.57; 4, Batte 13.62; 5, Grava 13.64; 6, J. Jackson 13.64; 7, Andrey Kislykh RUS 13.83

Heat 6: (0.0) 1, García 13.40; 2, Lichtenegger 13.50; 3, Vander-Kuyp 13.55; 4, Leberer 13.65; 5, Niemi 13.66; 6, Giaconi 13.71

Second round (First 4 to semi-finals) (Aug 23)

Heat 1: (-0.4) 1, C. Jackson 13.13; 2, García 13.20; 3, Korving 13.30; 4, Coghlan 13.37; 5, Tomasz Scigaczewski POL 13.54; 6, Satoru Tanigawa JPN 13.58; 7, Steve Brown TRI 13.62; 8, Matti Niemi FIN 14.17

Heat 2: (-0.2) 1, C. Jackson 13.21; 2, Dees 13.29; 3, Nsenga 13.37; 4, Dorival 13.42; 5, Chen Yanhao CHN 13.53; 6, Ralf Leberer GER 13.54; 7, Kyle Vander-Kuyp AUS 13.56; 8, William Erese NGR 13.65

Heat 3: (0.2) 1, Olijars 13.30; 2, Lichtenegger 13.43; 3, Batte 13.48; 4, Schwarhoff 13.50; 5, Robert Kronberg SWE 13.56; 6, Jean-Marc Grava FRA 13.63; 7, Hipólito Montesinos ESP 13.78; Mark Crear USA DQ (r162.7)

Heat 4: (0.1) 1, Hernández 13.35; 2, Balzer 13.38; 3, Philibert 13.47; 4, Johnson 13.48; 5, Igor Kováč SVK 13.56; 6, Andrea Giaconi ITA 13.61; 7, Shaun Bownes RSA 13.74; 8, Jeffrey Jackson ISV 14.32

Semi-finals (First 4 to final) (Aug 24)

Heat 1: (0.0) 1, Ross 13.14; 2, Schwarhoff 13.30; 3, Hernández 13.32; 4, Balzer 13.32; 5, Peter Coghlan IRL 13.35; 6, Erik Batte CUB 13.40; 7, Robin Korving NED 13.45; 8, Elmar Lichtenegger AUT 13.52

Heat 2: (0.0) 1, García 13.18; 2, Jackson 13.19; 3, Dees 13.30; 4, Nsenga 13.47; 5, Dan Philibert FRA 13.49; 6, Stanislav Olijars LAT 13.70; 7, Dudley Dorival HAI 13.86; Allen Johnson USA DNS

Edmonton 2001**Final (Aug 9) (-0.3)**

1,	Allen Johnson	USA	13.04	0.150
2,	Anier García	CUB	13.07	0.150
3,	Dudley Dorival	HAI	13.25	0.134
4,	Yoel Hernández	CUB	13.30	0.151
5,	Robert Kronberg	SWE	13.51	0.136
6,	Yevgeniy Pechonkin	RUS	13.52	0.131
7,	Dawane Wallace	USA	13.76	0.159
8,	Shaun Bownes	RSA	13.84	0.133

Allen Johnson joined Greg Foster as a three-time winner. The 30 year-old American was off to an excellent start, though he proceeded to knock down five hurdles, allowing Olympic Champion García to close in the second half of the race. The Cuban couldn't get level with Johnson and wound up second again in 13.07 to Johnson's 13.04. Those first two times were exactly the same as in 1999. In third place, Dorival won Haiti's first ever World Championship medal.

First round (First 3 & 6 fastest to semi-finals) (Aug 7)

Heat 1: (0.1) 1, Johnson 13.59; 2, Hernández 13.63; 3, Jarrett 13.64; 4, Naito 13.80; 5, Gabriel Burnett BAR 13.93; 6, Andrey Sklyarenko KAZ 14.02; 7, Hendrey Ah-Tchoy PYF 16.34

Heat 2: (-0.6) 1, Hernández 13.56; 2, Schwarhoff 13.58; 3, Kronberg 13.59; 4, Randriamihaja 13.61; 5, Paulo Villar COL 13.82; 6, Paul Gray GBR 13.96; 7, Sados Sanchez PAN 14.34

Heat 3: (1.7) 1, García 13.21; 2, Fenner 13.46; 3, Videnov 13.59; 4, Jones 13.72; 5, Satoru Tanigawa JPN 13.85; 6, David Ilariani GEO 14.08; Damien Greaves GBR DQ (r162.7)

Heat 4: (2.1) 1, Wallace 13.28w; 2, Kohutek 13.54w; 3, Liu 13.60w; 4, Crews 13.60w; 5, Jarno Jokihäärä FIN 13.89w; 6, Damjan Zlatnar SLO 13.97

Heat 5: (0.0) 1, Trammell 13.40; 2, Pechonkin 13.58; 3, Nsenga 13.74; 4, Felipe Vivancos ESP 13.84; 5, Marcio de Souza BRA 13.88; 6, Sultan Tucker LBR 13.92; 7, Raiea Khrasat JOR 15.01

Heat 6: (1.0) 1, Dorival 13.33; 2, Bownes 13.38; 3, Lichtenegger 13.39; 4, Coghlan 13.57; 5, Mubarak 13.72; 6, Maurice Wignall JAM 13.88; 7, Omar Abdullah Al-Rawahi UAE 19.01

Semi-finals (First 2 & 2 fastest to final) (Aug 8)

Heat 1: (1.0) 1, García 13.19; 2, Johnson 13.27; 3, Bownes 13.29; 4, Elmar Lichtenegger AUT 13.42; 5, Peter Coghlan IRL 13.61; 6, Masato Naito JPN 13.73; 7, Jonathan Nsenga BEL 13.89; Florian Schwarhoff GER DNF

Heat 2: (0.8) 1, Pechonkin 13.38; 2, Kronberg 13.38; 3, Wallace 13.41; 4, Mike Fenner GER 13.49; 5, Yuniel Hernández CUB 13.56; 6, Stephen Jones BAR 13.71; 7, Berlioz Randriamihaja MAD 13.77; Tony Jarrett GBR DQ (r162.7)

Heat 3: (-0.2) 1, Hernández 13.33; 2, Dorival 13.43; 3, Terrence Trammell USA 13.44; 4, Liu Xiang CHN 13.51; 5, Zhivko Videnov BUL 13.55; 6, Jerome Crews GER 13.55; 7, Artur Kohutek POL 13.60; 8, Mubarak Ata Mubarak KSA 13.98

Paris 2003**Final (Aug 30) (0.3)**

1,	Allen Johnson	USA	13.12	0.159
2,	Terrence Trammell	USA	13.20	0.154
3,	Liu Xiang	CHN	13.23	0.140

4,	Larry Wade	USA	13.34	0.157
5,	Marcio de Souza	BRA	13.48	0.155
6,	Shi Dongpeng	CHN	13.55	0.145
7,	Yoel Hernández	CUB	13.57	0.152
	Chris Phillips	USA	DQ (r40.1)	0.150
			(13.36)	

Only three men had ever won this title before Paris, and that figure held as Allen Johnson (33) took gold for a fourth time. The heats saw the injury of Olijars, the only man to have defeated Johnson so far in 2003. In the final the American started well and settled into a winning rhythm despite his habit of clipping every hurdle. Liu won China's first ever male track medal and prevented a United States sweep of the first four places. However it was later confirmed that the US number four Phillips had committed a doping violation.

First round (First 3 & 9 fastest to semi-finals) (Aug 28)

Heat 1: (0.2) 1, Kronberg 13.46; 2, Liu 13.48; 3, Trammell 13.51; 4, Sedoc 13.62; 5, Erese 13.67; 6, Giaconi 13.69; 7, Arlindo Pinheiro STP 15.10

Heat 2: (0.1) 1, Johnson 13.42; 2, de Souza 13.43; 3, Bownes 13.50; 4, Hernández 13.56; 5, Chris Pinnock JAM 13.74; 6, David Ilariani GEO 13.89; 7, Peter Coghlan IRL 13.90

Heat 3: (0.0) 1, Inocêncio 13.62; 2, Newton 13.62; 3, Nossmy 13.68; 4, Crews 13.72; 5, Berlioz Randriamihaja MAD 13.80; 6, Mohd Faiz Mohammad MAS 14.17; Stanislav Olijar LAT DNF

Heat 4: (0.3) 1, Wade 13.49; 2, dos Santos 13.57; 3, Naito 13.59; 4, Quiñónez 13.67; 5, Niemi 13.69

Heat 5: (0.2) 1, Doucouré 13.31; 2, Dorival 13.41; 3, Shi 13.48; 4, Allen 13.67; 5, Kuripitone Betham SAM 16.24; Jonathan Nsenga BEL DNF; Phillips DQ (r40.1) (13.26)

Semi-finals (First 2 & 2 fastest to final) (Aug 29)

Heat 1: (0.4) 1, Shi 13.53; 2, Wade 13.55; 3, Robert Kronberg SWE 13.60; 4, Robert Newton GBR 13.62; 5, William Erese NGR 13.70; 6, Philip Nossmy SWE 13.72; 7, Redelén dos Santos BRA 13.77; 8, Matti Niemi FIN 13.86

Heat 2: (0.0) 1, Johnson 13.19; 2, Liu 13.46; 3, Hernández 13.49; 4, Mateus Inocêncio BRA 13.59; 5, Dudley Dorival HAI 13.59; 6, Masato Naito JPN 13.68; 7, Andrea Giaconi ITA 13.84; 8, Charles Allen CAN 14.19

Heat 3: (0.6) 1, Trammell 13.34; 2, de Souza 13.48; 3, Shaun Bownes RSA 13.53; 4, Ladji Doucouré FRA 13.54; 5, Jerome Crews GER 13.67; 6, Jackson Quiñónez ECU 13.72; 7, Gregory Sedoc NED 13.74; Phillips DQ (r40.1) (13.48)

Helsinki 2005

Final (Aug 12) (-0.2)

1,	Ladji Doucouré	FRA	13.07	0.164
2,	Liu Xiang	CHN	13.08	0.142
3,	Allen Johnson	USA	13.10	0.147
4,	Dominique Arnold	USA	13.13	0.173
5,	Terrence Trammell	USA	13.20	0.222
6,	Joel Brown	USA	13.47	0.160
7,	Maurice Wignall	JAM	13.47	0.167
8,	Mateus Inocêncio	BRA	13.48	0.157

The heats were run into headwinds during storms and the fastest man was Liu (13.73). Defending Champion Johnson clocked 13.92 and noted "I've never run into a headwind like that. I felt like I was being blown backwards." Conditions were not much better the next day, and the three races were won by Doucouré, Trammell and Johnson.

Johnson was out quickest in the final, with Doucouré inches behind at the first hurdle. The Frenchman, with his upright stance, high lead leg and quick snapdown, took the lead at the third hurdle, with Johnson and Trammell closest to him. Liu came next and the slow-starting Arnold was in sixth place. Doucouré and Johnson both hit the last hurdle hard, allowing the fast-closing Liu to catch up. Doucouré looked like a clear winner across the line, but Liu's closing lean helped him to get within 1/100th of the statuesque Frenchman. Johnson won an unprecedented fifth medal [his first non-gold] in holding off the fast-closing Arnold 13.10 to 13.13.

First round (First 3 & 6 fastest to semi-finals) (Aug 10)

Heat 1: (-5.1) 1, Blaschek 13.86; 2, Johnson 13.92; 3, Hernández 14.03; 4, Ivan Bitzi SUI 14.26; 5, Cédric Lavanne FRA 14.49; 6, Alexandros Theofánof GRE 14.73; 7, Todd Matthews Jouda SUD 15.43

Heat 2: (-0.3) 1, Liu 13.73; 2, dos Santos 13.74; 3, Nsenga 13.89; 4, García 14.01; 5, Lichtenegger 14.04; 6, Matti Niemi FIN 14.18; 7, Jackson Quiñónez ECU 14.34; 8, Baymurat Ashimuradov TKM 15.52

Heat 3: (-3.4) 1, Doucouré 13.86; 2, Inocêncio 13.96; 3, Pinnock 14.11; 4, Gregory Sedoc NED 14.24; 5, Sergey Demidyuk UKR 14.25; 6, Karl Jennings CAN 14.30; 7, Sultan Tucker LBR 14.34; Andrea Giaconi ITA DNS

Heat 4: (-1.1) 1, Shi 13.80; 2, Trammell 13.80; 3, Peremota 13.89; 4, Kronberg 13.89; 5, Naito 13.90; 6, Allan Scott GBR 14.18; 7, Peter Coghlan IRL 14.57; 8, Tang Hon Sing HKG 14.83

Heat 5: (-2.8) 1, da Silva 13.96; 2, Arnold 13.96; 3, van der Westen 14.01; 4, Paulo Villar COL 14.12; 5, Berlioz Randriamihaja MAD 14.18; 6, Satoru Tanigawa JPN 14.25; 7, Felipe Vivancos ESP 14.34; 8, Julien Mvoutoukoulou CGO 15.41

Heat 6: (-1.8) 1, Robles 13.83; 2, Olijar 13.86; 3, Brown 13.90; 4, Wignall 13.90; 5, Dorival 14.02; 6, Wu Youjia CHN 14.38; 7, David Ilariani GEO 14.88; 8, Suphan Wongsriphuckk THA 15.05

Semi-finals (First 2 & 2 fastest to final) (Aug 11)

Heat 1: (-0.5) 1, Doucouré 13.35; 2, Arnold 13.39; 3, Shi Dongpeng CHN 13.44; 4, Yoel Hernández CUB 13.54; 5, Igor Peremota RUS 13.71; 6, Redelén dos Santos BRA 13.88; 7, Masato Naito JPN 13.88; 8, Dudley Dorival HAI 14.11

Heat 2: (-0.4) 1, Trammell 13.31; 2, Liu 13.42; 3, Stanislav Olijar LAT 13.53; 4, Anselmo da Silva BRA 13.63; 5, Robert Kronberg SWE 13.69; 6, Chris Pinnock JAM 13.73; 7, Jonathan Nsenga BEL 13.94; 8, Anier García CUB 13.99

Heat 3: (-1.9) 1, Johnson 13.23; 2, Wignall 13.24; 3, Inocêncio 13.39; 4, Brown 13.43; 5, Thomas Blaschek GER 13.45; 6, Marcel van der Westen NED 13.63; 7, Elmar Lichtenegger AUT 13.74; 8, Dayron Robles CUB 14.16

Osaka 2007

Final (Aug 31) (1.7)

1,	Liu Xiang	CHN	12.95	0.161
2,	Terrence Trammell	USA	12.99	0.205
3,	David Payne	USA	13.02	0.141
4,	Dayron Robles	CUB	13.15	0.164
5,	Shi Dongpeng	CHN	13.19	0.150
6,	Sergiy Demidyuk	UKR	13.22	0.136
7,	Jackson Quiñónez	ESP	13.33	0.172
8,	Maurice Wignall	JAM	13.39	0.144

Liu and Trammell were the only sub-13 performers in 2007, with the Olympic Champion from China the marginal favourite in Osaka. It was his compatriot Shi who was the fastest in the heats with a personal best of 13.22. Behind him Payne ran 13.27. Three days before that race Payne was at home in Virginia, but flew to Osaka when Dominique Arnold had to withdraw with an Achilles injury.

World record holder Liu was drawn in lane nine in the final because he had eased off in his semi-final and was only the second-quickest of those who placed second in that round. Despite of a reaction more than 0.03 slower than any other finalist, Trammell was the leader at the first hurdle, with Payne and Robles just behind. Trammell moved away from Payne, but Liu began to move up, and was second by the sixth barrier. Liu's momentum was irresistible, and he caught Trammell at the ninth hurdle, and won by almost half a metre with the first sub-13 at the World championships since 1997. Trammell also dipped below 13 seconds, and needed it to hold off the remarkable Payne 12.99 to 13.02.

First round (First 3 & 9 fastest to semi-finals) (Aug 29)

Heat 1: (0.4) 1, Trammell 13.40; 2, Sedoc 13.48; 3, Kronberg 13.51; 4, Xing 13.56; 5, Blaschek 13.56; 6, Konstadinos Douvalidis GRE 13.74; 7, Éder Antonio Souza BRA 13.86; 8, Tarmo Jallai EST 14.16

Heat 2: (-0.6) 1, Liu 13.36; 2, Quiñónez 13.39; 3, Wignall 13.47; 4, Demidyuk 13.53; 5, da Silva 13.58; 6, Selim Nurudeen NGR 13.78; 7, Kenji Yahata JPN 13.92; 8, Abdul Hakeem Abdul Halim SIN 14.94

Heat 3: (-0.2) 1, Olijars 13.38; 2, Hernández 13.46; 3, Naito 13.54; 4, Brathwaite 13.62; 5, Oliver 13.66; 6, Mohamed Aissa Al-Thawadi QAT 13.67; 7, Joseph-Berlioz Randriamihaja MAD 13.83; Felipe Vivancos ESP DQ (r163.3)

Heat 4: (0.6) 1, Robles 13.41; 2, Doucouré 13.61; 3, Tanonaka 13.61; 4, Degtelt 13.61; 5, MacLeod 13.61; 6, Shaun Bownes RSA 13.81; 7, David Ilariani GEO 13.82; 8, Igor Peremota RUS 13.84

Heat 5: (0.6) 1, Shi 13.22; 2, Payne 13.27; 3, Turner 13.27; 4, Dorival 13.63; 5, Andreas Kundert SUI 13.68; 6, Shamar Sands BAH 13.72; 7, Damjan Zlatnar SLO 13.77; 8, Bano Traore FRA 13.84

Semi-finals (First 2 & 2 fastest to final) (Aug 30)

Heat 1: (-0.4) 1, Payne 13.19; 2, Shi 13.24; 3, Wignall 13.29; 4, Quiñónez 13.33; 5, Anselmo Gomes da Silva BRA 13.53; 6, Robert Kronberg SWE 13.58; 7, Adrien Degtelt BEL 13.70; 8, Dudley Dorival HAI 13.82

Heat 2: (-0.3) 1, Trammell 13.23; 2, Demidyuk 13.35; 3, Ladji Doucouré FRA 13.36; 4, Yoel Hernández CUB 13.37; 5, Xing Yanan CHN 13.59; 6, Tasuku Tanonaka JPN 13.62; 7, Stanislav Olijars LAT 13.78; 8, Ryan Brathwaite BAR 13.87

Heat 3: (-1.0) 1, Robles 13.21; 2, Liu 13.25; 3, Andy Turner GBR 13.38; 4, David Oliver USA 13.42; 5, Gregory Sedoc NED 13.58; 6, Masato Naito JPN 13.58; 7, Jared MacLeod CAN 13.66; 8, Thomas Blaschek GER 13.77

110 METRES HURDLES

Multiple Medallists:

5	Allen Johnson	USA	95-1, 97-1, 01-1, 03-1, 05-3
4	Colin Jackson	GBR	87-3, 93-1, 97-2, 99-1
3	Greg Foster	USA	83-1, 87-1, 91-1
	Tony Jarrett	GBR	91-3, 93-2, 95-2
	Liu Xiang	CHN	03-3, 05-2, 07-1
2	Jack Pierce	USA	91-2, 93-3
	Anier Garcia	CUB	99-2, 01-2
	Terrence Trammell	USA	03-2, 07-2

Most Finals:

5	Johnson		
4	Jackson		
	Pierce		
	Florian Schwarthoff	GER	91-7, 93-5, 97-4, 99-7

Most Appearances:

7	Swarthoff	FRG/GER	87-8s1, 91-7, 93-5, 95-dnf/s2, 97-4, 99-7, 01-dnf/s1
6	Johnson	USA	95-1, 97-1, 99-dns/s2, 01-1, 03-1, 05-3
	Jonathan Nsenga	BEL	95-5q1, 97-7s2, 99-8, 01-7s1, 03-dnf/h5, 05-7s2
	Robert Kronberg	SWE	97-6q3, 99-5q3, 01-5, 03-3s1, 05-5s2, 07-6s1

National Placings:

	1	2	3	4	5	6	7	8	Points
USA	7	3	6	5	1	2	2	2	154
GBR	2	4	2	-	-	-	-	-	56
CUB	-	2	-	3	-	1	2	1	37
CHN	1	1	1	-	1	1	-	1	29
GER	-	-	-	1	3	-	3	-	23
FRA	1	-	-	-	2	1	-	-	19
CAN	-	-	-	2	-	-	1	-	12
FIN	-	1	-	-	-	-	-	-	7
URS	-	-	-	-	1	1	-	-	7
HAI	-	-	1	-	-	-	-	-	6
SVK	-	-	1	-	-	-	-	-	6
BRA	-	-	-	-	1	-	-	1	5
ESP	-	-	-	-	-	1	1	-	5
AUS	-	-	-	-	1	-	-	-	4
SWE	-	-	-	-	1	-	-	-	4
HUN	-	-	-	-	-	1	-	-	3
LAT	-	-	-	-	-	1	-	-	3
RUS	-	-	-	-	-	1	-	-	3
UKR	-	-	-	-	-	1	-	-	3
JAM	-	-	-	-	-	-	1	1	3
BUL	-	-	-	-	-	-	1	-	2
BEL	-	-	-	-	-	-	-	1	1
RSA	-	-	-	-	-	-	-	1	1
Totals	11	11	11	11	11	11	11	8	393

First round (First 2 & 6 fastest to semi-finals) (Aug 7)

Heat 1: 1, Phillips 50.44; 2, Tommelein 50.99; 3, Gary Oakes GBR 51.23; 4, Ian Newhouse CAN 51.45; 5, Meshak Munyoro KEN 53.25; 6, Paiwa Bogela PNG 54.68; Aleksandr Yatsevich URS DNF

Heat 2: 1, Kharlov 50.12; 2, Nylander 50.23; 3, Alonso 50.53; 4, Vladislav Pecen TCH 50.86; 5, István Takács HUN 50.97; 6, Peter Rwamuhanda UGA 50.99

Heat 3: 1, Lee 50.15; 2, Tomov 50.39; 3, Smith 50.64; 4, Thomas Futterknecht AUT 50.68; 5, António Ferreira BRA 50.76; 6, Stephen Sole GBR 51.80; 7, Ahmed Ghamen EGY 52.32

Heat 4: 1, Moses 49.54; 2, Ogidi 50.44; 3, Dia Bâ 50.59; 4, Demirev 50.62; 5, Greg Rolle BAH 50.92; 6, Rok Kopitar YUG 52.34; Carlos Azulay ESP DQ

Heat 5: 1, Schmid 49.99; 2, Szparak 50.09; 3, Meier 50.09; 4, Hamada 50.53; 5, Petter Hesselberg NOR 51.67; 6, Yorgos Vamvakas GRE 51.92; 7, David Charlton BAH 52.02

Semi-finals (First 4 to final) (Aug 8)

Heat 1: 1, Moses 48.11; 2, Phillips 48.99; 3, Dia Bâ 49.18; 4, Kharlov 49.75; 5, Ahmed Hamada BRN 50.04; 6, Franz Meier SUI 50.31; 7, Rik Tommelein BEL 50.54; Toma Tomov BUL DNF

Heat 2: 1, Schmid 48.57; 2, Lee 48.63; 3, Szparak 49.17; 4, Nylander 49.18; 5, Daniel Ogidi NGR 49.51; 6, José Alonso ESP 49.91; 7, Karl Smith JAM 49.99; 8, Krasimir Demirev BUL 50.91

Rome 1987

Final (Sep 1)

1,	Edwin Moses	USA	47.46
2,	Danny Harris	USA	47.48
3,	Harald Schmid	FRG	47.48
4,	Sven Nylander	SWE	48.37
5,	Amadou Dia Bâ	SEN	48.37
6,	Henry Amike	NGR	48.63
7,	Kriss Akabusi	GBR	48.74
8,	José Alonso	ESP	49.46

While Helsinki provided Moses with an opportunity to exhibit his crushing domination, Rome saw the American retain his title by a thrillingly narrow margin. Moses's win streak had been brought to an end by fellow American Harris the previous June. Schmid, meanwhile, had been in the form of his life, with two sub-48 clockings earlier in the summer.

Drawn inside his two great rivals in the final, Moses went off quickly and held a 2m lead from Schmid on the final bend. The American, 32 the day before, surged further ahead in the finishing straight. Harris drew level with Schmid and the two gained on Moses down the homestraight. It was clear that the American would not enjoy his usual margin of victory, but it was not until after the tenth hurdle that Schmid and Harris sensed they too had a chance to win. Moses faded while the chasing pair suddenly gained.

The three crossed the finish line together. At first sight, Moses looked the winner, but the television replay, which revealed the desperate dips of all three men, caused second thoughts. Finally the announcer confirmed the result, in which the first five placings were the same as in Los Angeles three years earlier. The race was regarded as the greatest ever at 400m hurdles.

First round (First 2 & 4 fastest to semi-finals) (Aug 30)

Heat 1: 1, Moses 49.03; 2, Amike 49.56; 3, Yoshida 49.87; 4, Simon Kitur KEN 50.30; 5, Martin Gillingham GBR 50.64; 6, Michel Zimmermann BEL 50.70; 7, Pedro Chiamulera BRA 50.71; Victor Lima STP DNS

Heat 2: 1, Harris 48.74; 2, Robertson 49.73; 3, Ochako 49.86; 4, Gilles Vimbert FRA 50.34; 5, Thomas Futterknecht AUT 50.44; 6, Pablo Squella CHI 50.73; 7, Edgar Itt FRG 51.18; Prince Dowai SLE DNS

Heat 3: 1, Schmid 49.28; 2, Akabusi 49.36; 3, Vasilyev 49.99; 4, Joseph Maritim KEN 50.04; 5, Angelo Locci ITA 51.15; 6, Shigenori Ohmori JPN 51.20; 7, Rok Kopitar YUG 51.53; 8, Ilian Goldwasser ISR 52.54

Heat 4: 1, Nylander 49.95; 2, Dia Bâ 50.02; 3, Uwe Schmitt FRG 50.54; 4, Rik Tommelein BEL 50.63; 5, Jasem Al Dowaila KUW 50.97; 6, Krasimir Demirev BUL 51.07; 7, Jozef Kucej TCH 51.13; 8, Wilfredo Ferrer VEN 53.03

Heat 5: 1, Tomov 49.27; 2, Graham 49.34; 3, Alonso 49.42; 4, Randy Cox TRI 50.14; 5, Philippe Gonigam FRA 50.38; 6, Daniel Ogidi NGR 50.51; 7, Klaus Ehrle AUT 50.91; 8, Ahmed Ghamen EGY 51.35

Heat 6: 1, Nyberg 50.06; 2, Patrick 50.10; 3, John Graham CAN 50.23; 4, Greg Rolle BAH 50.63; 5, Stanislav Navesnak TCH 50.65; 6, Athanassis Kaloyiannis GRE 51.94; 7, Ken Gordon AUS 52.22

Semi-finals (First 4 to final) (Aug 31)

Heat 1: 1, Schmid 48.23; 2, Harris 48.24; 3, Nylander 48.46; 4, Amike 48.50; 5, David Patrick USA 48.56; 6, Winthrop Graham JAM 48.64; 7, Shem Ochako KEN 49.87; 8, Max Robertson GBR 49.90

Heat 2: 1, Moses 48.38; 2, Dia Bâ 48.53; 3, Akabusi 48.64; 4, Alonso 49.00; 5, Thomas Nyberg SWE 49.03; 6, Toma Tomov BUL 49.11; 7, Ryoichi Yoshida JPN 49.39; Aleksandr Vasilyev URS DNF

400 Metres Hurdles

Helsinki 1983

Final (Aug 9)

1	Edwin Moses	USA	47.50
2,	Harald Schmid	FRG	48.61
3,	Aleksandr Kharlov	URS	49.03
4,	Sven Nylander	SWE	49.06
5,	Andre Phillips	USA	49.24
6,	David Lee	USA	49.32
7,	Amadou Dia Bâ	SEN	49.61
8,	Ryszard Szparak	POL	49.78

One of the greatest track athletes in history, Edwin Moses, reached his peak in 1983. He was the most commanding of champions in Helsinki, winning by 10m from European Champion Schmid, who six years earlier had been the last man to beat the American. It was the 81st consecutive win in a final by Moses, who became the first Olympic gold medallist to win a world title.

The American (lane 2) ran a controlled first half before pulling clear around the second bend. Phillips looked set for a medal, but took the eighth hurdle badly and slipped out of contention. The winner ran the second half of the race with his left shoelace undone.

Tokyo 1991

Final (Aug 27)

1,	Samuel Matete	ZAM	47.64
2,	Winthrop Graham	JAM	47.74
3,	Kriss Akabusi	GBR	47.86
4,	Kevin Young	USA	48.01
5,	Danny Harris	USA	48.46
6,	Derrick Adkins	USA	49.28
7,	Erick Keter	KEN	49.99
8,	Niklas Wallenlind	SWE	50.28

The United States' domination of this event was cracked by the rapid progress of Zambia's Samuel Matete, who just before the Tokyo World Championships had clocked the second-fastest time in history, 47.10. He was expected to contest the gold medal with Rome silver medallist Harris, but the preliminaries showed that Akabusi and Graham would also be strong factors.

In the final, Matete surprised everyone with an uncharacteristically fast start. He led down the back straight from Graham, Young and Harris. Into the finishing straight, Graham caught Matete. The two were two metres up from the American pair, who had been joined by Akabusi. Harris made a mistake at the ninth and fell back. Meanwhile, Matete got away from Graham to win by a metre. Akabusi outsprinted Young for the bronze.

The winner said that he had risked selection for Tokyo by missing the Zambian trials. He made it up with the authorities and carried the Zambian flag at the opening ceremony.

First round (First 2 and 6 fastest to semi-finals) (Aug 25)

Heat 1: 1, Harris 48.32; 2, Keter 48.62; 3, Mori 48.92; 4, Amadou Dia Bâ SEN 49.77; 5, Olaf Hense GER 50.44; 6, Pedro Rodrigues POR 50.50; 7, Marc Dollendorf BEL 51.45

Heat 2: 1, Akabusi 48.79; 2, Budko 49.26; 3, de Araujo 49.60; 4, Wallenlind 49.77; 5, Kazuhiko Yamazaki JPN 49.97; 6, Michael Grün GER 50.30; 7, Ghulam Abbas PAK 52.83

Heat 3: 1, Young 49.08; 2, Yego 49.59; 3, Chiamulera 49.67; 4, Yoshihiko Saito JPN 49.89; 5, Alain Cuypers BEL 50.21; 6, Antonio Smith VEN 50.59; 7, Carsten Köhrbrück GER 50.88

Heat 4: 1, Graham 49.13; 2, Nylander 49.61; 3, Krasimir Demirev BUL 49.77; 4, Jozef Kucej TCH 49.93; 5, Paolo Bellino ITA 50.74; 6, Ahmed Ghamen EGY 50.98; 7, Sylvain Moreau FRA 51.26; 8, Zed Abo Hamed SYR 51.57

Heat 5: 1, Matete 49.13; 2, Adkins 49.40; 3, Karube 49.57; 4, Cordero 49.60; 5, Mark Jackson CAN 50.13; 6, Leigh Miller AUS 51.76; Gideon Biwott KEN DQ

Semi-finals (First 4 to final) (Aug 26)

Heat 1: 1, Harris 48.21; 2, Graham 48.31; 3, Adkins 49.37; 4, Wallenlind 49.81; 5, Eronilde de Araujo BRA 49.91; 6, Shunji Karube JPN 49.94; 7, Gideon Yego KEN 50.07; 8, Fabrizio Mori ITA 50.70

Heat 2: 1, Akabusi 47.91; 2, Matete 48.30; 3, Young 48.39; 4, Keter 48.47; 5, Vladimir Budko URS 49.53; 6, Sven Nylander SWE 49.59; 7, Domingo Cordero PUR 49.86; 8, Pedro Chiamulera BRA 50.02

Stuttgart 1993

Final (Aug 19)

1,	Kevin Young	USA	47.18
2,	Samuel Matete	ZAM	47.60
3,	Winthrop Graham	JAM	47.62
4,	Stéphane Diagana	FRA	47.64
5,	Erick Keter	KEN	48.40
6,	Oleg Tverdokhle	UKR	48.71
7,	Derrick Adkins	USA	49.07
8,	Barnabas Kinyor	KEN	49.23

The reputation of world record holder Young had been dented when he was beaten by both Matete and Graham before the championships. These three each won their respective semi-finals, but in the final it was a Frenchman, Diagana, who went off fastest. Aware that Graham and Matete possessed quick finishes, Young made a big effort between hurdles seven and eight. He came into the straight with a lead he held to the finish. For much of the finishing straight, Diagana was in second place before being caught by Graham and Matete. He wound up fourth in the fastest non-medal time ever.

"I shut them down with my left, I shut them down with my right.

"I'm the big daddy in the house," said the charismatic winner. "Seriously, this was a fun race for me."

First round (First 3 & 3 fastest to semi-finals) (Aug 16)

Heat 1: 1, Matete 48.49; 2, Cordero 49.55; 3, Saito 49.69; 4, Vorster 49.82; 5, Jean-Paul Bruwier BEL 50.05; 6, Jozef Kucej SVK 50.18; 7, Costas Pochanis CYP 50.77

Heat 2: 1, Keter 49.39; 2, Hense 49.64; 3, Katsuki 49.72; 4, Kocuvan 49.73; 5, Juan Vallin MEX 50.90; 6, Mark Thompson JAM 51.04; 7, Alex Foster CRC 53.13

Heat 3: 1, Diagana 48.90; 2, Cadogan 49.25; 3, Robinson 49.49; 4, Pedro Rodrigues POR 50.07; 5, Eronilde de Araujo BRA 50.81; 6, Mark Jackson CAN 51.15; Jean-Claude Yekpe BEN DNS

Heat 4: 1, Adkins 49.18; 2, Biwott 49.27; 3, Frinolli 49.42; 4, Dusan Kovács HUN 49.96; 5, Aleksey Bazarov ISR 50.08; 6, Vadim Zadovynov MDA 50.24; 7, Francisco Flores HON 53.79

Heat 5: 1, Pérez 49.74; 2, Tverdokhle 50.06; 3, Mori 50.10; 4, David Patrick USA 50.32; 5, Fadhel Khayatti TUN 50.60; 6, Marek Helinurm EST 50.73; 7, Livingstone Roach SKN 53.38

Heat 6: 1, Young 49.15; 2, Kinyor 49.39; 3, Karube 49.80; 4, Hamadou Mbaye SEN 50.05; 5, Abdelhak Lahlali MAR 51.19; 6, Igor Kurochkin BLR 51.45; 7, Oscar Pitillas ESP 52.15

Heat 7: 1, Graham 49.30; 2, Wallenlind SWE 49.68; 3, Nylander SWE 49.70; 4, Dollendorf BEL 49.90; 5, Zeid Abo Hamed SYR 49.96; 6, Vesa-Pekka Pihlavisto FIN 51.05; 7, Chanond Kenchan THA 51.37

Semi-finals (First 2 & 2 fastest to final) (Aug 17)

Heat 1: 1, Graham 48.09; 2, Adkins 48.51; 3, Tverdokhle 48.62; 4, Kinyor 49.06; 5, Sven Nylander SWE 49.21; 6, Dries Vorster RSA 49.52; 7, Gary Cadogan GBR 49.59; 8, Hidekazu Katsuki JPN 49.72

Heat 2: 1, Matete 48.18; 2, Keter 48.24; 3, Fabrizio Mori ITA 49.23; 4, José Pérez CUB 49.34; 5, Yoshihiko Saito JPN 49.43; 6, Marc Dollendorf BEL 49.93; 7, Olaf Hense GER 50.05; 8, Niklas Wallenlind SWE 50.40

Heat 3: 1, Young 47.99; 2, Diagana 48.50; 3, Giorgio Frinolli ITA 49.22; 4, Shunji Karube JPN 49.31; 5, Rohan Robinson AUS 49.36; 6, Gideon Biwott KEN 49.42; 7, Domingo Cordero PUR 49.62; 8, Miro Kocuvan SLO 49.71

Gothenburg 1995

Final (Aug 10)

1,	Derrick Adkins	USA	47.98
2,	Samuel Matete	ZAM	48.03
3,	Stéphane Diagana	FRA	48.14
4,	Ruslan Mashchenko	RUS	48.83
5,	Sven Nylander	SWE	48.84
6,	Ken Harnden	ZIM	48.89
7,	Kazuhiko Yamazaki	JPN	49.22
8,	Eronilde de Araujo	BRA	49.86

It wasn't quite as exciting as the epic 1987 final, but once again three men raced almost level down the finishing straight in the final. Adkins (lane 4), contesting his third world final, started quickest and withstood challenges from former champion Matete (3) and European record holder Diagana (6). Despite labouring over the final hurdle and dipping early, he held on to win by 0.05.

"I may have gone out a little too fast because I was running out of energy at the end of the race," admitted Adkins, "I was very worried."

The race provided one of the highlights for the home crowd – Nylander's fifth place in his third world final.

First round (First 2 & 2 fastest to semi-finals) (Aug 7)

Heat 1: 1, Mori 49.37; 2, Harnden 49.65; 3, Niklas Wallenlind SWE 49.91; 4, Stephan Striezel GER 51.65; 5, Juan Vallin MEX 51.96; 6, Ibou Faye SEN 52.20; Salvador Vila ESP DQ (r163.7); Oleg Tverdokhle UKR DNF

Heat 2: 1, Diagana 49.16; 2, Terry 49.43; 3, Carlos Silva POR 49.53; 4, Patrick Ottoz ITA 49.65; 5, Ifigio Montréal ESP 50.30; 6, Barnabas Kinyor KEN 50.91; Chanont Keanchan THA DQ (r168.7)

Heat 3: 1, Graham 49.15; 2, Keter 49.27; 3, Kovács 49.30; 4, Rohan Robinson AUS 49.63; 5, Yoshihiko Saito JPN 49.91; 6, Hadi Al-Somaily KSA 50.54; 7, Jean-Paul Bruwier BEL 50.96; Gary Jennings GBR DQ (r163.3)

Heat 4: 1, Ottoz 48.90; 2, Nylander 49.10; 3, Miro Kocuvan SLO 49.45; 4, Jozef Kucej SVK 50.00; 5, Michael Kaul GER 50.23; 6, Vadim Zadovynov MDA 50.24; 7, Domingo Cordero PUR 50.42; 8, Judex Lefou MRI 51.46

Heat 5: 1, de Araujo 48.84; 2, Karube 49.07; 3, Gennadiy Gorbenko UKR 49.44; 4, Ryan Hayden USA 49.77; 5, Simon Hollingsworth AUS 50.66; 6, Hamadou Mbaye SEN 52.13; 7, Eric Krings GUA 53.78; Petteri Pulkkinen FIN DQ (r168.7)

Heat 6: 1, Yamazaki 48.37; 2, Matete 48.45; 3, Mashchenko 48.47; 4, Niklas Eriksson SWE 49.33; 5, Pawel Januszewski POL 49.43; 6, Oscar Pitillas ESP 51.28; 7, Muhammed Amin PAK 52.22; 8, Ilir Xhanari ALB 52.61

Heat 7: 1, Adkins 48.86; 2, Pérez 50.32; 3, Marc Dollendorf BEL 50.47; 4, Jimmy Coco FRA 50.80; 5, Olaf Hense GER 52.35; Gideon Biwott KEN DQ (r163.3); Gary Cadogan GBR DQ (r168.7)

Semi-finals (First 4 to final) (Aug 8)

Heat 1: 1, Adkins 48.25; 2, Diagana 48.37; 3, Mashchenko 48.75; 4, de Araújo 48.85; 5, Erick Keter KEN 49.53; 6, José Pérez CUB 50.20; Fabrizio Mori ITA & Shunji Karube JPN DQ (r168.7)

Heat 2: 1, Matete 48.50; 2, Nylander 48.53; 3, Yamazaki 48.64; 4, Harnden 48.73; 5, Laurent Otzou ITA 48.94; 6, Octavius Terry USA 49.49; 7, Dusan Kovacs HUN 49.57; Winthrop Graham JAM DQ (r168.7)

Athens 1997**Final (Aug 4)**

1,	Stéphane Diagana	FRA	47.70
2,	Llewellyn Herbert	RSA	47.86
3,	Bryan Bronson	USA	47.88
4,	Fabrizio Mori	ITA	48.05
5,	Samuel Matete	ZAM	48.11
6,	Ruslan Mashchenko	RUS	48.62
7,	Dinsdale Morgan	JAM	49.06
8,	Jirí Muzík	CZE	49.51

The advantage of having a World Championships only a year after the Olympics is that athletes who failed for whatever reason to make their mark in the Games have a quick opportunity to make amends. Diagana was such an athlete. The European record holder, who had to miss Atlanta with a stress fracture in his right foot, has the knack of peaking just right for major championships and here he timed it perfectly. His season's best before Athens was 48.44 but when it really mattered he won his semi-final in 48.14 and the final in 47.70 ahead of two men who had beaten him the previous month, Herbert and Bronson. Herbert, only 20, set a South African record of 47.86 from lane one to pip the American favourite. Among other national record breakers were Mori of Italy and a newcomer to the event, Muzik of the Czech Republic. Defending champion and Olympic gold medallist Adkins failed to reach the final.

First round (First 3 & 3 fastest to semi-finals) (Aug 2)

Heat 1: 1, Herbert 49.23; 2, Al-Nubi 49.39; 3, Weakley 49.52; 4, Marc Dollendorf BEL 49.66; 5, Tom McGuirk IRL 49.93; 6, Niklas Eriksson SWE 50.25; 7, Sinisa Pesa YUG 50.65

Heat 2: 1, Mori 48.93; 2, Soucek 49.08; 3, Saito 49.52; 4, Jean-Paul Bruwier BEL 49.56; 5, Gary Jennings GBR 49.84; 6, Vladislav Shiryayev RUS 49.95; 7, Hubert Rakotombelontsoa MAD 52.29

Heat 3: 1, Matete 48.43; 2, Muzik 48.56; 3, Morgan 49.34; 4, S'dad 49.50; 5, Chris Rawlinson GBR 49.72; 6, Nabil Selmi ALG 50.45; 7, Abdulla Sabt UAE 51.51

Heat 4: 1, Karube 48.63; 2, Woody 48.89; 3, Archer 49.11; 4, Hamed 49.21; 5, Januszewski 49.29; 6, Willi Smith NAM 51.12; 7, Domingo Cordero PUR 52.26

Heat 5: 1, Mashchenko 48.93; 2, Adkins 49.23; 3, Zadoynov 49.49; 4, Laurent Otzou ITA 49.69; 5, Egils Tebelis LAT 50.42; 6, Miro Kocuvan SLO DNF; Pascal Maran FRA DQ (r40.1) (50.82)

Heat 6: 1, Diagana 49.34; 2, Harnden 49.42; 3, Yamazaki 49.47; 4, Octavius Terry USA 49.84; 5, Kenneth Enyiazou NGR 50.12; 6, Cleverson da Silva BRA 50.63; 7, Hefeny Ibrahim EGY 50.70; Ilir Khani ALB DNF

Heat 7: 1, Bronson 48.84; 2, Kovacs 48.99; 3, Saber 49.11; 4, Jimmy Coco FRA 49.64; 5, Carlos Zbinden CHI 50.42; 6, Rohan Robinson AUS 51.67; 7, Lambros Zervakos GRE 52.94

Semi-finals (First 2 & 2 fastest to final) (Aug 3)

Heat 1: 1, Diagana 48.14; 2, Herbert 48.31; 3, Matete 48.44; 4, Mubarak Al-Nubi QAT 48.84; 5, Joey Woody USA 49.14; 6, Ian Weakley JAM 49.98; 7, Mustapha S'dad MAR 50.78; Kazuhiko Yamazaki JPN DNF

Heat 2: 1, Mashchenko 48.54; 2, Morgan 48.56; 3, Shunji Karube JPN 48.81; 4, Pawel Januszewski POL 48.94; 5, Derrick Adkins USA 48.95; 6, Lukás Soucek CZE 49.09; 7, Zid Abou Hamed AUS 49.12; 8, Ashraf Saber ITA 49.36

Heat 3: 1, Bronson 47.83; 2, Mori 48.17; 3, Muzik 48.27; 4, Dusan Kovacs HUN 48.45; 5, Ken Harnden ZIM 48.82; 6, Yoshihiko Saito JPN 49.60; 7, Vadim Zadoynov MDA 50.07; 8, Kareem Archer JAM 50.76

Seville 1999**Final (Aug 27)**

1,	Fabrizio Mori	ITA	47.72
2,	Stéphane Diagana	FRA	48.12
3,	Marcel Schelbert	SUI	48.13
4,	Eronilde de Araújo	BRA	48.13
5,	Pawel Januszewski	POL	48.19
6,	Joey Woody	USA	48.77
7,	Dinsdale Morgan	JAM	48.92

8, Torrance Zellner USA 49.06

What with injury preventing the fastest (Llewellyn Herbert) and third quickest (Chris Rawlinson) performers of the year from competing, and the favourite Taylor – who would make handsome amends in the Olympics – being eliminated from his heat when mistakenly believing the first three qualified when it was actually first two, the final was wide open.

Diagana, improving in each race following early season injury, put up a stout defence of his title and led for much of the race. But Mori, who had been disqualified for running inside his lane in his semi and then reinstated, employed his usual fast finish (after a faster than usual start) to better effect than ever before to race through to victory in the Italian record time of 47.72. A protest about him running out of lane in this race was not upheld. Despite hitting the last hurdle Diagana salvaged second just 1/100th ahead of Swiss revelation Schelbert, whose very fast finish brought him a national record and bronze medal in an exceptionally close battle for 3-4-5.

First round (First 2 & 2 fastest to semi-finals) (Aug 24)

Heat 1: 1, Yamazaki 49.08; 2, Bédi 49.38; 3, Periklis Iakovakis GRE 49.53; 4, Ken Harnden ZIM 49.72; 5, Cleverson da Silva BRA 49.98; 6, Vadim Zadoynov MDA 50.14; 7, Zaher Al-Najem SYR 50.35; Chen Tien-Wen TPE DQ (r163.3)

Heat 2: 1, Matete 48.90; 2, Silva 49.02; 3, Miro Kocuvan SLO 49.63; 4, Felix Sánchez DOM 49.67; 5, Tan Chunhua CHN 50.10; 6, Alexandre Marchand CAN 50.30; 7, Ashok Jayasundara SRI 51.70

Heat 3: 1, Mori 49.07; 2, Januszewski 49.21; 3, Muzik 49.40; 4, Pedro Rodrigues POR 49.97; 5, Sinisa Pesa YUG 50.40; 6, Curt Young PAN 51.48

Heat 4: 1, Morgan 48.99; 2, Heusse 49.82; 3, Hadi Al-Somaily KSA 49.88; 4, Darko Juricic CRO 49.96; 5, Jeff Ellis CAN 50.77; 6, Zid Abou Hamed AUS 50.85

Heat 5: 1, Diagana 48.55; 2, de Araújo 48.81; 3, Zellner 48.97; 4, Hideaki Kawamura JPN 49.66; 5, Raymond Monte CAN 50.75; 6, Ivan Wakit PNG 52.55; Costas Pochanis CYP DNF

Heat 6: 1, Schelbert 48.66; 2, Woody 49.18; 3, Ibou Faye SEN 49.48; 4, Shunji Karube JPN 49.52; 5, Mustapha Sdad MAR 49.64; 6, Anthony Borsumato GBR 50.05

Heat 7: 1, Thompson 49.17; 2, Goller 49.52; 3, Angelo Taylor USA 49.58; 4, Paul Gray GBR 50.15; 5, Vladislav Shiryayev RUS 50.34; 6, Victor Houston BAR 50.57; 7, Asha Ram Chaudhary NEP 53.87

Semi-finals (First 3 & 2 fastest to final) (Aug 25)

Heat 1: 1, Woody 48.55; 2, Januszewski 48.63; 3, Schelbert 48.80; 4, Kemal Thompson JAM 48.95; 5, Jirí Muzik CZE 49.17; 6, Samuel Matete ZAM 49.28; 7, Kazuhiko Yamazaki JPN 49.46; 8, Jean Laurent Heusse FRA 50.17

Heat 2: 1, Diagana 48.18; 2, Mori 48.29; 3, de Araújo 48.41; 4, Zellner 48.53; 5, Morgan 48.71; 6, Tibor Bédi HUN 49.00; 7, Carlos Silva POR 49.45; 8, Thomas Goller GER 49.89

Edmonton 2001**Final (Aug 10)**

1,	Felix Sánchez	DOM	47.49
2,	Fabrizio Mori	ITA	47.54
3,	Dai Tamesue	JPN	47.89
4,	Hadi Al-Somaily	KSA	47.99
5,	Chris Rawlinson	GBR	48.54
6,	Pawel Januszewski	POL	48.57
7,	Jirí Muzík	CZE	49.07
	Boris Gorban	RUS	DQ (r168.7) (48.27)

Angelo Taylor's World Championship jinx struck again. The reigning Olympic Champion almost fell over the final hurdle in his semi and was eliminated, and for the first time, no American qualified for the final of a senior global 400m hurdles championship.

In the final the small Japanese Tamesue impressed most down the backstraight. Around the last bend Al-Somaily held a slight lead and was just ahead of Tamesue at the 8th and 9th barriers. Then Sánchez (lane 5) and defending champion Mori (lane 4) came through, each with strong finishes. It was Sánchez, with a flashing red band on his right wrist, who prevailed, winning Dominica's first World Championship medal.

First round (First 3 & 6 fastest to semi-finals) (Aug 7)

Heat 1: 1, Mori 49.29; 2, Weakley 49.40; 3, Gorban 49.60; 4, Edivaldo Monteiro POR 50.42; 5, Hideaki Kawamura JPN 50.61; 6, Hariyan Ratnayake SRI 51.28; Du'aine Thorne Ladejo GBR DNS

Heat 2: 1, Sánchez 48.64; 2, Sdad 48.96; 3, Januszewski 49.33; 4, Rodríguez 49.51; 5, Davis 49.93; 6, Young 50.17; 7, Hani Al-Mourhej SYR 50.69

Heat 3: 1, Tamesue 49.45; 2, Araújo 50.16; 3, Carter 50.41; 4, Alain Rohr SUI

50.50; 5, Marnus Kritzinger RSA 51.20; 6, Mowen Boino PNG 51.82; Chen Tien-Wen TPE DQ (r168.7)

Heat 4: 1, Gardner 49.29; 2, Taylor 49.39; 3, Mashchenko 49.50; 4, Borsumato 49.65; 5, Ibou Faye SEN 50.26; 6, Monté Raymond CAN 50.71; Gennadiy Gorbenko UKR DNF

Heat 5: 1, Rawlinson 49.38; 2, Plawgo 49.75; 3, Watts 49.86; 4, Myburgh 49.96; 5, Stephan Tesarik CZE 50.30; 6, Ken Yoshizawa JPN 50.32; 7, Iain Hamden ZIM 51.67

Heat 6: 1, Al-Somaily 49.42; 2, Muzík 49.65; 3, Iakovákis 49.86; 4, Rakotoarimaindry 50.08; 5, Llewellyn Herbert RSA 50.28; 6, Roberto Cortes ESA 53.61; Viktors Lacis LAT DNF

Semi-finals (First 2 & 2 fastest to final) (Aug 8)

Heat 1: 1, Mori 48.49; 2, Al-Somaily 48.64; 3, Ian Weakley JAM 49.04; 4, Angelo Taylor USA 49.23; 5, Ruslan Mashchenko RUS 49.32; 6, Anthony Borsumato GBR 49.48; 7, Yvon Rakotoarimaindry MAD 49.81; 8, Iván Rodríguez ESP 49.92

Heat 2: 1, Rawlinson 48.27; 2, Gorban 48.50; 3, Muzík 48.53; 4, Calvin Davis USA 48.99; 5, Periklís Iakovákis GRE 49.38; 6, Neil Gardner JAM 49.57; 7, Marek Plawgo POL 49.80; 8, Alwyn Myburgh RSA 50.34

Heat 3: 1, Sánchez 48.07; 2, Tamesue 48.10; 3, Januszewski 48.40; 4, Mustapha Sdad MAR 49.14; 5, James Carter USA 49.38; 6, Mario Watts JAM 49.96; 7, Blair Young AUS 50.21; 8, Eronilde de Araujo BRA 51.23

Paris 2003

Final (Aug 29)

1,	Felix Sánchez	DOM	47.25
2,	Joey Woody	USA	48.18
3,	Periklís Iakovákis	GRE	48.24
4,	Danny McFarlane	JAM	48.30
5,	Kemel Thompson	JAM	48.51
6,	Chris Rawlinson	GBR	48.90
7,	Mubarak Al-Nubi	QAT	52.64
8,	Llewellyn Herbert	RSA	72.10

Sánchez had been unbeaten since before his Edmonton win and so was one of the biggest favourites in Paris. In his semi-final he appeared to ease off in mid-race before storming through with the day's quickest time of 48.16, though Iakovákis had reduced his Greek record to 48.17 one race earlier.

In the final Sánchez did not hold back. He was 5m ahead by the eighth barrier and went on to win by a Moses-like margin of 0.93. His time of 47.25 was the 10th-fastest ever. It looked as if Herbert would repeat his 1997 silver, but the South African fell at the final hurdle.

First round (First 3 & 9 fastest to semi-finals) (Aug 26)

Heat 1: 1, Iakovákis 48.76; 2, Thomas 48.87; 3, Diagana 49.00; 4, Tamesue 49.45; 5, Ari-Pekka Lattu FIN 50.19; 6, Adam Kunkel CAN 50.68; 7, Michael Aguilar BIZ 51.33

Heat 2: 1, Woody 48.53; 2, Rawlinson 48.73; 3, Al-Nubi 48.90; 4, Gorban 49.07; 5, Keita 49.08; 6, Rodríguez 49.37; 7, Edivaldo Monteiro POR 50.21; 8, Chen Tien-Wen TPE 51.42

Heat 3: 1, Thompson 48.63; 2, Muzík 48.88; 3, Myburgh 48.92; 4, Al-Somaily 48.97; 5, Borsumato 49.16; 6, Jakobsson 49.40; 7, Yacnier Luis CUB 49.73

Heat 4: 1, Sánchez 48.43; 2, Griffiths 48.75; 3, Cilliers 49.17; 4, Maillard 49.25; 5, Cédric El-Idrissi SUI 50.04; 6, Ken Yoshizawa JPN 50.34; 7, Bayano Kamani PAN 51.18

Heat 5: 1, Herbert 48.55; 2, McFarlane 48.86; 3, Meleshenko 48.95; 4, Tesarik 49.09; 5, Victor Okorie NGR 49.66; Bershawn Jackson USA DQ (r168.7) (48.86); Ibrahima Maïga MLI DQ (r168.7) (51.81)

Semi-finals (First 2 & 2 fastest to final) (Aug 27)

Heat 1: 1, Iakovákis 48.17; 2, Woody 48.24; 3, McFarlane 48.35; 4, Al-Nubi 48.53; 5, Stéphane Diagana FRA 48.64; 6, Boris Gorban RUS 49.62; 7, Mikael Jakobsson SWE 50.06; Anthony Borsumato GBR DNF

Heat 2: 1, Sánchez 48.16; 2, Rawlinson 48.56; 3, Dean Griffiths JAM 48.64; 4, Yevgeniy Meleshenko KAZ 48.84; 5, Alwyn Myburgh RSA 48.98; 6, Stepán Tesarik CZE 49.23; 7, Dai Tamesue JPN 49.37; 8, Naman Keita FRA 49.57

Heat 3: 1, Thompson 48.33; 2, Herbert 48.60; 3, Jiri Muzík CZE 48.82; 4, Eric Thomas USA 49.00; 5, Hadi Al-Somaily KSA 49.25; 6, Ockert Cilliers RSA 49.32; 7, Iván Rodríguez ESP 50.06; 8, Sébastien Maillard FRA 50.70

Helsinki 2005

Finals (Aug 9)

1,	Bershawn Jackson	USA	47.30
2,	James Carter	USA	47.43
3,	Dai Tamesue	JPN	48.10
4,	Kerron Clement	USA	48.18
5,	Naman Keita	FRA	48.28
6,	L. J. van Zyl	RSA	48.54

7,	Bayano Kamani	PAN	50.18
	Felix Sánchez	DOM	DNF

The pre-race favourites were Clement who had won the NCAA and US title, and Jackson who had produced six sub-48 times prior to Helsinki. With 48.98, Clement was the only man to duck under 49 seconds in the first round. Carter won the first semi-final in 47.78, the fastest-ever world championship preliminary race, from Kamani's national record of 47.84 and reigning champion Sánchez, whose 48.24 was a minor miracle, as a series of injuries had rendered him unable to walk three weeks earlier. Van Zyl beat Clement in the second race after the American had a series of stutter steps approaching hurdles. Jackson won the final heat in 48.19.

Tamesue was away fastest in the final, and led through to the eighth hurdle, with van Zyl, and then Jackson and Carter, his closest rivals. Jackson and Carter battled evenly to the 10th barrier, but Jackson's quickness overcame Carter's strength on the run-in. Tamesue, fighting all the way to the line, took the bronze from Clement, who again had faltered just before the final hurdle.

First round (First 4 & 4 fastest to semi-finals) (Aug 6)

Heat 1: 1, Clement 48.98; 2, McFarlane 49.37; 3, de Villiers 49.81; 4, Luis 49.96; 5, Duma 50.04; 6, Ibrahima Maïga MLI 50.62; 7, Kurt Couto MOZ 52.04

Heat 2: 1, Thompson 49.33; 2, Keita 49.58; 3, Carabelli 49.87; 4, Narisako 49.87; 5, Lattu 50.23; 6, Mikael Jakobsson SWE 50.35

Heat 3: 1, Jackson 49.34; 2, Sánchez 49.47; 3, Meleshenko 49.67; 4, Herbert 49.98; 5, Hierrezuelo 50.13; 6, Rodríguez 50.22; 7, Aleksey Pogorelov KGZ 53.44

Heat 4: 1, Iakovákis 49.22; 2, van Zyl 49.35; 3, Williams 49.73; 4, Griffiths 49.79; 5, O'Neil Wright LBR 50.90; Jiri Muzík CZE DQ (r168.7) (52.21)

Heat 5: 1, Carter 49.05; 2, Tamesue 49.17; 3, Kamani 49.18; 4, Al-Somaily 49.70; 5, Ákos Dezső HUN 51.36; 6, Aleki Toetu'u Sapoi TGA 56.06; Edivaldo Monteiro POR DNF

Semi-finals (First 2 & 2 fastest to final) (Aug 7)

Heat 1: 1, Carter 47.78; 2, Kamani 47.84; 3, Sánchez 48.24; 4, Tamesue 48.46; 5, Ter de Villiers RSA 49.75; 6, Dean Griffiths JAM 49.89; 7, Iván Rodríguez ESP 49.97; 8, Christian Duma GER 50.25

Heat 2: 1, van Zyl 48.16; 2, Clement 48.49; 3, Kenji Narisako JPN 49.00; 4, Yevgeniy Meleshenko KAZ 49.22; 5, Danny McFarlane JAM 49.41; 6, Rhys Williams GBR 49.67; 7, Ari-Pekka Lattu FIN 49.81; Yacnier Luis CUB DQ (r168.7)

Heat 3: 1, Jackson 48.19; 2, Keita 48.60; 3, Kemel Thompson JAM 48.64; 4, Hadi Al-Somaily KSA 49.09; 5, Periklís Iakovákis GRE 49.28; 6, Sergio Hierrezuelo CUB 49.66; 7, Gianni Carabelli ITA 49.77; 8, Llewellyn Herbert RSA 50.69

Osaka 2007

Final (Aug 28)

1,	Kerron Clement	USA	47.61
2,	Felix Sánchez	DOM	48.01
3,	Marek Plawgo	POL	48.12
4,	James Carter	USA	48.40
5,	Danny McFarlane	JAM	48.59
6,	Periklís Iakovákis	GRE	49.25
7,	Derrick Williams	USA	52.97
	Adam Kunkel	CAN	DNF

Former champion Sánchez signalled his comeback with a win in the second semi in 48.35, though the main story of the race was the elimination of defending champion Jackson who hit the last hurdle while leading, and stumbled out of contention.

Plawgo and Carter were the early leaders in the final, but Clement took over at the fourth hurdle, and led by four metres by the eighth. Despite chopping his stride and running 17 strides between barriers for the last two hurdles, Clement still had two metres margin at the final barrier, and he won by three. Sánchez edged into second place after the eighth hurdle, and held off Plawgo to win the silver medal with his fastest time for three years. Plawgo set a national record in third place, while Carter, in contention for a medal, faded over the last 50m. Clement's win was no surprise, but that he managed to run 47.61 while making so many errors gave cause for speculation that he could be capable of improving Kevin Young's 15 year-old world record.

First round (First 4 & 4 fastest to final) (Aug 25)

Heat 1: 1, Williams 49.65; 2, Plawgo 49.66; 3, Meng 49.66; 4, L. J. van Zyl RSA 49.71; 5, Raphael Fernandes BRA 50.33; 6, Allan Ayala GUA 52.26; 7, Jonni Lowe HON 52.66; Naman Keita FRA DQ (r40.8) (49.45)

Heat 2: 1, Carter 49.52; 2, Kamani 49.67; 3, Carabelli 49.81; 4, Meleshenko 49.94; 5, Kurt Couto MOZ 50.06; 6, Masahira Yoshikata JPN 50.59; Alwyn Myburgh RSA DNF

Heat 3: 1, McFarlane 48.91; 2, Clement 49.07; 3, Culson 49.09; 4, Monteiro 49.66; 5, Derevyagin 49.66; 6, Dai Tamesue JPN 49.67; 7, Dale Garland GBR 49.98

Heat 4: 1, Kunkel 49.03; 2, Iakovákis 49.10; 3, de Villiers 49.24; 4, Bellaabouss 49.51; 5, Williams 49.61; 6, Mowen Boino PNG 52.45; Markino Buckley JAM DNF

Heat 5: 1, Sánchez 48.70; 2, Jackson 48.87; 3, Narisako 48.92; 4, Phillips 49.38; 5, Maïga 49.55; 6, Abraham 49.64; 7, José María Romera ESP 50.82; 8, Haq Nawaz PAK 51.72

Semi-finals (First 2 & 2 fastest to final) (Aug 26)

Heat 1: 1, Plawgo 48.18; 2, Carter 48.30; 3, McFarlane 48.32; 4, Williams 48.43; 5, Kenji Narisako JPN 48.44; 6, Fadil Bellaabouss FRA 49.17; 7, Joseph G. Abraham IND 49.51; 8, Yevgeniy Meleshenko KAZ 49.56

Heat 2: 1, Sánchez 48.35; 2, Iakovákis 48.44; 3, Bershawn Jackson USA 48.95; 4, Aleksandr Derevyagin RUS 49.11; 5, Edivaldo Monteiro POR 49.31; 6, Pieter de Villiers RSA 49.37; 7, Javier Culson PUR 49.64; 8, Meng Yan CHN 49.70

Heat 3: 1, Clement 48.60; 2, Kunkel 48.66; 3, Bayano Kamani PAN 49.13; 4, Ilsa Phillips JAM 49.47; 5, Jonathan Williams BIZ 49.77; 6, Gianni Carabelli ITA 50.35; 7, Ibrahim Maïga MLI 51.24; Naman Keita FRA DQ (r40.8) (49.16)

High Jump Helsinki 1983

Final (Aug 13)

1,	Gennadiy Avdyeyenko	URS	2.32
2,	Tyke Peacock	USA	2.32
3,	Zhu Jianhua	CHN	2.29
=4,	Igor Paklin	URS	2.29
	Dietmar Mögenburg	FRG	2.29
6,	Dwight Stones	USA	2.29
7,	Carlo Thränhardt	FRG	2.26
8,	Valeriy Sereda	URS	2.26
9,	Milt Ottey	CAN	2.26
10,	Luca Toso	ITA	2.26
11,	Patrik Sjöberg	SWE	2.23
12,	Leo Williams	USA	2.23
13,	Jacek Wszola	POL	2.23
14,	Eddy Annys	BEL	2.19
15,	Francisco Centelles	CUB	2.19
16,	Paul Frommeyer	FRG	2.19
17,	Sorin Matei	ROU	2.15

Series	2.10	2.15	2.19	2.23	2.26	2.29	2.32	2.34
Avdyeyenko	-	o	o	o	o	xo	o	xxx
Peacock	-	o	o	xo	o	o	xxo	xxx
Zhu	-	o	o	o	o	o	xxx	
Mögenburg	-	o	o	xo	-	o	xxx	
Paklin	o	o	o	o	xo	o	xxx	
Stones	-	o	o	o	o	xxo	xxx	
Thränhardt	-	o	o	o	o	-	xxx	
Sereda	o	o	xo	o	o	xxx		

Of the six men still in at 2.29, world record holder Zhu had the best record, with no failures from five jumps. The Chinese went on to fail three times at 2.32 and was forced to settle for the bronze – the first medal won at this level by an athlete from mainland China. Meanwhile, a first-time clearance at 2.32 proved to be the winning leap for the little-known Avdyeyenko, a 19 year-old soldier. Formerly a triple jumper, the Ukrainian had been a controversial selection for the Soviet team after placing only sixth in the 1983 Spartakiad.

The silver went to the popular American, Peacock, who was the only other jumper successful at 2.32.

Qualifying round (2.24 or top 12 to final) (Aug 12)

Group A qualifiers: Williams & Centelles 2.21

Non-qualifiers: Takao Sakamoto JPN & Takashi Katamine JPN 2.18; Othmane Belfaa ALG, Moussa Fall 2 SEN, Eugen Popescu ROU, Roberto Cabrejas ESP, Nick Saunders BER & Wolfgang Tschirk AUT 2.15; Jouko Kilpi FIN, Constantin Militaru ROU, Gianni Davito ITA & Alain Metellus CAN 2.10; Liu Chin-Chiang TPE 2.00; Alphonse Gaglozoun BEN & France-Henry Lisette MRI 1.95; Ardeshir Ghanedame IRI NH; Joseph Rajo SUD DNS

Group B qualifiers: Ottey, Paklin & Zhu 2.24; Avdyeyenko, Matei, Sereda, Sjöberg, Stones, Thränhardt, Toso, Wszola, Frommeyer, Annys, Mögenburg & Peacock 2.21

Non-qualifiers: Roland Dalhäuser SUI & Dariusz Biczysko POL 2.15; Franck Verzy FRA & Stephen Wray BAH 2.10

400 METRES HURDLES									
Multiple Medallists:									
3	Samuel Matete	ZAM	91-1, 93-2, 95-2						
	Stéphane Diagana	FRA	95-3, 97-1, 99-2						
	Felix Sánchez	DOM	01-1, 03-1, 07-2						
2	Edwin Moses	USA	83-1, 87-1						
	Harald Schmid	FRG	83-2, 87-3						
	Winthrop Graham	JAM	91-2, 93-3						
	Fabrizio Mori	ITA	99-1, 01-2						
	Dai Tamesue	JPN	01-3, 05-3						
Most Finals:									
4	Matete		91-1, 93-2, 95-2, 97-5						
	Diagana		93-4, 95-3, 97-1, 99-2						
	Sánchez		01-1, 03-1, 05-dnf, 07-2						
3	Sven Nylander	SWE	83-4, 87-4, 95-5						
	Derrick Adkins	USA	91-6, 93-7, 95-1						
	Mori		97-4, 99-1, 01-2						
Most Appearances:									
6	Mori		91-8s1, 93-3s2, 95-dq/s1, 97-4, 99-1, 01-2						
5	Nylander		83-4, 87-4, 91-6s2, 93-5s1, 95-5						
	Shunji Karube	JPN	91-6s1, 93-4s3, 95-dq/s1, 97-3s2, 99-4h6						
	Matete		91-1, 93-2, 95-2, 97-5, 99-6s1						
	Eronilde de Araújo	BRA	91-5s1, 93-5h3, 95-8, 99-4, 01-8s3						
	Diagana		93-4, 95-3, 97-1, 99-2, 03-5s1						
	Hadi Al-Somaily	KSA	95-6h3, 99-3h4, 01-4, 03-5s3, 05-4s3						
	Jirí Muzík	CZE	97-8, 99-5s1, 01-7, 03-3s3, 05-dqh4						
	Periklís Iakovákis	GRE	99-3h1, 01-5s2, 03-3, 05-5s3, 07-6						
	Sánchez		99-4h2, 01-1, 03-1, 05-dnf/final, 07-2						
National Placings:									
	1	2	3	4	5	6	7	8	Points
USA	6	3	1	3	2	3	2	1	112
FRA	1	1	1	1	1	-	-	-	30
JAM	-	1	1	1	2	-	2	-	30
ZAM	1	2	-	-	1	-	-	-	26
DOM	2	1	-	-	-	-	-	-	23
ITA	1	1	-	1	-	-	-	-	20
GBR	-	-	1	-	1	1	1	-	15
SWE	-	-	-	2	1	-	-	1	15
JPN	-	-	2	-	-	-	1	-	14
POL	-	-	1	-	1	1	-	1	14
GER	-	1	1	-	-	-	-	-	13
RSA	-	1	-	-	-	1	-	1	11
GRE	-	-	1	-	-	1	-	-	9
RUS	-	-	-	1	-	1	-	-	8
KEN	-	-	-	-	1	-	1	1	7
SUI	-	-	1	-	-	-	-	-	6
URS	-	-	1	-	-	-	-	-	6
BRA	-	-	-	1	-	-	-	1	6
SEN	-	-	-	-	1	-	1	-	6
KSA	-	-	-	1	-	-	-	-	5
NGR	-	-	-	-	-	1	-	-	3
UKR	-	-	-	-	-	1	-	-	3
ZIM	-	-	-	-	-	1	-	-	3
CZE	-	-	-	-	-	-	1	1	3
PAN	-	-	-	-	-	-	1	-	2
QAT	-	-	-	-	-	-	1	-	2
ESP	-	-	-	-	-	-	-	1	1
Totals	11	11	11	11	11	11	11	8	393

Rome 1987

Final (Sep 6)

1,	Patrik Sjöberg	SWE	2.38
=2,	Igor Paklin	URS	2.38
	Gennadiy Avdyeyenko	URS	2.38
4,	Dietmar Mögenburg	FRG	2.35
5,	Nick Saunders	BER	2.32
6,	Sorin Matei	ROU	2.32
7,	Jan Zvara	TCH	2.32
8,	Carlo Thränhardt	FRG	2.29
9,	Javier Sotomayor	CUB	2.29
=10,	Krzysztof Krawczyk	POL	2.29
	Geoff Parsons	GBR	2.25
=12,	Tom McCants	USA	2.25
	Arturo Ortiz	ESP	2.25
14,	Gerd Nagel	FRG	2.20
15,	Robert Marinov	BUL	2.20
	Sergey Malchenko	URS	NH

Series	2.15	2.20	2.25	2.29	2.32	2.35	2.38	2.40
Sjöberg	-	-	o	-	o	o	o	xxx
Paklin	-	o	o	oxo	o	xo	xxo	xxx
Avdyeyenko	-	o	o	o	o	xxo	xxo	xxx
Mögenburg	-	-	o	o	o	o	x	xx
Saunders	-	o	o	-	o	xxx		
Matei	-	o	xxo	o	o	x	xx	
Zvara	o	o	o	o	xxo	xxx		
Thränhardt	-	-	o	o	xxx			

All of top-8 passed 2.10

In the best mass-quality high jump in history, a jump of 2.32 – the winning height in 1983 – was good enough only for seventh place. At 2.35,

four of the seven men were successful, with Olympic gold and silver medallists, Mögenburg and Sjöberg having no failures. Paklin failed with his first attempt at 2.38, before world record holder Sjöberg maintained his perfect record to take the lead. Avdyeyenko also failed, as did Mögenburg. The two Soviets managed 2.38 on their third trial, while Mögenburg passed his remaining attempts to try unsuccessfully for 2.40. The leading three also failed 2.40, meaning that Sweden took the gold while the two Soviets shared the silver.

Coming as it did on the final day of the World Championships, the contest was frequently interrupted by medal ceremonies, during which the athletes were not permitted to jump.

Qualifying round (2.29 or best 12 to final) (Sep 5)

Group A qualifiers: Zvara, Malchenko, Sjöberg, McCants, & Thränhardt 2.27
Non-qualifiers: Zhu Jianhua CHN, Luca Toso ITA & Roland Dalhäuser SUI 2.24; Lee Balkin USA & Georgi Dakov BUL 2.21; Markus Einberger AUT 2.18; Sasa Apostolovski YUG, Milton Riitano BRA, Motochika Inoue JPN & Jean-Charles Gicquel FRA 2.10; Fouad Fahriedin JOR & Hilaire Onwanlele GAB NH
Group B qualifiers: Parsons, Matei, Sotomayor, Avdyeyenko, Marinov, Saunders, Paklin, Mögenburg, Nagel, Ortiz, Krawczyk 2.27
Non-qualifiers: Jerome Carter USA & Troy Kemp BAH 2.24; Róbert Ruffini TCH 2.21; Othmane Belfaa ALG, Mikko Levola FIN & Paul Ngadjadoum CHA 2.15

Tokyo 1991

Final (Sep 1)

1,	Charles Austin	USA	2.38
2,	Javier Sotomayor	CUB	2.36
3,	Hollis Conway	USA	2.36
4,	Dalton Grant	GBR	2.36
=5,	Marino Drake	CUB	2.34
	Troy Kemp	BAH	2.34
7,	Patrik Sjöberg	SWE	2.31
8,	Rick Noji	USA	2.28
9,	Dragutin Topic YUG 2.28; =10, Arturo Ortiz ESP & Igor Paklin URS 2.24; 12, Artur Partyka POL 2.24; 13, Rudolf Povarnitsyn URS 2.24; 14, Steinar Hoen NOR 2.20		

Series	2.20	2.24	2.28	2.31	2.34	2.36	2.38	2.40
Austin	0	0	-	0	0	-	xo	-
	xxx							
Sotomayor	-	0	-	0	-	0	-	x-
Conway	0	0	-	xo	-	xo	xxx	
Grant	-	-	-	0	-	xxo	xxx	
Drake	0	-	xo	-	0	xxx		
Kemp	0	-	0	xo	0	xxx		
Sjöberg	-	0	-	xxo	x			
Noji	0	-	xo	xxx				
All of top-8 passed 2.15								

In 1989, Sotomayor made history by becoming the first man to leap eight feet (2.43). The Cuban looked set for victory when he cleared 2.36 on his first attempt, but an ankle injury meant that he was forced to retire after one failure at 2.40. This meant that the gold medal went to the unheralded American Charles Austin, who had cleared 2.38 on his second attempt. Sotomayor went over to congratulate both Austin and Conway as soon as he realised he could compete no more.

The 24 year-old Texan had earlier taken a big risk by passing at 2.36. He ended the contest by failing three times at 2.45. The bronze medal also went to the USA, while in fourth place was Grant, who had courageously started the contest at 2.31.

Qualifying round (2.30 or top 12 to final) (Aug 31)

Group A qualifiers: Austin, Grant, Ortiz, Topic, Kemp, Noji & Povarnitsyn 2.27
Non-qualifiers: Ian Garrett AUS, Takahisa Yoshida JPN, Róbert Ruffini TCH & Georgi Dakov BUL 2.24; Håkon Särnblom NOR, Fouad Fahriedin JOR, Zhou Zhonghe CHN, Steve Smith GBR & Michael Mikkelsen DEN 2.20; Jaroslaw Kotewicz POL & Roger Te Puni NZL 2.15; Fernando Moreno ARG NH
Group B qualifiers: Partyka, Sotomayor, Paklin, Conway, Sjöberg & Hoen
Non-qualifiers: Juha Isolehto FIN, Othmane Belfaa ALG, Sorin Matei ROU, Gustavo Becker ESP, Tim Forsyth AUS & Alex Zaliauskas CAN 2.24; Sergey Dymchenko URS & Xu Yang CHN 2.20; David Anderson AUS 2.15; Karl Scatliffe IVB 2.05; Valery Abugattas PER 2.00; Emmanuel Ngadjadoum CHA & Khalid Ahmed Mousa SUD 1.90; Geoff Parsons GBR DNS

Stuttgart 1993

Final (Aug 22)

1,	Javier Sotomayor	CUB	2.40
2,	Artur Partyka	POL	2.37
3,	Steve Smith	GBR	2.37
4,	Ralf Sonn	GER	2.34
5,	Troy Kemp	BAH	2.34
6,	Hollis Conway	USA	2.34
7,	Arturo Ortiz	ESP	2.31
8,	Tony Barton	USA	2.31
9,	Tim Forsyth AUS 2.28; 10, Oleg Zhukovskiy BLR 2.28; =11, Jean-Charles Gicquel FRA & Róbert Ruffini SVK 2.25		

Series	2.15	2.20	2.25	2.28	2.31	2.34	2.37	2.40
Sotomayor	2.46	-	0	-	-	0	0	xo
	xxx							
Partyka	0	-	xo	-	0	x	0	xxx
Smith	-	-	0	-	xxo	xo	0	xxx
Sonn	-	0	-	0	0	0	xxx	
Kemp	-	-	0	-	xo	0	xxx	
Conway	-	-	xo	-	xo	xo	x	xx
Ortiz	-	0	-	0	xo	xx	x	
Barton	0	-	0	0	xxo	xxx		

On his third appearance in a World Championship final, Sotomayor finally won the title. He needed just five jumps, but was pushed by Partyka and Smith. A record total of seven men had attempted 2.37, two of whom (Sonn and Conway) passed after failing once, before going in vain up to 2.40.

The Cuban, Polish and British jumpers all cleared 2.37 on their first attempts. This matched the national records of Partyka and Smith, before both went out at 2.40. Sotomayor made this height on his second attempt, then had two tries at 2.46. The second of these was quite reasonable. He passed his final chance, admitting he had been distracted by the runners in the 10,000m final.

"It was not to be today," said the world record holder. "I'm content with the result. The crowd were very good."

The crowd were particularly thrilled by the performance of Sonn, who led briefly after becoming the first man clear at 2.34. This was an outdoor personal best for the German.

Qualifying Round (2.31 or top 12 to final) (Aug 20)

Group A qualifiers: Sonn, Partyka & Conway 2.28; Gicquel & Ortiz 2.25
Non-qualifiers: Juha Isolehto FIN, Dalton Grant GBR, Steinar Hoen NOR, Aleksey Yemelin RUS, Roberto Ferrari ITA 2.25; Brendan Reilly GBR & Lee Jin-Taek KOR, Marino Drake CUB & Dragutin Topic IWP 2.20; Robert Marinov BUL 2.15; Mark Mandy IRL & Satoru Nonaka JPN 2.10; Fakhr Aldien Gor JOR & Karl Scatliffe IVB 2.05; Lambros Papakostas GRE NH
Group B qualifiers: Barton, Forsyth, Smith, Sotomayor, Zhukovskiy, Kemp & Ruffini 2.28
Non-qualifiers: Hendrik Beyer GER & Takahisa Yoshida JPN 2.25; Rick Noji USA, Alex Zaliauskas CAN, Xavier Robilliard FRA, Gustavo Becker ESP, Georgi Dakov BUL & Itai Margalit ISR 2.20; Othmane Belfaa ALG & Igor Paklin KGZ 2.15; Hugo Muñoz PER 2.10; Antonio Pazzaglia SMR 2.05; Patrik Sjöberg SWE DNS

Gothenburg 1995

Final (Aug 8)

1,	Troy Kemp	BAH	2.37
2,	Javier Sotomayor	CUB	2.37
3,	Artur Partyka	POL	2.35
=4,	Steve Smith	GBR	2.35
	Steinar Hoen	NOR	2.35
6,	Patrik Sjöberg	SWE	2.32
7,	Tony Barton	USA	2.29
=8,	Tim Forsyth	AUS	2.25
	Dragutin Topic	YUG	2.25
	Jaroslaw Kotewicz	POL	2.25
11,	Ian Thompson BAH 2.25; 12, Bi Hongyong CHN 2.15		

Series	2.15	2.20	2.25	2.29	2.32	2.35	2.37	2.39
Kemp	-	-	0	0	-	xo	xo	xxx
Sotomayor	-	-	xxo	-	0	0	xxo	xxx

	2.15	2.20	2.25	2.29	2.32	2.35	2.37	2.39
Partyka	o	-	o	-	x	o	xxx	
Smith	-	-	-	o	-	xxo	xx	x
Hoen	-	o	o	o	o	xxo	xxx	
Sjöberg	-	-	o	-	o	xxx		
Barton	-	o	o	o	xx	-	x	
Forsyth	-	o	o	xxx				
Topic	o	-	o	xxx				
Kotewicz	o	-	o	xxx				

Hampered by a foot injury, Sotomayor lost for the first time at a major championship since Tokyo in 1991. The Cuban needed three tries at 2.25 but then shortened his run-up and went over 2.32 and 2.35 with no problems. After this height, five men were still in and the leader was Partyka.

The Pole was to end up with a bronze medal, for only Sotomayor and Kemp made it over 2.37. The Bahamian needed two tries to Soto's three. At 2.39, Sotomayor put on a pair of sunglasses as the sun was shining into the faces of the jumpers. He was very close but knocked down the bar on all three tries. Kemp's attempts were not as near, but he took the gold on countback.

Qualifying round (2.29 or top 12 to final) (Aug 6)

Group A qualifiers: Smith, Topic, Barton 2.29; Kemp, Hoen, Kotewicz & Bi 2.27

Non-qualifiers: Sorin Matei ROU 2.27; Wolfgang Kreissig GER, Gilmar Mayo COL, Dimitris Kokotis GRE, Arturo Ortiz ESP, Lee Jin-Taek KOR & Chris Anderson AUS 2.24; Charles Lefrançois CAN, Mark Mandy IRL 2.15; Róbert Ruffini SVK 2.10; Antonio Pazzaglia SMR 2.00

Group B qualifiers: Forsyth 2.29; Sotomayor, Sjöberg, Partyka & Thompson 2.27

Non-qualifiers: Charles Austin USA, Dalton Grant GBR & Lambros Papakostas GRE 2.27; Hendrik Beyer GER, Håkon Särnblom NOR, Brendan Reilly GBR 2.24 & Konstantin Matusевич ISR 2.24; Khemraj Naiko MRI, Oleg Zhukovskiy BLR, Rick Noji USA, Ralf Sonn GER 2.20; Juha Isolehto FIN NH

Athens 1997

Final (Aug 6)

1,	Javier Sotomayor	CUB	2.37
2,	Artur Partyka	POL	2.35
3,	Tim Forsyth	AUS	2.35
=4,	Steinar Hoen	NOR	2.32
	Dalton Grant	GBR	2.32
6,	Lambros Papakostas	GRE	2.32
7,	Konstantin Matusевич	ISR	2.29
8,	Lee Jin-Taek	KOR	2.29
9, Martin Buss GER 2.29; 10, Gilmar Mayo COL 2.29; 11, Sergey Klyugin RUS 2.29; 12, Jan Janku CZE 2.25			

Series	2.20	2.25	2.29	2.32	2.35	2.37	2.39	2.41
Sotomayor	-	o	-	o	o	xo	-	xxx
Partyka	o	-	o	-	xo	xx	x	
Forsyth	o	xo	-	o	xo	x	xx	
Hoen	-	o	o	o	xx	x		
Grant	-	-	-	o	xxx			
Papakostas	-	o	o	xo	xx	x		
Matusевич	o	o	o	xxx				
Lee	xo	o	o	xxx				

Happily recovered from the injuries which had led to the loss of his Olympic crown the previous year, Sotomayor further enhanced his claims to being considered the greatest of all high jumpers by regaining this title. Five men were still left in as the bar was raised to 2.37 but the Cuban was the only one successful. Another remarkable big time competitor, Partyka medalled for the third consecutive time, taking silver on countback against Forsyth.

Grant, ever the showman, came in at the greatest starting height ever attempted (2.32), daring indeed for a man who hadn't gone higher than 2.28 all season. His gamble appeared to be paying off when his first time clearance took him into the lead, but the next height of 2.35 eluded him and he had to settle for equal fourth place with European champion Hoen.

Qualifying Round (2.28 or top 12 to final) (Aug 4)

Group A qualifiers: Lee, Mayo, Papakostas & Buss 2.28

Non-qualifiers: Charles Austin USA 2.26; Charles LeFrançois CAN, Staffan Strand SWE, Dragutin Topic YUG, Mark Boswell CAN, Jaroslaw Kotewicz POL,

Mark Mandy IRL, Elvir Krehmic BIH & Brendan Reilly GBR 2.23; Tomás Janku CZE, Arturo Ortiz ESP & Randy Jenkins USA 2.19; Kostas Liapis GRE 2.15

Group B qualifiers: Hoen, Sotomayor, Partyka, Forsyth, Matusевич, Grant 2.28
Non-qualifiers: Jan Janku CZE, Sergey Klyugin RUS, Steve Smith GBR 2.26; Didier Detchenique FRA, Brian Brown USA, Stevan Zoric YUG, Mustapha Raïfak FRA & Dimitris Kokotis GRE 2.23; Glenn Howard NZL, Julio Luciano DOM, Michiya Onoue JPN & Khemraj Naiko MRI 2.15

Seville 1999

Final (Aug 23)

1,	Vyacheslav Voronin	RUS	2.37
2,	Mark Boswell	CAN	2.35
3,	Martin Buss	GER	2.32
4,	Dragutin Topic	YUG	2.32
5,	Staffan Strand	SWE	2.29
=6,	Kwaku Boateng	CAN	2.29
	Lee Jin-Taek	KOR	2.29
=8,	Charles Austin	USA	2.29
	Brendan Reilly	IRL	2.29
=10, Wilbert Pennings NED, Abderrahmane Hammad ALG & Stefan Holm SWE 2.25; Steve Smith GBR NH			

Series	2.20	2.25	2.29	2.32	2.35	2.37	2.40
Voronin	o	-	o	o	o	o	xxx
Boswell	o	-	xxo	-	xxo	xxx	
Buss	o	o	o	o	xxx		
Topic	o	o	o	xxo	xxx		
Strand	o	-	o	xxx			
Boateng	o	xxo	o	xxx			
Lee	o	xxo	o	xxx			
Austin	o	-	xxo	xx	x		
Reilly	-	o	xxo	xxx			

With Javier Sotomayor serving a suspension and Smith making it to the final but cruelly handicapped by an Achilles tendon injury, there was no obvious favourite but when the serious jumping started it became clear that the man in form was Voronin, the world indoor silver medalist. He kept a faultless card up to and including a personal best and 1999 world leading 2.37, failing only at 2.40. "I was so excited that my technique deserted me," said the Russian.

Also inspired to new heights – in his case a Canadian record of 2.35 – was Jamaican-born Boswell, the 1996 world junior champion. Aware that his injury might stand up only to two or three jumps, Smith entered at an unprecedented 2.35 but failed once at that and 2.37 before aborting his final attempt in pain. Klyugin, who would be crowned Olympic Champion the following year, could manage only 2.20 in the qualifying contest and failed to advance.

Qualifying round (2.29 or top 12 to final) (Aug 21)

Group A qualifiers: Boateng, Voronin, Topic, Austin, Buss, Strand, Pennings & Hammad 2.29

Non-qualifiers: Gilmar Mayo COL 2.23; Anthony Idiata NGR, Konstantin Matusевич ISR, Elvir Krehmic BIH, & Ben Challenger GBR 2.20; Andriy Sokolovskiy UKR & Lambros Papakostas GRE 2.15; Metin Dormushev TUR NH

Group B qualifiers: Holm, Boswell, Lee, Reilly & Smith 2.26

Non-qualifiers: Wolfgang Kreissig GER 2.26; Tim Forsyth AUS 2.26; Dejan Milosevic SLO, Sergey Dymchenko UKR & Jan Jankú CZE 2.23; Jean-Claude Rabbath LIB, Sergey Klyugin RUS & Henry Patterson USA 2.20; Charles Clinger USA & Takahiro Kimino JPN 2.15

Edmonton 2001

Final (Aug 8)

1,	Martin Buss	GER	2.36
=2,	Yaroslav Rybakov	RUS	2.33
	Vyacheslav Voronin	RUS	2.33
=4,	Sergey Klyugin	RUS	2.30
	Stefan Holm	SWE	2.30
=6,	Mark Boswell	CAN	2.25
	Staffan Strand	SWE	2.25
8,	Kwaku Boateng	CAN	2.25
=9, Abderrahmane Hammad ALG & Charles Austin USA 2.20; 11, Gilmar Mayo COL 2.20; Javier Sotomayor CUB DQ (r40.8) (2.33)			

Series	2.20	2.25	2.30	2.33	2.36
Buss	o	o	o	x	xo
Rybakov	o	o	o	o	xxx
Voronin	-	o	o	o	xxx
Klyugin	o	-	xo	xxx	
Holm	o	o	xo	x	xx
Boswell	o	o	-	xxx	
Strand	-	o	xx	x	
Boateng	o	xxo	x	xx	
[Sotomayor	-	o	xo	o	xxx]

One of the biggest shocks in Edmonton was provided by Germany's Martin Buss. The 1999 bronze medallist had not bettered 2.30 outdoors since Seville, but in Edmonton he chose the perfect time to set a personal best of 2.36. He had failed once at 2.33 whereas Rybakov, Voronin and former champion Sotomayor went over the first time. Those three plus Buss and Holm all failed 2.36 on their first try, then the German surprised everyone by succeeding on the second (and his final) round.

Sotomayor's fourth place marked the end of a long career, but after the championships it was revealed that he had failed a doping control test in July 2001. He later admitted to the offence, which resulted in a life ban as he had already served another suspension in 1999/2000. Consequently, his Edmonton performances were annulled.

Qualifying round (2.29 or top 12 to final) (Aug 5)

Group A qualifiers: Austin, Strand, Boswell, Rybakov & Buss 2.27; Klyugin 2.25

Non-qualifiers: Jan Jankú CZE & Sergey Dymchenko UKR 2.25; Mika Polku FIN, Dave Furman USA & Elvir Krehmic BIH 2.20; Grzegorz Sposób POL & Jacques Freitag RSA 2.15

Group B qualifiers: Voronin, Holm, Hammad & Boateng 2.27; Mayo 2.25; Sotomayor DQ (r40.8) (2.27) qualified for final but disqualified in retrospect

Non-qualifiers: Nathan Leeper USA 2.25; Ben Challenger GBR, Aleksey Kravtsov RUS & Einar Karl Hjartarson ISL 2.20; Andrey Sokolovskiy UKR 2.15; Eugène Ernesta SEY NH

Paris 2003

Final (Aug 25)

1,	Jacques Freitag	RSA	2.35
2,	Stefan Holm	SWE	2.32
3,	Mark Boswell	CAN	2.32
4,	Mikhail Tsvetkov	RUS	2.29
5,	Germaine Mason	JAM	2.29
6,	Grzegorz Sposób	POL	2.29
7,	Jamie Nieto	USA	2.29
8,	Andrey Sokolovskiy	UKR	2.29

9, Yaroslav Rybakov RUS 2.29; 10, Aleksander Walerianczyk POL 2.25; 11, Jaroslav Bába CZE 2.25; 12, Matt Hemingway USA 2.25; 13, Roman Fricke GER 2.20

Series	2.15	2.20	2.25	2.29	2.32	2.35
Freitag	-	o	xo	o	o	xo
Holm	-	o	o	o	xo	xxx
Boswell	-	-	o	-	xxo	xxx
Tsvetkov	o	o	o	o	xxx	
Mason	-	xo	xo	o	xxx	
Sposób	xo	xxo	o	o	xxx	
Nieto	-	o	o	xo	xxx	
Sokolovskiy	o	o	xo	xxo	xxx	

The qualifying standard was the highest ever with some leaps of 2.27 insufficient for advancement. In the final, eight men were in to try 2.32, but only three afterwards. An order was established among those three because Freitag made 2.32 on his first try, Holm on his second and Boswell on his third. At 2.35 all three failed the first time, then in the second round Freitag went clear to consolidate his lead from the Swede. The 2.07 tall South African knelt down to kiss the point at which he took off.

After ankle reconstruction one year earlier, Freitag had been told by doctors that there was only a 50% chance he would be able to jump again.

Qualifying round (2.29 or top 12 to final) (Aug 23)

Group A qualifiers: Tsvetkov, Holm & Nieto 2.29; Boswell, Rybakov & Walerianczyk 2.27

Non-qualifiers: Gennadiy Moroz BLR 2.27; Tomás Jankú CZE, Andrea Bettinelli ITA & Stefan Vasilache ROU 2.25; Fabrício Romero BRA, Michal Bieniek POL, Staffan Strand SWE, Oskari Frösén FIN 2.20; & Rozlie Prezelj SLO 2.20; Alfredo Deza PER NH

Group B qualifiers: 1, Sokolovskiy, Bába, Freitag, Mason & Sposób 2.29; Fricke & Hemingway 2.25

Non-qualifiers: Andrey Chubsa BLR 2.27; Aleksey Lesnichiy BLR, Martin Stauffer SUI & Alessandro Talotti ITA 2.25; Abderahmane Hammad ALG, Pyotr Brayko RUS, Wilbert Pennings NED, Nicola Ciotti ITA & Tora Harris USA 2.20

Helsinki 2005

Final (Aug 14)

1,	Yuriy Krimarenko	UKR	2.32
=2,	Victor Moya	CUB	2.29
	Yaroslav Rybakov	RUS	2.29
4,	Mark Boswell	CAN	2.29
=5,	Jaroslav Bába	CZE	2.29
	Nicola Ciotti	ITA	2.29
7,	Stefan Holm	SWE	2.29
8,	Vyacheslav Voronin	RUS	2.29

9, Dragutin Topic SCG 2.25; 10, Kyriacos Ioannou CYP 2.25; =11, Oskari Frösén FIN 2.20 & Matt Hemingway USA 2.20; 13, Andriy Sokolovskiy UKR 2.20

Series	2.15	2.20	2.25	2.29	2.32
Krimarenko	o	o	xo	o	xxo
Moya	o	o	o	o	xxx
Rybakov	-	o	o	o	xxx
Boswell	-	o	xo	o	xxx
Bába	-	o	o	xo	xxx
Ciotti	-	o	o	xo	xxx
Holm	-	o	xo	xo	xxx
Voronin	-	xo	o	xxo	xxx

The qualifying height for the final was 2.29, but when the two simultaneous pools saw just 10 clear 2.27, the two jumpers with a clean slate at 2.24 (Rybakov and Frösén) were added to the final. The most highly-regarded athlete who failed to make the final was defending champion Freitag. Holm, the Olympic Champion, was favoured to win, but one failure at 2.25 and two at 2.29 meant that he was down in seventh place. Leading were Rybakov and relative newcomer Moya, who had not suffered a single failure. The least-known of the eight men over 2.29 was Krimarenko, and, as the last man jumping, came up for his third attempt at 2.32 with little expectation of success from the crowd. Krimarenko hit the bar, but it stayed on, and the Ukrainian second string jumper became the most unexpected global winner since Robert Shavlakadze's Olympic win of 1960.

The modest heights in the final were perhaps due to the bright sun shining into the faces of the jumpers over the crossbar. Even so Krimarenko's high point on his best effort was measured at 2.40 compared with 2.38 by Moya.

Qualifying round (2.29 or top 12 to final) (Aug 12)

Group A qualifiers: Ciotti, Topic, Bába, Voronin, Sokolovsky, Frösén, Hemingway 2.27

Non-qualifiers: Ben Challenger GBR & Jesse Williams USA 2.24; Grzegorz Sposób POL 2.20; László Boros HUN, Jean-Claude Rabbath LIB, Andrey Tereshin RUS, Manjula Kumara Wijesekara SRI & Gennadiy Moroz BLR 2.15

Group B qualifiers: Moya, Holm, Boswell, Ioannou, Krimarenko 2.27; Rybakov 2.24

Non-qualifiers: Mickael Hanany FRA & Andrea Bettinelli ITA 2.24; Jacques Freitag RSA, Kyle Lancaster USA, Svatoslav Ton CZE & Naoyuki Daigo JPN 2.20; Alessandro Talotti ITA & Stefan Vasilache ROU NH

Osaka 2007

Final (Aug 29)

1,	Donald Thomas	BAH	2.35
2,	Yaroslav Rybakov	RUS	2.35
3,	Kyriacos Ioannou	CYP	2.35
4,	Stefan Holm	SWE	2.33
=5,	Tomás Jankú	CZE	2.30
	Víctor Moya	CUB	2.30
7,	Eike Onnen	GER	2.26
8,	Jaroslav Bába	CZE	2.26

9, Kabelo Kgosiemang BOT 2.26; 10, Tom Parsons GBR 2.26; =11, Michal Bieniek POL & Andrey Silnov RUS 2.21; 13, Jessé de Lima BRA 2.21; 14, Martyn Bernard GBR 2.21; 15, Linus Thörnblad SWE 2.16

Series	2.16	2.21	2.26	2.30	2.33	2.35	2.37
Thomas	-	xo	xo	o	xxo	o	xxx
Rybakov	-	o	o	o	o	xo	xxx
Ioannou	o	o	o	xo	xo	xo	xxx
Holm	-	o	o	o	o	xxx	
Jankú	o	o	o	o	xxx		
Moya	o	o	o	o	xxx		
Onnen	o	-	o	x	xx		
Bába	o	o	xo	xxx			

The pre-championship world list was headed by Thomas and Holm with 2.35, but the Swedish Olympic Champion was favourite to win over the inexperienced Bahamian who had only converted from basketball nineteen months earlier. The qualifying saw a record 15 men clear 2.29.

Six men got over 2.30 in the final, with Holm, Rybakov, Moya and Jankú all without any losses. Holm and Rybakov cleared 2.33 first time, while Ioannou made 2.33 on his second attempt and Thomas got over on his final try. So it looked as though gold would be contested between the tall (1.98) Russian and the relatively short (1.81) Swede. The form book was then turned on its head, as Thomas cleared first time at 2.35 with his unique variation of the Fosbury Flop which was described as a "reverse wiggler". Rybakov and Ioannou got over third time, and Holm was left out of the medals.

Qualifying round (2.29 or top 12 to final) (Aug 27)

Group A qualifiers: Onnen, Silnov, Jankú, Holm, de Lima, Parsons, Kgosiemang & Bieniek 2.29

Non-qualifiers: Andrea Bettinelli ITA, Rozle Prezelj SLO, Oskari Frösén FIN & Yuri Krymarekno UKR 2.26; Peter Horák SVK, Andrey Tereshin RUS & Jesse Williams USA 2.23; Niki Palli ISR, Naoyuki Daigo JPN & Huang Haiqiang CHN 2.19; Abderahmane Hammad ALG 2.14; William Woodcock SEY NH

Group B qualifiers: Thörnblad, Rybakov, Bába, Moya, Bernard, Thomas & Ioannou 2.29

Non-qualifiers: Jamie Nieto USA, Nicola Ciotti ITA & Svatoslav Ton CZE 2.26; Dmytro Demyanyuk UKR 2.23; Aleksander Walerianczyk POL, Germaine Mason GBR, Dragutin Topic SRB, Gerardo Martínez MEX, Jim Dilling USA & Sergey Zasimovich KAZ 2.19; Javier Bermejo ESP & James Grayman ANT 2.14

HIGH JUMP

Multiple Medallists:

4	Javier Sotomayor	CUB	91-2, 93-1, 95-2, 97-1
3	Artur Partyka	POL	93-2, 95-3, 97-2
	Yaroslav Rybakov	RUS	01-2=, 05-2=, 07-2
2	Gennadiy Avdeyenko	URS	83-1, 87-2=
	Mark Boswell	CAN	99-2, 03-3
	Martin Buss	GER	99-3, 01-1
	Vyacheslav Voronin	RUS	99-1, 01-2=

Most Finals:

5	Sotomayor	CUB	87-9, 91-2, 93-1, 95-2, 97-1
	Stefan Holm	SWE	99-10=, 01-4=, 03-2, 05-7, 07-4
4	Patrik Sjöberg	SWE	83-11, 87-1, 91-7, 95-6
	Partyka		91-12, 93-2, 95-3, 97-2
	Dragutin Topic	YUG/SCG	91-9, 95-8=, 99-4, 05-9
	Boswell		99-2, 01-6=, 03-3, 05-4
	Rybakov		01-2=, 03-9, 05-2=, 07-2

Most Appearances:

7	Topic	YUG/IWP/SCG/SRB	91-9, 93-26=Q, 95-8=, 97-22=Q, 99-4, 05-9, 07-31=Q
6	Sotomayor		87-9, 91-2, 93-1, 95-2, 97-1, 01-dq/final

National Placings:

	1	2	3	4	5	6	7	8	Points
RUS	1	1+3=	-	1+1=	-	-	-	1	45
CUB	2	2+1=	-	-	2=	-	-	-	43.5
SWE	1	1	-	1+1=	1	1+1=	2	-	38
USA	1	1	1	-	-	2	2	2+1=	33.5
GER	1	-	1	2+1=	-	-	2	1	33.5
URS	1	2=	-	1=	-	-	-	1	26.5
CAN	-	1	1	1	-	2=	-	1	24
BAH	2	-	-	-	1+1=	-	-	-	23.5
POL	-	2	1	-	-	1	-	1=	23.3
GBR	-	-	1	1+2=	-	-	-	-	20
UKR	1	-	-	-	-	-	-	1	9
NOR	-	-	-	2=	-	-	-	-	9

High Jump, continued

	1	2	3	4	5	6	7	8	Points
RSA	1	-	-	-	-	-	-	-	8
CZE	-	-	-	-	2=	-	-	1	8
AUS	-	-	1	-	-	-	-	1=	6.3
CHN	-	-	1	-	-	-	-	-	6
CYP	-	-	1	-	-	-	-	-	6
YUG	-	-	-	1	-	-	-	1=	5.3
BER	-	-	-	-	1	-	-	-	4
JAM	-	-	-	-	1	-	-	-	4
ITA	-	-	-	-	1=	-	-	-	3.5
KOR	-	-	-	-	-	1=	-	1	3.5
GRE	-	-	-	-	-	1	-	-	3
ROU	-	-	-	-	-	1	-	-	3
ESP	-	-	-	-	-	-	1	-	2
ISR	-	-	-	-	-	-	1	-	2
TCH	-	-	-	-	-	-	1	-	2
IRL	-	-	-	-	-	-	-	1=	0.5
Totals	11	8+6=	8	7+8=	4+6=	6+4=	9	9+5=	396

Pole Vault

Helsinki 1983

Final (Aug 14)

1,	Sergey Bubka	URS	5.70
2,	Konstantin Volkov	URS	5.60
3,	Atanas Tarev	BUL	5.60
4,	Tadeusz Slusarski	POL	5.55
5,	Tom Hintnaus	BRA	5.50
6,	Patrick Abada	FRA	5.50
7,	Miro Zalar	SWE	5.50
=8,	Wladyslaw Kozakiewicz	POL	5.40
	Thierry Vigneron	FRA	5.40

=10, Felix Böhni SUI, Frantisek Jansa TCH & Vladimir Polyakov URS 5.40; 13, Jeff Buckingham USA 5.40; 14, Veijo Vannesluoma FIN 5.40; =15, Liang Weiqiang CHN & Günther Lohre FRG 5.25; 17, Jürgen Winkler FRG 5.25; 18, Timo Kuusisto FIN 5.25; 19, Tomomi Takahashi JPN 5.25; 20, Alberto Ruiz ESP 5.10, George Barber CAN, Hermann Fehringer AUT, Tapani Haapakoski FIN, Billy Olson USA, Pierre Quinon FRA, Mike Tully USA & Ivo Yanchev BUL NH

Series	5.25	5.40	5.50	5.55	5.60	5.65	5.70	5.75
Bubka	<u>5.82</u>	o	o	-	xxo	-	o	-
	xxx							
Volkov	-	o	-	-	o	-	x	xx
Tarev	-	xxo	o	-	o	xxx		
Slusarski	-	xo	-	o	-	xxx		
Hintnaus	-	xo	o	-	xx-	x		
Abada	-	-	xo	-	xxx			
Zalar	-	xo	xo	-	xxx			
Kozakiewicz	-	o	x	xx				
Vigneron	o	o	xxx					

All of top-8 passed 5.10

Like the Helsinki high jump, victory went to a little-known Ukrainian. The contest lasted almost seven hours after the qualifying round was abandoned due to heavy rain and strong winds. It took five and a half hours for the bar to be raised to 5.60, by which time eight men were in contention. Volkov and Tarev made it on their first attempt while Bubka, the third string Soviet, went over on his third. At 5.65, the two Soviets passed. Tarev failed, but won the bronze because three others who passed at 5.60 also went out.

Vaulting first in distinctive striped socks, Bubka had an easy first-time success at 5.70. The more experienced Volkov failed once at 5.70 and twice at 5.75. The winner, not 20 until December, took three attempts at a world record of 5.82.

Qualifying round (Not completed due to bad weather) (Aug 12) += still in competition

Group A: Konstantin Volkov URS 5.40+; Atanas Tarev BUL, Pierre Quinon FRA & Patrick Abada FRA 5.30+; Jürgen Winkler FRG, Frantisek Jansa TCH, Tom Hintnaus BRA, Tadeusz Slusarski POL, Vladimir Polyakov URS 5.20+; Veijo Vannesluoma FIN 5.20; Billy Olson USA yet to enter; George Barber CAN & Tapani Haapakoski FIN NH

Group B: Wladyslaw Kozakiewicz POL 5.30+; Sergey Bubka URS, Miro Zalar SWE, Mike Tully USA, Timo Kuusisto FIN, Liang Weiqiang CHN 5.20+; Alberto Ruiz ESP 5.00; Jeff Buckingham USA, Thierry Vigneron FRA & Felix Böhni SUI yet to enter; Tomomi Takahashi JPN, Herman Fehringer AUT, Ivo Yanchev BUL & Günther Lohre FRG NH

Rome 1987

Final (Sep 5)

1,	Sergey Bubka	URS	5.85
2,	Thierry Vigneron	FRA	5.80
3,	Radion Gataullin	URS	5.80
4,	Marian Kolasa	POL	5.80
=5,	Earl Bell	USA	5.70
	Nikolay Nikolov	BUL	5.70
7,	Delko Lesov	BUL	5.60
8,	Atanas Tarev	BUL	5.60

9, Aleksandr Obizhayev URS 5.50; 10, Ferenc Salbert FRA 5.50; 11, Gianni Stecchi ITA 5.40; 12, Miro Zalar SWE 5.30; Hermann Fehringer AUT & Zdenek Lubensky TCH NH

Series	5.40	5.50	5.60	5.70	5.75	5.80	5.85	6.05
Bubka	-	-	-	o	-	-	o	xxx
Vigneron	-	o	-	o	-	xo	xxx	
Gataullin	-	-	o	xo	-	xo	xxx	
Kolasa	-	o	xo	xxo	-	xxo	xxx	
Bell	o	-	o	o	xxx			
Nikolov	o	-	o	o	xx	x		
Lesov	o	-	o	xxx				
Tarev	o	-	xo	x	xx			

All of top-8 passed 5.30

Bubka, now firmly established as one of the world's greatest athletes, took just two jumps to retain his title. He came in at 5.70 (same as his 1983 winning height) and returned at 5.85, at which point all but three of the finalists had been eliminated. These three (Gataullin, Vigneron and Kolasa) all went out at 5.85 whereas Bubka cleared easily. The Soviet vaulter then had the bar raised to 6.05.

Just as he was preparing for his first attempt, a fanfare began for the women's shot put medal ceremony, causing an angry Bubka to abort his effort. He returned with two poor tries before retiring.

Qualifying round (5.55 or top 12 to final) (Sep 3)

Group A qualifiers: Kolasa, Bubka & Tarev 5.50; Gataullin, Lubensky & Fehringer 5.40

Non-qualifiers: Bernhard Zintl FRG 5.30; Timo Kuusisto FIN 5.20; Liang Xuereng CHN 5.10; István Bagyula HUN 5.00; Philippe Collet FRA & Billy Olson USA NH

Group B qualifiers: Obizhayev, Bell, Salbert, Nikolov, Lesov, Vigneron, Stecchi & Zalar 5.40

Non-qualifiers: Mirosław Chmara POL 5.20; Joe Dial USA, Bob Ferguson CAN & Kimmo Kuusela FIN NH

Tokyo 1991

Final (Aug 29)

1,	Sergey Bubka	URS	5.95
2,	István Bagyula	HUN	5.90
3,	Maksim Tarasov	URS	5.85
4,	Radion Gataullin	URS	5.85
5,	Peter Widén	SWE	5.75
6,	Tim Bright	USA	5.75
7,	Hermann Fehringer	AUT	5.60
8,	Thierry Vigneron	FRA	5.60

9, Bernhard Zintl GER 5.50; 10, Jean Galfione FRA 5.40; 11, Doug Wood CAN 5.40; 12, Galin Nikov BUL 5.30; Philippe Collet FRA NH

Series	5.40	5.50	5.55	5.60	5.65	5.70	5.75	5.80
	5.85	5.90	5.95					
Bubka	-	-	-	-	-	o	-	-
	-	x	xo					
Bagyula	o	xo	-	o	-	o	-	xo
	xo	o	xxx					
Tarasov	-	o	-	-	-	o	-	o
	o	xxx						
Gataullin	-	-	-	-	-	xo	-	x
	xo	xx	x					
Widén	o	o	-	o	-	xxo	o	xxx
Bright	-	xxo	-	-	xo	-	xxo	-
	xxx							
Fehringer	o	-	-	o	-	xxx		
Vigneron	xo	-	-	o	-	xxx		

Bubka won his third consecutive world title, but like Greg Foster earlier in the same evening, gave his supporters some anxious moments

before securing the treble. The Ukrainian needed pain-killing injections 90 minutes before the final, and these began to wear off after he entered successfully at 5.70. While Bubka received another injection, three men equalled his championship record of 5.85 – Gataullin, Tarasov and Bagyula.

The world record holder returned, limping, to try for 5.90. Gataullin was first to try and failed narrowly. Tarasov went under the bar while the ailing Bubka hit the bar on the way up. Bagyula went clear to overtake the Soviet trio. Tarasov failed twice more at 5.90, while Gataullin had one more attempt before saving his last try for 5.95. He failed, so finished fourth. Bubka decided to take both his remaining tries at 5.95. He missed the first of these. Bagyula, with three tries, also failed first time. Had Bubka failed his second and last try, he would have placed seventh. After waiting for the end of the women's 400m hurdles medal ceremony, he went over 5.95 to win. Bagyula could not respond, and concluded "It's not possible to beat Sergey at the moment."

Qualifying Round (5.60 or top 12 to final) (Aug 27)

Group A qualifiers: Widén, Bubka, Tarasov, Nikov, Vigneron, Bright & Galfione 5.50

Non-qualifiers: Mike Edwards GBR, Mirosław Chmara POL & Simon Arkell AUS 5.40; Nikolay Nikolov BUL, Kim Chul-Kyun KOR & Sazan Fisheku ALB 5.30; Alberto Ruiz ESP 5.20; Petri Peltoniemi FIN NH

Group B qualifiers: Gataullin, Zintl, Bagyula, Collet, Wood & Fehringer 5.50

Non-qualifiers: Hideyuki Takei JPN 5.45, Joe Dial USA, Jani Lehtonen FIN, Paul Gibbons NZL & Zdenek Lubensky TCH 5.40; Kelly Riley USA, Javier Garcia ESP, Delko Lesev BUL 5.30; Edgar Diaz PUR & Martin Voss DEN 5.20

Stuttgart 1993

Final (Aug 19)

1,	Sergey Bubka	UKR	6.00
2,	Grigoriy Yegorov	KAZ	5.90
=3,	Maksim Tarasov	RUS	5.80
	Igor Trandekov	RUS	5.80
5,	Scott Huffman	USA	5.80
6,	Denis Petushinskiy	RUS	5.80
7,	Valeri Bukreyev	EST	5.75
8,	Jean Galfione	FRA	5.70

9, Vasiliy Bubka UKR 5.70; 10, István Bagyula HUN 5.70; 11, Peter Widén SWE 5.60; Mårten Ulvback SWE NH; Daniel Martí ESP DNS. *Widén added to the final on the instruction of the IAAF Technical Delegates*

Series	5.50	5.60	5.70	5.75	5.80	5.85	5.90	5.95
	6.00	6.14						
Bubka	-	-	o	-	-	-	o	-
	o	xxx						
Yegorov	-	o	-	o	-	o	o	-
	xxx							
Tarasov	-	o	-	-	o	-	xxx	
Trandekov	-	o	-	-	o	-	xx	x
Huffman	o	-	xo	-	o	xxx		
Petushinski	-	o	xxo	-	xo	xxx		
Bukreyev	-	o	-	xo	-	xxx		
Galfione	-	o	-	xo	-	xxx		

The soaring standard of world pole vaulting was evident when the qualifying standard was set at 5.75. Four men found vaults of 5.65 insufficient to progress to the final.

Bubka entered at his usual opening height of 5.70. He passed the next three heights, then joined three other men – all ex-Soviets – attempting 5.90. He cleared but so did Yegorov, therefore matching his own Asian record. Tarasov and Trandekov went out, tying for the bronze. The bar went up to 6.00 and Bubka brilliantly maintained his perfect record, becoming the first man to vault so high in an outdoor championship. It proved too much for Yegorov, meaning that Bubka had uniquely won a fourth world title.

The winner then went for a world record of 6.14, but was wrongly timed out after just two minutes on his first attempt. Ten minutes of deliberations between Bubka and the judges followed before the Ukrainian was allowed to go again. He failed three times but got near on his third attempt.

Qualifying Round (5.75 or top 12 to final) (Aug 17)

Group A qualifiers: Yegorov & Petushinskiy 5.75; S Bubka, Trandekov & Ulvback 5.65

Non-qualifiers: Mike Holloway USA, Okkert Brits RSA & Andrea Pegoraro ITA 5.65; Dean Starkey USA, Jani Lehtonen FIN & Patrik Stenlund SWE 5.55; Javier Garcia ESP, Paul Benavides MEX, Aleksandr Zhukov MDA & Philippe D'Encausse FRA 5.45; Tim Lobinger GER & Gennadiy Sukharev BLR 5.35; Werner Holl GER & Toshiyuki Hashioka JPN 5.25; Doug Wood CAN & Raynald Mury SUI 5.15; Demingo Kapal BRU 4.45; Aleksandr Korchagin KAZ NH

Group B qualifiers: Galfione 5.75; Bagyula, V Bubka, Bukrejev, Huffman, Marti, Tarasov & Widén 5.65

Non-qualifiers: Igor Potapovich KAZ 5.65; Martin Amann GER & Danny Krasnov ISR 5.55; Gérald Baudouin FRA, Simon Arkell AUS, Heikki Vaaranemi FIN, Martin Voss DEN, Mike Edwards GBR 5.45; Delko Lesov BUL, Stavros Tsitouras GRE, Nuno Fernandes POR, Zdenek Lubensky CZE 5.25; José Manuel Arcos ESP & Petri Peltoniemi FIN NH

Gothenburg 1995

Final (Aug 11)

1,	Sergey Bubka	UKR	5.92
2,	Maksim Tarasov	RUS	5.86
3,	Jean Galfione	FRA	5.86
4,	Okkert Brits	RSA	5.80
5,	Radion Gataullin	RUS	5.70
6,	Scott Huffman	USA	5.70
7,	Igor Trandankov	RUS	5.70
8,	Dean Starkey	USA	5.60

=9, Andrei Tiwontchik GER & Igor Potapovich KAZ 5.60; 11, Tim Lobinger GER 5.40; Valeri Bukrejev EST NH

Series	5.60	5.70	5.80	5.86	5.92	6.15
Bubka	-	xo	-	-	o	xxx
Tarasov	-	xo	-	o	xxx	
Galfione	o	-	xo	xxo	xxx	
Brits	xo	-	o	-	xxx	
Gataullin	-	o	-	xxx		
Huffman	o	xo	xxx			
Trandankov	-	xxo	-	xxx		
Starkey	o	xxx				

A fifth world championships and a fifth world title for Sergey Bubka. This time, he needed only three jumps in the final. The first was a failure at 5.70, after which he adjusted the uprights by about 15cm. He cleared on his second attempt, and re-entered the contest at 5.92, which he made first time with plenty to spare. Three other men also attempted that height; all were unsuccessful though Brits was near. Bubka then went for 6.15 and was close on his third attempt.

"I kept the run-up the same for the first two attempts. That was a stupid mistake," explained Bubka. "I knew I was in really good condition and I expected a world record, but I didn't beat myself inside, so it's my fault."

Qualifying round (5.70 or top 12 to final) (Aug 9)

Group A qualifiers: Tarasov, Starkey, Bubka, Bukrejev, Potapovich & Lobinger 5.65; Galfione 5.55

Non-qualifiers: Heikki Vaaranemi FIN, István Bagyula HUN & Nick Buckfield GBR 5.55; Peter Widén SWE, Riaan Botha RSA & Simon Arkell AUS 5.40; Domitien Mestre BEL, Aleksandr Zhukov MDA, Christos Pallakis GRE 5.20; Paul Benavides MEX & José Manuel Arcos ESP NH; Ruhan Isim TUR DNS

Group B qualifiers: Gataullin & Trandankov 5.70; Huffman, Tiwontschik & Brits 5.65

Non-qualifiers: Trond Barthel NOR & Patrik Stenlund SWE 5.55; Dmitri Markov BLR, Nuno Fernandes POR, Fotis Stefani CYP, Kim Chul-Kyun KOR & Javier Garcia ESP 5.40; James Miller AUS, Martin Voss DEN, Aleksandr Korchagin KAZ & Jean-Michel Godard FRA 5.20; Konstantin Semyonov ISR, Bill Payne USA & Grigoriy Yegorov KAZ NH

Athens 1997

Final (Aug 10)

1,	Sergey Bubka	UKR	6.01
2,	Maksim Tarasov	RUS	5.96
3,	Dean Starkey	USA	5.91
4,	Tim Lobinger	GER	5.80
5,	Nick Buckfield	GBR	5.70
6,	Pat Manson	USA	5.70
7,	Vadim Strogalyov	RUS	5.70
8,	Yevgeniy Smiryagin	RUS	5.70

=9, Danny Krasnov ISR 5.50; Martin Eriksson SWE 5.50; 11, Trond Barthel NOR 5.50; Riaan Botha RSA & Jean Galfione FRA NH

Series	5.50	5.70	5.80	5.86	5.91	5.96	6.01	6.06
Bubka	6.15	-	xo	-	-	xo	-	o
Tarasov	x--	-	xo	-	o	xxo	o	x
Starkey	-	xo	o	o	xxo	xxo	x	xx
Lobinger	o	o	o	xxx				
Buckfield	o	o	xxx					
Manson	xo	o	xxx					
Strogalyov	o	xxo	xxx					
Smiryagin	xo	xxo	xxx					

Without question, Bubka was the brightest star of the 1997 championships. Here was a man who, at 33, and struggling to regain fitness after an Achilles tendon operation in December 1996, could have been excused had he come up short on this occasion. But no, instead he sailed over the greatest height ever cleared in a major international championship to become world champion for the sixth time over a 14-year span, a sequence that will probably never be matched in any event.

The 5.70 he cleared in the qualifying competition was his best for the season, and after making that height at the second try in the final he coolly passed 5.80 and 5.86. With the bar at 5.91 and with Tarasov and Starkey still in contention, Bubka had to clear – or finish an ignominious seventh. At the second attempt he cleared to take the lead, followed by Tarasov (2nd attempt) and Starkey (3rd attempt). Tarasov then cleared 5.96 first time, Starkey had one failure and Bubka passed! The bar went up to 6.01: Starkey and Tarasov failed their first attempts ... Bubka, with a frighteningly intense look in his eyes, determination personified, cleared with plenty to spare. It was all over although Starkey did have one more try at 6.01, and Tarasov reserved his two remaining attempts for 6.06.

It was an astonishing performance under any circumstances, but from a man who because of continuing Achilles tendon problems, had only started jogging in April and had completed only three pole vault training sessions that year, it was practically miraculous. "My participation was a big risk because pain in my Achilles tendon is still with me," said Bubka. "It was not my best title, but it was the most difficult."

Qualifying Round (5.75 or top 12 to final) (Aug 8)

Group A qualifiers: Lobinger, Tarasov, Buckfield, Bubka, Barthel, Manson & Krasnov 5.70

Non-qualifiers: Juan Concepción ESP, Andrei Tiwontchik GER, Alain Andji FRA 5.60; Peter Widén SWE, Ilian Efremov BUL, Vesa Rantanen FIN, Andrea Giannini ITA & Edgar Diaz PUR 5.45; Ruhan Isim TUR 5.30; Aleksandr Korchagin KAZ, Okkert Brits RSA, Montxu Miranda ESP & Lawrence Johnson USA NH

Group B qualifiers: Eriksson, Smiryagin, Galfione, Strogalyov, Botha & Starkey 5.70

Non-qualifiers: Igor Potapovich KAZ, Khalid Lachheb FRA, Michael Stolle GER & Fabio Pizzolato ITA 5.60; Paul Gibbons NZL 5.45; Laurens Looije NED & Vyacheslav Shuteyev UKR 5.30; Heikki Vääräniemi FIN, Javier Garcia ESP, Jurij Rován SLO, Martin Voss DEN & Stavros Tsitouras GRE NH

Seville 1999

Final (Aug 26)

1	Maksim Tarasov	RUS	6.02
2,	Dmitri Markov	AUS	5.90
3,	Alex Averbukh	ISR	5.80
=4,	Danny Ecker	GER	5.70
	Nick Hysong	USA	5.70
6,	Tim Lobinger	GER	5.70
=7,	Michael Stolle	GER	5.70
	Igor Potapovich	KAZ	5.70

9, Danny Krasnov ISR 5.50; 10, Okkert Brits RSA 5.50; Romain Mesnil FRA & Jean Galfione FRA NH; Montxu Miranda ESP DNS

Series	5.50	5.70	5.80	5.90	5.96	6.02	6.07
Tarasov	-	o	-	o	xxo	o	
Markov	-	o	-	o	-	x	xx
Averbukh	-	xo	xo	xxx			
Ecker	o	o	xxx				
Hysong	o	o	xxx				
Lobinger	o	xo	xxx				
Stolle	o	xxo	-	xxx			
Potapovich	-	xxo	-	x	xx		

For the first time the world pole vault champion would be someone other than Sergey Bubka, out with an Achilles tendon injury. His heir apparent had long been Tarasov, the 1992 Olympic Champion and a medallist behind Bubka at the last four World Championships, and he grasped the opportunity. The Russian cleared 5.70 and 5.90 first time, 5.96 at the third and 6.02 – adding a centimetre to Bubka's championship record – at the first try. He had to wait until Markov, who passed 5.96, used up his trials at 6.02 (one) and 6.07 (two) before victory was confirmed. "I hope that now, when people talk about pole vault, they will not talk only about Bubka, but also a bit about me," he said. As bigger names floundered, Siberian-born Averbukh (an 8084 decathlete in 1987) surprisingly took bronze for Israel's first ever medal as he was the only man to clear 5.80. Thus, the first three places all went to ex-Soviet athletes.

Qualifying round (5.75 or top 12 to final) (Aug 24)

Group A qualifiers: Markov, Ecker, Tarasov, Hysong, Mesnil & Lobinger 5.70; Miranda & Brits 5.65

Non-qualifiers: Pat Manson USA, Martin Eriksson SWE, Heikki Vääräniemi FIN & Petr Spacek CZE 5.55; Martin Kysela CZE, Thibaut Duval BEL & Maurilio Mariani ITA 5.40; Fumiaki Kobayashi JPN NH

Group B qualifiers: Stolle, Potapovich & Galfione 5.70; Averbukh & Krasnov 5.65

Non-qualifiers: Jeff Hartwig USA, José Manuel Arcos ESP, Dominic Johnson LCA, Vadim Strogalyov RUS & Jussi Autio FIN 5.55; Martin Voss DEN, Javier Garcia ESP, Kevin Hughes GBR, Stepán Janáček CZE & Patrik Kristiansson SWE 5.40; Trond Barthel NOR NH

Edmonton 2001

Final (Aug 9)

1,	Dmitri Markov	AUS	6.05
2,	Alex Averbukh	ISR	5.85
3,	Nick Hysong	USA	5.85
4,	Michael Stolle	GER	5.85
5,	Romain Mesnil	FRA	5.85
=6,	Richard Spiegelburg	GER	5.75
	Christian Tamminga	NED	5.75
8,	Adam Kolasa	POL	5.75
9,	Tim Mack	USA	5.75
10,	Viktor Chistyakov	AUS	5.75
11,	Danny Ecker	GER	5.65
12,	Martin Eriksson	SWE	5.50
	Rens Blom	NED	NH

Series	5.50	5.65	5.75	5.85	5.90	5.95	6.05	6.10
Markov	-	-	xxo	-	o	o	xo	xxx
Averbukh	-	xo	o	o	x	xx		
Hysong	-	o	o	xo	xxx			
Stolle	xxo	o	o	xo	xxx			
Mesnil	-	xxo	o	xxo	xxx			
Spiegelburg	o	o	o	xxx				
Tamminga	o	o	o	xxx				
Kolasa	xo	o	o	xxx				

A record 10 men cleared 5.75 in the final. At 5.85, four were successful, excluding Seville silver medallist Markov who was nursing a stubbed toe. He saved himself for 5.90, and had he failed the Belarus-born Australian would have finished just 10th. He cleared the first time, while Hysong, Stolle and Mesnil were eliminated. Only Averbukh was left to challenge Markov after saving his last two attempts for 5.95. Markov was over the first time while Averbukh went out. Then the 26 year-old produced arguably the finest performance of the Edmonton Championships by going over 6.05 on his second attempt.. This was not only a meeting record, but also the highest ever mark at any major championship. After his win, Markov gave three bottles of champagne to the doctors who had treated his injured toe for 13 hours prior to the final.

Qualifying round (5.75 or top 12 to final) (Aug 7)

Group A qualifiers: Tamminga, Mack, Chistyakov, Spiegelburg, Stolle, Mesnil, Averbukh, Kolasa & Eriksson 5.70

Non-qualifiers: Dominic Johnson LCA 5.60; Vasily Gorchkov RUS 5.50; Manabu Yokoyama JPN NH

Group B qualifiers: Markov, Hysong, Ecker & Blom 5.70

Non-qualifiers: Patrik Kristiansson SWE, Piotr Buciariski DEN, Montxu Miranda ESP & Russ Buller USA 5.60; Stepán Janáček CZE & Vesa Rantanen FIN 5.50; Rob Pike CAN & Nick Buckfield GBR 5.30; Giuseppe Gibilisco ITA NH

Paris 2003

Final (Aug 28)

1,	Giuseppe Gibilisco	ITA	5.90
2,	Okkert Brits	RSA	5.85
3,	Patrik Kristiansson	SWE	5.85
4,	Dmitri Markov	AUS	5.85
5,	Tim Lobinger	GER	5.80
=6,	Denys Yurchenko	UKR	5.70
	Tim Mack	USA	5.70
	Derek Miles	USA	5.70
=9,	Adam Kolasa	POL	5.70
	Vadim Strogalyov	RUS	5.70
11,	Viktor Chistiakov	AUS	5.60

Series	5.50	5.60	5.70	5.75	5.80	5.85	5.90	5.95
Gibilisco	-	o	-	xx	o	o	o	-
Brits	-	xo	-	xo	-	xo	x	xx
Kristiansson	-	xo	-	o	o	xxo	xxx	
Markov	-	xo	-	xo	-	xxo	xx	x
Lobinger	-	o	o	xo	o	xxx		
Yurchenko	xo	-	o	-	xx	x		
Mack	xo	o	o	xxx				
Miles	xo	o	o	xxx				

Few would have predicted Gibilisco for victory before Paris, though they might have done so if they had realised that the Italian's coach was Vitaliy Petrov, the Ukrainian who was once coach to Sergey Bubka. It was Petrov who advised Gibilisco to pass in the final after two failures at 5.75. He came back with a new pole to clear 5.80 and was one of five men to then try 5.85.

The Italian was first to go of those five and went into the lead by clearing on his first attempt. Brits made it on his second, Kristiansson and defending champion Markov on their third. Lobinger, who was the leader before 5.85, went out. At 5.90 Gibilisco again succeeded with his first try and added 5cm to his new Italian record. The others were left to try 5.90 and/or 5.95, but all in vain.

Qualifying round (5.75 or top 12 to final) (Aug 26)

Group A qualifiers: Markov, Miles, Yurchenko & Mack 5.70; Kolasa 5.60

Non-qualifiers: Lars Börgeling GER, Rens Blom NED, Ilian Efremov BUL & Pavel Gerasimov RUS 5.60; Adam Ptáček CZE & Nick Buckfield GBR 5.50; Thibaut Duval BEL 5.35; Alexandre Barbaud FRA, Pierre Charles Peuf FRA & Fumiaki Kobayashi JPN 5.20; Alex Averbukh ISR NH

Group B qualifiers: Gibilisco, Chistiakov, Lobinger, Brits & Kristiansson 5.70; Sawano 5.60

Non-qualifiers: Vadim Strogalyov RUS & Spas Bukhalov BUL 5.60; Jeff Hartwig USA & Matti Mononen FIN 5.50; Piotr Buciariski DEN, Christian Tamminga NED & Dominic Johnson LCA 5.35; Stepán Janáček CZE 5.20; Romain Mesnil FRA & Richard Spiegelburg GER NH

Helsinki 2005

Final (Aug 11)

1,	Rens Blom	NED	5.80
2,	Brad Walker	USA	5.75
3,	Pavel Gerasimov	RUS	5.65
4,	Igor Pavlov	RUS	5.65
=5,	Tim Lobinger	GER	5.50
	Giuseppe Gibilisco	ITA	5.50
	Nick Hysong	USA	5.50
8,	Daichi Sawano	JPN	5.50
9,	Patrik Kristiansson	SWE	5.50
10,	Kevin Rans	BEL	5.35
	Dmitri Markov	AUS	5.30
	Danny Ecker	GER	NH

Series	5.35	5.50	5.65	5.75	5.80	5.85
Blom	-	xxo	xo	xo	o	x--
Walker	-	xxo	xo	xo	x	xx
Gerasimov	-	o	xo	xxx		
Pavlov	-	o	xxo	xxx		
Gibilisco	-	o	xxx			
Hysong	-	o	xxx			
Lobinger	-	o	xxx			
Sawano	xo	o	xxx			

The qualifying round featured a long delay after Matti Mononen demolished one of the uprights after failing at 5.45. In that time weath-

er conditions grew worse and after an infield debate including athletes, officials and IAAF Council member Sergey Bubka it was agreed to reduce the qualifying height from 5.75 to 5.60. Ultimately, vaults of 5.45 were sufficient for progression.

The weather was 10° colder for the final. The average lifetime best for the finalists was 5.90, but 5.65 proved too difficult for all but four of the jumpers. The height of 5.75 was too much for European Indoor champion Pavlov and his team-mate Gerasimov, but US favourite Walker and rank outsider Blom cleared on their second attempts. Walker failed once at 5.80 and then, when Blom cleared first time, twice more at 5.85. Blom later said "when I woke up this morning and saw what the weather was like I thought I had a good chance of doing well". He became the first Dutchman ever to win a World or Olympic title.

Qualifying round (5.60 – reduced from 5.75 after a long delay due to equipment damage – or top 12 to final) (Aug 9)

Group A qualifiers: Hysong; Pavlov; Markov; Lobinger; Kristiansson 5.60; Rans & Sawano 5.45

Non-qualifiers: Jean Galfione FRA 5.45; Piotr Buciarski DEN 5.30; Liu Feiliang CHN, Vladyslav Revenko UKR, Toby Stevenson USA & Leonid Andreyev UZB NH

Group B qualifiers: Gerasimov 5.60; Ecker, Gibilisco, Blom, Walker 5.45

Non-qualifiers: Damiel Dossevi FRA, Konstadinos Filippidis GRE, Giovanni Lanaro MEX, Steve Hooker AUS & Denys Yurchenko UKR 5.45; Matti Mononen FIN & Jure Rovnan SLO 5.30; Lars Börgeling GER & Kim Yoo-Suk KOR NH

Osaka 2007

Final (Sep 1)

1,	Brad Walker	USA	5.86
2,	Romain Mesnil	FRA	5.86
3,	Danny Ecker	GER	5.81
4,	Igor Pavlov	RUS	5.81
5,	Björn Otto	GER	5.81
6,	Yevgeniy Lukyanenko	RUS	5.81
7,	Aleksandr Averbukh	ISR	5.81
8,	Tim Lobinger	GER	5.81
9,	Steven Hooker	AUS	5.76
10,	Fábio Gomes da Silva	BRA	5.76
11,	Maksym Mazuryk	UKR	5.76
12,	Denys Yurchenko	UKR	5.66

Series	5.51	5.66	5.76	5.81	5.86	5.91
Walker	o	o	x	o	o	xxx
Mesnil		xo		o	xo	xxx
Ecker	o	o		o	x	xx
Pavlov	xo	o	x	o	xxx	
Otto	o	o		xo		xxx
Lukyanenko	xo	o	o	xo	xxx	
Averbukh		o		xxo		xxx
Lobinger	o	o	xo	xxo	xxx	

The final started at 5.51, and only one was eliminated as the athletes attempted 5.81. Ecker, Walker, Pavlov and Mesnil all cleared first time, though only the German had a faultless record at that point. The bar was subsequently raised to 5.86 and then 5.91, but only Walker (first time) and Mesnil (second attempt) were able to clear the former height. For the USA, who had provided the first 16 winners of the quadrennial Olympics, this was the first World Championship win in 11 attempts. Lobinger placed eighth with 5.81, better than the winning height in 2005.

In qualifying, 10 men cleared 5.70, and two who made 5.65 first time qualified, while two who cleared on their second attempt were eliminated, and had to be content with equaling the highest ever non-qualifying marks.

Qualifying round (5.75 or top 12 to final) (Aug 30)

Group A qualifiers: Ecker, Hooker, Pavlov, Lukyanenko, Walker, Mesnil, Mazuryk & da Silva 5.65

Non-qualifiers: Liu Feiliang CHN & Spas Bukhalov BUL 5.65; Alhaji Jeng SWE & Germán Chiaraviglio ARG 5.55; Andrej Poljanec SLO & Kevin Rans BEL 5.40; Robbie Pratt MEX NH

Group B qualifiers: Yurchenko, Lobinger & Otto 5.70; Averbukh 5.65

Non-qualifiers: Jeff Hartwig USA, Jacob Pauli USA, Michal Balner CZE & Jérôme Clavier FRA 5.55; Paul Burgess AUS, Aleksandr Korchmid UKR & Damiel Dossévi FRA 5.40; Giovanni Lanaro MEX, Pavel Prokopenko RUS, Steven Lewis GBR, Leonid Andreev UZB & Daichi Sawano JPN NH

POLE VAULT

Multiple Medallists:

6	Sergey Bubka	URS/UKR	83-1, 87-1, 91-1, 93-1, 95-1, 97-1
5	Maksim Tarasov	URS/RUS	91-3, 93-3=, 95-2, 97-2, 99-1
2	Aleksandr Averbukh	ISR	99-3, 01-2
	Dmitri Markov	AUS	99-2, 01-1
	Brad Walker	USA	05-2, 07-1

Most Finals:

6	Bubka		
	Tim Lobinger	GER	95-11, 97-4, 99-6, 03-5, 05-5=, 07-8
5	Jean Galfione	FRA	91-10, 93-8, 95-3, 97-nh, 99-nh
	Tarasov		

Most Appearances:

7	Lobinger		93-32Q, 95-11, 97-4, 99-6, 03-5, 05-5=, 07-8
	Galfione		91-10, 93-8, 95-3, 97-nh/final, 99-nh/final, 05-13Q

National Placings:

	1	2	3	4	5	6	7	8	Points
RUS	1	2	1+2=	2	1	2	2	1	64
USA	1	1	2	1=	1+2=	3+2=	-	1	56
URS	3	1	2	1	-	-	-	-	48
GER	-	-	1	2+1=	2+1=	1+1=	1=	1	39.5
FRA	-	2	1	-	1	1	-	2+1=	29.5
UKR	3	-	-	-	-	1=	-	-	26
AUS	1	1	-	1	-	-	-	-	20
ISR	-	1	1	-	-	-	1	-	15
BUL	-	-	1	-	1=	-	1	1	12.5
RSA	-	1	-	1	-	-	-	-	12
SWE	-	-	1	-	1	-	1	-	12
POL	-	-	-	2	-	-	-	1+1=	11.5
ITA	1	-	-	-	1=	-	-	-	11
NED	1	-	-	-	-	1=	-	-	10.5
KAZ	-	1	-	-	-	-	1=	-	8.5
HUN	-	1	-	-	-	-	-	-	7
BRA	-	-	-	-	1	-	-	-	4
GBR	-	-	-	-	1	-	-	-	4
AUT	-	-	-	-	-	-	1	-	2
EST	-	-	-	-	-	-	1	-	2
JPN	-	-	-	-	-	-	-	1	1
Totals	11	11	10+2=	9+2=	8+5=	7+5=	7+2=	8+2=	396

Long Jump

Helsinki 1983

Final (Aug 10)

1,	Carl Lewis	USA	8.55	(1.2)
2,	Jason Grimes	USA	8.29	(0.6)
3,	Mike Conley	USA	8.12	(1.1)
4,	László Szalma	HUN	8.12	(1.5)
5,	Nenad Stekic	YUG	8.09	(1.1)
6,	Gary Honey	AUS	8.06	(1.4)
7,	Antonio Corgos	ESP	8.06	(0.3)
8,	Yusuf Alli	NGR	7.89	(0.6)
9,	Gheorghe Cojocaru	ROU	7.88w (2.6) & 7.70 (0.5)	
10,	Jan Leitner	TCH	7.84w (2.3) & 7.80 (0.8)	
11,	Oganes Stepanyan	URS	7.74 (-0.4)	
12,	Atanas Atanasov	BUL	7.69w (2.1) & 7.54 (1.5)	
13,	Lee Mu-Tsai	TPE	7.57 (0.2)	

Series	1	2	3	4	5	6
Lewis	8.55	-	8.42	-	-	-
Grimes	8.29	x	8.23	8.29	x	8.17
Conley	x	8.06	x	8.12	8.12	x
Szalma	x	7.93	x	8.09	8.08	8.12
Stekic	7.80w	5.54w	7.94	5.99	7.76	8.09
Honey	7.86w	7.93	8.06	x	7.94	7.96
Corgos	7.94w	7.79	7.92	7.91	8.06	x
Alli	7.89	x	7.89	7.85	7.89	7.74

Lewis, winner of the 100m gold, was required to contest two more titles two days later. Minutes after anchoring the United States to victory in their sprint relay heat, he made a delayed start to the long jump final. Hitting the board well he soared out to 8.55, comfortably further than the 8.29 opener of Grimes. Lewis turned to the stand and raised his arms high in salute to the crowd. After missing the second round,

Lewis produced 8.42 before passing the rest of his series to concentrate on the relay final.

Grimes, meanwhile, compiled an excellent series despite never threatening Lewis. A close battle for the bronze was won by Conley – fourth in the triple jump – in the fifth round. For the second time in Helsinki, Lewis had led a United States sweep of the medals.

There was great excitement after Lewis's first jump when one TV commentator saw the bib number of Lewis – 892 – flash onto the screen and announced this as a new world long jump record.

Qualifying round (7.90 or top 12 to final) (Aug 9)

Group A qualifiers: Grimes 8.29w (2.6); Honey 8.12 (1.5); Corgos 8.05 (1.3); Stepanyan 8.01 (0.8); Atanasov 7.96 (1.8); Conley 7.90 (0.2); Stekic 7.88 (1.5); Lee 7.88w (2.7) & 7.44 (0.8)

Non-qualifiers: Lester Benjamin ANT 7.81 (1.6); Stephen Walsh NZL 7.75w (2.3); Gyula Pálóczi HUN 7.70w (2.4) & 7.42 (0.3); Giovanni Evangelisti ITA 7.70w (2.4); Chan Ka-Chiu HKG 7.31 (0.9); Bilanday Bodjona TOG 7.15 (1.9); Stephen Hanna BAH, Ian James CAN & Vlastimil Marinec TCH DNS

Group B qualifiers: Lewis 8.37 (-1.3); Alli 8.11 (0.8); Szalma 7.97w (2.2); Cojocar 7.92 (1.1); Leitner 7.90w (3.6)

Non-qualifiers: Sergey Rodin URS 7.87 (1.1); Liu Yuhuang CHN 7.77w (2.2); Joey Wells BAH 7.69w (2.5) & 6.44 (0.6); René Gloor SUI 7.68 (0.5); Jarmo Kärnä FIN 7.56 (1.7); Marco Piochi ITA 7.52 (1.8); Björn Johansson SWE 7.51 (0.6); Wilfredo Almonte DOM 7.38 (0.6); Adnan Abu Laoui JOR 7.12w (3.5) & 7.12 (0.6); Mohamed Abusaleem Bishty LBA 6.76 (-1.3); Shauki Al Marhubi OMA 6.20 (1.8); Atanas Chochev BUL NM

Rome 1987

Final (Sep 5)

1,	Carl Lewis	USA	8.67	(0.4)
2,	Robert Emmiyan	URS	8.53	(-0.2)
3,	Larry Myricks	USA	8.33	(-0.9)
4,	Giovanni Evangelisti	ITA	8.19	(0.3)
5,	Jens-Uwe Hirschberg	GDR	8.16	(-0.6)
6,	Jaime Jefferson	CUB	8.14	(0.2)
7,	Vladimir Amidzhinov	BUL	8.11	(-0.3)
8,	Mike Conley	USA	8.10	(0.5)

9, Sergey Layevskiy URS 8.08 (-0.5); 10, Heiko Reski FRG 8.03 (0.4); 11, Yusuf Alli NGR 8.00 (-1.9); 12, Junichi Usui JPN 8.00 (2.0); 13, Vladimir Bobylyov URS 7.90w (2.6) & 7.78 (0.7); 14, Jarmo Kärnä FIN 7.83 (0.5); 15, Norbert Brige FRA 7.82 (-0.4); 16, Paul Emordi NGR 7.80 (-0.1); 17, Ivo Krsek TCH 7.72 (-1.1)

Series	1	2	3	4	5	6
Lewis	8.67	8.65	8.67	8.43	x	8.60
Emmiyan	8.30	x	x	8.53	x	x
Myricks	x	8.04w	8.23	8.13	8.33	8.20
Evangelisti	x	8.09	8.19	7.59	x	"8.38" – see report
Hirschberg	8.16	8.04	7.97	7.85	x	7.95
Jefferson	7.78	7.85	8.09	8.04	7.84	8.14
Amidzhinov	8.11	7.80	8.05	7.86	7.99	8.01
Conley	x	8.10	x	x	x	x

An expectant crowd hoped to see Lewis threaten Bob Beamon's world record of 8.90. The American, weakened by an upset stomach, did not get the record but retained his title with a brilliant series: 8.67, 8.65, 8.67, 8.43, foul, 8.60. The silver went to Emmiyan, who closed on Lewis with 8.53 in the fourth round but had four other fouls.

According to the IAF Scientific Report of the championship, Lewis actually cleared 8.84 on his first jump. This distance includes two centimetres "lost" on the take-off board and another 15 in the sand. His other "effective" distances were 8.68, 8.67, 8.64 and 8.76.

There was a keen battle for the bronze behind Lewis and Emmiyan. Evangelisti, jumping first in each round, moved into third place with 8.19 in round three. Two jumps later, Myricks overtook the Italian with 8.23. He improved to 8.33 in the fifth and looked set for a medal. Evangelisti responded with a good effort on his last try, and the crowd were delighted when 8.38 flashed on the scoreboard. However, those watching the contest closely felt that the Italian had not landed that far into the pit. There were allegations that the officials had produced a false measurement and the Italian Athletics Federation (FIDAL) requested that the three IAAF Technical Delegates to the championships should investigate. They reported to the IAAF Council meeting in December 1987 that "this competition was correctly conducted and the final result was not to be changed."

However, computer analysis – principally by the Italian media – appeared to show that Evangelisti's final leap was no better than 8.15. The Italian Olympic Committee investigated the affair and in March 1988 concluded that FIDAL officials had conspired to falsify the measurement of Evangelisti's jump in order to ensure a medal for Italy. It was reported that film taken during the women's shot ceremony appeared to show an official in the background placing a marker in the sand and measuring a distance *before* the final jump of Evangelisti.

The next IAAF Council Meeting – at London in April 1988 – noted: "It had become clear that serious doubts had arisen concerning the sixth jump of Giovanni Evangelisti (ITA). As a result, and exceptionally, the Council has decided unanimously:– 1) Notwithstanding the present IAAF Rules, to ignore the sixth jump of Evangelisti and to adjust the result accordingly; 2) To examine the IAAF Rules regarding protests." Myricks was duly awarded a bronze medal.

Qualifying round (7.95 or top 12 to final) (Sep 4)

Group A qualifiers: Emmiyan 8.19 (0.8); Emordi 8.14 (1.8); Bobylyov 8.08 (0.3); Kärnä 8.06 (1.8); Usui 8.02 (1.4); Jefferson 8.00 (1.1); Conley 7.99 (-0.4); Brige 7.96 (-0.3)

Non-qualifiers: Frans Maas NED 7.78 (0.7); Róbert Széli TCH 7.59 (-0.3); Dietmar Haaf FRG 7.51 (0.7); Ray Quinones PUR 7.41 (-0.2); Jeffrey Neptune GRN 7.11w (2.2) & 6.99 (1.9); Marcus Barros BRA 6.94 (1.9); Devon Hyde BIZ 6.61 (1.2); António Santos ANG, Stanislaw Jaskulka POL, Lester Benjamin ANT, Bruny Surin CAN & Dimitrios Hadzopoulos GRE NM

Group B qualifiers: Lewis 8.36 (0.5); Myricks 8.20 (0.4); Hirschberg 8.10 (0.7); Alli 8.07 (0.9); Amidzhinov 8.05 (0.7); Reski 8.03 (1.2); Layevskiy 7.98 (1.4); Evangelisti 7.97 (-0.3); Krsek 7.96 (0.5)

Non-qualifiers: Emiel Mellaard NED 7.93 (1.1); Cheng Zunrong CHN 7.90 (0.9); Andreas Steiner AUT 7.87 (1.3); Fred Salle CMR 7.60 (1.1); Antonio Corgos ESP 7.60 (1.3); Ian James CAN 7.54 (1.2); Badara Mbengue SEN 7.23 (-0.4); Carlos Casar MEX 7.21 (0.8); Wilbert Lee MNT 6.61 (1.3); Kim Won-Jin KOR & Jeroen Fischer BEL DNS

Tokyo 1991

Final (Aug 30)

1,	Mike Powell	USA	8.95WR	(0.3)
2,	Carl Lewis	USA	8.91w	(2.9)
3,	Larry Myricks	USA	8.42	(0.8)
4,	Dietmar Haaf	GER	8.22w	(3.3)
5,	Bogdan Tudor	ROU	8.06	(1.7)
6,	David Culbert	AUS	8.02	(1.9)
7,	Giovanni Evangelisti	ITA	8.01	(0.7)
8,	Volodymyr Ochkan	URS	7.99w	(2.1)

Legal bests:

Lewis	8.87	(-0.2)
Haaf	8.01	(-0.1)
Ochkan	5.89	(-0.1)

9, Jaime Jefferson CUB 7.94 (-0.5); 10, Andre Müller GER 7.94w (3.1) & 7.71 (-0.7); 11, Chen Zunrong CHN 7.92 (0.5); 12, Konstandinos Koukodimos GRE 7.92 (-1.5); 13, George Ogbeide NGR 7.78 (0.8)

Series	1	2	3	4	5	6
Powell	7.85	8.54	8.29	x	8.95	x
Lewis	8.68	x	8.83w	8.91w	8.87	8.84
Myricks	x	8.20	x	8.41	8.42	x
Haaf	8.01	x	8.22w	8.05w	x	x
Tudor	7.85	8.00	x	x	8.06	x
Culbert	x	7.53	8.02	7.27	x	7.60
Evangelisti	7.97	7.96	x	x	8.01	7.99
Ochkan	7.99w	x	x	x	5.89	x

Bob Beamon's world record of 8.90 finally fell – but not to newly-crowned 100m record holder Lewis. Instead, Mike Powell not only set new record figures, but became the first man to beat Lewis since 1981.

The qualifying round indicated that something special might happen in the event when Lewis had a narrow foul of around 8.80. He followed up with 8.56, the best qualifying mark ever.

The three Americans – Lewis, Powell and Myricks – were favoured to take all the medals in the final. Powell was first of these to jump, managing just 7.85. Myricks fouled but Lewis produced a superb championship record of 8.68. Round two: Powell leapt 8.54 yet looked most disappointed. Myricks moved into third place with 8.20 and Lewis fouled. Round three: European Champion Dietmar Haaf's 8.22w

put him into the bronze medal position. Powell managed 8.29 then Lewis propelled himself to a magnificent personal best of 8.83w. Round four: Powell leapt about 8.80, only to see the red flag raised. Myricks moved ahead of Haaf. Lewis then improved to a stunning 8.91. The magical figure of 8.90 had been beaten at last, but the following wind was over the limit at 2.9.

An aggressive Powell finally clicked in the fifth round, landing clearly near to nine metres. The white flag was raised, and a legal wind speed (0.3) flashed up onto the scoreboard along with a smiling face denoting a valid jump. After a suspenseful pause there were plenty more smiles when Powell's jump was confirmed at 8.95. All eyes were on Lewis and he responded fantastically – but unsuccessfully – with legal efforts of 8.87 and 8.84.

“This is a dream come true,” said Powell. “Honestly, I thought Carl would beat me in the last jump. I have conditioned myself for so long to see him come from behind and beat me. I thought he would jump nine metres.”

Lewis said: “It was a great competition for me, and even greater for Mike. He had just one great jump, the best jump of his life, but that's all it takes in the long jump.”

Scientific analysis showed that the winner actually leapt 8.98 including a toe-to-plasticine distance measured at 3cm.

Qualifying round (8.05 or top 12 to final) (Aug 29)

Group A qualifiers: Lewis 8.56 (0.8); Chen 8.05w (2.3) & 7.87 (0.3); Müller 8.04w (2.4) & 7.65 (-0.2); Jefferson 8.04 (1.7); Evangelisti 8.03 (1.5); Ogbeide 8.02 (0.3); Ochkan 8.01 (0.4); Culbert 8.01 (8.01)

Non-qualifiers: Edrick Floréal CAN 7.95 (0.5); Mark Forsythe GBR 7.95 (-0.2); Jesús Oliván ESP 7.94 (7.94); Milan Gombala TCH 7.89 (0.2); James Sabulei KEN 7.86 (1.1); Paulo de Oliveira BRA 7.78 (1.2); Badara Mbengue SEN 7.75 (0.7); Ivan Stoyanov BUL 7.73 (0.6); Frans Maas NED 7.71 (0.7); Lotfi Khaida ALG 7.68 (0.4); Jonathan Moyle NZL 7.52 (0.1); François Reteno GAB 7.15 (1.5); Khalid Mousa SUD 6.58 (1.2); Hitoshi Shimo JPN NM

Group B qualifiers: Haaf 8.21 (0.8); Myricks 8.20 (8.20); Powell 8.19 (0.1); Koukodimos 8.12 (0.7); Tudor 8.05 (0.5)

Non-qualifiers: Robert Emmiyan URS 8.00 (0.8); Ian James CAN 7.94 (1.0); Fausto Frigerio ITA 7.88 (0.9); Jarmo Kärrä FIN 7.79 (0.6); Angel Hernández ESP 7.75 (-0.3); Geng Huang CHN 7.69 (-0.2); Krasimir Minchev BUL 7.62 (1.2); Csaba Almási HUN 7.62 (0.4); Mattias Sunneborn SWE 7.61 (0.8); Murat Ayaydin TUR 7.57 (0.5); Franck Zio BUR 7.50 (0.3); Musabab Ali Saeed UAE 7.05 (0.3); Kareem Streete-Thompson CAY 6.99 (0.3); Borut Bilac YUG; Dimitriy Bagryanov URS & Craig Hepburn BAH NM

Stuttgart 1993

Final (Aug 20)

1,	Mike Powell	USA	8.59	(0.4)
2,	Stanislav Tarasenko	RUS	8.16	(-0.1)
3,	Vitaliy Kirilenko	UKR	8.15	(1.0)
4,	Erick Walder	USA	8.05	(0.9)
5,	Ivaylo Mladenov	BUL	8.00	(0.3)
6,	Nikolay Antonov	BUL	7.97	(-0.1)
7,	Aleksandr Glavatskiy	BLR	7.95	(0.6)
8,	François Fouche	RSA	7.93	(0.5)
9,	André Müller	GER	7.83	(-0.1)
10,	Spyros Vasdhékis	GRE	7.80	(1.1)
11,	Milan Gombala	CZE	7.69	(0.2)
	Iván Pedroso	CUB	NM	

Series	1	2	3	4	5	6
Powell	x	8.16	8.28	8.22	8.43	8.59
Tarasenko	7.85	7.84	8.01	8.16	8.02	x
Kirilenko	7.96	7.87	7.90	7.81	8.15	x
Walder	7.74	7.94	7.72	7.71	8.05	8.02
Mladenov	7.93	x	8.00	7.85	7.75	x
Antonov	7.97	7.89	7.95	x	7.81	7.84
Glavatskiy	7.70	x	7.90	7.94	7.95	x
Fouche	7.93	7.84	7.82	x	7.88	x

Powell retained his title in commanding fashion, but the contest was a far cry from the excitement of Tokyo, or even Rome. The 30 year-old found 8.16 sufficient to take the lead in the second round. No other jumper could exceed that distance. However, Powell improved to 8.59 in the final round. The minor medals went, unexpectedly, to two former Soviet jumpers. They were helped by an injury to Cuba's Iván Pedroso, who had leapt 8.23 in qualifying.

Carl Lewis was in Stuttgart but had already decided only to contest the sprints in 1993.

Qualifying round (8.10 or top 12 to final) (Aug 19)

Group A qualifiers: Walder 8.30 (0.6); Pedroso 8.23 (1.0); Mladenov 8.10 (0.6); Fouche 7.95 (1.0); Antonov 7.91 (0.9)

Non-qualifiers: Konstantinos Koukodimos GRE 7.90 (1.1); Angel Hernández ESP 7.86 (0.3); Joe Greene USA 7.86 (0.7); Obinna Eregbu NGR 7.85 (0.3); Vasily Sokov RUS 7.75 (0.4); Vladimir Malyavin TKM 7.66 (1.1); Lotfi Khaida ALG 7.65 (0.3); Wendel Williams TRI 7.63 (0.5); Jerome Romain DMA 7.62 (0.7); Viktor Rudenik BLR 7.60 (0.7); Konstantin Krause GER 7.53 (-0.3); Eugene Licorish GRN 7.48 (-0.4); Banaras Khan PAK 7.43 (1.2); Edrick Floréal CAN 7.39 (-0.1); Nelson Ferreira BRA 7.31 (1.2); Tibor Ordina HUN NM; Rogelio Saenz MEX NM

Group B qualifiers: Powell 8.15 (0.0); Tarasenko 8.05 (0.3); Glovatskiy 8.03 (1.0); Kirilenko 8.02 (0.3); Gombala 7.99 (0.7); Vasdhékis 7.99 (0.5); Müller 7.95 (0.3)

Non-qualifiers: Elmer Williams PUR 7.86 (0.6); Jaime Jefferson CUB 7.86 (1.0); Craig Hepburn BAH 7.83 (0.7); Bernhard Kelm GER 7.78 (0.3); Mattias Sunneborn SWE 7.78 (-0.2); Juha Kivi FIN 7.69 (0.6); Robert Emmiyan ARM 7.66 (0.9); Fred Salle GBR 7.60 (0.3); Masaki Morinaga JPN 7.58 (0.1); Franck Zio BUR 7.42 (0.6); Musabab Al-Saeed UAE 7.41 (0.6); Nai Hui-Fang TPE 7.31 (0.2); Galin Georgiev BUL 7.27 (0.4); Frans Maas NED 7.26 (0.1); Ahmed Al-Mammari OMA 7.23 (0.5); Olive Fifita TGA 6.86 (0.0)

Gothenburg 1995

Final (Aug 12)

1,	Iván Pedroso	CUB	8.70	(1.6)
2,	James Beckford	JAM	8.30	(0.0)
3,	Mike Powell	USA	8.29	(-0.3)
4,	Georg Ackermann	GER	8.14	(-1.2)
5,	Bogdan Tudor	ROU	8.01	(-0.1)
6,	Kostas Koukodimos	GRE	8.00	(0.0)
7,	Huang Geng	CHN	7.94	(-0.9)
8,	Ivaylo Mladenov	BUL	7.93	(0.5)
9,	Andrey Ignatov	RUS	7.93	(1.5)
10,	Franck Zio	BUR	7.87	(-0.9)
11,	Robert Emmiyan	ARM	7.77	(0.0)
12,	Nobuharu Asahara	JPN	7.77	(1.2)
13,	Galín Georgiev	BUL	7.72	(-1.1)
14,	Kareem Streete-Thompson	USA	7.43	(-2.1)

Series	1	2	3	4	5	6
Pedroso	7.82	8.70	x	x	8.28	8.23
Beckford	7.86	x	8.02	x	8.12	8.30
Powell	8.18	x	8.29	8.18	x	x
Ackermann	7.91	x	7.95	8.14	x	x
Tudor	x	7.68	8.01	x	7.97	x
Koukodimos	x	8.00	x	x	x	7.89
Huang	7.60	7.90	7.94	7.58	7.82	7.90
Mladenov	x	7.93	x	x	x	7.93

Carl Lewis and Mike Powell would have needed to have been at their best to defeat Pedroso, who was unbeaten so far in 1995 and had jumped a windy 8.96 in Sestriere the week before the championships. Lewis arrived in Gothenburg but did not compete because of a hamstring strain. Powell was hampered by a sore back and a broken toe. The Cuban was left to score a convincing win with 8.70 in round 2. Prior to the final jump of the contest, Powell held second place from Ackermann. The last man, Beckford, found the perfect time to produce a Jamaican record of 8.30 and take the silver medal.

Qualifying round (8.05 or top 12 to final) (Aug 11)

Group A qualifiers: Powell 8.25 (1.4); Mladenov 8.16 (0.0); Ackermann 8.13 (0.7); Tudor 8.06 (1.8); Huang 7.98 (0.9); Georgiev 7.93 (1.0)

Non-qualifiers: Vitaliy Kirilenko UKR 7.87 (0.9); Nelson Ferreira BRA 7.87 (0.8); Sinisa Ergotic CRO 7.85 (0.2); Jaime Jefferson CUB 7.84 (0.4); Mattias Sunneborn SWE 7.67w (2.3); Roberto Coltri ITA 7.65 (1.6); Konstantin Sarnatskiy UZB 7.52 (1.1); Elmer Williams PUR 7.37 (0.9); Biliaminou Alao BEN 7.35 (1.9); Stanislav Tarasenko RUS 7.29 (2.0); Ellsworth Manuel AHO 2.38 (0.8); Roland McGhee USA, Roman Orlik CZE, Andreja Marinkovic YUG, Musabab Al-Saeed UAE, Spyros Vasdhékis GRE, Kiril Sosunov RUS, Armen Martirosyan ARM & Fred Salle GBR NM

Group B qualifiers: Iván Pedroso CUB 8.45 (1.9); James Beckford JAM 8.24 (1.5); Nobuharu Asahara JPN 8.08 (0.7); Andrey Ignatov RUS 8.04 (1.9); Franck Zio BUR 7.92 (1.2); Robert Emmiyan ARM 7.91 (1.3); Kostas Koukodimos GRE 7.91 (1.5); Kareem Streete-Thompson USA 7.91 (1.1)

Non-qualifiers: Milan Gombala CZE 7.88 (0.7); Cheikh Tidiane Touré SEN 7.85 (1.5); Andrew Owusu GHA 7.85 (0.7); Aleksander Glavatskiy BLR 7.81 (0.5); Bogdan Tarus ROU 7.79 (1.3); Konstantin Krause GER 7.68 (0.9); Douglas de Souza BRA 7.63 (1.2); Vladimir Malyavin TKM 7.38 (0.9); Nikolay Antonov BUL 7.36 (0.4); Oscar Valiente PER 7.31 (1.6); Huang Baoting CHN 7.29 (0.6); Pa Modou Gai GAM 2.17 (1.9); Gregor Cankar SLO, Chao Chih-Kuo TPE, Rogelio Saenz MEX & Keita Ciine IVB NM; Obinna Eregbu NGR DNS

Athens 1997

Final (Aug 5)

1,	Iván Pedroso	CUB	8.42	(0.1)
2,	Erick Walder	USA	8.38	(-0.2)
3,	Kirill Sosunov	RUS	8.18	(0.9)
4,	James Beckford	JAM	8.14	(0.6)
5,	Nelson Ferreira	BRA	8.04	(0.4)
6,	Aleksander Glavatskiy	BLR	8.03	(0.3)
7,	Cheikh Touré	SEN	7.98	(0.0)
8,	Kevin Dilworth	USA	7.88	(-0.4)
9,	Masaki Morinaga	JPN	7.86	(0.1); 10, Lao Jianfeng
		CHN	7.76	(1.2); 11, Bogdan
		ROU	7.66	(0.0); Maurice Wignall
		JAM	NM	

Series	1	2	3	4	5	6
Pedroso	8.42	x	x	x	x	7.60
Walder	8.29	8.15	8.29	8.36	8.30	8.38
Sosunov	8.04	7.89	8.05	8.12	7.83	8.18
Beckford	x	8.07	7.92	8.14	6.62	7.85
Ferreira	7.97	x	8.04	x	6.63	x
Glavatskiy	7.98	6.99	7.90	8.03	x	x
Touré	7.81	7.98	7.92	7.98	7.98	7.91
Dilworth	7.88	-	-	-	-	-

Pedroso's strategy was simple: wrap up the gold medal with his first jump and then, in a relaxed mood, go for a barrier-breaking nine metre leap. He succeeded in his first aim, his 8.42 opener sufficing, but he messed up his remaining five attempts (two of his fouls exceeding 8.70) and in the end his winning margin over Walder was a too close for comfort 4cm. The American had by far the better series, averaging almost 8.30 for the six jumps and finishing with 8.38. Beckford, a late addition to the field after the IAAF changed a three-month doping penalty to a public warning, was in bronze medal position with 8.14 until overtaken by Sosunov's 8.18 in the final round.

Qualifying Round (8.05 or top 12 to final) (Aug 3)

Group A qualifiers: Maurice Wignall JAM 8.09 (-0.1); Erick Walder USA 8.05 (1.7); Nelson Ferreira BRA 8.00 (0.2); Lao Jianfeng CHN 7.99 (-0.2); Bogdan Tudor ROU 7.98 (-1.2); Kirill Sosunov RUS 7.96 (-0.3); Masaki Morinaga JPN 7.93 (-0.7)
Non-qualifiers: Carlos Calado POR 7.92 (-0.1); Aleksey Lukasevich UKR 7.90 (0.5); Kostas Koukodimos GRE 7.87 (-0.5); Tomas Bardauskas LTU 7.75 (0.2); Grzegorz Marcinišzyn POL 7.69 (-0.2); Raúl Fernández ESP 7.62 (0.2); Elston Shaw BIZ 7.21 (1.6); Victor Shabangu SWZ 7.18 (0.3); Richard Duncan CAN 7.17 (-0.1); Joe Greene USA 7.15 (-0.3); Kader Klouchi FRA & Gregor Cankar SLO NM
Group B qualifiers: Pedroso 8.11 (0.2); Touré 8.09 (1.5); Beckford 8.03 (1.3); Dilworth 7.96 (0.1); Glavatskiy 7.94 (0.6)
Non-qualifiers: Emmanuel Bangué FRA 7.93 (0.5); Tan Zhengze CHN 7.92 (1.2); Nobuharu Asahara JPN 7.88 (-0.4); Bogdan Tarus ROU 7.87 (0.1); Matthias Sunneborn SWE 7.72 (-0.4); Marko Rajic YUG 7.70 (-0.4); Younès Moudrik MAR 7.66 (-0.1); Robert Emmiyan ARM 7.65 (0.8); Andrey Ignatov RUS 7.64 (0.5); Dimitris Filindras GRE 7.63 (0.3); Sung Hee-Jun KOR 7.63 (-0.8); Keita Cline IVB 7.23 (-0.9); Nai Hui-Fang TPE 7.05 (0.9); Dimitris Hatzopoulos GRE & Krzysztof Luczak POL NM

Seville 1999

Final (Aug 28)

1,	Iván Pedroso	CUB	8.56	(1.1)
2,	Yago Lamela	ESP	8.40	(0.6)
3,	Gregor Cankar	SLO	8.36	(1.6)
4,	Jai Taurima	AUS	8.35	(0.7)
5,	Shane Hair	AUS	8.24	(1.9)
6,	Huang Le	CHN	8.01	(0.5)
7,	Kevin Dilworth	USA	8.00	(1.4)
8,	Younès Moudrik	MAR	7.99	(1.6)
9,	Emmanuel Bangué	FRA	7.94	(1.5); 10, Ciaran McDonagh
		IRL	7.90	(0.8); 11, Erik Nijs
		BEL	7.83	(0.3); 12, Hussein Al-Sabee
		KSA	7.62	(0.8)

Series	1	2	3	4	5	6
Pedroso	8.19	8.33	8.56	-	5.74	-
Lamela	8.34	x	x	8.40	8.09	8.39
Cankar	8.20	8.32	8.09	8.36	8.07	x
Taurima	x	8.12	x	x	x	8.35
Hair	x	7.89	7.99	8.24	8.11	6.10
Huang	7.95w	7.70	8.01	7.96	-	-
Dilworth	7.99	8.00	7.88	7.75	7.98	7.87
Moudrik	7.68	7.99	7.71	7.71	x	7.76

Pedroso won his third world outdoor title, but only after Spanish fans inside the packed stadium had been thrilled by Lamela, the man who gave Pedroso such a scare in the World Indoor Championships earlier in the year. He it was who led after the first round with 8.34 in reply to Pedroso's 8.19 and Cankar's 8.20. By the end of round 2 it could hardly have been much closer as Pedroso jumped 8.33 and Cankar 8.32 while Lamela fouled. But Pedroso is nothing if not a great competitor and in round 3 he went out to 8.56. Lamela fouled again but after losing second place to Cankar (8.36) in the fourth round he immediately responded with 8.40.

For the first time in a global championship, four men went over 8.30 as Taurima – revealing some of the flair that would become more evident in Sydney 2000 – leapt an Australian record of 8.35 in the final round, 1cm behind Cankar. The highest-placed jumper from the USA, which had never previously been out of the medals in this event, was seventh. That was Texan Dilworth, who repeated his placing from Athens 1997.

Qualifying round (8.15 or top 12 to final) (Aug 26)

Group A qualifiers: Cankar 8.23 (-0.2); Lamela 8.15 (0.1); Dilworth 8.09 (0.3); Al-Sabee 8.06 (-0.7); McDonagh 8.00 (0.3); Bangué 7.92 (-0.2); Moudrik 7.91 (-0.2); Hair 7.90 (0.0)

Non-qualifiers: Kostas Koukodimos GRE 7.90 (-0.2); Roman Shchurenko UKR 7.89 (-0.3); Kofi Prah GER 7.86 (0.3); Luis Mélez CUB 7.85 (-0.3); Ivaylo Mladenov BUL 7.83 (-0.2); Erick Walder USA 7.80 (0.2); Nelson Ferreira BRA 7.71 (-0.8); Danial Jahic YUG 7.68 (-0.4); Richard Duncan CAN 7.65 (0.1); Sung Hee-Jun KOR 7.62 (0.6); Chen Jing CHN 7.61 (-0.3); Mark Awere GHA 7.60 (-0.4); Daisuke Watanabe JPN 7.41 (-0.1); Nathan Morgan GBR 7.31 (-0.4)

Group B qualifiers: Pedroso 8.16 (1.2); Huang 7.94 (0.1); Nijs 7.93 (-0.5); Taurima 7.92 (0.8)

Non-qualifiers: Hatem Mersal EGY 7.90 (0.9); Nikolay Atanasov BUL 7.86 (0.3); Shigeru Tagawa JPN 7.78 (-0.6); Aleksey Lukashevich UKR 7.77 (-0.2); Cheikh Tidiane Touré FRA 7.76 (0.3); Kareem Streete-Thompson CAY 7.75 (0.2); Carlos Calado POR 7.75 (0.6); Bogdan Tarus ROU 7.74 (-0.6); Ian Lowe CAN 7.72 (1.2); Nicola Trentin ITA 7.70 (1.3); Andrey Ignatov RUS 7.66 (0.6); Konstantin Krause GER 7.61 (-0.4); Kader Klouchi FRA 7.57 (-0.1); Savante Stringfellow USA 7.39 (-0.4); Gable Garenamotse BOT 7.28 (-0.2); Abdulrahman Al-Nubi QAT 7.15w (2.2) & 6.79 (-0.2); Mattias Sunneborn SWE DNS & Armen Martirosyan ARM DNS

Edmonton 2001

Final (Aug 11)

1,	Iván Pedroso	CUB	8.40	(1.2)
2,	Savanté Stringfellow	USA	8.24	(1.6)
3,	Carlos Calado	POR	8.21	(1.1)
4,	Miguel Pate	USA	8.21w	(2.7)
5,	Kareem Streete-Thompson	CAY	8.10	(0.7)
6,	Aleksey Lukashevich	UKR	8.10	(0.8)
7,	James Beckford	JAM	8.08	(-0.4)
8,	Dwight Phillips	USA	7.92	(0.8)

Legal best:

Pate 8.09 (-0.4)

9, Grzegorz Marcinišzyn POL 7.92 (1.4); 10, Hussein Al-Sabee KSA 7.90 (0.0); 11, Abdulrahman Al-Nubi QAT 7.63 (0.7); 12, Vitaliy Shkurlatov RUS 7.61 (0.9)

Series	1	2	3	4	5	6
Pedroso	x	8.23	8.35	6.18	8.40	x
Stringfellow	x	x	8.22	8.24	x	x
Calado	x	8.21	x	7.92	8.18	8.01
Pate	x	8.09	7.83	7.89	8.21w	7.94
Streete-Thompson	7.74	8.09	8.08	8.03	8.10	8.04
Lukashevich	x	8.10	7.19	x	8.01	7.97
Beckford	7.94	x	7.97	x	x	8.08
Phillips	7.90	x	7.92	-	-	-

After a moderate season and an unconvincing qualifying round, Pedroso notched up a ninth successive world title indoors or out with leaps of 8.35 and 8.40. The Cuban produced the first good jump in the final with 8.23 in round two. The top US challenger, Stringfellow, fouled on his first two jumps and did well to move into the silver medal position with 8.22 in the third. He improved to 8.24, and then with his final effort landed a foul in the region of 8.80.

The bronze medal was determined by the second best jumps of Calado and Pate, who had each cleared 8.21. Calado edged the American, 8.18 to 8.09.

Qualifying round (8.15 or top 12 to final) (Aug 9)

Group A qualifiers: Lukashevich 8.10 (0.5); Pedroso 8.00 (-0.4); Phillips 7.95 (0.0); Pate 7.89 (-0.2); Marcinišyn 7.88 (0.2); Calado 7.88 (-0.2); Al-Sabee 7.83 (-0.1)

Non-qualifiers: Kader Klouchi FRA 7.70 (-0.8); Danil Burkenya RUS 7.63 (-0.2); Schahriar Bigdeli GER 7.51 (-0.2); Raúl Fernández ESP 7.47 (-0.4); Arnaud Casquette MRI 7.40 (-0.1); Sanjay Kumar Rai IND 7.24 (0.2); Bogdan Tarus ROU 4.01 (1.0)

Group B qualifiers: Stringfellow 8.33 (-0.1); Beckford 8.19 (-0.2); Streete-Thompson 8.08 (-1.5); Shkurlatov 7.89 (0.4); Al-Nubi 7.85 (0.7)

Non-qualifiers: Richard Duncan CAN 7.79 (-0.8); Mesut Yavas TUR 7.76 (-0.4); Roman Shchurenko UKR 7.74 (-0.4); Luis Felipe Méliz CUB 7.69 (0.3); Luka Aracic CRO 7.68 (0.0); Mattias Sunneborn SWE 7.63 (0.4); Stephan Louw NAM 7.62 (0.3); Daisuke Watanabe JPN 7.37 (-0.1); Gregor Cankar SLO NM

4,	Joan Lino Martínez	ESP	8.24w	(2.9)
5,	Salim Sdiri	FRA	8.21w	(2.4)
6,	Irving Saladino	PAN	8.20w	(2.8)
7,	Khotso Mokoena	RSA	8.11w	(2.6)
8,	Vladimir Zyuskov	UKR	8.06w	(2.3)

Legal bests:

Evilä	8.16	(0.0)
Martínez	8.04	(1.3)
Sdiri	8.20	(1.7)
Saladino	8.12	(0.4)
Mokoena	8.06	(0.4)
Zyuskov	7.56	(0.7)

9, James Beckford JAM 8.02 (0.1); 10, Vitaliy Shkurlatov RUS 7.88 (1.4); 11, Issam Nima ALG 7.73 (0.6); 12, Nils Winter GER 7.72w (3.2)

Paris 2003**Final (Aug 29)**

1,	Dwight Phillips	USA	8.32	(0.5)
2,	James Beckford	JAM	8.28	(0.1)
3,	Yago Lamela	ESP	8.22	(0.5)
4,	Ignisious Gaisah	GHA	8.13	(0.0)
5,	Hussein Al-Sabee	KSA	8.10	(0.0)
6,	Vladimir Zyuskov	UKR	8.08	(-0.2)
7,	Walter Davis	USA	8.02	(0.4)
8,	Osbourne Moxey	BAH	7.93	(0.5)
9,	Chris Tomlinson	GBR	7.93	(0.6)
10,	Bogdan Tarus	ROU	7.84	(0.4)
11,	Luis Méliz	CUB	7.73	(0.8)
12,	Loúis Tsátoumas	GRE	7.72	(0.1)

Series	1	2	3	4	5	6
Phillips	8.09	x	8.22	x	8.32	x
Beckford	x	7.99	8.16	8.12	8.28	8.14
Lamela	8.04	x	8.12	8.16	8.22	x
Gaisah	8.03	8.13	7.90	8.11	7.95	7.88
Al-Sabee	x	7.71	8.09	7.79	8.10	7.70
Zyuskov	8.08	7.91	7.76	7.99	8.07	7.39
Davis	7.96	x	7.90	7.89	7.94	8.02
Moxey	7.87	7.93	7.89	7.81	7.93	x

We knew there would be a new champion as Iván Pedroso pulled out injured after one no-jump in qualifying. There was another upset at that stage when the 2002 world number one Stringfellow managed only 7.83 and was eliminated.

In the final, the cool weather kept down distances and Phillips, who had pulled his hamstring in Edmonton, led at halfway in 8.22. In the fifth round, Phillips was relegated to third, first by Lamela (8.22 but with a better second leap than the American), then Beckford 8.28. Ending the round, Phillips – wearing a one-piece body suit – responded magnificently with a great jump which was followed up with a little dance as the American left the pit. His distance: 8.32 (actually 8.406 from take-off). The final round changed nothing; Lamela and Phillips fouled, while Beckford cleared 8.14.

Qualifying round (8.05 or top 12 to final) (Aug 27)

Group A qualifiers: Lamela 8.19 (0.8); Phillips 8.12 (-0.5); Gaisah 8.01 (0.5); Tarus 7.98 (0.5); Méliz 7.97 (0.3); Moxey 7.97 (0.5); Al-Sabee 7.97 (-0.3); Salim Sdiri FRA 7.94 (-0.2); Sinisa Ergotic CRO 7.87 (0.3)

Non-qualifiers: Kareem Streete-Thompson CAY 7.87 (-1.0); Aleksey Lukashevich UKR 7.85 (-0.6); Nathan Morgan GBR 7.83 (0.0); Nikolay Atanasov BUL 7.79 (0.5); Dimitrios Filindras GRE 7.72 (1.0); Gable Garenamotse BOT 7.57 (0.0); Danila Burkenya RUS 7.52 (0.5); Harmon Harmon COK 6.40 (0.2)

Group B qualifiers: Tomlinson 8.16 (0.7); Davis 8.14 (-0.5); Beckford 8.01 (1.2); Zyuskov 8.01 (0.8); Tsátoumas 8.00 (-0.4)

Non-qualifiers: Nicola Trentin ITA 7.85 (0.6); Vitaliy Shkurlatov RUS 7.85 (0.7); Savanté Stringfellow USA 7.83 (0.5); Nils Winter GER 7.80 (0.5); Dimitrios Serelis GRE 7.75 (-0.8); Victor Castillo VEN 7.71 (0.3); Abdulrahman Al-Nubi QAT 7.70 (0.2); Petar Dachev BUL 7.69 (0.1); Yahya Berrabah MAR 7.62 (-0.3); Lao Jianfeng CHN 7.43 (0.1); Julien Fivaz SUI 7.37 (-0.4); Iván Pedroso CUB & Jonathan Chimier MRI NM

Helsinki 2005**Final (Aug 13)**

1,	Dwight Phillips	USA	8.60	(1.6)
2,	Ignisious Gaisah	GHA	8.34	(0.2)
3,	Tommi Evilä	FIN	8.25w	(2.9)

Series	1	2	3	4	5	6
Phillips	8.60	x	x	x	x	x
Gaisah	7.76	8.11w	8.34	8.17w	8.05	-
Evilä	x	x	8.16	8.12	8.25w	x
Martínez	7.85	8.13w	8.04	8.24w	x	7.98w
Sdiri	8.20	8.07	7.96	7.97	x	8.21w
Saladino	8.00	7.91	8.06	8.00	8.20w	8.12
Mokoena	8.01	8.06	8.11w	8.06	6.79	x
Zyuskov	7.56	8.06w	x	8.01w	x	x

Olympic and World Champion Dwight Phillips made his intentions crystal clear in the qualifying round with a monster jump (8.59w/3.3), which measured 8.69 from take-off to landing. The next best qualifier was South Africa's rangy (190/73) Mokoena who reached 8.22. Phillips settled matters early on in the final, with the fourth jump of the competition, a superb effort of 8.60, equalling his lifetime best. Sdiri responded with 8.20. The competition was quiet until the third round, when Evilä roused the crowd with 8.16 to move into third place. On the next jump, the slender Gaisah jumped 8.34, which would prove good enough for the silver medal. In the next round Martínez moved into third with 8.24w, but was supplanted to the delight of the home crowd, by Evilä in round final, who leapt 8.25w to take the bronze, Finland's only medal of the week. With Panama's Saladino jumping 8.20w, only five centimetres separated third from sixth. With the pressure off, Phillips followed his opening jump with five fouls.

Qualifying round (8.10 or top 12 to final) (Aug 12)

Group A qualifiers: Mokoena 8.22 (0.2); Sdiri 8.18w (3.9); Shkurlatov 7.95w (2.4)

Non-qualifiers: Chris Tomlinson GBR 7.83w (2.6) & 7.64 (1.9); Ibrahim Camejo CUB 7.78 (0.3); Miguel Pate USA 7.70 (0.3); Jonathan Chimier MRI 7.65 (1.5); Povilas Mykolaitis LTU 7.64w (4.4) & 7.50 (0.9); Walter Davis USA 7.42 (1.9); Yahya Berrabah MAR 7.33 (1.6); Leevan Sands BAH & Morten Jensen DEN NM; Jadel Gregório BRA DNS

Group B qualifiers: Phillips 8.59w (3.3); Evilä 8.18 (0.9); Nima 8.13 (1.7); Beckford 8.13w (2.4); Gaisah 8.11w (3.4); Martínez 8.10w (2.6); Saladino 7.98 (1.5); Zyuskov 7.97w (3.7); Winter 7.91 (1.5)

Non-qualifiers: Brian Johnson USA 7.91 (0.0); Shinichi Terano JPN 7.27 (0.7); Eroni Tuivanuvou FIJ 7.17 (-0.4); Iván Pedroso CUB & Bogdan Tarus ROU NM

Osaka 2007**Final (Aug 30)**

1,	Irving Saladino	PAN	8.57	(0.0)
2,	Andrew Howe	ITA	8.47	(-0.2)
3,	Dwight Phillips	USA	8.30	(0.4)
4,	Alexiy Lukashevich	UKR	8.25	(0.2)
5,	Godfrey Mokoena	RSA	8.19	(-0.1)
6,	James Beckford	JAM	8.17	(0.1)
7,	Ndiss Kaba Badji	SEN	8.01	(0.1)
8,	Ahmed Fayaz Marzouk	KSA	7.98	(0.0)

9, Christian Reif GER 7.95 (-0.4); 10, Miguel Pate USA 7.94 (-0.6); 11, Hussein Taher Al-Sabee KSA 7.84 (0.4); Trevell Quinley USA NM

Series	1	2	3	4	5	6
Beckford	8.09	8.03	8.00	8.17	8.17	x
Lukashevich	x	8.17	x	8.05	8.13	8.25
Saladino	x	8.30	8.46	x	x	8.57
Mokoena	7.98	7.86	8.19	8.18	8.15	8.19
Howe	x	8.13	x	8.12	8.20	8.47
Marzouk	x	7.98	7.70	x	-	x
Badji	7.90	8.01	x	7.90	x	7.64
Phillips	8.30	x	x	8.02	x	8.22

Reigning champion Phillips and Saladino – the only man over 8.50 in 2007 – were deemed the favourites. Phillips opened his defence with 8.30, to lead from Beckford (8.09) at the end of round one. Saladino, looking as though he was just making a safe jump, then matched the American with 8.30, and in the next round soared to 8.46. The only change prior to round six occurred with Howe's 8.20 in round five to move into third. Round six saw Lukashevich reach 8.25 and dislodge Howe from bronze medal position. Three jumps later Howe used all of the board, and landed at 8.47 to take the lead amid hysterical celebrations including the ripping of his bib number. Phillips then also jumped 8.47 from take-off, but took off 25.2cm behind the plasticine, so was credited with only 8.22. Finally it was Saladino's turn. Looking quicker than usual the Panamanian flew off the board and landed beyond 8.50 for a stirring victory, setting a South American record of 8.57 in the process. While four men had jumped further in World championship history, none had produced a round six jump of that length to ensure victory.

Qualifying round (8.15 or top 12 to final) (Aug 29)

Group A qualifiers: Phillips 8.22 (-0.4), Reif 8.19 (0.8), Howe 8.17 (-0.3), Saladino 8.13 (-0.1), Lukashevich 8.11 (0.3), Al-Sabee 8.01 (0.3), Quinley 7.99 (0.5)

Non-qualifiers: Arnaud Casquette MRI 7.93 (0.0), Nikolay Atanasov BUL 7.89 (0.1), Chris Tomlinson GBR 7.89 (0.7), Mohamed Salman Al Khuwalidi KSA 7.85 (0.0), Rogério Bispo BRA 7.74 (-0.6), Li Runrun CHN 7.66 (0.2), Daisuke Arakawa JPN 7.62 (0.8), Morten Jensen DEN 7.53 (0.6), Louis Tristán PER 7.51 (-1.1)

Group B qualifiers: Mokoena 8.28 (0.6), Beckford 8.22w (2.3) & 8.11 (0.1), Marzouk 8.12 (0.5), Pate 8.10 (0.7), Badji 8.04 (-1.6)

Non-qualifiers: Marcin Starzak POL 7.92 (1.2), Issam Nima ALG 7.88 (0.4), Ruslan Gataulin RUS 7.83 (0.9), Gable Garenamotse BOT 7.77 (0.1), Greg Rutherford GBR 7.77 (1.1), Zhang Xiaoyi CHN 7.74 (1.0), Yahya Berrabah MAR 7.72 (1.4), Chris Noffke AUS 7.54 (0.6), Hatem Mohamed Mersal EGY 7.42 (0.0), Walter Davis USA NM (-0.5), Nelson Evora POR DNS

LONG JUMP

Multiple Medallists:

4	Iván Pedroso	CUB	95-1, 97-1, 99-1, 01-1
3	Carl Lewis	USA	83-1, 87-1, 91-2
	Mike Powell	USA	91-1, 93-1, 95-3
	Dwight Phillips	USA	03-1, 05-1, 07-3
2	Larry Myricks	USA	87-3, 91-3
	James Beckford	JAM	95-2, 03-2
	Yago Lamela	ESP	99-2, 03-3

Most Finals:

6	Beckford		95-2, 97-4, 01-7, 03-2, 05-9, 07-6
5	Pedroso		93-nm, 95-1, 97-1, 99-1, 01-1

Most Appearances:

7	Pedroso		93-nm/final, 95-1, 97-1, 99-1, 01-1, 03-nm/Q, 05-nm/Q
6	Beckford		95-2, 97-4, 01-7, 03-2, 05-9, 07-6
	Bogdan Tarus	ROU	95-23Q, 97-19Q, 99-26Q, 01-27Q, 03-10, 05-nm/Q

National Placings:

	1	2	3	4	5	6	7	8	Points
USA	6	4	5	2	-	-	2	3	123
CUB	4	-	-	-	-	1	-	-	35
JAM	-	2	-	1	-	1	1	-	24
ESP	-	1	1	1	-	-	1	-	20
UKR	-	-	1	1	-	2	-	1	18
AUS	-	-	-	1	1	2	-	-	15
ITA	-	1	-	1	-	-	1	-	14
GER	-	-	-	2	1	-	-	-	14
RUS	-	1	1	-	-	-	-	-	13
GHA	-	1	-	1	-	-	-	-	12
PAN	1	-	-	-	-	1	-	-	11
BUL	-	-	-	-	1	1	1	1	10
URS	-	1	-	-	-	-	-	1	8
ROU	-	-	-	-	2	-	-	-	8
RSA	-	-	-	-	1	-	1	1	7
FIN	-	-	1	-	-	-	-	-	6
POR	-	-	1	-	-	-	-	-	6
SLO	-	-	1	-	-	-	-	-	6
HUN	-	-	-	1	-	-	-	-	5
KSA	-	-	-	-	1	-	-	1	5
BLR	-	-	-	-	-	1	1	-	5
CHN	-	-	-	-	-	1	1	-	5
BRA	-	-	-	-	1	-	-	-	4
CAY	-	-	-	-	1	-	-	-	4
FRA	-	-	-	-	1	-	-	-	4

Long Jump, continued

	1	2	3	4	5	6	7	8	Points
YUG	-	-	-	-	1	-	-	-	4
SEN	-	-	-	-	-	-	2	-	4
GRE	-	-	-	-	-	1	-	-	3
BAH	-	-	-	-	-	-	-	1	1
MAR	-	-	-	-	-	-	-	1	1
NGR	-	-	-	-	-	-	-	1	1
Totals	11	11	11	11	11	11	11	11	396

Triple Jump

Helsinki 1983

Final (Aug 8)

1,	Zdzislaw Hoffmann	POL	17.42	(0.6)
2,	Willie Banks	USA	17.18	(0.4)
3,	Ajayi Agbebaku	NGR	17.18	(1.4)
4,	Mike Conley	USA	17.13	(1.6)
5,	Vlastimil Marinec	TCH	17.13	(1.1)
6,	Jan Cado	TCH	17.06	(1.4)
7,	Béla Bakosi	HUN	16.83	(0.2)
8,	Al Joyner	USA	16.76	(0.2)

9, Peter Bouschen FRG 16.70 (1.8); 10, Gennadiy Valyukevich URS 16.41w (3.0) & 16.33 (0.3); 11, Bedros Bedrosian ROU 16.18 (0.3); 12, Steve Hanna BAH 14.96 (-1.0)

Series

	1	2	3	4	5	6
Hoffmann	16.74	16.98	17.00	17.18	17.35	17.42
Banks	17.08	16.72	17.18	16.55	x	x
Agbebaku	17.01	16.78w	16.87	13.52	16.86	17.18
Conley	16.66	16.91w	17.13	16.86	17.05	17.07
Marinec	16.67	x	17.13	x	16.71	x
Cado	16.45	16.40	17.01	13.69	x	17.06
Bakosi	16.60	16.76	16.46	16.71	x	16.83
Joyner	16.76	15.98	16.58	16.20	16.40	16.48

Apart from the Finns, the red-vested Americans were the most popular athletes in Helsinki, and none pleased the crowd more than Willie Banks. The backstraight spectators were delighted when Banks asked them to clap rhythmically when he took to the runway. He rewarded them with the best jump of the first round – 17.08 – before returning to listen to music from “Dreamgirls” on his personal stereo. The crowd were also getting behind the other jumpers, who responded by producing a spate of 17m efforts. In round three Conley went ahead at 17.13, only to be overtaken immediately by Banks's 17.18. In round four, neither of the Americans improved, but Hoffmann, jumping last, matched Banks's leading distance and moved into second place on countback. At this point, the first eight comprised four pairs of jumpers each with identical distances.

Banks was unable to improve, but Hoffmann continued his progress in the fifth: 17.35 into a headwind. Banks responded with his longest leap, around 17.50, but it was a borderline foul. The Pole ended the contest with 17.42. He had improved with each one of his jumps.

Qualifying round (16.60 or top 12 to final) (Aug 7)

Group A qualifiers: Agbebaku 16.80 (-0.9); Hoffmann 16.72 (-0.3); Joyner 16.65 (-0.2); Valyukevich 16.64 (-0.4); Banks 16.58 (-0.4); Cado 16.50 (-1.4); Bedrosian 16.43 (-0.5); Bakosi 16.41 (-0.3)

Non-qualifiers: Zou Zhenxian CHN 16.17 (0.3); John Herbert GBR 16.12 (-1.7); Esa Viittasalo FIN 16.03 (-2.2); Wolfgang Knabe FRG 15.61 (-2.0); Oswald Philip MNT 13.96 (0.6); Adnan Abu Laoui JOR 13.53 (-1.0)

Group B qualifiers: Conley 16.90 (0.4); Hanna 16.76 (-1.5); Bouschen 16.71 (-0.8); Marinec 16.57 (0.2)

Non-qualifiers: Vasilij Grishchenkov URS 16.29 (-0.7); Khristo Markov BUL 16.25 (-0.3); Keith Connor GBR 16.18 (0.5); Claes Rahm SWE 16.07 (0.7); Dan Simion ROU 15.96 (-0.9); Mamadou Diallo SEN 15.67 (-0.2); José Quiñahiza ECU 15.18 (-0.2); Dimitros Mihas GRE NM; José Salazar VEN DNS

Rome 1987

Final (Aug 31)

1,	Khristo Markov	BUL	17.92	(1.6)
2,	Mike Conley	USA	17.67	(-1.0)
3,	Oleg Sakirkin	URS	17.43	(1.4)
4,	Aleksandr Kovalenko	URS	17.38	(-1.0)
5,	Jacek Pastusinski	POL	17.35	(1.7)

6,	Joseph Taiwo	NGR	17.29w	(3.9)
7,	Peter Bouschen	FRG	17.26w	(3.6)
8,	Oleg Protzenko	URS	17.23w	(3.9)

Legal bests:

Taiwo	17.09	(1.8)
Bouschen	17.08	(-0.4)
Protzenko	16.30	(0.3)

9, Norbert Elliott BAH 16.79 (1.9); 10, Ivan Slanar TCH 16.69 (0.9); 11, Dario Badinelli ITA 16.63 (0.5); 12, Zdzislaw Hoffmann POL 16.58 (1.9); Norifumi Yamashita JPN NM

Series	1	2	3	4	5	6
Markov	17.70w	17.73	x	17.92	x	x
Conley	17.34w	17.37	x	17.65	x	17.67
Sakirkin	17.03	17.36	17.31w	x	17.29	17.43
Kovalenko	17.38	x	x	x	16.81w	16.99
Pastusinski	17.27	17.20	17.13	17.28	17.35	17.26
Taiwo	17.29w	x	17.09	16.82	16.96	x
Bouschen	x	17.26w	x	17.08	16.73	16.72
Protzenko	x	x	17.23w	x	x	16.30

Once again the United States were thwarted by Eastern Europe. Surprisingly, world record holder Willie Banks and his compatriot Charlie Simpkins did not make the final. World Indoor Champion Conley did, and drew the favourable final spot in the jumping order. But before Conley could take his first jump, European Champion Markov went out to 17.70w. In round two, the Bulgarian improved to 17.72. Kovalenko was a distant second at 17.38, with Conley one centimetre behind. In the fifth round, the mop-haired Markov powered down the runway and hit the board 4cm from the plasticine before leaping out to a legal 17.92, the second longest jump ever. Conley and Sakirkin both overtook Kovalenko for the other medals. The three components of the winning jump were measured at 6.50, 5.30 and 6.12.

Qualifying round (16.85 or top 12 to final) (Aug 30)

Group A qualifiers: Sakirkin 17.35 (-0.1); Protzenko 17.08 (2.0); Conley 17.06 (1.5); Hoffmann 16.73 (1.1); Badinelli 16.64 (0.3); Slanar 16.57 (1.3); Yamashita 16.57 (0.5)

Non-qualifiers: Didier Falise BEL 16.51 (1.1); José Leitão POR 16.17 (1.2); Frank Rutherford BAH 15.99 (0.8); Francisco dos Santos BRA 15.85 (-0.7); Arne Holm SWE 15.76 (-0.5); José Gregorio Salazar VEN 15.76 (0.5); Ajayi Agbebaku NGR 15.66 (-0.8); Toussaint Rabenala MAD 15.53 (0.2); Paulo Noronha MOZ 14.62 (0.5)

Group B qualifiers: Markov 17.20 (1.1); Kovalenko 17.16 (0.2); Bouschen 17.01 (-0.2); Pastusinski 17.00 (-0.6); Elliott 16.65 (0.4); Taiwo 16.63 (0.4)

Non-qualifiers: Georgi Pomaschki BUL 16.49 (1.3); Francis Dodoo GHA 16.48 (0.5); Serge Hélan FRA 16.41 (0.5); Charles Simpkins USA 16.40 (0.7); Willie Banks USA 16.37 (0.7); Djordje Kozul YUG 16.37 (-0.5); Edrick Floreal CAN 16.33 (-0.1); Edward Cruden SUR 15.32 (-0.5); Marios Hadjiandreou CYP 14.78 (0.6); Mohamed Zaki Sadri MAS NM

Tokyo 1991**Final (Aug 26)**

1,	Kenny Harrison	USA	17.78	(-0.8)
2,	Leonid Voloshin	URS	17.75	(1.0)
3,	Mike Conley	USA	17.62	(0.4)
4,	Vasily Sokov	URS	17.28	(-0.4)
5,	Tord Henriksson	SWE	17.12	(0.5)
6,	Brian Wellman	BER	16.98	(-0.5)
7,	Yoelvis Quesada	CUB	16.94	(-0.4)
8,	Georges Sainte-Rose	FRA	16.92	(-0.3)

9, Ralf Jaros GER 16.76 (-2.1); 10, Oleg Denishchik URS 16.61 (-0.2); 11, Norifumi Yamashita JPN 16.26 (-0.4); 12, Andrzej Grabarczyk POL 16.23 (-0.2)

Series	1	2	3	4	5	6
Harrison	x	17.78	17.41	17.59	x	17.53
Voloshin	x	17.59	17.75	17.53	x	x
Conley	x	17.62	x	15.38	x	17.61
Sokov	17.22	17.28	x	16.92	16.07	x
Henriksson	17.12	x	x	x	16.14	x
Wellman	16.98	16.57	16.09	16.46	x	16.40
Quesada	16.75	16.78	16.94	15.40	16.40	x
Sainte-Rose	16.92	x	16.52	x	x	16.21

Kenny Harrison went one better than Willie Banks in 1983 by winning over the crowd and taking the gold medal. The enthusiastic crowd needed little encouragement and clapped every move of the jumpers.

Harrison, drawn seventh in the final, managed to attract a little extra support and opened his account in the final with a foul close to 18 metres. In the second round, he got it right with 17.78 into a headwind. Harrison further delighted the crowd by performing a back-flip when the distance was announced.

This proved to be good enough for victory, although Voloshin got close with 17.75 at the start of the third round. The Soviet jumper was lucky: not only did he enjoy a following wind of 1.0, he also came perilously close to marking the plasticine. The bronze medal went to Conley, drawn to jump last as in Rome.

Qualifying round (16.95 or top 12 to final) (Aug 25)

Group A qualifiers: Sokov 17.16 (0.5); Quesada 17.13 (1.4); Harrison 17.08 (1.6); Sainte-Rose 17.07 (1.1); Wellman 17.02 (-0.3); Denishchik 16.92 (-0.2); Grabarczyk 16.88 (0.9)

Non-qualifiers: John Herbert GBR 16.79 (0.4); Khristo Markov BUL 16.67 (0.4); Jan Cado TCH 16.58 (0.0); Lotfi Khaida ALG 16.54 (1.3); Zou Sixin CHN 16.35 (0.6); Marios Hadjiandreou CYP 16.04 (0.9); Santiago Moreno ESP 16.04w (2.3) & 15.93 (0.6); Paul Nioze SEY 15.72 (0.8); Lucian Sfiea ROU 15.27 (-0.4); François Reteno GAB 14.43 (-0.7); Eugene Koranteng GHA NM; Khalid Ahmed Mousa SUD DNS

Group B qualifiers: Voloshin 17.29 (0.2); Henriksson 17.07 (0.6); Conley 16.98 (0.8); Yamashita 16.88 (0.5); Jaros 16.88 (0.2)

Non-qualifiers: Eugeniusz Bedeniczuk POL 16.76 (2.0); Frank Rutherford BAH 16.74 (0.3); Chen Yanping CHN 16.70 (16.70); Edrick Floréal CAN 16.68 (0.9); Serge Hélan FRA 16.51 (-0.2); Pierre Camara FRA 16.49 (-0.8); Don Parish USA 16.45 (0.3); Galin Georgiev BUL 16.18 (0.5); Anisio Silva BRA 16.18 (1.2); Rogel Nachum ISR 15.90 (0.9); Toussaint Rabenala MAD 15.82 (-0.6); 17, Benjamin Koech KEN 15.74 (15.74); Jerome Romain DMA 15.49 (1.0); Lindford Castillo BIZ 13.93 (0.6)

Stuttgart 1993**Final (Aug 16)**

1,	Mike Conley	USA	17.86	(0.3)
2,	Leonid Voloshin	RUS	17.65	(0.0)
3,	Jonathan Edwards	GBR	17.44	(0.1)
4,	Ralf Jaros	GER	17.34	(0.1)
5,	Pierre Camara	FRA	17.28	(0.5)
6,	Denis Kapustin	RUS	17.19	(0.6)
7,	Anisio Silva	BRA	17.19	(0.2)
8,	Brian Wellman	BER	17.12	(0.0)

9, Serge Hélan FRA 17.09 (1.1); 10, Kenny Harrison USA 17.06 (0.5); 11, Jerome Romain DMA 16.98 (0.1); 12, Yoelvi Quesada CUB 16.77 (-0.1); 13, Oleg Denishchik BLR 16.61 (0.2)

Series	1	2	3	4	5	6
Conley	x	17.21	17.70	16.23	17.86	17.77
Voloshin	17.48	x	x	x	x	17.65
Edwards	x	17.24	x	17.31	17.44	x
Jaros	16.77	x	17.34	x	x	17.00
Camara	17.28	16.60	x	17.08	17.13	17.15
Kapustin	17.01	17.19	x	16.20	x	16.75
Silva	17.19	x	15.00	15.15	x	16.95
Wellman	17.00	17.12	x	17.01	x	16.90

Having filled positions 4-2-3 at the first three World Championships, Conley – now the Olympic Champion – finally became a World Champion. He did so not with his traditional last-round surge, his 17.70 in the third would have been good enough to win. A foul of close to 18m by Voloshin spurred the American to 17.86 in the fifth.

“The crowd helped a lot, I felt like I was at home.” said Conley. “Now all I have to do is pick out the colour of the car,” he added, referring to the Mercedes he was about to collect.

Qualifying round (17.10 or top 12 to final) (Aug 15)

Group A qualifiers: Jaros 17.18 (1.2); Silva 17.05 (0.2); Quesada 17.02 (0.6); Edwards 16.98 (0.7); Hélan 16.97 (0.6); Harrison 16.95 (0.3)

Non-qualifiers: Rogel Nachum ISR 16.86 (0.5); Vasily Sokov RUS 16.85 (-1.0); Reggie Jones USA 16.83 (1.3); Toussaint Rabenala MAD 16.81 (0.1); Francis Ageypong GBR 16.46 (-0.2); Parkev Grigoryan ARM 16.35 (-0.5); Volker Mai GER 16.33 (-0.3); Zsolt Czinger HUN 16.32 (0.4); Andrius Raizgys LTU 16.05 (-0.2); Marzouk Abdallah Al-Yoha KUW 16.04 (0.4); Igor Lapshin BLR 15.87 (-1.4); Park Min-Soo KOR 15.93 (-1.0); Frank Rutherford BAH 15.86 (-1.2); Lotfi Khaida ALG 15.77 (0.2); Tord Henriksson SWE 15.67 (-0.2); Sergey Arzamasov KAZ 15.40 (-0.2); Olive Fifita TGA NM

Group B qualifiers: Conley 17.39 (0.8); Voloshin 17.34 (0.0); Camara 17.19 (-0.1); Kapustin 17.09 (-2.2); Denishchik 16.88 (-1.5); Wellman 16.87 (0.4); Romain 16.87 (-0.6)

Non-qualifiers: Maris Bruzhiks LAT 16.85 (-0.2); Georges Sainte-Rose FRA 16.84 (0.1); Edrick Floréal CAN 16.84 (0.8); Vladimir Inozemtsev UKR 16.84 (0.3); Daniel Osorio CUB 16.78 (-0.5); Tosi Fasinro GBR 16.71 (0.4); Oleg Sakirkin KAZ 16.64 (1.0); Milan Mikulas TCH 16.59 (-0.6); Armen Martirosyan ARM 16.50 (-0.2); Vasif Asadov AZE 16.43 (0.2); Karsten Richter GER 16.13 (-0.2); Khristo Markov BUL 16.11 (0.2); Gyula Pálóczi HUN 15.89 (-0.8); Banaras Khan PAK 15.46 (0.0); Zou Sixin CHN NM

Gothenburg 1995

Final (Aug 7)

1,	Jonathan Edwards	GBR	18.29WR	(1.3)
2,	Brian Wellman	BER	17.62w	(2.7)
3,	Jerome Romain	DMA	17.59w	(2.1)
4,	Yoelbi Quesada	CUB	17.59w	(2.6)
5,	Yoel García	CUB	17.16	(1.2)
6,	James Beckford	JAM	17.13w	(2.5)
7,	Mike Conley	USA	16.96w	(3.6)
8,	Galin Georgiev	BUL	16.93	(-0.2)

Legal bests:

Wellman	17.31	(0.6)
Romain	17.36	(1.8)
Quesada	17.19	(1.3)
Beckford	None	
Conley	16.77	(0.5)

9, Tord Henriksson SWE 16.92 (0.1); 10, Maris Bruzhiks LAT 16.80 (1.4); 11, Rogel Nachum ISR 16.69 (1.7); 12, Sergey Arzamasov KAZ 16.68 (0.8)

Series	1	2	3	4	5	6
Edwards	18.16	18.29	-	-	17.49	-
Wellman	x	x	17.31	17.62w	x	x
Romain	17.36	17.59w	17.25	17.18	x	x
Quesada	17.19	x	x	x	x	17.59w
García	16.90	17.18	x	x	-	x
Beckford	x	17.13w	x	-	-	-
Conley	x	16.96w	16.77	-	x	x
Georgiev	16.93	x	x	16.79	x	x

Four times in 1995, Jonathan Edwards had exceeded 18m but on each occasion the wind was over the allowable limit for record purposes. He did manage to improve the world record to 17.98 at Salamanca on July 18. There was great anticipation to see if he could finally beat the 18m barrier, legally, in Gothenburg.

Normally one has to wait for confirmation from the scoreboard to see if a world record has been set in a field event. This was not the case after the first jump in the final by the 29 year-old Briton. His hop, skip and jump took him to a place in the sand further than the end of the yellow marker board, which itself was longer than 18m. The wind was legal and the distance 18.16, a world record by a handsome margin. There was room for improvement; Edwards had a few centimetres to spare on take-off and lost a few more in the sand. His second attempt was better, and clearly even further. It was 18.29 or a quarter of an inch further than 60 feet. No-one else had ever set consecutive world triple jump records in the same series; Edwards was the first man to set three world records in one season.

The contest for the silver and bronze was between Wellman, Romain and Quesada. The Dominican held second place with 17.59w until the cut, then was displaced by the Bermudan and his 17.62w in round 4. Quesada was possibly further in the fifth but fouled. The Cuban finished with 17.59w, but lost the bronze to Romain on their next best jumps, 17.36 to 17.19. Edwards's only other effort was 17.49 in the fifth.

"If I never come within half a metre again, I'll have no complaints," said Edwards. Biomechanical analysis of his record jumps showed that the 18.16 comprised thirds of 6.12, 5.19 and 6.85. The 18.29 was made up of a 6.05 hop, 5.22 step and 7.02 jump. It was the jump phase where Edwards was gaining most over his rivals.

The analysis showed that the Briton was significantly faster than other finalists in his last strides, achieved a near-ideal angle of take-off, and maintained superior velocity throughout the three phases of the triple jump.

Qualifying round (17.10 or top 12 to final) (Aug 5)

Group A qualifiers: Edwards 17.46 (1.4); Quesada 17.26 (1.2); Bruzhiks 16.95 (0.8); Nachum 16.71 (1.7)

Non-qualifiers: Armen Martirosyan ARM 16.60w (2.7); Ndabezinhle Mdhlongwa ZIM 16.53 (1.9); Georges Sainte-Rose FRA 16.52w (2.8); Audrius Raizgys LTU 16.40 (2.0); Andrew Murphy AUS 16.37 (-0.1); Denis Kapustin RUS 16.32 (-0.8); Karim Sassi TUN 16.26 (0.9); Arne Holm SWE 15.94 (0.1); Aleksey Fatyanov AZE 15.77 (0.4); Paul Nioze SEY 15.71 (1.8); Festus Igbinoghene NGR 15.68 (-1.6); Edward Manderson CAY 15.50 (1.2); Xavier Montane AND 15.04 (1.6); Leonard Cobb USA 14.90 (1.1); Oleg Sakirkin KAZ, Jacek Butkiewicz POL, Anisio Silva BRA & Salem Al-Ahmadi KSA NM

Group B qualifiers: Romain 17.48 (1.6); Wellman 17.44w (2.3); Arzamasov 17.27 (1.6); García 16.98 (-0.1); Henriksson 16.94 (0.5); Beckford 16.92 (1.3); Conley 16.80 (0.9); Georgiev 16.80 (0.8)

Non-qualifiers: Francis Agyepong GBR 16.58 (0.9); Jacob Katonon KEN 16.55 (1.5); LaMark Carter USA 16.51 (-1.2); Lars Hedman SWE 16.43 (1.2); Frank Rutherford BAH 16.38 (1.7); Serge Hélan FRA 15.91 (0.1); Julio López ESP 15.80 (-0.1); Daniel Flores HON 14.92w (2.1) & 14.76 (0.5); Kawan Lovelace BIZ, Vasif Asadov AZE, Zsolt Czingler HUN & Marios Hadjiandreou CYP NM; Zeng Lizhi CHN NM; Francis Dodoo GHA DNS

Athens 1997

Final (Aug 8)

1,	Yoelbi Quesada	CUB	17.85	(0.9)
2,	Jonathan Edwards	GBR	17.69	(0.3)
3,	Aliecer Urrutia	CUB	17.64	(0.0)
4,	Denis Kapustin	RUS	17.59	(-0.2)
5,	Brian Wellman	BER	17.22	(0.0)
6,	Jerome Romain	DMA	17.17	(-0.4)
7,	Hristos Meletoglou	GRE	17.12	(-0.2)
8,	Andrew Owusu	GHA	17.11	(0.4)

9, Kenny Harrison USA 17.05 (-1.6); 10, Serge Hélan FRA 16.97 (-0.6); 11, Charles Friedek GER 16.86 (0.0); 12, Armen Martirosyan ARM 16.70 (-0.2)

Series	1	2	3	4	5	6
Quesada	17.60	17.85	17.60	x	-	-
Edwards	17.33	x	16.80	17.66	17.57	17.69
Urrutia	17.23	17.64	17.25	15.67	-	x
Kapustin	x	x	17.29	17.19	17.59	x
Wellman	x	17.22	16.90	x	-	x
Romain	16.75	17.17	16.85	16.87	16.62	16.63
Meletoglou	16.75	x	17.12	x	16.48	16.85
Owusu	17.11	16.74	15.33	-	16.82	16.38

Seventh in 1991, twelfth in 1993 and fourth in 1995 (with the same distance as the third placed athlete), Quesada finally not only made it to the medal podium but scored a momentous victory over Edwards. The Cuban set the standard with a 17.60 opener and in the second round he delivered a national record of 17.85 which was to prove the longest jump in the world that year. Considering he was competing for the first time since bruising a heel several weeks earlier, Edwards' performance was commendable (overtaking world indoor record holder Urrutia to place second with 17.69), but he was unhappy. "That's the first time I've gone to a major championships and not felt I've done myself justice. Silver's better than nothing but not much." However, he fared much better than his Olympic conqueror of the previous year, Harrison, who failed to make the cut in ninth place.

Qualifying Round (17.00 or top 12 to final) (Aug 6)

Group A qualifiers: Quesada 17.47 (0.5); Edwards 17.28 (0.4); Harrison 17.11 (-1.0); Meletoglou 17.04 (-0.3); Romain 17.03 (0.6); Friedek 16.98 (-2.0); Wellman 16.84 (0.8)

Non-qualifiers: Yoel García CUB 16.79 (0.7); Nikolay Raev BUL 16.72 (0.4); Andrey Kurennoy RUS 16.59 (1.3); Zoran Djurdjevic YUG 16.49 (0.2); Ketill Hanstveit NOR 16.45 (0.8); Avi Tayari ISR 16.45 (1.9); Tibor Ordina HUN 16.38 (1.2); Sergey Arzamasov KAZ 16.37 (0.7); Georges Sainte-Rose FRA 16.32 (0.8); Volodymyr Kravchenko UKR 16.24 (0.7); Audrius Raizgys LTU 16.21 (0.6); Xavier Montané AND 14.58 (0.8); Aleksandr Tumanov TKM NM

Group B qualifiers: Urrutia CUB 17.11 (0.0); Owusu GHA 17.05 (0.3); Hélan FRA 17.01 (0.1); Martirosyan ARM 16.98 (0.7); Kapustin RUS 16.96 (0.0)

Non-qualifiers: Francis Agyepong GBR 16.83 (0.4); Raúl Chapado ESP 16.80 (1.5); Robert Howard USA 16.63 (0.6); Rostislav Dimitrov BUL 16.62 (0.3); Ndabezinhle Mdhlongwa ZIM 16.56 (0.2); Vasily Sokov RUS 16.42 (0.2); Maris Bruzhiks LAT 16.35 (-0.5); Oluyemi Sule NGR 16.16 (0.9); Yevgeniy Petin UZB 16.13 (0.0); Yuriy Osipenko UKR 16.13 (0.8); Zsolt Czingler HUN 16.04 (-0.8); Paul Nioze SEY 15.79 (0.7); Paolo Camossi ITA NM; Majed Jabbar IRQ NM; Lao Jianfeng CHN DNS

Seville 1999

Final (Aug 25)

1,	Charles Friedek	GER	17.59	(1.9)
2,	Rostislav Dimitrov	BUL	17.49	(1.4)
3,	Jonathan Edwards	GBR	17.48	(0.4)
4,	Andrew Murphy	AUS	17.32	(1.7)
5,	Paolo Camossi	ITA	17.29	(1.5)
6,	LaMark Carter	USA	17.10	(0.2)
7,	Jérôme Romain	FRA	17.10	(-0.2)
8,	Jirí Kuntos	CZE	17.00	(1.8)
9,	Denis Kapustin	RUS	16.89	(1.7);
10,	Yoelbi Quesada	CUB	16.88	(0.4);
11,	Larry Achike	GBR	16.59	(1.4);
12,	Vasilii Sokov	RUS	16.53	(0.8)

Series	1	2	3	4	5	6
Friedek	17.19	x	x	17.59	x	-
Dimitrov	17.49	17.28	x	x	17.04	16.79
Edwards	x	17.48	15.06	16.84	16.52	16.94
Murphy	16.22	16.99	17.17	x	x	17.32
Camossi	16.80	x	17.29	x	17.18	15.63
Carter	16.61	16.65	17.01	16.52	16.98	17.10
Romain	16.30	16.59	17.10	16.79	16.59	14.51
Kuntos	16.43	x	17.00	x	16.89	x

Most athletes would be happy to come away from the World Championships with any medal but for Edwards his bronze was "a complete disaster." As he remarked, "I couldn't envisage not winning."

After he had led the qualifiers with 17.30, taking off from behind the entire board, it was no surprise when Dimitrov opened with a personal best of 17.49 in the final. Edwards fell just a centimetre short of that in round 2 but both were overtaken in the fourth round when Friedek followed a 17.19 opener, and two big but invalid efforts, with a personal best equalling 17.59. It was the German's third big triumph within a year, having won at the World Cup and World Indoors.

Qualifying round (17.00 or top 12 to final) (Aug 23)

Group A qualifiers: Quesada 16.88 (-0.1); Camossi 16.79 (0.1); Kapustin 16.73 (0.0); Kuntos 16.70 (-0.6)

Non-qualifiers: Julian Golley GBR 16.68 (-0.2); Ionut Punga ROU 16.67 (0.2); Desmond Hunt USA 16.66 (0.1); Ketill Hanstveit NOR 16.59 (-0.2); Michael Calvo CUB 16.54 (-0.5); Brian Wellman BER 16.45 (0.1); Sergey Arzamasov KAZ 16.32 (-0.3); Von Ware USA 16.30 (0.2); Kenny Boudine FRA 16.19 (-0.3); Raúl Chapado ESP 15.98 (0.0); Sergey Bochkov AZE 15.91 (0.1); Audrius Raizygs LTU 15.76 (0.6); Remmy Limo KEN 15.68 (-0.6); Vitaliy Kolpakov UKR 15.64 (-0.4); Johan Meriluoto FIN 15.59 (0.2); Zsolt Czingler HUN NM

Group B qualifiers: Dimitrov 17.30 (1.3); Edwards 17.28 (-0.3); Friedek 17.16 (1.0); Romain 17.10 (0.0); Carter 17.01 (0.1); Murphy 17.00 (-0.3); Achike 16.96 (0.9); Sokov 16.85 (0.7)

Non-qualifiers: Rogel Nachum ISR 16.68 (-0.4); Armen Martirosyan ARM 16.67 (0.1); Andrew Owusu GHA 16.63 (-0.6); Oleg Sakirkin KAZ 16.58 (0.6); Yoel García CUB 16.56 (-0.1); Zoran Djurdjevic YUG 16.52 (0.4); Vyacheslav Taranov RUS 16.45 (0.0); Mohamed Hamimid FRA 16.37 (0.1); Hristos Melétoglou GRE 16.37 (-0.7); Salem Al-Ahmadi KSA 16.24 (0.1); Gable Garenamotse BOT 15.53 (0.7)

Edmonton 2001

Final (Aug 6)

1,	Jonathan Edwards	GBR	17.92	(0.7)
2,	Christian Olsson	SWE	17.47	(1.2)
3,	Igor Spasovkhodskiy	RUS	17.44	(0.9)
4,	Yoel García	CUB	17.40	(1.2)
5,	Walter Davis	USA	17.20	(0.3)
6,	Brian Wellman	BER	16.81	(-1.3)
7,	Larry Achike	GBR	16.79	(0.8)
8,	Rostislav Dimitrov	BUL	16.72w	(2.4)

Legal best:

Dimitrov 16.70 (0.0)

9, Phillips Idowu GBR 16.60 (0.3); 10, Johan Meriluoto FIN 16.54 (1.1); 11, Paolo Camossi ITA 16.18 (-1.7); 12, Kónstantinos Zalagítis GRE 16.13 (1.6)

Series	1	2	3	4	5	6
Edwards	16.84	x	17.92	x	-	x
Olsson	13.99	17.28	17.47	-	16.96	-
Spasovkhodskiy	16.79w	16.69	16.37	16.89	17.44	16.88
García	17.06	17.40	17.06	17.23	17.22	17.34
Davis	17.20	17.18	17.05	14.43	16.60	16.92
Wellman	15.69	16.81	16.39	x	-	-
Achike	16.75	16.67	16.79	16.77	15.48	16.74
Dimitrov	16.24	16.50	16.70	16.72w	x	16.47

World record holder Edwards flirted with disaster in the qualifying round, needing three attempts to produce a decent jump. He clicked in the final to regain his world title after six years. In round 2, the Briton leapt around 17.90, but his jump was a foul by a margin of 60mm. By the end of that round, Edwards was fourth at 16.84 behind Olsson (17.47), García (17.40), and Davis (17.20).

With his third try, Edwards went even further than his foul and this time he had 7.8cm to spare on the board. His jump of 17.92 (17.99 from take-off) was the world's furthest since 1998 and comprised elements of 5.97, 5.43 and 6.52. In the fifth round, Spasovkhodskiy (17.44) overtook García for the bronze.

Qualifying round (17.10 or top 12 to final) (Aug 4)

Group A qualifiers: Davis 17.22 (0.7); Olsson 17.11 (-1.8); García 17.02 (-1.9); Camossi 16.89 (-0.2); Meriluoto 16.76 (-0.1); Idowu 16.74 (0.2); Zalagítis 16.64 (0.9)

Non-qualifiers: Aleksandr Glavatskiy BLR 16.56 (0.1); Andrew Murphy AUS 16.46 (0.5); Vasilii Sokov UZB 16.26 (0.5); Sergey Bochkov AZE 16.19 (-1.1); Avi Tayari ISR 16.06 (0.2); Ionut Punga ROU NM; Arnis Filet FRA DNS

Group B qualifiers: Edwards 17.46 (-0.2); Achike 17.15 (0.7); Spasovkhodskiy 16.91 (-0.5); Dimitrov 16.90 (0.9); Wellman 16.78 (-)

Non-qualifiers: Marian Oprea ROU 16.62 (1.2); LaMark Carter USA 16.60 (0.3); Karl Taillepiere FRA 16.58 (-0.4); Takanori Sugibayashi JPN 16.41 (-0.1); Hristos Melétoglou GRE 16.26 (-0.1); Sergey Arzamasov KAZ 15.87 (-1.7); Thomas Moede GER 15.83 (-0.1); Shawn Peters CAN 15.58 (0.3); Robert Howard USA 15.57 (-0.6); Jadel Gregório BRA DNS

Paris 2003

Final (Aug 25)

1,	Christian Olsson	SWE	17.72	(-0.3)
2,	Yoandri Betanzos	CUB	17.28	(0.2)
3,	Leevan Sands	BAH	17.26	(-0.4)
4,	David Giralt	CUB	17.23	(0.1)
5,	Jadel Gregório	BRA	17.11	(0.2)
6,	Kenta Bell	USA	17.08	(0.0)
7,	Hristos Melétoglou	GRE	16.92	(1.2)
8,	Andrew Owusu	GHA	16.86	(0.0)
9,	Yoelbi Quesada	CUB	16.84	(-0.1);
10,	Ivaylo Rusenov	BUL	16.66	(0.1);
11,	Aleksandr Glavatskiy	BLR	16.40	(-0.3);
12,	Jonathan Edwards	GBR	16.31	(0.3)

Series	1	2	3	4	5	6
Olsson	17.72	17.52	17.50	17.52	17.34	15.33
Betanzos	17.28	16.94	x	17.23	x	x
Sands	16.74	17.15	17.26	16.95	17.02	17.21
Giralt	17.06	x	x	16.82	16.50	17.23
Gregório	16.51	16.73	17.11	14.89	16.69	16.398
Bell	16.85	17.08	16.89	x	16.69	16.90
Melétoglou	16.92	16.54	16.35	16.86	16.87	16.77
Owusu	16.34	16.86	16.60	x	-	-

Since Edmonton, Olsson had supplanted Edwards as the world's best. After qualifying with 16.94, the defending champion announced that the final would be his last ever competition.

Edwards opened with just 14.06, having aborted his third phase. Two jumpers later, Olsson soared out to a Swedish outdoor record of 17.72 (components of 6.08, 5.28 and 6.36). Betanzos started with 17.28. These two efforts would secure gold and silver. Olsson's next four tries (17.52, 17.50, 17.52 & 17.34) were all better than anyone else. Meanwhile, Sands moved into third place and just managed to stay ahead of junior star Giralt, who could not reproduce his qualifying leap of 17.31. Edwards (16.31 in round 2) passed his final try and so ended his career in 12th place.

Qualifying round (16.95 or top 12 to final) (Aug 23)

Group A qualifiers: Giralt 17.31 (-0.2); Edwards 16.94 (-0.1); Owusu 16.88 (0.5); Gregório 16.82 (0.9); Sands 16.78 (0.3); Rusenov 16.71 (0.4); Glavatskiy 16.71 (0.7)

Non-qualifiers: Walter Davis USA 16.60 (0.3); Marian Oprea ROU 16.55 (0.4); Igor Spasovkhodskiy RUS 16.45 (-0.3); Allen Simms USA 16.42 (1.1); Olivier Sanou BUR 16.23 (0.7)

Group B qualifiers: Olsson 17.56 (-0.2); Betanzos 17.03 (0.4); Quesada 16.97 (1.2); Bell 16.95 (1.1); Melétoglou 16.80 (0.7)

Non-qualifiers: Fabrizio Donato ITA 16.63 (1.1); Julien Kapek FRA 16.62 (0.9); Dmitriy Valyukevich BLR 16.59 (0.9); Takanori Sugibayashi JPN 16.53 (1.1); Vitaliy Moskalenko RUS 16.52 (0.3); Salem Moulded Al-Ahmadi KSA 14.66 (0.2) & Sergey Bochkov AZE

Helsinki 2005

Final (Aug 11)

1,	Walter Davis	USA	17.57	(0.3)
2,	Yoandri Betanzos	CUB	17.42	(0.4)
3,	Marian Oprea	ROU	17.40	(2.0)
4,	Leevan Sands	BAH	17.39w	(2.3)
5,	Karl Taillepierre	FRA	17.27	(2.0)
6,	Jadel Gregório	BRA	17.20	(0.0)
7,	Kenta Bell	USA	17.11	(2.0)
8,	David Giralt	CUB	17.09	(0.7)

Legal best:

Sands 17.30 (0.0)

9, Viktor Yastrebov UKR 16.90w (2.3) & 16.82 (1.8); 10, Dmitrij Valukevic SVK 16.79w (2.8); 11, Momchil Karailiev BUL 16.70w (2.2) & 16.69 (1.0); 12, Anders Møller DEN 16.16w (2.7) & 15.55 (1.9)

Series	1	2	3	4	5	6
Davis	17.22w	16.84w	17.57	17.03	-	x
Betanzos	15.67w	17.03	17.01	17.42	15.09	17.42
Oprea	17.15	16.81	17.22	x	x	17.40
Sands	17.11	17.39w	17.18	x	17.30	x
Taillepierre	17.01	17.27	17.15	17.06w	16.75w	17.19
Gregório	17.11w	x	16.91	17.20	x	16.18
Bell	16.58	16.95w	17.11	x	16.81	x
Giralt	17.09	x	15.82	16.48	x	x

With reigning champion Olsson out for the season, Oprea and Gregório were tipped as possible winners. Betanzos led the qualifiers at 17.40w, with Britain's Nathan Douglas (17.64 a month earlier) the most notable non-qualifier. Oprea led the final early on with 17.15, with Davis (17.22w) eclipsing him by the end of round one. The lead was taken in consecutive jumps in the next round by the surprising Taillepierre (17.27) and then Sands (17.39w). Oprea moved ahead of Davis in the next round with 17.22, but the American, who had been behind the board on his 17.22w, then responded with 17.57. Betanzos moved past Sands with 17.42, a jump he repeated in the final round, to hold off Oprea's final effort of 17.40 for the silver medal. Davis's 17.57 (6.25 hop, 5.30 step and 6.02 jump) was the shortest winning effort since the first World Championships, and marked the second global win in the Helsinki stadium by a Walter Davis, the 1952 Olympic Champion at high jump.

Qualifying round (17.00 or top 12 to final) (Aug 10)

Group A qualifiers: Betanzos 17.40w (4.2); Sands 17.21 (1.6); Davis 17.08 (0.6); Oprea 16.81 (1.7); Møller 16.69 (1.3); Valukevic 16.68w (2.7) & 15.70 (1.1); Taillepierre 16.67 (1.9); Yastrebov 16.66 (0.2)

Non-qualifiers: Nelson Évora POR 16.60 (1.8); Viktor Gushchinskiy RUS 16.39 (1.3); Danila Burkenya RUS 16.35 (0.8); Kazuyoshi Ishikawa JPN 16.33w (2.3) & 16.09 (1.1); Johan Meriluoto FIN 16.01 (0.8); Konstadinos Zalaggitis GRE 15.72 (-1.4); Michael Velter BEL NM

Group B qualifiers: Gregório 17.20 (1.8); Karailiev 16.73 (1.1); Bell 16.72 (1.1); Giralt 16.71 (0.3)

Non-qualifiers: Allen Simms PUR 16.63 (0.5); Nathan Douglas GBR 16.53w (2.8); Igor Spasovkhodskiy RUS 16.45 (1.8); Tareq Bougtaib MAR 16.38 (1.4); Mykola Savolaynen UKR 16.35 (1.9); Hristos Melétoglou GRE 16.35 (-0.6); Paolo Camossi ITA 16.23 (1.0); Randy Lewis GRN 16.11 (0.2); Charles Michael Friedek GER 15.75 (-2.4)

Osaka 2007

Final (Aug 27)

1,	Nelson Évora	POR	17.74	(1.4)
2,	Jadel Gregório	BRA	17.59	(0.3)
3,	Walter Davis	USA	17.33	(1.0)
4,	Osniel Tosca	CUB	17.32	(1.1)
5,	Aarik Wilson	USA	17.31	(0.6)
6,	Phillips Idowu	GBR	17.09	(-0.9)
7,	David Giralt	CUB	16.91	(0.7)
8,	Alexander Martínez	SUI	16.85	(1.3)

9, Kim Deok-Hyung KOR 16.71 (1.1); 10, Aleksandr Petrenko RUS 16.66 (0.8); 11, Zhong Minwei CHN 16.66 (1.5); 12, Dimitrios Tsiámis GRE 16.59 (-1.1)

Series	1	2	3	4	5	6
Évora	17.41	x	17.74	-	x	17.39
Gregório	16.68	17.00	x	15.09	17.59	17.28
Davis	17.33	x	x	x	17.22	x

	1	2	3	4	5	6
Tosca	16.71	x	17.32	x	17.20	17.27
Idowu	16.63	17.07	16.66	16.88	16.85	17.09
Wilson	16.89	17.21	x	15.35	17.07	17.31
Giralt	16.91	16.49	x	x	-	-
Martínez	16.77	16.30	16.85	16.24	15.86	13.95

Évora made a clear statement of intent in the opening round, reaching out to 17.41, and only reigning champion Davis could get close with 17.33. His countryman Wilson reached 17.21 in an otherwise quiet second round. Tosca opened round three with 17.32, to be followed immediately by Évora's national record of 17.74 comprising an exceptional 6.37 hop followed by a 5.36 step and 6.01 jump. That put a damper on the competition until Gregório moved up from sixth place with his excellent 17.59 in the penultimate round.

Wilson and Évora were the only jumpers to get past 17.30 in the final round. Évora became the first Portuguese male athlete to win an outdoor World Championship gold.

Qualifying round (17.10 or top 12 to final) (Aug 25)

Group A qualifiers: Évora 17.22 (-0.2); Gregório 17.10 (-0.3); Davis 17.10 (-0.1); Petrenko 17.05 (-0.1); Tosca 16.74 (-0.4); Martínez 16.71 (-0.1); Zhong 16.69 (-0.2)

Non-qualifiers: Dmitrij Valukevic SVK 16.65 (-0.4); Li Yanxi CHN 16.57 (-0.1); Viktor Yastrebov UKR 16.57 (0.0); Julien Kapek FRA 16.55 (0.4); Anders Møller DEN 16.39 (0.2); Renjith Maheswary IND 16.38 (0.6); Konstadinos Zalaggitis GRE 16.26 (-0.1); Kenta Bell USA 16.22 (-0.1); Takanori Sugibayashi JPN 16.21 (0.7); Ndiss Kaba Badji SEN DNS

Group B qualifiers: Idowu 17.07 (-0.1); Wilson 17.06 (0.1); Giralt 17.05 (-0.1); Kim 16.78 (-0.3); Tsiámis 16.74 (0.0)

Non-qualifiers: Gu Junjie CHN 16.58 (-0.3); Mykola Savolaynen UKR 16.58 (-0.3); Lawrence Willis USA 16.55 (-0.4); Yoandri Betanzos CUB 16.54 (0.0); Leevan Sands BAH 16.53 (-0.2); Anton Andersson SWE 16.48 (-0.1); Danil Burkenya RUS 16.47 (-0.2); Tarik Bougtaib MAR 16.45 (0.2); Jefferson Sabino BRA 16.34 (-0.1); Hugo Mamba-Schlick CMR 16.24 (-0.1); Fabrizio Donato ITA 16.20 (0.3); Leonardo dos Santos BRA 15.74 (-0.1)

TRIPLE JUMP

Multiple Medallists:

5	Jonathan Edwards	GBR	93-3, 95-1, 97-2, 99-3, 01-1
3	Mike Conley	USA	87-2, 91-3, 93-1
2	Leonid Voloshin	URS/RUS	91-2, 93-2
	Christian Olsson	SWE	01-2, 03-1
	Yoandri Betanzos	CUB	03-2, 05-2
	Walter Davis	USA	05-1, 07-3

Most Finals:

6	Quesada	CUB	91-7, 93-12, 95-4, 97-1, 99-10, 03-9
	Edwards	GBR	93-3, 95-1, 97-2, 99-3, 01-1, 03-12
5	Conley	USA	83-4, 87-2, 91-3, 93-1, 95-7
	Brian Wellman	BER	91-6, 93-8, 95-2, 97-5, 01-6

Most Appearances:

6	Quesada		91-6, 93-8, 95-2, 97-5, 99-25Q, 01-6
	Edwards		93-3, 95-1, 97-2, 99-3, 01-1, 03-12
5	Conley		
	Serge Hélan	FRA	87-17Q, 91-21Q, 93-9, 95-26Q, 97-10
	Jerome Romain	DMA/FRA	91-33Q, 93-11, 95-3, 97-6, 99-7
	Vasily Sokov	URS/RUS/UZB	91-4, 93-15Q, 97-24Q, 99-12, 01-20Q
	Sergey Arzamasov	KAZ	93-43Q, 95-12, 97-26Q, 99-28Q, 01-23Q
	Hristos Melétoglou	GRE	97-7, 99-27Q, 01-19Q, 03-7, 05-21Q

National Placings:

	1	2	3	4	5	6	7	8	Points
USA	3	2	2	1	2	2	2	1	74
CUB	1	2	1	4	1	-	2	1	57
GBR	2	1	2	-	-	1	1	-	40
URS	-	1	1	2	-	-	-	1	24
RUS	-	1	1	1	-	1	-	-	21
SWE	1	1	-	-	1	-	-	-	19
BER	-	1	-	-	1	2	-	1	18
BUL	1	1	-	-	-	-	-	2	17
BRA	-	1	-	-	1	1	1	-	16
GER	1	-	-	1	-	-	1	-	15
POL	1	-	-	-	1	-	-	-	12

Triple Jump, continued									
	1	2	3	4	5	6	7	8	Points
BAH	-	-	1	1	-	-	-	-	11
FRA	-	-	-	-	2	-	1	1	11
DMA	-	-	1	-	-	1	-	-	9
NGR	-	-	1	-	-	1	-	-	9
POR	1	-	-	-	-	-	-	-	8
TCH	-	-	-	-	1	1	-	-	7
ROU	-	-	1	-	-	-	-	-	6
AUS	-	-	-	1	-	-	-	-	5
ITA	-	-	-	-	1	-	-	-	4
GRE	-	-	-	-	-	-	2	-	4
JAM	-	-	-	-	-	1	-	-	3
HUN	-	-	-	-	-	-	1	-	2
GHA	-	-	-	-	-	-	-	2	2
CZE	-	-	-	-	-	-	-	1	1
SUI	-	-	-	-	-	-	-	1	1
Totals	11	11	11	11	11	11	11	11	396

5,	Ulf Timmermann	GDR	21.35
6,	Udo Beyer	GDR	21.13
7,	Klaus Bodenmüller	AUT	20.41
8,	Sergey Gavryushin	URS	20.15
9, Vyacheslav Lykho URS 19.98; 10, Gert Weil CHI 19.71; 11, Karsten Stolz FRG 19.22; 12, Helmut Krieger POL 19.15			

Series	1	2	3	4	5	6
Günthör	21.63	21.19	20.88	22.12	20.67	22.23
Andrei	21.12	x	21.17	x	21.88	21.76
Brenner	x	21.75	21.14	x	19.91	21.18
Machura	21.15	x	21.39	x	x	21.25
Timmermann	20.80	21.22	21.28	21.35	x	21.05
Beyer	21.13	x	x	21.02	x	20.39
Bodenmüller	19.30	20.41	x	18.74	x	19.52
Gavryushin	19.99	19.83	x	x	20.15	x

Alessandro Andrei, who had just raised the world record to 22.91, was under great pressure to win gold for Italy on what was the opening day of the championships. The Italian policeman set a championship record in the qualifying round, but this was broken in the first round of the final when European Champion Günthör put 21.63. Andrei, throwing next, managed 21.12 to hold fourth place. Brenner took over in round 2 with the longest put ever in an Olympic or World Championship, 21.75. In the third, Andrei improved to 21.17, but had slipped to fifth.

Günthör regained the lead with a massive 22.12 in round 4. Andrei then also reached 22m, but his put was a clear foul. The Italian recovered to take second place with 21.88 in the fifth. As Günthör prepared for his final throw he was loudly whistled by the crowd, keen to show their support for Andrei. The giant Swiss responded with another improvement – 22.23. Remigius Machura found 21.39 – same as the winning distance in Helsinki – insufficient for a medal.

Günthör's medal was later stolen from his Rome hotel room, but he was issued with a replacement by the IAAF.

Qualifying round (20.40 or top 12 to final) (Aug 29)

Group A qualifiers: Andrei 21.57; Timmermann 21.11; Lykho 20.99; Günthör 20.66; Krieger 19.73; Stolz 19.69

Non-qualifiers: Gregg Tafralis USA 19.62; Georgi Todorov BUL 19.43; Ron Backes USA 19.34; Dimitris Koutsoukis GRE 19.05; Jan Sagedal NOR DNS

Group B qualifiers: Beyer 20.95; Brenner 20.28; Machura 20.27; Bodenmüller 19.96; Gavryushin 19.96; Weil 19.76

Non-qualifiers: Udo Gelhausen FRG 19.10; Janne Ronkainen FIN 18.36; Lars Sundin SWE 17.25; Arne Pedersen NOR DNS

Shot Put Helsinki 1983

Final (Aug 7)

1,	Edward Sarul	POL	21.39
2,	Ulf Timmermann	GDR	21.16
3,	Remigius Machura	TCH	20.98
4,	Dave Laut	USA	20.60
5,	Janis Bojars	URS	20.32
6,	Udo Beyer	GDR	20.09
7,	Alessandro Andrei	ITA	20.07
8,	Aulis Akonniemi	FIN	19.85
9, Vladimir Milic YUG 19.71; 10, Mike Lehmann USA 19.69; 11, Josef Kubes TCH 19.67; 12, Ivan Ivancic YUG 19.52			

Series	1	2	3	4	5	6
Sarul	21.04	20.74	x	x	20.34	21.39
Timmermann	19.61	20.06	20.45	20.87	21.16	x
Machura	20.26	x	x	20.74	x	20.98
Laut	20.60	20.32	x	x	x	x
Bojars	19.55	19.77	20.06	20.32	19.98	x
Beyer	20.08	20.09	x	20.07	x	x
Andrei	19.80	18.65	20.07	19.61	x	19.30
Akonniemi	19.85	18.83	x	x	x	x

The biggest upset of the first day of the first World Championships came in the men's shot. Udo Beyer – who raised the world record to 22.22 in June – finished only sixth, and the other big favourite, Laut, also ended up without a medal. The title went to the man who ranked third on the 1983 world lists, but this still came as a surprise.

The 24 year-old Sarul started positively with 21.04. This held the lead until Timmermann – the GDR number 2 – put 21.16 at the end of the fifth round. In the sixth, Beyer did not complete his attempt and showed he had been nursing an injury to his right hamstring. Sarul and Timmermann were the final two throwers in the contest. The Pole dramatically regained the lead with 21.39 on his last throw. The GDR athlete followed with a no-throw clearly below that of the leader.

Qualifying round (20.00 or top 12 to final) (Aug 7)

Group A qualifiers: Laut 21.08; Machura 20.67; Timmermann 20.10; Bojars 20.04; Milic 19.66; Akonniemi 19.65; Andrei 19.57

Non-qualifiers: Bishop Dolegiewicz CAN 18.68; Ahmed Kamel Shatta EGY 16.73; Adnan Hore SYR NM

Group B qualifiers: Sarul 20.82; Beyer 20.29; Lehmann 19.88; Ivancic 19.74; Kubes 19.73

Non-qualifiers: Kevin Akins USA 19.48; Erwin Weitzl AUT 19.23; Werner Günthör SUI 19.18; Bruno Pauletto CAN 18.32; Sergey Smirnov URS 18.03

Rome 1987

Final (Aug 29)

1,	Werner Günthör	SUI	22.23
2,	Alessandro Andrei	ITA	21.88
3,	John Brenner	USA	21.75
4,	Remigius Machura	TCH	21.39

Tokyo 1991

Final (Aug 31)

1,	Werner Günthör	SUI	21.67
2,	Lars Arvid Nilsen	NOR	20.75
3,	Aleksandr Klymenko	URS	20.34
4,	Sven Buder	GER	20.10
5,	Sergey Nikolayev	URS	19.98
6,	Kent Larsson	SWE	19.92
7,	Dragan Peric	YUG	19.83
8,	Ron Backes	USA	19.34
9, Gert Weil CHI 19.30; 10, Paul Edwards GBR 18.91; 11, Alessandro Andrei ITA 18.73; Georg Andersen NOR DQ (20.81)			

Series	1	2	3	4	5	6
Günthör	21.61	x	20.56	21.01	21.47	21.67
Andersen	20.61	x	20.81	20.75	20.74	x
Nilsen	20.34	20.19	20.04	20.64	20.75	20.45
Klymenko	20.00	20.24	20.34	20.03	20.14	x
Buder	19.76	20.00	19.76	19.88	20.10	19.80
Nikolayev	19.58	x	19.98	x	x	19.93
Larsson	19.84	19.92	19.64	19.48	19.84	x
Peric	19.69	19.83	x	x	x	19.57

Since his Rome triumph, Günthör had to undergo surgery to his lower back which threatened to end his career. He did not put the shot at all in 1990, and actually competed in bobsleigh for Switzerland. He resumed athletics training in October 1990 and made a triumphant return in 1991, remaining unbeaten for the entire year.

In Tokyo, he duplicated his feat of 1987 by saving his furthest throw for last, though his opener of 21.61 was easily better than any-

one else. The silver and bronze went to Norway ... initially. After the championships it was revealed that Andersen had failed a doping control test in July. He was stripped of the silver and the medals were redistributed.

Qualifying round (19.60 or top 12 to final) (Aug 30)

Group A qualifiers: Günthör 20.97; Nikolayev 20.16; Nilsen 19.79; Weil 19.51; Buder 19.44; Edwards 19.28; Peric 19.21

Non-qualifiers: Gheorghe Gusset ROU 18.55; Luc Viudes FRA 18.43; C J Hunter USA 17.97; Sören Tallhem SWE NM

Group B qualifiers: Klymenko 19.79; Larsson 19.20; Backes 19.05; Andrei 19.00; Andersen DQ (20.41) qualified for final but disqualified in retrospect

Non-qualifiers: Jan Sagedal NOR 18.90; Petur Gudmundsson ISL 18.51; Karel Sula TCH 18.30; Kalman Konya GER 18.26; Khaled Sulim Al Khalidi KSA 16.38; Lim Chee Wee BRU 13.49; Dimitris Koutsoukis GRE NM

Stuttgart 1993

Final (Aug 21)

1,	Werner Günthör	SUI	21.97
2,	Randy Barnes	USA	21.80
3,	Aleksandr Bagach	UKR	20.40
4,	Yevgeniy Palchikov	RUS	20.05
5,	Dragan Peric	IWP	19.95
6,	Gert Weil	CHI	19.95
7,	Sven Buder	GER	19.74
8,	Jonny Reinhardt	GER	19.53
9,	Kevin Toth USA 19.52; 10, Kent Larsson SWE 19.12; 11, Manuel Martinez ESP 19.03; Mike Stulce USA DQ (r40.1) (20.94)		

Series	1	2	3	4	5	6
Günthör	21.97	21.55	21.59	20.94	20.67	20.51
Barnes	21.02	21.15	21.80	x	x	21.80
Bagash	19.99	20.10	20.40	x	x	x
Palchikov	20.05	19.43	x	x	19.52	x
Peric	19.95	x	x	x	19.82	x
Weil	19.95	x	19.63	x	x	x
Buder	19.61	19.74	19.55	x	19.66	19.69
Reinhardt	19.17	19.30	19.53			
[Stulce	20.94	20.59	x	x	x	20.58]

Günthör came back from a disappointing fourth place at the Olympic Games to claim a third world title. He did so emphatically, producing a world-leading 21.97 with his first attempt. The Swiss giant was pushed by the world record holder Barnes, who was returning from a two-year doping suspension. He had two marks of 21.80.

For the second consecutive World Championships, a medallist failed a doping control test. This time it was Olympic Champion Mike Stulce, who had been in third place from his opening round put of 20.94. The winner announced that he retire at the end of the year.

Qualifying round (20.00 or top 12 to final) (Aug 20)

Group A qualifiers: Barnes 20.21; Palchikov 19.91; Buder 19.88; Toth 19.63; Larsson 19.56; Weil 19.52

Non-qualifiers: Aleksandr Klymenko UKR 19.37; Markus Koistinen FIN 19.29; Courtney Ireland NZL 19.08; Gheorghe Gusset ROU 18.95; Sergey Rubtsov KAZ 18.84; Jenő Kóczyán HUN 18.45; Chima Ugwu NGR 18.19; Klaus Bodenmüller AUT 18.07; Paul Quirke IRL 17.05; Jaime Comandari ESA 14.97

Group B qualifiers: Günthör 20.56; Bagach 19.89; Peric 19.77; Reinhardt 19.76; Martínez 19.53; Stulce DQ (r40.1) (20.53) qualified for final but disqualified in retrospect

Non-qualifiers: Antero Paljakka FIN 19.31; Aleksandr Klimov BLR 19.07; Paul Edwards GBR 19.00; Paolo Dal Soglio ITA 18.68; Andrey Nemchaninov UKR 18.28; Sergey Kot UZB 18.22; Mika Halvari FIN 18.19; Merab Kurashvili GEO 18.18; Petur Gudmundsson ISL 18.11; Dashdende Makhshiri MGL 14.87

Gothenburg 1995

Final (Aug 9)

1,	John Godina	USA	21.47
2,	Mika Halvari	FIN	20.93
3,	Randy Barnes	USA	20.41
4,	Aleksandr Bagach	UKR	20.38
5,	Brent Noon	USA	20.13
6,	Oliver-Sven Buder	GER	20.11
7,	Roman Virastyuk	UKR	19.66
8,	Dmitriy Goncharuk	BLR	19.38

9, Paolo Dal Soglio ITA 19.38; 10, Markus Koistinen FIN 19.34; 11, Bilal Saad Mubarak QAT 18.56; 12, Aleksandr Klimenko UKR 18.26

Series	1	2	3	4	5	6
Godina	21.47	20.54	19.82	19.26	19.97	-
Halvari	20.22	x	20.19	20.33	20.93	20.35
Barnes	19.47	20.22	20.41	x	x	x
Bagach	20.38	20.23	20.27	20.28	x	20.16
Noon	20.13	19.19	x	19.59	x	20.01
Buder	20.11	x	20.04	x	19.45	x
Virastyuk	19.66	18.94	19.13	x	x	x
Goncharuk	19.38	19.21	19.30	19.22	x	x

Godina, who had qualified for the discus final earlier in the day, won with his first put and was never seriously challenged. In fact, nine of the 12 finalists produced their best put of the day in the opening round. One of those who did improve was Halvari, who went from fourth to silver in round 4. Barnes also improved to take the bronze, but could not get near the 21.30 he had achieved in qualifying.

"It was a quick moment of optimism, followed by a long period of pessimism," said Godina of his winning put.

Qualifying round (19.80 or top 12 to final) (Aug 8)

Group A qualifiers: Halvari 20.40; Noon 19.84; Virastyuk 19.74; Klimenko 19.22

Non-qualifiers: Saulius Kleiza LTU 18.99; Georg Andersen NOR 18.84; Arsi Harju FIN 18.79; Alessandro Andrei ITA 18.74; Kent Larsson SWE 18.73; Yojer Medina VEN 18.58; Thorsten Herbrand GER 18.30; Mark Proctor GBR 18.08; Corrado Fantini ITA 17.89; Miroslav Menc CZE 17.54; Oakland Salavea ASA 12.80; Petur Gudmundsson ISL DNS

Group B qualifiers: Barnes 21.30; Bagach 20.62; Godina 19.99; Buder 19.91; Koistinen 19.88; Dal Soglio 19.47; Mubarak 19.01; Goncharuk 19.00

Non-qualifiers: Jonny Reinhardt GER 18.89; Sergey Rubtsov KAZ 18.81; Manuel Martínez ESP 18.50; Henrik Wennberg SWE 18.38; Christian Nebl AUT 18.33; Sergey Kot UZB 17.03; Aufata Faleata SAM 11.04; Konstantinos Kollias GRE NM

Athens 1997

Final (Aug 2)

1,	John Godina	USA	21.44
2,	Oliver-Sven Buder	GER	21.24
3,	C. J. Hunter	USA	20.33
4,	Yuriy Belonog	UKR	20.26
5,	Mika Halvari	FIN	20.13
6,	Roman Virastyuk	UKR	20.12
7,	Kevin Toth	USA	20.02
8,	Michael Mertens	GER	19.91

9, Paolo Dal Soglio ITA 19.77; 10, Burger Lambrechts RSA 19.39; 11, Saulius Kleiza LTU 18.25; Aleksandr Bagach UKR DQ (r40.1) (21.47)

Series	1	2	3	4	5	6
Godina	21.24	21.39	21.44	21.19	21.20	x
Buder	20.79	20.18	20.41	21.05	x	21.24
Hunter	20.22	20.30	x	x	x	20.33
Belonog	x	20.22	x	20.26	-	-
Halvari	x	20.13	x	x	x	x
Virastyuk	20.00	20.01	20.12	x	x	x
Toth	19.50	20.02	x	x	x	x
Mertens	19.82	19.91	19.86			
[Bagach	20.55	20.60	21.47	21.10	21.21	20.90]

After finishing a despondent fourth in the US trials, Godina must have felt the season was destined to be a write-off. A lifeline was thrown in the form of the IAAF decision to invite 1995 world champions to defend their titles without reference to team selection, but the contest in Athens was a frustrating experience for the American. Although he spun to well over 21m on all five of his valid puts he fell 3cm short of the third-round 21.47 by Bagach. As in the Olympics he had to settle for silver ... until, five days later, came the news that the Ukrainian had tested positive for the stimulant, ephedrine, resulting in a public warning and disqualification from the competition. That meant his \$60,000 first prize and the title went instead to Godina.

Qualifying Round (19.80 or top 12 to Final) (Aug 2)

Group A qualifiers: Godina 21.10; Halvari 20.10; Lambrechts 19.91; Mertens 19.88; Bagach DQ (r40.1) (20.56) qualified for final but disqualified in retrospect

Non-qualifiers: Randy Barnes USA 19.51; Arsi Harju FIN 19.43; Corrado Fantini ITA 19.30; Miroslav Menc CZE 19.23; Brad Snyder CAN 18.94; Viktor Bulat BLR 18.61; Kjell Ove Hauge NOR 18.37; Sergey Rubtsov KAZ 18.16; Chima Ugwu NGR 18.00; Mark Proctor GBR 17.99; Milan Haborak SVK 17.85; Alexios Leonidis GRE 17.77

Group B qualifiers: Buder 20.53; Belonog 20.31; Virastyuk 20.13; Hunter 20.05; Toth 19.99; Dal Soglio 19.93; Kleiza 19.71

Non-qualifiers: Manuel Martínez ESP 19.61; Bilal Mubarak QAT 19.08; Dragan Peric YUG 19.05; Stevimir Ercegovic CRO 19.00; Yojer Medina VEN 18.92; Dimitriy Goncharuk BLR 18.60; Shaun Pickering GBR 18.10; Vyacheslav Lykho RUS 18.04; Faaea Talalemotu NMA 13.96

Seville 1999

Final (Aug 21)

1,	C. J. Hunter	USA	21.79
2,	Oliver-Sven Buder	GER	21.42
3,	Aleksandr Bagach	UKR	21.26
4,	Andy Bloom	USA	20.95
5,	Yuriy Belonog	UKR	20.60
6,	Dragan Peric	YUG	20.35
7,	John Godina	USA	20.35
8,	Ville Tiisanoja	FIN	19.93
9,	Burger Lambrechts RSA 19.29; 10, Saulius Kleiza LTU 19.01; Kevin Toth USA NM; Arsi Harju FIN NM		

Series	1	2	3	4	5	6
Hunter	20.62	x	20.65	x	21.09	21.79
Buder	20.60	21.03	20.88	21.42	x	20.47
Bagach	20.60	21.00	x	x	x	21.26
Bloom	20.05	20.61	20.95	x	x	20.35
Belonog	20.60	x	x	20337	x	x
Peric	x	20.35	x	x	20.01	x
Godina	x	20.35	x	x	x	x
Tiisanoja	19.93	19.60	19.46	19.87	x	x

At the age of 33 Buder must have felt a global title was his at last, 14 years after becoming European Junior Champion. Fourth in 1991 and silver medallist behind Godina at the last World Championships, the German took the lead with 21.03 in round 2 (with Bagach at 21.00) and a fourth round outdoor personal best of 21.42 appeared to have sewn it up, particularly as Godina fouled everything except one paltry effort of 20.35. However, the 1997 bronze medallist Hunter – who had a throw of at least 21.50 in round 4 ruled a foul – moved into second place with 21.09 before blasting out a timely lifetime best of 21.79 at his final attempt.

Qualifying round (20.00 or top 12 to final) (Aug 21)

Group A qualifiers: Godina 20.69; Buder 20.50; Belonog 20.47; Harju 20.16; Bloom 20.07; Lambrechts 19.93; Kleiza 19.83

Non-qualifiers: Roman Virastyuk UKR 19.73; Mark Proctor GBR 19.63; Paolo Dal Soglio ITA 19.48; Gunnar Pflingsten GER 19.47; Pavol Pankúch SVK 19.37; Shakti Singh IND 18.58; Mihalís Louka CYP 18.54

Group B qualifiers: Toth 20.52; Hunter 20.36; Peric 20.27; Bagach 20.12; Tiisanoja 19.87

Non-qualifiers: Mika Halvari FIN 19.61; Gheorghe Gusset ROU 19.46; Michael Mertens GER 19.37; Janus Robberts RSA 19.37; Joachim Olsen DEN 19.13; Fernando Alves POR 18.98; Andrey Mikhnevich BLR 18.93; Váios Tiggas GRE 18.50; Milan Haborák SVK 18.37

Edmonton 2001

Final (Aug 4)

1,	John Godina	USA	21.87
2,	Adam Nelson	USA	21.24
3,	Arsi Harju	FIN	20.93
4,	Manuel Martínez	ESP	20.91
5,	Dragan Peric	YUG	20.91
6,	Yuriy Belonog	UKR	20.83
7,	Conny Karlsson	FIN	20.78
8,	Brad Snyder	CAN	20.63
9,	Ville Tiisanoja FIN 20.45; 10, Joachim B. Olsen DEN 20.38; 11, Janus Robberts RSA 20.18; Andrey Mikhnevich BLR DQ (r40.1) (20.42)		

Series	1	2	3	4	5	6
Godina	21.87	21.80	x	x	x	x
Nelson	19.92	20.86	20.19	21.24	x	x
Harju	20.28	20.01	20.59	20.93	20.10	20.79
Martínez	20.78	x	x	20.91	x	x
Peric	20.91	x	20.67	x	x	x
Belonog	20.56	20.74	x	20.83	20.83	x
Karlsson	20.07	x	20.67	x	x	x
Snyder	20.63	x	x	x	x	20.34

As usual the qualifying round was on the morning of the first day, with the final eight-and-a-half hours later. There was a considerable change in fortunes between the two rounds. South African Janus Roberts “won” with 21.26 in the morning, but managed only 20.16 in the evening for last place. Conversely, the American duo of Godina and Nelson performed moderately in qualifying yet finished first and second in the final. Godina therefore won a third world gold, and did so with some style, reaching 21.87 and 21.80 in the first two rounds. He said he would celebrate by doing his laundry.

Qualifying round (20.45 or top 12 to final) (Aug 4)

Group A qualifiers: Godina 20.52; Martínez 20.50; Snyder 20.47; Tiisanoja 20.14
Non-qualifiers: Petr Stehlik CZE 19.68; Pavel Chumachenko RUS 19.35; Dimitriy Goncharuk BLR 19.27; John Davis USA 19.11; Oliver-Sven Buder GER 18.89; Mikulás Konopka SVK 18.89; Jimmy Nordin SWE 18.85; Marco Antonio Verni CHI 18.85; Yves Niaré FRA 18.71; Ivan Yemelyanov MDA 18.06; Mark Proctor GBR 17.75

Group B qualifiers: Robberts 21.26; Karlsson 20.72; Belonog 20.46; Peric 20.43; Harju 20.39; Olsen 20.32; Nelson 20.13; Mikhnevich DQ (r40.1) (20.31) qualified for final but disqualified in retrospect

Non-qualifiers: Paolo Dal Soglio ITA 19.80; Gheorghe Gusset ROU 19.74; Milan Haborák SVK 19.52; Ralf Bartels GER 19.41; Gjoran Sørli NOR 18.89; Justin Anlezark AUS 18.70; Yojer Medina VEN 17.76

Paris 2003

Final (Aug 23)

1,	Andrey Mikhnevich	BLR	21.69
2,	Adam Nelson	USA	21.26
3,	Yuriy Belonog	UKR	21.10
4,	Justin Anlezark	AUS	20.61
5,	Ralf Bartels	GER	20.50
6,	Tepa Reinikainen	FIN	20.45
7,	Ville Tiisanoja	FIN	20.09
8,	John Godina	USA	19.84
9,	Roman Virastyuk UKR 19.61; 10, Brad Snyder CAN 19.38; Kevin Toth USA DQ (r40.8) (20.89); Joachim B. Olsen DEN DNS		

Series	1	2	3	4	5	6
Mikhnevich	21.24	21.69	21.36	21.45	x	21.44
Nelson	20.00	x	x	21.26	20.65	20.53
Belonog	x	20.82	21.10	20.95	x	20.72
Anlezark	19.42	19.90	20.05	19.24	20.61	20.26
Bartels	20.22	20.50	20.25	19.80	20.04	x
Reinikainen	20.23	20.28	20.45	x	x	20.15
Tiisanoja	20.09	19.94	x	19.91	19.66	19.88
Godina	x	19.84	x			
[Toth	20.89	x	x	x	x	x]

The gold went to a man who had been suspended for a doping violation at the corresponding competition two years earlier. Mikhnevich was originally 10th in Edmonton 2001, but that result was annulled. His suspension ended on August 4, 2003, and on August 8 in Minsk he put a personal best 21.66.

Godina had the best qualifying put of 21.08, but his sparkling World Championship record dimmed in the final. His first two throws left him in ninth place (prior to Toth's disqualification) and the third was ruled a foul and so the American was eliminated. Meanwhile, Mikhnevich had started with 21.24. In the second round he glided his shot near the right edge of the sector and towards the championship record marker. It landed at 21.69 and he followed up with 21.36. At that point Nelson was eighth, then in the fourth round he improved to 21.26, good enough for a repeat of his Edmonton silver. “I am absolutely stunned that I am the world champion,” said Mikhnevich, whose final three efforts were 21.45, foul and 21.44.

Qualifying round (20.45 or top 12 to final) (Aug 23)

Group A qualifiers: Belonog 20.84; Nelson 20.23; Olsen 20.14; Bartels 20.06

Non-qualifiers: Milan Haborák SVK 19.95; Pavel Lyzhin BLR 19.84; Petr Stehlik CZE 19.70; Gheorghe Gusset ROU 19.61; Carl Myerscough GBR 19.51; Pavel Chumachenko RUS 19.51; Yuriy Belov BLR 19.32; Marco Verni CHI 19.24; Conny Karlsson FIN 19.17; Janus Robberts RSA 19.02; Zsolt Biber HUN 18.99; Reese Hoffa USA NM

Group B qualifiers: Godina 21.08; Mikhnevich 20.89; Reinikainen 20.55; Tiisanoja 20.37; Anlezark 20.28; Virastyuk 20.28; Snyder 20.10

Non-qualifiers: Manuel Martínez ESP 19.78; Dragan Peric SCG 19.55; Miran Vodovnik SLO 19.23; Rutger Smith NED 19.02; Pavel Sofin RUS 18.66; Yuriy Parkhomenko UKR 18.25; Toth DQ (r40.8) (20.39); Chima Ugwu NGR DNS

Discus Throw**Helsinki 1983****Final (Aug 14)**

1,	Imrich Bugár	TCH	67.72
2,	Luis Delís	CUB	67.36
3,	Gejza Valent	TCH	66.08
4,	Ari Huuonen	FIN	65.44
5,	Jürgen Schult	GDR	64.92
6,	Georgiy Kolnootchenko	URS	64.74
7,	Juan Martínez	CUB	64.26
8,	Art Burns	USA	63.22
9,	Knut Hjeltnes NOR 62.26; 10, Mac Wilkins USA 61.46; 11, Igor Duginyets URS 60.44; 12, Brad Cooper BAH 58.70		

Series	1	2	3	4	5	6
Bugar	67.48	67.72	61.76	67.14	66.94	65.58
Delis	x	66.30	64.88	x	67.36	66.48
Valent	60.16	x	63.42	66.08	64.94	65.90
Huuonen	63.66	65.44	x	64.18	64.62	63.14
Schult	63.64	60.36	x	x	64.92	62.94
Kolnootchenko	64.74	x	x	x	x	x
Martinez	64.26	60.48	61.36	61.30	x	60.96
Burns	62.76	62.38	63.22	x	x	x

The qualifying round – notable for the elimination of world record holder Yuriy Dumchev – provided a preview of the final with Bugár, Delís and Valent leading the way. In the final it was Bugár, the European Champion, who started the best with two 67m throws.

In the second round, Huuonen briefly went into second best before Delís go into his stride. In the fourth round, Bugár produced his third 67m+ of the series. Valent moved into third. The best finish was from Delís. In the fifth round he ignored the noise from the marathon medal ceremony to come dangerously close to the leader with 67.36. He followed this up with 66.48 but had to settle for a silver.

Qualifying round (63.00 or top 12 to final) (Aug 13)

Group A qualifiers: Delís 64.20; Valent 63.98; Kolnootchenko 63.46; Wilkins 62.58; Duginyets 62.42

Non-qualifiers: Rickard Bruch SWE 59.28; John Powell USA 58.96; Alwin Wagner FRG 58.96; Robert Gray CAN 57.92; Ioan Zamfirache ROU 57.54; Øystein Bjørbaek NOR 55.40; Vesteinn Hafsteinsson ISL 55.20; Li Weinan CHN 51.72

Group B qualifiers: Bugár 65.00; Huuonen 63.76; Schult 62.80; Cooper 62.72; Burns 61.88; Martínez 60.92; Hjeltnes 60.10

Non-qualifiers: Konstantinos Georgakopoulos GRE 59.54; Yuriy Dumchev URS 58.84; Werner Hartmann FRG 58.48; Iosif Nagy ROU 58.34; Mohamed Naguib Hamed EGY 56.62; Adnan Hore SYR 48.34

Rome 1987**Final (Sep 4)**

1,	Jürgen Schult	GDR	68.74
2,	John Powell	USA	66.22
3,	Luis Delís	CUB	66.02
4,	Rolf Danneberg	FRG	65.96
5,	Vladimir Zinchenko	URS	65.60
6,	Romas Ubartas	URS	65.50
7,	Imrich Bugár	TCH	65.32
8,	Vaclav Kidykas	URS	63.64
9,	Gejza Valent TCH 61.98; 10, Bradley Cooper BAH 61.94; 11, Alois Hannecker FRG 60.98; 12, Marco Martino ITA 60.60		

Series	1	2	3	4	5	6
Schult	65.80	68.74	66.18	67.36	66.74	65.94
Powell	66.22	60.42	61.48	-	-	-
Delis	63.30	64.18	x	x	65.66	66.02
Danneberg	65.14	60.92	64.30	65.42	65.96	63.80
Zinchenko	65.60	63.04	65.26	64.78	64.04	x
Ubartas	65.06	63.22	62.82	65.04	65.50	64.56
Bugar	x	63.12	65.32	62.16	x	x
Kidykas	57.78	62.30	63.64	60.22	x	x

The story of the event was not so much the winning performance of Schult – who finally lived up to his status as world record holder after a poor record at major championships – but the silver medal of Powell. The 40 year-old American became the oldest athlete to win a World Championship medal thanks to an opening throw of 66.22. Powell, two times an Olympic bronze medallist, actually led the competition until Schult threw 68.74 in round 2, the longest ever throw at a major cham-

pionships. He backed this up with two more throws worthy of gold.

Delís repeated his 1983 charge. He was only seventh after four rounds but improved to fourth, then third, with his final two throws.

Qualifying round (65.00 or top 12 to final) (Sep 3)

Group A qualifiers: Delís 66.06; Danneberg 64.90; Ubartas 64.48; Powell 63.62; Bugár 62.68; Cooper 61.70

Non-qualifiers: Knut Hjeltnes NOR 61.64; Dariusz Juzyszyn POL 61.38; Stefan Fernholm SWE 61.36; Vesteinn Hafsteinsson ISL 59.32; Georgi Georgiev BUL 58.80; John Brenner USA 58.44; Patrick Journoud FRA 57.84; Konstantinos Georgakopoulos GRE NM

Group B qualifiers: Schult 66.04; Kidikas 64.60; Zinchenko 64.30; Valent 63.66; Hannecker 63.34; Martino 62.26

Non-qualifiers: Svein Inge Valvik NOR 59.76; Lars Sundin SWE 59.44; Ray Lazdins CAN 59.16; Randy Heisler USA 59.02; Kamen Dimitrov BUL 58.90; Göran Svensson SWE NM; Werner Hartmann FRG DNS

Tokyo 1991**Final (Aug 27)**

1,	Lars Riedel	GER	66.20
2,	Erik de Bruin	NED	65.82
3,	Attila Horváth	HUN	65.32
4,	Wolfgang Schmidt	GER	64.76
5,	Mike Buncic	USA	64.20
6,	Jürgen Schult	GER	63.12
7,	Dmitriy Shevchenko	URS	62.90
8,	Roberto Moya	CUB	61.44
9,	Sergey Lyakhov URS 61.00; 10, Nikolay Kolev BUL 60.44; 11, Adewale Olukoju NGR 59.44; Vasilii Kaptyukh URS DNS		

Series	1	2	3	4	5	6
Riedel	66.20	64.52	65.78	x	65.82	x
De Bruin	x	62.58	x	64.40	63.10	65.82
Horvath	64.36	64.38	64.66	63.72	65.20	65.32
Schmidt	63.66	61.84	60.58	64.48	64.76	60.72
Buncic	64.20	x	64.12	61.16	62.28	x
Schult	61.78	61.62	61.60	63.12	63.04	62.78
Shevchenko	62.90	61.82	62.56	x	61.96	61.60
Moya	61.44	57.98	61.16	x	58.28	59.16

The gold medal again went to a German but it was not defending champion Schult nor former world record holder Schmidt. It was a 24 year-old who was competing at his first senior championship final. Riedel was the best of the qualifiers and he went even further in the first round of the final with 66.20. The conditions were not ideal for long throws and it became obvious that this throw might well hold up for victory.

Horváth held second place until the last round, when an ecstatic de Bruin moved up from fourth spot with 65.82.

Qualifying round (64.00 or top 12 to final) (Aug 26)

Group A qualifiers: Riedel 65.30; Horváth 64.54; Buncic 63.12; Lyakhov 63.02; Kaptyukh 62.88; Schult 62.56; Kolev 62.40; Moya 62.32

Non-qualifiers: David Martínez ESP 61.14; Svein Inge Valvik NOR 60.86; Simon Williams GBR 60.68; Vesteinn Hafsteinsson ISL 60.12; Marcel Tirlé ROU 59.80; Luciano Zerbini ITA 58.34; Tony Washington USA 58.02; Ray Lazdins CAN 56.58; James Wong Tuck Yim SIN 44.26; Christian Erb SUI DNS

Group B qualifiers: Schmidt 65.18; Shevchenko 63.70; de Bruin 63.34; Olukoju 62.36

Non-qualifiers: Imrich Bugár TCH 61.90; Werner Reiterer AUS 60.40; Marco Martino ITA 60.34; Georgi Georgiev BUL 60.08; Ramón Jiménez-Gaona PAR 60.02; Costel Grasu ROU 60.00; József Ficsor HUN 59.98; Juan Martínez CUB 59.98; Mike Gravelle USA 58.28; Kamen Dimitrov BUL 57.72; Igor Avrunin ISR 56.74; Michael Conjunjo CAF 53.02; Herbert Rodríguez ESA 46.62; Stefan Fernholm SWE DNS

Stuttgart 1993**Final (Aug 17)**

1,	Lars Riedel	GER	67.72
2,	Dmitriy Shevchenko	RUS	66.90
3,	Jürgen Schult	GER	66.12
4,	Costel Grasu	ROU	65.24
5,	Vladimir Zinchenko	UKR	62.02
6,	Nick Sweeney	IRL	61.66
7,	Vasilii Kaptyukh	BLR	61.64
8,	Mike Buncic	USA	61.06

9, Luis Delis CUB 60.76; 10, Anthony Washington USA 60.72; 11, Vaclavas Kidykas LTU 58.62; Romas Ubartas LTU DQ (r40.1) (65.24)

Series	1	2	3	4	5	6
Riedel	56.24	67.72	60.54	64.94	x	67.34
Shevchenko	61.58	61.54	x	63.94	66.14	66.90
Schult	64.32	66.12	63.32	62.84	64.46	x
Grasu	61.92	65.24	62.12	62.66	62.60	61.54
Zinchenko	59.42	61.28	60.92	59.92	62.02	59.56
Sweeney	61.66	61.26	x	60.84	60.70	x
Kaptyukh	61.64	x	60.96	57.46	61.00	58.78
Buncic	60.92	61.06	60.78			

The crowd were pleased to see Schult – the 1987 Champion – take the lead after the first round, and delighted when defending champion Riedel went ahead in the second with an excellent 67.22. Schult also improved with his second throw and Germany were to hold the first two positions for most of the competition.

With his final throw, Shevchenko produced 66.90 to split the Germans. In fourth place was Olympic Champion Ubartas, but his name was removed from the order after he failed a doping test.

The 46,200 spectators clapped and cheered when each of the Germans went into the ring, but during the contest Riedel and Schult took the unusual step of issuing a statement to ask the crowd to please be quiet at these times. A small section of the crowd appeared to ignore this request, but they simply had not seen the statement as the main scoreboard was not visible from their seats!

Qualifying round (63.00 or top 12 to final) (Aug 16)

Group A qualifiers: Shevchenko 63.68; Washington 62.78; Sweeney 62.10; Schult 62.10; Ubartas DQ (r40.1) (65.92) qualified for final but disqualified in retrospect

Non-qualifiers: Alexis Elizalde CUB 60.76; Ramón Jiménez-Gaona PAR 60.50; Vladimir Dubrovshchik BLR 60.38; Robert Weir GBR 59.74; Dmitriy Kovtun UKR 58.90; Imrich Bugár CZE 58.76; Mike Gravelle USA 56.42; Michael Conjunco CAF 53.60; Gordon Barff PYF 46.56; Erik de Bruin NED DNS

Group B qualifiers: Riedel 65.88; Buncic 63.64; Kaptyukh 62.56; Kidykas 61.94; Delis 61.76; Zinchenko 61.74; Grasu 61.52

Non-qualifiers: Sergey Lukashok ISR 60.88; Roberto Moya CUB 60.10; Viktor Baraznovskiy BLR 59.30; Vesteinn Hafsteinsson ISL 58.56; Ray Lazdins CAN 57.48; Dashdende Makhshiri MGL 51.62; Shakti Singh IND 48.78; James Wong Tuck Yim SIN 46.86; Wesley Tuilefano ASA 27.34

Gothenburg 1995

Final (Aug 11)

1, Lars Riedel	GER	68.76
2, Vladimir Dubrovshchik	BLR	65.98
3, Vasilij Kaptyukh	BLR	65.88
4, Attila Horváth	HUN	65.72
5, Jürgen Schult	GER	64.44
6, Adewale Olukoju	NGR	63.66
7, Alexis Elizalde	CUB	63.28
8, Dmitriy Shevchenko	RUS	63.18

9, Robert Weir GBR 63.14; 10, John Godina USA 60.84; 11, Mike Buncic USA 60.24; 12, Stefan Fernholm SWE 59.52

Series	1	2	3	4	5	6
Riedel	65.32	68.76	66.44	67.90	66.84	61.06
Dubrovshchik	63.98	61.68	x	65.36	62.50	65.98
Kaptyukh	62.74	65.02	65.54	65.30	65.88	62.38
Horváth	61.30	64.68	64.24	65.72	63.02	63.92
	1	2	3	4	5	6
Schult	63.08	x	63.22	61.34	64.44	x
Olukoju	61.20	62.34	63.66	63.02	61.14	62.82
Elizalde	63.28	61.18	62.34	x	60.92	61.56
Shevchenko	x	x	63.18	x	x	x

August 11, 1995 was a good day for repeating world champions. Sergey Bubka won a fifth pole vault title, Moses Kiptanui a third steeplechase gold, Michael Johnson regained his 200m title and Lars Riedel won a hat-trick of discus titles.

The giant German had more trouble in the qualifying rounds than the final, because he needed all three throws. In the final he led from the first round and set a championship record of 68.76 in the second.

This was then the second longest throw ever at a major championship.

The order of the other medallists changed in each of the last three rounds. Horváth was the unlucky one, slipping from second to fourth behind two throwers from Belarus.

Qualifying round (62.00 or top 12 to final) (Aug 9)

Group A qualifiers: Shevchenko 64.80; Kaptyukh 62.80; Weir 62.50; Horváth 62.36; Godina 61.70; Fernholm 61.10

Non-qualifiers: Michael Möllenbeck GER 59.76; Svein Inge Valvik NOR 59.32; Ramón Jiménez Gaona PAR 59.26; Diego Fortuna ITA 58.74; Vesteinn Hafsteinsson ISL 58.12; Vaclavas Kidykas LTU 57.96; Vadim Popov UZB 57.84; Werner Reiterer AUS 57.60; Roberto Moya CUB 57.58; Mickael Conjunco CAF 57.36; Kristian Pettersson SWE 57.34; Vitaliy Sidorov UKR 56.82; Igor Primc SLO 55.92; Jan Cordius DEN 54.00; Dashdende Makhshiri MGL 51.04; James Wong SIN 49.34

Group B qualifiers: Dubrovshchik 64.20; Riedel 63.64; Schult 61.92; Olukoju 61.44; Elizalde 61.38; Buncic 61.08

Non-qualifiers: Nick Sweeney IRL 60.68; Costel Grasu ROU 60.64; Sergey Lyakhov RUS 60.50; Virgilijus Alekna LTU 59.20; Vladimir Zinchenko UKR 59.00; Viktor Baraznovskiy BLR 58.68; Aleksander Tammert EST 58.64; Dåg Solhaug SWE 58.52; Randy Heisler USA 58.10; Olav Jenssen NOR 58.00; David Martínez ESP 57.34; Harri Uurainen FIN 55.12; Sergey Lukashok ISR 54.90; Frits Potgieter RSA 54.84; Dragan Mustapic CRO 53.54

Athens 1997

Final (Aug 10)

1, Lars Riedel	GER	68.54
2, Virgilijus Alekna	LTU	66.70
3, Jürgen Schult	GER	66.14
4, Vladimir Dubrovshchik	BLR	66.12
5, John Godina	USA	65.40
6, Andreas Seelig	GER	64.48
7, Adam Setliff	USA	63.44
8, Robert Weir	GBR	63.06
9, Jason Tunks CAN 62.30; 10, Vitaliy Sidorov UKR 60.32; 11, Vasilij Kaptyukh BLR 60.12; 12, Aleksander Tammert EST 59.44		

Series	1	2	3	4	5	6
Riedel	65.48	68.24	68.54	x	x	66.80
Alekna	62.44	66.70	63.20	63.12	x	x
Schult	66.14	65.20	65.54	x	62.34	64.94
Dubrovshchik	62.98	60.30	65.36	65.46	62.44	66.12
Godina	65.40	x	57.32	64.82	64.92	64.30
Seelig	63.00	64.48	62.80	x	64.12	63.44
Setliff	62.32	62.80	x	61.84	x	63.44
Weir	63.06	60.18	61.40	62.22	x	58.70

Riedel's status as a latter-day Al Oerter was enhanced when he unleashed two mighty throws beyond 68m to claim his fourth successive world title. Although his sequence, which began in 1991, doesn't match up to Oerter's four Olympic golds spaced four years apart from 1956 to 1968, it is still an outstanding example of consistency and longevity at the highest level. Another thrower who has been at or near the top even longer, world record holder Schult (age 37), actually led for the first round with 66.14 and that held up for a bronze to add to his gold of 1987 and bronze of 1993. The silver went to Alekna, who had only qualified for the final at his final attempt. Godina, in fifth, place produced the best shot/discus showing at global level since Bud Houser's Olympic double in 1924.

Qualifying Round (Aug 8) (63.00 or top 12 to final)

Group A qualifiers: Schult 64.60; Sidorov 63.08; Kaptyukh 63.06; Seelig 62.94; Tammert 62.18; Tunks 61.82

Non-qualifiers: Alexis Elizalde CUB 61.48; Vaclavas Kidykas LTU 61.40; Andy Bloom USA 60.74; Olav Jenssen NOR 60.52; Igor Primc SLO 59.98; Ian Winchester NZL 59.70; Jo Van Daele BEL 58.66; Aleksandr Borichevskiy RUS 57.90; Yu Wenge CHN 57.14; Costel Grasu ROU 56.70; Hristos Papadopoulos GRE 56.44; Shakti Singh IND 56.28; Glen Smith GBR 54.40; Dashdende Makhshiri MGL 52.12

Group B qualifiers: Riedel 66.46; Alekna 65.22; Setliff 63.72; Godina 63.48; Dubrovshchik 62.30; Weir 62.26

Non-qualifiers: Frits Potgieter RSA 61.30; Piet van der Kruk NED 60.16; Diego Fortuna ITA 60.06; Leonid Cherevko BLR 60.06; Sergey Lyakhov RUS 59.72; Jean Pons FRA 59.46; Li Shaojie CHN 58.24; Libor Malina CZE 58.00; Michael Conjunco CAF 57.82; Attila Horváth HUN 57.72; Marcelo Pugliese ARG 57.34; Kjell Ove Hauge NOR 57.00; Ramón Jiménez Gaona PAR 52.96; Vansavang Sawusdee THA 47.98; Robert McNabb COK 41.00

Seville 1999

Final (Aug 24)

1,	Anthony Washington	USA	69.08
2,	Jürgen Schult	GER	68.18
3,	Lars Riedel	GER	68.09
4,	Virgilijus Alekna	LTU	67.53
5,	Vaclavas Kidykas	LTU	65.05
6,	Michael Möllenbeck	GER	64.90
7,	Vladimir Dubrovshchik	BLR	64.00
8,	Aleksandr Borichevskiy	RUS	63.59
9,	Li Shaojie CHN 63.22; 10, Aleksander Tammert EST 62.29; 11, Róbert Fazekas HUN 61.71; Andy Bloom USA NM		

Series	1	2	3	4	5	6
Washington	66.29	x	65.76	x	64.93	69.08
Schult	64.85	68.18	66.24	64.66	x	64.06
Riedel	64.63	66.94	68.09	x	65.38	x
Alekna	65.45	66.49	65.95	64.61	x	67.53
Kidykas	65.05	62.28	61.91	x	x	x
Möllenbeck	63.33	64.90	64.54	x	x	64.51
Dubrovshchik	64.00	63.86	63.83	61.00	63.46	62.72
Borichevskiy	63.59	61.05	60.56	x	61.24	x

One of only four athletes to appear in all seven editions of the World Championships, having placed 5th in 1983, 1st in 1987, 6th in 1991, 3rd in 1993, 5th in 1995 and 3rd in 1997, 39 year-old world record holder Schult was actually in the lead (with an excellent 68.18) as the last round got underway. Even Riedel, bidding for a fifth world title but handicapped by a hip muscle injury, was kept at bay. However, a German 1-2 was foiled in the last round when 33 year-old Washington, previously in fourth place with 66.29, at last came up with the sort of throw when it matters for which his supporters had been waiting for years. He threw 69.08, a distance which only Riedel (69.40 in the Atlanta Olympics) had ever bettered in a global championship. "To tell you the truth I don't know how the heck I did that," was his engaging comment. "I'm glad to show that a family man with a full-time job can win a world title."

Qualifying round (64.50 or top 12 to final) (Aug 22)

Group A qualifiers: Alekna 65.86; Riedel 64.00; Möllenbeck 63.53; Tammert 63.27; Washington 63.18; Li 62.89; Fazekas 62.79

Non-qualifiers: Igor Primc SLO 62.35; Leonid Cherevko BLR 61.40; Dmitriy Shevchenko RUS 60.80; Jason Tunks CAN 60.13; Andrzej Krawczyk POL 59.48; Diego Fortuna ITA 58.52; Romas Ubartas LTU 58.49; Glen Smith GBR 58.27; Libor Malina CZE 57.18; Abbas Samimi IRI 54.21; Ercüment Olgundeniz TUR 53.01; Costel Grasu ROU DNF

Group B qualifiers: Schult 65.65; Dubrovshchik 64.23; Bloom 64.06; Borichevskiy 63.40; Kidykas 62.83

Non-qualifiers: Robert Weir GBR 62.71; Andreas Seelig GER 62.57; John Godina USA 62.27; Frantz Kruger RSA 62.02; Mickaël Conjunjo CAF 59.16; Timo Tompuri FIN 58.90; Ian Winchester NZL 58.74; Nick Sweeney IRL 58.62; Pieter van der Kruk NED 57.65; Mario Pestano ESP 57.30; Attila Horváth HUN 56.83; Gervais Jason CAN 54.19; Aleksandr Malashevich BLR 53.20

Edmonton 2001

Final (Aug 4)

1,	Lars Riedel	GER	69.72
2,	Virgilijus Alekna	LTU	69.40
3,	Michael Möllenbeck	GER	67.61
4,	Dmitriy Shevchenko	RUS	67.57
5,	Adam Setliff	USA	66.55
6,	Vasiliy Kaptyukh	BLR	66.25
7,	Roland Varga	HUN	65.86
8,	Frantz Kruger	RSA	65.27
9,	Jason Tunks CAN 63.79; 10, Timo Tompuri FIN 62.82; 11, Igor Primc SLO 62.36; 12, Einar Kristian Tveitå NOR 59.11		

Series	1	2	3	4	5	6
Riedel	65.41	67.10	66.74	69.50	69.72	68.36
Alekna	67.65	x	69.40	x	67.28	x
Möllenbeck	67.61	x	65.76	66.60	65.30	64.48
Shevchenko	63.21	x	66.68	67.16	67.57	65.95
Setliff	66.55	66.49	x	x	x	x
Kaptyukh	62.88	65.98	62.93	66.08	66.25	65.08
Varga	x	58.66	65.86	62.37	64.80	x
Kruger	63.61	64.89	x	65.27	62.24	x

On 2001 form, Lars Riedel was ranked only 8th of those competing in Edmonton. The former champion had missed four week's training with a knee injury, but he worked his World Championship magic again to win a fifth gold. Only Sergey Bubka, with six pole vault golds, has a better record in a single event than Riedel's five golds and one bronze.

It was not an easy victory for the giant German. Before his fourth throw, he lay fourth with 67.10 behind Olympic Champion Alekna (69.40), Möllenbeck (67.61), and Shevchenko (67.16). Riedel overtook them all with 69.50, followed by 69.72, the furthest ever in a major championship.

"Had my leg been a little quicker during my spin I would have thrown over 70 metres," said the winner.

Qualifying round (65.50 or top 12 to final) (Aug 6)

Group A qualifiers: Kaptyukh 65.71; Kruger 64.79; Tunks 64.34; Tompuri 63.34; Möllenbeck 62.54; Tveitå 61.85

Non-qualifiers: Romas Ubartas LTU 61.49; Bob Weir GBR 61.05; Jo van Daele BEL 60.19; Zoltán Kóvágó HUN 58.42; John Godina USA 57.19; Andy Bloom USA 56.32; Marcelo Pugliese ARG 54.06

Group B qualifiers: Riedel 68.26; Alekna 65.22; Shevchenko 64.55; Varga 63.52; Primc 62.60; Setliff 62.25

Non-qualifiers: Vladimir Dubrovshchik BLR 61.73; Aleksander Tammert EST 61.04; Ioan Oprea ROU 60.18; Michael Lischka GER 59.94; Mario Pestano ESP 56.58; Rashid Al-Dosari QAT 54.48; Róbert Fazekas HUN 53.73

Paris 2003

Final (Aug 26)

1,	Virgilijus Alekna	LTU	69.69
2,	Róbert Fazekas	HUN	69.01
3,	Vasiliy Kaptyukh	BLR	66.51
4,	Lars Riedel	GER	66.28
5,	Michael Möllenbeck	GER	66.23
6,	Frantz Kruger	RSA	65.26
7,	Aleksander Tammert	EST	64.50
8,	Mario Pestano	ESP	64.39
9,	Carl Brown USA 62.66; 10, Dmitriy Shevchenko RUS 62.28; 11, Jason Tunks CAN 62.21; 12, Leonid Cherevko BLR 61.90		

Series	1	2	3	4	5	6
Alekna	69.69	x	66.14	68.75	x	x
Fazekas	66.86	69.01	x	64.94	65.63	68.78
Kaptyukh	66.51	66.15	62.79	63.71	64.72	62.62
Riedel	66.28	63.81	66.28	c	65.51	62.67
Möllenbeck	62.27	66.11	65.49	66.23	x	x
Kruger	65.26	61.28	65.16	60.83	x	x
Tammert	61.15	63.02	x	64.50	60.88	61.86
Pestano	64.39	63.92	61.97	61.86	63.29	x

Up to Paris, the European Champion Fazekas had the best season and was 4-0 versus Olympic Champion Alekna. When it mattered, the Lithuanian shone. In the qualifying round Alekna threw 68.29 first time. In the final his first try was 69.69, his longest in two years. The top six stayed in the same order throughout the second half of the contest, so five-time champion Riedel (36) was left without a medal. Kaptyukh repeated his bronze from Gothenburg.

Qualifying round (64.50 or top 12 to final) (Aug 24)

Group A qualifiers: Kaptyukh 65.76; Möllenbeck 65.19; Kruger 65.04; Fazekas 64.44; Shevchenko 63.21; Tunks 63.00; Pestano 62.63

Non-qualifiers: Sergiu Ursu ROU 61.98; Jo van Daele BEL 61.64; Casey Malone USA 61.50; Nick Petrucci USA 59.58; Loy Maikel Martinez CUB 57.87; Gerd Kanter EST 56.63

Group B qualifiers: Alekna 68.29; Riedel 64.51; Tammert 63.53; Brown 63.01; Cherevko 62.46

Non-qualifiers: Rutger Smith NED 61.55; Diego Fortuna ITA 61.46; Libor Malina CZE 61.35; Zoltán Kóvágó HUN 61.31; Aleksandr Borichevskiy RUS 60.21; Frank Casañas CUB 59.99; Chima Ugwu NGR 58.13; Yuriy Belonog UKR & Gábor Máté HUN NM

Helsinki 2005

Final (Aug 7)

1,	Virgilijus Alekna	LTU	70.17
2,	Gerd Kanter	EST	68.57

3,	Michael Möllenbeck	GER	65.95
4,	Aleksander Tammert	EST	64.84
5,	Ian Waltz	USA	64.27
6,	Frantz Kruger	RSA	64.23
7,	Jarred Rome	USA	64.22
8,	Jason Tunks	CAN	63.77

9, Lars Riedel GER 63.05; 10, Zoltán Kövágó HUN 62.94; 11, Mario Pestano ESP 62.75; 12, Andrzej Krawczyk POL 62.71

Series	1	2	3	4	5	6
Alekna	63.93	67.90	68.10	66.75	x	70.17
Kanter	x	64.69	65.10	68.57	65.53	62.64
Möllenbeck	x	65.24	64.99	65.95	x	-
Tammert	62.28	63.59	63.18	64.18	63.50	64.84
Waltz	63.88	64.05	x	x	64.27	64.02
Kruger	63.19	61.47	60.92	63.64	64.23	x
Rome	64.22	61.87	x	62.64	63.68	x
Tunks	63.39	63.77	x	x	x	x

Reigning champion Alekna led the qualifiers with 68.79, ahead of five-times winner Lars Riedel, whose 66.22 was a seasonal best, and marked the eighth world discus final that the German had reached. Rome led the first round with 64.22, and then Alekna asserted himself with throws of 67.90 and 68.10. At the halfway point Möllenbeck was second with 65.24, just ahead of Kanter (65.10), with Riedel out of the reckoning in ninth. Kanter then launched a surprise with a throw of 68.57. Alekna managed 66.75 and then a foul. With the last throw of the competition Alekna hurled the 2kg implement out to 70.17 – the first 70m throw in a global championship.

“It was do or die in the end,” said the winner. “I always try to make the winning throw with my first attempt but today it didn’t work.”

Qualifying round (63.50 or top 12 to final) (Aug 6)

Group A qualifiers: Kanter 65.76; Tunks 64.02; Möllenbeck 63.71; Kruger 63.44; Rome 62.72

Non-qualifiers: Carl Brown USA 61.91; Bogdan Pishchalnikov RUS 61.17; Jo van Daele BEL 61.12; Vasily Kaptyukh BLR 61.04; Frank Casañas CUB 60.94; Jorge Balliengo ARG 60.40; Abbas Samimi IRI 60.25; Gábor Máté HUN 58.97; Rutger Smith NED DNS

Group B qualifiers: Alekna 68.79; Riedel 66.22; Pestano 65.04; Krawczyk 64.51; Kövágó 64.30; Waltz 64.30; Tammert 64.02

Non-qualifiers: Libor Malina CZE 62.41; Vikas Gowda IND 62.04; Roland Varga HUN 61.94; Wu Tao CHN 61.75; Gaute Myklebust NOR 60.00; Timo Tompuri FIN 59.11

Osaka 2007

Final (Aug 28)

1,	Gerd Kanter	EST	68.94
2,	Robert Harting	GER	66.68
3,	Rutger Smith	NED	66.42
4,	Virgilijus Alekna	LTU	65.24
5,	Gábor Máté	HUN	64.71
6,	Omar El-Ghazaly	EGY	64.58
7,	Ehsan Hadadi	IRI	64.53
8,	Aleksander Tammert	EST	64.33

9, Zoltán Kövágó HUN 63.04; 10, Mario Pestano ESP 62.70; 11, Rashid Al-Dosari QAT 62.60; 12, Piotr Malachowski POL 60.77

Series	1	2	3	4	5	6
Kanter	64.89	65.37	68.94	x	65.22	68.84
Harting	64.62	65.59	65.59	x	66.68	62.00
Smith	64.32	65.98	66.42	65.08	x	65.69
Alekna	63.68	x	65.24	64.86	x	63.75
Máté	64.26	62.82	64.71	63.09	x	x
El-Ghazaly	x	62.34	64.58	63.45	64.11	63.08
	1	2	3	4	5	6
Hadadi	63.29	64.10	x	64.21	64.53	x
Tammert	62.16	63.91	63.44	64.29	62.79	64.33

In 45 meetings during their career Kanter had managed just two wins against Alekna. In 2007 the great Lithuanian thrower had a 4-0 record versus Kanter and had not lost to anyone since August 2005. Kanter led in round one of the final with 64.89 from Harting and Smith. Harting improved in round two to 65.59, with Kanter throwing 65.37 in response. The Estonian then launched the platter out to 68.94 to settle matters, and Smith, throwing next, moved into silver position with

66.42. Alekna, who was favouring a knee injury, reached 65.24 in the same round. The surprising Harting moved past Smith in the penultimate round with 66.68. Kanter in relaxed mode in the final round, having already won, had another big throw – 68.84 – to round out his first major championship win.

Qualifying round (64.50 or top 12 to final) (Aug 26)

Group A qualifiers: Kanter 67.45; Smith 66.60; Kövágó 65.71; Malachowski 63.20; Pestano 63.10; Al-Dosari 62.68

Non-qualifiers: Ian Waltz USA 62.67; Sultan Mubarak Al-Dawoodi KSA 61.23; Vikas Gowda IND 61.22; Bogdan Pishchalnikov RUS 61.13; Frantz Kruger FIN 60.72; Märt Israel EST 60.23; Sergiu Ursu ROU 59.22; Shigeo Hatakeyama JPN 55.71; Ercüment Olgundeniz TUR 54.89

Group B qualifiers: Alekna 66.54; Harting 66.26; Máté 65.13; Tammert 64.41; El-Ghazaly 63.56; Hadadi 62.75

Non-qualifiers: Mikko Kyyrö FIN 62.11; Jarred Rome USA 61.87; Michael Robertson USA 60.39; Hannes Kirchler ITA 60.34; Erik Cadée NED 59.98; Stanislav Nesterovskyy UKR 59.81; Niklas Arrhenius SWE 58.76; Jason Morgan JAM 55.32

DISCUS THROW

Multiple Medallists:

6	Lars Riedel	GER	91-1, 93-1, 95-1, 97-1, 99-3, 01-1
4	Jürgen Schult	GDR/GER	87-1, 93-3, 97-3, 99-2
	Virgilijus Alekna	LTU	97-2, 01-2, 03-1, 05-1
2	Luis Delis	CUB	83-2, 87-3
	Vasily Kaptyukh	BLR	95-3, 03-3
	Michael Möllenbeck	GER	01-3, 05-3
	Gerd Kanter	EST	05-2, 07-1

Most Finals:

8	Riedel	91-1, 93-1, 95-1, 97-1, 99-3, 01-1, 03-4, 05-9
7	Schult	83-5, 87-1, 91-6, 93-3, 95-5, 97-3, 99-2

Most Appearances:

8	Riedel		
7	Schult		
	Kaptyukh	URS/BLR	91-dns, 93-7, 95-3, 97-11, 01-6, 03-3, 05-20Q
	Alekna		95-19Q, 97-2, 99-4, 01-2, 03-1, 05-1, 07-4
	Aleksander Tammert	EST	95-23Q, 97-12, 99-10, 01-16Q, 03-7, 05-4, 07-8

National Placings:

	1	2	3	4	5	6	7	8	Points
GER	6	2	5	3	3	3	-	-	128
LTU	2	2	-	2	1	-	-	-	44
USA	1	1	-	-	4	-	2	2	37
BLR	-	1	2	1	-	1	2	-	31
HUN	-	1	1	1	1	-	1	-	24
EST	1	1	-	1	-	-	1	1	23
CUB	-	1	1	-	-	-	2	1	18
TCH	1	-	1	-	-	-	1	-	16
RUS	-	1	-	1	-	-	-	2	14
NED	-	1	1	-	-	-	-	-	13
URS	-	-	-	-	1	2	1	1	13
RSA	-	-	-	-	-	2	-	1	7
FIN	-	-	-	1	-	-	-	-	5
ROU	-	-	-	1	-	-	-	-	5
UKR	-	-	-	-	1	-	-	-	4
EGY	-	-	-	-	-	1	-	-	3
IRL	-	-	-	-	-	1	-	-	3
NGR	-	-	-	-	-	1	-	-	3
IRI	-	-	-	-	-	-	1	-	2
CAN	-	-	-	-	-	-	-	1	1
ESP	-	-	-	-	-	-	-	1	1
GBR	-	-	-	-	-	-	-	1	1
Totals	11	11	11	11	11	11	11	11	396

Hammer Throw

Helsinki 1983

Final (Aug 9)

1,	Sergey Litvinov	URS	82.68
2,	Yuriy Sedykh	URS	80.94
3,	Zdzislaw Kwasny	POL	79.42
4,	Igor Nikulin	URS	79.34
5,	Günther Rodehau	GDR	77.08

6,	Klaus Ploghaus	FRG	76.96
7,	Karl-Hans Riehm	FRG	76.92
8,	Emanuil Dylgerov	BUL	76.64

9, Juha Tiainen FIN 75.60; 10, Harri Huhtala FIN 75.46; 11, Christoph Sahner FRG 72.86; 12, Roland Steuk GDR 72.10

Series	1	2	3	4	5	6
Litvinov	82.68	82.04	73.54	80.90	80.26	81.84
Sedykh	79.22	79.76	80.64	80.94	78.96	x
Kwasny	77.38	79.42	79.16	76.44	76.40	x
Nikulin	77.86	78.46	x	78.96	79.34	77.74
Rodehau	x	76.04	74.80	77.08	75.36	76.12
Ploghaus	76.96	76.12	75.26	x	76.76	76.94
Riehm	76.92	x	76.70	74.82	73.74	x
Dylgerov	76.22	74.59	76.64	76.12	x	75.38

Everyone was expecting Yuriy Sedykh to continue his winning sequence at major championships which already included two Olympic Games and two European Championships. Instead, the title went to his younger team-mate, the world record holder Sergey Litvinov.

Litvinov won the qualifying round before watching Sedykh open with 79.22. The younger Soviet responded with 82.68 four throws later. Sedykh improved on his next three throws, but could not get near this mark. Meanwhile, Litvinov – previously noted for his inconsistency – produced a marvellous series including two more 81m+ throws. Not only did the “wrong” Soviet win, but the USSR were deprived of their customary medal sweep in this event by the inspired Pole Kwasny. He went into third place after the second round with a personal best of 79.42. Then with the last throw of the contest, Kwasny unleashed 81.54 to overtake Sedykh for the silver medal. However, video footage of the throw showed that the Pole clearly had a rim foul at the front of the circle. After a Soviet protest, the throw was annulled, leaving Kwasny with the bronze. This decision was met with boos from the crowd when it was announced the following day.

Qualifying round (73.50 or top 12 to final) (Aug 8)

Group A qualifiers: Kwasny 75.78; Sedykh 75.52; Tiainen 75.02; Dylgerov 74.74; Ploghaus 74.46; Nikulin 74.06; Steuk 73.68

Non-qualifiers: Frantisek Vrbka TCH 71.72; Bob Weir GBR 71.62; Shigenobu Murofushi JPN 71.42; Ed Burke USA 69.12; Matthew Mileham GBR 67.12; Kjell Bystedt SWE 65.86; Hakim Toumi ALG 65.54; Xie Yingqi CHN 65.54; Declan Hegarty IRL 65.46; Henryk Królak POL NM

Group B qualifiers: Litvinov 78.50; Rodehau 74.86; Riehm 74.56; Huhtala 74.28; Sahner 73.44

Non-qualifiers: Giampaolo Orlando ITA 72.06; Christopher Black GBR 71.18; Mariusz Tomaszewski POL 70.62; Dave McKenzie USA 69.94; Richard Olsen NOR 68.58; John McArdle USA 66.18; Hans Lotz AUS 66.14; Fatmir Bajraktari ALB 64.48; Jiri Chamrad TCH, Ralf Haber GDR & Johann Lindner AUT NM

Rome 1987

Final (Sep 1)

1,	Sergey Litvinov	URS	83.06
2,	Jüri Tamm	URS	80.84
3,	Ralf Haber	GDR	80.76
4,	Christoph Sahner	FRG	80.58
5,	Igor Nikulin	URS	80.18
6,	Heinz Weis	FRG	80.18
7,	Tibor Gécsek	HUN	77.56
8,	Plamen Minev	BUL	77.06

9, Günther Rodehau GDR 76.18; 10, Ivan Tanev BUL 76.00; 11, Walter Ciofani FRA 75.34; 12, Harri Huhtala FIN 74.98

Series	1	2	3	4	5	6
Litvinov	74.76	83.06	80.58	81.50	x	80.64
Tamm	78.38	77.94	x	76.88	78.18	80.84
Haber	x	77.92	78.94	79.18	80.76	78.78
Sahner	72.38	75.80	76.88	77.32	79.50	80.58
	1	2	3	4	5	6
Nikulin	76.62	78.74	79.48	78.18	80.18	80.00
Weis	77.70	79.02	78.36	79.26	80.18	78.76
Gécsek	76.54	75.80	77.34	77.56	74.94	76.94
Minev	75.16	77.06	x	x	x	x

Sergey Litvinov's only disappointment was that his victory was slightly devalued by the absence of Yuriy Sedykh. The defending champion

started the final with a moderate 74.76, but won with his next effort of 83.06.

The battle for the other medals was ferocious. At the halfway point in the competition, Nikulin's 79.48 was second with Weis's 79.02 third. The order stayed the same in the fourth round, but there were fireworks from round five. First, Sahner threw 79.50 to overtake Nikulin by the smallest possible margin. Next to throw, Nikulin responded with 80.18. Weis immediately matched that distance. Both were then overtaken by Haber, who closed the round with 80.76.

In round 6, Tamm threw 80.84 to move from sixth to second. Sahner, who had slipped from second to sixth in the space of one round, moved up again to fourth with his final throw. In all, six men bettered 80m, the most ever.

Qualifying round (76.50 or top 12 to final) (Aug 31)

Group A qualifiers: Litvinov URS 81.78; Ciofani FRA 76.12; Rodehau GDR 76.06; Minev 75.18

Non-qualifiers: Juha Tiainen FIN 75.10; Jud Logan USA 74.80; Kjell Bystedt SWE 74.46; Lucio Serrani ITA 74.00; Jörg Schäfer FRG 73.58; Viktor Apostolov BUL 73.46; Michael Beierl AUT 72.70; Andrés Charadia ARG 63.70; 13, Garret Halpin IRL 63.68

Group B qualifiers: Haber 79.46; Nikulin 78.60; Weis 77.78; Gécsek 77.52; Tamm 77.42; Sahner 77.02; Tanev 76.50; Huhtala 75.64

Non-qualifiers: Tore Gustafsson SWE 73.54; Ken Flax USA 73.36; Francisco Fuentes ESP 69.54; David Smith GBR 68.56; Angus Cooper NZL 63.64

Tokyo 1991

Final (Aug 25)

1,	Yuriy Sedykh	URS	81.70
2,	Igor Astapkovich	URS	80.94
3,	Heinz Weis	GER	80.44
4,	Tibor Gécsek	HUN	78.98
5,	Andrey Abduvaliyev	URS	78.30
6,	Walter Ciofani	FRA	76.48
7,	Ken Flax	USA	75.98
8,	Raphael Piolanti	FRA	73.64

9, Sean Carlin AUS 73.24; 10, Claus Dethloff GER 72.96; 11, Bi Zhong CHN 69.50; 12, Plamen Minev BUL 68.70

Series	1	2	3	4	5	6
Sedykh	81.38	81.70	81.06	80.26	79.28	79.94
Astapkovich	77.52	79.66	x	79.70	80.94	80.90
Weis	78.02	77.70	76.80	79.14	79.60	80.44
Gécsek	77.30	x	75.62	77.16	78.68	78.98
Abduvaliyev	77.86	77.04	78.28	x	78.30	77.86
Ciofani	x	74.46	76.48	75.68	75.68	x
Flax	75.68	75.36	x	75.98	75.34	x
Piolanti	72.78	72.24	73.64	x	72.08	73.44

At 36, Yuriy Sedykh won the only title to have eluded him. On this occasion the world record holder was not favourite. Igor Astapkovich was expected to add the World title to his European gold of 1990. The qualifying round was led by a third Soviet, Andrey Abduvaliyev (80.36).

In the final, Sedykh, throwing first, outclassed everyone with 81.38. He followed this with throws of 81.70, 81.06 and 80.26. No-one else got further than 80m until a determined Astapkovich managed 80.94 in the fifth. Weis, unlucky to miss a medal in 1987, confirmed his third place with 80.44 on the last throw of the contest. Abduvaliyev could not match his qualifying form, and the USSR lost its final chance for a World Championship medal sweep.

The winner said he had no plans to retire. “For the past 24 years, all my good memories are connected with this sport. As long as I have the ambition and desire, I’ll keep competing for the time being. This is such enjoyment. I was expecting a medal but not that kind of medal.”

Qualifying round (75.50 or top 12 to final) (Aug 25)

Group A qualifiers: Abduvaliyev 80.36; Astapkovich 79.06; Gécsek 75.68; Piolanti 74.92; Carlin 74.90; Dethloff 73.54

Non-qualifiers: Lance Deal USA 72.90; Ivan Tanev BUL 72.52; Enrico Sgrulletti ITA 72.40; Paul Head GBR 68.52; Kjell Bystedt SWE 67.20; Guillermo Guzmán MEX 66.80; Andres Charadia ARG 66.52

Group B qualifiers: Sedykh 77.96; Minev 75.08; Ciofani 74.74; Weis 74.40; Flax 73.26; Bi 73.24

Non-qualifiers: Johann Lindner AUT 72.90; Imre Szitas HUN 71.92; Savas Saritzoglou GRE 70.60; Jud Logan USA 70.04; Angus Cooper NZL 68.48; Ajjet Toska ALB 67.26; Cherif Farouk El Hennawi EGY 57.26; James Wong Tuck Yim SIN 46.04

Stuttgart 1993

Final (Aug 15)

1, Andrey Abduvaliyev	TJK	81.64
2, Igor Astapkovich	BLR	79.88
3, Tibor Gécsek	HUN	79.54
4, Sergey Alay	BLR	79.02
5, Vasilij Sidorenko	RUS	78.86
6, Aleksandr Seleznyov	RUS	78.58
7, Sergey Litvinov	RUS	78.56
8, Christophe Epalle	FRA	76.22

9, Lance Deal USA 76.20; 10, Raphaël Piolanti FRA 75.88; 11, Vadim Kolesnik UKR 73.08; Andrey Skvaruk UKR NM

Series	1	2	3	4	5	6
Abduvaliyev	78.08	x	78.02	81.64	x	80.56
Astapkovich	77.54	x	x	79.88	79.48	79.16
Gécsek	73.34	x	76.80	79.54	73.84	x
Alay	71.42	76.56	77.12	x	77.40	79.02
Sidorenko	x	76.82	76.62	77.12	78.86	77.36
Seleznyov	76.48	78.58	76.34	x	x	75.28
Litvinov	78.56	x	x	75.02	76.56	x
Epalle	76.22	x	75.90	x	x	75.04

The former USSR republics accounted for eight of the 12 finalists. These included the two-time former champion Litvinov. His opening throw held up for the bronze medal at the halfway point, but he dropped to seventh thereafter. Once again, Astapkovich was the favourite. But as he had in the Olympic Games, Abduvaliyev beat him when it mattered to become the first Asian men's World Champion. His winning throw of 81.64 was also an Asian record – though not a national record, as that had been set in 1990 when Tajikistan was part of the USSR.

“My best throw was the best one from the technical point of view. My coach, Anatoliy Bondarchuk, who is now coaching in Portugal, phoned me to say ‘You know what to do.’”

The winning throw came in the sixth round, and the two other medal-winning efforts came with the very next two throws from Astapkovich and Gécsek, who had earlier produced a foul in excess of 80m.

Qualifying round (76.50 or top 12 to final) (Aug 14)

Group A qualifiers: Abduvaliyev 77.22; Seleznyov 77.12; Skvaruk 75.54; Piolanti 75.34; Alay 75.34; Sidorenko 74.40

Non-qualifiers: Pavel Sedlacek CZE 73.90; Tore Gustafsson SWE 71.88; Karsten Kobs GER 71.82; Savvas Saritzoglou GRE 71.76; Johann Lindner AUT 71.46; Jim Driscoll USA 69.40; Paul Head GBR 68.88; James Wong Tuck Yim SIN 49.14

Group B qualifiers: Litvinov 77.96; Gécsek 77.82; Deal 77.14; Astapkovich 76.82; Epalle 74.74; Kolesnik 74.36

Non-qualifiers: Walter Ciofani FRA 73.36; Alberto Sanchez CUB 71.00; Marko Wahlman FIN 69.62; Andres Charadia ARG 68.48; Iosif Shaverdashvili GEO 68.26; Guillermo Guzman MEX 67.30; Hakim Toumi ALG 66.16; Enrico Sgrulletti ITA 63.58

Gothenburg 1995

Final (Aug 6)

1, Andrey Abduvaliyev	TJK	81.56
2, Igor Astapkovich	BLR	81.10
3, Tibor Gécsek	HUN	80.98
4, Balázs Kiss	HUN	79.02
5, Lance Deal	USA	78.66
6, Sergey Alay	BLR	76.66
7, Ilya Kononov	RUS	76.50
8, Aleksandr Seleznyov	RUS	76.18

9, Raphaël Piolanti FRA 75.98; 10, Aleksey Krykun UKR 75.52; 11, Vadim Kolesnik UKR 75.18; 12, Marko Wahlman FIN 73.02

Series	1	2	3	4	5	6
Abduvaliyev	77.68	79.10	78.22	80.12	79.00	81.56
Astapkovich	x	79.02	79.98	81.10	80.58	80.26

	1	2	3	4	5	6
Gécsek	79.20	80.40	77.94	80.98	x	x
Kiss	79.02	77.84	78.70	78.18	77.46	x
Deal	x	73.12	76.24	77.86	78.12	78.66
Alay	74.26	75.68	76.66	71.84	75.38	75.74
Kononov	75.84	75.52	76.50	x	72.46	76.46
Seleznyov	76.18	x	x	x	x	72.02

Uniquely, the medal distribution was the same as it had been at the previous World Championships. And for the third successive global championship, Abduvaliyev upset the form books by beating Astapkovich. He did it in the final round, before which he was only third.

“I had only four meetings before Gothenburg,” said Abduvaliyev, “so I wasn’t sure of my form.”

Astapkovich, three times world and once Olympic silver medallist said: “I must be the record holder for 2nd places in big championships.”

Qualifying round (76.50 or top 12 to final) (Aug 5)

Group A qualifiers: Astapkovich 79.12; Deal 76.70; Gécsek 76.64; Seleznyov 76.16; Kononov 75.58; Krykun 74.48

Non-qualifiers: Enrico Sgrulletti ITA 72.60; Plamen Minev BUL 72.60; Per Karlsson SWE 72.48; Mika Laaksonen FIN 72.20; Szymon Ziolkowski POL 71.84; Zoltán Fabian HUN 71.06; Gilles Dupray FRA 70.46; Claus Dethloff GER 69.64; José Manuel Pérez ESP 68.42; Pavel Sedlacek CZE 67.94; Peter Vivian GBR 67.28; Vitaliy Khozhatylov UZB 66.46; Waleed Al-Bekheet KUW 61.50; Agustin Jarina PHI 49.98; Christos Polychroniou GRE NM; Heinz Weis GER DNS

Group B qualifiers: Abduvaliyev 79.18; Kiss 78.04; Piolanti 76.26; Alay 75.36; Kolesnik 74.86; Wahlman 74.60

Non-qualifiers: Tore Gustafsson SWE 74.44; Sean Carlin AUS 73.86; Christophe Epalle FRA 73.62; Karsten Kobs GER 72.96; Jüri Tamm EST 72.66; Vasilij Sidorenko RUS 71.78; Lasse Akselin FIN 70.82; Kevin McMahon USA 69.14; Jan Bielecki DEN 68.80; Hakim Toumi ALG 68.36; Roman Linscheid IRL 68.34; Koji Murofushi JPN 67.06; Andrés Charadia ARG 66.34; Cherif El Hennawi EGY 65.66; Brentt Jones NFI 50.52; Alberto Sánchez CUB NM

Athens 1997

Final (Aug 3)

1, Heinz Weis	GER	81.78
2, Andrey Skvaruk	UKR	81.46
3, Vasilij Sidorenko	RUS	80.76
4, Balázs Kiss	HUN	79.96
5, Igor Astapkovich	BLR	79.70
6, Ilya Kononov	RUS	78.68
7, Vadim Khersontsev	RUS	77.42
8, Aleksey Krykun	UKR	77.14

9, Karsten Kobs GER 76.12; 10, Koji Murofushi JPN 74.82; 11, Rafaël Piolanti FRA 74.08; Ivan Tikhon BLR NM

Series	1	2	3	4	5	6
Weis	x	77.54	80.24	80.52	81.14	81.78
Skvaruk	76.88	76.94	x	78.04	x	81.46
Sidorenko	78.26	79.10	79.80	80.38	80.76	78.32
Kiss	77.86	78.32	x	79.32	79.96	79.28
Astapkovich	x	x	78.12	79.70	77.94	78.72
Kononov	75.18	76.60	76.46	77.36	78.12	78.68
Khersontsev	76.24	77.42	77.00	x	x	x
Krykun	75.02	76.44	75.26	76.62	77.14	76.76

For the first time the title went to an athlete who did not represent the Soviet Union or one of its former constituent republics. Abduvaliyev, who placed fifth in 1991 for the USSR and was champion in 1993 and 1995 in the colours of Tajikistan, was making his international début for Uzbekistan but he met with disaster in the qualifying round and failed to reach the final. The qualification was led by Olympic Champion Kiss but he was unable to duplicate that 80m+ form in the final, which developed into a fascinating three-way battle.

Weis, the 1991 bronze medallist, was the first to throw over 80m (80.24 in round 3) but in the next round European champion Sidorenko threw 80.38 – only for Weis to respond immediately with 80.52. Sidorenko regained the lead in round 5 with 80.76 but again was trumped by Weis’s 81.14. This exhilarating contest was not yet over, for with his final throw Skvaruk – previously languishing in sixth place with 78.04 – shot into the lead with 81.46. Sidorenko fell short but Weis was not to be denied: roaring the implement on, it landed at 81.78 and Germany had won its first global hammer title since the 1936 Olympics.

Qualifying Round (76.50 or top 12 to final) (Aug 2)

Group A qualifiers: Sidorenko 77.94; Skvaruk 77.94; Weis 77.12; Piolanti 76.12; Krykun 75.32; Murofushi 75.28

Non-qualifiers: Holger Klose GER 75.16; Andrey Abduvaliyev UZB 74.96; Stuart Rendell AUS 74.28; Pavel Sedláček CZE 73.94; Alexandros Papadimitriou GRE 73.92; Marko Wahlman FIN 73.60; Nicola Vizzoni ITA 73.42; Kevin McMahon USA 72.42; Jud Logan USA 71.92; Zsolt Németh HUN 71.80; Maciej Palyszko POL 71.54; David Chaussinand FRA 71.20; Aleksandr Krasko BLR 70.84; Nikos Yentekos GRE 67.36; Brentt Jones NFI 53.04; Enrique Reina HON 47.92

Group B qualifiers: Kiss 80.46; Astapkovich 77.96; Khersontsev 76.44; Konovalov 76.36; Kobs 76.20; Tikhon 75.74

Non-qualifiers: Vadim Kolesnik UKR 75.16; Enrico Sgrulletti ITA 74.70; Jan Bielecki DEN 73.82; Zoltán Fábrián HUN 72.12; Hristos Polyhroniou GRE 71.56; David Popejoy USA 71.52; Loris Paoluzzi ITA 71.50; David Smith GBR 70.94; Vladimir Maska CZE 70.50; Vitor Costa POR 70.04; Hakim Toumi ALG 68.32; Roman Linscheid IRL 67.96; Eduardo Acuña PER 60.14; Naser Al-Husaini KUW & Christoph Épalle FRA NM

Seville 1999**Final (Aug 22)**

1,	Karsten Kobs	GER	80.24
2,	Zsolt Németh	HUN	79.05
3,	Vladislav Piskunov	UKR	79.03
4,	Tibor Gécsek	HUN	78.95
5,	Andrey Skvaruk	UKR	78.80
6,	Hristos Polyhroniou	GRE	78.31
7,	Nicola Vizzoni	ITA	78.31
8,	Vadim Khersontsev	RUS	76.96
9,	Igor Astapkovich	BLR	76.02
10,	Ilya Konovalov	RUS	75.63
11,	Olli-Pekka Karjalainen	FIN	75.59
12,	Vladimir Maska	CZE	75.26

Series	1	2	3	4	5	6
Kobs	80.24	78.87	79.90	x	79.12	78.00
Németh	74.52	76.15	x	x	77.72	79.05
Piskunov	77.38	77.94	77.92	77.25	79.03	76.39
Gécsek	x	x	78.16	x	78.95	74.77
Skvaruk	78.80	77.35	77.14	77.87	x	x
Polyhroniou	76.43	78.31	x	77.01	77.15	76.84
Vizzoni	76.54	77.07	74.89	74.76	78.31	x
Khersontsev	76.17	76.73	x	76.96	76.30	74.05

There was carnage in the qualifying round, the victims including title holder Weis, Olympic gold and silver medallists Kiss and Deal, and former world and Olympic Champion Abduvaliyev. Even without Kiss, Hungary must have felt confident of securing two medals but had to settle for one as Gécsek, with seven contests over 80m that season, fell short when it counted most. The very first throw, 80.24 by 1999 world leader Kobs, was never bettered.

At the midway point Skvaruk was second but he was overtaken first by Piskunov, using five turns, and then by Gécsek in round 5. Németh had barely qualified for the top eight throwers, but advanced to sixth in the fifth round and then snatched the silver in the last round, as he knocked his compatriot Gécsek out of the medals. Kobs achieved the three best throws in the final and celebrated with a spectacular dive into the steeplechase water jump.

Qualifying round (78.50 or top 12 to final) (Aug 21)

Group A qualifiers: Kobs 78.91; Németh 77.56; Piskunov 76.99; Karjalainen 75.89; Vizzoni 75.81; Khersontsev 75.42

Non-qualifiers: Lance Deal USA 75.29; Andrey Abduvaliyev UZB 75.12; Vasily Sidorenko RUS 74.85; Balázs Kiss HUN 74.61; Raphaël Piolanti FRA 74.23; Szymon Ziolkowski POL 74.12; András Haklits CRO 73.28; Aléxandros Papadimitriou GRE 72.97; Pavel Sedláček CZE 72.63; Chris Harmse RSA 71.57; Libor Charfreitag SVK 70.20; Stuart Rendell AUS 67.55; Holger Klose GER NM

Group B qualifiers: Astapkovich 77.75; Skvaruk 77.42; Gécsek 77.27; Polyhroniou 76.82; Maska 75.78; Konovalov 75.72

Non-qualifiers: Koji Murofushi JPN 75.18; Marko Wahlman FIN 75.04; Heinz Weis GER 74.71; Kevin McMahon USA 74.62; Loris Paoluzzi ITA 74.26; David Chaussinand FRA 74.02; Gilles Dupray FRA 73.32; Maciej Palyszko POL 72.05; Juan Cerra ARG 71.24; Vitor Costa POR 69.28; Paddy McGrath IRL 68.96; Vadim Kolesnik UKR 68.14; Nikolay Davydov KGZ 66.87

Edmonton 2001**Final (Aug 4)**

1,	Szymon Ziolkowski	POL	83.38
2,	Koji Murofushi	JPN	82.92

3,	Ilya Konovalov	RUS	80.27
4,	Nicola Vizzoni	ITA	80.13
5,	Andrey Skvaruk	UKR	79.93
6,	Balázs Kiss	HUN	79.75
7,	Igor Astapkovich	BLR	79.72
8,	Tibor Gécsek	HUN	79.34
9,	Adrián Annus	HUN	78.10
10,	Olli-Pekka Karjalainen	FIN	76.76
11,	Maciej Palyszko	POL	75.94
12,	Nicolas Figère	FRA	75.36

Series	1	2	3	4	5	6
Ziolkowski	81.88	79.69	x	80.32	83.38	80.39
Murofushi	79.91	82.46	81.95	81.43	82.92	82.61
Konovalov	80.27	79.42	79.09	78.94	76.26	x
Vizzoni	79.12	72.42	78.46	x	80.13	x
Skvaruk	77.95	x	79.93	x	x	x
Kiss	79.22	78.44	x	79.75	79.54	x
Astapkovich	x	78.35	79.20	79.72	78.57	x
Gécsek	78.15	x	x	78.24	76.86	79.34

Olympic Champion Ziolkowski and world leader Murofushi staged an exciting battle. First the Polish team captain led with 81.88, then his Japanese rival went ahead in round 2 with 82.46. That remained the longest effort until the end of round 5, when Ziolkowski managed 83.38, a personal best and championship record. Murofushi – whose father Shigenobu was 10th in the 1972 Olympics – was next to throw and got near with 82.92. Neither man improved in the final round.

Qualifying round (79.50 or top 12 (q) to final) (Aug 4)

Group A qualifiers: Ziolkowski 81.85; Kiss 79.60; Figère 79.09; Annus 78.57

Non-qualifiers: Vladislav Piskunov UKR 76.34; Sergey Kirmasov RUS 75.79; Aléxandros Papadimitriou GRE 75.63; Kevin McMahon USA 75.62; Stuart Rendell AUS 75.00; Loris Paoluzzi ITA 74.75; Aleksey Krykun UKR 74.43; Ivan Tikhon BLR 74.43; Mick Jones GBR 73.31; Miloslav Konopka SVK 72.14; Juan Cerra ARG 70.70; Karsten Kobs GER DNS

Group B qualifiers: Gécsek 79.29; Karjalainen 78.82; Skvaruk 78.80; Konovalov 78.67; Vizzoni 78.66; Murofushi 78.06; Astapkovich 76.99; Palyszko 76.72

Non-qualifiers: David Chaussinand FRA 76.66; Libor Charfreitag SVK 75.29; Vasily Sidorenko RUS 74.56; Vladimir Maska CZE 74.20; Holger Klose GER 74.02; Hristos Polyhroniou GRE 73.79; Bengt Johansson SWE 70.16; Dylan Armstrong CAN 63.89

Paris 2003**Final (Aug 25)**

1,	Ivan Tikhon	BLR	83.05
2,	Adrián Annus	HUN	80.36
3,	Koji Murofushi	JPN	80.12
4,	Andrey Skvaruk	UKR	79.68
5,	Primoz Kozmus	SLO	79.68
6,	Ilya Konovalov	RUS	78.55
7,	Vadim Devyatovskiy	BLR	78.13
8,	Aléxandros Papadimitriou	GRE	77.79
9,	Miloslav Konopka	SVK	75.86
10,	Stuart Rendell	AUS	75.72
11,	Nicolas Figère	FRA	74.06
12,	Igor Astapkovich	BLR	NM

Series	1	2	3	4	5	6
Tikhon	x	80.69	81.77	x	x	83.05
Annus	77.26	78.48	79.22	79.01	78.49	80.36
Murofushi	79.87	78.64	79.99	79.91	80.12	79.07
Skvaruk	78.80	79.68	77.70	x	x	x
Kozmus	78.16	x	78.00	74.76	78.72	79.68
Konovalov	76.49	x	76.06	76.81	76.10	78.55
Devyatovskiy	78.13	76.81	77.63	x	73.99	x
Papadimitriou	75.62	77.79	77.05	7.70	x	75.62

The three-time silver medallist Astapkovich won the qualifying round at 79.66. In the final he had three no-throws, but Belarus still provided the champion in Tikhon, whose greatest previous honour had been a close fourth place at the Sydney Olympics.

Tikhon's entry form for Paris revealed that he had thrown a personal best of 84.34 in Minsk on August 8. Murofushi had an even better seasonal best (84.86), but was hampered with an elbow injury. It was the Japanese who led after round one with 79.97 though Tikhon had a foul throw which landed further than that. In the second round the Belarussian – coached by former champion Sergey Litvinov – clicked with 80.69. That would have been enough for victory, yet the 27 year old progressed to 81.77 in the third and 83.05 in the sixth. "I dedicate this victory to my son," said the winner.

Qualifying round (78.00 or top 12 to final) (Aug 23)

Group A qualifiers: Astapkovich 79.66; Murofushi 79.45; Kononov 78.45; Kozmus 78.10; Papadimitriou 77.53; Figère 76.79

Non-qualifiers: Libor Charfreitag SVK 76.52; Olli-Pekka Karjalainen FIN 76.20; Nicola Vizzoni ITA 75.76; Maciej Palyszko POL 75.42; Péter Botfa HUN 74.75; Sergey Kirmasov RUS 74.17; Aleksandr Krykun UKR 73.58

Group B qualifiers: Tikhon 79.64; Skvaruk 78.50; Annus 78.20; Devyatovskiy 78.12; Konopka 76.58; Rendell 76.56

Non-qualifiers: Vladislav Piskunov UKR 75.65; Karsten Kobs GER 75.55; Aleksey Zagorniy RUS 73.30; Christophe Épalle FRA 72.82; Juan Ignacio Cerra ARG 72.70; Wojciech Kondratowicz POL 70.79

Series	1	2	3	4	5	6
Tikhon	x	x	79.35	x	80.77	83.63
Kozmus	80.68	79.62	82.12	x	x	82.29
Charfreitag	x	80.93	79.10	76.88	81.60	80.48
Devyatovskiy	76.28	80.95	x	81.22	81.57	81.20
Pars	78.29	79.49	79.55	79.63	77.29	80.93
Murofushi	76.94	79.46	80.38	79.56	80.13	80.46
Ziólkowski	79.81	80.09	78.58	79.87	x	77.53
Esser	78.67	79.66	78.37	x	79.19	79.46

Helsinki 2005**Final (Aug 8)**

1, Ivan Tikhon	BLR	83.89
2, Vadim Devyatovski	BLR	82.60
3, Szymon Ziółkowski	POL	79.35
4, Markus Esser	GER	79.16
5, Olli-Pekka Karjalainen	FIN	78.77
6, Ilya Kononov	RUS	78.59
7, Krisztian Pars	HUN	78.03
8, Vadim Khersontsev	RUS	77.59
9, Libor Charfreitag SVK 76.05; 10, Andrey Skvaruk UKR 76.01; 11, Holger Klose GER 74.80; Vladislav Piskunov UKR DQ (r40.1) (74.78)		

Series	1	2	3	4	5	6
Tikhon	x	x	80.97	83.89	x	81.52
Devyatovskiy	78.11	80.45	82.60	x	80.47	82.19
Ziólkowski	78.27	76.44	79.35	77.35	78.39	x
Esser	78.57	79.11	76.88	79.16	77.11	x
Karjalainen	77.05	x	78.55	77.20	x	78.77
Kononov	78.59	76.21	76.60	78.08	78.44	75.36
Pars	76.21	x	77.26	78.03	76.85	x
Khersontsev	76.16	77.59	73.63	76.81	x	72.24

Olympic Champion Murofushi was injured, but would have had his hands full with Tikhon and Devyatovskiy, who with 86.73 and 84.90 headed the list of entrants. The Belarussians led the qualifiers with 79.26 and 81.20 respectively, though Tikhon only progressed with his third and final effort. In the final Esser was the early leader with 78.57 and 79.11, and Devyatovskiy had the first 80m throw (80.45) in round two, with Tikhon answering in the next round with 80.97 – after opening with two fouls. The tall (194/120kg) Devyatovskiy responded with 82.60, which led the more compact (186/110kg) Tikhon to produce a throw of 83.89, a championship record, and beaten in a global championship only by his coach Sergey Litvinov (84.80 at the 1988 Olympics). Tikhon followed Litvinov and Andrey Abduvaliyev as the only men to retain a hammer throw world title.

Qualifying round (77.50 or top 12 to final) (Aug 6)

Group A qualifiers: Devyatovski 81.20; Karjalainen 77.30; Klose 76.47; Khersontsev 75.92; Piskunov DQ (r40.1) (76.04) qualified for final but disqualified in retrospect

Non-qualifiers: Chris Harmse RSA 74.37; A. G. Kruger USA 73.63; Dilshod Nazarov TJK 73.38; Andras Haklits CRO 73.26; Esref Apak TUR 73.04; Miloslav Konopka SVK 72.91; Igor Tugay UKR 70.85; Juan Ignacio Cerra ARG 68.44; Dorian Collaku ALB 58.83; Sergey Kirmasov RUS NM

Group B qualifiers: Tikhon 79.26; Ziółkowski 78.34; Skvaruk 77.21; Pars 78.86; Esser 76.45; Kononov 76.42; Charfreitag 76.30

Non-qualifiers: Aléxandros Papadimitriou GRE 74.99; Lukás Melich CZE 74.53; Ali Mohamed Al-Zinkawi KUW 72.28; James Parker USA 71.95; Mohsen Anani EGY 71.78; Roman Rozna MDA 71.52; Nicola Vizzoni ITA 70.77; Andrei Vorontsov BLR 69.71; Patric Suter SUI 68.54

Osaka 2007**Final (Aug 27)**

1, Ivan Tikhon	BLR	83.63
2, Primoz Kozmus	SLO	82.29
3, Libor Charfreitag	SVK	81.60
4, Vadim Devyatovskiy	BLR	81.57
5, Krisztián Pars	HUN	80.93
6, Koji Murofushi	JPN	80.46
7, Szymon Ziółkowski	POL	80.09
8, Markus Esser	GER	79.66
9, Olli-Pekka Karjalainen FIN 78.35; 10, Miloslav Konopka SVK 78.09; 11, Esref Apak TUR 76.59; 12, Ali Mohamed Al-Zinkawi KUW 76.04		

In 2005 Tikhon had opened the final with two fouls, and in 2007 he did exactly the same. On this occasion he then threw 79.35 to move a metre ahead of Karjalainen for the all-important eighth place. Immediately before Tikhon, Kozmus had thrown 82.12 to overtake Devyatovskiy and Charfreitag. The latter two improved in the next two rounds, the Belarussian with 81.22 and 81.57, and Charfreitag with 81.60. Meanwhile, Tikhon had managed his first 80m throw of the day in round five, with 80.77. The final round saw four of the top eight improve, Pars leading off with 80.93, followed by Murofushi's 80.46. Then came Tikhon. A fast balanced series of turns saw the twice crowned champion hurling the hammer out to 83.63, with television catching Tikhon's exhortations as the implement flew. The throw was the longest of 2007. Kozmus responded magnificently, missing his national record by one centimetre with 82.29.

Qualifying round (77.00 or top 12 to final) (Aug 25)

Group A qualifiers: Charfreitag 80.61; Devyatovskiy 79.30; Pars 79.11; Murofushi 77.25; Apak 75.27

Non-qualifiers: Jim Steacy CAN 74.11; Yevgeniy Vinogradov UKR 73.87; Nicola Vizzoni ITA 73.64; András Haklits CRO 73.04; Mohsen Anani EGY 72.93; David Söderberg FIN 72.45; Dilshod Nazarov TJK 71.70; Dorian Collaku ALB 68.30; Kibwe Johnson USA NM

Group B qualifiers: Konopka 79.83; Ziółkowski 78.90; Kozmus 77.93; Tikhon 77.75; Al-Zinkawi 76.49; Esser 76.36; Karjalainen 76.12

Non-qualifiers: Igors Sokolovs LAT 73.92; A. G. Kruger USA 73.19; Aléxandros Papadimitriou GRE 71.58; Cosmin Sorescu ROU 71.49; Chris Harmse RSA 71.07; Aleksey Zagorniy RUS 70.94; Hiroaki Doi JPN 69.89; Fatih Eryildirim TUR 67.87

HAMMER THROW**Multiple Medallists:**

3 Igor Astapkovich	URS/BLR	91-2, 93-2, 95-2
Ivan Tikhon	BLR	03-1, 05-1, 07-1
2 Sergey Litvinov	URS	83-1, 87-1
Yuriy Sedykh	URS	83-2, 91-1
Heinz Weis	GER	91-3, 97-1
Andrey Abduvaliyev	TJK	93-1, 95-1
Tibor Gécsek	HUN	93-3, 95-3
Koji Murofushi	JPN	01-2, 03-3
Szymon Ziółkowski	POL	01-1, 05-3

Most Finals:

7 Astapkovich		91-2, 93-2, 95-2, 97-5, 99-9, 01-7, 03-nm
6 Gécsek		87-7, 91-4, 93-3, 95-3, 99-4, 01-8
Andrey Skvaruk	UKR	93-nm, 97-2, 99-5, 01-5, 03-4, 05-10
Ilya Kononov	RUS	95-7, 97-6, 99-10, 01-3, 03-6, 05-6

Most Appearances:

7 Astapkovich		
6 Gécsek		
Skvaruk		
Kononov		
Koji Murofushi	JPN	95-35Q, 97-10, 99-14Q, 01-2, 03-3, 07-6
Aléxandros Papadimitriou	GRE	97-19Q, 99-27Q, 01-16Q, 03-8, 05-12Q, 07-22Q
Nicola Vizzoni	ITA	97-22Q, 99-7, 01-4, 03-15Q, 05-25Q, 07-16Q

National Placings:

	1	2	3	4	5	6	7	8	Points
BLR	3	3	-	2	1	1	2	-	66
URS	3	3	-	1	2	-	-	-	58
HUN	-	2	2	4	1	1	2	1	58
GER	2	-	2	2	1	2	1	1	51
RUS	-	-	2	-	1	4	3	3	37
UKR	-	1	1	1	2	-	-	1	27

Hammer Throw, continued									
	1	2	3	4	5	6	7	8	Points
POL	1	-	2	-	-	-	1	-	22
TJK	2	-	-	-	-	-	-	-	16
JPN	-	1	1	-	-	1	-	-	16
SLO	-	1	-	-	1	-	-	-	11
ITA	-	-	-	1	-	-	1	-	7
SVK	-	-	1	-	-	-	-	-	6
USA	-	-	-	-	1	-	1	-	6
FRA	-	-	-	-	-	1	-	2	5
FIN	-	-	-	-	1	-	-	-	4
GRE	-	-	-	-	-	1	-	1	4
BUL	-	-	-	-	-	-	-	2	2
Totals	11	11	11	11	11	11	11	11	396

Series	1	2	3	4	5	6
Räty	79.86	78.08	82.32	76.52	79.44	83.54
Yevsyukov	82.10	80.36	x	x	82.52	80.34
Zelezny	80.56	82.20	79.50	x	79.38	x
Petranoff	75.48	80.46	81.28	x	80.76	x
Shatilo	69.84	81.02	76.84	71.42	x	x
Mizoguchi	80.24	x	77.98	77.26	77.28	77.72
Hill	78.14	79.66	74.72	x	74.64	75.52
Wennlund	72.52	75.68	78.40	76.76	x	77.48

Seppo Räty showed why a Finn should never be underestimated in this event. Only the 10th best qualifier, he had an embarrassing start when he stumbled and dug his javelin in on the runway just before his first throw. After two rounds, Räty lay in seventh place. The lead at this point was held by world record holder Zelezny at 82.20. The Finn took the lead with a magnificent national record of 82.32 in the third. That held up until round five, when Yevsyukov threw 30cm further. Räty had dipped to 76.52 and 79.44 but returned to the lead with 83.54 in the final round. He was arguably the most surprising winner of the championships.

Qualifying round (79.00 or top 12 to final) (Aug 29)

Group A qualifiers: Yevsyukov 81.36; Lefèvre 80.60; Zelezny 79.20; Atwood 78.92; Hill 78.88; Borglund 78.30; Räty 78.22

Non-qualifiers: Antonios Papadimitriou GRE 76.48; Sejad Krdzalic YUG 75.94; Roald Bradstock GBR 75.86; Emil Tsvetanov BUL 75.48; Masami Yoshida JPN 74.90; Juan de la Garza MEX 73.36; Andreas Linden FRG 72.22; Kim Jae-Sang KOR 71.88; Zakayo Malekwa TAN 71.74; Tarak Chaabani TUN 64.66; Bassam Alshater SYR 61.64; Romeo Montanes PHI 58.38

Group B qualifiers: Petranoff 81.26; Mizoguchi 80.58; Ottley 78.64; Shatilo 78.20; Wennlund 77.78

Non-qualifiers: Einar Vilhjálmsson ISL 77.46; Klaus Tafelmeier FRG 76.46; Marek Kaleta URS 76.10; Jyrki Blom FIN 75.74; Sigurdur Einarsson ISL 75.52; Gavin Lovegrove NZL 74.16; Mirosław Witek POL 73.62; Ivan Mustapic YUG 73.34; Justin Arop UGA 71.76; Mark Babich USA 70.76; Fabio de Gaspari ITA 70.76; Zdenek Adamec TCH 70.72; Mike Mahovich CAN 67.64

Javelin Throw

Helsinki 1983

Final (Aug 12)

1, Detlef Michel	GDR	89.48
2, Tom Petranoff	USA	85.60
3, Dainis Kula	URS	85.58
4, Heino Puuste	URS	84.56
5, Per Erling Olsen	NOR	83.54
6, Kenth Eldebrink	SWE	83.28
7, Zdenek Adamec	TCH	81.30
8, Klaus Tafelmeier	FRG	80.42
9, Bob Roggy	USA	79.84;
10, Aimo Aho	FIN	79.34;
11, Rod Ewaliko	USA	77.74;
12, Esa Utrainen	FIN	76.66

Series	1	2	3	4	5	6
Michel	88.96	89.48	88.74	x	x	86.70
Petranoff	80.38	85.60	85.30	x	x	x
Kula	85.58	80.70	82.78	82.42	83.08	x
Puuste	77.84	78.86	84.56	79.00	70.16	81.66
Olsen	x	81.72	83.54	77.60	74.92	x
Eldebrink	83.28	78.84	x	78.94	x	77.26
Adamec	81.30	x	x	x	75.62	x
Tafelmeier	75.06	80.42	x	x	x	x

After beautiful warm weather for the first half of the championships, the conditions were cold and wet for Finland's favourite event. The biggest victim of the conditions was American Petranoff, who had recently improved the world record to 99.48. His best throw in the final was 85.60, but that was good enough for a silver medal, narrowly ahead of Olympic Champion Kula.

The gold went to GDR thrower Michel, who had lost to Petranoff in the USA-GDR match earlier in the summer. He opened with throws of 88.96, 89.48 and 88.74. No-one else could better any of these three marks, especially since the rain became torrential in the second half of the contest. Michel himself did finish in style, with 86.70.

Qualifying round (84.00 or top 12 to final) (Aug 10)

Group A qualifiers: Tafelmeier 88.86; Petranoff 85.68; Utrainen 84.22; Kula 83.16; Ewaliko 82.68; Aho 81.92

Non-qualifiers: Einar Vilhjálmsson ISL 81.72; Zakayo Malekwa TAN 72.92; Trevor Modeste GRN 51.84

Group B qualifiers: Michel 90.40; Roggy 86.16; Puuste 85.86; Eldebrink 85.64; Adamec 84.54; Olsen 83.10

Non-qualifiers: Arto Härkönen FIN 81.42; Michael O'Rourke NZL 75.32; Laslo Babits CAN 74.16

Rome 1987

Final (Aug 30)

1, Seppo Räty	FIN	83.54
2, Viktor Yevsyukov	URS	82.52
3, Jan Zelezny	TCH	82.20
4, Tom Petranoff	USA	81.28
5, Lev Shatilo	URS	81.02
6, Kazuhiro Mizoguchi	JPN	80.24
7, Mick Hill	GBR	79.66
8, Dag Wennlund	SWE	78.40
9, David Ottley	GBR	77.64;
10, Pascal Lefèvre	FRA	77.14;
11, Peter Borglund	SWE	75.46;
12, Duncan Atwood	USA	72.54

Tokyo 1991

Final (Aug 26)

1, Kimmo Kinnunen	FIN	90.82
2, Seppo Räty	FIN	88.12
3, Vladimir Sasimovich	URS	87.08
4, Gavin Lovegrove	NZL	84.24
5, Mick Hill	GBR	84.12
6, Sigurdur Einarsson	ISL	83.46
7, Dag Wennlund	SWE	81.14
8, Patrik Bodén	SWE	78.58
9, Einar Vilhjálmsson	ISL	77.28;
10, Vadim Bavikin	ISR	77.18;
11, Peter Blank	GER	72.62;
12, Raymond Hecht	GER	70.58

Series	1	2	3	4	5	6
Kinnunen	90.82	-	x	82.12	82.74	x
Räty	81.04	81.22	84.14	x	x	88.12
Sasimovich	x	87.08	x	x	x	x
Lovegrove	76.16	75.54	82.30	82.02	x	84.24
Hill	84.12	x	x	x	76.44	79.94
Einarsson	75.76	82.00	83.46	x	81.54	82.60
Wennlund	x	74.26	81.14	75.56	78.02	x
Bodén	74.16	x	78.12	x	73.62	78.58

For the second successive World Championships, Finland provided an unexpected winner. Kinnunen showed he would be a force in the final by smashing his personal best with an 88.48 qualifying throw. Meanwhile, two of the pre-championship favourites – Steve Backley and Jan Zelezny – were eliminated.

It did not take long for the 23-year old Finn to make an impression in the final. In the first round, he became only the third man to exceed 90m with the new specification javelin. Kinnunen sprinted round the track in celebration and passed in round two. Sasimovich, with his only valid throw of the final, set a national record of 87.08 in the second round. In the third, defending champion Räty improved to third place at 84.14, but was pushed out of the medals in the sixth by Lovegrove's 84.24. Kinnunen had returned to back up his monster throw with 82.12 and 82.74. With the last throw in the final, Räty, the world record holder, produced 88.12 to claim the silver.

The winner is the son of 1968 Olympic silver medalist Jorma Kinnunen and the older brother of 1989 European Junior silver medalist Jarkko Kinnunen.

Qualifying round (82.00 or top 12 to final) (Aug 25)

Group A qualifiers: Kinnunen 88.48; Lovegrove 82.08; Vilhjálmsson 80.10

Non-qualifiers: Dmitriy Polyunin URS 78.50; Steve Backley GBR 78.24; Ramón González CUB 77.72; Pascal Lefèvre FRA 77.26; Jan Zelezny TCH 76.26; Ari Pakarinen FIN 76.14; Masami Yoshida JPN 75.96; Dave Stephens USA 75.10; Peter Borglund SWE 74.40; Sejad Krdzalic YUG 73.84; Juan de la Garza MEX 72.84; Viktor Zaytsev URS 72.48; Klaus Tafelmeier GER 72.42; Rodrigo Zelaya CHI 70.70; Angel Mandzhukov BUL 69.78; Julián Sotelo ESP 65.74; Trevor Modeste GRN 62.68

Group B qualifiers: Rätty 87.34; Blank 82.56; Wennlund 82.46; Sasimovich 82.38; Hecht 81.92; Bavikin 81.56; Einarsson 80.60; Bodén 79.64; Hill 79.54

Non-qualifiers: Zhang Lianbiao CHN 78.94; Radoman Scekic YUG 76.10; Sigurdur Matthiasson ISL 76.02; Colin Mackenzie GBR 75.12; Mike Barnett USA 75.02; Tom Pukstys USA 74.72; Kazuhiro Mizoguchi JPN 73.78; Kim Ki-Hun KOR 73.62; Luis Lucumi COL 70.48; Frederick Morgan ASA 66.98; Frans Mahuse INA 66.20; Benjamin Cawicaan PHI 61.38

Stuttgart 1993

Final (Aug 16)

1,	Jan Zelezny	TCH	85.98
2,	Kimmo Kinnunen	FIN	84.78
3,	Mick Hill	GBR	82.96
4,	Steve Backley	GBR	81.80
5,	Ari Pakarinen	FIN	81.08
6,	Dag Wennlund	SWE	80.52
7,	Vladimir Sasimovich	BLR	78.70
8,	Patrik Bodén	SWE	78.00
9,	Tom Pukstys USA 77.92; 10, Terry McHugh IRL 76.22; 11, Milos Steigauf TCH 70.78; Dmitriy Polyunin UZB DQ (r40.1) (83.38)		

Series	1	2	3	4	5	6
Zelezny	81.86	x	x	83.82	85.98	84.62
Kinnunen	77.46	7.68	84.78	x	81.72	82.46
Hill	82.80	80.18	80.08	x	81.48	82.96
Backley	79.78	81.66	79.00	81.16	80.18	81.80
Pakarinen	81.08	76.52	x	x	x	80.44
Wennlund	80.52	75.10	76.54	x	x	x
Sasimovich	75.88	78.70	x	77.34	75.90	75.82
Bodén	75.18	78.00	76.84			

Zelezny – third in 1987 and a non-qualifier in 1991 – finally won a world title despite being well below his best. After opening with 81.86 in the final, the Czech thrower had two bad fouls and was only fourth at halfway. Defending champion Kinnunen was in front followed by Polyunin and Hill. Nobody else could improve in the next two rounds except Zelezny, with throws of 83.82 then 85.98 to take the lead.

Hill, competing in his third world final, improved to 82.96 with his final throw but was now one place outside the medals. Hill's team-mate Backley also improved to consolidate his fifth place. A doping test failure by Polyunin promoted the two Britons to third and fourth places.

Qualifying round (81.00 or top 12 to final) (Aug 15)

Group A qualifiers: Zelezny 83.22; Pakarinen 83.06; Hill 80.78; Kinnunen 78.86; Bodén 78.34; Polyunin DQ (r40.1) (81.04) qualified for final but disqualified in retrospect

Non-qualifiers: Kostas Gatsioudis GRE 76.70; Yuriy Rybin RUS 76.58; Edward Kaminski USA 75.70; Ivan Mustapic CRO 75.64; Colin Mackenzie GBR 75.34; Tom Petranoff RSA 75.26; Marek Kaleta EST 74.80; Sigurdur Einarsson ISL 74.40; Fabio De Gaspari ITA 74.34; Peter Blank GER 74.10; Rodrigo Zelaya CHI 73.26; Dainis Kula LAT 73.18; Lee Wook-Jong KOR 72.04; Radoman Scekic IWP 71.50; Art Skipper USA 68.72; Andrew Currey AUS 66.72; Edgar Baumann PAR 59.82

Group B qualifiers: Pukstys 79.84; Backley 79.64; Wennlund 78.48; McHugh 78.28; Sasimovich 78.24; Steigauf 78.10

Non-qualifiers: Vladimir Ovchinnikov RUS 77.98; Boris Henry GER 77.42; Gavin Lovegrove NZL 77.08; Vadim Bavikin ISR 76.98; Raymond Hecht GER 75.00; Peter Borglund SWE 74.58; Seppo Rätty FIN 74.30; Pascal Lefèvre FRA 73.34; Viktor Zaytsev UZB 73.22; Kenneth Petersen DEN 72.00; Viktor Yevsyukov KAZ 71.12; Vladimir Parfyonov UZB 70.88; Juan de la Garza MEX 70.86; Ambrosi Matiashvili GEO 69.54; Steve Feraday CAN 68.40; Marcis Strobinders LAT 68.38; Ryan Haylock CAY 56.76; Phillip Spies RSA NM

Gothenburg 1995

Final (Aug 13)

1,	Jan Zelezny	CZE	89.58
2,	Steve Backley	GBR	86.30

3,	Boris Henry	GER	86.08
4,	Raymond Hecht	GER	83.30
5,	Dag Wennlund	SWE	82.04
6,	Mick Hill	GBR	81.06
7,	Yuriy Rybin	RUS	81.00
8,	Andreas Linden	GER	80.76
9,	Aki Parviainen FIN 79.58; 10, Andrey Moruyev RUS 79.14; 11, Seppo Rätty FIN 78.76; 12, Harri Hakkarainen FIN 78.16		

Series	1	2	3	4	5	6
Zelezny	80.52	83.02	82.92	88.92	89.06	89.58
Backley	81.10	x	78.30	x	84.92	86.30
Henry	83.10	85.16	84.30	80.36	84.06	86.08
Hecht	83.30	x	82.80	83.02	81.48	81.74
Wennlund	x	78.68	82.04	-	-	-
Hill	79.06	79.88	81.06	x	79.06	x
Rybin	x	75.76	81.00	x	79.54	x
Linden	x	80.76	x	79.72	-	78.16

When Zelezny failed to qualify for the Tokyo final, it was felt that the Czech soldier was a poor competitor in big meetings. Golds at the Barcelona Olympics and in Stuttgart changed that perspective, and another gold in Gothenburg solidified Zelezny's position as one of the all-time greats. The 21 year-old German, Henry, set a short-lived championship record of 87.60 in the qualifying round. Zelezny improved this to 90.12 in the same group.

It was another German, Hecht, who led after the first round in the final with 83.30. Henry went ahead with 85.16 in round 2. At halfway, Zelezny was only third (83.02), but he took control at the end of the fourth round with 88.92. No-one could top that apart from Zelezny himself in the final round. In the meantime, Backley improved to third in the fifth round then silver with his own last throw.

"The big one in round 4 brought relief and then I was sure I was the winner," said Zelezny. It was a miserable final for the Finns: none of their three finalists qualified for three further throws.

Qualifying round (82.00 or top 12 to final) (Aug 11)

Group A qualifiers: Hill 83.54; Linden 80.16; Hecht 79.82; Hakkarainen 79.66

Non-qualifiers: Vladimir Sasimovich BLR 78.94; Vladimir Ovchinnikov RUS 78.28; Patrik Bodén SWE 77.62; Andrew Currey AUS 76.84; Tom Pukstys USA 76.12; Gavin Lovegrove NZL 74.98; Kenneth Petersen DEN 74.22; Phillip Spies RSA 74.06; Ivan Mustapic CRO 73.12; Edgar Baumann PAR 72.90; Viktor Zaytsev UZB 71.08; Aleksandr Fingert ISR 70.94; Kazuhiro Mizoguchi JPN 68.66; Fredy Mahuse INA 68.18; Fernando Palomo ESA 62.90

Group B qualifiers: Zelezny 90.12; Henry 87.60; Moruyev 85.60; Backley 83.20; Rätty 82.42; Rybin 82.14; Parviainen 80.98; Wennlund 79.00

Non-qualifiers: Emeterio González CUB 76.54; Gregor Höglger AUT 76.40; Terry McHugh IRL 74.58; Sigurdur Einarsson ISL 74.10; Vladimir Parfyonov UZB 73.64; Fikret Ozsoy TUR 73.50; Ed Kaminski USA 71.92; Kim Ki-Hoon KOR 70.20; Juan de la Garza MEX 70.20; Donald Sild EST NM

Athens 1997

Final (Aug 5)

1,	Marius Corbett	RSA	88.40
2,	Steve Backley	GBR	86.80
3,	Kóstas Gatsioudis	GRE	86.64
4,	Mick Hill	GBR	86.54
5,	Sergey Makarov	RUS	86.32
6,	Boris Henry	GER	84.54
7,	Emeterio González	CUB	83.56
8,	Aki Parviainen	FIN	82.80
9,	Jan Zelezny CZE 82.04; 10, Gregor Höglger AUT 81.56; 11, Andrey Moruyev RUS 81.38; 12, Patrik Bodén SWE 80.66		

Series	1	2	3	4	5	6
Corbett	76.58	88.40	87.40	83.84	84.54	82.42
Backley	82.94	84.74	x	x	83.20	86.80
Gatsioudis	81.70	86.64	83.98	x	x	-
Hill	84.48	86.54	x	83.64	x	83.04
Makarov	84.56	86.32	84.70	81.94	83.16	84.48
Henry	84.54	78.50	82.90	82.48	83.46	84.42
	1	2	3	4	5	6
González	82.08	82.22	83.56	79.20	x	79.72
Parviainen	75.18	82.80	x	x	x	x

From the start this was a competition of surprises. Supposed medal contenders like Hecht, Pukstys, Rätty and Lovegrove were casualties in

the qualifying round and the final saw a rare fall from grace by two-time champion Zelezny, who finished ninth. The thunderbolt was delivered in the second round when the previously unconsidered Corbett, who had ranked only equal 19th among the 40 entrants with a best of 83.90, astonished himself along with everyone else with an African record throw of 88.40, and proved that was no fluke with an effort just one metre less in the next round. That second round also yielded throws of 86.64 by Gatsioudis and 86.54 (his best for four years) by Hill, which held second and third places until – on his final attempt – a surprisingly subdued Backley moved from fifth into the silver medal position with a throw of 86.80, thereby depriving his close friend Hill of the bronze. The bemused winner, the 1994 world junior champion, remarked: “I thought I might find a big throw in the final, but maybe fourth or fifth. I never thought of gold.”

Qualifying Round (83.00 or top 12 to final) (Aug 3)

Group A qualifiers: Henry 83.42; Gatsioudis 83.32; Hill 82.24; Höglér 81.54; González 80.88; Corbett 80.72; Makarov 80.62

Non-qualifiers: Raymond Hecht GER 79.38; Tom Pukstys USA 78.64; Sami Saksio FIN 76.20; Pål Arne Fagernes NOR 75.66; Eriks Rags LAT 75.06; Roald Bradstock USA 74.92; Nick Nieland GBR 74.52; Firas Al-Mohammed SYR 74.04; Edgar Baumann PAR 72.96; Alex Fingert ISR 69.74; Robert Tersek SLO 69.08; Vladimir Parfyonov UZB 62.48; Posianus Gnemen INA 57.12

Group B qualifiers: Zelezny 83.66; Backley 81.40; Bodén 80.88; Parviainen 80.76; Moruyev 80.30

Non-qualifiers: Terry McHugh IRL 77.90; Vladimir Sasimovich BLR 77.38; Seppo Rätty FIN 77.24; Andreas Linden GER 75.90; Gavin Lovegrove NZL 75.62; Rajmund Kolko POL 74.98; Dimitris Polymerou GRE 74.94; Sergey Voynov UZB 74.32; Juan de la Garza MEX 71.98; Chu Ki-Young KOR 70.84; Bouna Diop SEN 69.66; Pius Bazighe NGR 69.64; Ed Kaminski USA 69.42; Adrian Hatcher AUS 69.18; Roberto Calderao NCA 67.92

Seville 1999

Final (Aug 29)

1,	Aki Parviainen	FIN	89.52
2,	Kóstas Gatsioudís	GRE	89.18
3,	Jan Zelezny	CZE	87.67
4,	Pål Arne Fagernes	NOR	86.24
5,	Raymond Hecht	GER	85.92
6,	Boris Henry	GER	85.43
7,	Emeterio González	CUB	84.32
8,	Steve Backley	GBR	83.84

9, Sergey Makarov RUS 83.20; 10, Eriks Rags LAT 81.64; 11, Harri Haatainen FIN 80.92; 12, Matti Närhi FIN 79.47

Series	1	2	3	4	5	6
Parviainen	81.63	86.08	83.78	85.00	89.52	-
Gatsioudis	89.18	83.35	81.72	81.68	x	87.16
Zelezny	83.60	87.67	x	x	x	-
Fagernes	82.99	86.24	78.98	81.74	x	x
Hecht	85.92	85.24	x	79.23	79.01	81.38
Henry	83.28	83.38	83.67	82.98	85.43	x
González	76.41	83.00	84.32	78.38	81.97	78.55
Backley	83.84	82.60	81.20	x	x	x

A long opening throw can often destroy the opposition and when the favourite, Gatsioudis, began with 89.18 it looked as though Greece could celebrate a men's as well as women's javelin champion. Far behind, Parviainen moved into second at the start of round 2, to be quickly replaced by Fagernes with a Norwegian record of 86.24, but later in the round Zelezny continued a brilliant comeback by overtaking everyone but Gatsioudis with 87.67. That's how it remained until, in the fifth round, Parviainen came up with a throw which thrust him into the heavily populated ranks of Finnish javelin greats. Second to Zelezny on the all-time list, with 93.09 in 1999, but lacking any medals since winning the 1992 world junior title, he hurled the spear 89.52 to become the eleventh Finn to capture a world or Olympic javelin crown!

In eighth place Backley, hampered by a knee injury, ended a five-year sequence of winning a medal in every major championship, while defending champion Corbett failed to reach the final.

Qualifying round (83.50 or top 12 to final) (Aug 27)

Group A qualifiers: Zelezny 84.31; Hecht 83.41; Parviainen 82.84; Haatainen 81.83; Backley 81.68; Rags 81.61

Non-qualifiers: Vladimir Sasimovich BLR 80.18; Dariusz Trafas POL 78.43; Sergey Voynov UZB 77.35; Terry McHugh IRL 77.23; Andrew Currey AUS 76.34; Marius Corbett RSA 76.34; Patrik Bodén SWE 75.66; Ali Al-Jadani KSA 72.19; Tom Pukstys USA DNS

Group B qualifiers: Gatsioudís 87.97; Närhi 85.05; Henry 83.35; González 82.86; Makarov 82.25; Fagernes 81.74

Non-qualifiers: Peter Blank GER 80.89; Mick Hill GBR 80.75; Arunas Jurksas LTU 79.56; Li Rongxiang CHN 79.24; Gregor Höglér AUT 75.94; Johan Kloeck BEL 74.87; Yu Nam-Sung KOR 72.87; Nick Nieland GBR 72.12; Nery Kennedy PAR 71.74

Edmonton 2001

Final (Aug 12)

1,	Jan Zelezny	CZE	92.80
2,	Aki Parviainen	FIN	91.31
3,	Kóstas Gatsioudís	GRE	89.95
4,	Breaux Greer	USA	87.00
5,	Raymond Hecht	GER	86.46
6,	Boris Henry	GER	85.52
7,	Sergey Makarov	RUS	83.64
8,	Eriks Rags	LAT	82.82

9, Li Rongxiang CHN 81.80; 10, Aleksandr Ivanov RUS 80.56; 11, Valdemars Lusiš LAT 79.70; 12, Mick Hill GBR 77.81

Series	1	2	3	4	5	6
Zelezny	81.76	92.80	89.45	x	87.28	x
Parviainen	91.31	x	x	x	x	x
Gatsioudis	x	88.39	87.54	89.95	x	x
Greer	87.00	85.61	x	x	x	x
Hecht	80.61	80.24	86.46	x	81.59	x
Henry	80.70	85.52	84.52	x	85.51	85.33
Makarov	83.64	78.59	x	x	-	-
Rags	77.83	79.56	82.82	x	79.56	x

This was the last of the four men's throws in Edmonton, and the third in which the championship record was beaten. In fact it fell three times. In the qualifying round, 35 year-old Jan Zelezny reached 90.76 to confirm he was ready to regain his title at his seventh championships. One who did not qualify was two-time silver medallist Steve Backley, though his compatriot Mick Hill, another veteran from Rome 1987, reached his sixth final, while defending champion Parviainen scraped through in 11th place.

Surprisingly, Zelezny's new meeting record did not survive the first round of the final, because Parviainen opened with 91.31. In any other javelin competition, this would have been a winner but in round 2 Zelezny's spear went out to 92.80. Gatsioudis won his third successive world medal, a bronze.

Qualifying round (84.00 or top 12 to final) (Aug 10)

Group A qualifiers: Gatsioudís 87.81; Hecht 84.90; Rags 84.13; Ivanov 83.18; Li 81.78

Non-qualifiers: Steve Backley GBR 81.50; Harri Haatainen FIN 81.43; Dariusz Trafas POL 81.38; Peter Blank GER 80.96; Emeterio González CUB 79.71; Tom Pukstys USA 78.10; Vadim Bavikin ISR 77.91; Sergey Voynov UZB 76.77; Matti Närhi FIN NM

Group B qualifiers: Zelezny 90.76; Henry 86.53; Hill 84.88; Greer 83.60; Makarov 82.92; Lusiš 81.85; Parviainen 81.82

Non-qualifiers: Scott Russell CAN 81.66; Juha Laukkanen FIN 78.28; Nick Nieland GBR 78.02; Terry McHugh IRL 75.49; Marc van Mensel BEL 71.89; Andreas Thorkildsen NOR 68.41

Paris 2003

Final (Aug 31)

1,	Sergey Makarov	RUS	85.44
2,	Andrus Värnik	EST	85.17
3,	Boris Henry	GER	84.74
4,	Jan Zelezny	CZE	84.09
5,	Aki Parviainen	FIN	83.05
6,	Christian Nicolay	GER	81.77
7,	Miroslav Guzdek	CZE	81.40
8,	Peter Blank	GER	80.34

9, Steve Backley GBR 80.13; 10, Li Rongxiang CHN 78.24; 11, Andreas Thorkildsen NOR 77.75; 12, Aleksandr Ivanov RUS 77.32

Series	1	2	3	4	5	6
Makarov	85.44	x	x	82.72	82.11	85.31
Värnik	85.17	x	x	81.98	x	80.51
Henry	84.74	82.41	83.32	x	82.14	83.44
Zelezny	82.98	x	84.09	x	x	81.24
Parviainen	83.05	76.63	79.90	75.79	x	77.78
Nicolay	80.85	81.77	x	80.60	x	81.26
Guzdek	77.99	81.40	x	75.67	77.32	78.54
Blank	80.34	x	76.29	x	79.39	78.43

Jan Zelezny made history by becoming the first athlete to compete at eight World Championships, but he was out of the medals this time even though the distances thrown were unspectacular. Each of the first seven throws in the final produced a new leader, and ultimately all the medal-winning throws came in the first round; first Henry 84.74, then Värnik 85.17 and Makarov 85.44. Zelezny moved from sixth to fourth with 84.09 in the third. The angle of the winning throw was measured at 39.8°, the steepest of Makarov's six tries. His father Aleksandr Makarov was the silver medallist in the 1980 Olympic javelin, while his wife Oksana was herself a world finalist in 1997 and 1999.

Qualifying round (81.00 or top 12 to final) (Aug 29)

Group A qualifiers: Henry 83.43; Makarov 82.22; Li 81.76; Värnik 81.11; Backley 80.23; Parviainen 78.91; Guzdek 77.24

Non-qualifiers: Voldemars Lusis LAT 75.15; Gergely Horváth HUN 74.76; Isbel Luaces CUB 74.07; Nery Kennedy PAR 68.83

Group B qualifiers: Zelezny 82.88; Nicolay 80.54; Thorkildsen 79.44; Ivanov 79.26; Blank 78.48

Non-qualifiers: Vadim Bavikin ISR 77.06; Breau Greer USA 76.82; Sergey Voynov UZB 76.66; Emeterio González CUB 76.18; Eriks Rags LAT 75.72

Helsinki 2005

Final (Aug 10)

1, Andrus Värnik	EST	87.17
2, Andreas Thorkildsen	NOR	86.18
3, Sergey Makarov	RUS	83.54
4, Tero Pitkämäki	FIN	81.27
5, Aleksandr Ivanov	RUS	79.14
6, Eriks Rags	LAT	78.77
7, Ainars Kovals	LAT	77.61
8, Mark Frank	GER	77.56

9, Aki Parviainen FIN 74.86; 10, Guillermo Martínez CUB 72.68; 11, Tomas Intas LTU 70.11; 12, Scott Russell CAN 68.59

Series	1	2	3	4	5	6
Värnik	79.06	x	76.47	87.17	85.29	x
Thorkildsen	78.36	81.52	83.41	85.71	86.18	x
Makarov	80.77	83.30	79.95	83.48	82.55	83.54
Pitkämäki	75.44	x	79.64	81.27	x	x
Ivanov	77.93	79.14	x	x	x	77.12
Rags	73.12	78.77	x	x	x	77.34
Kovals	74.05	x	77.61	x	x	x
Frank	75.82	73.19	71.17	x	77.56	x

Three-time winner Jan Zelezny, and top American Breau Greer were missing through injury, leaving Olympic Champion Thorkildsen, and Helsinki-born Pitkämäki as favourites. Reigning champion Makarov led the qualifying round with 85.08 from Pitkämäki (82.21) and Thorkildsen (81.45). Way back at 41.18 was Samoa's Shaka Sola. He was entered for the shot but missed his flight to Helsinki and arrived too late for his main event. The IAAF gave him the choice of competing instead in the 100m or the Javelin. His mark was a national record and he was cheered wildly by the Finnish fans.

Only Makarov, with 80.77, could get over 80m in round one of the final, held in wretched weather. The silvery-haired Russian improved to 83.30 in round two, with only Thorkildsen able to respond by the end of round three, with 83.41. After Pitkämäki finally got over 80m in round four with 81.27, Värnik shocked the crowd with a throw of 87.17. Thorkildsen, ever a fiery competitor, replied with 85.71 and 86.18, but the day belonged to the Estonian. Biomechanical analysis of the event showed that Thorkildsen had the fastest arm of the medallists, reaching an initial velocity of 31.87 metres per second with his best throw compared with 30.83 by Värnik and 30.76 by Makarov.

Qualifying round (81.00 or top 12 to final) (Aug 9)

Group A qualifiers: Makarov 85.08; Thorkildsen 81.45; Parviainen 79.48; Rags 78.79; Martínez 78.37; Frank 77.87; Intas 77.08

Non-qualifiers: Nick Nieland GBR 76.71; Stefan Müller SUI 76.30; Marian Bokor SVK 74.81; Firas Al-Mohammed SYR 72.63; Gergely Horváth HUN 72.33; Francesco Pignata ITA 72.17; Gabriel Wallin SWE 72.04; Oleg Statsenko UKR 64.44; Shaka Sola SAM 41.18

Group B qualifiers: Pitkämäki 82.21; Värnik 80.97; Kovals 80.80; Ivanov 79.65; Russell 79.45

Non-qualifiers: Christian Nicolay GER 76.68; Vadims Vasilevskis LAT 76.16; Lohan Rautenbach RSA 75.94; Li Rongxiang CHN 74.95; Esko Mikkola FIN 72.54; John Hetzendorf USA 70.49; Ronny Nilsen NOR 70.07; Yukifumi Murakami JPN 68.31; Vadim Bavikin ISR 66.74; Dejan Angelovski MKD 58.23

Osaka 2007

Final (Sep 2)

1, Tero Pitkämäki	FIN	90.33
2, Andreas Thorkildsen	NOR	88.61
3, Breau Greer	USA	86.21
4, Vadims Vasilevskis	LAT	85.19
5, Aleksandr Ivanov	RUS	85.18
6, Robert Oosthuizen	RSA	84.52
7, Igor Janik	POL	83.38
8, Tero Järvenpää	FIN	82.10
9, Guillermo Martínez	CUB	82.03
10, Magnus Arvidsson	SWE	81.98
11, Eriks Rags	LAT	80.01
12, Teemu Wirkkala	FIN	78.01

Series	1	2	3	4	5	6
Pitkämäki	81.62	89.16	83.64	87.72	x	90.33
Thorkildsen	82.78	88.61	x	82.80	x	87.33
Greer	x	80.67	84.31	x	86.21	83.81
Vasilevskis	x	85.19	x	77.42	x	x
Ivanov	85.18	84.71	81.42	84.91	81.55	x
Oosthuizen	84.52	79.77	x	79.18	x	x
Janik	79.82	x	83.38	x	-	x
Järvenpää	80.30	79.40	82.10	x	77.30	75.40

The most eagerly awaited field event in Osaka saw 2007's two 91m men – Greer and Pitkämäki – pitted against Olympic champion Thorkildsen. The qualifying was led by Vasilevskis and Greer, but the final was led at the end of round one by Russia's talented Ivanov, with his competition best of 85.18. Pitkämäki, whose style was reminiscent of the 1959 world record setter Al Cantello, launched himself bodily in a dive in throwing 89.16 in round two. He was immediately followed by Vasilevskis (85.19) and Thorkildsen (88.61) who were inspired to their best of the competition. The Finn supported his best throw with 87.76 in round four, and only Greer improved in round five – from sixth to bronze with 86.21. Thorkildsen managed a fine 87.33, and then Pitkämäki, with the gold medal sewn up, produced a beauty of a throw, which landed beyond 90m at 90.33. He thus became the fourth Finnish man to win the world javelin title.

Qualifying round (82.00 or top 12 to final) (Aug 31)

Group A qualifiers: Greer 86.78; Järvenpää 84.35; Arvidsson 84.17; Thorkildsen 82.33; Wirkkala 79.82; Rags 79.79

Non-qualifiers: Hardus Pienaar RSA 79.30; Igor Sukhominov RUS 79.05; Joshua Robinson AUS 78.48; Sergey Makarov RUS 78.22; Stuart Farquhar NZL 78.08; Pablo Pietrobelli ARG 74.81; Stephan Steding GER 74.61; Miroslav Guzdek CZE 74.13; Stefan Müller SUI 71.48; Marko Jänes EST 69.65; Csongor Oltean HUN 64.44

Group B qualifiers: Vasilevskis 87.37; Martínez 82.99; Ivanov 82.42; Oosthuizen 82.06; Janik 80.83; Pitkämäki 80.62

Non-qualifiers: Peter Esenwein GER 79.62; Ainars Kovals LAT 79.42; Qin Qiang CHN 77.71; Yukifumi Murakami JPN 77.63; Jarrod Bannister AUS 77.57; Scott Russell CAN 77.54; Andrus Värnik EST 75.96; Alexon Maximiano BRA 75.15; Victor Fatecha PAR 73.55; Eric Brown USA 73.07; Felix Loretz SUI 71.27; Gabriel Wallin SWE 70.61

JAVELIN THROW

Multiple Medallists:

5 Jan Zelezny	TCH/CZE	87-3, 93-1, 95-1, 99-3, 01-1
3 Kostas Gatsioudis	GRE	97-3, 99-2, 01-3
2 Seppo Rätty	FIN	87-1, 91-2
Kimmo Kinnunen	FIN	91-1, 93-2
Steve Backley	GBR	95-2, 97-2
Boris Henry	GER	95-3, 03-3
Aki Parviainen	FIN	99-1, 01-2
Sergey Makarov	RUS	03-1, 05-3
Andrus Värnik	EST	03-2, 05-1
Andreas Thorkildsen	NOR	05-2, 07-2

National Placings:									
	1	2	3	4	5	6	7	8	Points
FIN	4	3	-	1	2	-	-	2	68
GER	1	-	2	1	2	4	-	4	49
GBR	-	2	1	2	1	1	1	1	40
CZE	3	-	1	1	-	-	1	-	37
RUS	1	-	1	-	3	-	2	-	30
URS	-	1	2	1	1	-	-	-	28
NOR	-	2	-	1	1	-	-	-	23
USA	-	1	1	2	-	-	-	-	23
GRE	-	1	2	-	-	-	-	-	19
EST	1	1	-	-	-	-	-	-	15
SWE	-	-	-	-	1	2	1	3	15
RSA	1	-	-	-	-	1	-	-	11
LAT	-	-	-	1	-	1	1	1	11
TCH	-	-	1	-	-	-	1	-	8
NZL	-	-	-	1	-	-	-	-	5
CUB	-	-	-	-	-	-	2	-	4
ISL	-	-	-	-	-	1	-	-	3
JPN	-	-	-	-	-	1	-	-	3
BLR	-	-	-	-	-	-	1	-	2
POL	-	-	-	-	-	-	1	-	2
Totals	11	11	11	11	11	11	11	11	396

Decathlon Helsinki 1983

(Aug 12/13) 1971/1984

1, Daley Thompson	GBR	8666/8714
2, Jürgen Hingsen	FRG	8561/8599
3, Siegfried Wentz	FRG	8478/8513
4, Uwe Freimuth	GDR	8433/8469
5, Stephan Niklaus	SUI	8212/8207
6, Aleksandr Nevskiy	URS	8201/8176
7, Torsten Voss	GDR	8167/8140
8, Steffen Grummt	GDR	8149/8142

9, Guido Kratschmer FRG 8096/8059; 10, Dariusz Ludwig POL 7982/7957; 11, Trond Skramstad NOR 7827/7775; 12, Robert de Wit NED 7769/7715; 13, Martin Machura TCH 7639/7568; 14, Conny Silfver SWE 7527/7464; 15, Thrainn Hafsteinsson ISL 7356/7277; 16, Josko Vlasic YUG 7329/7261; 17, Angel Díaz GUA 6239/6191; 18, Niulolo Pelesikoti TGA 5332/5278; Harri Sundell FIN DNF (5870/6420); Claudio Escauriza PAR DNF (5630/5367); John Crist USA DNF (4342/4328); Konstantin Akhapkin URS DNF (4054/4078); Grigory Degtyaryov URS DNF (2495/2563); Mark Anderson USA DNF (2200/2254); Ahmed Mahour Bacha ALG DNF (1412/1464)

Olympic Champion Thompson had missed 14 weeks of training with groin and back injuries, and only decided to compete in Helsinki at the last moment – a brave decision considering the opposition would include world record holder Hingsen. Thompson had stated that the speed events had been affected most by his ailments, so when he won the 100m by nearly four metres, a British victory looked highly likely. Hingsen was immediately left with a deficit of 89 points. Thompson followed up with a season's best long jump, while Hingsen was well below his best in the shot and high jump. The tall German won the 400m – narrowly – to end the day 120 points down on Thompson but comfortably ahead of the rest.

The second day started with another danger event for Thompson, the sprint hurdles. Again he exceeded expectations by clocking 14.37, a single hundredth slower than Hingsen. A poor discus by the German lost further ground, and despite pbs in the pole vault and javelin, he would have needed to beat Thompson by 22 seconds in the 1500m for victory. In fact the gap was just eight seconds in Hingsen's favour.

After a brilliant 75.08 javelin throw, another German, Wentz, claimed the bronze medal.

Individual marks:

	100	LJ	SP	HJ	400	110h	DT	PV	JT	1500
Thompson	10.60	7.88	15.35	2.03	48.12	14.37w	44.46	5.10	65.24	4:29.72
Hingsen	10.95	7.75	15.66	2.00	48.08	14.36w	43.30	4.90	67.42	4:21.59
Wentz	10.94	7.24	15.11	2.00	48.09	14.13w	44.98	4.70	75.08	4:28.52
Freimuth	11.05	7.43	15.25	2.00	48.43	14.89w	48.64	4.80	70.48	4:28.61
Niklaus	10.69	7.06	14.88	2.03	48.12	15.06w	48.74	4.20	73.94	4:49.35
Nevskiy	11.07	7.20	14.90	2.00	49.35	14.63w	49.08	4.20	64.50	4:19.90
Voss	10.69	7.48	14.12	2.03	48.02	14.49w	38.10	4.60	60.08	4:31.19
Grummt	11.18	7.26	16.14	1.91	48.97	14.61w	46.98	4.50	64.54	4:32.56
Kratschmer	10.86	7.35	14.99	1.94	48.61	14.29w	46.56	4.60	52.24	4:36.43
Ludwig	11.17	7.29	13.77	2.00	48.84	15.33w	43.90	4.70	62.00	4:26.05
Skramstad	11.20	6.90	13.53	2.00	49.13	14.90	38.18	4.50	59.78	4:18.18
de Wit	11.36	6.70	12.73	1.97	49.46	14.76	42.28	4.60	59.70	4:18.92
Machura	11.17	7.27	14.45	2.00	50.24	16.23	48.08	4.40	54.68	4:56.76
Silfver	11.41	6.64	14.80	1.91	51.55	15.00	41.70	4.40	60.08	4:36.94
Hafsteinsson	11.73	6.53	13.80	1.82	50.47	15.81	48.58	4.10	56.28	4:22.72
Vlasic	11.55	6.99	13.33	1.85	51.01	15.01	39.38	4.00	58.46	4:29.25
Diaz	11.65	6.37	18.98	1.91	52.01	16.15	25.70	3.50	50.90	4:29.42
Pelesikoti	11.80	6.47	10.76	1.67	53.13	16.65	33.70	3.40	NM	5:08.32
Sundell	11.11	7.23	13.95	2.06	49.49	14.72	42.10	4.30	NM	DNS
Escauriza	11.41	6.77	13.23	1.85	52.98	17.77	38.74	4.00	DNS	DNS
Crist	11.42	6.76	12.89	1.88	51.67	DNF	42.02	DNS	DNS	DNS
Akhapkin	11.02	7.44	13.73	1.94	49.43	DNF	DNF	DNS	DNS	DNS
Degtyaryov	11.01	7.41	15.03	NH	DNS	DNS	DNS	DNS	DNS	DNS
Anderson	11.39	6.83	13.61	DNS	DNS	DNS	DNS	DNS	DNS	DNS
Bacha	11.64	6.69	DNS	DNS	DNS	DNS	DNS	DNS	DNS	DNS

Rome 1987

(Sep 3/4)

1, Torsten Voss	GDR	8680
2, Siegfried Wentz	FRG	8461
3, Pavel Tarnovetskiy	URS	8375
4, Christian Plaziat	FRA	8307
5, Christian Schenk	GDR	8304
6, Simon Poelman	NZL	8296
7, Alain Blondel	FRA	8178
8, Aleksandr Nevskiy	URS	8174

9, Daley Thompson GBR 8124; 10, William Motti FRA 8062; 11, Beat Gähwiler SUI 8034; 12, Gary Kinder USA 8030; 13, Rob Muzzio USA 8017; 14, Michael Neugebauer FRG 7733; 15, Mikael Olander SWE 7696; 16, Veroslav Valenta TCH 7574; 17, Lars Warming DEN 7537; 18, Paul Hewlett IVB 6474; Tim Bright USA DNF (6525); Dave Steen CAN DNF (6340); Lee Fu-An TPE DNF (4068); Valter Külvet URS DNF (3996); Pedro da Silva BRA DNF (3790); Petri Keskitalo FIN DNF (3303); Marco Rossi ITA DNF (3160); Jürgen Hingsen FRG DNF (2591); Michael Smith CAN DNF (1591); Robert de Wit NED DNF (1524)

Daley Thompson's nine-year unbeaten run as a decathlete ended when the Briton placed just ninth. Like 1983, Thompson suffered with injuries before the championships. This time, however, he had even less time to prepare and was only in front after the 100m. The lead then passed to the GDR's Voss, who remained on top for the entire contest. The high jump saw the end of Hingsen's hopes of improving on his Helsinki silver. The tall German was carrying an injury and withdrew. The end of the first day was marked by the torrential rain which poured on to the 400m runners. Voss led from Plaziat with Thompson third.

Wentz had the best start to the second day and was a solid second after the discus. Thompson, winning many admirers with his battle, was now fourth and dropping. Wentz – who himself was nursing an achilles problem – lost hope of catching Voss after the GDR athlete cleared 5.10 in the pole vault to open a massive 277-point lead with two events remaining. Tarnovetskiy moved into second spot after the javelin. The top three placings were unchanged by the 1500m.

Individual marks:

	100	LJ	SP	HJ	400	110h	DT	PV	JT	1500
Voss	10.69	7.88	14.98	2.10	47.96	14.13	43.96	5.10	58.02	4:25.93
Wentz	10.78	7.42w	15.57	1.98	48.48	14.06	47.36	4.70	65.28	4:33.70
Tarnovetskiy	11.01	7.43	15.32	2.07	49.22	14.86	47.66	4.90	58.60	4:23.96
Plaziat	10.80	7.76	14.70	2.10	49.63	14.64	44.92	4.80	53.08	4:27.72
Schenk	11.42	7.63	15.30	2.25	51.34	15.03	47.26	4.50	61.42	4:23.55
Poelman	10.83	7.46	15.57	2.04	50.07	14.45	44.28	4.80	58.90	4:28.08
Blondel	11.15	7.47	13.68	1.98	47.91	14.46	42.28	4.90	55.68	4:16.31
Nevskiy	11.13	7.45	15.33	2.04	50.01	15.01	46.42	4.70	60.56	4:29.69
Thompson	10.67	7.52	15.09	2.01	48.61	14.87	45.18	4.80	54.14	4:48.78

3,	Chris Huffins	USA	8547
4,	Sébastien Levicq	FRA	8524
5,	Lev Lobodin	RUS	8494
6,	Wilfrid Boulineau	FRA	8154
7,	Henrik Dagård	SWE	8150
8,	Dan Steele	USA	8130

9, David Mewes GER 8089; 10, Attila Zsivótzky HUN 8019; 11, Oleg Veretelnikov UZB 7853; 12, Indrek Kaseorg EST 7851; 13, Pródromos Korkizoglou GRE 7850; 14, Erki Nool EST 7568; 15, Aki Heikkinen FIN 7536; 16, Francisco Javier Benet ESP 7529; Tom Pappas USA DNF (5895); Chiel Warners NED DNF (5829); Trond Høiby NOR DNF (5506); Roman Sebrle CZE DNF (4621); Klaus Isekenmeier GER DNF (3183); Benjamin Jensen NOR DNF (2391); Thomas Tebbich AUT DNF (2387); Frank Busemann GER DNF (1850); Jón Arnar Magnússon ISL DNF (874)

Defending champion Dvorák started brilliantly with his second fastest 100m and a long jump personal best, but he fell behind his corresponding world record marks in the shot, high jump and 400m to end the day with 4582 as against 4645 during his 8994 score the previous month. The revelation was Britain's 21 year-old Macey, whose personal best had leapt in May from 7480 (when second in the 1996 World Juniors) to 8347. Finishing with a 46.72 400m, astonishing for a man whose best before May was 50.41, he achieved a first day score of 4546 (114 up on his previous highest) for second, ahead of Huffins 4462, Nool 4416 and Lobodin 4356.

Dvorák increased his lead to 113 after a snappy hurdles but Macey was still on a roll as he improved to 14.36. Huffins overtook Macey for second following the discus, and despite overcoming a broken pole and yet raising his best to 4.60 the Briton was back to fourth after eight events. Dvorák, well below form in the vault, led with 7172 but Huffins was close at 7148, followed by Lobodin 7075 and Macey 7008. European Champion Nool failed his opening height. Dvorák scored big points in the javelin, while Macey - reduced to one attempt because of an elbow injury - threw a personal best. Scores after nine events: Dvorák 8063, Huffins 7951, Macey 7807, Lobodin 7785, Levicq 7758. Dvorák's title was safe but the 1500 would decide the other medals. Macey produced yet another pb and jumped to second. Huffins held on to third ahead of Levicq who rose 10 places with an exceptional second day score of 4380.

Individual marks:

	<u>100</u>	<u>LJ</u>	<u>SP</u>	<u>HJ</u>	<u>400</u>	<u>110h</u>	<u>DT</u>	<u>PV</u>	<u>JT</u>	<u>1500</u>
Dvorák	10.60	7.98	16.49	2.00	48.42	13.75	46.26	4.60	70.11	4:39.87
Macey	10.69	7.48	15.14	2.12	46.72	14.35	43.78	4.60	64.03	4:29.31
Huffins	10.43	7.67	15.67	2.00	49.04	13.98	49.48	4.80	64.35	4:53.83
Levicq	11.05	7.52	14.22	2.00	50.13	14.48	44.65	5.50	69.01	4:26.81
Lobodin	10.80	7.40	16.13	2.03	49.23	14.04	47.04	5.10	58.13	4:35.50
Boulineau	11.02	7.35	13.52	2.03	49.75	14.57	43.43	4.80	63.61	4:26.74
Dagård	10.77	7.06	14.95	1.97	47.88	14.35	42.35	4.80	64.77	4:47.99
Steele	10.84	6.75	14.12	1.91	47.04	14.50	50.35	4.50	65.50	4:38.03
Mewes	11.25	7.43	14.87	2.03	49.87	14.63	44.49	4.60	63.04	4:35.97
Zsivótzky	11.22	7.05	14.05	2.12	48.56	15.24	42.64	4.60	60.36	4:24.59
Veretelnikov	10.98	7.10	13.85	1.85	48.92	14.89	42.12	4.60	64.43	4:32.18
Kaseorg	11.34	7.03	14.03	1.91	49.28	14.56	43.30	4.80	64.38	4:44.07
Korkizoglou	10.68	7.08	14.73	2.03	49.10	14.44	43.16	4.90	54.97	5:23.02
Nool	10.72	7.85	14.23	1.97	47.13	14.47	43.12	NH	70.22	4:50.52
Heikkinen	11.16	7.07	13.98	1.94	49.79	14.94	36.60	4.40	67.75	5:03.12
Benet	10.93	7.22	13.96	2.00	48.18	14.07	44.30	4.90	61.52	DNF
Pappas	11.24	7.19	14.31	2.12	48.95	14.16	44.08	NH	DNF	DNF
Warners	10.76	7.47	14.34	2.03	47.71	15.02	38.65	DNF	DNF	DNF
Høiby	11.31	6.85	14.52	2.03	50.11	DQ	43.88	4.60	NM	DNF
Sebrle	10.93	7.65	14.44	2.03	48.08	DNF	20.51	DNF	DNF	DNF
Isekenmeier	11.16	7.20	15.16	1.88	DNF	DNF	DNF	DNF	DNF	DNF
Jensen	10.88	7.00	13.35	NH	DNF	DNF	DNF	DNF	DNF	DNF
Tebich	10.90	6.85	13.96	DNF	DNF	DNF	DNF	DNF	DNF	DNF
Busemann	10.87	7.60	DNF	DNF	DNF	DNF	DNF	DNF	DNF	DNF
Magnússon	10.94	DNF	DNF	DNF	DNF	DNF	DNF	DNF	DNF	DNF

Edmonton 2001

(Aug 6/7)

1,	Tomás Dvorák	CZE	8902
2,	Erki Nool	EST	8815
3,	Dean Macey	GBR	8603
4,	Attila Zsivoczeky	HUN	8371
5,	Lev Lobodin	RUS	8352
6,	Jirí Ryba	CZE	8332

7,	Stefan Schmid	GER	8307
8,	Laurent Hernu	FRA	8280

9, Aleksandr Yurkov UKR 8264; 10, Roman Sebrle CZE 8174; 11, Mike Nolan CAN 8169; 12, Mario Aníbal POR 8155; 13, Zsolt Kürtösi HUN 8097; 14, Benjamin Jensen NOR 8090; 15, Phil McMullen USA 8079; 16, Chiel Warners NED 7916; 17, Kip Janvrin USA 7905; Sebastian Knabe GER DNF (6394); Bryan Clay USA DNF (5725); Jón Arnar Magnússon ISL DNF (2933); Klaus Ambrosch AUT DNF (2253); Eduard Hämäläinen FIN DNF (1692)

In May 2001 in Götzis, Roman Sebrle had raised the world record score to an historic 9026. Sadly, he arrived in Edmonton with injuries to his calf and groin and was never in the hunt for medals. However, the gold stayed in Czech hands because Tomas Dvorák again produced his best form at the World Championships.

Dvorák had a great start, placing a close second to Nool in the 100m then winning the long jump (pb 8.07) and shot. Seville runner-up Macey won the high jump (pb 2.15) and then had a terrific duel with Nool in his 400m race. Both smashed their previous bests with the Briton winning 46.21 to 46.23. Macey led by one point overnight, but that advantage was swept aside by Dvorák's 13.80 hurdles win which put him close to the pace required for a world record score. Nool overtook Macey thanks to a 5.40 pole vault, and the Briton lost further ground in the javelin, where he was hampered by a sore arm. Dvorák vaulted a personal best and won the javelin, but a world record score was out of range before the 1500m. However, the placings of him, Nool and Macey were never likely to be affected by the final event, in which Dvorák had a cushion of almost 20 seconds.

Individual marks:

	<u>100</u>	<u>LJ</u>	<u>SP</u>	<u>HJ</u>	<u>400</u>	<u>110h</u>	<u>DT</u>	<u>PV</u>	<u>JT</u>	<u>1500</u>
Dvorák	10.62	8.07	16.57	2.00	47.74	13.80	45.51	5.00	68.53	4:35.13
Nool	10.60	7.63	14.90	2.03	46.23	14.40	43.40	5.40	67.01	4:29.58
Macey	10.72	7.59	15.41	2.15	46.21	14.34	46.96	4.70	54.61	4:29.05
Zsivóczky	10.97	6.99	14.65	2.18	48.86	15.19	47.23	4.90	62.43	4:23.23
Lobodin	10.74	7.15	16.16	2.03	48.78	14.42	44.95	5.10	54.68	4:31.77
Ryba	11.14	7.17	13.76	2.09	48.76	14.33	47.40	5.10	56.04	4:20.66
Schmid	10.87	7.43	13.55	1.97	47.86	14.57	43.16	5.10	65.13	4:33.98
Hernu	10.97	7.31	14.43	2.03	49.31	14.01	43.93	5.10	59.90	4:37.41
Yurkov	10.93	7.37	15.15	1.97	49.45	14.41	48.10	5.00	58.63	4:38.43
Sebrle	10.91	7.67	15.43	2.00	48.18	16.97	47.41	4.60	65.75	4:31.04
Nolan	11.29	6.98	15.17	1.97	49.86	14.86	50.30	4.90	64.57	4:31.44
Aníbal	10.84	7.11	15.35	2.00	48.46	14.45	44.22	5.00	53.23	4:36.64
Kürtösi	11.03	7.17	15.34	2.06	48.68	14.50	45.20	4.70	58.87	4:49.61
Jensen	10.79	7.08	14.47	1.88	48.27	14.22	39.89	5.30	56.51	4:36.45
McMullen	11.39	6.94	15.12	1.97	49.08	15.09	48.85	5.10	53.50	4:20.84
Warners	10.90	7.48	14.47	1.94	48.28	14.36	44.93	4.30	55.89	4:48.33
Janvrin	11.17	6.72	13.45	1.88	48.26	14.77	43.39	5.00	57.96	4:19.26
Knabe	10.90	7.47	14.45	1.97	48.19	DNF	44.36	4.70	49.37	DNF
Clay	10.73	7.20	12.79	1.94	49.64	14.53	46.63	NM	DNF	DNF
Magnússon	11.01	5.83	14.78	1.94	DNF	DNF	DNF	DNF	DNF	DNF
Ambrosch	11.07	NM	14.16	1.85	DNF	DNF	DNF	DNF	DNF	DNF
Hämäläinen	11.06	7.13	NM	DNF	DNF	DNF	DNF	DNF	DNF	DNF

Paris 2003

(Aug 26/27)

1,	Tom Pappas	USA	8750
2,	Roman Sebrle	CZE	8634
3,	Dmitriy Karpov	KAZ	8374
4,	Tomás Dvorák	CZE	8242
5,	Laurent Hernu	FRA	8218
6,	Lev Lobodin	RUS	8198
7,	Qi Haifeng	CHN	8126
8,	André Niklaus	GER	8020

9, Claston Bernard JAM 8000; 10, Vitaliy Smirnov UZB 7897; 11, Chiel Warners NED 7753; 12, Paul Terek USA 7503; Aleksandr Pogorelov RUS DNF (6722); Paolo Casarsa ITA DNF (5249); Attila Zsivóczky HUN DNF (4009); Bryan Clay USA DNF (3529); Kristjan Rahnu EST DNF (3351); Hamdi Dhouibi TUN DNF (2378); Erki Nool EST DNF (2340); Jón Arnar Magnússon ISL DNF (2263)

A new decathlon star emerged in the shape of Dmitriy Karpov. The 22 year-old from Kazakstan dominated the first day with four personal bests and wins in both jumps and the 400m. Overnight he led on 4599 points from Pappas 4546 and Sebrle 4423. Defending Champion Dvorák was below his best in sixth place.

Karpov continued his progress with another win in the hurdles, then he extended his lead over Pappas in the discus. Statisticians pre-

dicted that the Kazak would struggle to hold on to first place because his pole vault and javelin bests were weak. Indeed, Karpov went out after 4.40 in the vault whereas Sebrle cleared 4.80 and Pappas 5.10. The American thus turned a 67-point deficit into a lead of 53 points. In spite of a sore shoulder, Pappas extended his lead to 179 points in the javelin, where Karpov was last at 47.53. Sebrle also moved ahead of Karpov even though he fouled a massive throw in the region of 73m. Going into the 1500m, it was fairly certain that the order of the top three would be unchanged, provided Pappas could stay reasonably near to Sebrle. He did so with a personal best of 4:44.31.

The second American Paul Terek was disqualified in the 110m hurdles for a trailing leg. Had his performance stood, he would have placed fourth overall at 8253 points.

Individual marks:

	100	LJ	SP	HJ	400	110h	DT	PV	JT	1500
Pappas	10.80	7.62	16.11	2.09	47.58	13.99	46.94	5.10	65.90	4:44.31
Sebrle	11.00	7.64	15.47	2.06	47.90	14.25	47.47	4.80	69.79	4:34.45
Karpov	10.72	7.75	15.51	2.12	47.33	13.95	47.38	4.40	47.53	4:37.70
Dvorák	11.03	7.28	15.95	1.94	50.04	14.15	45.47	4.50	67.10	4:27.63
Hernu	11.20	7.22	13.99	2.03	48.95	14.15	46.13	4.90	59.63	4:28.38
Lobodin	10.99	7.08	15.43	1.97	49.54	14.36	48.36	5.00	56.50	4:34.63
Qi	11.30	7.39	12.85	2.00	48.73	14.40	46.72	4.80	59.98	4:25.40
Niklaus	11.19	7.21	13.87	1.97	49.95	14.50	42.68	5.10	57.55	4:28.84
Bernard	10.91	7.22	15.39	2.03	49.31	14.76	43.47	4.30	59.47	4:34.49
Smirnov	11.10	6.98	13.89	1.97	48.98	14.98	42.70	4.50	62.69	4:24.68
Warners	10.95	7.55	14.13	1.91	48.94	14.72	41.49	4.50	54.87	4:51.35
Terek	10.99	7.14	15.30	2.03	48.75	DQ (15.85)	45.72	5.30	61.14	4:30.77
Pogorelov	11.16	7.22	15.21	2.06	50.49	14.28	44.59	4.90	DNS	
Casarsa	11.46	6.69	14.57	1.94	51.63	14.54	36.21	NH	DNS	
Zsivóczy	11.32	6.76	14.35	2.09	49.79	DNS				
Clay	10.50	7.70	15.05	1.97	DNF	DNS				
Rahnu	10.85	7.18	15.55	1.97	DQ (51.19)	DNS				
Dhouibi	10.83	6.96	13.13	DNS						
Nool	11.09	6.78	14.14	DNS						
Magnússon	11.11	6.15	15.29	DNS						

Helsinki 2005

Final Standings (Aug 9/10)

1,	Bryan Clay	USA	8732
2,	Roman Sebrle	CZE	8521
3,	Attila Zsivóczy	HUN	8385
4,	André Niklaus	GER	8316
5,	Aleksandr Pogorelov	RUS	8246
6,	Kristjan Rahnu	EST	8223
7,	Romain Barras	FRA	8087
8,	Tomás Dvorák	CZE	8068

9, Jaakko Ojaniemi FIN 8042; 10, Aleksey Drozdov RUS 8038; 11, Hamdi Dhouibi TUN 8023; 12, Mikko Pahapill EST 8003; 13, Paul Terek USA 7921; 14, Frédéric Xhonneux BEL 7616; 15, Roland Schwarzl AUT 7549; 16, Oscar González ESP 7526; 17, Phil McMullen USA 6832; Aleksey Sysoyev RUS DNF (5672); Eugène Martineau NED DNF (5364); Qi Haifeng CHN DNF (3233); Claston Bernard JAM DNF (2384); Maurice Smith JAM DNF (1757); Benjamin Jensen NOR DNF (852); Dmitry Karpov KAZ DNF (0); Vitaliy Smirnov UZB DNF (0)

There had been just 73 points between Sebrle and Clay in their classic duel in Athens in 2004, and for much of this event the result was in doubt. Curiously the two were drawn in separate heats of the 100m, which helped Clay, as he ran 10.43 with a 3.4 following wind, while the Czech managed 10.91 with +1.2. Sebrle closed the gap to 31 points by outjumping Clay 7.86 to 7.54. Clay then improved his shot best by almost a metre in reaching 16.25, excellent throwing for someone weighing less than 80kg, but still lost ground to Sebrle. The bad weather disrupted the high jump, but Sebrle went into the lead (3634) with 2.06 ahead of Clay (3607), with Pogorelov (3556), Rahnu (3523) and Zsivóczy (3482) trailing. Clay's lifetime best of 47.78 in the 400m lifted him ahead of Sebrle overnight by 14 points, 4527 to 4513.

Day two belonged to Clay, with the discus key amongst the events, as his 53.68 gave him a surplus of 142 points over Sebrle's 46.85. Clay gained an additional 21 points in total over the last three events, but suspense related only to the name of the bronze medal winner. Rahnu and Pogorelov both held third place during day two until the 1500m, when both men lost nearly 200 points to Zsivóczy's 4:32.17, and Niklaus also lifted himself well past Pogorelov and Rahnu. Dvorák's

eight place was the seventh time that the three-time winner had placed in the top 10 of the World Championship.

Individual marks:

	100	LJ	SP	HJ	400	110h	DT	PV	JT	1500
Clay	10.43	7.54	16.25	2.00	47.78	14.43	53.68	4.90	72.00	5:03.77
Sebrle	10.91	7.86	16.29	2.06	48.62	14.71	46.85	4.80	63.21	4:39.54
Zsivóczy	10.90	7.03	15.72	2.15	49.29	15.15	49.58	4.80	63.02	4:32.17
Niklaus	11.04	7.20	14.24	2.03	49.42	14.78	46.13	5.30	61.74	4:28.93
Pogorelov	10.86	7.49	15.90	2.09	50.58	14.45	46.68	5.00	59.79	5:03.62
Rahnu	10.59	7.36	15.79	2.03	48.58	14.87	47.13	4.70	61.65	4:59.73
Barras	11.15	7.35	14.62	1.94	48.63	14.65	44.24	4.80	60.39	4:31.94
Dvorák	10.94	7.31	15.95	2.00	50.34	14.81	45.69	4.20	64.89	4:34.24
Ojaniemi	10.67	7.57	14.95	1.91	50.29	15.04	42.41	4.50	66.27	4:38.18
Drozdov	11.07	7.24	15.43	2.06	51.11	15.67	50.13	4.50	63.67	4:38.96
Dhouibi	10.67	7.43	12.85	1.94	47.04	14.56	41.17	4.80	52.83	4:31.24
Pahapill	11.06	7.27	15.36	2.06	51.44	15.37	45.81	4.80	63.53	4:48.26
Terek	10.83	7.16	14.31	1.97	48.85	15.83	44.65	5.00	54.46	4:36.59
Xhonneux	11.28	7.21	12.92	2.03	49.04	15.75	38.62	4.70	50.18	4:22.71
Schwarzl	11.06	7.10	13.73	1.82	50.81	14.90	45.56	4.90	50.67	4:51.25
González	11.07	7.20	13.63	2.00	49.71	14.96	37.03	4.60	45.54	4:35.25
McMullen	11.47	6.65	15.01	1.94	50.21	15.58	49.28	NH	53.35	4:33.38
Sysoyev	10.72	6.32	15.75	2.06	50.46	15.49	47.13	NH	DNS	
Martineau	11.22	7.15	13.31	2.00	50.45	15.85	40.23	NH	DNS	
Qi	10.92	7.18	13.45	2.00	DNS					
Bernard	10.79	6.80	13.68	DNS						
Smith	10.81	7.17	NM	DNS						
Jensen	11.04	NM	DNS							
Karpov	DQ	DNS								
Smirnov	18.28	DNS								

Osaka 2007

Final Standings (Aug 31/Sep 1)

1,	Roman Sebrle	CZE	8676
2,	Maurice Smith	JAM	8644
3,	Dmitriy Karpov	KAZ	8586
4,	Aleksey Drozdov	RUS	8475
5,	André Niklaus	GER	8371
6,	Aleksey Sysoyev	RUS	8357
7,	Romain Barras	FRA	8262
8,	Yordani García	CUB	8257

9, Arthur Abele GER 8243; 10, Paul Terek USA 8120; 11, Hans van Alphen BEL 8034; 12, Attila Zsivóczy HUN 8017; 13, Jake Arnold USA 8004; 14, Aleksandr Parkhomenko BLR 7984; 15, François Gourmet BEL 7974; 16, Andres Raja EST 7794; 17, Agustín Félix ESP 7749; 18, Alberto Juantorena CUB 7657; 19, Hiromasa Tanaka JPN 7629; 20, Josef Karas CZE 7625; 21, Kim Kun-Woo KOR 7531; 22, Norman Müller GER 7344; 23, Hans Olav Uldal NOR 6698; Hamdi Dhouibi TUN DNF (6452); Carlos Eduardo Chinin BRA DNF (5692); Tom Pappas USA DNF (5221); Eugene Martineau NED DNF (3960); Bryan Clay USA DNF (3558); Andrey Kravchenko BLR DNF (955); Vitaliy Smirnov UZB DNF (0)

Clay, Sebrle, and newcomer Kravchenko were expected to battle for the medals, but while Clay started excellently in defense of his title, running 10.44, the Belorussian suffered a disaster. Clearly unaware of the rule change whereby decathletes were no longer allowed two false starts, the shell-shocked Kravchenko was ejected from the competition after breaking twice in his 100m heat. Clay extended his lead after two events to 79 points over Smith, after a 7.65 long jump. Sebrle cleared 7.56 and moved from 15th to fourth. While Clay threw a good 15.92 in the shot, he was overtaken by Smith who reached a magnificent 17.32. Just 32 points separated Smith, Sebrle (who jumped 2.12) and Clay after the high jump, but Clay had to withdraw injured while attempting 2.00.

Smith continued to compete well, and by the time the javelin began he had scored 7280, with Sebrle in third place with 7059, behind Karpov. The Czech then threw 71.18, almost 18m better than the Jamaican to gain 265 points on Smith and take a lead of 44. Sebrle stayed within two seconds of Smith in the 1500m to win by 32 points from the Jamaican's national record 8644. Behind the two principals, Karpov had a seasonal best of 8586 to head off Drozdov's lifetime best of 8475.

Individual marks:

	100	LJ	SP	HJ	400	110h	DT	PV	JT	1500
Sebrle	11.04	7.56	15.92	2.12	48.80	14.33	48.75	4.80	71.18	4:35.32
Smith	10.62	7.50	17.32	1.97	47.48	13.91	52.36	4.80	53.61	4:33.52
Karpov	10.70	7.19	16.08	2.06	47.44	14.03	48.95	5.00	59.84	4:39.68

	100	LJ	SP	HJ	400	110h	DT	PV	JT	1500
Drozdov	10.97	7.25	16.49	2.12	50.00	14.76	48.62	5.00	63.51	4:36.93
Niklaus	11.12	7.42	14.12	2.06	49.40	14.51	44.48	5.30	63.28	4:32.50
Sysoyev	10.80	7.01	16.16	2.03	48.42	14.59	49.76	4.90	57.75	4:36.16
Barras	11.36	7.13	15.03	2.00	49.32	14.36	44.51	5.00	65.74	4:25.75
García	10.73	7.15	14.94	2.09	49.25	14.08	42.91	4.70	68.74	4:55.42
Abele	10.87	7.17	13.58	2.00	48.58	13.92	41.28	4.70	65.24	4:21.69
Terek	10.95	7.26	14.81	2.00	49.34	15.10	44.81	5.20	55.96	4:37.38
van Alphen	11.11	7.35	14.67	1.88	48.52	14.77	44.30	4.30	65.71	4:22.50
Zsivóczy	11.44	7.00	15.13	2.09	50.58	14.82	46.80	4.80	59.63	4:35.55
Arnold	11.14	6.86	14.73	2.06	49.02	14.72	43.70	5.10	56.01	4:43.58
Parkhomenko	11.29	6.92	15.98	1.94	51.16	14.93	44.86	4.70	69.14	4:34.63
Gourmet	10.67	7.15	13.74	1.85	47.98	15.02	39.87	5.00	57.73	4:25.51
Raja	10.92	7.42	14.26	1.85	48.89	14.51	37.07	4.70	60.34	4:45.83
Félix	11.17	7.12	13.29	2.03	52.08	14.75	43.67	5.00	56.69	4:48.27
Juantorena	11.13	7.43	13.54	2.08	50.37	14.97	41.69	4.20	65.28	4:50.69
Tanaka	11.05	6.78	11.92	1.88	48.59	15.53	41.65	5.10	59.59	4:40.04
Karas	11.12	7.44	13.23	1.94	50.60	15.17	45.58	4.40	49.28	4:31.21
Kim	11.29	7.12	12.83	1.91	48.99	14.89	36.23	4.80	44.79	4:16.16
Müller	10.90	7.44	15.18	1.97	47.58	14.71	40.99	NH	58.93	4:30.38
Uldal	11.21	6.93	13.65	1.82	50.70	27.24	45.31	4.50	61.63	4:44.91
Dhouibi	10.93	7.05	13.40	1.82	47.59	14.49	44.37	4.70	NM	
Chinin	10.83	7.26	12.72	2.03	48.18	14.50	38.06	NH		
Pappas	10.96	7.44	16.31	2.03	49.22	14.84	DNS			
Martineau	11.25	7.13	13.69	2.00	50.38	DNS				
Clay	10.44	7.65	15.51	1.97	DNS					
Kravchenko	DQ	7.58	DNS							
Smirnov	DNF									

DECATHLON

Multiple Medallists:

3	Dan O'Brien	USA	91-1, 93-1, 95-1
	Eduard Hämäläinen	BLR/FIN	93-2, 95-2, 97-2
	Tomás Dvorák	CZE	97-1, 99-1, 01-1
	Roman Sebrle	CZE	03-2, 05-2, 07-1
2	Siegfried Wentz	FRG	83-3, 87-2
	Michael Smith	CAN	91-2, 95-3
	Dean Macey	GBR	99-2, 01-3
	Dmitriy Karpov	KAZ	03-3, 07-3

Most Finals:

6	Tomás Dvorák	CZE	95-5, 97-1, 99-1, 01-1, 03-4, 05-8
---	--------------	-----	------------------------------------

Most Placings in Top Eight:

7	Dvorák		
6	Roman Sebrle	CZE	97-9, 99-dnf, 01-10, 03-2, 05-2, 07-1

National Placings:

	1	2	3	4	5	6	7	8	Points
GER	1	2	4	3	2	-	3	2	77
CZE	4	2	-	1	1	1	-	1	59
USA	5	-	1	1	-	-	1	3	56
FRA	-	-	-	2	2	3	3	1	34
RUS	-	-	-	1	3	2	-	-	23
GBR	1	1	1	-	-	-	-	-	21
EST	-	1	-	1	-	2	-	-	18
BLR	-	2	-	-	-	-	-	-	14
CAN	-	1	1	-	-	-	-	1	14
KAZ	-	-	2	-	-	-	-	-	12
URS	-	-	1	-	-	1	1	1	12
FIN	-	1	-	-	1	-	-	-	11
HUN	-	-	1	1	-	-	-	-	11
JAM	-	1	-	-	-	-	-	-	7
NZL	-	-	-	-	-	2	-	-	6
TCH	-	-	-	1	-	-	-	-	5
SUI	-	-	-	-	1	-	-	-	4
UZB	-	-	-	-	1	-	-	-	4
CHN	-	-	-	-	-	-	1	-	2
SWE	-	-	-	-	-	-	1	-	2
UKR	-	-	-	-	-	-	1	-	2
CUB	-	-	-	-	-	-	-	1	1
ESP	-	-	-	-	-	-	-	1	1
Totals	11	11	11	11	11	11	11	11	396

4,	José Marín	ESP	1:21:21
5,	Gérard Lelièvre	FRA	1:21:37
6,	Pavol Blazek	TCH	1:21:54
7,	Maurizio Damilano	ITA	1:21:57
8,	Guillaume Leblanc	CAN	1:22:04
9,	Raúl González	MEX	1:22:06
10,	Roland Wieser	GDR	1:22:14
11,	Anatoliy Gorshkov	URS	1:22:34
12,	Reima Salonen	FIN	1:22:51
13,	Pyotr Pochenchuk	URS	1:24:55
14,	Ralf Kowalsky	GDR	1:25:13
15,	David Smith	AUS	1:25:23
16,	Enrique Vera	MEX	1:25:27
17,	Alik Basirev	BUL	1:25:49
18,	Carlo Mattioli	ITA	1:25:53
19,	Jim Heiring	USA	1:25:55
20,	Marcel Jobin	CAN	1:26:13
21,	Erling Andersen	NOR	1:26:39
22,	Michael Bonke	GDR	1:26:57
23,	José Pinto	POR	1:27:10
24,	Alessandro Pezzatini	ITA	1:27:15
25,	Phillip Vesty	GBR	1:27:20
26,	Martial Fesselier	FRA	1:27:39
27,	Roman Mrázek	TCH	1:27:46
28,	Jordi Llopart	ESP	1:27:49
29,	Simon Baker	AUS	1:28:09
30,	Willi Sawali	AUS	1:28:16
31,	Per Rasmussen	SWE	1:28:51
32,	Matti Katila	FIN	1:29:14
33,	Lars Ove Moers	NOR	1:29:16
34,	Francisco Botonero	ESP	1:29:42
35,	Abdelwahab Ferguène	ALG	1:29:53
36,	Tim Lewis	USA	1:30:10
37,	Roger Mills	GBR	1:30:25
38,	Shemsu Hassan	ETH	1:30:36
39,	Kevin Taylor	NZL	1:30:38
40,	Li Guangxing	CHN	1:31:02
41,	Ian McCombie	GBR	1:31:14
42,	Chand Ram	IND	1:31:32
43,	Jiang Shaohong	CHN	1:31:43
44,	Petri Makela	FIN	1:32:21
45,	Benamar Kachkouche	ALG	1:32:33
46,	Takehiro Sonohara	JPN	1:33:45
47,	Sergio Gutiérrez	CRC	1:33:59
48,	Jos Maetens	BEL	1:34:39
49,	Santiago Fonseca	HON	1:35:07
50,	Shane Donnelly	NZL	1:35:21
51,	Osvaldo Morejon	BOL	1:36:37
52,	Per Nielsen	DEN	1:38:52
53,	Stefano Casali	SMR	1:39:41
54,	Nadarajan Rengasamy	SIN	1:51:35
55,	Uaongo Arai	COK	2:05:13

Did not finish: Marco Evoniuk USA, François LaPointe CAN & Keith Olsthoorn NZL

Disqualified: Bo Gustafsson SWE & Burhan Vurgun TUR

Did not start: Zhang Fuxin CHN & Jan Staaf SWE

Ernesto Canto, 23, added the World title to his 1981 World Cup win with a scintillating final 5Km of 19:32. At 15Km a group of eight were in contention. In the next 2Km, this was down to four – Canto, Pribilinec, Yevsyukov and Marín. The Spaniard was the first to fall back, followed by the Soviet walker. The Mexican and the Czechoslovak duelled in the last 3Km, before Canto opened up a 40m lead by the time he entered the stadium.

Rome 1987

(Aug 30)

1,	Maurizio Damilano	ITA	1:20:45
2,	Jozef Pribilinec	TCH	1:21:07
3,	José Marín	ESP	1:21:24
4,	Viktor Mostóvik	URS	1:21:53
5,	Carlo Mattioli	ITA	1:22:53
6,	Roman Mrázek	TCH	1:23:01
7,	Jean-Claude Corre	FRA	1:23:38
8,	Querubín Moreno	COL	1:23:42
9,	Ian McCombie	GBR	1:23:51
10,	Reima Salonen	FIN	1:24:14
11,	Pavol Blazek	TCH	1:24:37
12,	Andrew Jachno	AUS	1:24:46
13,	Martial Fesselier	FRA	1:24:51
14,	Dominique Guebey	FRA	1:25:01
15,	Erling Andersen	NOR	1:25:08
16,	José Urbano	POR	1:25:10
17,	Jan Staaf	SWE	1:25:12
18,	José Pinto	POR	1:25:24
19,	Tim Lewis	USA	1:26:00
20,	Ricardo Puevo	ESP	1:26:09
21,	Ray Sharp	USA	1:27:06
22,	Sándor Urbánik	HUN	1:27:24
23,	Stefan Johansson	SWE	1:27:27
24,	Simon Baker	AUS	1:27:32
25,	Francisco Vargas	COL	1:27:33
26,	Anatoliy Gorshkov	URS	1:27:34
27,	Miguel Angel Prieto	ESP	1:27:40
28,	Wolfgang Wiedemann	FRG	1:28:07
29,	Gary Morgan	USA	1:28:08
30,	Vesa Puukari	FIN	1:28:29
31,	Carlos Ramones	VEN	1:28:40
32,	Santiago Fonseca	HON	1:28:44
33,	François Lapointe	CAN	1:29:22
34,	Chris Maddocks	GBR	1:32:36
35,	Abdelwahab Ferguène	ALG	1:34:26

Did not finish: Frants Kostyukevich URS, Axel Noack GDR & Héctor Moreno COL
Disqualified: Walter Arena ITA, Ernesto Canto MEX, Carlos Mercenario MEX & David Smith AUS

Disappointed by Alessandro Andrei's defeat in the previous day's shot put, the home crowd were delighted by the progress of the first walking event in Rome. Olympic Champion Maurizio Damilano was the favourite, and he lived up to this status by dominating a class field. Walking each 5Km section quicker than the last, the Italian was among the leaders at halfway after which point the defending champion Canto had been disqualified.

At 15Km, Damilano led by three seconds from Mercenario and Noack, but before long these two were also disqualified. With Damilano well clear in the last 3Km, the Italian spectators broke into song as he approached the stadium. Pribilinec came through for the silver as he had done four years earlier.

20 Kilometres Walk Helsinki 1983

(Aug 7)

1,	Ernesto Canto	MEX	1:20:49
2,	Jozef Pribilinec	TCH	1:20:59
3,	Yevgeniy Yevsyukov	URS	1:21:08

Tokyo 1991

(Aug 24)

1,	Maurizio Damilano	ITA	1:19:37
2,	Mikhail Shchennikov	URS	1:19:46
3,	Yevgeniy Misyulya	URS	1:20:22
4,	Giovanni De Benedictis	ITA	1:20:29
5,	Valentí Massana	ESP	1:20:29
6,	Robert Ihly	GER	1:20:52
7,	Walter Arena	ITA	1:21:01
8,	Li Mingcai	CHN	1:21:15
9,	Thierry Toutain FRA	1:21:22;	10, Robert Korzeniowski POL 1:21:32; 11, Axel Noack GER 1:21:35; 12, Carlos Mercenario MEX 1:21:37; 13, Igor Kollár TCH 1:21:44; 14, Sándor Urbánik HUN 1:21:57; 15, Roman Mrázek TCH 1:22:03; 16, Ronald Weigel GER 1:22:18; 17, Pavol Blazek TCH 1:22:34; 18, José Urbano POR 1:23:09; 19, Héctor Moreno COL 1:23:27; 20, Nicholas A'Hern AUS 1:23:44; 21, Miguel Angel Prieto ESP 1:24:06; 22, Tim Berrett CAN 1:24:10; 23, Vladimir Ostrovski ISR 1:24:35; 24, Marcelo Palma BRA 1:24:54; 25, Sergio Galdino BRA 1:25:20; 26, Artur Shumak URS 1:25:22; 27, Ian McCombie GBR 1:25:30; 28, Gyula Dudás HUN 1:25:52; 29, Bobby O'Leary IRL 1:29:28; 30, Stefan Johansson SWE 1:29:47; 31, Tim Lewis USA 1:30:55; 32, Santiago Fonseca HON 1:38:36

Did not finish: Claudio Bertolino BRA & Joel Sanchez MEX**Disqualified:** Daniel Plaza ESP, Hirofumi Sakai JPN & Guillaume Leblanc CAN

The race soon developed into a three-way battle between defending champion Damilano, three times world indoor champion Shchennikov, and Plaza of Spain. The Italian got progressively faster throughout the race, just as he had in 1987. He succeeded in dropping Plaza, but could not lose Shchennikov.

The two were together as they entered the stadium earlier than anticipated. There was confusion as the 100m heats were still in progress and the walkers had to sidestep the starting blocks. Damilano's lead was cut back dramatically by Shchennikov who crossed the finish line first – only to realise there was another lap to go. While officials frantically moved flowerpots from the track, the calm Italian got in front again. He opened up a lead on the tiring Soviet so quickly that he was able to celebrate his second world gold on the back-straight. Plaza crossed the line third but was disqualified.

After the race Damilano, 34, described his win as his “greatest victory,” while Shchennikov said he felt he could not have won even if he had not misjudged the laps.

Stuttgart 1993

(Aug 15)

1,	Valentí Massana	ESP	1:22:31
2,	Giovanni De Benedictis	ITA	1:23:06
3,	Daniel Plaza	ESP	1:23:18
4,	Jaime Barroso	ESP	1:23:41
5,	Yevgeniy Misyulya	BLR	1:23:45
6,	Sergio Galdino	BRA	1:23:52
7,	Robert Ihly	GER	1:24:21
8,	Igor Kollár	SVK	1:24:23
9,	Ignacio Zamudio MEX	1:24:32;	10, Sándor Urbánik HUN 1:24:40; 11, Héctor Moreno COL 1:24:43; 12, Viktor Mostóvik MDA 1:24:53; 13, Arturo Di Mezza ITA 1:24:59; 14, Jacek Müller POL 1:25:24; 15, Pavol Blazek SVK 1:25:31; 16, Jean Brosseau FRA 1:25:53; 17, Jozef Pribilinec SVK 1:26:11; 18, Allen James USA 1:26:53; 19, Vladimir Andreyev RUS 1:27:01; 20, Tim Berrett CAN 1:27:28; 21, Denis Langlois FRA 1:28:02; 22, Stefan Johansson SWE 1:28:02; 23, Tsutomu Takushima JPN 1:28:39; 24, Nick A'Hern AUS 1:28:47; 25, Viktorias Meskauskas LTU 1:28:57; 26, Chris Maddocks GBR 1:29:22; 27, Scott Nelson NZL 1:30:17; 28, Jan Staaf SWE 1:30:29; 29, Gyula Dudás HUN 1:30:46; 30, Darrell Stone GBR 1:32:55; 31, Grigoriy Kornev RUS 1:33:16; 32, Hatem Ghoula TUN 1:33:24; 33, Vladimir Ostrovski ISR 1:35:41; 34, Abdelwahab Ferguène ALG 1:35:48; 35, Sverre Jensen NOR 1:35:53

Did not finish: Valeriy Borisov KAZ, Frants Kostyukovich BLR, Li Mingcai CHN & Andy Penn GBR**Disqualified:** (r230.6a) Walter Arena ITA, Costica Balan ROU, Daniel García MEX, Yuriy Kuko BLR, Hirofumi Sakai JPN, Bernardo Segura MEX & Mikhail Shchennikov RUS**Did not start:** Sergey Shildkret AZE & Jonathan Matthews USA

Most of the field were still in contention at halfway (42:26), and there were no major breaks until 17Km, when Massana went to the front. A pack of nine got away, but of these four were ultimately to be disqualified. Massana, who himself was disqualified at the previous year's

Olympic Games when heading for a medal, pulled clear with a second half of 40:01.

It looked as if Shchennikov would repeat his 1991 silver, but both he and third-placed García were disqualified late in the race. In García's case he had already entered the stadium. There had been a delay in relaying news of the disqualifications to those whose job it was to remove the walkers from the race.

Gothenburg 1995

(Aug 6)

1,	Michele Didoni	ITA	1:19:59
2,	Valentí Massana	ESP	1:20:23
3,	Yevgeniy Misyulya	BLR	1:20:48
4,	Ilya Markov	RUS	1:21:28
5,	Li Zewen	CHN	1:21:39
6,	Mikhail Shchennikov	RUS	1:22:16
7,	Denis Langlois	FRA	1:22:21
8,	Igor Kollar	SVK	1:22:30
9,	Mikhail Khmelitskiy BLR	1:23:24;	10, Jean-Olivier Brosseau FRA 1:23:34; 11, Nick A'Hern AUS 1:23:45; 12, Nichan Tsamonikian GER 1:24:17; 13, Héctor Moreno COL 1:24:34; 14, Robert Ihly GER 1:24:40; 15, Enrico Lang ITA 1:24:43; 16, Martin St. Pierre CAN 1:24:49; 17, José Urbano POR 1:26:10; 18, Stefan Johansson SWE 1:26:20; 19, Sergio Galdino BRA 1:26:53; 20, Costica Balan ROU 1:26:53; 21, Hubert Sonnek CZE 1:27:35; 22, Gyula Dudás HUN 1:28:08; 23, Chen Shaoguo CHN 1:28:13; 24, Magnus Morenius SWE 1:28:29; 25, Darrell Stone GBR 1:28:48; 26, Sverre Jensen NOR 1:29:35; 27, Roman Mrázek SVK 1:29:37; 28, Claudio Bertolino BRA 1:30:25; 29, Valery Borisov KAZ 1:31:22; 30, Hatem Ghoula TUN 1:32:17; 31, Scott Nelson NZL 1:32:19; 32, Valdas Kazlauskas LTU 1:33:54; 33, Jefferson Pérez ECU 1:34:20; 34, Myint Htay MYA 1:37:08; 35, Daisuke Ikeshima JPN 1:37:11

Did not finish: Fernando Vásquez ESP, Alejandro López MEX, Mariusz Ornoch POL, Dmitriy Yesipchuk RUS, Vladimir Ostrovskiy ISR & Bernardo Segura MEX**Disqualified:** (r230.6a) Giovanni De Benedictis ITA, Daniel Plaza ESP, Tomás Kratochvíl CZE, Bo Lingtang CHN & Daniel García MEX**Did not start:** Vyacheslav Fedchuk MDA & Allen James USA

A new walking star emerged in the shape of 21 year-old Didoni, who became the youngest ever male walking world champion. The Italian was among the leading pack at halfway (40:31). He fell back temporarily, but returned on the last 2Km loop to battle with García and Massana for the medals. Defending champion Massana was the first to fall back. Then with 250m remaining García was disqualified. Didoni went on to win with a personal best.

Italy were thought to have taken the bronze medal though De Benedictis, but he received his third and fourth red cards in the finishing straight and was disqualified after the finish.

Athens 1997

(Aug 2)

1,	Daniel García	MEX	1:21:43
2,	Mikhail Shchennikov	RUS	1:21:53
3,	Mikhail Khmelitskiy	BLR	1:22:01
4,	Yu Guohui	CHN	1:22:57
5,	Li Zewen	CHN	1:23:03
6,	Yevgeniy Misyulya	BLR	1:23:10
7,	Michele Didoni	ITA	1:23:14
8,	Giovanni De Benedictis	ITA	1:23:33
9,	Hatem Ghoula TUN	1:23:49;	10, Daniel Plaza ESP 1:23:53; 11, Robert Ihly GER 1:24:12; 12, Alessandro Gandellini ITA 1:24:24; 13, Igor Kollar SVK 1:24:37; 14, Jefferson Pérez ECU 1:24:46; 15, Jacek Müller POL 1:24:47; 16, Joel Sánchez MEX 1:24:48; 17, Denis Langlois FRA 1:25:27; 18, Omar Zepeda MEX 1:25:38; 19, Nick A'Hern AUS 1:25:46; 20, Artur Meleshkevich BLR 1:25:47; 21, Sergio Galdino BRA 1:25:50; 22, Roberto Oscar GUA 1:26:20; 23, Marco Giungi ITA 1:26:23; 24, Modris Liepins LAT 1:26:24; 25, Jean Brosseau FRA 1:26:39; 26, Sándor Urbánik HUN 1:26:50; 27, Gyula Dudás HUN 1:27:17; 28, José Urbano POR 1:27:25; 29, Milos Holusa CZE 1:27:27; 30, Fedosiy Chumachenko MDA 1:28:51; 31, Luis García GUA 1:28:51; 32, Dion Russell AUS 1:30:49; 33, Robert Valicek SVK 1:31:28; 34, Curt Clausen USA 1:32:05; 35, Valeriy Borisov KAZ 1:32:32; 36, Dimitris Orfanopoulos GRE 1:32:37; 37, Fernando Vázquez ESP 1:32:44; 38, Christian Britz RSA 1:34:02

Did not finish: Claus Jørgensen DEN, Thierry Toutain FRA, Aigars Fadejevs LAT, Scott Nelson NZL & Vladimir Andreyev RUS**Disqualified:** (r230.6a) Andreas Erm GER, Andreas Erm GER, Julio Martínez GUA, Narinder Singh MAS, Rami Deeb PLE, Ilya Markov RUS & Jan Staaf SWE

With defending champion Didoni finishing seventh and Olympic gold medallist Pérez 14th, the race looked to be going the way of Olympic silver medallist Markov, who by halfway had built up a 19-second lead over Shchennikov in 40:05. He, however, was disqualified just before 15k, at which point Garcia held a 5-second advantage and the Mexican doubled that over the final 5k. Victory was especially sweet as he had been disqualified late in the race when in medal position both in 1993 and 1995. On this occasion, after a cautious start (9th at halfway in 40:50), he received two warnings, as did silver medallist Shchennikov while the third placed Khmelniatskiy finished with a clean sheet from the judges.

Seville 1999

(Aug 21)

1,	Ilya Markov	RUS	1:23:34
2,	Jefferson Pérez	ECU	1:24:19
3,	Daniel García	MEX	1:24:31
4,	Li Zewen	CHN	1:24:43
5,	Alessandro Gandellini	ITA	1:24:51
6,	Igor Kollár	SVK	1:25:15
7,	Nathan Deakes	AUS	1:25:26
8,	Giovanni De Benedictis	ITA	1:25:33
9,	Ivan Trotskiy	BLR	1:25:54;
10,	Michele Didoni	ITA	1:26:00;
11,	Yevgeniy Misyulya	BLR	1:26:08;
12,	Alejandro López	MEX	1:26:17;
13,	Denis Langlois	FRA	1:26:25;
14,	Yu Guohui	CHN	1:26:51;
15,	Francisco Javier Fernández	ESP	1:27:23;
16,	Hatem Ghoula	TUN	1:28:36;
17,	Daisuke Ikeshima	JPN	1:29:03;
18,	Mikel Odriozola	ESP	1:29:03;
19,	Augusto Cardoso	POR	1:29:33;
20,	Liu Yunfeng	CHN	1:31:26;
21,	Valeriy Borisov	KAZ	1:31:38;
22,	Feodosiy Chumachenko	MDA	1:32:08;
23,	Claus Jørgensen	DEN	1:34:47;
24,	Tim Seaman	USA	1:35:58;
25,	José Urbano	POR	1:37:50;
26,	Nick A'Hern	AUS	1:38:08

Becoming the first Russian man to win any world title since the break-up of the Soviet Union, Markov covered the first half in 42:51 and the second in 40:43, the winning time of 1:23:34 being the slowest yet at the World Championships, understandable in view of the sweltering heat. Striking out 4 kilometres from the finish, former World Junior Champion Markov won by the handsome margin of 45 sec over blistered and dehydrated Olympic Champion Pérez with defending title holder García third. Pérez and García left the pack after 15Km, with the former proving stronger.

Martínez, who had set a world road best of 1:17:46 earlier in the year, was disqualified again, as he was in the 1996 Olympics, 1997 World Championships and 1999 World Cup.

Did not finish: Andreas Erm GER; Aigars Fadejevs LAT; Roman Rasskazov RUS; Mikhail Khmelniatskiy BLR; Bernardo Segura MEX; Sándor Urbanik HUN; Luis Fernando García GUA

Disqualified: (r230.6a) Birger Fält SWE, Julio Martínez GUA, João Vieira POR, Arturo Huerta CAN, Vladimir Andreyev RUS & Róbert Valíček SVK

Edmonton 2001

(Aug 4)

1,	Roman Rasskazov	RUS	1:20:31
2,	Ilya Markov	RUS	1:20:33
3,	Viktor Burayev	RUS	1:20:36
4,	Nathan Deakes	AUS	1:20:55
5,	David Márquez	ESP	1:21:09
6,	Joel Sánchez	MEX	1:22:05
7,	Satoshi Yanagisawa	JPN	1:22:11
8,	Jefferson Pérez	ECU	1:22:20
9,	Jiri Malysa	CZE	1:22:42;
10,	Hatem Ghoula	TUN	1:23:14;
11,	Alejandro López	MEX	1:23:20;
12,	Alessandro Gandellini	ITA	1:24:05;
13,	Li Zewen	CHN	1:24:29;
14,	Robert Heffernan	IRL	1:25:02;
15,	Ivan Trotskiy	BLR	1:25:02;
16,	Lorenzo Civallo	ITA	1:25:28;
17,	Milos Holusa	CZE	1:25:37;
18,	Luis García	GUA	1:26:47;
19,	Shin Il-Yong	KOR	1:27:47;
20,	Gintas Andriuskevicius	LTU	1:27:53;
21,	Arturo Huerta	CAN	1:29:27;
22,	Silviu Casandra	ROU	1:29:49;
23,	Antony Gillet	FRA	1:31:24;
24,	Sabir Sharuyayev	KAZ	1:32:03

Did not finish: Francisco Fernández ESP, Andreas Erm GER & André Höhne GER; Aigars Fadejevs LAT

Disqualified: (r230.6a) Artur Meleshkevich BLR, Yevgeniy Misyulya BLR, Tim Berrett CAN, Daugvinas Zujus LTU, Noe Hernández MEX, Ramy Dieb PLE, João Vieira POR, Vladimir Andreyev RUS & Tim Seaman USA

The race comprised nine laps of a circuit adjacent to the Commonwealth Stadium. Defending Champion Markov led through 5Km in 20:14, and the leader at halfway was another Russian, Vladimir Andreyev. He was later disqualified and Markov was in front again at 15Km, by which the leading pack was down to 11 men.

The pace got progressively faster and former World Junior Champion Rasskazov got clear, pursued by 18 year-old Burayev. Markov was third, and the top non-Russian, Deakes, lost touch in the last kilometre. In the stadium, it was clear there would be a Russian sweep of the medals. Markov overtook Burayev in the last 300m but left it too late to catch Rasskazov.

Paris 2003

(Aug 23)

1,	Jefferson Pérez	ECU	1:17:21WR
2,	Francisco Fernández	ESP	1:18:00
3,	Roman Rasskazov	RUS	1:18:07
4,	Noe Hernández	MEX	1:18:14
5,	Luke Adams	AUS	1:19:35
6,	Ivan Trotskiy	BLR	1:19:40
7,	David Marquez	ESP	1:19:46
8,	Ilya Markov	RUS	1:20:14
9,	José David Domínguez	ESP	1:20:15;
10,	Alejandro López	MEX	1:20:24;
11,	Lorenzo Civallo	ITA	1:20:34;
12,	Yevgeniy Misyulya	BLR	1:20:38;
13,	André Höhne	GER	1:20:44;
14,	Hatem Ghoula	TUN	1:21:12;
15,	Yu Chaohong	CHN	1:21:18;
16,	Michele Didoni	ITA	1:21:23;
17,	João Vieira	POR	1:22:07;
18,	Kevin Eastler	USA	1:22:25;
19,	Erik Tysse	NOR	1:22:43;
20,	Akinori Matsuzaki	JPN	1:24:22;
21,	Alessandro Gandellini	ITA	1:24:45;
22,	Predrag Filipovic	SCG	1:25:15;
23,	Xu Xingde	CHN	1:25:41;
24,	Sergio Galdino	BRA	1:26:48;
25,	Fedosey Chumachenko	MDA	1:27:27;
26,	Benjamin Kucinski	POL	1:27:41;
27,	Jiri Malysa	CZE	1:30:17;
28,	Allan Segura	CRC	1:30:53;
29,	Ronald Huayta	BOL	1:31:15

Disqualified: (r230.6a) Julio Martínez GUA, Toshihito Fujinohara JPN, Eiichi Yoshizawa JPN, Valeriy Borisov KAZ, Julius Sawe KEN, Lee Dae-Ro KOR, Bernardo Segura MEX, Vladimir Andreyev RUS & Viktor Burayev RUS

The first of the Paris golds could hardly have been won more impressively, with Pérez improving the world best by one second to 1:17:21. The IAAF had already agreed that the first world road records would be established at the end of the year. This mark became the inaugural record and it was decided that Pérez would be awarded the \$100,000 prize in return for any world records set in Paris.

The previous holder of the world best, Fernández, set off quickest as the field covered 1000m before linking onto the first of nine 2000m loops. The Spaniard was six seconds up at 5Km and 32 seconds clear of Pérez at halfway (38:38 to 39:10). Thereafter, the Ecuadorian – wearing a white baseball cap – closed the gap. His third quarter was covered in 19:09 compared to 19:25 by Fernández. Meanwhile, defending champion Rasskazov had moved into third place. Pérez caught Fernández in the 17th kilometre and went on to walk the second half of the race in just 38:11. “The course was very difficult,” said the winner. “The only way to overcome it was to train hard.”

Helsinki 2005

(Aug 6)

1,	Jefferson Pérez	ECU	1:18:35
2,	Francisco Javier Fernández	ESP	1:19:36
3,	Juan Manuel Molina	ESP	1:19:44
4,	André Höhne	GER	1:20:00
5,	Hatem Ghoula	TUN	1:20:19
6,	Vladimir Stankin	RUS	1:20:25
7,	Benjamin Kucinski	POL	1:20:34
8,	Eder Sánchez	MEX	1:20:45
9,	Zhu Hongjun	CHN	1:21:01;
10,	Luke Adams	AUS	1:21:43;
11,	Andrey Yurin	UKR	1:22:15;
12,	Luis Fernando López	COL	1:22:28;
13,	Erik Tysse	NOR	1:22:45;
14,	Lorenzo Civallo	ITA	1:22:52;
15,	Sergio Galdino	BRA	1:23:03;
16,	Shin Il-Yong	KOR	1:23:10;
17,	Aigars Fadejevs	LAT	1:23:12;
18,	Jared Tallent	AUS	

1:23:42; 19, Silviu Casandra ROU 1:23:46; 20, Andrey Talashko BLR 1:23:52; 21, Matej Tóth SVK 1:23:55; 22, José Ignacio Díaz ESP 1:24:00; 23, Takayuki Tani JPN 1:24:17; 24, Kamil Kalka POL 1:25:02; 25, Akihiro Sugimoto JPN 1:25:28; 26, Rafal Dys POL 1:26:35; 27, Edwin Centeno PER 1:26:45; 28, Liu Yunfeng CHN 1:26:54; 29, Koichiro Morioka JPN 1:27:08; 30, John Nunn USA 1:27:10; 31, Tim Seaman USA 1:29:58; 32, Bengt Bengtsson SWE 1:30:10

Did not finish: Ivano Brugnetti ITA, João Vieira POR, Viktor Burayev RUS

Disqualified: (r230.6a) Ivan Trotskiy BLR, Yu Chaohong CHN, Rolando Saquipay ECU, Walter Sandoval ESA, Robert Heffernan IRL, Bernardo Segura MEX, Cristian Berdeja MEX, Ilya Markov RUS

Fernández led for the first half of the race, with 5Km splits of 19:47, 19:44 (39:31) and 19:39 (59:10). A bunch of 14 were together at the halfway point, but six of these, including 2001 champion Ilya Markov, would be disqualified for “lifting”. At the 15Km mark, Fernandez was tracked by Pérez, with Molina and Saquipay, who was one of the disqualified, 12 seconds behind. Pérez made his break shortly after, and finished with progressively faster 5Km splits, covering the last in 19:25 to finish more than a minute clear of Fernandez. For Pérez, Ecuador’s top athlete, it was his third major title, having won the 1996 Olympic and the 2003 World titles.

Mexican Eder Sánchez set a unofficial world junior best at 10Km walk with his halfway time of 39:32.

Osaka 2007

(Aug 26)

- 1, Jefferson Pérez ECU 1:22:20
 - 2, Francisco Javier Fernández ESP 1:22:40
 - 3, Hatem Ghoula TUN 1:22:40
 - 4, Eder Sánchez MEX 1:23:36
 - 5, Giorgio Rubino ITA 1:23:39
 - 6, Robert Heffernan IRL 1:23:42
 - 7, Luke Adams AUS 1:23:52
 - 8, Erik Tysse NOR 1:24:10
 - 9, Ilya Markov RUS 1:24:35; 10, Alex Schwazer ITA 1:24:39; 11, Koichiro Morioka JPN 1:24:46; 12, Rolando Saquipay ECU 1:25:03; 13, Li Gaobo CHN 1:25:30; 14, Matej Tóth SVK 1:25:57; 15, Park Chil-Sung KOR 1:26:08; 16, Juan Manuel Molina ESP 1:26:26; 17, Benjamin Kucinski POL 1:26:43; 18, Andriy Kovenko UKR 1:26:44; 19, Akihiro Sugimoto JPN 1:26:45; 20, Kim Hyun-Sub KOR 1:26:51; 21, Takayuki Tani JPN 1:26:53; 22, Luis Fernando López COL 1:27:22; 23, Benjamin Sánchez ESP 1:27:29; 24, Hassanine Sbaï TUN 1:27:35; 25, João Vieira POR 1:27:44; 26, Rafal Augustyn POL 1:27:54; 27, Ivan Trotski BLR 1:27:56; 28, Kevin Eastler USA 1:28:29; 29, Han Yucheng CHN 1:31:58; 30, Dong Jimin CHN 1:32:03; 31, Tim Seaman USA 1:33:58; 32, Predrag Filipovic SRB 1:35:51
- Did not finish:** André Höhne GER, Sérgio Vieira POR, Valeriy Borchin RUS
Disqualified: Jared Tallent AUS, Gustavo Restrepo COL, Andrés Chocho ECU, Ivano Brugnetti ITA, Daniel García MEX, Gabriel Ortiz MEX, Igor Yerokhin RUS

Olympic Champion Brugnetti led from the gun, passing 5Km in 21:39 with a two-second lead over Pérez, which he extended to 17 at the halfway point, reached in 42:14 in the very hot conditions. He was then disqualified, leaving the Ecuadorian with a slender lead over a bunch of 11 athletes. Ghoula shared the lead at the 15Km point (62:31) with Fernández two seconds behind. Pérez eventually got clear of Ghoula, who cramped up in the closing stages. Fernández closed with a sprint to catch Ghoula on the line. He was initially disqualified, but was reinstated on appeal, being helped by having received no warnings during the race. For Pérez it was his third successive win, and his seventh global title, having won the World Cup three times, as well as the 1996 Olympic title.

20 KILOMETRES WALK

Multiple Medallists:

4	Jefferson Pérez	ECU	99-2, 03-1, 05-1, 07-1
3	Francisco Fernández	ESP	03-2, 05-2, 07-2
2	Jozef Pribilinec	TCH	83-2, 87-2
	Maurizio Damilano	ITA	87-1, 91-1
	Yevgeniy Misyulya	URS/BLR	91-3, 95-3
	Mikhail Shchennikov	URS/RUS	91-2, 97-2
	Valentí Massana	ESP	93-1, 95-2
	Daniel García	MEX	97-1, 99-3
	Ilya Markov	RUS	99-1, 01-2
	Roman Rasskazov	RUS	01-1, 03-3

20 Kilometres Walk, continued

Most Placings in Top Eight:

5	Pérez		99-2, 01-8, 03-1, 05-1, 07-1
4	Giovanni de Benedictis	ITA	91-4, 93-2, 97-8, 99-8
	Misyulya		91-3, 93-5, 95-3, 97-6
	Markov		95-4, 99-1, 01-2, 03-8

Most Appearances:

8	Hatem Ghoula	TUN	93-32, 95-30, 97-9, 99-16, 01-10, 03-14, 05-5, 07-3
7	Misyulya		91-3, 93-5, 95-3, 97-6, 99-11, 01-dq, 03-12
	Markov		95-4, 97-dq, 99-1, 01-2, 03-8, 05-dq, 07-9
	Pérez		95-33, 97-14, 99-2, 01-8, 03-1, 05-1, 07-1

National Placings:

	1	2	3	4	5	6	7	8	Points
ESP	1	4	3	2	2	-	1	-	74
ITA	3	1	-	1	3	-	3	2	56
RUS	2	2	2	1	-	2	-	1	54
MEX	2	-	1	2	-	1	-	1	36
ECU	3	1	-	-	-	-	-	1	32
URS	-	1	2	1	-	-	-	-	24
BLR	-	-	2	-	1	2	-	-	22
TCH	-	2	-	-	-	2	-	-	20
CHN	-	-	-	2	2	-	-	1	19
AUS	-	-	-	1	1	-	2	-	13
TUN	-	-	1	-	1	-	-	-	10
GER	-	-	-	1	-	1	1	-	10
FRA	-	-	-	-	1	-	2	-	8
SVK	-	-	-	-	-	1	-	2	5
BRA	-	-	-	-	-	1	-	-	3
IRL	-	-	-	-	-	1	-	-	3
JPN	-	-	-	-	-	-	1	-	2
POL	-	-	-	-	-	-	1	-	2
CAN	-	-	-	-	-	-	-	1	1
COL	-	-	-	-	-	-	-	1	1
NOR	-	-	-	-	-	-	-	1	1
Totals	11	11	11	11	11	11	11	11	396

50 Kilometres Walk

Malmö 1976

(Sep 18)

- 1, Veniamin Soldatenko URS 3:54:40
 - 2, Enrique Vera MEX 3:58:14
 - 3, Reima Salonen FIN 3:58:53
 - 4, Domingo Colín MEX 4:00:34
 - 5, Matthias Kroel GDR 4:00:58
 - 6, Yevgeniy Lyungin URS 4:04:36
 - 7, Paolo Grecucci ITA 4:04:59
 - 8, Rolf Knutter GDR 4:05:41
 - 9, Gerhard Weidner FRG 4:06:20; 10, Yevgeniy Yevsyukov URS 4:07:14; 11, Boguslaw Kmiecik POL 4:09:30; 12, Steffan Müller GDR 4:10:17; 13, Bob Dobson GBR 4:10:20; 14, Agustín Jorbo Argenti ESP 4:11:04; 15, Lennart Lundgren SWE 4:11:43; 16, Heinrich Schubert FRG 4:11:55; 17, Franco Vecchio ITA 4:12:14; 18, Bogdan Bulakowski POL 4:13:20; 19, Hans Binder FRG 4:13:49; 20, Seppo Immonen FIN 4:15:28; 21, Larry Young USA 4:16:47; 22, Willy Sawall AUS 4:18:27; 23, Timothy Ericsson AUS 4:20:23; 24, Ferenc Danovsky HUN 4:22:36; 25, Stefan Ingvarsson SWE 4:26:45; 26, Lucien Faber LUX 4:26:48; 27, August Hirt USA 4:28:35; 28, Pat Farrelly CAN 4:29:54; 29, Robin Whyte AUS 4:30:08; 30, Shaul Ladany ISR 4:33:02; 31, Claude Sauriat FRA 4:34:57; 32, Roy Thorpe GBR 4:35:57; 33, Glen Sweazey CAN 4:36:00; 34, Max Grob SUI 4:38:08; 35, Nico Schroten NED 4:42:53; 36, Helmut Bueck CAN 4:50:52; 37, Henry Klein ISV 5:09:04
- Did not finish:** Gérard Lelièvre FRA, Carl Lawton GBR, Vittorio Visini ITA & Floyd Godwin USA
Disqualified: Bengt Simonsen SWE
Did not start: Alik Basirev BUL & Nadarajan Rengasamy SIN DNS

The IAAF provided compensation for the world’s 50 kilometre walkers by arranging this championship race for an event which had been controversially dropped from the programme of the 1976 Olympics.

Victory went to 1972 Olympic silver medallist Soldatenko, who had become known as the “Alma Ata hippie.” At 37 years 258 days, he remains the oldest ever IAAF World Champion winner in an event on the main championship programme. The Soviet walker sped away from a strong Mexican challenge, passing halfway in 1:56:55. Colín, dis-

qualified in the Olympic 20Km earlier in the summer, tried to stay with Soldatenko but slipped from second to fourth in the closing stages. The silver went to another Mexican, Vera, while the 20 year-old Salonen, in his first international race, took the bronze.

Helsinki 1983

(Aug 12)

1,	Ronald Weigel	GDR	3:43:08
2,	José Marin	ESP	3:46:32
3,	Sergey Yung	URS	3:49:03
4,	Reima Salonen	FIN	3:52:53
5,	Raúl González	MEX	3:53:51
6,	François Lapointe	CAN	3:53:57
7,	Sandro Bellucci	ITA	3:55:38
8,	Viktor Dorovskikh	URS	3:56:02

9, Marco Evoniuk USA 3:56:57; 10, Bengt Simonsen SWE 3:57:25; 11, Pavol Szikora TCH 3:59:03; 12, László Sátor HUN 3:59:27; 13, Lars Ove Moen NOR 4:00:50; 14, Seppo Immonen FIN 4:02:00; 15, Manuel Alcalde ESP 4:03:10; 16, José Pinto POR 4:03:47; 17, Pavol Blazek TCH 4:06:49; 18, Karl Degener FRG 4:06:51; 19, Lennart Mether SWE 4:07:46; 20, Miklos Domjan HUN 4:08:11; 21, Felix Gómez MEX 4:09:22; 22, Dominique Guebey FRA 4:09:40; 23, Dan O'Connor USA 4:18:41; 24, Dai Mingxi CHN 4:30:28; 25, Zhang Fuxin CHN 4:35:46; 26, Osvaldo Morejón BOL 4:35:58

Did not finish: Bogdan Bulakowski POL, Bo Gustafsson SWE, Jim Heiring USA, Gérard Lelièvre FRA & Jordi Llopart ESP

Disqualified: Erling Andersen NOR, Martín Bermúdez MEX, Boguslaw Duda POL, Dietmar Meisch GDR & Mykola Udovenko URS

Mexico had high hopes of a second win in the Helsinki walks when world track record holder Raúl González held a lead of seven seconds at 20Km. Soon after, however, the Mexican's lead began to shrink. At 35Km, he had been caught by the GDR's Weigel. The German finished strongly to win easily in the fourth-fastest road time ever. González faded to fifth and the silver went to fast-finishing Marin, who had stopped for one minute at halfway due to stomach problems.

There was confusion at the finish. Weigel crossed the line and jogged for a few strides only to be instructed – incorrectly – to walk another full lap. This he did, but none of the other finishers were required to do so.

Rome 1987

(Sep 5)

1,	Hartwig Gauder	GDR	3:40:53
2,	Ronald Weigel	GDR	3:41:30
3,	Vyacheslav Ivanenko	URS	3:44:02
4,	Raffaello Ducceschi	ITA	3:47:49
5,	Martín Bermúdez	MEX	3:48:27
6,	Sandro Bellucci	ITA	3:48:52
7,	Pavel Szikora	TCH	3:49:44
8,	Arturo Bravo	MEX	3:52:08

9, Andrés Marín ESP 3:52:16; 10, Gottfried De Jonckheere BEL 3:52:21; 11, Raúl González MEX 3:53:30; 12, Erling Andersen NOR 3:55:52; 13, François Lapointe CAN 3:56:11; 14, Thierry Toutain FRA 3:56:34; 15, José Pinto POR 3:56:40; 16, Carl Schueler USA 3:57:09; 17, Marco Evoniuk USA 3:57:43; 18, Pavol Blazek TCH 3:58:43; 19, Paul Blagg GBR 3:59:55; 20, Jan Cortenbach NED 4:00:10; 21, Takehiro Sonohara JPN 4:00:11; 22, Jim Heiring USA 4:03:34; 23, Alain Lemercier FRA 4:09:53; 24, Denis Terraz FRA 4:10:55; 25, Michael Harvey AUS 4:11:04; 26, Willi Sawall AUS 4:14:25; 27, Martin Archambault CAN 4:26:03

Did not finish: Reima Salonen FIN & Manuel Alcalde ESP

Disqualified: Dietmar Meisch GDR, Valery Suntsov URS, Veniamin Nikolayev URS, Jordi Llopart ESP, Bo Gustafsson SWE, Vesa Puukari FIN, Grzegorz Ledzion POL & Giacomo Poggi ITA

Hartwig Gauder, unlucky to miss the 1983 championships with injury, kept the title in GDR hands with one of the finest performances in Rome.

In the very hot conditions, he clocked the fifth-fastest time in history. Gauder, defending champion Weigel, Ivanenko and Llopart got away after 30Km. By 40Km, Gauder led and shortly afterwards the Spaniard was disqualified. The winner completed the race with a final 10Km of 42:23, the fastest segment of the race. Weigel gained a silver

to add to his 1983 gold, while Ivanenko was almost four minutes in front of Ducceschi.

Tokyo 1991

(Aug 31)

1,	Aleksandr Potashov	URS	3:53:09	(3:53:08.15)
2,	Andrey Perlov	URS	3:53:09	(3:53:08.16)
3,	Hartwig Gauder	GER	3:55:14	
4,	Vitaliy Popovich	URS	4:00:10	
5,	Valentin Kononen	FIN	4:02:34	
6,	Giuseppe De Gaetano	ITA	4:03:43	
7,	Fumio Imamura	JPN	4:06:07	
8,	René Piller	FRA	4:06:30	

9, Gottfried De Jonckheere BEL 4:07:44; 10, Les Morton GBR 4:09:18; 11, Martín Bermúdez MEX 4:11:56; 12, José Marin ESP 4:13:19; 13, Tadahiro Kosaka JPN 4:13:32; 14, Gyula Dudás HUN 4:14:23; 15, Tim Berrett CAN 4:14:35; 16, Pavel Szikora TCH 4:14:59; 17, Jordi Llopart ESP 4:16:36; 18, Hubert Sonnek TCH 4:26:24; 19, Torsten Trampeli GER 4:27:23; 20, Jaroslav Makovec TCH 4:29:45; 21, Germán Sánchez MEX 4:34:41; 22, Paul Blagg GBR 4:35:22; 23, Takehiro Sonohara JPN 4:38:09; 24, Chris Maddocks GBR 4:39:15

Did not finish: Bo Gustafsson SWE, Giovanni Perricelli ITA, Basilio Labrador ESP, Simon Baker AUS, Héctor Moreno COL, Carl Schueler USA, Veijo Savikko FIN, Ronald Weigel GER, Robert Korzeniowski POL, Sandro Bellucci ITA, António Kohler BRA & Martial Fesselier FRA

Disqualified: Enrique Vera-Ibañez SWE & Rodrigo Serrano MEX

"It was like a sauna with 11 million people in it," said defending champion Gauder of the conditions. Even with a 7:00 start, the temperature was 25°C and humidity 97%. Potashov and Perlov upped the pace after 20Km (1:33:03), taking with them Gauder and Popovich. The four were all still in contention at halfway, but Potashov and Perlov pulled clear of Gauder, who in turn dropped the third Soviet. The two leaders, friends for 16 years, were together for the rest of the race and decided to attempt a dead heat.

"Fifty metres before the finish we thought it would be better not to compete and finish together. It was better for me to walk with Potashov than to walk alone," said Perlov. The two crossed the line with their arms around each other, but the photograph showed that Potashov had "won" by a margin of 0.01. There were 12 non-finishers in the torrid conditions, including two-time medallist Weigel.

Stuttgart 1993

(Aug 21)

1,	Jesús García	ESP	3:41:41
2,	Valentin Kononen	FIN	3:42:02
3,	Valeriy Spitsyn	RUS	3:42:50
4,	Axel Noack	GER	3:43:50
5,	Basilio Labrador	ESP	3:46:46
6,	René Piller	FRA	3:48:57
7,	Tim Berrett	CAN	3:50:23
8,	Carlos Mercenario	MEX	3:50:53

9, Jean-Claude Corre FRA 3:51:51; 10, Sergey Korepanov KAZ 3:52:50; 11, Viktor Ginko BLR 3:53:41; 12, Germán Sánchez MEX 3:54:07; 13, Giovanni Perricelli ITA 3:54:30; 14, Simon Baker AUS 3:57:11; 15, Massimo Quiriconi ITA 3:57:33; 16, Vyacheslav Smirnov RUS 3:58:20; 17, Andrés Marín ESP 3:58:45; 18, Stefan Malik SVK 4:01:28; 19, Jonathan Matthews USA 4:02:52; 20, Fumio Imamura JPN 4:03:22; 21, Pascal Charriere SUI 4:04:19; 22, German Skurygin RUS 4:04:27; 23, Les Morton GBR 4:06:56; 24, Milos Holusa CZE 4:06:56; 25, Modris Liepins LAT 4:10:35; 26, Aldo Bertoldi SUI 4:12:09; 27, Sergey Shildkret AZE 4:14:10; 28, José Urbano POR 4:17:34; 29, Adhemir Domingues BRA 4:19:08; 30, Trond Moretro NOR 4:19:14; 31, Herman Nelson USA 4:21:08; 32, Hirofumi Sakai JPN 4:21:33; 33, Michael Harvey AUS 4:23:40; 34, Eloy Quispe BOL 4:26:20; 35, Aleksandr Stiglenko KGZ 4:31:51

Did not finish: Zoltán Czukor HUN; Hartwig Gauder GER; Stefan Johansson SWE; Julio Urias GUA; Ronald Weigel GER

Disqualified: (r230.6a) Gottfried De Jonckheere BEL; Robert Korzeniowski POL; Vitaliy Popovich UKR; Aleksandr Potashov BLR & Miguel Rodríguez MEX

A very high standard saw nine of the first 10 set personal bests, three of them national records. Spain completed a walks double in Stuttgart through Jesús García. The 23 year-old watched Mercenario – the 1993 World Cup winner – try to get away at around 30Km before taking the

lead himself just before 40Km. Noack, Korzeniowski and Kononen were in touch with the Mexican falling back.

On the final circuit, the Pole was disqualified. Kononen caught García, but the Spaniard went away again to win by 80m. Meanwhile Spitsyn finished strongly to deprive Noack of the bronze medal.

Gothenburg 1995

(Aug 10)

1,	Valentin Kononen	FIN	3:43:42
2,	Giovanni Perricelli	ITA	3:45:11
3,	Robert Korzeniowski	POL	3:45:57
4,	Miguel Rodríguez	MEX	3:46:34
5,	Jesús Angel García	ESP	3:48:05
6,	Aleksandar Rakovic	YUG	3:49:35
7,	Arturo Di Mezza	ITA	3:49:46
8,	René Piller	FRA	3:49:47

9, Sergey Korepanov KAZ 3:51:55; 10, Nikolay Matyukhin RUS 3:53:25; 11, Stefan Malik SVK 3:54:23; 12, Carlos Mercenario MEX 3:55:24; 13, Axel Noack GER 3:55:51; 14, Tim Berrett CAN 3:57:13; 15, Aleksandr Voyevodin RUS 3:59:23; 16, Jaime Barroso ESP 4:01:23; 17, Pavol Blazek SVK 4:03:45; 18, Henrik Kjellgren SWE 4:04:38; 19, Milos Holusa CZE 4:04:59; 20, Fumio Imamura JPN 4:06:08; 21, José Magalhães POR 4:09:38; 22, Craig Barrett NZL 4:10:26; 23, Andrés Marín ESP 4:12:01; 24, Jean Claude Corre FRA 4:12:38; 25, Eloy Quispe BOL 4:16:21; 26, Michael Harvey AUS 4:16:41

Did not finish: Sándor Urbánik HUN, Allen James USA, Germán Sánchez MEX, Valeriy Spitsyn RUS, Thierry Toutain FRA, Costica Balan ROU, Zhao Yongsheng CHN & Hubert Sonnek CZE

Disqualified: (r230.6a) Giovanni De Benedictis ITA, Ronald Weigel GER, Peter Malik SVK, Viktor Ginko BLR, Vitaliy Popovich UKR, Les Morton GBR & Zoltán Czukor HUN

Zhao Yongsheng tried the same tactics which had won him the 1995 World Cup. He took the lead from the start. He was 30 seconds ahead at 10Km, but this shrank to 23 seconds at 20Km and eight at halfway (1:53:50). The Chinese managed to stay in front for another seven kilometres when he was caught by Kononen (7th at halfway). Zhao battled to keep with the Finn but collapsed 3:13 into the race and was taken to hospital with heat exhaustion.

Kononen, who received great support from the spectators, had no trouble going one better than in 1993. Perricelli and Korzeniowski finished strongly to claim the silver and bronze medals. "If you can stand up at the finish," said the winner, "you must be okay."

Athens 1997

(Aug 7)

1,	Robert Korzeniowski	POL	3:44:46
2,	Jesús Angel García	ESP	3:44:59
3,	Miguel Rodríguez	MEX	3:48:30
4,	Oleg Ishutkin	RUS	3:50:04
5,	Tomasz Lipiec	POL	3:50:14
6,	Fumio Imamura	JPN	3:50:27
7,	Sylvain Caudron	FRA	3:51:17
8,	Arturo Di Mezza	ITA	3:51:33

9, Valentin Kononen FIN 3:53:40; 10, Aleksey Voyevodin RUS 3:54:28; 11, René Piller FRA 3:55:06; 12, Sergey Korepanov KAZ 3:56:19; 13, Craig Barrett NZL 3:56:30; 14, Giovanni Perricelli ITA 3:57:38; 15, Nikolay Matyukhin RUS 3:58:18; 16, Axel Noack GER 3:59:29; 17, Héctor Moreno COL 3:59:33; 18, Stefan Malik SVK 3:59:52; 19, Ruben Arikado MEX 4:04:17; 20, Zoltán Czukor HUN 4:05:09; 21, Santiago Pérez ESP 4:05:25; 22, Dmitriy Savaytan BLR 4:05:35; 23, Julio Urias GUA 4:07:18; 24, Peter Zanner GER 4:07:38; 25, Christoph Cousin FRA 4:08:26; 26, Milos Holusa CZE 4:09:08; 27, José Magalhães POR 4:10:03; 28, Orazio Romanzi ITA 4:11:00; 29, Hristos Karayiorgos GRE 4:30:05

Did not finish: Viktor Ginko BLR, Tim Berrett CAN, Zhao Yongsheng CHN, Jaime Barroso ESP & Bo Gustafsson SWE

Disqualified: (r230.6a) Dirk Nicque BEL, Thomas Wallstab GER, Germán Sánchez MEX, Jacek Muller POL, Roman Mrázek SVK, Peter Tichy SVK, Andrew Hermann USA & Aleksandar Rakovic YUG

Disqualified at the 1993 Championships and third last time, Korzeniowski added the world title to his Olympic laurels with a tremendous race in which he covered the 10k segments in 47:10, 45:10, 44:59, 43:17 (!) and 44:10 – halves of 1:55:02 and (in 30°C heat) 1:49:44 to win by 13 seconds from 1993 winner García. The latter held

a 14-second lead at 15k but was caught by the pack in the 18th kilometre. Korzeniowski burst away with just over 2k to go. Rodriguez came through fast in the latter stages to overtake Ishutkin for third. All three medallists received two warnings.

Seville 1999

(Aug 25)

1,	Ivano Brugnetti	ITA	3:47:54
2,	Nikolay Matyukhin	RUS	3:48:18
3,	Curt Clausen	USA	3:50:55
4,	Valentí Massana	ESP	3:51:55
5,	Robert Ihly	GER	3:53:47
6,	Arturo Di Mezza	ITA	3:53:50
7,	Craig Barrett	NZL	3:54:38
8,	Yang Yongjian	CHN	3:55:23

9, René Piller FRA 3:56:39; 10, Modris Liepins LAT 3:57:11; 11, Theodoros Stamatopoulos GRE 3:58:37; 12, Dion Russell AUS 3:59:23; 13, Aleksandar Rakovic YUG 3:59:56; 14, Ma Hongye CHN 4:01:28; 15, Fumio Imamura JPN 4:01:47; 16, Milos Holusa CZE 4:03:20; 17, Spyros Kastánis GRE 4:03:59; 18, Wang Yinhang CHN 4:04:57; 19, Roman Magdziarczyk POL 4:05:10; 20, Gyula Dudás HUN 4:05:58; 21, Pedro Martins POR 4:06:31; 22, Bengt Bengtsson SWE 4:09:34; 23, Carlos Mercenario MEX 4:09:40; 24, Denis Franke GER 4:10:16; 25, Pascal Servanty FRA 4:11:02; 26, Santiago Pérez ESP 4:11:30; 27, Akihiko Koike JPN 4:18:43; 28, Jeff Cassin IRL 4:20:43; 29, Klaus David Jensen DEN 4:32:06

Did not finish: Yevgeniy Shmalyuk RUS, Sergey Korepanov KAZ, Sylvain Caudron FRA, Trond Nymark NOR, Valentin Kononen FIN, Jesús Angel García ESP, Viktor Ginko BLR, Giovanni Perricelli ITA, Joel Sánchez MEX & Miguel Angel Rodríguez MEX

Disqualified: (r230.6a) Aigars Fadejevs LAT, Peter Tichy SVK, Denis Trautmann GER, Zujus Daugvinas LTU, Jacob Sørensen DEN, Tomasz Lipiec POL, Zoltán Czukor HUN, Andrew Hermann USA, Tim Berrett CAN, Robert Korzeniowski POL & Allen Heppner USA

Disqualified: (40.1) German Skurygin RUS (3:44:23)

Did not start: Igor Kollár SVK

The brilliant sequence of titles won by Korzeniowski (1996 Olympics, 1997 World, 1998 European) came to an end – albeit temporarily – with his disqualification shortly before 40 kilometres. By then it was clear anyway that, barring disaster, the new champion would apparently be Skurygin, who had been left in the lead when Fadejevs (ahead by 43secs at 15 kilometres and by 1 min 15 sec at 20 kilometres) was pulled at halfway. The order was Fadejevs 1:52:01, Skurygin 1:52:50, Shmalyuk and García 1:53:48, Korzeniowski and Clausen 1:54:14. By 30 kilometres Skurygin was over two minutes clear of Brugnetti (13th at halfway in 1:54:58) and Korzeniowski, and by 40 kilometres his advantage over the young Italian was more than three and a half minutes, a margin he maintained to the finish.

In November 2001 – following a lengthy investigation – it was revealed that the Russian Federation had decided to impose a 2-year suspension on Skurygin (from August 1999) as he had failed a doping test after his victory. He was stripped of the title which was given to the original silver medallist Brugnetti, who at 22 became the youngest ever winner of this event.

Edmonton 2001

(Aug 11)

1,	Robert Korzeniowski	POL	3:42:08
2,	Jesús Angel García	ESP	3:43:07
3,	Edgar Hernández	MEX	3:46:12
4,	Aigars Fadejevs	LAT	3:46:20
5,	Vladimir Potemin	RUS	3:46:53
6,	Valentí Massana	ESP	3:48:28
7,	Curt Clausen	USA	3:50:46
8,	Marco Giungi	ITA	3:51:09

9, Tomasz Lipiec POL 3:53:06; 10, Mike Trautmann GER 3:53:25; 11, Denis Langlois FRA 3:53:42; 12, David Boulanger FRA 3:53:52; 13, Francesco Galdenzi ITA 3:54:42; 14, Philip Dunn USA 3:56:33; 15, Mikel Odriozola ESP 3:57:17; 16, Spyros Kastánis GRE 3:57:35; 17, Yoshimi Hara JPN 3:58:47; 18, Milos Holusa CZE 3:58:54; 19, Tim Berrett CAN 3:59:34; 20, Sergey Korepanov KAZ 3:59:57; 21, Aleksandar Rakovic YUG 4:01:50; 22, Jacob Sørensen DEN 4:03:21; 23, Stefan Malik SVK 4:04:50; 24, Miguel Rodríguez MEX 4:06:45; 25, Jorge Costa POR 4:07:48; 26, Fredrik Svensson SWE 4:08:35; 27, René Piller FRA 4:10:54; 28, Jamie Costin IRL 4:11:58; 29, Fumio Imamura JPN 4:12:28; 30, Ugis Bruvelis LAT 4:22:02; 31, Arturo Huerta CAN 4:25:07

Did not finish: Sándor Urbanik HUN, Giovanni De Benedictis ITA, Omar Zepeda MEX, Trond Nymark NOR, Craig Barrett NZL, Aleksey Voyevodin RUS & Matej Spisiak SVK

Disqualified: (r230.6a) Darren Bown AUS, Nathan Deakes AUS, Liam Murphy AUS, Denis Trautmann GER, Modris Liepins LAT, Daugvinas Zujus LTU, Roman Magdziarczyk POL, Pedro Martins POR, Nikolay Matyukhin RUS & Bengt Bengtsson SWE

Robert Korzeniowski was dominant again, collecting his third World Championship gold. His compatriot Lipiec built up a big lead in the first half of the race which included 24 laps of the walking circuit. By 30Km the leader was Fadejevs (2:14:26) from Korzeniowski and Potemin. Fadejevs then tried to break away before the Polish champion strode clear. He competed the last 10Km in 44:21 and set a world-leading mark for 2001. The 1993 winner García collected his third world medal, a silver, while the surprising Hernández overtook Fadejevs for the bronze just 120m from the finish.

Paris 2003

(Aug 27)

1,	Robert Korzeniowski	POL	3:36:03WR
2,	German Skurygin	RUS	3:36:42
3,	Andreas Erm	GER	3:37:46
4,	Aleksey Voyevodin	RUS	3:38:01
5,	Denis Nizhegorodov	RUS	3:38:23
6,	Jesús Angel García	ESP	3:43:56
7,	Roman Magdziarczyk	POL	3:44:53
8,	Trond Nymark	NOR	3:46:14
9,	Sergey Korepanov	KAZ	3:47:42
10,	Denis Langlois	FRA	3:49:05
11,	Eddy Riva	FRA	3:53:18
12,	German Sánchez	MEX	3:53:24
13,	Peter Korcok	SVK	3:54:12
14,	Mikel Odriozola	ESP	3:56:27
15,	Fredrik Svensson	SWE	3:56:31
16,	Spyros Kastánis	GRE	3:56:41
17,	Pedro Martins	POR	3:58:10
17,	Bengt Bengtsson	SWE	3:58:36
19,	Tim Berrett	CAN	4:02:03

Did not finish: Francisco Pinaro ESP, Luis García GUA, Jamie Costin IRL, Miguel Angel Rodríguez MEX & Aleksandar Rakovic SCG

Disqualified: (r230.6a) Bian Aiguo CHN, Wang Yinhang CHN, Yu Chaohong CHN, Milos Holusa CZE, Jacob Sørensen DEN, János Tóth HUN, Marco Giungi ITA, Fumio Imamura JPN, Aigars Fadejevs LAT, Modris Liepins LAT, Craig Barrett NZL, Tomasz Lipiec POL, Grzegorz Sudol POL, Peter Tichy SVK & Curt Clausen USA

After four World or Olympic golds at 50Km, the great Robert Korzeniowski described this event as “the toughest race of my life.” Like Jefferson Pérez four days earlier, he broke the world record with negative splits. The defending champion, resident in France, was always prominent. At 15Km there were seven men in the lead pack; Korzeniowski, Erm, Voyevodin, Yu, Fadejevs, Nizhegorodov and 1999 disqualiffee Skurygin. Two laps later the 35 year-old Pole began to stretch away and was six seconds ahead of Erm at the halfway mark.

At 38Km Erm was caught by Skurygin, who continued to close dramatically orzeniowski. The Russian covered 35K-45Km in 41:38 compared with Korzeniowski 42:22, but the vastly experienced Pole had saved himself for a 21:12 final lap to Skurygin's 21:45. “I had no other possibility than to set a new world best,” said Korzeniowski. “The others kept pushing me, so I had to take a risk and pick up my speed.” The race comprised a 2Km start/finish link plus 24 laps of a 2Km loop.

Helsinki 2005

(Aug 12)

1,	Sergey Kiryapkin	RUS	3:38:08
2,	Aleksey Voyevodin	RUS	3:41:25
3,	Alex Schwazer	ITA	3:41:54
4,	Trond Nymark	NOR	3:44:04
5,	Zhao Chengliang	CHN	3:44:45
6,	Omar Zepeda	MEX	3:49:01
7,	Roman Magdziarczyk	POL	3:49:55
8,	Yuki Yamazaki	JPN	3:51:15
9,	Horacio Nava	MEX	3:53:57
10,	Peter Korcok	SVK	3:55:02
11,	Tim Berrett	CAN	3:55:48
12,	Julio Martínez	GUA	3:57:56
13,	Marco De Luca	ITA	3:58:32
14,	Denis Langlois	FRA	3:59:31
15,	Ken Akashi	JPN	3:59:35
16,	Kim Dong-young	KOR	4:01:25
17,	Modris Liepins	LAT	4:01:54
18,	Milos Batovsky	SVK	4:05:44
19,	Sergey Korepanov	RUS	4:06:23
20,	Pedro Martins	POR	4:08:12
21,	Antti		

Kempas FIN 4:10:30; 22, Jorge Costa POR 4:22:17; 23, Phillip Dunn USA 4:25:27
Did not finish: Andrey Stepanchuk BLR, Sérgio Galdino BRA, Han Yucheng CHN, Xing Shucai CHN, Luis García MEX, Rafal Fedaczynski POL, Aleksey Kazanin UKR

Disqualified: (r230.6a) Viktor Ginko BLR, Milos Holusa CZE, Jesús Angel García ESP, Mikel Odriozola ESP, Jani Lehtinen FIN, Yohan Diniz FRA, Diego Cafagna ITA, Aigars Fadejevs LAT, Miguel Solis MEX, Craig Barrett NZL, Grzegorz Sudol POL, Vladimir Kanaykin RUS, Aleksandar Rakovic SCG, Fredrik Svensson SWE

The results showing the splits for the race told a very simple story. At every 5Km mark except one, the leader was Kiryapkin. At 5Km – reached in 22:16 – a group of 11 were together. This had shrunk to three – all Russians – by 10Km (44:12). The pace kept increasing with Voyevodin and Kiryapkin together at 20Km (1:28:02). By 30Km (2:11:47) Kiryapkin was 26 seconds clear, and the screw was still turning. Kiryapkin's fourth 10Km section was covered in 42:52 (sub-3:35 pace), before he let up slightly with a 43:29 over the last fifth of the race. Voyevodin finished more than three minutes back, holding off the 20 year-old Schwazer, the youngest medalist in the history of the event. Of the top four, only Voyevodin failed to set a personal best.

Osaka 2007

(Sep 1)

1,	Nathan Deakes	AUS	3:43:53
2,	Yohan Diniz	FRA	3:44:22
3,	Alex Schwazer	ITA	3:44:38
4,	Denis Nizhegorodov	RUS	3:46:57
5,	Erik Tysse	NOR	3:51:52
6,	Mikel Odriozola	ESP	3:55:19
7,	Sun Chao	CHN	3:55:43
8,	Trond Nymark	NOR	3:57:22
9,	Horacio Nava	MEX	3:58:17
10,	Jarkko Kinnunen	FIN	3:58:22
11,	Antti Kempas	FIN	3:59:34
12,	Donatas Skarnulis	LTU	3:59:48
13,	Eddy Riva	FRA	4:00:44
14,	David Boulanger	FRA	4:01:30
15,	António Pereira	POR	4:02:09
16,	Ken Akashi	JPN	4:02:31
17,	Yusuke Yachi	JPN	4:05:21
18,	Diego Cafagna	ITA	4:06:03
19,	Tim Berrett	CAN	4:06:47
20,	Jesús Sánchez	MEX	4:07:14
21,	Grzegorz Sudol	POL	4:07:48
22,	Milos Batovsky	SVK	4:08:22
23,	Nenad Filipovic	SRB	4:12:11
24,	Chris Erickson	AUS	4:13:00
25,	Konstadinos Stefanópoulos	GRE	4:14:22
26,	Augusto Cardoso	POR	4:14:38
27,	Jorge Costa	POR	4:16:05
28,	Igors Kazakevics	LAT	4:19:43
29,	Andrei Stepanchuk	BLR	4:23:30
30,	Rafal Fedaczynski	POL	4:24:51
31,	Kevin Eastler	USA	4:31:52

Did not finish: Vitali Talankov BLR, Fredy Hernández COL, Santiago Pérez ESP, Jamie Costin IRL, Marco De Luca ITA, Yuki Yamazaki JPN, Ingus Janevics LAT, Tony Sargisson NZL, Kamil Kalka POL, Vladimir Kanaykin RUS, Sergey Kiryapkin RUS, Aleksey Voyevodin RUS, Peter Korcok SVK, Anton Kucmin SVK DNF

Disqualified: Duane Cousins AUS, Yu Chaohong CHN, Zhao Chengliang CHN, Jesús Angel García ESP, Zoltán Czukur HUN, Colin Griffin IRL, Omar Zepeda MEX, Andreas Gustafsson SWE, Fredrik Svensson SWE

Pérez was the early leader, passing 5Km in 23:36, but was 42 seconds behind Yu by 10Km, after the Chinese athlete's second 5Km split of 22:18. Neither man would finish. Ninety seconds behind Yu, the favourites were biding their time. World record holder Deakes took over the lead just after the 30Km point, passing 35Km some six seconds ahead of European Champion Diniz, and extended his lead the rest of the way to the finish. Behind these two, Schwazer held back till the 35Km point on the advice of his coach, before gaining more than one and a half minutes on Deakes. He won the bronze but was furious that his move had come too late. Down in 19th place was Canada's Tim Berrett who became the first man to compete in nine World Championships. The temperature ranged from 25° to 30° during the race, resulting in the slowest winning time since 1999.

50 KILOMETRES WALK

Multiple Medallists:

4	Robert Korzeniowski	POL	95-3, 97-1, 01-1, 03-1
3	Jesús Ángel García	ESP	93-1, 97-2, 01-2
2	Ronald Weigel	GDR	83-1, 87-2
	Hartwig Gauder	GDR/GER	87-1, 91-3
	Valentin Kononen	FIN	93-2, 95-1
	Alex Schwarzer	ITA	05-3, 07-3

Most Placings in Top Eight:

5	García	93-1, 95-5, 97-2, 01-2, 03-6
	Korzeniowski	95-3, 97-1, 01-1, 03-1

50 Kilometres Walk, continued

Most Appearances:

9	Tim Berrett	CAN	91-15, 93-7, 95-14, 97-dnf, 99-dq, 01-19, 03-19, 05-11, 07-19
	García		93-1, 95-5, 97-2, 99-dnf, 01-2, 03-6, 05-dq, 07-dq

National Placings:

	1	2	3	4	5	6	7	8	Points
RUS	1	3	1	3	2	-	-	-	58
ESP	1	3	-	1	2	3	-	-	51
GER	2	1	2	1	2	-	-	1	49
ITA	1	1	2	1	-	3	3	2	49
URS	2	1	2	1	-	1	-	1	44
MEX	-	1	2	2	2	1	-	2	42
POL	3	-	1	-	1	-	2	-	38
FIN	1	1	1	1	1	-	-	-	30
FRA	-	1	-	-	-	1	1	2	14
NOR	-	-	-	1	1	-	-	2	11
AUS	1	-	-	-	-	-	-	-	8
USA	-	-	1	-	-	-	1	-	8
CHN	-	-	-	-	1	-	1	1	7
JPN	-	-	-	-	-	1	1	1	6
LAT	-	-	-	1	-	-	-	-	5
CAN	-	-	-	-	-	1	1	-	5
YUG	-	-	-	-	-	1	-	-	3
NZL	-	-	-	-	-	-	1	-	2
TCH	-	-	-	-	-	-	1	-	2
Totals	12	12	12	12	12	12	12	12	432

First round (First 4 & 4 fastest to semi-finals) (Aug 9)

Heat 1: 1, GDR 39.22; 2, Bulgaria 39.55; 3, Great Britain & NI 39.56; 4, Nigeria 39.62; 5, Finland 39.65; 6, Bahamas 39.91; (non-qualifiers) 7, Ghana 41.92; Cuba DNS

Teams:

GDR	Andreas Knebel, Thomas Schröder, Jens Hubler, Frank Emmelmann
BUL	Krasimir Sarbakov, Yordan Vandov, Bogomil Karadimov, Valentin Atanasov
GBR	Ainsley Bennett, Donovan Reid, Mike McFarlane, Drew McMaster
NGR	Innocent Egbunike, Ikpoto Esemé, Samson Oyeledun, Chidi Imoh
FIN	Jouko Lehtinen, Jouko Hassi, Jukka Sihvonen, Kimmo Saaristo
BAH	Fabian Whymns, Austin Albury, Joey Wells, David Charlton
GHA	Ernest Obeng, Sam Aidoo, Edward Pappoe, Awudu Nuhu

Heat 2: 1, United States 38.75; 2, Italy 39.40; 3, Hungary 39.58; 4, Australia 40.02; (Non-qualifiers) 5, Ivory Coast 40.70; Canada, Kenya & PR of China DQ

Teams:

USA	Emmit King, Willie Gault, Calvin Smith, Carl Lewis
ITA	Stefano Tilli, Carlo Simionato, Pierfrancesco Pavoni, Pietro Mennea
HUN	Ferenc Kiss, István Nagy, László Bably, István Tatar
AUS	Paul Narracott, Gerrard Keating, Bruce Frayne, Gary Minihan
CIV	Kduakio Otokpa, Avognan Nogboum, Georges Kablan, Gabriel Tiacoh
CAN	Ben Johnson, Atlee Mahorn, Desai Williams, Tony Sharpe
KEN	Alfred Nyambane, Peter Wekesa, John Anzrah, Moja Shivanda
CHN	Wang Shaoming, He Baodang, Cai Jianming, Yan Guoqiang

Heat 3: 1, USSR 38.77; 2, France 39.17; 3, FRG 39.35; 4, Poland 39.41; 5, Jamaica 39.49; 6, Greece 39.85; (Non-qualifiers) 7, Thailand 40.17; 8, Chinese Taipei 40.49

Teams:

URS	Andrey Prokofyev, Nikolay Sidorov, Vladimir Muravyov, Viktor Bryzgin
FRA	Thierry François, Marc Gasparoni, Antoine Richard, Jean-Jacques Boussemart
FRG	Werner Bastians, Christian Haas, Jürgen Evers, Andreas Rizzi
POL	Krzysztof Zwolinski, Zenon Licznarski, Czeslaw Pradzynski, Marian Woronin
JAM	George Walcott, Ray Stewart, Leroy Reid, Samuel Bradford
GRE	Angelos Angelidis, Theodoros Gatzios, Nikolaos Hadjinikolaou, Kosmas Stratos
THA	Somsak Boontad, Suchart Chairsuvaparb, Prasit Boomprasert, Sumet Promna
TPE	Wu Jing-Yee, Lee Kuo-Sheng, Hwang Chian-Shim, Hwang Sheng-Tai

Semi-finals (First 4 to final) (Aug 10)

Heat 1: 1, USSR 38.62; 2, Italy 38.74; 3, Poland 39.01; 4, France 39.14; (Non-qualifiers) 5, Nigeria 39.44; 6, Greece 39.71; 7, Finland 40.02; Hungary DNF

Teams:

URS	Andrey Prokofyev, Nikolay Sidorov, Vladimir Muravyov, Viktor Bryzgin
ITA	Stefano Tilli, Carlo Simionato, Pierfrancesco Pavoni, Pietro Mennea
POL	Krzysztof Zwolinski, Zenon Licznarski, Czeslaw Pradzynski, Marian Woronin
FRA	Thierry François, Marc Gasparoni, Antoine Richard, Jean-Jacques Boussemart
NGR	Innocent Egbunike, Ikpoto Esemé, Samson Oyeledun, Chidi Imoh
GRE	Angelos Angelidis, Theodoros Gatzios, Nikolaos Hadjinikolaou, Kosmas Stratos
FIN	Jouko Lehtinen, Jouko Hassi, Jukka Sihvonen, Kimmo Saaristo
HUN	Ferenc Kiss, István Nagy, László Bably, István Tatar

Heat 2: 1, United States 38.50; 2, GDR 38.95; 3, FRG 39.13; 4, Jamaica 39.18; (Non-qualifiers) 5, Great Britain & NI 39.39; 6, Bulgaria 39.59; 7, Bahamas 40.52; Australia DNF

Teams:

USA	Emmit King, Willie Gault, Calvin Smith, Carl Lewis
GDR	Andreas Knebel, Thomas Schröder, Jens Hubler, Frank Emmelmann
FRG	Werner Bastians, Christian Haas, Jürgen Evers, Andreas Rizzi
JAM	George Walcott, Ray Stewart, Leroy Reid, Samuel Bradford
GBR	Ainsley Bennett, Donovan Reid, Mike McFarlane, Drew McMaster
BUL	Krasimir Sarbakov, Yordan Vandov, Bogomil Karadimov, Valentin Atanasov
BAH	Fabian Whymns, Austin Albury, Joey Wells, David Charlton
AUS	Paul Narracott, Gerrard Keating, Bruce Frayne, Gary Minihan

4 x 100 Metres Relay Helsinki 1983

Final (Aug 10)

1,	United States	37.86WR
2,	Italy	38.37
3,	USSR	38.41
4,	GDR	38.51
5,	FRG	38.56
6,	Poland	38.72
7,	Jamaica	38.75
8,	France	38.98

Mary Decker's dramatic 3000m win and Jarmila Kratochvilová's world 400m record were already brilliant highlights on August 10, 1983, which became known as "Wonderful Wednesday." The sprint relay ended the day with the second and final of Helsinki's world records, and a third gold for the world's greatest male athlete.

Lewis had a busy night. First he anchored the US to a win in their semi-final, before taking a winning lead in the long jump final. The final, two hours later, saw the US drawn in lane 3 with Olympic Champions USSR assigned the unfavourable inside draw. Individual bronze medallist King got the US off to a strong start, but by the end of the second leg, the USSR were level. Smith pulled clear on the final bend to give Lewis a one metre lead. This he improved to five metres. The time of 37.86 was 0.17 inside the previous world record, and this news caused great celebration among the US team. One of the first to congratulate Lewis was Jason Grimes, whom Lewis had just beaten into second place in the long jump. The Americans had dominated the championships so far and were firm favourites with the crowd.

"That was probably the best feeling I've ever had in track and field," said Lewis. "We were so far from home, but we were made to feel like we were at home."

Thanks to a fine anchor leg by Pietro Mennea, Italy pipped the USSR for the silvers. For the first time, eight teams bettered 39 seconds in the same race.

Teams & splits where known:

USA	Emmit King, Willie Gault, Calvin Smith, Carl Lewis 8.98
ITA	Stefano Tilli, Carlo Simionato, Pierfrancesco Pavoni, Pietro Mennea 9.28
URS	Andrey Prokofyev, Nikolay Sidorov, Vladimir Muravyov, Viktor Bryzgin
GDR	Andreas Knebel, Thomas Schröder, Jens Hubler, Frank Emmelmann
FRG	Werner Bastians, Christian Haas, Jürgen Evers, Andreas Rizzi
POL	Krzysztof Zwolinski, Zenon Licznarski, Czeslaw Pradzynski, Marian Woronin
JAM	George Walcott, Ray Stewart, Leroy Reid, Samuel Bradford
FRA	Thierry François, Marc Gasparoni, Antoine Richard, Jean-Jacques Boussemart

Rome 1987

Final (Sep 6)

1,	United States	37.90
2,	USSR	38.02
3,	Jamaica	38.41
4,	FRG	38.73
5,	Hungary	39.04
6,	Italy	39.62
7,	PR of China	39.93
	Canada	DQ (38.47)

The United States retained their title, with Lewis winning his sixth world gold, but were not nearly as convincing as in 1983. It was Dennis Mitchell, not Lewis, who anchored the USA to wins in their heats and semi-finals. In the final, the Americans were pressurised by the USSR, who held a 2m lead after a fine last changeover. Lewis, inevitably, was able to catch and pass the Soviet anchorman Vladimir Krylov. The USSR, however, smashed their European record. The winning time was the third-fastest ever.

The Canadian team which so nearly won bronze were ultimately disqualified due to the involvement of Ben Johnson. The IAAF had annulled his 1987 World Championship performances after his admission of a doping violation.

Teams & splits where known:

USA	Lee McRae, Lee McNeill, Harvey Glance, Carl Lewis 8.86
URS	Aleksandr Yevgenyev, Viktor Bryzgin, Vladimir Muravyov, Vladimir Krylov 9.01
JAM	John Mair, Andrew Smith, Clive Wright, Ray Stewart 9.23
FRG	Fritz Heer, Volker Westhagemann, Christian Haas, Norbert Dobeleit 9.38
HUN	István Nagy, László Karaffa, István Tatár, Attila Kovács 9.33
ITA	Ezio Madonia, Domenico Gorla, Paolo Catalano, Pierfrancesco Pavoni 9.39
CHN	Li Tao, Cai Jianming, Li Feng, Zheng Chen 9.25
CAN	Ben Johnson DQ, Atlee Mahorn, Desai Williams, Mike Dwyer 9.31

First round (First 4 & 4 fastest to semi-finals) (Sep 5)

Heat 1: 1, United States 38.80; 2, Hungary 39.11; 3, Japan 39.49; 4, PR of China 39.63; 5, Spain 40.20; (Non-qualifiers) 6, Uganda 40.22; Great Britain & NI DQ

Teams:

USA	Lee McRae, Lee McNeill, Harvey Glance, Dennis Mitchell
HUN	István Nagy, László Karaffa, István Tatár, Attila Kovács
JPN	Kaoru Matsubara, Hirohisa Ota, Masahiro Nagura, Hiroki Fuwa
CHN	Li Tao, Cai Jianming, Li Feng, Zheng Chen
ESP	Enrique Talavera, Prado, Miguel García, Javier Arques
UGA	Moses Musonge, Joseph Ssali, Sunday Olweny, Edward Bitoga
GBR	Lincoln Asquith, John Regis, Mike McFarlane, Clarence Callender

Heat 2: 1, USSR 38.98; 2, FRG 39.10; 3, Brazil 39.57; 4, Italy 39.58; 5, Ghana 39.77; 6, Chinese Taipei 40.05 (All qualified)

Teams:

URS	Aleksandr Yevgenyev, Viktor Bryzgin, Vladimir Muravyov, Andrey Fedoriv
FRG	Fritz Heer, Volker Westhagemann, Christian Haas, Norbert Dobeleit
BRA	Joilto Bonfim, Carlos de Oliveira, Arnaldo Silva, Robson da Silva
ITA	Ezio Madonia, Stefano Tilli, Paolo Catalano, Pierfrancesco Pavoni
GHA	John Myles-Mills, Emmanuel Tuffuor, Salaam Gariba, Eric Akogyiram
TPE	Lai, Lee, Chang, Cheng

Heat 3: 1, Jamaica 38.88; 2, Cuba 39.44; 3, Senegal 39.83; 4, Portugal 40.10; (Non-qualifier) Nigeria DNS; Canada DQ (38.76) qualified for semi-final but disqualified in retrospect

Teams:

JAM	John Mair, Andrew Smith, Clive Wright, Ray Stewart
CUB	Ricardo Chacón, Leandro Peñalvar, Sergio Querol, Andrés Simón
SEN	Charles Seck, Hamidou Diawara, Joseph Diaz, Amadem Mbaye
POR	Arnaldo Abrantes, Pedro Curvelo, Luis Cunha, Luis Barroso
NGR	Augustina Olobia, Patrick Nwankwo, Innocent Egbunike, Chidi Imoh
CAN	Ben Johnson DQ, Atlee Mahorn, Desai Williams, Mike Dwyer

Semi-finals (First 4 to final) (Sep 5)

Heat 1: 1, USSR 38.29; 2, FRG 38.84; 3, Italy 39.53; (Non-qualifiers) 4, Japan 39.71; 5, Spain 39.74; 6, Ghana 39.94; 7, Senegal 40.22; Canada DQ (38.50) qualified for final but disqualified in retrospect

Teams:

URS	Aleksandr Yevgenyev, Viktor Bryzgin, Vladimir Muravyov, Vladimir Krylov
FRG	Fritz Heer, Volker Westhagemann, Christian Haas, Norbert Dobeleit
ITA	Ezio Madonia, Stefano Tilli, Paolo Catalano, Pierfrancesco Pavoni
JPN	Kaoru Matsubara, Hirohisa Ota, Masahiro Nagura, Hiroki Fuwa
ESP	Miguel García, Juan Prado, Angel Heras, Javier Arques
GHA	John Myles-Mills, Emmanuel Tuffuor, Salaam Gariba, Eric Akogyiram
SEN	Charles Seck, Hamidou Diawara, Joseph Diaz, Amadem Mbaye
CAN	Ben Johnson DQ, Atlee Mahorn, Desai Williams, Mike Dwyer

Heat 2: 1, United States 38.33; 2, Jamaica 38.66; 3, Hungary 38.78; 4, PR of China 39.05; (Non-qualifiers) 5, Cuba 39.08; 6, Brazil 39.22; 7, Chinese Taipei 39.90; 8, Portugal 40.24

Teams:

USA	Lee McRae, Lee McNeill, Harvey Glance, Dennis Mitchell
JAM	John Mair, Andrew Smith, Clive Wright, Ray Stewart
HUN	István Nagy, László Karaffa, István Tatár, Attila Kovács
CHN	Li Tao, Cai Jianming, Li Feng, Zheng Chen
CUB	Ricardo Chacón, Leandro Peñalvar, Sergio Querol, Andrés Simón
BRA	Joilto Bonfim, Carlos de Oliveira, Arnaldo Silva, Robson da Silva

TPE	Lai Cheng-Chyuan, Lee Shiun-Long, Chang Yih-Yuan, Cheng Hsin-Fu
POR	Arnaldo Abrantes, Pedro Curvelo, Luis Cunha, Luis Barroso

Tokyo 1991

Final (Sep 1)

1,	United States	37.50WR
2,	France	37.87
3,	Great Britain & NI	38.09
4,	Nigeria	38.43
5,	Italy	38.52
6,	Jamaica	38.67
7,	USSR	38.68
8,	Canada	39.51

It had already been a notable year for the 4x100m relay, with two world records by the USA earlier in the summer. After the US sweep in the 100m final, another record looked likely, and this was confirmed in the heats. The squad of Cason, Burrell, Mitchell and Marsh won in 37.75, just 0.08 down on the new world mark. Lewis was to replace Marsh in the final, in which the United States were given an unexpectedly close race by France. However, the US won clearly in a new world record.

“We had something to prove,” said Lewis, who won his eighth world gold, “and that was that American sprinters are supreme. All summer we’ve heard that the French have been saying that the US isn’t a proper team and that they can’t change the baton.”

Teams & splits where known:

USA	Andre Cason 10.30, Leroy Burrell 8.91, Dennis Mitchell 9.22, Carl Lewis 9.07
FRA	Max Morinière, Daniel Sangouma, Jean-Charles Trouabal, Bruno Marie-Rose
GBR	Tony Jarrett, John Regis, Darren Braithwaite, Linford Christie
NGR	George Ogbeide, Olapade Adeniken, Victor Omagbemi, Davidson Ezinwa
ITA	Mario Longo, Ezio Madonia, Sandro Floris, Stefano Tilli
JAM	Dennis Mowatt, Ray Stewart, Michael Green, John Mair
URS	Viktor Bryzgin, Aleksandr Goremykin, Oleg Khramarenko, Vitaliy Savin
CAN	Ben Johnson, Mike Dwyer, Cyprian Enweani, Peter Ogilvie

First round (First 3 & 2 fastest to final) (Aug 31)

Heat 1: 1, France 38.29; 2, Great Britain & NI 38.36; 3, Jamaica 38.45; 4, Italy 38.74; (Non-qualifiers) 5, Poland 39.08; 6, Spain 39.52; 7, Mexico 39.85; Germany DQ

Teams:

FRA	Max Morinière, Daniel Sangouma, Jean-Charles Trouabal, Bruno Marie-Rose
GBR	Tony Jarrett, John Regis, Darren Braithwaite, Linford Christie
JAM	Michael Green, Ray Stewart, Wayne Watson, John Mair
ITA	Mario Longo, Ezio Madonia, Sandro Floris, Stefano Tilli
POL	Jacek Marlicki, Robert Mackowiak, Marek Zalewski, Jaroslaw Kaniecki
ESP	Luis Rodríguez, Miguel Gómez, Juan Jesús Trapero, Enrique Talavera
MEX	Genaro Rojas, Eduardo Nava, Hermán Adam, Jaime López
GER	Wolfgang Haupt, Steffen Bringmann, Steffen Görmer, Florian Schwarthoff

Heat 2: 1, United States 37.75; 2, Nigeria 38.44; 3, USSR 38.64; 4, Canada 38.76; (Non-qualifiers) 5, Cuba 39.15; 6, Japan 39.19; 7, Ghana 39.55; 8, Austria 39.85

Teams:

USA	Andre Cason, Leroy Burrell, Dennis Mitchell, Michael Marsh
NGR	George Ogbeide, Olapade Adeniken, Victor Omagbemi, Davidson Ezinwa
URS	Viktor Bryzgin, Aleksandr Goremykin, Oleg Khramarenko, Vitaliy Savin
CAN	Peter Ogilvie, Atlee Mahorn, Ben Johnson, Bruny Surin
CUB	Joel Lamela, Leandro Peñalvar, Felix Stevens, Jorge Aguilera
JPN	Satoru Inoue, Tatsuo Sugimoto, Yoshiyuki Okuyama, Tetsuya Yamashita
GHA	John Myles-Mills, Eric Akogyiram, Salaam Gariba, Emmanuel Tuffuor
AUT	Gernot Kellermayr, Thomas Renner, Franz Ratzenberger, Herwig Röttl

Stuttgart 1993

Final (Aug 22)

1,	United States	37.48
2,	Great Britain & NI	37.77
3,	Canada	37.83
4,	Cuba	38.39
5,	Australia	38.69

6,	Germany	37.78
7,	Ivory Coast	38.82
8,	Sweden	39.22

The first semi-final brought together the three eventual medal-winning teams and generated a world record in the process. The United States clocked 37.40 to equal the record set at the Barcelona Olympic Games. It was a slight disappointment to see the same team fail to improve on that time in the final, where Burrell had to slow down to receive the baton from Mitchell. Nevertheless, the United States won easily from a star-studded British team.

"We pressed too much," said Burrell. "We wanted to break the world record and that cost us our concentration. Our handoffs were not nearly as good as they were yesterday."

Carl Lewis surrendered his place on the team to Leroy Burrell, who failed to qualify for the individual events in Stuttgart. However, one runner from the winning Helsinki quartet was among the medals again – Calvin Smith. He ran in Mitchell's place in the heats and so was awarded an extra medal.

Teams:

USA	Jon Drummond, Andre Cason, Dennis Mitchell, Leroy Burrell
GBR	Colin Jackson, Tony Jarrett, John Regis, Linford Christie
CAN	Robert Esmie, Glenroy Gilbert, Bruny Surin, Atlee Mahorn
CUB	Andrés Simón, Iván García, Joel Isasi, Jorge Aguilera
AUS	Paul Henderson, Damien Marsh, Dean Capobianco, Tim Jackson
GER	Marc Blume, Robert Kurnicki, Michael Huke, Steffen Görmer
CIV	Quattara Lagazane, Jean-Olivier Zirignon, Frank Waota, Ibrahim Meité
SWE	Torbjörn Mårtensson, Mattias Sunneborn, Torbjörn Eriksson, Thomas Leandersson

First round (First 3 in each heat & 4 fastest to semi-finals) (Aug 21)

Heat 1: 1, Ivory Coast 38.77; 2, Great Britain & NI 38.80; 3, Sweden 39.32; 4, Japan 39.40; 5, Switzerland 39.46; 6, New Zealand 39.77 (All qualified)

Teams:

CIV	Quattara Lagazane, Jean-Olivier Zirignon, Frank Waota, Ibrahim Meité
GBR	Jason John, Tony Jarrett, Darren Braithwaite, Linford Christie
SWE	Torbjörn Mårtensson, Torbjörn Eriksson, Lars Hedner, Thomas Leandersson
JPN	Hideki Onohara, Hisatsugu Suzuki, Hideyaki Miyata, Satoru Inoue
SUI	Kevin Widmer, Olivier Bettex, Alain Reimann, David Dollé
NZL	Todd Blythe, Mark Keddell, Chris Donaldson, Augustine Nketia

Heat 2: 1, Canada 38.86; 2, France 38.94; 3, Ghana 39.01; 4, Spain 39.44; (Non-qualifiers) 5, Trinidad & Tobago 40.24; Russia DQ (r170.14)

Teams:

CAN	Robert Esmie, Glenroy Gilbert, Bruny Surin, Atlee Mahorn
FRA	Olivier Théophile, Daniel Sangouma, Jean-Claude Trouabal, Eric Perrot
GHA	Salaam Gariba, Nelson Boateng, Solomon Amegatcher, Emmanuel Tuffuor
ESP	Juan Jesús Trapero, Pedro Nolet, Jordi Mayoral, Enrique Talavera
TRI	Wendell Williams, Patrick Delice, Neil de Silva, Ato Boldon
RUS	Pavel Galkin, Oleg Fatun, Andrey Fedoriv, Aleksandr Porkhomovskiy

Heat 3: 1, United States 38.12; 2, Australia 39.04; 3, Greece 39.91; (Non-qualifiers) 4, Sierra Leone 40.69; 5, Netherlands Antilles 42.20; Senegal & Jamaica DNS

Teams:

USA	Jon Drummond, Andre Cason, Calvin Smith, Leroy Burrell
AUS	Paul Henderson, Damien Marsh, Dean Capobianco, Tim Jackson
GRE	Alexandros Yenovelis, Yiorgios Panayiotopoulos, Ioannis Nafpliotis, Alexandros Terzian
SLE	Francis Keyta, Foday Sillah, Haroun Korjie, Sanusi Turay
AHO	Manuel Ellsworth, Junior De Lain, Pierre Monte, Edleberg Martinus
SEN	No declaration
JAM	No declaration

Heat 4: 1, Cuba 38.66; 2, Germany 38.90; 3, Italy 39.37; (Non-qualifiers) 4, Mexico 39.79; 5, Thailand 40.12; 6, Barbados 40.24

Teams:

CUB	Andrés Simón, Iván García, Joel Isasi, Jorge Aguilera
GER	Marc Blume, Robert Kurnicki, Michael Huke, Steffen Görmer
ITA	Giorgio Marras, Carlo Occhiena, Andrea Amici, Ezio Madonia
MEX	Jaime López, Alejandro Cardeñas, Hermán Adam, Miguel Maranda
THA	Worasiit Vachaprutti, Visut Watanasin, Niti Piyapan, Vissanu Sophanich
BAR	Edsel Chase, Roger Jordan, Henrico Atkins, Kirk Cummins

Semi-finals (First 4 to final) (Aug 21)

Heat 1: 1, United States 37.40 WR; 2, Canada 37.99; 3, Great Britain & NI 38.05; 4, Australia 38.46; (Non-qualifiers) 5, Ghana 38.61; 6, Greece 39.00; 7, Japan 39.01; 8, New Zealand 39.93

Teams:

USA	Jon Drummond, Andre Cason, Dennis Mitchell, Leroy Burrell
CAN	Robert Esmie, Glenroy Gilbert, Bruny Surin, Atlee Mahorn
GBR	Jason John, Tony Jarrett, Darren Braithwaite, Linford Christie

AUS	Paul Henderson, Damien Marsh, Dean Capobianco, Tim Jackson
GHA	Salaam Gariba, Nelson Boateng, Solomon Amegatcher, Emmanuel Tuffuor
GRE	Alexandros Yenovelis, Yiorgios Panayiotopoulos, Ioannis Nafpliotis, Alexandros Terzian
JPN	Hideki Onohara, Tatsuo Sugimoto, Satoru Inoue, Koji Ito
NZL	Todd Blythe, Mark Keddell, Chris Donaldson, Augustine Nketia

Heat 2: 1, Germany 38.58; 2, Cuba 38.73; 3, Sweden 38.96; 4, Ivory Coast 38.97; (Non-qualifiers) 5, Spain 39.17; Switzerland, France & Italy DQ (r163.3)

Teams:

GER	Marc Blume, Robert Kurnicki, Michael Huke, Steffen Görmer
CUB	Andrés Simón, Iván García, Joel Isasi, Jorge Aguilera
SWE	Torbjörn Mårtensson, Torbjörn Eriksson, Lars Hedner, Thomas Leandersson
CIV	Quattara Lagazane, Jean-Olivier Zirignon, Frank Waota, Ibrahim Meité
ESP	Juan Jesús Trapero, Pedro Nolet, Jordi Mayoral, Enrique Talavera
SUI	Kevin Widmer, Olivier Bettex, Alain Reimann, David Dollé
FRA	Olivier Théophile, Daniel Sangouma, Jean-Charles Trouabal, Eric Perrot
ITA	Giorgio Marras, Carlo Occhiena, Andrea Amici, Ezio Madonia

Gothenburg 1995

Final (Aug 13)

1,	Canada	38.31
2,	Australia	38.50
3,	Italy	39.07
4,	Jamaica	39.10
5,	Japan	39.33
6,	Brazil	39.35
7,	Ukraine	39.39
	Sweden	DQ (r170.14)

The United States' winning streak ended in the heats when Jon Drummond (2nd leg) and Tony McCall messed up their exchange. It looked as if McCall had gone off too slowly, leaving the pair no room and time to pass the baton. In fact, Drummond took the blame, admitting he was running faster than expected.

In any case, the USA would have had a tough race against Commonwealth champions Canada, who had the individual 100m silver and gold medallists – Surin and Bailey – on the last two legs. Their first three runners were the same as the team which won the bronze medals in 1993. Despite this, their last changeover was poor with Bailey looking backwards. Canada still won but were given a good race by Australia, who smashed their national record in both preliminary races. Even more of a revelation were Italy, for whom Floris made up two places on the anchor leg to take the bronze medals. Times in the final were slowed by the windy conditions on the final day.

Sweden ran a lap of honour after setting a national record of 38.74 when they won their heat. They progressed to the final where they were sadly disqualified.

Teams:

CAN	Robert Esmie, Glenroy Gilbert, Bruny Surin, Donovan Bailey
AUS	Paul Henderson, Tim Jackson, Steve Brimacombe, Damien Marsh
ITA	Giovanni Puggioni, Ezio Madonia, Angelo Cipolloni, Sandro Floris
JAM	James Beckford, Michael Green, Leon Gordon, Raymond Stewart
JPN	Hisatsugu Suzuki, Koji Ito, Satoru Inoue, Yoshitaka Ito
BRA	André da Silva, Sidnei de Souza, Édson Ribeiro, Robson da Silva
UKR	Aleksey Chikhachov, Dmitriy Vanyayikin, Oleg Kramarenko, Sergey Osovich
SWE	Peter Karlsson, Mattias Ghansah, Lars Hedner, Tobias Karlsson

First round (First 3 & 4 fastest to semi-finals) (Aug 12)

Heat 1: 1, Canada 38.38; 2, Japan 38.79; 3, Brazil 38.85; 4, Russia 39.03; 5, Germany 39.06; (Non-qualifiers) 6, Togo 39.45; 7, Cameroon 40.72

Teams:

CAN	Robert Esmie, Glenroy Gilbert, Bruny Surin, Donovan Bailey
JPN	Hisatsugu Suzuki, Koji Ito, Satoru Inoue, Yoshitaka Ito
BRA	André da Silva, Sidnei de Souza, Édson Ribeiro, Robson da Silva
RUS	Pavel Galkin, Aleksandr Sokolov, Andrey Grigoryev, Andrey Fedoriv
GER	Marc Blume, Robert Kurnicki, Christian Konieczny, Michael Huke
TOG	Teko Folligan, Boévi Lawson, Franck Amegnigan, Kossi Akoto
CMR	Issa Nteppe, Benjamin Sirimou, Samuel Nchinda, Pierre Makou

Heat 2: 1, Sweden 38.74; 2, France 38.82; 3, Spain 39.35; 4, Bahamas 39.37; (Non-qualifiers) 5, Ghana 39.83; Cuba DQ (r170.14); Saudi Arabia DQ (r163.3)

Teams:

SWE	Peter Karlsson, Mattias Ghansah, Lars Hedner, Tobias Karlsson
FRA	Olivier Théophile, Sébastien Carrat, Jean-Charles Trouabal, Pascal Théophile

ESP Frutos Feo, Javier Navarro, Jordi Mayoral, Pedro Nolet
 BAH Renward Wells, Brian Babbs, Andrew Tynes, Alfred Stubbs
 GHA Duah Abu, Abdul Zakari, Eric Nkansah, Emmanuel Tuffuor
 CUB Leonardo Prevot, Joel Lamela, Joel Isasi, Jorge Aguilera
 KSA Mohammed Al-Bishy, Mohammed Al-Masoud, Mohammad Saif, Jamal Al-Saffar

Heat 3: 1, Australia 38.28; 2, PR of China 38.81; 3, Jamaica 38.92; 4, Ivory Coast 39.29; (Non-qualifiers) 5, Barbados 39.68; 6, Trinidad & Tobago 40.09; United States DNF

Teams:

AUS Paul Henderson, Tim Jackson, Steve Brimacombe, Damien Marsh
 CHN Li Xiaoping, Lin Wei, Huang Danwei, Chen Wenzhong
 JAM Leon Gordon, Michael Green, Warren Johnson, Raymond Stewart
 CIV Ahmed Douhou, Jean-Olivier Zirignon, Eric Pacôme, Ibrahim Meité
 BAR Garfield Gill, Jason St.Hill, Achebe Hope, Obadele Thompson
 TRI Alvin Daniel, Patrick Delice, Neil De Silva, Hayden Stephens
 USA Maurice Greene, Jon Drummond, Tony McCall, Michael Marsh

Heat 4: 1, Italy 39.00; 2, Great Britain & NI 39.07; 3, Ukraine 39.31; (Non-qualifiers) 4, Mexico 39.66; 5, New Zealand 39.70; 6, St.Kitts & Nevis 40.12; Greece DQ (r170.14)

Teams:

ITA Giovanni Puggioni, Ezio Madonia, Angelo Cipolloni, Sandro Floris
 GBR Jason Gardener, Darren Braithwaite, John Regis, Solomon Wariso
 UKR Aleksey Chikhachov, Dmitriy Vanyayikin, Oleg Kramarenko, Sergey Osovich
 MEX Carlos Villaseñor, Alejandro Cárdenas, Genaro Rojas, Jaime Barragan
 NZL Laud Codjoe, Mark Keddehl, Chris Donaldson, Gus Nketia
 SKN Ricaldo Liddie, Eric Haynes, Kim Collins, Kurvin Wallace
 GRE Alexandros Yenovelis, Alexander Alexópoulos, Yiorgos Panayiotopoulos, Alex Terzian

Semi-finals (First 4 to final) (Aug 12)

Heat 1: 1, Canada 38.16; 2, Jamaica 38.64; 3, Ukraine 38.76; 4, Sweden 38.78; (Non-qualifiers) 5, PR of China 38.93; 6, Ivory Coast 39.50; 7, Bahamas 39.65; France DNF

Teams:

CAN Robert Esmie, Glenroy Gilbert, Bruny Surin, Donovan Bailey
 JAM Robert Foster, Michael Green, Leon Gordon, Raymond Stewart
 UKR Aleksey Chikhachov, Dmitriy Vanyayikin, Oleg Kramarenko, Sergey Osovich
 SWE Peter Karlsson, Mattias Ghansah, Lars Hedner, Tobias Karlsson
 CHN Li Xiaoping, Lin Wei, Huang Danwei, Chen Wenzhong
 CIV Ahmed Douhou, Jean-Olivier Zirignon, Eric Pacôme, Ibrahim Meité
 BAH Renward Wells, Andrew Tynes, Iram Lewis, Alfred Stubbs
 FRA Olivier Théophile, Sébastien Carrat, Jean-Charles Trouabal, Pascal Théophile

Heat 2: 1, Australia 38.17; 2, Italy 38.41; 3, Brazil 38.48; 4, Japan 38.67; (Non-qualifiers) 5, Great Britain & NI 38.75; 6, Russia 38.78; 7, Germany 38.90; 8, Spain 39.16

Teams:

AUS Paul Henderson, Tim Jackson, Steve Brimacombe, Damien Marsh
 ITA Giovanni Puggioni, Ezio Madonia, Angelo Cipolloni, Sandro Floris
 BRA André da Silva, Sidnei de Souza, Édson Ribeiro, Robson da Silva
 JPN Hisatsugu Suzuki, Koji Ito, Satoru Inoue, Yoshitaka Ito
 GBR Jason Gardener, Darren Braithwaite, John Regis, Solomon Wariso
 RUS Aleksandr Porkhomovskiy, Aleksandr Sokolov, Andrey Grigoryev, Andrey Fedoriv
 GER Holger Blume, Robert Kurnicki, Christian Konieczny, Michael Huke
 ESP Frutos Feo, Javier Navarro, Jordi Mayoral, Pedro Nolet

Athens 1997**Final (Aug 10)**

1,	Canada	37.86
2,	Nigeria	38.07
3,	Great Britain & NI	38.14
4,	Cuba	38.15
5,	Ghana	38.26
6,	Brazil	38.48
7,	Spain	38.72
	France	DQ (r170.14)

The USA renaissance in the 100 was not replicated in the relay. As in Gothenburg a bungled baton pass ensured the team never got through the heats. This time the culprits were Brian Lewis and Tim Montgomery on the first two legs. That left the way clear for Canada to retain the title, which they did from the outside lane in 37.86 with Bailey timed at 8.94 for his final flying 100m. Nigeria, who had only progressed as a fastest loser in the first round, finished second and Britain pipped Cuba for the bronze. A total of 13 teams broke 39.0, matching the 1995 record.

Teams & splits where known:

CAN Robert Esmie, Glenroy Gilbert, Bruny Surin, Donovan Bailey 8.94
 NGR Osmond Ezinwa, Olapade Adeniken, Francis Obikwelu, Davidson Ezinwa
 GBR Darren Braithwaite, Darren Campbell, Doug Walker, Julian Golding
 CUB Alfredo García, Misael Ortiz, Iván García, Luis Pérez
 GHA Abu Duah, Eric Nkansah, Abdul Zakari, Emmanuel Tuffuor
 BRA Vicente de Lima, Claudinei da Silva, Robson da Silva, Édson Ribeiro
 ESP Frutos Feo, Venancio José, Jordi Mayoral, Carlos Berlanga
 FRA Emmanuel Bangué, Frédéric Krantz, Gilles Quénéhervé, Stéphane Cali

First round (First 3 & 4 fastest to semi-finals) (Aug 9)

Heat 1: 1, Ghana 38.41; 2, Sweden 39.04; 3, Ukraine 39.32; (Non-qualifiers) 4, Mexico 39.93; United States DNF; Jamaica & Cyprus DNS

Teams:

GHA Abu Duah, Eric Nkansah, Abdul Zakari, Emmanuel Tuffuor
 SWE Patrik Lövgren, Torbjörn Mårtensson, Torbjörn Eriksson, Peter Karlsson
 UKR Aleksey Chikhachov, Sergey Osovich, Oleg Kramarenko, Vladislav Dologodin
 MEX Carlos Villaseñor, Alejandro Banda, Jaime López, Juan Pedro Toledo
 USA Brian Lewis, Tim Montgomery, Dennis Mitchell, Maurice Greene
 JAM Donovan Powell, Dennis Mowatt, Garth Robinson, Elston Cawley
 CYP No declaration

Heat 2: 1, Brazil 38.31; 2, Canada 38.36; 3, Japan 38.44; 4, Nigeria 38.46; (Non-qualifiers) 5, Portugal 39.37; 6, Slovenia 39.62; 7, New Zealand 39.66; 8, Liberia 39.90

Teams:

BRA Vicente de Lima, Claudinei da Silva, Robson da Silva, Édson Ribeiro
 CAN Carlton Chambers, Glenroy Gilbert, Bruny Surin, Donovan Bailey
 JPN Satoru Inoue, Koji Ito, Hiroyasu Tsuchie, Nobuharu Asahara
 NGR Osmond Ezinwa, Olapade Adeniken, Francis Obikwelu, Davidson Ezinwa
 POR Paulo Neves, Mario Barbosa, Paulo Figueiredo, Carlos Calado
 SLO Marko Stor, Urban Acman, Tomasz Bozic, Gregor Breznik
 NZL Gus Nketia, Chris Donaldson, Paul Gibbons, Donald MacDonald
 LBR Konty Mawenh, Sayon Cooper, Robert Dennis, Eddie Neufville

Heat 3: 1, Great Britain & N 38.47; 2, France 38.80; 3, Spain 38.87; 4, Poland 39.00; 5, Bahamas 39.09; (Non-qualifiers) 6, Ireland 39.46; 7, Cameroon 39.73; Ivory Coast DQ (r170.14) (38.81)

Teams:

GBR Darren Campbell, Marlon Devonish, Darren Braithwaite, Julian Golding
 FRA Emmanuel Bangué, Frédéric Krantz, Olivier Théophile, Stéphane Cali
 ESP Frutos Feo, Venancio José, Jordi Mayoral, Francisco Navarro
 POL Marcin Krzywanski, Dariusz Adamczyk, Piotr Balcerzak, Ryszard Pilarczyk
 BAH Renward Wells, Andrew Tynes, Dennis Darling, Joseph Styles
 IRL Kevin Cogley, Gary Ryan, Tom Comyns, Neil Ryan
 CMR Alfred Moussambani, Issa Nthepe, Serge Bengono II, Claude Toukene
 CIV N'Dri Pacome, Jean-Olivier Zirignon, Ahmed Douhou, Ibrahim Meité

Heat 4: 1, Cuba 38.64; 2, Greece 38.74; 3, Italy 38.97; 4, Qatar 39.05; (Non-qualifiers) 5, Hungary 39.38; 6, Australia 39.39; Fiji DNS

Teams:

CUB Alfredo García, Misael Ortiz, Iván García, Luis Pérez
 GRE Alexandros Yenovelis, Thomas Sbokos, Yiorgos Panayiotopoulos, Angelos Pavlakakis
 ITA Andrea Amici, Giovanni Puggioni, Carlo Occhiena, Sandro Floris
 QAT Jassim Abbas, Sultan Al-Sheeb, Sulaiman Yusuf, Saad Al-Kuwari
 HUN Viktor Kovács, Miklós Gyulai, Szabolcs Alexa, Gábor Dobos
 AUS Ryan Weir, Damien Marsh, Steve Brimacombe, Rod Mapstone
 FIJ No declaration

Semi-finals (First 4 to final) (Aug 9)

Heat 1: 1, Ghana 38.12; 2, Great Britain & NI 38.25; 3, Spain 38.60; 4, France 38.71; (Non-qualifiers) 5, Italy 38.77; 6, Poland 38.79; 7, Qatar 39.53; Greece DNF

Teams:

GHA Abu Duah, Eric Nkansah, Abdul Zakari, Emmanuel Tuffuor
 GBR Dwain Chambers, Darren Campbell, Darren Braithwaite, Julian Golding
 ESP Frutos Feo, Venancio José, Jordi Mayoral, Carlos Berlanga
 FRA Emmanuel Bangué, Frédéric Krantz, Olivier Théophile, Stéphane Cali
 ITA Andrea Amici, Giovanni Puggioni, Carlo Occhiena, Sandro Floris
 POL Marcin Krzywanski, Dariusz Adamczyk, Piotr Balcerzak, Ryszard Pilarczyk
 QAT Jassim Abbas, Sultan Al-Sheeb, Sulaiman Yusuf, Saad Al-Kuwari
 GRE Alexandros Yenovelis, Thomas Sbokos, Yiorgos Panayiotopoulos, Angelos Pavlakakis

Heat 2: 1, Nigeria 37.94; 2, Cuba 38.06; 3, Canada 38.15; 4, Brazil 38.17; (Non-qualifiers) 5, Japan 38.31; 6, Sweden 38.89; 7, Bahamas 39.12; Ukraine DNF

Teams:

NGR Osmond Ezinwa, Olapade Adeniken, Francis Obikwelu, Davidson Ezinwa
 CUB Alfredo García, Misael Ortiz, Iván García, Luis Pérez
 CAN Robert Esmie, Glenroy Gilbert, Bruny Surin, Donovan Bailey
 BRA Vicente de Lima, Claudinei da Silva, Robson da Silva, Édson Ribeiro
 JPN Satoru Inoue, Koji Ito, Hiroyasu Tsuchie, Nobuharu Asahara
 SWE Patrik Lövgren, Torbjörn Mårtensson, Torbjörn Eriksson, Peter Karlsson
 BAH Renward Wells, Andrew Tynes, Dennis Darling, Joseph Styles
 UKR Aleksey Chikhachov, Sergey Osovich, Oleg Kramarenko, Vladislav Dologodin

Seville 1999**Final (Aug 29)**

1, United States	37.59
2, Great Britain & NI	37.73
3, Brazil	38.05
4, Cuba	38.63
5, Poland	38.70
6, South Africa	38.74
7, Hungary	38.83
Nigeria	DQ (r41.1) (37.91)

It should have been no contest between the USA and Britain but in fact Greene was extended on the anchor to ensure a US win in 37.59, the fifth fastest ever time. The British quartet broke the European record with 37.73, the no. 8 mark of all time. Chambers took over fractionally ahead of Greene and was level to 50m, but in the second half of the race the world record holder drew well clear. By winning three golds at a single World Championships he equalled the record held by Carl Lewis (1983 & 1987) and Marita Koch (1983). With title holders Canada making a poor first change and being disqualified in the heats, the way was clear for Nigeria to initially claim bronze in 37.91, an African record, while Brazil set new South American figures.

A doping violation by Nigerian Innocent Asonze was later confirmed, dating back to June 1999. His suspension period was for two years, so the relay bronzes were awarded to the Brazilians.

Teams:

USA	Jon Drummond, Tim Montgomery, Brian Lewis, Maurice Greene
GBR	Jason Gardener, Darren Campbell, Marlon Devonish, Dwain Chambers
BRA	Raphael de Oliveira, Claudinei da Silva, Édson Ribeiro, André da Silva
CUB	Alfredo García-Baró, Iván García, Luis Pérez-Rionda, Yoel Hernández
POL	Marcin Krzywanski, Marcin Urbas, Piotr Balcerzak, Marcin Nowak
RSA	Morne Nagel, Marcus la Grange, Lee-Roy Newton, Matthew Quinn
HUN	Viktor Kovács, Gábor Dobos, Roland Németh, Zsolt Szeglet
NGR	Innocent Asonze DQ (r40.8), Francis Obikwelu, Daniel Effiong, Deji Aliu

First round (First 2 & 2 fastest to final) (Aug 28)

Heat 1: 1, United States 38.06; 2, Poland 38.75; (Non-qualifiers) 3, Italy 38.98; 4, Thailand 39.55; 5, Liberia 40.89; France DNF; Ghana & Canada DQ (r170.14)

Teams:

USA	Jon Drummond, Tim Montgomery, Brian Lewis, Maurice Greene
POL	Marcin Krzywanski, Marcin Urbas, Piotr Balcerzak, Marcin Nowak
ITA	Luca Verdecchia, Massimiliano Donati, Maurizio Checcucci, Andrea Colombo
THA	Kongdech Natenee, Vissanu Sophanich, Reanchai Seeharwong, Sittichai Suwonprateep
LBR	Kouty Mawenh, Sayon Cooper, Paul Sehzie, Andrew Reyes
FRA	Thierry Lubin, Frédéric Krantz, Vincent Caure, Aimé Nthépé
GHA	Christian Nsiah, Eric Nkansah, Albert Agyeman, Leonard Myles-Mills
CAN	Donovan Bailey, Glenroy Gilbert, Trevino Betty, Bruny Surin

Heat 2: 1, Great Britain & NI 38.31; 2, Cuba 38.61; (Non-qualifiers) 3, Israel 38.81; 4, Germany 38.84; 5, Cameroon 39.25; Australia & Spain DQ (r170.14)

Teams:

GBR	Jason Gardener, Darren Campbell, Allyn Condon, Dwain Chambers
CUB	Alfredo García-Baró, Iván García, Luis Pérez-Rionda, Yoel Hernández
ISR	Rafel Jaar, Gidon Jablonka, Tommy Kafri, Aleksandr Porkhomovskiy
GER	Marc Blume, Christian Schacht, Holger Blume, Michael Huke
CMR	Jean-Francis Ngapout, Serge Bengono II, Joseph Batangdon, Claude Toukene
AUS	Darryl Wohlsen, Paul Di Bella, Dean Capobianco, Matt Shirvington
ESP	Diego Santos, José Illan, Francisco Javier Navarro, Carlos Berlanga

Heat 3: 1, Brazil 38.46; 2, Nigeria 38.57; 3, Hungary 38.71; 4, South Africa 38.76; (Non-qualifiers) 5, Jamaica 38.86; Russia DQ (r170.14); Greece DQ (r163.3)

Teams:

BRA	Raphael de Oliveira, Claudinei da Silva, Édson Ribeiro, André da Silva
NGR	Sunday Emmanuel, Francis Obikwelu, Daniel Effiong, Deji Aliu
HUN	Viktor Kovács, Gábor Dobos, Roland Németh, Miklós Gyulai
RSA	Morne Nagel, Marcus la Grange, Lee-Roy Newton, Matthew Quinn
JAM	Garth Robinson, Patrick Jarrett, Christopher Williams, Ray Stewart
RUS	Aleksandr Smirnov, Sergey Slukin, Denis Nikolayev, Andrey Fedoriv
GRE	Yeórgos Theodoridis, Alexánderos Alexópoulos, Yórgos Panayiotópoulos, Hristóforos Hoidis

Edmonton 2001**Final (Aug 12)**

1, South Africa	38.47
2, Trinidad & Tobago	38.58

3, Australia	38.83
4, Japan	38.96
5, Ivory Coast	39.18
6, Poland	39.71
Brazil	DNF
United States	DQ (r41.1) (37.96)

This was the final event of the Edmonton championships and was packed with incident from the first round heats, held on the penultimate morning of the meeting. The United States lead-off runner in the heats, Jon Drummond, suffered cramp in the middle of his run and only just managed to pass on the baton to Mickey Grimes. In doing so, he stepped inside his lane line, causing his team to be disqualified. There was an appeal and the team were re-instated "in the spirit of fair play." Meanwhile medal favourites Britain and Cuba failed to finish after bungled final exchanges. A further major contender, Jamaica, went out when their third leg runner forgot to start running as his incoming team-mate approached. The United States also very nearly went out in the semi-finals, when Montgomery had to stop at the end of the last zone in order to collect the baton safely from the experienced Dennis Mitchell.

In the final, it was Trinidad who led to halfway before Mitchell and Montgomery combined to give their country the biggest winning margin in this event since 1983. Semi-final winners Brazil messed up their second exchange and from South Africa came through for silver ahead of Trinidad.

Trinidad's anchor runner Darrel Brown, he became the the youngest ever male world championship medallist at 16 years 305 days. Mitchell also set a record, initially becoming the first man to win World Championship golds medals across three decades. He had been part of the winning squad in 1987 and ran the third leg for the winning teams in 1991 and 1993. Unfortunately he was ultimately stripped of his Edmonton gold along with the United States team owing to the doping violation of Tim Montgomery. A 2005 judgement by the Court of Arbitration in Sport declared that all of the American's performances since March 31, 2001 should be annulled. The 12 relay medals were re-distributed, with gold going to South Africa.

Teams:

RSA	Morne Nagel, Corne Du Plessis, Lee-Roy Newton, Matthew Quinn
TRI	Marc Burns, Ato Boldon, Jacey Harper, Darrel Brown
AUS	Matt Shirvington, Paul Di Bella, Steve Brimacombe, Adam Basil
JPN	Ryo Matsuda, Shingo Suetsugu, Toshiyuki Fujimoto, Nobuharu Asahara
CIV	Jean-Marie Irie Desire, Ahmed Douhou, Yves Sonan, Eric N'Dri
POL	Ryszard Pilarczyk, Lukasz Chyla, Piotr Balcerzak, Marcin Jedrusinski
BRA	Cláudio de Souza, Édson Ribeiro, André da Silva, Claudinei da Silva
USA	Mickey Grimes, Bernard Williams, Dennis Mitchell, Tim Montgomery DQ (r40.8)

First Round (First 3 & 4 fastest to semi-finals) (Aug 11)

Heat 1: 1, Brazil 38.44; 2, Trinidad & Tobago 38.60; 3, Poland 38.79; (non-qualifiers) Thailand DQ (r163.3); Venezuela DQ (r163.3)

Teams:

BRA	Cláudio de Souza, Édson Ribeiro, André da Silva, Claudinei da Silva
TRI	Marc Burns, Ato Boldon, Jacey Harper, Darrel Brown
POL	Ryszard Pilarczyk, Lukasz Chyla, Piotr Balcerzak, Marcin Urbas
THA	Kongdech Natenee, Vissanu Sophanich, Ekkachai Janthana, Reanchai Seehawong
VEN	Juan Morillo, William Hernández, José Carabali, Helly Ollarves

Heat 2: 1, United States 38.35; 2, Japan 38.67; 3, France 38.97; 4, Nigeria 39.10; (non-qualifiers) 5, Belgium 39.22; Liberia DNF; Germany DQ (r170.14)

Teams:

USA	Jon Drummond, Mickey Grimes, Dennis Mitchell, Joshua J. Johnson
JPN	Ryo Matsuda, Shingo Suetsugu, Toshiyuki Fujimoto, Nobuharu Asahara
FRA	Fabrice Calligny, Frédéric Krantz, David Patros, Needy Guims
NGR	Taiwo Bamidele, Chinedu Orialla, Sunday Emmanuel, Uchenna Emedolu
BEL	Nathan Bongelo, Anthony Ferro, Kevin Rans, Erik Wijmeersch
GER	Rasgawa Pinnock, Steffen Otto, Alexander Kosenkow, Tim Goebel
LBR	Kouty Mawenh, Sayon Cooper, Sultan Tucker, Koian Morlu

Heat 3: 1, Canada 38.63; 2, Australia 38.96; 3, Italy 38.97; 4, Saudi Arabia 39.15; 5, Bahamas 39.16; (non-qualifier) 6, Jamaica 40.05

Teams:

CAN	Okiki Akinremi, Glenroy Gilbert, Jermaine Joseph, Nick Macrozonaris
AUS	Matt Shirvington, Paul Di Bella, Steve Brimacombe, Adam Basil
ITA	Francesco Scuderì, Marco Torrieri, Maurizio Checcucci, Andrea Colombo

KSA Mohamed Al-Yami, Mubarak Mubarak Atah, Salem Al-Yami, Jamal Al-Saffar
 BAH Renward Wells, Andrew Tynes, Iram Lewis, Dominic Demeritte
 JAM Julien Dunkley, Dwight Thomas, Christopher Williams, Ricardo Williams

Heat 4: 1, South Africa 38.72; 2, Ivory Coast 38.74; 3, Mauritius 38.99; 4, Israel 39.13; (non-qualifiers) 5, Cameroon 39.29; Cuba and Great Britain & NI DNF

Teams:

RSA Morne Nagel, Corne Du Plessis, Lee-Roy Newton, Mathew Quinn
 CIV Ibrahim Meité, Ahmed Douhou, Yves Sonan, Eric N'Dri
 MRI Arnaud Casquette, Eric Milazar, Fernando Augustin, Stéphan Buckland
 ISR Kfir Golan, Tommy Kafri, Gideon Jablonka, Alex Porkhomovskiy
 CMR Alfred Moussambani, Serge Bengono, Joseph Batangdon, Claude Toukene
 CUB José César, Luis Pérez Rionda, Iván García, Freddy Mayola
 GBR Dwain Chambers, Marlon Devonish, Christian Malcolm, Jonathan Barbour

Semi-Finals (First 4 to final) (Aug 12)

Heat 1: 1, Brazil 38.23; 2, Japan 38.54; 3, Ivory Coast 38.60; 4, South Africa 38.63; (non-qualifiers) 5, Italy 38.71; 6, Saudi Arabia 39.04; 7, Israel 39.39; France DQ (r41.1) (38.89)

Teams:

BRA Cláudio de Souza, Édson Ribeiro, André da Silva, Claudinei da Silva
 JPN Ryo Matsuda, Shingo Suetsugu, Toshiyuki Fujimoto, Nobuharu Asahara
 CIV Ibrahim Meité, Ahmed Douhou, Yves Sonan, Eric N'Dri
 RSA Morne Nagel, Corne Du Plessis, Lee-Roy Newton, Mathew Quinn
 ITA Francesco Scuderi, Marco Torrieri, Maurizio Checcucci, Andrea Colombo
 KSA Yahya Saed Al-Kahes, Mubarak Mubarak Atah, Salem Al-Yami, Jamal Al-Saffar
 ISR Kfir Golan, Tommy Kafri, Gideon Jablonka, Alex Porkhomovskiy
 FRA Fabrice Calligny, Frédéric Krantz, Christoph Cheval DQ (r40.8), David Patros

Heat 2: 1, Trinidad & Tobago 38.76; 2, Poland 38.92; 3, Australia 38.97; (non-qualifiers) 4, Nigeria 39.05; 5, Canada 39.16; 6, Bahamas 39.20; 7, Mauritius 39.25. United States DQ (r41.1) (38.60) qualified for final but disqualified in retrospect

Teams:

TRI Marc Burns, Ato Boldon, Jacey Harper, Darrel Brown
 POL Ryszard Pilarczyk, Lukasz Chyla, Piotr Balcerzak, Marcin Urbás
 AUS Matt Shirvington, Paul Di Bella, Steve Brimacombe, Adam Basil
 NGR Taiwo Bamidele, Chinedu Orialla, Tamunosiki Aforudibo, Uchenna Emedolu
 CAN Nick Macrozonaris, Glenroy Gilbert, Jermaine Joseph, Anson Henry
 BAH Renward Wells, Andrew Tynes, Iram Lewis, Dominic Demeritte
 MRI Arnaud Casquette, Eric Milazar, Fernando Augustin, Stéphan Buckland
 USA Mickey Grimes, Bernard Williams, Dennis Mitchell, Tim Montgomery DQ (r40.8)

Paris 2003**Final (Aug 31)**

1, United States	38.06
2, Brazil	38.26
3, Netherlands	38.87
4, Nigeria	38.89
5, Poland	38.89
6, Japan	39.05
Jamaica	DNF
Great Britain & NI	DQ (r41.1) (38.08)

This was a repeat of 1999, a close race between the United States and Britain for whom Dwain Chambers ran the anchor leg. The US were without Maurice Greene, Tim Montgomery or Jon Drummond. Yet their squad of mainly 200m stars clocked a fast 37.99 in the semis.

In the final, Britain were drawn inside the US and were put in front by Campbell on leg 2. Devonish kept Britain ahead and passed over to Chambers just ahead of Brazil and the USA. Chambers forged ahead with his first strides, then the US anchorman J. J. Johnson responded. The American closed the gap all the way down the straight and dipped at the finish 0.02 ahead. The result was disappointing enough for Britain, but silver turned to nothing when an earlier positive doping test on Chambers was confirmed. The subsequent promotion of the Netherlands to bronze meant that Troy Douglas became the oldest ever male World Championship medallist at 40 years 274 days.

Teams:

USA John Capel, Bernard Williams, Darvis Patton, Joshua J. Johnson
 BRA Vicente de Lima, Édson Ribeiro, André da Silva, Cláudio de Souza

NED Timothy Beck, Troy Douglas, Patrick van Balkom, Caimin Douglas
 NGR Olusoji Fasuba, Uchenna Emedolu, Deji Musa, Deji Aliu
 POL Piotr Balcerzak, Lukasz Chyla, Marcin Nowak, Marcin Urbás
 JPN Hiroyasu Tsuchie, Hisashi Miyazaki, Ryo Matsuda, Nobuharu Asahara
 JAM Ricardo Williams, Dwight Thomas, Michael Frater, Asafa Powell
 GBR Christian Malcolm, Darren Campbell, Marlon Devonish, Dwain Chambers DQ (r40.8)

First round (First 3 & 4 fastest to semi-finals) (Aug 30)

Heat 1: 1, United States 38.28; 2, France 38.61; 3, Germany 38.91; 4, Ghana 38.94; 5, Dominican Republic 39.01; (Non-qualifiers) 6, PR of China 39.28; Hungary DQ (r170.14) (39.36)

Teams:

USA John Capel, Bernard Williams, Darvis Patton, Joshua J. Johnson
 FRA Ronald Pognon, Aimé-Issa Nthépé, Frédéric Krantz, Jérôme Éyana
 GER Tobias Unger, Marc Blume, Alexander Kosenkow, Ronny Ostwald
 GHA Christian Nsiah, Eric Nkansah, Aziz Zakari, Leo Myles-Mills
 DOM Juan Encarnacion, Luis Morillo, Juan Sainfleur, Joel Baéz
 CHN Shen Yunbao, He Jun, Yang Yaouzu, Chen Haijian
 HUN Zsolt Szeglet, Géza Pauer, Gábor Dobos, Miklós Gyulai

Heat 2: 1, Brazil 38.53; 2, Nigeria 38.76; 3, Japan 38.77; (Non-qualifiers) 4, Belgium 39.05; Cameroon DQ (r163.3) (39.59); Cyprus DQ (r170.14) (40.64); Ukraine DQ (r170.14) (39.23)

Teams:

BRA Vicente de Lima, Édson Ribeiro, André da Silva, Cláudio de Souza
 NGR Deji Musa, Tamunosiki Aforudibo, Olusoji Fasuba, Deji Aliu
 JPN Hiroyasu Tsuchie, Hisashi Miyazaki, Ryo Matsuda, Nobuharu Asahara
 BEL Nathan Bongelo, Anthony Ferro, Kristof Beyens, Xavier de Baerdemakere
 CMR Alfred Moussambani, Serge Bengono, Jean-François Ngapout, Joseph Batangdon
 CYP Constantinos Kokkinos, Anthimos Rotos, Neophytos Michael, Prodromos Katsantonis
 UKR Konstantin Vasyukov, Konstantin Rurak, Aleksandr Kaydash, Dmytro Gluschenko

Heat 3: 1, Poland 38.52; 2, Netherlands 38.72; 3, Jamaica 38.84; 4, Trinidad & Tobago 38.89; (Non-qualifiers) 5, New Zealand 39.25; 6, Oman 40.65

Teams:

POL Marcin Krzywanski, Lukasz Chyla, Marcin Nowak, Marcin Jedrusinski
 NED Timothy Beck, Troy Douglas, Patrick van Balkom, Guus Hoogmoed
 JAM Julien Dunkley, Dwight Thomas, Michael Frater, Ricardo Williams
 TRI Marc Burns, Ato Boldon, Jacey Harper, Nicconer Alexander
 NZL Dallas Roberts, Chris Donaldson, James Dolphin, Donald MacDonald
 OMA Fahad Said, Hamood Al-Dalhmi, Mohamed Al-Shikeili, Juma Mubarak Al-Jabri

Heat 4: 1, Italy 38.63; 2, Canada 38.72; 3, Australia 38.76; (Non-qualifiers) 4, Ivory Coast 39.34; 5, Liberia 40.08; Saudi Arabia DNF; Great Britain & NI DQ (r41.1) (38.24) qualified for semi-finals but disqualified in retrospect

Teams:

ITA Francesco Scuderi, Simone Collio, Massimiliano Donati, Alessandro Cavallaro
 CAN Rhoan Sterling, Anson Henry, Charles Allen, Pierre Browne
 AUS Matt Shirvington, Patrick Johnson, Paul Di Bella, Adam Basil
 CIV Marius Loua, Ibrahim Meité, Yves Sonan, Eric N'Dri
 LBR Sayon Cooper, Kouty Mawenh, Joseph Brent, Abraham Koiyan
 KSA Khalifa Al-Saker, Yahya Al-Gahes, Salem Al-Yami, Ata Mubarak
 GBR Christian Malcolm, Dwain Chambers DQ (r40.8), Marlon Devonish, Mark Lewis-Francis

Semi-finals (First 3 & 2 fastest to final) (Aug 30)

Heat 1: 1, United States 37.99; 2, Jamaica 38.45; 3, Poland 38.50; 4, Japan 38.58; 5, Netherlands 38.63; (Non-qualifiers) 6, Trinidad & Tobago 38.84; 7, Ghana 38.88; 8, Italy 38.93

Teams:

USA John Capel, Bernard Williams, Darvis Patton, Joshua J. Johnson
 JAM Ricardo Williams, Dwight Thomas, Michael Frater, Asafa Powell
 POL Marcin Krzywanski, Lukasz Chyla, Marcin Nowak, Marcin Jedrusinski
 JPN Hiroyasu Tsuchie, Hisashi Miyazaki, Ryo Matsuda, Nobuharu Asahara
 NED Timothy Beck, Troy Douglas, Patrick van Balkom, Caimin Douglas
 TRI Marc Burns, Ato Boldon, Jacey Harper, Nicconer Alexander
 GHA Christian Nsiah, Eric Nkansah, Aziz Zakari, Leo Myles-Mills
 ITA Francesco Scuderi, Simone Collio, Massimiliano Donati, Alessandro Cavallaro

Heat 2: 1, Brazil 38.50; 2, Nigeria 38.58; (Non-qualifiers) 3, Canada 38.66; 4, France 38.79; 5, Australia 38.90; Dominican Republic & Germany DNF. Great Britain & NI DQ (r41.1) (38.26) qualified for final but disqualified in retrospect

Teams:

BRA Vicente de Lima, Édson Ribeiro, André da Silva, Cláudio de Souza
 NGR Deji Musa, Uchenna Emedolu, Olusoji Fasuba, Deji Aliu
 CAN Charles Allen, Anson Henry, Jermaine Joseph, Pierre Browne
 FRA Ronald Pognon, Aimé-Issa Nthépé, Frédéric Krantz, Jérôme Éyana
 AUS Matt Shirvington, Patrick Johnson, Paul Di Bella, Adam Basil
 DOM Juan Encarnacion, Luis Morillo, Juan Sainfleur, Yoel Baéz
 GER Tobias Unger, Marc Blume, Alexander Kosenkow, Ronny Ostwald
 GBR Christian Malcolm, Darren Campbell, Marlon Devonish, Dwain Chambers DQ (r40.8)

Helsinki 2005

Final (Aug 13)

1, France	38.08
2, Trinidad & Tobago	38.10
3, Great Britain & NI	38.27
4, Jamaica	38.28
5, Australia	38.32
6, Netherlands Antilles	38.45
7, Germany	38.48
8, Japan	38.77

Every final the United States has contested it has won, but for the third time in World Championship history its team failed to make it out of the heats when Mardy Scales failed to connect with Leonard Scott.

Gardener gave Britain a one-metre advantage at the end of the first leg in the final, but excellent legs by Pogonon and de Lépine gave France a metre lead over Trinidad & Tobago at the last changeover. Dovy surprisingly held off Darrel Brown for the gold medal, while Frater closed very quickly, just failing to catch Britain's Lewis-Francis for the bronzes. Australia ran the fastest-ever time for fifth place.

Teams:

FRA	Ladji Doucouré, Ronald Pogonon, Eddy de Lepine, Lueyi Dovy
TRI	Kevon Pierre, Marc Burns, Jacey Harper, Darrel Brown
GBR	Jason Gardener, Marlon Devonish, Christian Malcolm, Mark Lewis-Francis
JAM	Lerone Clarke, Dwight Thomas, Ainsley Waugh, Michael Frater
AUS	Daniel Batman, Joshua Ross, Kris Neofytou, Patrick Johnson
AHO	Geronimo Goeloe, Charlton Raphaela, Jairo Duzant, Churandy Martina
GER	Alexander Kosenkow, Marc Blume, Tobias Unger, Marius Broening
JPN	Shingo Suetsugu, Shinji Takahira, Tatsuro Yoshino, Nobuharu Asahara

First round (First 2 & 2 fastest to final) (Aug 12)

Heat 1: 1, France 38.34; 2, Jamaica 38.37; 3, Germany 38.58; 4, Australia 38.65; (Non-qualifiers) 5, Brazil 38.92; 6, Finland 39.30; United States DNF

Teams:

FRA	Oudère Kankarafou, Ronald Pogonon, Eddy de Lepine, Lueyi Dovy
JAM	Lerone Clarke, Dwight Thomas, Ainsley Waugh, Michael Frater
GER	Alexander Kosenkow, Marc Blume, Tobias Unger, Marius Broening
AUS	Daniel Batman, Joshua Ross, Patrick Johnson, Matt Shirvington
BRA	Cláudio Roberto Souza, Bruno Pacheco, Basilio de Morães, André da Silva
FIN	Markus Pöyhönen, Nipa Tran, Jarkko Ruostekivi, Tommi Hartonen
USA	Mardy Scales, Leonard Scott, Tyson Gay, Maurice Greene

Heat 2: 1, Trinidad & Tobago 38.28; 2, Great Britain & NI 38.32; 3, Japan 38.46; 4, Netherlands Antilles 38.60; (Non-qualifiers) 5, Canada 38.67; 6, Nigeria 39.29; Poland DNF; Italy DQ (r170.14) (38.68)

Teams:

TRI	Kevon Pierre, Marc Burns, Jacey Harper, Darrel Brown
GBR	Jason Gardener, Marlon Devonish, Christian Malcolm, Mark Lewis-Francis
JPN	Nobuharu Asahara, Shinji Takahira, Tatsuro Yoshino, Shingo Suetsugu
AHO	Geronimo Goeloe, Charlton Raphaela, Jairo Duzant, Churandy Martina
CAN	Richard Adu-Bobie, Pierre Browne, Anson Henry, Nicolas Macrozonaris
NGR	Olusoji Fasuba, Uchenna Emedolu, Chinedu Oriala, Deji Aliu
POL	Michal Bielczyk, Marcin Jedrusinski, Marcin Nowak, Marcin Urbás
ITA	Luca Verdecchia, Simone Collio, Massimiliano Donati, Andrew Howe

Osaka 2007

Final (Sep 1)

1, United States	37.78
2, Jamaica	37.89
3, Great Britain & NI	37.90
4, Brazil	37.99
5, Japan	38.03
6, Germany	38.62
Poland	DNF
Nigeria	DNF

Teams & splits where known:

USA	Darvis Patton 10.28, Wallace Spearmon 9.22, Tyson Gay 9.05, Leroy Dixon 9.23
JAM	Marvin Anderson 10.60, Usain Bolt 9.05, Nesta Carter 9.40, Asafa Powell 8.84
GBR	Christian Malcolm 10.43, Craig Pickering 9.05, Marlon Devonish 9.24, Mark Lewis-Francis 9.18
BRA	Vicente de Lima 10.25, Rafael Ribeiro 9.22, Basílio de Morães 9.33, Sandro Viana 9.19

JPN	Naoki Tsukahara 10.43, Shingo Suetsugu 9.09, Shinji Takahira 9.35, Nobuharu Asahara 9.16
GER	Ronny Ostwald, Tobias Unger, Alexander Kosenkow, Julian Reus
POL	Michal Bielczyk, Lukasz Chyla, Marcin Jedrusinski, Dariusz Kuc
NGR	Obinna Metu, Uche Isaac, Chinedu Oriala, Olusoji Fasuba

The US team was favoured to win, but after Powell gained more than 3m on Dixon on the anchor leg in the heats, the odds began to shift towards Jamaica. The final saw surprising de Lima leading at the first exchange with a 0.03 advantage over Patton. Britain were one and a half metres behind, and Jamaica's Anderson a further two metres back. Bolt and Pickering were the fastest on the second leg, both running 9.05 seconds, with Britain, USA and Brazil level at the halfway point and Jamaica still two metres or so in arrears.

Gay confirmed his sprint double with a searing 9.05 leg on the bend, giving the US a two-metre lead over Britain at the final exchange, with Jamaica in fifth place. Powell, eager to make up for his relatively poor run in the 100m final, ate up the deficit, catching Britain's Mark Lewis-Francis in the last metre with his 8.84 split while both gained on Dixon who held on to win.

There were a record four teams under 38.00 in one race, with Brazil, and Japan clocking the fastest ever times for fourth and fifth. Britain's Marlon Devonish won a record fourth world relay medal.

First round (First 3 & 2 fastest to final) (Aug 31)

Heat 1: 1, Brazil 38.27; 2, Great Britain & NI 38.33; 3, Poland 38.70; (Non-qualifiers) 4, Italy 38.81; 5, South Africa 39.05; 6, Russia 39.08; 7, Canada 39.43

Teams:

BRA	Vicente de Lima, Rafael Ribeiro, Basílio de Morães, Sandro Viana
GBR	Christian Malcolm, Craig Pickering, Marlon Devonish, Mark Lewis-Francis
POL	Michal Bielczyk, Lukasz Chyla, Marcin Jedrusinski, Dariusz Kuc
ITA	Rosario La Mastra, Simone Collio, Maurizio Checcucci, Jacques Riparelli
RSA	Christiaan Krone, Leigh Julius, Snyman Prinsloo, Sherwin Vries
RUS	Aleksandr Volkov, Mikhail Yegorychev, Roman Smirnov, Ivan Teplykh
CAN	Richard Adu-Bobie, Anson Henry, Jared Connaughton, Neville Wright

Heat 2: 1, Jamaica 38.02; 2, United States 38.10; 3, Japan 38.21; 4, Nigeria 38.43; 5, Germany 38.56 (Non-qualifiers) 6, Australia 38.73

Teams:

JAM	Dwight Thomas, Steve Mullings, Nesta Carter, Asafa Powell
USA	Rodney Martin, Wallace Spearmon, Darvis Patton, Leroy Dixon
JPN	Naoki Tsukahara, Shingo Suetsugu, Shinji Takahira, Nobuharu Asahara
NGR	Obinna Metu, Uche Isaac, Chinedu Oriala, Olusoji Fasuba
GER	Ronny Ostwald, Tobias Unger, Alexander Kosenkow, Julian Reus
AUS	Matt Shirvington, Adam Miller, Tim Williams, Aaron Rouge-Serret

4 x 100 METRES RELAY

Multiple Medallists:

4	Marlon Devonish	GBR	97-1h3, 99-2, 05-3, 07-3
3	Carl Lewis	USA	83-1, 87-1, 91-1
	Dennis Mitchell	USA	87-1 (ran ht & sf), 91-1, 93-1
	Darren Braithwaite	GBR	91-3, 93-2 (ran ht & sf), 97-3
	Robert Esmie	CAN	93-3, 95-1, 97-1
	Glenroy Gilbert	CAN	93-3, 95-1, 97-1
	Bruny Surin	CAN	93-3, 95-1, 97-1
2	22 men		

Most Finals:

5	Édson Ribeiro	BRA	95-6, 97-6, 99-3, 01-dnf, 03-2
4	Ray Stewart	JAM	83-7, 87-3, 91-6, 95-4
	André da Silva	BRA	95-6, 99-3, 01-dnf, 03-2
	Nobuharu Asahara	JPN	01-4, 03-6, 05-8, 07-5

Most Appearances:

6	Marlon Devonish	GBR	97-1h3, 99-2, 01-dnf/h4, 03-dq, 05-3, 07-3
5	11 Men		

National Placings:

	1	2	3	4	5	6	7	8	Points
USA	7	-	-	-	-	-	-	-	56
GBR	-	2	4	-	-	-	-	-	38
JAM	-	1	1	2	-	1	1	-	28
BRA	-	1	1	1	-	2	-	-	24
CAN	2	-	1	-	-	-	-	1	23
GER	-	-	-	2	1	2	1	-	22
AUS	-	1	1	-	2	-	-	-	21
ITA	-	1	1	-	1	1	-	-	20

4 x 100 Metres Relay, continued

	1	2	3	4	5	6	7	8	Points
NGR	-	1	-	2	-	-	-	-	17
JPN	-	-	-	1	2	1	-	1	17
FRA	1	1	-	-	-	-	-	1	16
URS	-	1	1	-	-	-	1	-	15
CUB	-	-	-	3	-	-	-	-	15
TRI	-	2	-	-	-	-	-	-	14
POL	-	-	-	-	2	2	-	-	14
RSA	1	-	-	-	-	1	-	-	11
NED	-	-	1	-	-	-	-	-	6
CIV	-	-	-	-	1	-	1	-	6
HUN	-	-	-	-	1	-	1	-	6
GHA	-	-	-	-	1	-	-	-	4
AHO	-	-	-	-	-	1	-	-	3
CHN	-	-	-	-	-	-	1	-	2
ESP	-	-	-	-	-	-	1	-	2
UKR	-	-	-	-	-	-	1	-	2
SWE	-	-	-	-	-	-	-	1	1
Totals	11	11	11	11	11	11	8	4	383

4 x 400 Metres Relay Helsinki 1983

Final (Aug 14)

1,	USSR	3:00.79
2,	FRG	3:01.83
3,	Great Britain & NI	3:03.53
4,	Czechoslovakia	3:03.90
5,	Italy	3:05.10
6,	United States	3:05.29
7,	Sweden	3:08.57
	Poland	DNF

The USA's problems started when individual runner-up Mike Franks was withdrawn from the squad due to illness. Nevertheless, their final quartet – including 400m hurdles winner Edwin Moses on the anchor – was expected to have few difficulties in the final. Instead, the USSR sprang a complete surprise by inserting Sergey Lovachov on the first leg. The Uzbeki, rested from the individual event, clocked 45.23 to take the lead.

On the second leg, Troshchilo surprisingly pulled away from individual bronze medallist Sunder Nix. Smith caught the USSR's third leg runner Chernetskiy and was running level at the end of the last bend, when an accidental collision knocked the American to the ground. Smith got up to continue his run, but had been passed by the runners of five other teams. Meanwhile USSR anchor runner – Olympic Champion Viktor Markin – started with a handsome 10m lead from the FRG. He held this advantage to the finish. There was great encouragement for Moses, but after a fast start the American was only able to improve his team's position by one.

Teams & splits:

URS	Sergey Lovachov 45.23, Aleksandr Troshchilo 44.85, Nikolay Chernetskiy 45.65, Viktor Markin 45.06
FRG	Erwin Skamrahl 46.42, Jörg Vaihinger 44.73, Harald Schmid 45.76, Hartmut Weber 44.92
GBR	Ainsley Bennett 46.74, Garry Cook 45.12, Todd Bennett 46.46, Phil Brown 45.21
TCH	Miroslav Zahorak 46.52, Petr Brecka 45.94, Dusan Malovec 46.85, Ján Tomko 44.59
ITA	Stefano Malinverni 46.96, Donato Sabia 45.74, Mauro Zuliani 46.56, Roberto Ribaud 45.84
USA	Alonzo Babers 45.64, Sunder Nix 44.87, Willie Smith 49.65, Edwin Moses 45.13
SWE	Tommy Johansson 47.20, Eric Josjö 46.41, Per-Ola Olsson 47.14, Ulf Sedlacek 47.82
POL	Ryszard Wichrowski 46.3, Ryszard Szparak 46.6, Andrzej Stepień 46.7, Ryszard Podlas DNF

First round (First 4 & 4 fastest to semi-finals) (Aug 13)

Heat 1: 1, United States 3:06.62; 2, FRG 3:07.50; 3, Italy 3:07.90; 4, Brazil 3:08.25; 5, Sweden 3:08.33; 6, Canada 3:08.37; (Non-qualifiers) 7, Jamaica 3:09.06; 8, Finland 3:09.23

Teams & splits:

USA	Alonzo Babers 46.4, Willie Smith 46.2, Andre Phillips 45.6, Mike Franks 48.5
FRG	Martin Weppler 47.4, Jörg Vaihinger 46.4, Harald Schmid 47.2, Hartmut Weber 46.5
ITA	Stefano Malinverni 47.8, Donato Sabia 46.5, Mauro Zuliani 46.8, Roberto Ribaud 46.8

BRA	Antonio Ferreira 49.0, Agberto Guimarães 46.7, José Luiz Barbosa 46.5, Gerson Souza 46.1
SWE	Tommy Johansson 47.9, Eric Josjö 46.4, Sven Nylander 47.2, Per-Ola Olsson 46.9
CAN	Mark Guthrie 48.3, Doug Hinds 46.5, Tim Bethune 46.7, Brian Saunders 46.9
JAM	Steve Griffiths 47.4, George Walcott 47.8, Devon Morris 47.0, Carl Smith 46.9
FIN	Jari Niemelä 48.3, Mauri Siekkinen 47.2, Matti Rusanen 46.9, Hannu Mykrä 46.8

Heat 2: 1, Hungary 3:09.95; 2, USSR 3:10.16; 3, Great Britain & NI 3:10.19; 4, Senegal 3:10.90; (Non-qualifiers) 5, Australia 3:11.62; Ghana & Bahamas DNS

Teams & splits:

HUN	Gusztáv Menczer 48.3, Sándor Ujhelyi 46.2, István Takács 47.1, Sándor Vasvári 48.4
URS	Viktor Markin 47.7, Sergey Lovachov 46.4, Aleksandr Troshchilo 47.4, Nikolay Chernetskiy 48.7
GBR	Kriss Akabusi 46.5, Garry Cook 47.6, Todd Bennett 47.6, Phil Brown 48.5
SEN	Amadou Dia Bâ 48.2, Moussa Fall 1 47.6, Babacar Niang 48.6, Boubacar Diallo 46.5
AUS	Bruce Frayne 49.6, Gary Minihan 48.8, Paul Gilbert 47.9, Darren Clark 45.4

Heat 3: 1, France 3:06.99; 2, Czechoslovakia 3:07.03; 3, Poland 3:07.18; 4, Japan 3:07.23; 5, Spain 3:07.42; 6, Kenya 3:07.48; (Non-qualifiers) 7, Ivory Coast 3:09.23; Uganda DQ (3:07.8 est)

Teams & splits where known:

FRA	Jacques Fellice 47.4, Yann Quentrec 46.3, Hector Llatser 46.0, Aldo Canti 47.3
TCH	Miroslav Zahorak 46.9, Petr Brecka 46.1, Dusan Malovec 47.1, Ján Tomko 47.0
POL	Ryszard Wichrowski 46.9, Ryszard Szparak 46.6, Andrzej Stepień 47.1, Ryszard Podlas 46.6
JPN	Kazunori Asaba, Tomoharu Isobe, Hirofumi Koike, Susumu Takano
ESP	Juan Prado 48.0, Antonio Sánchez 46.2, Carlos Azulay 47.1, Angel Heras 46.2
KEN	Elisha Bitok 47.5, John Anzrah 46.0, James Atuti 47.1, Juma Ndiwa 46.9
CIV	Georges Kablan 47.9, Rene Djédjémel 47.0, Ayognan Nogboum 48.4, Gabriel Tiacoh 46.0
UGA	John Goville, Mike Okot, Charles Mbazira, Moses Kyeswa

Semi-finals (First 4 to final) (Aug 13)

Heat 1: 1, United States 3:02.13; 2, FRG 3:04.96; 3, Poland 3:05.51; 4, Italy 3:05.70; (Non-qualifiers) 5, Canada 3:06.42; 6, Japan 3:07.11; 7, Senegal 3:09.63; 8, Hungary 3:11.08

Teams & splits:

USA	Alonzo Babers 45.66, Sunder Nix 45.15, Willie Smith 45.82, Edwin Moses 45.50
FRG	Erwin Skamrahl 46.86, Jörg Vaihinger 45.38, Edgar Nakladal 45.86, Harald Schmid 46.86
POL	Ryszard Wichrowski 47.31, Ryszard Szparak 46.23, Andrzej Stepień 46.02, Ryszard Podlas 45.95
ITA	Stefano Malinverni 47.29, Donato Sabia 46.23, Mauro Zuliani 46.52, Roberto Ribaud 45.66
CAN	Brian Saunders 47.61, Doug Hinds 46.12, Ian Newhouse 46.57, Tim Bethune 46.12
JPN	Tomoharu Isobe 47.44, Kazunori Asaba 46.48, Hirofumi Koike 47.00, Susumu Takano 46.19
SEN	Moussa Fall 1 47.77, Babacar Niang 47.26, Mathurin Barry 47.94, Amadou Dia Bâ 46.66
HUN	Gusztáv Menczer 48.89, Sándor Ujhelyi 45.15, István Takács 46.98, Sándor Vasvári 50.06

Heat 2: 1, USSR 3:03.75; 2, Great Britain & NI 3:04.03; 3, Czechoslovakia 3:04.32; 4, Sweden 3:04.32; (Non-qualifiers) 5, Brazil 3:04.46; 6, France 3:05.09; 7, Kenya 3:05.30; 8, Spain 3:09.68

Teams & splits:

URS	Sergey Lovachov 45.34, Aleksandr Troshchilo 46.44, Nikolay Chernetskiy 45.39, Viktor Markin 46.58
GBR	Kriss Akabusi 46.57, Garry Cook 46.03, Todd Bennett 45.58, Phil Brown 45.85
TCH	Miroslav Zahorak 47.05, Petr Brecka 46.01, Dusan Malovec 45.94, Ján Tomko 45.32
SWE	Tommy Johansson 46.79, Eric Josjö 45.79, Sven Nylander 45.38, Per-Ola Olsson 45.36
BRA	Antonio Ferreira 46.13, Agberto Guimarães 46.40, José Luiz Barbosa 46.14, Gerson Souza 45.79
FRA	Jacques Fellice 47.29, Yann Quentrec 46.47, Hector Llatser 45.38, Aldo Canti 45.95
KEN	David Kitur 46.66, John Anzrah 46.04, James Atuti 45.94, James Maina 46.66
ESP	Juan Prado 48.18, Antonio Sánchez 47.07, Carlos Azulay 48.06, Angel Heras 46.37

Rome 1987

Final (Sep 6)

1, United States	2:57.29
2, Great Britain & NI	2:58.86
3, Cuba	2:59.16
4, FRG	2:59.96
5, Kenya	3:01.67
6, Jamaica	3:04.53
USSR	DNF
Nigerla	DNF

Two teams, the USA and Great Britain, were virtually level at the first changeover, but thereafter the USA pulled clear to make amends for their 1983 disaster. Any hopes the British had of challenging the USA disappeared when Antonio McKay clocked 44.20 versus Roger Black's 44.81 on the third leg. He was able to give Reynolds – now running much better than he had in the individual final – a lead of 7m. The winning time was a low-altitude world best. Great Britain broke the European record in second place.

Teams & splits:

USA	Danny Everett 45.1, Roddie Haley 44.0, Antonio McKay 44.20, Butch Reynolds 44.00
GBR	Derek Redmond 45.2, Kriss Akabusi 44.5, Roger Black 44.81, Phil Brown 44.34
CUB	Leandro Peñalver 45.2, Agustín Pavó 45.2, Lázaro Martínez 44.90, Roberto Hernández 43.88
FRG	Norbert Dobeleit 45.7, Mark Henrich 44.3, Edgar Itt 45.12, Harald Schmid 44.93
KEN	John Saina 46.2, John Anzrah 45.9, Elijah Bitok 45.45, David Kitur 44.09
JAM	Mark Senior 46.4, Devon Morris 46.7, Winthrop Graham 46.27, Bert Cameron 45.19
URS	Yevgeniy Lomtev 46.0, Vladimir Prosin DNF, Aleksandr Kurochkin, Vladimir Krylov
NGR	Moses Ugbisie, Joseph Falaye, Henry Amike, Innocent Egbunike

First round (First 4 & 4 fastest to semi-finals) (Sep 5)

Heat 1: 1, USA 3:03.00; 2, GDR 3:03.57; 3, Yugoslavia 3:03.89; 4, Nigeria 3:03.90; 5, Canada 3:04.08; 6, Spain 3:05.02; (Non-qualifiers) 7, Ivory Coast 3:05.34; 8, Ireland 3:07.18

Teams & splits where known:

USA	Danny Everett, Mike Franks, Raymond Pierre 45.39, Antonio McKay 46.63
GDR	Mathias Schersing, Michael Schimmer, Jens Carlowitz, Thomas Schönlebe
YUG	Branislav Karaulic, Slobodan Popovic, Slobodan Brankovic, Ismail Macev
NGR	Moses Ugbisie, Joseph Falaye, Henry Amike, Innocent Egbunike
CAN	Andre Smith, Courtney Brown, John Graham, Anton Skerritt
ESP	Cayetano Cornet, Antonio Sánchez, José Alonso, Angel Heras
CIV	Akissi Kpidi, Zongo Kuya, René Djédémel, Gabriel Tiacoh
IRL	Kieran Finn, Gerry Delaney, John Barry, Peter Sinclair

Heat 2: 1, Kenya 3:02.32; 2, Cuba 3:02.62; 3, USSR 3:02.79; 4, Jamaica 3:05.11; (Non-qualifiers) 5, Czechoslovakia 3:05.44; 6, Brazil 3:05.64; 7, Argentina 3:12.96

Teams & splits where known:

KEN	John Saina, Elijah Bitok, Tito Sawe, John Anzrah
CUB	Leandro Peñalver, Agustín Pavó, Lázaro Martínez, Roberto Hernández
URS	Arkadiy Kornilov, Yevgeniy Lomtev, Vladimir Prosin, Aleksandr Kurochkin
JAM	Mark Senior, Devon Morris, Winthrop Graham, Bert Cameron
TCH	Jindrich Roun, Stanislav Navesnak, Josef Kucej, Lubos Balosak
BRA	Washington Rodrigues, Sergio Menezes, Gerson Souza, José Luiz Barbosa
ARG	Fabián Garbolini, Dardo Angerami, Luis Migueles, José Beduino

Heat 3: 1, Great Britain & NI 3:03.75; 2, Japan 3:03.86; 3, FRG 3:03.87; 4, Australia 3:04.22; 5, Italy 3:04.64; 6, France 3:04.64; (Non-qualifier) 7, Chinese Taipei 3:11.45

Teams & splits where known:

GBR	Mark Thomas, Kriss Akabusi, Todd Bennett, Phil Brown
JPN	Koichi Konakaton, Kenji Yamauchi, Hiromi Kawasumi, Susumu Takano
FRG	Peter Schwelm, Mark Henrich 46.77, Klaus Just, Edgar Itt
AUS	Robert Stone, Gary Minihan, Paul Stubbs, Darren Clark
ITA	Marcello Pantone, Vito Petrella, Andrea Montanari, Roberto Ribaud
FRA	Aldo Canti, Jean-Jacques Boussemart, Patrick Barré, Yann Quentrec
TPE	Lin Kuang-Liang, Hsu Ruo-Ta, Lee Shiunn-Long, Lin Tsai-Tien

Semi-finals (First 4 to final) (Sep 5)

Heat 1: 1, Cuba 3:00.99; 2, Great Britain & NI 3:01.47; 3, USSR 3:01.61; 4, Nigeria 3:01.92; (Non-qualifiers) 5, Canada 3:02.90; 6, France 3:03.41; 7, Japan 3:04.86; 8, Spain 3:06.41

Teams & splits where known:

CUB	Leandro Peñalver, Agustín Pavó, Lázaro Martínez 44.98, Roberto Hernández 45.48
GBR	Mark Thomas, Kriss Akabusi, Todd Bennett, Phil Brown
URS	Arkadiy Kornilov, Yevgeniy Lomtev, Vladimir Prosin, Aleksandr Kurochkin
NGR	Moses Ugbisie, Joseph Falaye, Henry Amike, Innocent Egbunike
CAN	Andre Smith, Courtney Brown, John Graham, Anton Skerritt
FRA	Aldo Canti, Jean-Jacques Boussemart, Patrick Barré, Yann Quentrec
JPN	Koichi Konakaton, Kenji Yamauchi, Hiromi Kawasumi, Susumu Takano
ESP	Cayetano Cornet, Antonio Sánchez, José Alonso, Angel Heras

Heat 2: 1, USA 2:59.06; 2, Kenya 3:00.73; 3, Jamaica 3:01.08; 4, FRG 3:01.18; (Non-qualifiers) 5, Yugoslavia 3:03.30; 6, Italy 3:03.91; 7, Australia 3:04.59; GDR DNF

Teams & splits where known:

USA	Danny Everett 45.3, Mike Franks 44.6, Raymond Pierre 44.7, Antonio McKay 44.5
KEN	John Saina, Elijah Bitok, David Kitur 43.9, John Anzrah
JAM	Mark Senior, Devon Morris, Winthrop Graham, Bert Cameron
FRG	P Schwelm, Edgar Itt, Klaus Just, Mark Henrich 44.0
YUG	Branislav Karaulic, Slobodan Popovic, Slobodan Brankovic, Ismail Macev
ITA	Marcello Pantone, Vito Petrella, Tiziano Gemelli, Roberto Ribaud
AUS	Robert Stone, Gary Minihan, Paul Stubbs, Darren Clark
GDR	Jens Carlowitz, Frank Möller, Mathias Schersing, Thomas Schönlebe

Tokyo 1991

Final (Sep 1)

1, Great Britain & NI	2:57.53
2, United States	2:57.57
3, Jamaica	3:00.10
4, Yugoslavia	3:00.32
5, Kenya	3:00.34
6, Germany	3:00.75
7, Morocco	3:04.49
8, Cuba	3:05.33

Just as the French fancied their chances in the sprint relay against the United States, so Britain hoped to cause an upset in the long relay. They and the USA were impressive heat winners, both in under three minutes. Japan found a national record of 3:01.26 insufficient for a place in the final. Both countries had rested their top runners for the final, but because of the United States' strict selection policy, the world number one – Michael Johnson – was not included as he did not run 400m in the US trials.

Britain gambled by switching individual silver medallist Black from his usual anchor position to the first leg. He gave his team an early lead, but the US went in front at halfway thanks to Quincy Watts's 43.4, the fastest split of the race. On the third leg, John Regis – the 1987 200m bronze medallist – closed the gap. This meant that the individual World Champion Antonio Pettigrew would only have a stride's advantage over 400m hurdler Kriss Akabusi.

Around the first bend, Pettigrew had to swerve to avoid a poking cameraman. The American surged at 200m, but the 32 year-old Briton followed and was able to edge ahead in the final 30m for a thrilling victory. "The guys before me did everything right," said Akabusi. "It was the big occasion and we had to grab it."

Teams & splits:

GBR	Roger Black 44.7, Derek Redmond 44.0, John Regis 44.22, Kriss Akabusi 44.59
USA	Andrew Valmon 44.9, Quincy Watts 43.4, Danny Everett 44.31, Antonio Pettigrew 44.93
JAM	Seymour Fagan 45.9, Devon Morris 44.6, Patrick O'Connor 44.81, Winthrop Graham 44.77
YUG	Dejan Jovkovic 46.0, Nenad Djurovic 45.1, Ismail Macev 45.18, Slobodan Brankovic 44.09
KEN	Samson Kitur 46.1, Simon Kemboi 44.4, Charles Gitonga 44.87, Simeon Kipkemboi 44.94
GER	Klaus Just 46.9, Rico Lieder 43.9, Norbert Dobeleit 45.65, Jens Carlowitz 44.26
MAR	Abdelali Kasbane 46.48, Ali Dahane 46.68, Bouchair Belcaid 46.52, Benyounes Lahlou 44.81
CUB	Agustín Pavó 46.9, Héctor Herrera 45.3, Jorge Valentín 47.23, Lázaro Martínez 45.91

First round (First 2 & 2 fastest to final) (Aug 31)

Heat 1: 1, United States 2:59.55; 2, Jamaica 3:00.01; 3, Germany 3:00.17; (Non-qualifiers) 4, Japan 3:01.26; 5, Qatar 3:07.06; 6, Spain 3:08.39

Teams:

USA	Jeff Reynolds, Quincy Watts, Mark Everett, Danny Everett
JAM	Howard Burnett, Devon Morris, Patrick O'Connor, Seymour Fagan
GER	Klaus Just, Rico Lieder, Norbert Dobeleit, Jens Carlowitz
JPN	Koichi Konakotomi, Susumu Takano, Takahiro Watanabe, Koji Ito
QAT	Sami Jumrah, Ismael Youssef, Masoud Rahman, Ibrahim Ismail
ESP	Luis Cumellas, Antonio Sánchez, Moises Fernández, Didac Manas

Heat 2: 1, Morocco 3:02.11; 2, Cuba 3:02.29; (Non-qualifiers) 3, Italy 3:02.72; 4, Canada 3:03.68; 5, Mexico 3:09.56; France DNF

Teams:

MAR	Abdelali Kasbane, Ali Dahane, Bouchair Belcaid, Benyounes Lahlou
CUB	Agustín Pavó, Héctor Herrera, Jorge Valentín, Lázaro Martínez
ITA	Fabio Grossi, Marco Vaccari, Alessandro Aimar, Andrea Nuti
CAN	Anthony Wilson, Mark Jackson, Mike McLean, Freddie Williams
MEX	Raymundo Escalante, Eduardo Nava, Josue Morales, Luis Karín
FRA	Andre Jaffory, Olivier Noirot, Stéphane Diagana, Christoph Gloris

Heat 3: 1, Great Britain & NI 2:59.49; 2, Yugoslavia 2:59.95; 3, Kenya 3:00.21; (Non-qualifiers) 4, Australia 3:02.42; 5, Barbados 3:05.63

Teams:

GBR	Ade Mafe, Derek Redmond, Mark Richardson, Kriss Akabusi
YUG	Dejan Jovkovic, Nenad Djurovic, Ismail Macev, Slobodan Brankovic
KEN	Samson Kitur, Simon Kemboi, Charles Gitonga, Simeon Kipkemboi
AUS	Dean Capobianco, Paul Greene, Rohan Robinson, Mark Garner
BAR	Terrence Harewood, Steven Roberts, Seibert Straughn, Michael Williams

(Split times for heats not taken)

Stuttgart 1993

Final (Aug 22)

1,	United States	2:54.29WR
2,	Kenya	2:59.82
3,	Germany	2:59.99
4,	France	3:00.09
5,	Russia	3:00.44
6,	Cuba	3:00.46
7,	Jamaica	3:01.44
8,	Bulgaria	3:05.35

The disappointments of 1991 were quickly forgotten when a United States squad which included history's three fastest men obliterated the world record. Valmon (44.5) had built up a 10m lead after the first exchange, and sub-44 splits by Watts and Reynolds quadrupled this. The baton was then passed to Johnson, who appeared to run a conservative first 200m before letting rip in the last half lap. A hurried comparison of the photo-cell time at the "bell" and the finishing time of 2:54.29 revealed that Johnson had run quicker than 43 seconds. His time was confirmed as 42.94.

Individual bronze medallist Kitur clocked the fastest non-US split of the race to win silver for Kenya, while 1987 individual champion Schönlebe held on to win a bronze for Germany. Defending Champions Britain were eliminated in the heats.

The winning mark stood as a world record until a United States team clocked 2:54.20 at the 1998 Goodwill Games, then in 2008 the later mark was cancelled due to the involvement of Antonio Pettigrew who admitted to doping violations between 1997 and 2003. Of course Pettigrew contributed to the US victory in Stuttgart with his second leg run in the heats.

Teams & splits:

USA	Andrew Valmon 44.5, Quincy Watts 43.6, Butch Reynolds 43.23, Michael Johnson 42.94
KEN	Kennedy Ochieng 46.2, Simon Kemboi 45.3, Abednego Matilu 44.56, Samson Kitur 43.75
GER	Rico Lieder 45.5, Karsten Just 45.3, Olaf Hense 44.98, Thomas Schönlebe 44.21
FRA	Jean-Louis Rapnouil 45.5, Pierre-Marie Hilaire 45.5, Jacques Farraudière 44.86, Stéphane Diagana 44.19
RUS	Dmitriy Kliger 45.72, Dmitriy Kosov 45.09, Mikhail Vdovin 44.73, Dmitriy Golovastov 44.90
CUB	Iván García 46.6, Héctor Herrera 45.5, Norberto Téllez 44.30, Roberto Hernández 44.12
JAM	Patrick O'Connor 46.0, Dennis Blake 45.5, Danny McFarlane 45.32, Greg Haughton 44.55
BUL	Stanislav Georgiev 46.2, Tsvetoslav Stankulov 46.2, Kiril Raykov 45.99, Anton Ivanov 47.03

First round (First 2 & 2 fastest to final) (Aug 21)

Heat 1: 1, Germany 3:01.26; 2, Bulgaria 3:01.61; 3, Jamaica 3:01.70; (Non-qualifiers) 4, Great Britain & NI 3:02.15; 5, New Zealand 3:05.84; 6, Thailand 3:06.80

Teams & splits:

GER	Karsten Just 46.1, Rico Lieder 45.0, Olaf Hense 45.39, Thomas Schönlebe 44.79
BUL	Stanislav Georgiev 45.9, Tsvetoslav Stankulov 46.0, Kiril Raykov 45.07, Anton Ivanov 44.66
JAM	Patrick O'Connor 46.5, Dennis Blake 45.1, Danny McFarlane 45.83, Greg Haughton 44.24
GBR	Du'a'ine Ladejo 46.0, Guy Bullock 45.8, Wayne McDonald 46.24, Ade Mafe 44.16
NZL	Shaun Farrell 47.3, Nick Cowan 45.6, Darren Dale 46.80, Mark Keddell 46.08
THA	Chanand Kenchan 47.7, Sakron Tongtip 46.8, Wirwat Poomipak 47.62, Yutthana Tonglek 46.46

Heat 2: 1, United States 2:58.72; 2, France 3:01.70; (Non-qualifiers) 3, Japan 3:02.43; 4, Algeria 3:03.63; 5, Mexico 3:08.37; Trinidad & Tobago DNS

Teams & splits:

USA	Andrew Valmon 45.1, Antonio Pettigrew 44.0, Derek Mills 44.65, Michael Johnson 44.96
FRA	Jacques Farraudière 45.9, Pierre-Marie Hilaire 45.2, Olivier Noirot 45.37, Jean-Louis Rapnouil 45.19
JPN	Masayoshi Kan 46.9, Shunji Karube 45.1, Yoshihiko Saito 45.23, Tomonari Ono 45.12
ALG	Amar Hecini 45.8, Ismail Mariche 46.2, Kamel Talhaodi 46.51, Sadek Boumendil 45.08
MEX	Raymundo Escalante 47.8, Juan Vallín 45.6, Josue Morales 47.81, Luis Toledo 47.20
TRI	No declaration

Heat 3: 1, Kenya 3:00.82; 2, Cuba 3:01.36; 3, Russia 3:01.51; (Non-qualifiers) 4, Italy 3:01.85; 5, Nigeria 3:02.64; Uganda DNS

Teams & splits:

KEN	Abednego Matilu 45.5, Simon Kemboi 45.9, Samson Kitur 44.49, Kennedy Ochieng 44.94
CUB	Lázaro Martínez 46.9, Héctor Herrera 45.5, Norberto Téllez 44.69, Roberto Hernández 44.32
RUS	Dmitriy Kliger 45.6, Dmitriy Kosov 45.4, Innokentiy Zharov 45.61, Dmitriy Golovastov 44.86
ITA	Andrea Nuti 46.4, Andrea Montanari 45.4, Alessandro Aimar 44.78, Marco Vaccari 45.31
NGR	Hassan Bosso 47.2, Emmanuel Okoli 45.9, Victor Omagbemi 45.43, Sunday Bada 44.11
UGA	No declaration

Gothenburg 1995

Final (Aug 13)

1,	United States	2:57.32
2,	Jamaica	2:59.88
3,	Nigeria	3:03.18
4,	Great Britain & NI	3:03.75
5,	Poland	3:03.84
6,	Cuba	3:07.65
	Germany	DQ (r163.3) (3:03.5est)
	Kenya	DNS

Teams & splits:

USA	Marlon Ramsey 44.9, Derek Mills 44.6, Butch Reynolds 43.74, Michael Johnson 44.11
JAM	Michael McDonald 46.0, Davian Clarke 44.1, Danny McFarlane 44.97, Greg Haughton 44.84
NGR	Udeme Ekpeyong 46.7, Kunle Adejuyigbe 46.7, Jude Monye 45.11, Sunday Bada 44.64
GBR	David McKenzie 46.93, Mark Hylton 45.61, Adrian Patrick 45.87, Roger Black 45.34
POL	Piotr Rysiukiewicz 47.2, Pawel Januszewski 45.7, Robert Mackowiak 45.25, Tomasz Jedrusik 45.71
CUB	José Pérez 47.6, Jorge Crusellas 45.8, Omar Mena 46.66, Norberto Téllez 47.62
GER	Uwe Jahn 46.6, Karsten Just 45.9, Kai Karsten 45.49, Rico Lieder 45.49
KEN	Samson Kitur, Julius Chepkwony, Kennedy Ochieng, Charles Gitonga

Even without Reynolds and Johnson, the individual gold and silver medallists, the USA won their heat in 2:58.23. Close behind were Jamaica, for whom Davian Clarke, a junior, clocked 43.7. The two teams dominated the final. At halfway the USA were around five metres ahead, but on the third stage Reynolds put them out of reach, clocking 43.74 on a day when no-one else broke 44.1. The next fastest in the race was Michael Johnson's 44.11 anchor for the USA. A strong anchor leg by Bada put Nigeria into third place.

First round (First 2 & 2 fastest to final) (Aug 12)

Heat 1: 1, United States 2:58.23; 2, Jamaica 2:58.29; 3, Germany 3:00.25; (Non-qualifiers) 4, Japan 3:01.46; 5, Italy 3:02.01; 6, Bahamas 3:02.85; 7, Mexico 3:07.22

Teams & splits:

USA	Marlon Ramsey 44.6, Derek Mills 44.0, Kevin Lyles 44.41, Darnell Hall 45.22
JAM	Michael McDonald 45.1, Davian Clarke 43.8, Dennis Blake 44.80, Danny McFarlane 44.60
GER	Uwe Jahn 45.8, Karsten Just 44.8, Kai Karsten 44.82, Rico Lieder 44.82
JPN	Shunji Karube 45.4, Yoshihiko Saito 45.3, Kazuhiko Yamazaki 45.47, Masayoshi Kan 45.32
ITA	Marco Vaccari 46.3, Laurent Ottoz 45.6, Alessandro Aimar 45.19, Andrea Nuti 44.96
BAH	Troy McIntosh 46.1 (estimate), Dennis Darling 45.6, Timothy Munnings 45.51, Carl Oliver 45.65
MEX	Alejandro Cárdenas 46.3, Juan Vallín 47.1, Alberto Araújo 47.12, Raymundo Escalant 46.73

Heat 2: 1, Kenya 3:00.81; 2, Cuba 3:01.82; (Non-qualifiers) 3, Australia 3:03.07; 4, Switzerland 3:03.91; 5, Senegal 3:05.15; 6, France 3:09.46; Saudi Arabia DNF

Teams:

KEN	Samson Kitur 45.9, Abednego Matilu 45.2, Julius Chepkwony 45.07, Charles Gitonga 44.64
CUB	Iván García 46.8, Jorge Crusellas 45.2, Omar Mena 45.20, Norberto Téllez 44.62
AUS	Rohan Robinson 46.5, Michael Joubert 45.3, Mark Ladbrook 45.85, Paul Greene 45.41
SUI	Laurent Clerc 47.0, Kevin Widmer 45.4, Alain Rohr 46.85, Matthias Rusterholz 44.69
SEN	Diarra Moustapha 47.5, Ibrahima Wade 45.9, Ibou Faye 46.11, Hachim Ndiaye 45.61
FRA	Jacques Farraudière 46.7, Pierre-Marie Hilaire 50.7, Marc Foucan 46.45, Jean-Louis Rapnouil 45.58
KSA	Salah Al-Nassri DNF, Mohammed Al-Bishy, Hashim Al-Sharfa, Hadi Al-Somaily

Heat 3: 1, Nigeria 3:01.09; 2, Great Britain & NI 3:01.22; 3, Poland 3:01.38; (Non-qualifiers) 4, South Africa 3:01.51; 5, Zimbabwe 3:04.86; 6, New Zealand 3:06.39; Trinidad & Tobago DNS

Teams & splits:

NGR	Udeme Ekpeyong 45.9, Jude Monye 44.3, Kunle Adejuyigbe 47.10, Sunday Bada 43.79
GBR	David McKenzie 46.1, Adrian Patrick 45.6, Mark Hylton 45.24, Mark Richardson 44.29
POL	Piotr Rysiukiewicz 46.2, Pawel Januszewski 45.2, Robert Mackowiak 44.93, Tomasz Jedrusik 45.01
RSA	Hermanus de Jager 46.3, Arnaud Malherbe 44.9, Riaan Dempers 45.36, Bobang Phiri 44.95
ZIM	Arnold Payne 47.0, Savieri Ngidhi 46.9, Tawanda Chiwira 45.36, Ken Harnden 45.58
NZL	Callum Taylor 47.3, Nick Cowan 46.2, Mark Wilson 46.09, Robert Hanna 46.76
TRI	No declaration

Athens 1997**Final (Aug 10)**

1,	Great Britain & NI	2:56.65
2,	Jamaica	2:56.75
3,	Poland	3:00.26
4,	South Africa	3:00.26
5,	France	3:01.06
6,	Zimbabwe	3:01.43
7,	Italy	3:01.52
	United States	DQ (r41.1) (2:56.47)

British hopes of another famous victory over the USA, as in the 1936 Olympics and 1991 World Championships, were boosted by the news that Michael Johnson was not running, but in a tense race the Americans prevailed and the Jamaicans (setting a national record) were also a major factor with little more than a stride covering the three teams at the finish. Poland, who had lowered their national record to inside 3 min in the heats, placed a distant fourth. That's how the result stood until 2008, when Antonio Pettigrew admitted doping violations and gave the IAAF no choice but to disqualify the USA and redistribute the medals. With Britain as rightful champions, the record number of different countries winning golds in Athens was increased by one to 26.

It was Pettigrew who gave his team big lead on the second stage thanks to a 43.1 clocking. Black moved into second for Britain before fading and being passed by Jamaica's Haughton (44.4) some 10m behind the American. Baulch (44.08) ran a spectacular first 200 to take the lead for Britain on the third leg before the lactic acid got to work and he was re-passed by Jones of the USA (44.80) with McFarlane of Jamaica (44.37) a close third. The placings stayed the same on the

anchor leg although Britain's Richardson (43.57) and Jamaica's Clarke (43.51) closed up on Washington (44.00).

Teams & splits:

GBR	Iwan Thomas 44.8, Roger Black 44.2, Jamie Baulch 44.08, Mark Richardson 43.57
JAM	Michael McDonald 44.5, Greg Haughton 44.4, Danny McFarlane 44.37, Davian Clarke 43.51
POL	Tomasz Czubak 45.3, Piotr Rysiukiewicz 45.1, Piotr Haczek 45.14, Robert Mackowiak 44.78
RSA	Arnaud Malherbe 46.42, Hezekiel Sepeng 44.77, Hendrik Mokganyetsi 45.21, Llewellyn Herbert 43.86
FRA	Jean-Louis Rapnouil 46.6, Marc Foucan 44.7, Fred Mango 45.25, Stéphane Diagana 44.56
ZIM	Tawanda Chiwira 45.9, Phillip Mukomana 45.7, Savieri Ngidhi 45.71, Ken Harnden 44.09
ITA	Ashraf Saber 45.6, Marco Vaccari 45.4, Andrea Nuti 45.90, Fabrizio Mori 44.56
USA	Jerome Young 44.6, Antonio Pettigrew DQ (r40.8) (43.1), Chris Jones 44.80, Tyree Washington 44.00

First round (First 2 & 2 fastest to final) (Aug 9)

Heat 1: 1, Great Britain & NI 3:00.19; 2, France 3:01.76; (Non-qualifiers) 3, Austria 3:02.95; 4, Nigeria 3:04.19; 5, Algeria 3:05.22; 6, Spain 3:05.40; 7, Botswana 3:05.96

Teams & splits:

GBR	Mark Hylton 46.14, Roger Black 44.33, Jamie Baulch 44.53, Iwan Thomas 45.19
FRA	Jean-Louis Rapnouil 45.6, Marc Foucan 45.6, Fred Mango 44.79, Stéphane Diagana 45.81
AUT	Christoph Pöstinger 46.0, Thomas Griesser 46.8, Andreas Rechbauer 45.54, Rafik Elouardi 44.63
NGR	Ayuba Machen 47.6, Mathias Ogbeta 46.1, Udeme Ekpeyong 45.36, Clement Chukwu 45.15
ALG	Samir-Adel Louahla 46.3, Kamel Talhaoui 45.9, Malik Louahla 46.54, Amar Hecini 46.47
ESP	Cesar Martínez 47.9, Antonio Andrés 45.9, Pablo Vallejo 46.14, David Canal 45.49
BOT	Justice Dipeba 47.7, Lulu Basinyi 46.5, Rampa Moswey 45.84, Johnson Kubisa 45.94

Heat 2: 1, Poland 2:59.91; 2, Jamaica 2:59.98; 3, South Africa 3:00.58; (Non-qualifiers) 4, Russia 3:03.35; 5, Latvia 3:04.30; 6, Greece 3:05.43

Teams & splits:

POL	Tomasz Czubak 45.4, Piotr Rysiukiewicz 44.8, Piotr Haczek 44.82, Robert Mackowiak 44.88
JAM	Linval Laird 46.2, Davian Clarke 43.9, Greg Haughton 44.84, Danny McFarlane 45.07
RSA	Arnaud Malherbe 46.6, Hezekiel Sepeng 44.6, Hendrick Mokganyetsi 45.27, Llewellyn Herbert 44.10
RUS	Mikhail Vdovin 47.1, Innokentiy Zharov 45.0, Dmitriy Golovastov 46.21, Ruslan Mashchenko 45.46
LAT	Sergey Insakovs 45.9, Egis Tebelis 45.9, Einars Tupuritis 46.56, Inguns Sviklins 45.93
GRE	Panayiotis Sarris 47.1, Kostas Moutoulidis 45.5, Giorgios Batsikas 46.84, Periklis Iakovakis 45.99

Heat 3: 1, Zimbabwe 3:00.79; 2, Italy 3:01.75; (Non-qualifiers) 3, Japan 3:03.85; 5, Switzerland 3:05.34; 4, Czech Republic 3:05.65. United States DQ (r41.1) (2:59.78) qualified for final but disqualified in retrospect

Teams & splits:

ZIM	Tawanda Chiwira 46.2, Phillip Mukomana 44.6, Savieri Ngidhi 45.79, Ken Harnden 44.20
ITA	Ashraf Saber 46.0, Marco Vaccari 44.9, Andrea Nuti 45.53, Fabrizio Mori 45.28
JPN	Shunji Karube 45.5, Seiji Inagaki 45.6, Hiroyuki Hayashi 45.38, Shigekazu Omori 47.41
SUI	Laurent Clerc 46.0, Kevin Widmer 45.1, Mathias Rusterholz 44.57, Marcel Schelbert 49.66
CZE	Jan Podebradsky 46.3, Jiri Svenek 46.7, Jan Stejfa 45.63, Jiri Muzik 47.04
USA	Jerome Young 45.2, Antonio Pettigrew DQ (r40.8) (43.7), Chris Jones 44.71, Allen Johnson 46.19

Seville 1999**Final (Aug 29)**

1,	Poland	2:58.91
2,	Jamaica	2:59.34
3,	South Africa	3:00.20
4,	France	3:00.59
5,	Russia	3:00.98
6,	Bahamas	3:02.74
7,	Senegal	3:03.80
	United States	DQ (r41.1) (2:56.45)

Although without the injured Young, the Americans were still a class apart, leading throughout from Poland and Jamaica. Davis and Pettigrew combined to reach halfway three metres clear of Poland and Taylor seized the opportunity to atone for his 400m hurdles debacle by pulling far away with a 43.92 leg. Johnson pattered around in 43.49 for the seventh-quickest ever time of 2:56.45. That originally brought his World Championships gold medal tally to a record-breaking nine, but of course the presence of Antonio Pettigrew meant that Johnson and his compatriots would be ultimately stripped of their medals for the second World Championships in succession.

Conspicuous by their absence from the final were Britain who, despite a 44.24 anchor by Baulch, failed to qualify after a decision to rest Mark Richardson.

Teams & splits:

POL	Tomasz Czubak 45.0, Robert Mackowiak 44.3, Jacek Bocian 44.90, Piotr Haczek 44.70
JAM	Michael McDonald 46.13, Greg Haughton 44.65, Danny McFarlane 44.68, Davian Clarke 43.88
RSA	Jopie van Oudtshoorn 46.5, Hendrik Mokganyetsi 44.5, Adriaan Botha 45.43, Arnaud Malherbe 43.78
FRA	Pierre-Marie Hilaire 46.2, Marc Foucan 44.7, Marc Raquil 45.11, Fred Mango 44.62
RUS	Daniil Shekin 46.2, Andrey Semyonov 44.8, Valentin Kulbatskiy 45.30, Dmitriy Golovastov 44.69
BAH	Timothy Munnings 46.5, Troy McIntosh 45.6, Carl Oliver 46.01, Chris Brown 44.64
SEN	Ousmane Niang 47.2, Assane Diallo 46.2, Ibou Faye 45.45, Ibrahima Wade 44.92
USA	Jerome Davis 45.2, Antonio Pettigrew DQ (r40.8) (43.8), Angelo Taylor 43.92, Michael Johnson 43.49

First round (First 2 & 2 fastest to final) (Aug 28)

Heat 1: 1, Bahamas 3:01.17; 2, France 3:01.31; (Non-qualifiers) 3, Great Britain & NI 3:02.21; 4, Japan 3:02.50; 5, Spain 3:02.85; 6, Australia 3:04.78; 7, Canada 3:05.60; Saudi Arabia DQ (r163.3) (3:08.00)

Teams & splits:

BAH	Timothy Munnings 46.0, Troy McIntosh 44.8, Carl Oliver 45.33, Chris Brown 45.04
FRA	Pierre-Marie Hilaire 45.8, Marc Foucan 44.9, Marc Raquil 45.12, Fred Mango 45.54
GBR	Geoff Dearman 46.3, Mark Hylton 45.9, Jared Deacon 45.81, Jamie Baulch 44.24
JPN	Jun Osakada 45.8, Koji Ito 45.0, Kenji Tabata 45.26, Kazuhiko Yamazaki 46.42
ESP	Antonio Andrés 46.40, Juan Trull 45.81, Andrés Martínez 46.30, David Canal 44.34
AUS	Patrick Dwyer 46.3, Brad Jamieson 45.9, Scott Thom 46.35, Mark Moresi 46.26
CAN	Shane Niemi 46.0, Alexandre Marchand 45.4, Byron Goodwin 47.41, Monte Raymond 46.78
KSA	Hamdan Al-Bishi 46.5, Mohammed Al-Bishi 46.6, Hamed Al-Bishi 47.86, Hadi Al-Somaily 47.07

Heat 2: 1, United States 3:00.79; 2, Senegal 3:02.53; (Non-qualifiers) 3, Germany 3:02.68; 4, Brazil 3:05.70; 5, Ireland 3:05.81; Hungary DNF; Nigeria DQ (r163.3) (3:01.16) & Botswana DQ (r170.8) (3:05.38)

Teams & splits:

USA	Jerome Davis 44.8, Joey Woody 45.3, Danny McCray 45.06, Angelo Taylor 45.60
SEN	Ousmane Niang 46.5, Ibou Faye 45.7, Sall Alpha Babacar 45.53, Ibrahima Wade 44.82
GER	Maik Liebe 46.8, Marco Krause 45.1, Ruwen Faller 45.70, Thomas Goller 45.13
BRA	Cleverson da Silva 47.4, Anderson dos Santos 45.9, Eronilde de Araújo 47.29, Sanderlei Parrela 45.11
IRL	Gary Ryan 46.6, Paul McBurney 46.5, Tomas Coman 46.76, Paul McKee 45.97
HUN	Péter Nyilasi 46.60, Balázs Korányi 46.04, Zsolt Szeglet 45.16, Tibor Bédi DNF
NGR	Udeme Ekpeyong 45.7, Jude Monye 44.9, Fidelis Gadzama 45.36, Sunday Bada 45.16
BOT	Rampa Mosweu 46.8, Lulu Basinyi 46.7, Carlifonia Molefe 46.55, Johnson Kubisa 45.36

Heat 3: 1, South Africa 3:00.77; 2, Poland 3:00.86; 3, Jamaica 3:01.38; 4, Russia 3:01.51; (Non-qualifiers) 5, Switzerland 3:02.46; 6, Slovenia 3:02.70; 7, Greece 3:04.07; 8, Zimbabwe 3:07.69

Teams & splits:

RSA	Jopie van Oudtshoorn 46.4, Hendrik Mokganyetsi 44.5, Adriaan Botha 45.16, Arnaud Malherbe 44.75
POL	Robert Mackowiak 45.6, Jacek Bocian 45.2, Piotr Dlugosielski 45.69, Piotr Haczek 44.33
JAM	Paxton Coke 46.5, Davian Clarke 44.1, Omar Brown 45.72, Michael McDonald 45.05
RUS	Daniil Shekin 46.0, Andrey Semyonov 44.6, Valentin Kulbatskiy 45.57, Dmitriy Golovastov 45.38

SUI	Laurent Clerc 46.55, Matthias Rusterholz 45.28, Alain Rohr 45.72, Marcel Schelbert 44.91
SLO	Miro Kocuvan 47.2, Bostjan Horvat 45.8, Joze Vrtacic 45.30, Matija Sestak 44.41
GRE	Panayiotis Sarris 46.6, Anastásios Goúsis 45.1, Yeórgos Doúpis 46.66, Periklis Iakovákis 45.67
ZIM	Temba Ncube 46.8, Phillip Mukomana 45.7, Savieri Ngidhi 46.28, Ken Harden 48.88

Edmonton 2001

Final (Aug 12)

1,	Bahamas	2:58.19
2,	Jamaica	2:58.39
3,	Poland	2:59.71
4,	Brazil	3:01.09
5,	Great Britain & NI	3:01.26
6,	Spain	3:02.24
7,	Germany	3:03.52
	United States	DQ (r41.1) (2:57.54)

For the third consecutive World Championships, Pettigrew ran a sub-44 second leg to help the US to victory. Of course, their win was cancelled when in 2008 Pettigrew admitted he had been taking drugs at the time. The United States performance in the heats (without Pettigrew) was also annulled due to the presence of Jerome Young who in 2009 was given a retrospective life ban dating back to 1999.

The race had developed into a three-way battle between the Bahamas, the USA and Jamaica. It was Bahamas who led from the start, having put their individual champion, Moncur, on leg 1. They continued to lead until the last changeover, by which time Brew had overtaken McIntosh with Jamaica close behind.

The US anchor was hurdler Taylor, who had failed to reach the final of his event. He made amends by holding the lead to the finish and clocking the fastest split of the race, 43.71. Behind him, Haughton moved Jamaica into second spot before Munnings fought back to earn Bahamas silvers, medals which would eventually turn to gold.

Teams & splits:

BAH	Avard Moncur 45.1, Chris Brown 44.5, Troy McIntosh 44.42, Timothy Munnings 44.13
JAM	Brandon Simpson 45.71, Christopher Williams 44.50, Greg Haughton 43.88, Danny McFarlane 44.30
POL	Rafal Wieruszewski 46.0, Piotr Haczek 44.1, Piotr Dlugosielski 45.10, Piotr Rysiukiewicz 44.50
BRA	Valdinei da Silva 46.8, Anderson dos Santos 44.8, Flávio Godoy 44.80, Sanderlei Parrela 44.66
GBR	Iwan Thomas 45.8, Jamie Baulch 44.4, Tim Benjamin 45.85, Mark Richardson 45.17
ESP	Iván Rodríguez 47.1, David Canal 44.5, Antonio Andrés 45.82, Antonio Reina 44.77
GER	Marc-Alexander Scheer 47.6, Ruwen Faller 45.2, Lars Figura 46.88, Ingo Schultz 43.78
USA	Leonard Byrd 45.9, Antonio Pettigrew DQ (r40.8) (43.9), Derrick Brew 44.03, Angelo Taylor 43.71

First Round (First 2 & 2 fastest to final) (Aug 11)

Heat 1: 1, Great Britain & NI 3:00.96; 2, Germany 3:01.33; 3, Spain 3:01.42; (Non-qualifiers) 4, Japan 3:02.75; 5, Sweden 3:04.02; 6, Canada 3:04.87; United States DQ (r41.1) (3:00.07), qualified for final but disqualified in retrospect

Teams & splits:

GBR	Mark Hylton 46.0, Iwan Thomas 45.0, Tim Benjamin 45.46, Mark Richardson 44.521
GER	Ingo Schultz 44.8, Ruwen Faller 45.5, Marc-Alexander Scheer 45.70, Lars Figura 45.33
ESP	Iván Rodríguez 46.0, David Canal 44.1, Antonio Andrés 45.88, Antonio Reina 45.48
JPN	Kenji Tabata 46.7, Jun Osakada 44.6, Dai Tamesue 45.99, Ryuji Muraki 45.49
SWE	Johan Wissman 46.4, Jimisola Laursen 45.4, Mikael Jakobsson 46.10, Magnus Aare 46.10
CAN	Shane Niemi 46.9, Gary Reed 45.4, Lawrence Ringwald 46.51, Jean-Marie Louis 46.06
USA	Jerome Young DQ (r40.8) (45.2), Andrew Pierce 44.7, Leonard Byrd 44.35, Derrick Brew 45.80

Heat 2: 1, Brazil 3:00.75; 2, Jamaica 3:00.97; (non-qualifiers) 3, France 3:01.65; 4, Russia 3:01.95; 5, Botswana 3:03.32; 6, Czech Republic 3:04.27; Sri Lanka DNS

Teams & splits:

BRA	Claudinei da Silva 46.3, Anderson dos Santos 45.0, Flávio Godoy 44.87, Sanderlei Parrela 44.64
JAM	Michael Blackwood 46.2, Brandon Simpson 44.5, Mario Watts 45.82, Danny McFarlane 44.44

FRA	Marc Raquil 46.2, Marc Foucan 45.1, Philippe Bouche 45.47, Stéphane Diagana 44.92
RUS	Vitaliy Ignatov 46.6, Ruslan Mashchenko 44.8, Dmitriy Golovastov 45.17, Andrey Semyonov 45.41
BOT	Lulu Basinyi 46.6, Otukile Lekote 45.7, Johnson Kubisa 45.59, California Molefe 45.39
CZE	Karel Blaha 46.7, Radek Zachoval 45.2, Stephan Tesarik 46.20, Jiri Muzik 46.22
SRI	Rohan Pradeep Kumara, Ranga Wimalawansa, Prasanna Sampath Amarasekara, Hariyan Ratnayake

Heat 3: 1, Bahamas 3:00.88; 2, Poland 3:01.32; (non-qualifiers) 3, South Africa 3:01.70; 4, Ukraine 3:02.35; 5, Mexico 3:03.19; 6, Saudi Arabia 3:04.22; 7, Ireland 3:04.26; 8, Venezuela 3:05.37

Teams & splits:

BAH	Troy McIntosh 46.5, Avarad Moncur 43.7, Carl Oliver 45.58, Timothy Munnings 45.08
POL	Rafał Wieruszewski 46.0, Piotr Haczek 44.4, Jacek Bocian 45.78, Piotr Rysiukiewicz 45.11
RSA	Marcus la Grange 45.4, Jopie van Oudtshoorn 45.6, Alwyn Myburgh 45.21, Arnaud Malherbe 45.51
UKR	Aleksandr Kaydash 46.8, Andriy Tverdostup 44.8, Volodymyr Rybalka 45.73, Yevgeniy Zyukov 45.01
MEX	Alejandro Cárdenas 45.7, Oscar Juanz 45.2, Roberto Carbajal 46.68, Juan Pedro Toledo 45.60
KSA	Hamdan Al-Bishi 45.8, Hamed Al-Bishi 45.9, Belal Al-Housah 46.60, Hadi Al-Somaily 45.85
IRL	Robert Daly 46.9, Tom Comyns 46.7, Paul McKee 45.83, Tomas Coman 45.05
VEN	Dany Núñez 47.14, Simoncito Silvera 46.74, Jonathan Palma 45.84, William Hernández 45.65

Paris 2003

Final (Aug 31)

1,	France	2:58.96
2,	Jamaica	2:59.60
3,	Bahamas	3:00.53
4,	Great Britain & NI	3:01.00
5,	Spain	3:02.50
6,	Greece	3:02.56
7,	Japan	3:03.15
	United States	DQ (r41.1) (2:58.88)

The United States had the individual gold and silver medallists but were not able to shake off powerful squads from France and Jamaica. Washington (44.6) put the US into a narrow lead after leg 2. Brew widened this advantage to 10m during his 44.67 run but by the end of it Clarke had put Jamaica in front with his 44.04. France were in contact so Blackwood, Young, and the exciting Raquil (4-1-3 in the original result of the individual final) were to battle it out on the last leg. Blackwood was passed by Young on the last bend. Raquil them moved through to challenge but could not quite catch the individual World Champion, despite splitting 44.15 compared with Young's 44.31.

As in the other Paris men's relay, doping revelations were to affect the final outcome. In 2004 a doping violation of Calvin Harrison was confirmed. He had failed a test at the US Championships of June 2003 and a suspension of two years was imposed in retrospect. All his results since that date were annulled, including Paris where he had placed sixth individually and ran the opening leg for the winning United States team. The relay golds therefore went to the French team including Stéphane Diagana who in fact retired in July 2004, one week before the news broke that he had become a World Champion. In 2009 it was confirmed that US anchorman Young should also be disqualified from Paris. Both Tyree Washington (1997 & 2003) and Derrick Brew (2001 & 2003) forfeited a pair of world relay golds through no fault of their own.

One beneficiary of the disqualifications was McFarlane of Jamaica, who in Paris effectively and uniquely claimed a fifth successive world silver.

Teams & splits:

FRA	Leslie Djhone 45.4, Naman Keita 44.7, Stéphane Diagana 44.69, Marc Raquil 44.15
JAM	Brandon Simpson 45.4, Danny McFarlane 45.1, Davian Clarke 44.04, Michael Blackwood 45.06
BAH	Avarad Moncur 44.6, Dennis Darling 46.1, Nathaniel McKinney 45.54, Chris Brown 44.36

GBR	Ian Mackie 46.4, Sean Baldock 44.8, Chris Rawlinson 45.01, Daniel Caines 44.72
ESP	Iván Rodríguez 46.7, David Canal 44.5, Salvador Rodríguez 45.49, Antonio Manuel Reina 45.78
GRE	Stilianós Dimótsios 46.63, Anastásios Goúsis 45.39, Panayiótis Sarrís 45.54, Periklís Iakovákis 45.00
JPN	Yuki Yamaguchi 45.7, Takahiko Yamamura 45.4, Kenji Tabata 46.82, Mitsuhiro Sato 45.28
USA	Calvin Harrison DQ (r40.8) (45.2), Tyree Washington 44.6, Derrick Brew 44.75, Jerome Young DQ (r40.8) (44.31)

First round (First 2 & 2 fastest to final) (Aug 30)

Heat 1: 1, Bahamas 3:01.33; 2, Spain 3:02.26; (Non-qualifiers) 3, Australia 3:02.89; 4, Germany 3:04.72; Saudi Arabia DQ (r170.8) (3:02.94); Belarus DQ (r163.3) (3:05.52); United States DQ (r41.1) (3:00.98) qualified for final but disqualified in retrospect

Teams & splits:

BAH	Avarad Moncur 45.2, Nathaniel McKinney 45.4, Carl Oliver 45.96, Chris Brown 44.79
ESP	Iván Rodríguez 46.3, David Canal 44.7, Salvador Rodríguez 45.41, Antonio Manuel Reina 45.88
AUS	John Steffensen 46.8, Clinton Hill 44.3, Paul Pearce 45.49, Mark Ormrod 46.22
GER	Ingo Schultz 45.7, Sebastian Gatzka 46.1, Ruwen Faller 45.72, Bastian Swillims 47.21
KSA	Hamed Al-Bishi 46.2, Hadi Al-Somaily 46.2, Mohammed Al-Salhi 45.06, Hamdan Al-Bishi 45.45
BLR	Aleksandr Yelistratov 46.4, Yevgeniy Mikheyko 47.4, Leonid Vershinin 45.68, Sergey Kozlov 46.12
USA	Calvin Harrison DQ (r40.8) (44.9), Mitch Potter 44.4, Adam Steele 45.54, Derrick Brew 46.08

Heat 2: 1, Jamaica 3:01.37; 2, Greece 3:02.31; 3, Japan 3:02.35; (Non-qualifiers) 4, Canada 3:02.97; 5, Romania 3:06.42; 6, Botswana 3:07.91; Nigera DQ (r170.9) (3:06.30)

Teams & splits:

JAM	Michael Campbell 45.0, Brandon Simpson 45.7, Lanceford Spence 45.78, Davian Clarke 44.92
GRE	Stilianós Dimótsios 46.7, Anastásios Goúsis 46.6, Panayiótis Sarrís 45.08, Periklís Iakovákis 44.93
JPN	Yuki Yamaguchi 45.8, Takahiko Yamamura 45.5, Jun Osakada 45.98, Mitsuhiro Sato 45.09
CAN	Tyler Christopher 46.1, Shane Niemi 45.1, Gary Reed 45.35, Keston Nelson 46.39
ROU	Florin Suciu 47.9, Alexandru Mardan 46.3, Alexandru Cristea 46.79, Ioan Vieru 45.5
BOT	Oganeditse Moseki 46.7, Johnson Kubisa 45.3, Kagiso Kilego 48.9, Gaolisela Salang 47.1
NGR	Musa Audu 46.8, Boloji Lawal 46.9, Godday James 46.41, Abayomi Agundiabe 46.13

Heat 3: 1, France 3:01.79; 2, Great Britain & NI 3:02.22; (Non-qualifiers) 3, South Africa 3:03.05; 4, Russia 3:03.62; 5, Ireland 3:04.31; Dominican Republic DQ (r170.9) (3:01.98); Kenya DQ (r170.9) (3:04.37); Sri Lanka DQ (r170.9) (3:05.19)

Teams & splits:

FRA	Ahmed Douhou 46.8, Naman Keita 44.1, Stéphane Diagana 45.84, Marc Raquil 44.98
GBR	Tim Benjamin 45.9, Sean Baldock 45.5, Ian Mackie 46.00, Daniel Caines 44.84
RSA	Marcus La Grange 46.3, Ockert Cilliers 45.6, Alwyn Myburgh 45.72, Paul Gorries 45.47
RUS	Anton Galkin 46.8, Aleksandr Usov 45.3, Andrey Rudnitskiy 46.34, Ruslan Mashchenko 45.17
IRL	Paul McKee 46.6, Gary Ryan 45.8, David McCarthy 45.72, David Gillick 46.19
DOM	Arismendy Peguero 46.2, Carlos Santa 45.2, José Peralta 46.49, Felix Sánchez 44.07
KEN	Vincent Mumo Kiilu 46.4, Joseph Mutua 45.6, Victor Kibet 47.58, Ezra Sambu 44.8
SRI	Prasanna Sampath Amarasekara 47.3, Rohan Pradeep Kumara 46.13, Ranga Wimalawansa 46.13, Sugath Thilakarathne 45.63

Helsinki 2005

Final (Aug 14)

1,	United States	2:56.91
2,	Bahamas	2:57.32
3,	Jamaica	2:58.07
4,	Great Britain & NI	2:58.82
5,	Poland	3:00.58
6,	France	3:03.10
7,	Russia	3:03.20
	Trinidad & Tobago	DQ (r170.18) (3:01.60)

The United States team was given fair warning by Bahamas when they ran 2:59.73 in the first heat without their top runner, Chris Brown,

while Jamaica finished just behind (2:59.75). The US team, resting Rock and Wariner, won their heat comfortably in 3:00.48. In the final Rock gave the US a 2 metres advantage over Jamaica and the Bahamas with a 44.7 opener, and Brew extended the lead to 5m with a 44.3. Wariner's training partner Williamson maintained the lead over Andrae Williams of the Bahamas with a 44.40 split, with Jamaica further 4m back, just ahead of Britain. The US baton change gave them a further 2m advantage, and while Brown closed to within 2m with 100m to go, Wariner was able to move away in the finishing straight too win his country's 100th world championship gold. Brown produced the fastest leg (43.42), marginally quicker than Wariner (43.49), and Jamaica easily held off GBR for bronze, with the Britons running the best ever time for a fourth place.

Teams & splits:

USA	Andrew Rock 44.5, Derrick Brew 44.5, Darold Williamson 44.40, Jeremy Wariner 43.49
BAH	Nathaniel McKinney 44.9, Avarad Moncur 44.6, Andrae Williams 44.43, Chris Brown 43.42
JAM	Sanjay Ayre 44.6, Brandon Simpson 45.2, Lansford Spence 44.48, Davian Clarke 43.81
GBR	Tim Benjamin 45.0, Martyn Rooney 44.9, Robert Tobin 44.52, Malachi Davis 44.40
POL	Marcin Marciniyszyn 46.5, Robert Mackowiak 44.4, Piotr Rysiukiewicz 45.15, Piotr Klimczak 44.50
FRA	Leslie Djhone 46.06, Naman Keita 45.47, Abdrahim El Haouzy 45.53, Marc Raquil 46.04
RUS	Dmitriy Forshev 47.2, Andrey Rudnitskiy 45.2, Oleg Mishukov 45.42, Yevgeniy Lebedev 45.35
TRI	Ato Modibo 45.7, Julian Raeburn 45.5, Rennie Quow 45.07, Damion Barry 45.38

First round (First 2 & 2 fastest to final) (Aug 13)

Heat 1: 1, Bahamas 2:59.73; 2, Jamaica 2:59.75; 3, Poland 3:00.38; (Non-qualifiers) 4, Germany 3:03.17; 5, Sweden 3:03.62; 6, Botswana 3:06.39

Teams & splits:

BAH	Nathaniel McKinney 45.3, Avarad Moncur 44.7, Troy McIntosh 45.39, Andrae Williams 44.38
JAM	Michael Blackwood 45.8, Sanjay Ayre 45.3, Lansford Spence 44.33, Davian Clarke 44.33
POL	Piotr Klimczak 45.7, Marcin Marciniyszyn 45.5, Robert Mackowiak 44.5, Rafał Wieruszewski 44.7
GER	Simon Kirch 46.6, Kamghe Gaba 45.6, Florian Seitz 45.36, Bastian Swillims 45.63
SWE	Mattias Claesson 46.7, Jimisola Laursen 45.3, Johan Wissman 45.19, Thomas Nikitin 46.42
BOT	Obakeng Ngwigwa 47.6, California Molefe 45.7, Tshepo Kelaotswe 46.47, Masheto Gakologelwang 46.65

Heat 2: 1, United States 3:00.48; 2, Trinidad 3:01.91; 3, Russia 3:02.05; (Non-qualifiers) 4, Ukraine 3:03.41; 5, Spain 3:08.03; 6, Zimbabwe 3:08.26; Japan DQ (r170.8) (3:02.44)

Teams & splits:

USA	Miles Smith 45.2, Derrick Brew 44.5, LaShawn Merritt 45.41, Darold Williamson 45.34
TRI	Ato Modibo 45.4, Julian Raeburn 45.4, Rennie Quow 45.99, Damion Barry 45.11
RUS	Dmitriy Forshev 46.1, Andrey Rudnitskiy 45.3, Andrey Polukeyev 45.84, Yevgeniy Lebedev 44.81
UKR	Aleksey Rachkovskiy 46.6, Andrey Tverdostup 45.5, Mikhail Knysch 45.89, Vitaliy Dubonosov 45.44
ESP	David Testa 47.1, David Canal 46.7, David Melo 47.83, Antonio Manuel Reina 46.38
ZIM	Nelton Ndebele 46.4, Talkmore Nyongani 45.4, Brian Dzingai 50.78, Temba Ncube 45.65
JPN	Yuzo Kanemaru 45.8, Kenji Narisako 45.6, Yoshihiro Horigome 45.94, Mitsuhiro Sato 45.08

Heat 3: 1, Great Britain & NI 3:01.95; 2, France 3:02.86; (Non-qualifiers) 3, Dominican Republic 3:03.57; 4, Italy 3:04.40; 5, South Africa 3:04.64; 6, Nigeria 3:07.91; Saudi Arabia DQ (r170.8) (3:02.21)

Teams & splits:

GBR	Robert Tobin 45.6, Martyn Rooney 44.9, Malachi Davis 44.81, Graham Hedman 46.62
FRA	Leslie Djhone 46.3, Naman Keita 44.8, Abdrahim El Haouzy 45.7, Marc Raquil 46.05
DOM	Arismendy Peguero 45.7, Carlos Santa 45.1, Danny Garcia 46.66, Antonio Side 46.09
ITA	Claudio Licciardello 46.8, Edoardo Vallet 46.7, Luca Galletti 45.75, Andrea Barberi 45.19
RSA	Jan van der Merwe 46.8, Ockert Cilliers 46.1, Ter de Villiers 46.98, L. J. van Zyl 44.76
NGR	Saul Weigopwa 46.3, Musa Audu 45.8, Bola Lawal 46.4, Enefiok Udo-Obong 49.44
KSA	Hamdan Odha Al-Bishi 46.2, Hadi Al-Somaily 46.2, Hamed Hamadan Al-Bishi 45.19, Mohammed Al-Salhi 44.64

Osaka 2007**Final (Sep 2)**

1,	United States	2:55.56
2,	Bahamas	2:59.18
3,	Poland	3:00.05
4,	Jamaica	3:00.76
5,	Russia	3:01.62
6,	Great Britain & NI	3:02.94
7,	Dominican Republic	3:03.56
8,	Germany	3:07.40

Teams & splits:

USA	LaShawn Merritt 44.4, Angelo Taylor 43.7, Darold Williamson 44.32, Jeremy Wariner 43.10
BAH	Avarad Moncur 45.2, Michael Mathieu 45.0, Andrae Williams 44.54, Chris Brown 44.41
POL	Marek Plawgo 45.5, Daniel Dabrowski, 44.6 Marcin Marciniyszyn 44.81, Kacper Kozłowski 45.15
JAM	Michael Blackwood 45.4, Ricardo Chambers 44.3 Leford Green 44.50, Sanjay Ayre 46.54
RUS	Maksim Dyldin 46.2, Vladislav Frolov 44.9, Konstantin Svechkar 45.31, Denis Alekseyev 45.20
GBR	Andrew Steele 46.2, Robert Tobin 45.4, Richard Buck 47.08 (impeded by Gaba, who had fallen), Martyn Rooney 44.29
DOM	Felix Sánchez 46.4, Yoel Tapia 45.3, Carlos Santa 46.54, Arismendy Peguero 45.32
GER	Ingo Schultz 45.7, Simon Kirch 45.8, Kamghe Gaba 49.33 (fell), Bastian Swillims 46.51

The two questions to ask before the final were would the US threaten the world record, would the Bahamas be run close for the silver medal. The answer was "no" to both questions. Merritt set the USA off to an easy victory with an opener of 44.4, and successively the USA produced the fastest run on each leg, with Angelo Taylor (43.8), Darold Williamson (44.32) and Jeremy Wariner (43.10) carrying his team to a win by well over 40m. No world record, but nevertheless the second fastest legitimate time in history. Behind them Jamaica were in the silver medal position until Ayre succumbed to individual fourth-placer Brown. Then, shockingly, Poland also got past the Jamaican anchor who had split 44.63 in the heats but suffering cramp was reduced to 46.54 in the final.

First round (First 3 & 2 fastest to final) (Sep 1)

Heat 1: 1, Bahamas 3:00.37; 2, Jamaica 3:00.99; 3, Russia 3:01.07; 4, Great Britain & NI 3:01.22; 5, Dominican Republic 3:02.49; (Non-qualifiers) 6, Australia 3:02.59; 7, France 3:04.45; 8, Nigeria 3:06.04

Teams & splits:

BAH	Nathaniel McKinney 45.9, Michael Mathieu 44.9, Chris Brown 44.52, Andrae Williams 45.03
JAM	Michael Blackwood 46.4, Ricardo Chambers 45.5, Leford Green 44.44, Sanjay Ayre 44.63
RUS	Maksim Dyldin 46.2, Vladislav Frolov 45.4, Konstantin Svechkar 45.00, Denis Alekseyev 44.38
GBR	Andrew Steele 46.4, Robert Tobin 45.5, Richard Buck 45.23, Martyn Rooney 44.17
DOM	Carlos Santa 46.3, Arismendy Peguero 45.4, Yoel Tapia 45.80, Felix Sánchez 45.00
AUS	Sean Wroe 45.7, Dylan Grant 45.4, Kurt Mulcahy 45.27, Mark Ormrod 46.15
FRA	Mathieu Lahaye 46.9, Brice Panel 45.1, Fadil Bellaabouss 46.10, Leslie Djhone 46.34
NGR	Bolaji Lawal 47.3, Godday James 45.0, Victor Isaiah 48.44, Saul Weigopwa 45.34

Heat 2: 1, United States 3:01.46; 2, Germany 3:02.21; 3, Poland 3:02.39; (Non-qualifiers) 4, Japan 3:02.76; 5, Trinidad and Tobago 3:02.92; 6, Greece 3:05.65; 7, Botswana 3:05.96

Teams & splits:

USA	Bershawn Jackson 45.7, Kerron Clement 45.3, Darold Williamson 44.58, Angelo Taylor 45.85
GER	Ingo Schultz 45.9, Kamghe Gaba 45.9, Simon Kirch 45.30, Bastian Swillims 45.12
POL	Rafał Wieruszewski 46.5, Witold Banka 46.2, Marcin Marciniyszyn 45.01, Daniel Dabrowski 44.63
JPN	Yuki Yamaguchi 46.8, Yusuke Ishizuka 45.3, Kenji Narisako 44.99, Mitsuhiro Sato 45.62
TRI	Ato Modibo 45.5, Jovon Toppin 46.1, Jarrin Solomon 45.56, Rennie Quow 45.79
GRE	Dimitrios Régas 47.3, Yeóryios Doúpis 46.2, Dimitrios Grávalos 46.26, Periklís Iakovákis 45.94
BOT	Isaac Makwala 46.8, Obakeng Ngwigwa 46.1, Zacharia Kamberuka 47.00, California Molefe 46.09

4 x 400 METRES RELAY

Multiple Medallists:

5	Danny McFarlane	JAM	95-2, 97-2, 99-2, 01-2, 03-2
	Davian Clarke	JAM	95-2, 97-2, 99-2, 03-2, 05-3
	Greg Haughton	JAM	95-2, 97-2, 99-2, 01-2
	Chris Brown	BAH	01-1, 03-3, 05-2, 07-2
	Avard Moncur	BAH	01-1, 03-3, 05-2, 07-2
3	Kriss Akabusi	GBR	83-3 (ran ht & sf), 87-2, 91-1
	Roger Black	GBR	87-2, 91-1, 97-1
	Butch Reynolds	USA	87-1, 93-1, 95-1
	Antonio Pettigrew	USA	91-2, 93-1 (ran ht)
	Michael McDonald	JAM	95-2, 97-2, 99-2
	Piotr Haczek	POL	97-3, 99-1, 01-3
	Michael Blackwood	JAM	01-2 (ran ht), 03-2, 05-3 (ran ht)
	Brandon Simpson	JAM	01-2, 03-2, 05-3
	Nathaniel McKinney	BAH	03-3, 05-2, 07-2 (ran ht)
2	23 men		

Most Finals:

6	McFarlane	93-7, 95-2, 97-2, 99-2, 01-2, 03-2
5	Haughton	93-7, 95-2, 97-2, 99-2, 01-2
	Clarke	95-2, 97-2, 99-2, 03-2, 05-3
	Brown	99-6, 01-1, 03-3, 05-2, 07-2

Most Appearances:

6	McFarlane	93-7, 95-2, 97-2, 99-2, 01-2, 03-2
5	Stéphane Diagana	FRA 91-dnf/h2, 93-4, 97-5, 01-3h2, 03-1
	Pettigrew	91-2, 93-1h2, 97-dq/final, 99-dq/final, 01-dq/final
	Haughton	93-7, 95-2, 97-2, 99-2, 01-2
	Hadi Al-Somaily	KSA 95-dnf/h2, 99-dq/h1, 01-6h3, 03-dq/h1, 05-dq/h3
	Clarke	95-2, 97-2, 99-2, 03-2, 05-3
	David Canal	ESP 97-6h1, 99-5h1, 01-6, 03-5, 05-5h2
	Brown	99-6, 01-1, 03-3, 05-2, 07-2

National Placings:

	1	2	3	4	5	6	7	8	Points
JAM	-	5	2	1	-	1	1	-	57
GBR	2	1	1	3	1	1	-	-	51
USA	5	1	-	-	-	1	-	-	50
POL	1	-	3	-	2	-	-	-	34
BAH	1	2	1	-	-	1	-	-	31
FRA	1	-	-	2	1	1	-	-	25
GER	-	1	1	1	-	1	1	1	24
KEN	-	1	-	-	2	-	-	-	15
RUS	-	-	-	-	3	-	1	-	14
CUB	-	-	1	-	-	2	-	1	13
RSA	-	-	1	1	-	-	-	-	11
URS	1	-	-	-	-	-	-	-	8
ESP	-	-	-	-	1	1	-	-	7
NGR	-	-	1	-	-	-	-	-	6
ITA	-	-	-	-	1	-	1	-	6
BRA	-	-	-	1	-	-	-	-	5
TCH	-	-	-	1	-	-	-	-	5
YUG	-	-	-	1	-	-	-	-	5
GRE	-	-	-	-	-	1	-	-	3
ZIM	-	-	-	-	-	1	-	-	3
DOM	-	-	-	-	-	-	1	-	2
JPN	-	-	-	-	-	-	1	-	2
MAR	-	-	-	-	-	-	1	-	2
SEN	-	-	-	-	-	-	1	-	2
SWE	-	-	-	-	-	-	1	-	2
BUL	-	-	-	-	-	-	-	1	1
Totals	11	11	11	11	11	11	9	3	384



WOMEN

100 Metres Helsinki 1983

Final (Aug 8) (-0.5)

1,	Marlies Göhr	GDR	10.97
2,	Marita Koch	GDR	11.02
3,	Diane Williams	USA	11.06
4,	Merlene Ottey	JAM	11.19
5,	Angela Bailey	CAN	11.20
6,	Helinä Marjamaa	FIN	11.24
7,	Angella Taylor	CAN	11.30
	Evelyn Ashford	USA	DNF

One of the most eagerly awaited women's clashes in Helsinki ended shockingly when Evelyn Ashford tore her right hamstring halfway through the final.

Both Marlies Göhr (10.81) and Ashford (10.79) had set world records in 1983, so it was a surprise to see them drawn together in the same second-round heat. The American won the race, but was seen limping after the finish. Nevertheless, she returned to win her semi in 10.99, the first sub-11 clocking ever at a major championships.

Göhr also won her semi impressively, but it was another GDR athlete, Koch, who got the best start in the final. The world 400m record holder was ahead with Göhr when Ashford's injury occurred. The American had a moderate start, but was closing quickly on the GDR pair before suddenly hopping into the air. Göhr went on to win from Koch, while Williams's bronze provided some consolation for the USA.

"I am very disappointed," said Ashford, "but I'll be back next year. I have a few scores to settle."

First round (First 3 & 11 fastest to semi-finals) (Aug 7)

Heat 1: (1.1)	1, Antonova 11.26; 2, Göhr 11.34; 3, Garcia 11.57; 4, Hodges 11.58; 5, Soborová 11.80; 6, Mary Mensah GHA 12.26; 7, Rose King IVB 12.87
Heat 2: (0.9)	1, Koch 11.24; 2, Bailey 11.31; 3, Bacoul 11.38; 4, Rasmussen 11.42; 5, Hirsch 11.73; 6, Félicité Bada BEN 13.15; Ruth Mesade Enang CMR DNS
Heat 3: (1.2)	1, Williams 11.23; 2, Marjamaa 11.47; 3, Callender 11.65; 4, Ubah 11.67; 5, Esther Hope TRI 12.19; 6, June Caddle BAR 12.56; 7, Judith Nimpaye BDI 14.65
Heat 4: (0.9)	1, Ashford 11.15; 2, Romanova 11.54; 3, Davis 11.56; 4, Vader 11.58; 5, Möller 11.62; 6, Amie Ndow GAM 12.63; Semra Aksu TUR DNS
Heat 5: (1.6)	1, Ottey 11.30; 2, Nuneva 11.43; 3, Oakes 11.60; 4, Loyal 11.71; 5, Walapa Tangjitusorn THA 12.26; 6, Mo Myong-Hee KOR 12.26; 7, Marisol Garcia NCA 12.99
Heat 6: (0.3)	1, Taylor 11.45; 2, Thomas 11.54; 3, Georgieva 11.58; 4, Ruperta Charles ANT 12.18; 5, Evelyn Farrel AHO 12.19; 6, Carmela Bolívar PER 12.31; 7, Pushpa Bhatta NEP 13.89
Heat 7: (2.1)	1, Brown 11.26w; 2, Gladisch 11.28; 3, Bily 11.53; 4, Cuthbert 11.58; 5, De Vega 11.74; 6, Shen 11.85; 7, Koumba Kante GUI 13.37

Second round (First 4 to semi-finals) (Aug 7)

Heat 1: (0.8)	1, Nuneva 11.20; 2, Taylor 11.24; 3, Brown 11.30; 4, Antonova 11.32; 5, Els Vader NED 11.56; 6, Lelieth Hodges JAM 11.63; 7, Marie-France Loyal FRA 11.79; 8, Monika Hirsch FRG 11.91
Heat 2: (-0.6)	1, Koch 11.25; 2, Ottey 11.33; 3, Marjamaa 11.34; 4, Georgieva 11.43; 5, Beverley Callender GBR 11.48; 6, Esmeralda Garcia BRA 11.64; 7, Dorthe A Rasmussen DEN 11.67; 8, Lydia de Vega PHI 11.90
Heat 3: (-0.2)	1, Williams 11.25; 2, Gladisch 11.36; 3, Bacoul 11.42; 4, Thomas 11.48; 5, Rufina Ubah NGR 11.60; 6, Pauline Davis BAH 11.62; 7, Juliet Cuthbert JAM 11.67; 8, Radislava Soborová TCH 11.90
Heat 4: (-0.2)	1, Ashford 11.11; 2, Göhr 11.16; 3, Bailey 11.36; 4, Oakes 11.57; 5, Marina Romanova URS 11.61; 6, Lena Möller SWE 11.75; 7, Laurence Bily FRA 11.76; 8, Shen Shu-Foog TPE 12.17

Semi-finals (First 4 to final) (Aug 8)

Heat 1: (-0.5)	1, Göhr 11.05; 2, Bailey 11.18; 3, Williams 11.21; 4, Marjamaa 11.29; 5, Silke Gladisch GDR 11.30; 6, Aneliya Nuneva BUL 11.31; 7, Alice Brown USA 11.33; 8, Shirley Thomas GBR 11.53
Heat 2: (-0.6)	1, Ashford 10.99; 2, Koch 11.08; 3, Taylor 11.22; 4, Ottey 11.26; 5, Olga Antonova URS 11.30; 6, Nadezhda Georgieva BUL 11.36; 7, Heather Oakes GBR 11.50; 8, Rose-Aimée Bacoul FRA 11.59

Rome 1987

Final (Aug 30) (-0.5)

			Reactions	
1,	Silke Gladisch	GDR	10.90	0.141
2,	Heike Drechsler	GDR	11.00	0.210
3,	Merlene Ottey	JAM	11.04	0.172

4,	Diane Williams	USA	11.07	0.240
5,	Aneliya Nuneva	BUL	11.09	0.169
6,	Angela Bailey	CAN	11.18	0.191
7,	Pam Marshall	USA	11.19	0.242
	Angella Issajenko	CAN	DQ (11.09)	0.203

The semi-finals indicated that the GDR were likely to repeat their Helsinki success. Gladisch won the first race in a windy 10.82, while the other went to Drechsler in a legal championship record of 10.95. The standard was fierce, with clockings of 11.07w and 11.15 insufficient for a place in the final. Defending Champion Göhr was among the non-qualifiers.

Following the exploits of Ben Johnson in the men's 100m final 20 minutes earlier, there were hopes of a record in the women's race. These were blighted by a change in direction of the wind.

Gladisch dominated the final from start to finish. At halfway she led with 6.07 from Nuneva (6.10), Ottey and Issajenko (both 6.12). At this point Drechsler – who was clearly last out of the blocks – was sixth (6.18), but she produced the best finish to claim the silver.

Issajenko is shown here was disqualified following her 1989 admission of a doping violation at the time of the World Championships. She originally placed fifth.

First round (First 4 & 4 fastest to second round) (Aug 29)

Heat 1: (2.3)	1, Drechsler 11.02w; 2, Georgieva 11.27; 3, Slyusar 11.34; 4, Masullo 11.71; 5, Bada 12.22; 6, Alyson Caulker SLE 12.33; 7, Sara Rossini SMR 12.86; 8, Erin Tierney COK 13.12
Heat 2: (1.3)	1, Ottey 11.26; 2, Bily 11.32; 3, Pomoshchnikova 11.39; 4, Holden 11.53; 5, dos Santos 11.82; 6, Rosanna Browne AIA 12.80; 7, Lorraine Nanton MNT 13.30; 8, Moutwakil Abdelkarim SUD 14.07
Heat 3: (1.0)	1, Brown 11.42; 2, Bailey 11.52; 3, Jacobs 11.77; 4, Philippe 11.92; 5, Ramani Mangalika SRI 12.34; 6, Sherlete Barrow BIZ 13.21; 7, Denise Ephraim NRU 13.69; Fydia Inamohoro BDI DNS
Heat 4: (-0.6)	1, Nuneva 11.37; 2, Zolotaryova 11.52; 3, Allen 11.57; 4, Davis 11.59; 5, Diaz 12.00; 6, Lea Haba GUI 12.78; Aminata Diarra MLI DNS; Iammo Launa PNG DNS
Heat 5: (0.2)	1, Sarvari 11.37; 2, Gladisch 11.42; 3, Marshall 11.44; 4, Phipps 11.62; 5, Yi Ng Ka HKG 12.26; 6, Bud Nurani INA 12.34; 7, Intisar Sudani JOR 12.91; Faouzia Djaffar COM DNS
Heat 6: (0.7)	1, Cooman 11.18; 2, Demireva 11.61; 3, Ongolo 11.89; 4, Marie-Ange Wirtz SEY 12.64; 5, Judith Robinson TKS 13.15; 6, Abia Comlan TOG 13.21; Issajenko DQ (11.42); Tina Iheagwam NGR DNS
Heat 7: (-0.6)	1, Williams 11.22; 2, Göhr 11.47; 3, Dunn 11.52; 4, Verbruggen 11.62; 5, Caicedo 11.88; 6, Judith Missengné CGO 12.84; 7, Martha Soraima AHO 12.87; 8, Jyhan Hassan-Didi MDV 15.05

Second round (First 3 & 4 fastest to semi-finals) (Aug 29)

Heat 1: (-0.3)	1, Drechsler 11.08; 2, Nuneva 11.29; 3, Sarvari 11.32; 4, Olga Zolotaryova URS 11.59; 5, Angela Phipps CAN 11.67; 6, Diane Holden AUS 11.68; 7, Ingrid Verbruggen BEL 11.78; Félicité Bada BEN DNS
Heat 2: (1.6)	1, Cooman 11.14; 2, Marshall 11.21; 3, Slyusar 11.39; 4, Dunn 11.47; 5, Marisa Masullo ITA 11.62; 6, Françoise Philippe FRA 11.63; 7, Sheila dos Santos BRA 11.76; Issajenko DQ (10.99)
Heat 3: (-1.6)	1, Williams 11.21; 2, Bailey 11.31; 3, Pomoshchnikova 11.33; 4, Göhr 11.40; 5, Laurence Bily FRA 11.49; 6, Valya Demireva BUL 11.73; 7, Simone Jacobs GBR 11.83; 8, Yolanda Diaz ESP 12.05
Heat 4: (-1.1)	1, Ottey 11.27; 2, Gladisch 11.29; 3, Brown 11.34; 4, Georgieva 11.47; 5, Lilliana Allen CUB 11.60; 6, Pauline Davis BAH 11.64; 7, Amparo Caicedo COL 12.08; 8, Gisèle Ongolo GAB 12.21

Semi-finals (First 4 to final) (Aug 30)

Heat 1: (2.2)	1, Gladisch 10.82w; 2, Ottey 10.89; 3, Marshall 11.06; 4, Alice Brown USA 11.07; 5, Nadezhda Georgieva BUL 11.10; 6, Ulrike Sarvari FRG 11.15; 7, Irina Slyusar URS 11.44; Issajenko DQ (10.99)
Heat 2: (0.7)	1, Drechsler 10.95; 2, Nuneva 11.01; 3, Williams 11.07; 4, Bailey 11.07; 5, Natalya Pomoshchnikova URS 11.15; 6, Nelli Cooman NED 11.21; 7, Marlies Göhr GDR 11.33; 8, Paula Dunn GBR 11.59

Tokyo 1991

Final (Aug 27) (-3.0)

1,	Katrin Krabbe	GER	10.99	0.157
2,	Gwen Torrence	USA	11.03	0.152
3,	Merlene Ottey	JAM	11.06	0.196
4,	Irina Privalova	URS	11.16	0.206
5,	Evelyn Ashford	USA	11.30	0.202
6,	Juliet Cuthbert	JAM	11.33	0.180
7,	Mary Onyali	NGR	11.39	0.201
8,	Carlette Guidry	USA	11.52	0.202

Merlene Ottey, unbeaten in 56 finals since Rome 1987, consolidated

her status as favourite with a 10.78w semi-final. The other semi was won in a legal 10.94 by the European Champion Krabbe, who was suddenly producing her best form of the season.

In the final, Krabbe got an excellent start and edged into a clear lead. Ottey was away poorly. At halfway it was Krabbe on 6.07 from Torrence (6.16) and Ottey (6.17). The tall German was never threatened. Ottey drew level with Torrence but the American responded in the last 20m to clinch the silver.

After the finish, the runners all looked up to the giant scoreboard. It wasn't until she saw the replay that Krabbe realised she had won the unified Germany's first world title. She jumped in the air and set off on a victory lap.

There was a great deal of sympathy for Ottey, who appeared to be rolling backwards in her blocks when the gun fired. She concluded "my race was just terrible. I had a bad start and I tightened up at the end."

The winning time was the fastest ever into a wind as strong as 3.0 metres per second.

First round (First 3 & 8 fastest to second round) (Aug 26)

Heat 1: (0.1) 1, Guidry 11.21; 2, Kinch 11.50; 3, Piña 11.71; 4, Jatamsuren Otgonchimeg MGL 12.26; 5, Jane Thondojee MRI 12.36; 6, Tili Fata SAM 13.31; Slyusar DQ (11.32)

Heat 2: (1.8) 1, Privalova 11.14; 2, Hanhijoki 11.24; 3, Johnson 11.26; 4, Castro 11.55; 5, Rosanana Browne AIA 12.04; 6, Jabou Jawo GAM 12.42; 7, Faouzia Djaffar COM 14.69

Heat 3: (-0.8) 1, Ashford 11.16; 2, Cuthbert 11.22; 3, Tian 11.55; 4, Richter 11.64; 5, Mariama Ouiminga BUR 12.26; 6, Joy-Ann Eli BAR 12.42; 7, Sherlete Barrow BIZ 12.66; 8, Mpoka Mokosi COD 12.99

Heat 4: (-0.8) 1, McDonald 11.45; 2, Bily 11.51; 3, Philipp 11.72; 4, Wang 11.77; 5, My Linh Truong Hoang VIE 12.02; 6, Gisèle Ongolo GAB 12.32; 7, Denise Ouabangui CAF 12.69; 8, Erin Tierney COK 13.45

Heat 5: (-0.1) 1, Krabbe 11.23; 2, Utundu 11.51; 3, Douglas 11.66; 4, Govindasamy 11.80; 5, Gailey Dube ZIM 12.25; 6, Deirdre Caruana MLT 12.71; 7, Lusia Puleanga TGA 13.21

Heat 6: (1.0) 1, Onyali 11.27; 2, Davis 11.32; 3, Thomas 11.54; 4, Ravaonirina 11.74; 5, Aminata Konate GUI 12.19; 6, Feroza Khatton BAN 12.67; 7, Laure Kuetey BEN 13.01; 8, Trudy Duburiya NRU 14.34

Heat 7: (1.2) 1, Ottey 11.06; 2, Patoulidou 11.42; 3, Kovtun 11.44; 4, Tarolo 11.64; 5, Seymour 11.77; 6, Fornie Conteh SLE 13.72; Miss Sabra AFG DNS

Heat 8: (-1.3) 1, Torrence 11.51; 2, Allen 11.59; 3, Ubah 11.72; 4, Karen Clarke CAN 11.98; 5, Rita Alcazar PAN 12.49; 6, Fathimath Fezleen MDV 14.08; 7, Tehani Kirby NMA 15.12

Second round (First 4 to semi-finals) (Aug 26)

Heat 1: (-0.4) 1, Krabbe 10.91; 2, Guidry 11.21; 3, Patoulidou 11.47; 4, Paula Thomas GBR 11.51; 5, Tian Yumei CHN 11.52; 6, Claudete Piña BRA 11.81; 7, Lalao Ravaonirina MAD 11.81; Slyusar DQ (11.30)

Heat 2: (-0.5) 1, Ashford 11.09; 2, Cuthbert 11.12; 3, Onyali 11.20; 4, Kovtun 11.43; 5, Laurence Bily FRA 11.45; 6, Stephanie Douglas GBR 11.58; 7, Sabine Richter GER 11.66; 8, Wang Hwei-Chen TPE 11.79

Heat 3: (-2.2) 1, Privalova 11.22; 2, Davis 11.30; 3, Utundu 11.40; 4, McDonald 11.41; 5, Sisko Hanhijoki FIN 11.52; 6, Rossella Tarolo ITA 11.75; 7, Andrea Philipp GER 11.80; 8, Shanti Govindasamy MAS 11.89

Heat 4: (-0.1) 1, Ottey 10.89; 2, Torrence 10.99; 3, Johnson 11.27; 4, Allen 11.40; 5, Beverly Kinch GBR 11.45; 6, Rufina Ubah NGR 11.54; 7, Cristina Castro ESP 11.71; 8, Michelle Seymour NZL 11.87

Semi-finals (First 4 to final) (Aug 27)

Heat 1: (-0.1) 1, Krabbe 10.94; 2, Ashford 11.08; 3, Cuthbert 11.13; 4, Guidry 11.16; 5, Kerry Johnson AUS 11.38; 6, Liliana Allen CUB 11.53; 7, Beatrice Utundu NGR 11.58; Irina Slyusar URS DQ (11.42)

Heat 2: (2.3) 1, Ottey 10.78w; 2, Torrence 10.85; 3, Privalova 10.99; 4, Onyali 11.10; 5, Pauline Davis BAH 11.19; 6, Natalya Kovtun URS 11.37; 7, Beverley McDonald JAM 11.46; 8, Voula Patoulidou GRE 11.51

Stuttgart 1993

Final (Aug 16) (0.3)		To 1000th			
1,	Gail Devers	USA	10.82	0.149	(10.811)
2,	Merlene Ottey	JAM	10.82	0.161	(10.812)
3,	Gwen Torrence	USA	10.89	0.142	
4,	Irina Privalova	RUS	10.96	0.174	
5,	Mary Onyali	NGR	11.05	0.149	
6,	Natalya Voronova	RUS	11.20	0.138	
7,	Nikole Mitchell	JAM	11.20	0.142	
8,	Liliana Allen	CUB	11.23	0.154	

At the Barcelona Olympic Games, Gail Devers took the 100m title by just one hundredth of a second. Stuttgart saw Devers win again by an even narrower margin.

Devers, Ottey, Torrence and Privalova – four of the first five from the 1992 Olympic final – drew lanes 5-6-3-4 in the final. Privalova and Devers were away quickest. By 60m the American had a visible lead, while Ottey and Torrence had caught the Russian.

In the last five metres Ottey surged and drew level with Devers, who produced a "double dip" – first with her chest then with her head. The two women crossed the line together. Torrence was the obvious bronze medallist.

At first sight, it looked as if the Jamaican had won: she had been moving the quickest in the last few strides before the finish line. There was a long wait, during which the replays showed that Devers's head had crossed the line first. But it was not clear whose torso was ahead. The result was announced as first, Devers 10.81, second Ottey 10.82.

The unfortunate Ottey – so often a bronze or silver medallist – had missed out yet again. A protest was lodged by the Jamaicans and the Jury of Appeal looked again at the photograph. The result was revised, with both women clocking 10.82, but the order was unchanged.

"I feel for Merlene," said Devers, "but I also feel that I beat her." Her winning margin was actually just one thousandth: 10.811 to 10.812 (not 10.816/10.820 as widely reported). The reverse-angle photograph of the finish (taken from the inside of the track) showed Devers's right shoulder just ahead of Ottey.

When presented with her silver medal the following day, Ottey received a two-minute ovation from the sympathetic crowd.

First round (First 4 & 4 fastest to second round) (Aug 15)

Heat 1: (-0.7) 1, Privalova 11.36; 2, McDonald 11.37; 3, Finn 11.47; 4, Nestoret 11.56; 5, Dia 11.60; 6, Jariatou George GAM 12.46; 7, Natalie Martindale STV 12.86; 8, Lusia Puleanga TGA 13.02

Heat 2: (-0.5) 1, Pendareva 11.41; 2, Davis 11.44; 3, Tröger 11.46; 4, Tarnopolskaya 11.52; 5, Hermin Joseph DMA 11.62; 6, Lydia De Vega PHI 12.24; 7, Erin Tierney COK 13.16; 8, Wenona Steven NRU 14.70

Heat 3: (-0.2) 1, Devers 11.16; 2, Vorster 11.31; 3, Mitchell 11.36; 4, Jean-Charles 11.46; 5, Hana Benesová TCH 11.72; 6, Oumou Sow GUI 12.52; 7, Feroza Khatton BAN 12.68; 8, Melvina Wulah LBR 12.70

Heat 4: (-0.3) 1, Gainsford 11.32; 2, Ottey 11.36; 3, Jardim 11.47; 4, Amaral 11.59; 5, Heather Samuel ANT 11.64; 6, Rita Pattipeilohy INA 12.44; 7, Ismenia Frederico CPV 13.03

Heat 5: (0.0) 1, Onyali 11.23; 2, Bogoslovskaya 11.40; 3, Wang 11.43; 4, Poelman 11.44; 5, Dimitrova 11.55; 6, Mensah 11.59; 7, Shabana Akhtar PAK 12.76; 8, Ovidia Luis Alfonso STP 13.09

Heat 6: (-0.1) 1, Voronova 11.31; 2, Allen 11.46; 3, Nkoma 11.67; 4, Seymour 11.68; 5, Odiah Sidibé FRA 11.69; 6, Dedra Davis BAH 12.00; 7, Rachelle Godonou BEN 12.93; 8, Said Nassiantti COM 14.70

Heat 7: (0.2) 1, Paschke 11.31; 2, Torrence 11.43; 3, Kinch 11.43; 4, Hernesniemi 11.44; 5, Ferrer 11.50; 6, Genevieve Obone GAB 12.57; 7, Deirdre Caruana MLT 12.60; 8, Nguyen Thi Tuyet Mai VIE 12.79

Second round (First 4 to semi-finals) (Aug 15)

Heat 1: (0.0) 1, Torrence 11.02; 2, Mitchell 11.23; 3, Voronova 11.29; 4, Allen 11.30; 5, Petya Pendareva BUL 11.38; 6, Jacqueline Poelman NED 11.50; 7, N'deye Binta Dia SEN 11.60; 8, Cleide Amaral BRA 11.68

Heat 2: (0.2) 1, Onyali 10.97; 2, Privalova 11.14; 3, Finn 11.21; 4, McDonald 11.33; 5, Sanna Hernesniemi FIN 11.40; 6, Desislava Dimitrova BUL 11.45; 7, Wang Hwei-Chen TPE 11.54; 8, Maguy Nestoret FRA 11.60

Heat 3: (-0.1) 1, Ottey 11.19; 2, Paschke 11.27; 3, Davis 11.27; 4, Gainsford 11.29; 5, Miriam Ferrer CUB 11.43; 6, Lucrecia Jardim POR 11.50; 7, Georgette Nkoma CMR 11.63; 8, Michelle Seymour NZL 11.79

Heat 4: (0.7) 1, Devers 11.04; 2, Vorster 11.24; 3, Tröger 11.29; 4, Tarnopolskaya 11.30; 5, Olga Bogoslovskaya RUS 11.32; 6, Valérie Jean-Charles FRA 11.39; 7, Beverly Kinch GBR 11.40; 8, Philomina Mensah GHA 11.67

Semi-finals (First 4 to final) (Aug 16)

Heat 1: (-0.3) 1, Ottey 10.87; 2, Torrence 10.87; 3, Voronova 11.17; 4, Allen 11.19; 5, Pauline Davis BAH 11.21; 6, Elinda Vorster RSA 11.22; 7, Michelle Finn USA 11.25; 8, Zhanna Tarnopolskaya UKR 11.36

Heat 2: (-0.6) 1, Devers 11.03; 2, Privalova 11.06; 3, Onyali 11.06; 4, Mitchell 11.26; 5, Melanie Paschke GER 11.28; 6, Sabine Tröger AUT 11.37; 7, Melinda Gainsford AUS 11.53; Beverly McDonald JAM DNF

Gothenburg 1995

Final (Aug 7) (0.9)

1,	Gwen Torrence	USA	10.85	0.135
2,	Merlene Ottey	JAM	10.94	0.145
3,	Irina Privalova	RUS	10.96	0.233
4,	Carlette Guidry	USA	11.07	0.193
5,	Zhanna Pintusevich	UKR	11.07	0.127
6,	Melanie Paschke	GER	11.10	0.141
7,	Mary Onyali	NGR	11.15	0.128
8,	Juliet Cuthbert	JAM	11.44	0.143

In contrast to the closeness of the Stuttgart final Torrence won by the comfortable margin of 0.09 from Ottey and Privalova. Even so, she was not certain she had won and paused in her celebrations to watch a replay of the race on the stadium scoreboard.

The three medallists were, improbably, drawn in the same semi-final which Torrence won in a world-leading 10.84 from Ottey (10.85) and Privalova (10.90). An unlucky fifth in that race was Greece's Katerina Thanou, whose time of 11.09 was the same as the winning time in the other semi.

Ottey's silver gave her a record 11 World Championship medals. Torrence brought her total to seven. "The 100 is every sprinter's dream; it's a glamour event," she said. "Everyone knows who's the world's fastest woman. I've been after that title and I'm glad I got it."

First round (First 3 & 8 fastest to second round) (Aug 6)

Heat 1: (0.5) 1, Leshchova 11.27; 2, Onyali 11.44; 3, Rakotondrabe 11.51; 4, Benavides 11.52; 5, Andrea Philipp GER 11.66; 6, Stephanie Douglas GBR 11.67; 7, Magdalena Ansue Nguema GEQ 13.62

Heat 2: (-0.4) 1, Ottey 11.15; 2, Voronova 11.23; 3, Tombiri 11.42; 4, Pendareva 11.45; 5, Becker 11.54; 6, Marija Ramela Markt CRO 11.87; 7, Sortelina da Silva STP 13.16

Heat 3: (0.3) 1, Pintusevich 11.34; 2, Allen 11.35; 3, Joseph 11.52; 4, Jayasinghe 11.55; 5, Simone Jacobs GBR 11.60; 6, Jerneja Perc SLO 11.86; 7, Brianie Massaka CGO 12.67

Heat 4: (0.4) 1, Cuthbert 11.26; 2, Samuel 11.42; 3, HERNESNIEMI 11.47; 4, Fynes 11.52; 5, Felipa Palacios COL 11.63; 6, Damayanthi Darsha SRI 11.65; 7, Kate Clarke LBR 13.45; 8, Awa Diarra MTN 13.86

Heat 5: (0.5) 1, Torrence 11.11; 2, Thanou 11.27; 3, Opara-Thompson 11.31; 4, Georgieva 11.36; 5, Chandra Sturup BAH 11.59; 6, Georgette Nkoma CMR 11.80; 7, Shabana Akhtar PAK 12.40

Heat 6: (0.3) 1, Guidry 11.18; 2, Gainsford 11.32; 3, Brock 11.56; 4, Nora Ivanova BUL 11.57; 5, Katia Santos BRA 11.68; 6, Odile Singa FRA 11.70; 7, Thi Lan Ank Hoang VIE 12.42; Desiree Cocks AIA DNS

Heat 7: (-0.3) 1, Paschke 11.15; 2, Thomas 11.34; 3, Combe 11.39; 4, Clarke 11.40; 5, Wang Huei-Chen TPE 11.84; 6, Thoumphore Phommasanh LAO 13.86; Natalie Jones GRN DNS

Heat 8: (0.4) 1, Privalova 11.28; 2, Mondie-Milner 11.40; 3, McDonald 11.52; 4, Bangué 11.54; 5, Cleide Amaral BRA 11.57; 6, Judith Boshoff NAM 12.14; Antonia de Jesus ANG DNS

Second round (First 4 to semi-finals) (Aug 6)

Heat 1: (0.4) 1, Mondie-Milner 11.26; 2, Paschke 11.27; 3, Leshchova 11.33; 4, Gainsford 11.35; 5, Hermin Joseph DMA 11.44; 6, Virgen Benavides CUB 11.49; 7, Mary Tombiri NGR 11.52; 8, Petya Pendareva BUL 11.55

Heat 2: (1.2) 1, Torrence 11.10; 2, Pintusevich 11.13; 3, Onyali 11.22; 4, McDonald 11.22; 5, Natalya Voronova RUS 11.35; 6, Zlatka Georgieva BUL 11.37; 7, Gabriele Becker GER 11.54; 8, Delphine Combe FRA 11.68

Heat 3: (0.7) 1, Privalova 11.16; 2, Ottey 11.17; 3, Thanou 11.28; 4, Opara-Thompson 11.41; 5, Eldece Clarke BAH 11.49; 6, Heather Samuel ANT 11.51; 7, Susanthika Jayasinghe SRI 11.76; 8, Mirtha Brock COL 11.99

Heat 4: (0.8) 1, Guidry 11.03; 2, Cuthbert 11.09; 3, Allen 11.25; 4, HERNESNIEMI 11.31; 5, Paula Thomas GBR 11.33; 6, Savatheda Fynes BAH 11.36; 7, Hanitriinaia Rakotondrabe MAD 11.46; 8, Frédérique Bangué FRA 11.55

Semi-finals (First 4 to final) (Aug 7)

Heat 1: (1.4) 1, Torrence 10.84; 2, Ottey 10.85; 3, Privalova 10.90; 4, Pintusevich 11.09; 5, Katerina Thanou GRE 11.09; 6, Liliana Allen CUB 11.24; 7, Christy Opara-Thompson NGR 11.37; 8, Sanna HERNESNIEMI FIN 11.51

Heat 2: (-0.7) 1, Guidry 11.09; 2, Paschke 11.13; 3, Cuthbert 11.13; 4, Onyali 11.19; 5, Celena Mondie-Milner USA 11.24; 6, Melinda Gainsford AUS 11.29; 7, Beverly McDonald JAM 11.31; 8, Yekaterina Leshchova RUS 11.34

woman athlete of the 1997, but the story had a sad ending as noted below in the report of the 2001 100m.

Jones had to work hard for victory against a much shorter opponent, Pintusevich. She was away slightly the faster but they were locked together at 50m (6.03) and 60m (6.97); Pintusevich was 1/100th ahead at 70m but they were level again at 80m before Jones moved into a 2/100ths lead to win in a personal best of 10.83. Pintusevich, who set a Ukrainian record of 10.85, at first thought she had won and started a lap of honour, only to sink to her knees when she heard the official result. Two metres behind, Fynes edged Arron for the bronze medal.

For Ottey – fourth in 1983, third in 1987 and 1991, second in 1993 and 1995 – the hoped for progression to first, at the age of 37, did not materialise. She failed to hear the recall gun for a false start and sprinted flat out for over 50m. She walked back very slowly while the others waited at the start but the damage was done and she gave up when in the race proper she realised she couldn't catch the leaders.

First Round (First 3 & 8 fastest to second round) (Aug 2)

Heat 1: (0.4) 1, Arron 11.13; 2, Voronova 11.31; 3, Liu 11.35; 4, Samuel 11.46; 5, Iryna Pukha UKR 11.75; 6, Tamara Shandize GEO 11.97; 7, Antonia Cadore GRN 12.00

Heat 2: (-1.5) 1, Thanou 11.32; 2, Philipp 11.33; 3, Ferguson 11.47; 4, HERNESNIEMI 11.54; 5, Sandra Borrero COL 11.83; 6, Cyndione Mothersill CAY 11.87; 7, N. Rabbaiya INA 12.43; 8, Peoria Koshiba PLW 14.55

Heat 3: (0.1) 1, Ottey 11.27; 2, Paschke 11.31; 3, Clarke 11.36; 4, Manuela Levorato ITA 11.57; 5, Johanna Manninen FIN 11.59; 6, Elma Muros-Posadas PHI 12.19; 7, Laure Kuetey BEN 12.38

Heat 4: (0.1) 1, Pintusevich 11.01; 2, Jardim 11.30; 3, Gaines 11.30; 4, de Moura 11.37; 5, Tsoni 11.48; 6, Marcia Richardson GBR 11.65; 7, Deirdre Caruana MLT 12.73; 8, Edouwe Appin NRU 14.19

Heat 5: (0.0) 1, Fynes 11.18; 2, Ajunwa 11.28; 3, Rakotondrabe 11.33; 4, Hewitt 11.54; 5, Aida Diop SEN 11.61; 6, Giada Gallina ITA 11.64; 7, Shyrome Hughes AIA 13.03

Heat 6: (0.0) 1, Li 11.21; 2, Pendareva 11.28; 3, Bangué 11.34; 4, Gainsford-Taylor 11.36; 5, Natalya Ignatova RUS 11.70; 6, Tiresa Pselio SAM 14.36; Hermin Joseph DMA DNS

Heat 7: (-0.7) 1, Jones 11.09; 2, McDonald 11.29; 3, Ivanova 11.42; 4, Kravchenko 11.46; 5, Simone Jacobs GBR 11.58; 6, Myriam ManiCMR 11.62

Heat 8: (0.1) 1, Miller USA 11.07; 2, Möller GER 11.44; 3, Ojokolo NGR 11.53; 4, Pe 11.54; 5, Delphine Combe FRA 11.55; 6, Aksel Gürçan TUR 11.82; 7, Devi Maya Paneru NEP 12.97

Second round (First 3 & 4 fastest to semi-finals) (Aug 2)

Heat 1: (0.7) 1, Pintusevich 10.90; 2, Ajunwa 11.14; 3, Thanou 11.19; 4, Gaines 11.19; 5, Gainsford-Taylor 11.20; 6, Sanna HERNESNIEMI FIN 11.38; 7, Esther Möller GER 11.42; 8, Pei Fang CHN 11.50

Heat 2: (0.4) 1, Ottey 11.00; 2, Miller 11.23; 3, Philipp 11.26; 4, Ferguson 11.28; 5, Petya Pendareva BUL 11.39; 6, Lucimar de Moura BRA 11.44; 7, Hanitriinaia Rakotondrabe MAD 11.49; 8, Lauren Hewitt AUS 11.55

Heat 3: (0.3) 1, Jones 10.96; 2, Paschke 11.23; 3, Clarke 11.27; 4, Bangué 11.31; 5, Beverly McDonald JAM 11.31; 6, Li Xuemei CHN 11.36; 7, Endurance Ojokolo NGR 11.53; 8, Heather Samuel ANT 11.56

Heat 4: (-0.3) 1, Arron 11.04; 2, Fynes 11.16; 3, Voronova 11.17; 4, Nora Ivanova BUL 11.36; 5, Liu Xiaomei CHN 11.37; 6, Lucrécia Jardim POR 11.40; 7, Anzhela Kravchenko UKR 11.43; 8, Maria Tsoni GRE 11.62

Semi-finals (First 4 to final) (Aug 3)

Heat 1: (0.1) 1, Pintusevich 11.10; 2, Arron 11.13; 3, Paschke 11.34; 4, Gaines 11.35; 5, Natalya Voronova RUS 11.35; 6, Eldece Clarke BAH 11.41; 7, Chioma Ajunwa NGR 11.41; 8, Frédérique Bangué FRA 11.44

Heat 2: (-0.1) 1, Jones 10.94; 2, Ottey 11.08; 3, Fynes 11.11; 4, Miller 11.17; 5, Katerina Thanou GRE 11.34; 6, Melinda Gainsford-Taylor AUS 11.35; 7, Debbie Ferguson BAH 11.39; 8, Andrea Philipp GER 11.40

Athens 1997

Final (Aug 3) (0.4)

1,	Marion Jones	USA	10.83	0.160
2,	Zhanna Pintusevich	UKR	10.85	0.130
3,	Savatheda Fynes	BAH	11.03	0.184
4,	Christine Arron	FRA	11.05	0.165
5,	Inger Miller	USA	11.18	0.117
6,	Melanie Paschke	GER	11.19	0.138
7,	Merlene Ottey	JAM	11.29	0.139
8,	Chryste Gaines	USA	11.32	0.143

Reigning champion Torrence declined an invitation to defend and Olympic Champion Devers qualified only for the relay, but the title remained in American hands thanks to Jones. Although hailed as a precocious sprinting sensation since she set world age-15 bests of 11.17 and 22.76 in 1991 this was her senior début in a major international championship. Her success was one of the brightest moments of the Athens World Championships, and she was regarded as the world

Seville 1999

Final (Aug 22) (-0.1)

1,	Marion Jones	USA	10.70	0.120
2,	Inger Miller	USA	10.79	0.129
3,	Katerina Thanou	GRE	10.84	0.116
4,	Zhanna Pintusevich-Block	UKR	10.95	0.135
5,	Gail Devers	USA	10.95	0.125
6,	Christine Arron	FRA	10.97	0.162
7,	Chandra Sturup	BAH	11.06	0.134
8,	Mercy Nku	NGR	11.16	0.152

The event set new standards for a single meeting with no fewer than nine marks inside 10.87. The quarter-finals saw Thanou and Miller throw off the wraps surprisingly early with personal bests of 10.86, only for defending champion Jones to stamp her authority with a year's best of 10.76. In the first semi-final Miller and Thanou, drawn togeth-

er, pulled out all the stops to improve again to 10.81 and 10.82 while Jones was content to win her race in 10.83 ahead of Olympic Champion Devers, whose 10.94 was her best for two years.

Miller returned less than two hours later to notch another lifetime best of 10.79 in the final but Jones was still a metre ahead in 10.70, her best ever low altitude time. Only Griffith Joyner (10.49, 10.61 and 10.62 in 1988) and Jones with her 10.65 in Johannesburg in 1999 had ever run faster and Jones became the first woman to win a second world 100m title. She covered the first 50m in 5.93, the second in 4.77, reaching 60m a metre up in 6.85.

First round (First 3 & 11 fastest to second round) (Aug 21)

Heat 1: (-0.6) 1, Jones 11.22; 2, Philipp 11.38; 3, Hewitt 11.41; 4, Gevaert 11.48; 5, Christine Bloomfield GBR 11.61; 6, Tan Shieh Li SIN 12.40; 7, Anais Oyembo GAB 12.46

Heat 2: (-0.4) 1, Arron 11.10; 2, Privalova 11.45; 3, Taplin 11.45; 4, Hartman 11.49; 5, Aminata Diouf SEN 11.65; 6, Monica Twum GHA 11.70; 7, Jennifer Caraballo PUR 12.43

Heat 3: (-0.3) 1, Miller 11.21; 2, Ferguson 11.34; 3, Benth 11.42; 4, Maduaka 11.43; 5, Wagner 11.57; 6, Heather Samuel ANT 11.65; 7, Joanna Houareu SEY 12.14; 8, Ekundayo Williams SLE 13.08

Heat 4: (-0.2) 1, Sturupp 11.32; 2, Allen 11.39; 3, Jayasinghe 11.42; 4, Manninen 11.52; 5, Peris-Kneebone 11.52; 6, Ekk 11.54; 7, Hanitriinaia Rakotondrabe MAD 11.59

Heat 5: (-0.7) 1, Thánou 11.10; 2, Mensah 11.24; 3, Nku 11.38; 4, Safronnikova 11.44; 5, Myriam Mani CMR 11.61; 6, Gabriele Rockmeier GER 11.62; 7, Lilitiana Miller FIJ 14.23

Heat 6: (0.4) 1, Pendareva 11.16; 2, Fynes 11.21; 3, Endurance Ojokolo 11.42; 4, Lucimar de Moura 11.51; 5, Adusei 11.53; 6, Emma Wade BIZ 12.30; 7, Yah Koita MLI 12.48

Heat 7: (-0.6) 1, Pintusevich-Block 11.20; 2, Devers 11.32; 3, Ignatova 11.40; 4, Dowdie 11.44; 5, Motoka Arai JPN 11.64; 6, Lyubov Perepelova UZB 11.78; 7, Siulolo Liku TGA 12.78; 8, Lucy Seulialilii SAM 15.61

Second round (First 4 to semi-finals) (Aug 21)

Heat 1: (-0.3) 1, Thánou 10.86; 2, Sturupp 11.00; 3, Nku 11.09; 4, Devers 11.10; 5, Katia Benth FRA 11.28; 6, Wendy Hartman RSA 11.46; 7, Oksana Ekk RUS 11.60; 8, Peta-Gaye Dowdie JAM 12.01

Heat 2: (0.7) 1, Miller 10.86; 2, Pintusevich-Block 10.94; 3, Philipp 11.06; 4, Allen 11.10; 5, Endurance Ojokolo NGR 11.14; 6, Joice Maduaka GBR 11.28; 7, Nova Peris-Kneebone AUS 11.36; 8, Johanna Manninen FIN 11.45

Heat 3: (-0.5) 1, Arron 11.00; 2, Mensah 11.09; 3, Fynes 11.20; 4, Hewitt 11.28; 5, Cheryl Taplin USA 11.33; 6, Natalya Ignatova RUS 11.39; 7, Marion Wagner GER 11.51; 8, Kim Gevaert BEL 11.54

Heat 4: (0.3) 1, Jones 10.76; 2, Ferguson 11.06; 3, Safronnikova 11.17; 4, Pendareva 11.19; 5, Lucimar de Moura BRA 11.31; 6, Martha Adusei CAN 11.64; 7, Irina Privalova RUS & Susanthika Jayasinghe SRI DNS

Semi-finals (First 4 to final) (Aug 22)

Heat 1: (0.1) 1, Miller 10.81; 2, Thánou 10.83; 3, Sturupp 11.02; 4, Nku 11.11; 5, Lilitiana Allen MEX 11.13; 6, Philomina Mensah CAN 11.26; 7, Petya Pendareva BUL 11.28; 8, Natalya Safronnikova BLR 11.33

Heat 2: (-0.1) 1, Jones 10.83; 2, Devers 10.94; 3, Pintusevich-Block 10.98; 4, Arron 11.04; 5, Debbie Ferguson BAH 11.12; 6, Savatheda Fynes BAH 11.15; 7, Andrea Philipp GER 11.27; 8, Lauren Hewitt AUS 11.29

Edmonton 2001

Final (Aug 6) (0.3)

1,	Zhanna Pintusevich-Block	UKR	10.82	0.123
2,	Katerína Thánou	GRE	10.91	0.145
3,	Chandra Sturupp	BAH	11.02	0.154
4,	Chryste Gaines	USA	11.06	0.141
5,	Debbie Ferguson	BAH	11.13	0.189
6,	Mercy Nku	NGR	11.17	0.142
	Marion Jones	USA	DQ (r40.8)	0.146
			(10.85)	
	Kelli White	USA	DQ (r40.8)	0.151
			(11.15)	

It was the most shocking result of the entire Edmonton Championships. Marion Jones was defeated at 100m after a streak of 54 wins over four years. Her conqueror was Zhanna Pintusevich-Block, the woman who had so nearly defeated Jones to win in 1997.

Jones appeared to be set for another victory after breaking 11 seconds in the first two rounds. In her semi-final, she was drawn to the left of Pintusevich-Block, who got the better start and refused to let Jones past. Even though this was not the final, the loss was significant as Jones had made a habit of winning all of her races. Seeing her behind the opposition for once was an unusual sight.

In the final, the two were drawn together again. The Ukrainian

again got the best start and held off Jones, who had previously won 42 successive finals in the event. Thánou repeated her 1999 bronze.

"There is only one way to beat Marion," said the ecstatic winner, "and that is not to make any mistakes." When interviewed by the infield announcer, Jones told the crowd "I am not a sore loser. I give all credit to Zhanna. She was the better sprinter today."

In October 2007, Jones confessed to doping violations dating back to just before the 2000 Olympic Games. All her performances from September 1, 2000 were been annulled by the IOC and/or the IAAF. These included three Olympic golds from Sydney 2000. Worse, she was imprisoned for six months in 2008 for having lied to US Federal Agents investigating the Californian Bay Area Laboratory Co-Operative (Balco) steroid affair. She retained her world golds from 1997 and 1999.

First round (First 3 & 8 fastest to second round) (Aug 5)

Heat 1: (0.9) 1, Safronnikova 11.44; 2, Ignatova 11.45; 3, Mayers 11.52; 4, Vida Nsiah GHA 11.56; 5, Hermahayu INA 12.51; 6, Detsalena Ollson NRU 14.04; White DQ (r40.8) (11.36)

Heat 2: (0.1) 1, Sturupp 11.26; 2, Bangué 11.41; 3, Williams 11.41; 4, Patsou 11.53; 5, Louise Ayétotché CIV 11.53; 6, Shamha Ahmed MDV 12.27; 7, Aseel Danan JOR 12.77

Heat 3: (-0.5) 1, Pintusevich-Block 11.14; 2, Rockmeier 11.38; 3, Onyali 11.39; 4, Richardson 11.52; 5, Peta-Gaye Barrett JAM 11.88; 6, Montserrat Pujol AND 13.38; 7, Twinsanne Sam FSM 13.87

Heat 4: (-1.3) 1, Mani 11.37; 2, Levorato 11.46; 3, Manninen 11.49; 4, Paschke 11.51; 5, Dikeledi Moropane RSA 11.63; 6, Peoria Koshiba PLW 13.50; 7, Priscilla Walenenea SOL 14.43

Heat 5: (-0.6) 1, Thánou 11.12; 2, Walker 11.36; 3, Kislova 11.39; 4, Lyubov Perepelova UZB 11.65; 5, Lerma Bulaitan PHI 11.87; 6, Shyrone Hughes ANG 12.99; 7, Joanne Hallen SAM 13.40

Heat 6: (-0.2) 1, Ojokolu 11.13; 2, Bikar 11.31; 3, Wagner 11.43; 4, Shani Anderson GBR 11.54; 5, Marie-Jeanne Jerusalem PYF 13.31; 6, Ellysa William COK 13.37; Jones DQ (r40.8) (10.93)

Heat 7: (0.6) 1, Gevaert 11.35; 2, Gaines 11.36; 3, Adusei 11.41; 4, Benth 11.47; 5, Allen 11.49; 6, Choi Lok Lai MAC 12.74; 7, Mari Paz Mosanga Montanga GEQ 13.04

Heat 8: (-0.2) 1, Nku 11.27; 2, Ferguson 11.39; 3, Oyepitan 11.45; 4, Viktoriya Kovryova KAZ 11.86; 5, Valma Bass SKN 11.89; 6, Kadiatou Camara MLI 11.89; 7, Anna Pouhila TGA 13.57; Clarke DQ (r40.1) (11.48)

Second round (First 3 & 4 fastest to semi-finals) (Aug 5)

Heat 1: (0.0) 1, Ojokolu 11.13; 2, Mani 11.15; 3, Levorato 11.29; 4, Manninen 11.33; 5, Alenka Bikar SLO 11.34; 6, Marion Wagner GER 11.43; 7, Efosini Patsou GRE 11.65; Jones DQ (r40.8) (10.97)

Heat 2: (-3.4) 1, Pintusevich-Block 11.16; 2, Gaines 11.31; 3, Ferguson 11.35; 4, Kim Gevaert BEL 11.56; 5, Mariya Kislova RUS 11.58; 6, Melanie Paschke GER 11.60; 7, Abiodun Oyepitan GBR 11.61; Venolyn Clarke CAN DQ (r40.1) (11.68)

Heat 3: (0.8) 1, Sturupp 11.08; 2, Nku 11.14; 3, Williams 11.24; 4, Mayers 11.31; 5, Rockmeier 11.33; 6, Frédérique Bangué FRA 11.35; =7, Martha Adusei CAN & Lilitiana Allen MEX 11.43

Heat 4: (-1.3) 1, Thánou 10.97; 2, Onyali 11.29; 3, Astia Walker JAM 11.39; 4, Natalya Safronnikova BLR 11.40; 5, Natalya Ignatova RUS 11.46; 6, Katia Benth FRA 11.54; 7, Marcia Richardson GBR 11.59; White DQ (r40.8) (11.11)

Semi-finals (First 4 to final) (Aug 6)

Heat 1: (-2.3) 1, Pintusevich-Block 10.94; 2, Ferguson 11.10; 3, Gaines 11.12; 4, Endurance Ojokolu NGR 11.20; 5, Myriam Mani CMR 11.26; 6, Gabi Rockmeier GER 11.48; 7, Manuela Levorato ITA 11.50; Jones DQ (r40.8) (10.95)

Heat 2: (0.3) 1, Thánou 11.05; 2, Sturupp 11.17; 3, Nku 11.27; 4, Mary Onyali NGR 11.29; 5, Angela Williams USA 11.31; 6, Natasha Mayers VIN 11.35; 7, Johanna Manninen FIN 11.46; White DQ (r40.8) (11.19)

Paris 2003

Final (Aug 24) (0.9)

1,	Torri Edwards	USA	10.93	0.133
2,	Zhanna Block	UKR	10.99	0.160
3,	Chandra Sturupp	BAH	11.02	0.136
4,	Katerína Thánou	GRE	11.03	0.219
5,	Christine Arron	FRA	11.06	0.182
6,	Aleen Bailey	JAM	11.07	0.205
7,	Gail Devers	USA	11.11	0.150
	Kelli White	USA	DQ (r40.1)	0.184
			(10.85)	

Four of the Edmonton finalists reached that stage again, though not Marion Jones who had just given birth. The defending champion, now known as Zhanna Block, was not quite at her best because of a back injury. White had emerged as the favourite after recent wins in London (10.93) and Berlin (10.84w). In the final it was another American,

Edwards, who was quickest away from lane 1. She led for the first half of the race before White powered through to win in 10.85, while Block also finished strongly for the bronze.

Six days later, and after also claiming the gold at 200m, it was confirmed that White had tested positive in Paris for the stimulant monadafil, which, though not on the list of banned drugs, was regarded by the IAAF as "related" to an illegal substance. White claimed she had taken the drug provigil (containing monadafil) because she had been diagnosed as suffering from narcolepsy, a rare condition characterised by sudden episodes of deep sleep. However, she had not declared the drug on doping control forms. Pending hearings by the IAAF and the United States Anti-Doping Agency, White was allowed to compete in post-Paris meetings and placed third in the yearly world athlete standings after Hestrie Cloete and Carolina Klüft.

In May 2004, White admitted having taken anabolic steroids and erythropoietin (EPO) over a three-year period. She was suspended for two years and all her results from December 15, 2000 – including those from Edmonton and Paris – were annulled. After nine months, Torri Edwards was declared the rightful World Champion.

First round (First 3 & 8 fastest to second round) (Aug 23)

Heat 1: (0.1) 1, Sturup 11.08; 2, Perepelova 11.30; 3, Anim 11.35; 4, Nku 11.52; 5, Camara 11.70; 6, Olympia Zacharias NRU 14.07; 7, Joanne Hallen SAM 14.33

Heat 2: (0.3) 1, Edwards 11.13; 2, Pillay 11.40; 3, Ojokolo 11.50; 4, Dube 11.71; 5, Shamshunnahar Chumki BAN 12.27; 6, Yahanatou Ibrahim NIG 12.97; 7, Temreta Martin KIR 14.42

Heat 3: (-0.2) 1, Ottey 11.26; 2, Gevaert 11.30; 3, Fynes 11.49; 4, Grace-Ann Dinkins LBR 11.90; 5, Irma Navarette NCA 12.93; 6, Lima Azimi AFG 18.37; White DQ (r40.1) (11.26)

Heat 4: (-0.1) 1, Block 11.13; 2, Jayasinghe 11.20; 3, Onyali 11.50; 4, Lerma Gabito PHI 11.99; 5, Mariam Inashvili GEO 12.64; 6, Svetlana Pessova TKM 13.05; 7, Tricia Flores BIZ 13.89; Lilianna Allen MEX DNS

Heat 5: (0.3) 1, Kislova 11.26; 2, Maduaka 11.31; 3, Eggerth 11.44; 4, Mayers 11.81; 5, Nadesca Sprockel AHO 12.61; 6, Jenny Keni SOL 12.64; 7, Marie-Jeanne Binga GAB 12.88; 8, Vladislava Ovcharenko TJK 13.34

Heat 6: (0.1) 1, Thánou 11.09; 2, Tabakova 11.24; 3, Pastushenko 11.30; 4, Ferguson 11.32; 5, Heather Samuel ANT 12.24; 6, Ngerak Florenci PLW 12.85; 7, Liovalia Lopes GBS 13.43

Heat 7: (-0.2) 1, Arron 11.15; 2, Devers 11.17; 3, Kitson 11.70; 4, Sanganoko 11.79; 5, Saira Fazal PAK 12.75; 6, Riwa Tiha JOR 13.00; 7, Aminata Kamissoko MTN 13.70

Heat 8: (0.7) 1, Bailey 11.23; 2, Mayr-Krifka 11.31; 3, Khubbieva 11.35; 4, Benavides 11.41; 5, Wan Kin Yee HKG 12.27; 6, Mari Paz Mosanga Motanga GEQ 12.73; 7, Chandra Kala Thapa NEP 13.02; 8, Susan Tama VAN 13.45

Second round (First 4 to semi-finals) (Aug 23)

Heat 1: (0.0) 1, Sturup 10.98; 2, Devers 11.16; 3, Gevaert 11.23; 4, Kislova 11.26; 5, Virgen Benavides CUB 11.40; 6, Geraldine Pillay RSA 11.47; 7, Judyth Kitson JAM 11.61; Natasha Mayers VIN DNS

Heat 2: (-0.1) 1, Block 11.08; 2, Arron 11.08; 3, Ottey 11.31; 4, Perepelova 11.35; 5, Agné Eggerth LTU 11.36; 6, Endurance Ojokolo NGR 11.55; 7, Winneth Dube ZIM 11.69; 8, Kadiatou Camara MLI 11.73

Heat 3: (0.2) 1, Thánou 11.11; 2, Ferguson 11.26; 3, Onyali 11.31; 4, Karin Mayr-Krifka AUT 11.34; 5, Yelena Pastushenko UKR 11.36; Susanthika Jayasinghe SRI DNF; White DQ (r40.1) (10.96); Makaridja Sanganoko CIV DNS

Heat 4: (0.1) 1, Edwards 11.08; 2, Bailey 11.16; 3, Tabakova 11.25; 4, Maduaka 11.29; 5, Vida Anim GHA 11.29; 6, Savatheda Fynes BAH 11.36; 7, Mercy Nku NGR 11.37; 8, Guzel Khubbieva UZB 11.42

Semi-finals (First 4 to final) (Aug 24)

Heat 1: (0.8) 1, Arron 11.01; 2, Block 11.02; 3, Bailey 11.15; 4, Marina Kislova RUS 11.15; 5, Merlene Ottey SLO 11.26; 6, Kim Gevaert BEL 11.32; White DQ (r40.1) (10.96); Lyubov Perepelova UZB DNS

Heat 2: (-0.4) 1, Sturup 11.06; 2, Thánou 11.08; 3, Edwards 11.11; 4, Devers 11.12; 5, Debbie Ferguson BAH 11.27; 6, Mary Onyali NGR 11.35; 7, Yuliya Tabakova RUS 11.36; 8, Joice Maduaka GBR 11.40

Helsinki 2005

Final (Aug 8) (1.3)

1,	Lauryn Williams	USA	10.93	0.146
2,	Veronica Campbell	JAM	10.95	0.139
3,	Christine Arron	FRA	10.98	0.165
4,	Chandra Sturup	BAH	11.09	0.113
5,	Me'Lisa Barber	USA	11.09	0.120
6,	Sherone Simpson	JAM	11.09	0.132
7,	Muna Lee	USA	11.09	0.153
8,	Yuliya Nesterenko	BLR	11.13	0.144

Campbell, unbeaten at 100m in 2005 prior to Helsinki, was the favourite, together with Arron and Sturup, who had each lost once. All won their first two races with Arron fastest of the day with 11.03 in her quarter-final. The semi-finals featured Arron at her best in the first race, as she effortlessly passed Campbell with 20m to go to clock 10.96. Williams showed surprising strength in the other race, holding off Sturup and Nesterenko in 11.03.

Sturup and Barber reacted quickest in the rainsoaked final, but Sturup was much tidier in her pick-up, and led the field for 60m. Williams had got a good start, and was in second from 10m on. Showing great power she drove away from the field, with Arron in second place at 75m but trying too hard and tightening up. Campbell edged past Arron in the last 10m as Sturup faded, but the Jamaican was never going to catch the diminutive (1.57/57kg) Williams, who nevertheless did not know she had won until watching the scoreboard reply.

First round (First 3 & 8 fastest to second round) (Aug 7)

Heat 1: (-0.1) 1, Karastamati 11.40; 2, Kruglova 11.50; 3, Eloundou 11.59; 4, Nku 11.61; 5, Diane Borg MLT 12.61; 6, Dolores Dogba PYF 13.44

Heat 2: (-0.4) 1, Arron 11.15; 2, Nesterenko 11.21; 3, Block 11.39; 4, Harrigan 11.55; 5, Yah Koita MLI 12.06; 6, Pauline Kwalea SOL 13.43; 7, Tit Linda Sou CAM 13.45

Heat 3: (-0.1) 1, Simpson 11.33; 2, Lee 11.40; 3, Levorato 11.46; 4, Atangana 11.59; 5, Gloria Diogo STP 12.09; 6, Basma Al-Eshosh JOR 12.37; 7, Ngerak Florencio PLW 12.64

Heat 4: (-0.1) 1, Sturup 11.15; 2, de Moura 11.40; 3, Bolikova 11.41; 4, Hannula 11.55; 5, Bikar 11.68; 6, Kaitinano Mwemweata KIR 13.80; 7, Severina Chilala ANG 14.21

Heat 5: (-1.6) 1, Fyodorova 11.36; 2, Williams 11.38; 3, Anim 11.50; 4, Félix 11.54; 5, Deysie Sumigar INA 11.88; 6, Desiree Craggette GUM 12.80; 7, Marie-Victoire Mboh CAF 13.25

Heat 6: (-1.2) 1, Campbell 11.30; 2, Ojokolo 11.40; 3, Baptiste 11.48; 4, Jones 11.63; 5, Im Wa Cheong MAC 13.04; 6, Evangeleen Ikelap FSM 13.51

Heat 7: (-1.3) 1, Bailey 11.52; 2, Pillay 11.60; 3, Affoué 11.65; 4, Ania 11.69; 5, Curlee Gumbs AIA 12.87; 6, Valentina Nazarova TKM 12.87; 7, Montserrat Pujol AND 13.01; 8, Christina Maltepe VAN 13.65

Heat 8: (-1.0) 1, Barber 11.32; 2, Gevaert 11.36; 3, Olupona 11.61; 4, Melisa Murillo COL 11.71; 5, Tricia Flores BIZ 12.59; 6, Olga Gerasimova TJK 12.95; 7, Rosa-Mystique Jone NRU 13.16

Second round (First 3 & 4 fastest to semi-finals) (Aug 7)

Heat 1: (-1.2) 1, Campbell 11.17; 2, Williams 11.22; 3, Fyodorova 11.37; 4, Geraldine Pillay RSA 11.48; 5, Heidi Hannula FIN 11.52; 6, Manuela Levorato ITA 11.54; 7, Sylvie Mballa Eloundou CMR 11.55; 8, Mercy Nku NGR 11.57

Heat 2: (-0.8) 1, Arron 11.03; 2, Nesterenko 11.18; 3, Block 11.27; 4, Bailey 11.29; 5, Tahesia Harrigan IVB 11.47; 6, Larisa Kruglova RUS 11.56; 7, Amandine Allou Affoué CIV 11.57; 8, Emma Ania GBR 11.57

Heat 3: (-0.1) 1, Sturup 11.10; 2, Lee 11.22; 3, Gevaert 11.25; 4, Bolikova 11.27; 5, Karastamati 11.29; 6, Sylviane Félix FRA 11.51; 7, Toyin Olupona CAM 11.57; 8, Alenka Bikar SLO 11.69

Heat 4: (-0.1) 1, Simpson 11.12; 2, Barber 11.15; 3, de Moura 11.28; 4, Ojokolo 11.33; 5, Vida Anim GHA 11.41; 6, Kelliann Baptiste TRI 11.42; 7, Laverne Jones ISV 11.51; 8, Delphine Bertille Atangana CMR 11.52

Semi-finals (First 4 to final) (Aug 8)

Heat 1: (0.4) 1, Arron 10.96; 2, Campbell 11.00; 3, Barber 11.08; 4, Lee 11.10; 5, Aleen Bailey JAM 11.23; 6, Olga Fyodorova RUS 11.27; 7, Kim Gevaert BEL 11.30; 8, Endurance Ojokolo NGR 11.60

Heat 2: (1.3) 1, Williams 11.03; 2, Sturup 11.09; 3, Nesterenko 11.10; 4, Simpson 11.15; 5, Zhanna Block UKR 11.18; 6, Maria Karastamati GRE 11.20; 7, Lucimar de Moura BRA 11.27; 8, Mariya Bolikova RUS 11.31

Osaka 2007

Final (Aug 27) (-0.2)

				To 1000th
1,	Veronica Campbell	JAM	11.01	0.167 (11.006)
2,	Lauryn Williams	USA	11.01	0.145 (11.008)
3,	Carmelita Jeter	USA	11.02	0.189
4,	Torri Edwards	USA	11.05	0.141
5,	Kim Gevaert	BEL	11.05	0.143
6,	Christine Arron	FRA	11.08	0.164
7,	Kerron Stewart	JAM	11.12	0.177
8,	Damola Osayomi	NGR	11.26	0.175

Campbell and Edwards had won their respective national titles, had seasonal bests of 10.89 and 10.90 respectively, and were co-favourites for the top spot. Jeter ran the fastest time of the day (11.07) in the first heat with Ottey eliminated in her eighth appearance over a record span of 24 years at the World Championships. At 47 years 108 days, she became the oldest ever competitor at a World Championship. Campbell

and Edwards were the fastest in the second round and the next day were winners of the semi-finals.

In the final Gevaert took an early lead, with Williams and Edwards just behind. At halfway Williams had just edged ahead, but there was only 0.03 covering the top six at halfway. Campbell then powered to the front, leading by 30cm at the 70m mark. Williams closed sharply at the end of the race (as did Jeter), and it was virtually impossible to tell who had won. After a suspenseful wait – during which both Edwards and Williams were shown as first on the scoreboard – Campbell got the decision 11.006 to 11.008. Only the 1993 race was closer with 0.001 the winning margin. Behind them Jeter, who had a best of 11.48 before 2007, finished just 0.01 behind for the bronze medal, while Edwards made it a 2-3-4 for the USA. The first two reversed their positions from 2005.

First round (First 3 & 8 fastest to second round) (Aug 27)

Heat 1: (1.3) 1, Jeter 11.07; 2, Gevaert 11.09; 3, Jayasinghe 11.13; 4, Merlene Ottey SLO 11.64; 5, Inna Eftimova BUL 11.66; 6, Nataliya Pohrebnyak UKR 11.71; 7, Fatou Tiayana GAM 12.44; 8, Jenny Keni SOL 13.31

Heat 2: (-0.8) 1, Campbell 11.33; 2, Turner 11.46; 3, de Moura 11.49; 4, Mae Koime PNG 11.64; 5, Anastasiya Vinogradova KAZ 11.74; 6, Marestella Torres PHI 12.44; 7, Yvonne Bennett NMI 13.16; 8, Shokhida Ziyayeva TJK 13.16; 9, Aleksandra Vojneska MKD 13.24

Heat 3: (1.7) 1, McLellan 11.14; 2, Naimova 11.15; 3, Harrigan 11.26; 4, Affoué 11.27; 5, Sailer 11.33; 6, Valentina Nazarova TKM 12.02; 7, Charlene Attard MLT 12.06; 8, Selloane Tsoaeli LES 13.29; 9, Sry Hang CAM 13.55

Heat 4: (-0.7) 1, Arron 11.27; 2, McKenzie 11.36; 3, Lalova 11.47; 4, Khabarova 11.49; 5, Mkenku 11.50; 6, Momoko Takahashi JPN 11.98; 7, Barbara Rustignoli SMR 13.33; 8, Maria Ikelap FSM 13.93

Heat 5: (0.2) 1, Sturup 11.32; 2, Stewart 11.35; 3, Springer 11.50; 4, Guzel Khubbieva UZB 11.59; 5, Carima Louami FRA 11.59; 6, Gloria Diogo STP 12.21; 7, Sze-Min Choo SIN 12.29; 8, Loi leong MAC 12.76; 9, Fathia Ali Bouraleh DJI 14.14

Heat 6: (0.3) 1, Lewis 11.16; 2, Brooks 11.29; 3, Douglas 11.39; 4, Korczynska 11.41; 5, Grigorieva 11.44; 6, Kin Yee Wan HKG 12.12; 7, Elis Lapenmal VAN 13.10; 8, Lilly Pine KIR 13.86; 9, Waseelah Fadhil Saad YEM 14.31

Heat 7: (-0.9) 1, Polyakova 11.30; 2, Williams 11.41; 3, Manninen 11.52; 4, Paulette Zang-Milama GAB 11.53; 5, Myriam Léonie Mani CMR 11.55; 6, Timicka Clarke BAH 11.59; 7, Florence Dembert CHA 13.01; 8, Fatima Mohammadi AFG 16.17

Heat 8: (0.8) 1, Edwards 11.14; 2, Osayomi 11.15; 3, Anim 11.22; 4, Kwakyé 11.26; 5, Fletcher 11.28; 6, Milena Milasevic MNE 12.24; 7, Rosa Mystique Jones NRU 12.69; 8, Felicia Saburo PLW 13.40; 9, Bounkou Camara MTN 13.93

Second round (First 4 to semi-finals) (Aug 26)

Heat 1: (-0.2) 1, Edwards 11.13; 2, Stewart 11.20; 3, Osayomi 11.21; 4, Polyakova 11.24; 5, Sherry Fletcher GRN 11.32; 6, Tahesia Harrigan IVB 11.33; 7, Lucimar de Moura BRA 11.61; Nombulelo Mkenku RSA DNS

Heat 2: (-0.2) 1, Campbell 11.08; 2, Gevaert 11.15; 3, Jeter 11.17; 4, Turner 11.32; 5, Irina Khabarova RUS 11.38; 6, Amandine Allou Affoué CIV 11.57; Susanthika Jayasinghe SRI DQ (r162.7); Johanna Manninen FIN DQ (r162.7)

Heat 3: (-0.3) 1, Arron 11.17; 2, Brooks 11.23; 3, Lewis 11.25; 4, Ferguson McKenzie 11.29; 5, Ivet Lalova BUL 11.33; 6, Montell Douglas GBR 11.43; 7, Verena Sailer GER 11.43; 8, Daria Korczynska POL 11.44

Heat 4: (0.6) 1, Sturup 11.15; 2, Williams 11.16; 3, Naimova 11.21; 4, McLellan 11.31; 5, Vida Anim GHA 11.36; 6, Jeanette Kwakyé GBR 11.40; 7, Yekaterina Grigorieva RUS 11.49; 8, Sasha Springer-Jones TRI 11.56

Semi-finals (First 4 to final) (Aug 27)

Heat 1: (-0.3) 1, Edwards 11.02; 2, Williams 11.09; 3, Stewart 11.12; 4, Osayomi 11.18; 5, Tezdzhan Naimova BUL 11.18; 6, Chandra Sturup BAH 11.22; 7, Laura Turner GBR 11.32; 8, Sally McLellan AUS 11.32

Heat 2: (-0.1) 1, Campbell 10.99; 2, Arron 11.04; 3, Gevaert 11.06; 4, Jeter 11.08; 5, Mechelle Lewis USA 11.16; 6, Yevgeniya Polyakova RUS 11.16; 7, Sheri-Ann Brooks JAM 11.21; 8, Debbie Ferguson McKenzie BAH 11.25

100 METRES

Multiple Medallists:

4	Merlene Ottey	JAM	87-3, 91-3, 93-2, 95-2
3	Gwen Torrence	USA	91-2, 93-3, 95-1
	Zhanna Pintusevich-Block	UKR	97-2, 01-1, 03-2
2	Marion Jones	USA	97-1, 99-1
	Katerína Thánou	GRE	99-3, 01-2
	Chandra Sturup	BAH	01-3, 03-3
	Laurn Williams	USA	05-1, 07-2
	Veronica Campbell	JAM	05-2, 07-1

Most Finals:

6	Ottey	JAM	83-4, 87-3, 91-3, 93-2, 95-2, 97-7
5	Pintusevich-Block	UKR	95-5, 97-2, 99-4, 01-1, 03-2
	Christine Arron	FRA	97-4, 99-6, 03-5, 05-3, 07-6

Most Appearances:

8	Ottey	JAM/SLO	83-4, 87-3, 91-3, 93-2, 95-2, 97-7, 03-5s1, 07-4h1
7	Tarnopolskaya/Pintusevich-Block		93-8s1, 95-5, 97-2, 99-4, 01-1, 03-2, 05-5s2

100 Metres, continued

National Placings:

	1	2	3	4	5	6	7	8	Points
USA	6	3	3	4	4	-	3	2	131
JAM	1	3	2	1	-	3	3	1	62
GER	3	2	-	-	-	2	-	-	44
UKR	1	2	-	1	1	-	-	-	31
BAH	-	-	3	1	1	-	1	-	29
FRA	-	-	1	1	1	2	-	-	21
GRE	-	1	1	1	-	-	-	-	18
RUS	-	-	1	1	-	1	-	-	14
NGR	-	-	-	-	1	1	2	2	13
CAN	-	-	-	-	1	1	1	-	9
URS	-	-	-	1	-	-	-	-	5
BEL	-	-	-	-	1	-	-	-	4
BUL	-	-	-	-	1	-	-	-	4
FIN	-	-	-	-	-	1	-	-	3
BLR	-	-	-	-	-	-	-	1	1
CUB	-	-	-	-	-	-	-	1	1
Totals	11	11	11	11	11	11	10	7	390

200 Metres

Helsinki 1983

Final (Aug 14) (1.5)

1,	Marita Koch	GDR	22.13
2,	Merlene Ottey	JAM	22.19
3,	Kathy Cook	GBR	22.37
4,	Florence Griffith	USA	22.46
5,	Grace Jackson	JAM	22.63
6,	Aneliya Nuneva	BUL	22.68
7,	Angela Bailey	CAN	22.93
8,	Ewa Kasprzyk	POL	23.03

An early-season injury had led Marita Koch to contest the sprints in 1983 rather than her usual 400m, where she was the Olympic Champion. She was also regarded as the world's best half-lap runner, but was given a close race by Ottey, who had been unbeaten all year.

Koch (lane 6) had Ottey (lane 7) in her sights in the final and led by a metre as the start of the finishing straight. The GDR runner held this advantage until the final 50m, when Ottey inched closer, but Koch held on for victory. On the other side of the track, Cook edged ahead of Griffith for the bronze.

First round (First 4 & 8 fastest to second round) (Aug 12)

Heat 1: (0.0) 1, Baptiste 23.34; 2, Koch 23.59; 3, Gaschet 23.60; 4, De Vega 24.45; 5, Félicité Bada BEN 26.98; 6, Marjorie Gentle BIZ 27.90; 7, Annah Mathunjwa SWZ 29.38

Heat 2: (1.3) 1, Griffith 23.05; 2, Cazier 23.55; 3, Bailey 23.93; 4, Charles 24.11; 5, Koumba Kante GUI 27.86; 6, Rose King IVB 28.50; Amie Ndow GAM DQ

Heat 3: (2.5) 1, Cook 23.20w; 2, Masullo 23.37; 3, Georgieva 23.53; 4, Sokolová 23.82; 5, Ubah 24.12; 6, Grun 24.84; 7, Sandra Liburd SKN 26.13; 8, Cornelia Baptiste LCA 26.29

Heat 4: (-0.7) 1, Jackson 23.09; 2, Kasprzyk 23.21; 3, Nuneva 23.31; 4, Thimm 23.56; 5, Whittaker 23.63; 6, Mo 24.63; 7, Farrell 25.52; 8, Florence Gaza SOL 30.43

Heat 5: (-1.9) 1, Ottey 23.23; 2, Olkhovnikova 23.65; 3, Marjamaa 23.82; 4, Rasmussen 23.84; 5, Möller 23.99; 6, Buala 25.59; 7, Judith Nimpaye BDI 30.25

Heat 6: (1.9) 1, Givens 23.01; 2, Vinogradova 23.37; 3, Boyd 23.38; 4, Davis 23.57; 5, Mensah 24.91; 6, Marisol García NCA 25.92; 7, Marie-Ange Wirtz SEY 26.13

Second round (First 4 & 4 fastest to semi-finals) (Aug 12)

Heat 1: (1.3) 1, Jackson 23.06; 2, Nuneva 23.22; 3, Boyd 23.28; 4, Olkhovnikova 23.48; 5, Dorthe A. Rasmussen DEN 23.61; 6, Ute Thimm FRG 23.68; 7, Lydia de Vega PHI 24.16; Mary Mensah GHA DNS

Heat 2: (1.4) 1, Cook 22.78; 2, Kasprzyk 22.93; 3, Marjamaa 23.11; 4, Georgieva 23.14; 5, Marie-Christine Cazier FRA 23.30; 6, Stepánka Sokolová TCH 23.75; 7, Margarita Grun URU 24.59; 8, Mo Myong-Hee KOR 24.74

Heat 3: (-0.3) 1, Ottey 22.38; 2, Griffith 22.55; 3, Bailey 23.25; 4, Masullo 23.58; 5, Sandra Whittaker GBR 23.58; 6, Pauline Davis BAH 23.64; 7, Rufina Ubah NGR 24.72; Evelyne Farrell AHO DNS

Heat 4: (1.2) 1, Koch 23.03; 2, Baptiste 23.29; 3, Gaschet 23.38; 4, Givens 23.43; 5, Lena Möller SWE 23.56; 6, Yelena Vinogradova URS 23.60; 7, Ruperta Charles ANT 24.09; Elanga Buala PNG DNS

Semi-finals (First 4 to final) (Aug 13)

Heat 1: (2.1) 1, Griffith 22.41w; 2, Cook 22.57; 3, Nuneva 22.62; 4, Jackson 22.76; 5, Helinä Marjamaa FIN 22.86; 6, Denise Boyd AUS 23.26; 7, Marisa Masullo ITA 23.36; 8, Irina Olkhovnikova URS 23.38

Heat 2: (0.8) 1, Koch 22.67; 2, Ottey 22.68; 3, Bailey 22.82; 4, Kasprzyk 23.02; 5, Joan Baptiste GBR 23.24; 6, Nadezhda Georgieva BUL 23.26; 7, Randy Givens USA 23.34; 8, Liliane Gaschet FRA 23.37

Rome 1987

Final (Sep 3) (1.2)

1,	Silke Gladisch	GDR	21.74
2,	Florence Griffith	USA	21.96
3,	Merlene Ottey	JAM	22.06
4,	Pam Marshall	USA	22.18
5,	Gwen Torrence	USA	22.40
6,	Mary Onyali	NGR	22.52
7,	Ewa Kasprzyk	POL	22.52
8,	Nadezhda Georgieva	BUL	22.55

After her 100m win, Gladisch was a solid favourite. However, the centre of attention was Florence Griffith, who had placed fourth in Helsinki. In 27° heat and 73% humidity, the 27 year-old American won her heat and semi in a skin-tight bodysuit complete with hood. Griffith's running was also notable, for she clocked the fastest semi-final time and looked as if she might possibly spoil the chances of a GDR sprint double.

In the final, Gladisch was drawn in lane 3 with Ottey and Griffith directly outside her. An 11.09 100m bend by the GDR runner gave her a big advantage at halfway. Only Griffith – now in conventional garb – was able to gain ground on Gladisch in the straight. In the process, she cracked 22 seconds and overhauled Ottey, who therefore collected her second Rome bronze medal.

The winning time was just 0.03 slower than the world record shared by Marita Koch and Heike Drechsler, and the winner was coached by the same man as Koch: Wolfgang Meier.

First round (First 3 & 4 fastest to semi-finals) (Sep 1)

Heat 1: (-3.4) 1, Gladisch 22.44; 2, Torrence 22.61; 3, Bailey 22.94; 4, Ogunkoya 23.12; 5, Natalya German URS 23.26; 6, Zoila Stewart CRC 24.75; 7, Jabou Jawo GAM 25.50; 8, Elizabeth Arteaga BOL 26.11

Heat 2: (-0.6) 1, Georgieva 22.77; 2, Marshall 22.84; 3, Ikaunietse 22.98; 4, Sarvari 23.02; 5, Morgenstern 23.04; 6, Claudia Acerenza URU 24.24; 7, Sheila Vyapoury MRI 25.32; 8, Ahmed Hana Aly PRY 29.00

Heat 3: (-2.6) 1, Onyali 22.87; 2, Kasprzyk 22.98; 3, Davis 23.08; 4, Cazier 23.12; 5, Silke Knoll FRG 23.40; 6, Aminata Diarra MLI 26.46; 7, Denise Oubangui CAF 28.37; Blanca Lacambra ESP DNS

Heat 4: (-0.6) 1, Griffith 22.56; 2, Azarashvili 22.94; 3, Ottey 23.19; 4, Ingrid Verbruggen BEL 23.77; 5, Amparo Caicedo COL 24.30; 6, Guilhermina Cruz ANG 25.74; Angella Issajenko CAN DNS

Semi-finals (First 4 to final) (Sep 3)

Heat 1: (-1.0) 1, Ottey 22.43; 2, Gladisch 22.54; 3, Marshall 22.67; 4, Georgieva 22.72; 5, Pauline Davis BAH 22.89; 6, Angela Bailey CAN 22.97; 7, Vineta Ikaunietse URS 23.25; 8, Falilat Ogunkoya NGR 23.71

Heat 2: (-1.9) 1, Griffith 22.38; 2, Onyali 22.54; 3, Kasprzyk 22.60; 4, Torrence 22.61; 5, Marie-Christine Cazier FRA 22.89; 6, Maya Azarashvili URS 22.91; 7, Ulrike Sarvari FRG 23.04; 8, Heike Morgenstern GDR 23.06

Tokyo 1991

Final (Aug 30) (-2.4)

			Halves	
1,	Katrin Krabbe	GER	22.09	11.07/11.02
2,	Gwen Torrence	USA	22.16	11.30/10.86
3,	Merlene Ottey	JAM	22.21	11.17/11.04
4,	Irina Privalova	URS	22.28	11.25/11.03
5,	Galina Malchugina	URS	22.66	11.50/11.16
6,	Dannette Young	USA	22.87	11.48/11.39
7,	Pauline Davis	BAH	22.90	11.67/11.23
8,	Yelena Vinogradova	URS	23.10	11.60/11.50

The order of the Tokyo 100m final was repeated, meaning that Krabbe had won a sprint double while Ottey was left with her fifth world championship bronze – and her first 200m defeat since May 1989.

The race followed the same pattern as the 100m. Krabbe got the best start (11.07 at halfway), then surged clear. Ottey chased in vain before losing the silver to Torrence. The American was easily the quickest in the second half of the race. The final took place in pouring rain.

First round (First 4 & 4 fastest to second round) (Aug 29)

Heat 1: (-0.5) 1, Torrence 23.09; 2, Jean-Charles 23.13; 3, Davis 23.31; 4, Wang 23.72; 5, Govindasamy 24.09; 6, Rosanna Browne AIA 24.80; 7, Deirdre Caruana MLT 25.39; Mary Estelle Kapalu VAN DNS

Heat 2: (-0.8) 1, Ottey 23.25; 2, Malchugina 23.44; 3, Duporty CUB 23.71; 4, Ouiminga 25.32; 5, Vaciseva Tavaga FIJ 25.48; 6, Denise Oubangui CAF 26.03; 7, Juliana Nzang Obiang GEQ 28.17

Heat 3: (-0.3) 1, Jones 23.32; 2, Privalova 23.39; 3, Pina 23.83; 4, Jacobs 23.87; 5, Kozáry 23.99; 6, Jane Thondjee MRI 25.46; 7, Jatamsuren Otgonchines MGL 25.48; 8, Feroza Khatton BAN 26.14

Heat 4: (-0.3) 1, Young 22.77; 2, Vinogradova 22.93; 3, Knoll 23.09; 4, Nestoret 23.39; 5, Masullo 23.75; 6, Claudia Acerenza URU 24.66; 7, Mpoka Mokosi COD 27.21; 8, Fathimath Fezleen MDV 28.30

Heat 5: (-0.1) 1, Hanhijoki 23.12; 2, Stoute 23.18; 3, Krabbe 23.23; 4, Kolodni 24.22; 5, Dube 24.22; 6, Olga Conte ARG 24.97; 7, Aminata Konate GUI 25.12

Second round (First 4 & 4 fastest to semi-finals) (Aug 29)

Heat 1: (-0.4) 1, Krabbe 22.46; 2, Young 22.49; 3, Malchugina 22.49; 4, Jean-Charles 23.23; 5, Kolodni 23.61; 6, Mariama Ouiminga BUR 25.23; Jennifer Stoute GBR DNF; Gailey Dube ZIM DNS

Heat 2: (1.4) 1, Torrence 22.52; 2, Davis 22.82; 3, Vinogradova 22.82; 4, Hanhijoki 23.17; 5, Jacobs 23.37; 6, Duporty 23.46; 7, Wang Hwei-Chen TPE 23.63; 8, Shanti Govindasamy MAS 24.19

Heat 3: (0.3) 1, Ottey 22.64; 2, Privalova 22.89; 3, Knoll 22.97; 4, Jones 23.03; 5, Nestoret 23.46; 6, Marisa Masullo ITA 23.70; 7, Claudette Piña BRA 23.80; 8, Agnes Kozáry HUN 23.99

Semi-finals (First 4 to final)

Heat 1: (-3.4) 1, Krabbe 22.30; 2, Young 22.69; 3, Davis 22.80; 4, Vinogradova 22.83; 5, Esther Jones USA 23.22; 6, Julia Duporty CUB 23.58; 7, Valérie Jean-Charles FRA 23.64; 8, Simone Jacobs GBR 23.72

Heat 2: (-5.1) 1, Torrence 22.58; 2, Ottey 22.59; 3, Privalova 22.70; 4, Malchugina 22.92; 5, Silke Knoll GER 23.49; 6, Maguy Nestoret FRA 23.79; 7, Sisko Hanhijoki FIN 24.12; 8, Orit Kolodni ISR 24.27

Stuttgart 1993

Final (Aug 19) (0.0)

1,	Merlene Ottey	JAM	21.98	11.15/10.83
2,	Gwen Torrence	USA	22.00	11.20/10.72
3,	Irina Privalova	RUS	22.13	11.30/10.83
4,	Marie-José Pérec	FRA	22.20	11.33/10.87
5,	Mary Onyali	NGR	22.32	11.36/10.96
6,	Natalya Voronova	RUS	22.50	11.33/11.17
7,	Galina Malchugina	RUS	22.50	11.48/11.02
8,	Dannette Young	USA	23.04	11.88/11.16

On her eighth attempt, Merlene Ottey at last won an individual world outdoor gold medal. After coming off the bend a metre or so up on Olympic Champion Torrence, the Jamaican seemed to be heading for a comfortable victory. But just as she had in Tokyo, Torrence produced a fearsome finish. Ottey, meanwhile, lost her form 10m before the line and began to overstride. The American ran the final 50m in 5.56 compared with Ottey's 5.65, but fell short by two hundredths. Even so, a replay was required to confirm the Jamaican's win.

"I finally got it," said the woman who won a bronze medal at the 1980 Moscow Olympic Games. "After 13 years of waiting I have the gold."

First round (First 4 & 4 fastest to second round) (Aug 17)

Heat 1: (0.1) 1, Ottey 23.39; 2, Merry 23.49; 3, Steyn 23.80; 4, Burtasenkova 23.94; 5, Lusia Puleanga TGA 26.40; 6, Ruth Mangué GEQ 28.89; Lydia De Vega PHI DNS

Heat 2: (-0.7) 1, Malchugina 22.94; 2, Freeman 23.28; 3, Vorster 23.43; 4, Bowen 23.66; 5, Joseph 24.29; 6, Deirdre Caruana MLT 25.96; 7, Nguyen Thi Tuyet Mai VIE 26.55

Heat 3: (-1.0) 1, Knoll 23.21; 2, Tröger 23.66; 3, Hernesniemi 23.69; 4, Nkoma 23.97; 5, Guilhermina da Cruz ANG 25.16; 6, Natalie Martindale STV 26.77; Melinda Gainsford AUS DNS

Heat 4: (-0.4) 1, Jardim 23.45; 2, Voronova 23.45; 3, Torrence 23.46; 4, Poelman 23.53; 5, Stoute 23.83; 6, Mirna El-Laz LIB 26.97; 7, Aminath Nasheeda MDV 30.24

Heat 5: (0.2) 1, Pérec 23.04; 2, Duhany 23.29; 3, Young 23.43; 4, Mensah 23.67; 5, Samuel 24.01; 6, Rita Pattipeilohy INA 25.59; Mpoka Mokosi COD DNS

Heat 6: (-0.4) 1, Onyali 23.21; 2, Pendareva 23.39; 3, Finn 23.83; 4, Davis 24.10; 5, Kyriakou 24.47; 6, Oumou Sow GUI 25.81; 7, Melvina Wulah LBR 26.11; 8, Shabana Akhtar PAK 26.39

Heat 7: (0.2) 1, Wang 23.30; 2, Privalova 23.39; 3, De Klerk 23.43; 4, Azarashvili 23.68; 5, Kaltouma Nadjina CHA 26.15; 6, Lasnet Nkouka CGO 26.64; Zhanna Tarnopolskaya UKR DNS

Second round (First 4 to semi-finals) (Aug 17)

Heat 1: (0.9) 1, Onyali 22.74; 2, Privalova 22.80; 3, Davis 23.01; 4, Finn 23.24; 5, Wang Hwei-Chen TPE 23.32; 6, Katharine Merry GBR 23.46; 7, Yolanda Steyn RSA 23.60; 8, Heather Samuel ANT 24.32

Heat 2: (-0.2) 1, Ottey 22.81; 2, De Klerk 22.88; 3, Voronova 22.94; 4, Knoll 23.04; 5, Sabine Tröger AUT 23.17; 6, Sanna Hernesniemi FIN 23.24; 7, Georgette Nkoma CMR 23.66; 8, Jenny Stoute GBR 23.95

Heat 3: (0.4) 1, Pérec 22.73; 2, Torrence 22.87; 3, Vorster 22.94; 4, Duhany 23.11; 5, Lucrécia Jardim POR 23.16; 6, Stacey Bowen CAN 23.62; 7, Yana Burtasenkova MDA 23.99; 8, Hermin Joseph DMA 24.13

Heat 4: (-0.9) 1, Malchugina 22.51; 2, Freeman 22.80; 3, Young 22.92; 4,

Pendareva 23.07; 5, Maya Azarashvili GEO 23.33; 6, Jacqueline Poelman NED 23.64; 7, Philomina Mensah GHA 24.05; Dora Kyriakou CYP DNS

Semi-finals (First 4 to final) (Aug 19)

Heat 1: (-0.5) 1, Torrence 22.20; 2, Privalova 22.20; 3, Voronova 22.35; 4, Pérec 22.49; 5, Cathy Freeman AUS 22.58; 6, Elinda Vorster RSA 22.83; 7, Dahlia Duhanev JAM 22.97; 8, Petya Pendareva BUL 23.06

Heat 2: (0.2) 1, Ottey 22.12; 2, Malchugina 22.22; 3, Onyali 22.35; 4, Young 22.51; 5, Evette de Klerk RSA 22.76; 6, Pauline Davis BAH 22.94; 7, Silke Knoll GER 23.07; 8, Michelle Finn USA 23.26

Gothenburg 1995

Final (Aug 10) (-2.2)

1,	Merlene Ottey	JAM	22.12
2,	Irina Privalova	RUS	22.12
3,	Galina Malchugina	RUS	22.37
4,	Melanie Paschke	GER	22.60
5,	Silke Knoll	GER	22.66
6,	Mary Onyali	NGR	22.71
7,	Marina Trandenkova	RUS	22.84
	Gwen Torrence	USA	DQ (r163.3) (21.77)

After winning the 100m, Torrence was expected to do the same in the 200m, traditionally her better event. Few, however, felt she would win so impressively as she did in the final. Ottey and Privalova never troubled the American, who was four metres up at the finish. Her time was 21.77, sensational running into a wind of 2.2.

The winner revealed that her spikes had been stolen before the race, forcing her to wear a substitute pair which were too big. As she was explaining this story and her reaction to the race to media in the mixed zone, there came some shocking news on the scoreboard. The result showed Ottey as the winner from Privalova, with Torrence at the bottom of the list, disqualified.

The reason was soon made clear; she was seen to step on the inside line of her lane on the bend. The rules say automatic disqualification in such cases, because the athlete would have gained an advantage by running less distance. There was general sympathy for Torrence as it was obvious that she could have won the race comfortably even without the transgression. Few felt the error could have been intentional.

"The line was the last thing I was thinking of," said Torrence. "I'm not going to let this ruin my 100m gold. I had clearly beaten the others; I know that deep in my heart. I don't believe anyone can enjoy the medals knowing they were not winning for real."

Ottey said: "I don't care how – mine is the gold. But I still think Gwen is in fantastic shape. Don't forget she was running 21.77 with a 2-plus headwind. She can beat the world record any day." Ottey's gold was her fifth successive world 200m medal.

The overhead cameras showed five of Torrence's steps were on the line and the appeal against her disqualification was unanimously rejected. It was one of 22 lane violations which resulted in disqualifications in Gothenburg. There were also 33 other disqualifications, 15 in the walks, 13 for trailing legs in hurdles, five for relay zones and one false start. The 1995 total of 55 disqualifications was more than at any previous World Championships.

First round (First 2 & 6 fastest to semi-finals) (Aug 10)

Heat 1: (0.7) 1, Ottey 22.55; 2, Trandenkova 22.69; 3, Guidry 22.71; 4, Erika Suchovská TCH 23.13; 5, Viktoriya Fomenko UKR 23.18; 6, Heather Samuel ANT 23.64; 7, Wang Huei-Chen TPE 23.77

Heat 2: (-0.2) 1, Onyali 22.59; 2, Mondie-Milner 22.90; 3, Freeman 22.90; 4, Zhanna Pintusevich UKR 23.30; 5, Patricia Rodríguez COL 23.67; 6, Nora Ivanova BUL 23.98; 7, Kaltouma Nadjina CHA 24.57; Susanthika Jayasinghe SRI DQ (r163.3)

Heat 3: (-0.5) 1, Privalova 22.23; 2, Knoll 22.46; 3, Thomas 22.95; 4, Pendareva 22.96; 5, Savatheda Fynes BAH 23.01; 6, Maguy Nestoret FRA 23.16; Heide Seyerling RSA DQ (r163.3)

Heat 4: (0.0) 1, Malchugina 22.46; 2, Gainsford 22.71; 3, Silke Lichtenhagen GER 23.19; 4, Sanna Hernesniemi FIN 23.20; 5, Natalya Vinogradova BLR 23.33; 6, Debbie Ferguson BAH 23.33; 7, Dora Kyriakou CYP 23.77; 8, Marcela Tiscornia URU 24.39

Heat 5: (0.7) 1, Torrence 22.61; 2, McDonald 22.74; 3, Paschke 22.81; 4, Georgieva 22.95; 5, Katerina Koffa GRE 23.16; 6, Maya Azarashvili GEO 23.18; 7, Damayanthi Darsha SRI 23.45

Semi-finals (First 4 to final) (Aug 10)

Heat 1: (2.3) 1, Privalova 22.18w; 2, Torrence 22.25; 3, Onyali 22.58; 4, Paschke 22.60; 5, Melinda Gainsford AUS 22.61; 6, Beverly McDonald JAM 22.91; 7, Petya Pendareva BUL 22.92; 8, Paula Thomas GBR 23.03

Heat 2: (-0.7) 1, Ottey 22.25; 2, Malchugina 22.45; 3, Knoll 22.57; 4, Trandenkova 22.71; 5, Cathy Freeman AUS 22.82; 6, Carlette Guidry USA 22.91; 7, Zlatka Georgieva BUL 22.98; 8, Celena Mondie-Milner USA 23.33

Athens 1997

Final (Aug 8) (-0.7)

1,	Zhanna Pintusevich	UKR	22.32	11.16/11.16
2,	Susanthika Jayasinghe	SRI	22.39	11.25/11.14
3,	Merlene Ottey	JAM	22.40	11.14/11.26
4,	Yekaterina Leshchova	RUS	22.50	11.46/11.04
5,	Inger Miller	USA	22.52	11.26/11.26
6,	Marina Trandenkova	RUS	22.65	11.53/11.12
7,	Melinda Gainsford-Taylor	AUS	22.73	11.45/11.28
8,	Sylviane Félix	FRA	22.81	11.73/11.08

Ottey's record in this event at the World Championships had been extraordinary: second in 1983, third in 1987 and 1991, winner in 1993 and 1995. Sweeping into the straight (11.14 at 100) with a narrow lead over Pintusevich (11.16) and a metre clear at 150 she looked set to retain the title, but lost training through illness took its toll and she faded to third. Nevertheless, in beaming the oldest ever women's medallist she brought her World Championships medal tally to a record 14, the next best being ten by Carl Lewis.

Pintusevich, a revelation at this distance in 1997, made up for her disappointment in the 100m by taking the gold medal in 22.32, her best time at sea level, but a bigger surprise was the identity of the runner-up. Jayasinghe, who had never run faster than 22.95 before Athens, raised eyebrows with an Asian record of 22.44 in the first round and improved again to 22.33 behind Ottey in her semi. In the final she ran almost as quickly to become the first Sri Lankan to take a global medal since Duncan White was second for Ceylon in the 1948 Olympic 400m hurdles. That fleeting Asian record of 22.44 was tied by China's Li Xuemei in a later heat but she failed to survive the second round. Olympic Champion Pérec withdrew from her semi after pulling a muscle warming up.

First Round (First 4 & 4 fastest to second round) (Aug 6)

Heat 1: (0.0) 1, Pintusevich 22.85; 2, Feagin 22.99; 3, Paschke 23.10; 4, Hewitt 23.18; 5, Merry 23.20; 6, Melissa Straker BAR 23.45; 7, Ameerah Bello ISV 24.31

Heat 2: (0.0) 1, Gainsford-Taylor 22.76; 2, Frazer 22.91; 3, Jacobs 23.23; 4, Ghosh 23.58; 5, Aida Diop SEN 23.71; 6, Danielle Perpoli ITA 23.96; Nadjina Kaltouma CHA DNS

Heat 3: (-1.4) 1, Pérec 22.87; 2, Trandenkova 22.94; 3, Koffa 22.97; 4, Yan 23.11; 5, Palacios 23.15; 6, Natalya Safronnikova BLR 23.66; 7, Svetlana Bodritskaya KAZ 23.96

Heat 4: (1.8) 1, Jayasinghe 22.44; 2, Leshchova 22.47; 3, Ottey 22.47; 4, Félix 22.71; 5, Pendareva 23.02; 6, Gabi Rockmeier GER 23.22; 7, Patricia Rodríguez COL 23.45; 8, Vernetta Lesforis LCA 24.27

Heat 5: (-2.0) 1, Cuthbert 23.08; 2, Davis 23.26; 3, Taplin 23.28; 4, Benth 23.33; 5, Marina Filipovic YUG 23.54; 6, Heather Samuel ANT 23.93; 7, Sittina Djabiri COM 30.88; Natalya Voronova RUS DNF

Heat 6: (-0.8) 1, Miller 22.55; 2, Liu 22.99; 3, Campbell 23.00; 4, Jardim 23.04; 5, Hernesniemi 23.17; 6, Monika Gachevska BUL 23.55; 7, Dora Kyriakou CYP 24.08; 8, Laure Kuetey BEN 25.15

Heat 7: (1.8) 1, Li 22.44; 2, Benesova 22.76; 3, Sturupp 22.77; 4, Bikar 22.81; 5, Ladonna Antoine CAN 23.86; 6, Georgette Nkoma CMR 24.53; 7, Rossa Maira PNG 25.02; 8, Fanta Dao MLI 25.35

Second round (First 3 & 4 fastest to semi-finals) (Aug 6)

Heat 1: (-2.4) 1, Ottey 22.65; 2, Leshchova 22.91; 3, Koffa 23.05; 4, Li Xuemei CHN 23.06; 5, Lucrécia Jardim POR 23.16; 6, Hana Benesova CZE 23.34; 7, Lauren Hewitt AUS 23.53; 8, Katharine Merry GBR 23.98

Heat 2: (0.3) 1, Jayasinghe 22.47; 2, Trandenkova 22.63; 3, Cuthbert 22.83; 4, Yan Jiankui CHN 22.97; 5, Cheryl Taplin USA 23.07; 6, Chandra Sturupp BAH 23.07; 7, Katia Benth FRA 23.20; 8, Simmone Jacobs GBR 23.49

Heat 3: (-3.1) 1, Pérec 22.69; 2, Miller 22.85; 3, Frazer 22.92; 4, Pauline Davis BAH 23.13; 5, Melanie Paschke GER 23.22; 6, Felipa Palacios COL 23.34; 7, Alenka Bikar SLO 23.43; 8, Sanna Hernesniemi FIN 23.52

Heat 4: (0.0) 1, Gainsford-Taylor 22.45; 2, Félix 22.56; 3, Pintusevich 22.56; 4, Campbell 22.75; 5, Feagin 22.81; 6, Pendareva 22.90; 7, Liu 22.95; 8, Shanta Ghosh GER 23.62

Semi-finals (First 4 to final) (Aug 7)

Heat 1: (-2.3) 1, Miller 22.59; 2, Pintusevich 22.65; 3, Trandenkova 22.69; 4, Gainsford-Taylor 22.70; 5, Merlene Ottey JAM 22.81; 6, Juliet Campbell JAM 22.94; 7, Liu Xiaomei CHN 23.03; Marie-José Pérec FRA DNS

Heat 2: (0.2) 1, Ottey 22.26; 2, Jayasinghe 22.33; 3, Félix 22.57; 4, Leshchova 22.59; 5, Katerina Koffa GRE 22.70; 6, Zundra Feagin USA 22.92; 7, Juliet Cuthbert JAM 23.03; Petya Pendareva BUL DNS

Seville 1999

Final (Aug 27) (0.6)

1,	Inger Miller	USA	21.77	11.10/10.67
2,	Beverly McDonald	JAM	22.22	11.28/10.94
=3,	Merlene Frazer	JAM	22.26	11.26/11.00
	Andrea Philipp	GER	22.26	11.26/11.00
5,	Debbie Ferguson	BAH	22.28	11.17/11.11
6,	Fatima Yusuf	NGR	22.42	11.37/11.05
7,	Lauren Hewitt	AUS	22.53	11.42/11.11
8,	Juliet Campbell	JAM	22.64	11.50/11.14

A shadow was cast over the event when Jones, an odds-on favourite to complete a sprint double, suffered a spasm in her back during her semi-final, collapsed and was stretchered off the track. There had been an earlier setback when defending champion Pintusevich-Block failed to start in her quarter-final, while Merlene Ottey, a medallist at this distance at all six previous editions of the World Championships and still a contender, withdrew after a positive doping test for nandrolone was revealed. Despite all that, the final produced a worthy champion in Miller, who after moving to eighth on the world all-time list over 100m with 10.79 became the 11th swiftest ever at 200m as she improved from 22.10 to 21.77 and won by the biggest margin in a global 200 since Fanny Blankers-Koen at the 1948 Olympics. She ran the first 100m in 11.10, the second in 10.67.

McDonald, drawn in lane 8 but finishing in lane 9, clocked a personal best of 22.22 for silver with Frazer and Philipp dead-heating for the bronze.

First round (First 4 & 4 fastest to second round) (Aug 24)

Heat 1: (0.4) 1, Van Heer 22.67; 2, Philipp 22.73; 3, Sturup 23.18; 4, Kóffa 23.25; 5, Maduaka 23.27; 6, Hana Benesová CZE 23.84

Heat 2: (-0.1) 1, McDonald 22.52; 2, Hurtis 22.69; 3, Perry 22.97; 4, Gevaert 23.21; 5, Mani 23.37; 6, Heide Seyerling RSA 23.59; 7, Lineo Shoai LES 25.70

Heat 3: (-0.4) 1, Miller 22.92; 2, Trandenkova 23.04; 3, Campbell 23.07; 4, de Moura 23.34; 5, Aida Diop SEN 23.38; 6, Louise Ayetotche CIV 23.54; 7, Julia Alba ESP 23.73

Heat 4: (-0.3) 1, Frazer 22.80; 2, Hewitt 22.88; 3, Bikar 22.98; 4, Möller 23.16; 5, Pintusevich-Block 23.19; Irina Privalova RUS DNS

Heat 5: (0.2) 1, Ferguson 22.68; 2, Safronnikova 22.85; 3, Goncharenko 22.89; 4, Peris-Kneebone 22.93; 5, Mulrain 23.07; 6, Ciara Sheehy IRL 23.54; 7, Marcia Daniel DMA 24.48

Heat 6: (0.5) 1, Jones 22.69; 2, Yusuf 22.72; 3, Levorato 22.91; 4, Palacios 23.20; 5, Darsha Damayanthi SRI 23.57; 6, M'Mah Touré GUI 26.35; Heather Samuel ANT DNS

Heat 7: (-0.7) 1, Nku 22.84; 2, Radecka 23.01; 3, Hartman 23.27; 4, Bloomfield 23.31; 5, Sanna Kyllönen FIN 23.43; 6, Lyubov Perepelova UZB 23.74; Savatheda Fynes BAH DNS

Second round (First 4 to semi-finals) (Aug 24)

Heat 1: (0.0) 1, Jones 22.45; 2, Frazer 22.48; 3, Hewitt 22.73; 4, Sturup 22.84; 5, Sabrina Mulrain GER 22.90; 6, Zuzanna Radecka POL 22.96; 7, Lucimar de Moura BRA 23.14; 8, Wendy Hartman RSA 23.28

Heat 2: (1.1) 1, McDonald 22.26; 2, Yusuf 22.28; 3, Hurtis 22.31; 4, Levorato 22.60; 5, Nanceen Perry USA 22.61; 6, Esther Möller GER 22.85; 7, Myriam Mani CMR 23.14; 8, Kim Gevaert BEL 23.16

Heat 3: (-0.1) 1, Miller 22.49; 2, Goncharenko 22.77; 3, Philipp 22.81; 4, Van Heer 22.89; 5, Katerina Kóffa GRE 23.28; 6, Joice Maduaka GBR 23.33; 7, Felipa Palacios COL 23.46; Alenka Bikar SLO DNS

Heat 4: (0.6) 1, Ferguson 22.53; 2, Campbell 22.69; 3, Safronnikova 22.74; 4, Peris-Kneebone 22.76; 5, Marina Trandenkova RUS 22.82; 6, Mercy Nku NGR 22.83; 7, Christine Bloomfield GBR 23.35; Zhanna Pintusevich-Block UKR DNS

Semi-finals (First 4 to final) (Aug 25)

Heat 1: (1.8) 1, Miller 22.17; 2, Philipp 22.25; 3, McDonald 22.26; 4, Yusuf 22.44; 5, Muriel Hurtis FRA 22.52; 6, Svetlana Goncharenko RUS 22.68; 7, Manuela Levorato ITA 22.70; 8, Nova Peris-Kneebone AUS 22.74

Heat 2: (0.5) 1, Frazer 22.18; 2, Ferguson 22.34; 3, Campbell 22.50; 4, Hewitt 22.54; 5, Tania Van Heer AUS 22.57; 6, Chandra Sturup BAH 22.75; 7, Natalya Safronnikova BLR 23.16; Marion Jones USA DNF

Marion Jones	USA	DQ (r40.8)	10.9/11.5
		(22.39)	
Kelli White	USA	DQ (r40.8)	11.2/11.4
		(22.56)	

Marion Jones finally won a world 200m title, but was not as convincing as had been expected before the championships. After the semis it looked as if Ferguson might just upset Jones as Zhanna Pintusevich-Block had in the 100m. Off the bend the Bahamaian was within striking distance, but Jones stayed in front and instead it was Ferguson who came under pressure from White, who had the fastest finish of all.

First White then Jones were retroactively disqualified after each admitted doping violations going back to 2000.

First Round (First 4 & 4 fastest to semi-finals) (Aug 8)

Heat 1: (0.2) 1, Darsha 22.88; 2, Rockmeier 23.01; 3, Gevaert 23.10; 4, Khabarova 23.25; 5, Safronnikova 23.30; 6, Liliana Allen MEX 23.32; 7, Aleen Bailey JAM 23.70; 8, Kaitinano Mvemweata KRI 28.76

Heat 2: (0.8) 1, McDonald 22.73; 2, Diop 22.91; 3, Hewitt 23.07; 4, LaDonna Antoine CAN 23.76; 5, Gabriela Patterson CRC 24.37; 6, Ann Mooney PNG 25.34; Susanthika Jayasinghe SRI DQ (r163.3); White DQ (r40.8) (22.65)

Heat 3: (0.3) 1, Ferguson 23.00; 2, Reilly 23.02; 3, Ayétotché 23.15; 4, Lyubov Perepelova UZB 24.03; 5, Karin Mayr AUT 24.38; 6, Ekundayo Williams SLE 25.35; Jones DQ (r40.8) (22.70); Yekaterina Leshchova RUS DQ (r40.1) (24.06)

Heat 4: (-0.7) 1, Jenkins 22.82; 2, Mani 22.82; 3, Onyali 22.87; 4, Manninen 22.93; 5, Rockmeier 22.95; 6, Dia 23.07; Valma Bass SKN & Kaltouma Nadjina CHA DNS

Heat 5: (1.2) 1, Mothersill 22.54; 2, Campbell 22.88; 3, Bikar 22.93; 4, Miller 22.98; 5, Levorato 23.23; 6, Felipa Palacios COL 23.40; 7, Natasha Mayers VIN 24.91; 8, Marcia Daniel DMA 25.04

Semi-Finals (First 2 & 2 fastest to final) (Aug 9)

Heat 1: (0.3) 1, Campbell 22.68; 2, Damayanthi Darsha SRI 22.88; 3, Birgit Rockmeier GER 22.97; 4, Johanna Manninen FIN 23.11; 5, Manuela Levorato ITA 23.13; 6, Fabé Dia FRA 23.14; 7, Kim Gevaert BEL 23.29; Jones DQ (r40.8) (22.40)

Heat 2: (-0.1) 1, Mani 22.59; 2, Jenkins 22.63; 3, Mothersill 22.63; 4, Bikar 22.76; 5, Aida Diop SEN 22.94; 6, Natalya Safronnikova BLR 23.02; 7, Lauren Hewitt AUS 23.05; 8, Louise Ayétotché CIV 23.47

Heat 3: (-0.3) 1, Ferguson 22.39; 2, Mary Onyali NGR 22.80; 3, Inger Miller USA 22.82; 4, Beverly McDonald JAM 22.84; 5, Sarah Reilly IRL 23.24; 6, Irina Khabarova RUS 23.43; Gabi Rockmeier GER DNF; White DQ (r40.8) (22.54)

Paris 2003

Final (Aug 28) (-0.3)

1,	Anastasiya Kapachinskaya	RUS	22.38
2,	Torri Edwards	USA	22.47
3,	Muriel Hurtis	FRA	22.59
4,	Zhanna Block	UKR	22.92
5,	Beverly McDonald	JAM	22.95
6,	Natalya Safronnikova	BLR	22.98
7,	Anzhela Kravchenko	UKR	23.00
	Kelli White	USA	DQ (r40.1) (22.05)

White was a commanding winner of the final in 22.05, but this was to count for nothing when it emerged that she had failed a doping control test in Paris and had indeed been committing doping offences since 2000 (see report of the Paris women's 100m). The gold reverted to Kapachinskaya, who had made up three places in the finishing straight. Edwards was named as silver medallist with Hurtis (originally a distraught fourth) taking the bronze.

Unfortunately, it must be noted that both Kapachinskaya and Edwards committed doping violations in early 2004, and each began serving bans of two years.

First round (First 4 & 8 fastest to second round) (Aug 26)

Heat 1: (-0.6) 1, Block 23.13; 2, Félix 23.29; 3, Manninen 23.43; 4, Felix 23.46; 5, Diaz 23.47; 6, Virgil Hodge SKN 24.17; 7, Yana Kolpakova AZE 27.74

Heat 2: (0.3) 1, Hurtis 22.51; 2, Anim 23.08; 3, Goncharenko 23.18; 4, Ferguson 23.18; 5, Cripps 23.29; 6, Murrillo 23.48; 7, Thi Huong Vu VIE 24.63

Heat 3: (0.2) 1, Maydanova 23.03; 2, McDonald 23.11; 3, Mayr-Krifka 23.25; 4, Oyepitan 23.30; 5, Valma Bass ISV 24.16; 6, Mae Koime PNG 26.03; White DQ (r40.1) (22.97)

Heat 4: (-0.7) 1, Kravchenko 22.78; 2, Edwards 22.83; 3, Gevaert 22.92; 4, Maduaka 23.11; 5, Safronnikova 23.20; 6, Feraez 23.85; 7, Karla Hernández ESA 25.97

Heat 5: (-0.4) 1, Kapachinskaya 22.90; 2, Bailey 22.98; 3, Nku 23.17; 4, Pacholik 23.39; 5, Pillay 23.47; 6, Lineo Shoai LES 25.63; Susanthika Jayasinghe SRI

Heat 6: (0.1) 1, Onyali 22.80; 2, Mothersill 22.84; 3, Hewitt 23.01; 4, Poelman 23.22; 5, Ottey 23.24; 6, Lucia Ivanová SVK 24.12; 7, Kerina Hughes AIA 27.16

Edmonton 2001

Final (Aug 10) (-0.8)

1,	Debbie Ferguson	BAH	22.52	11.1/11.5
2,	LaTasha Jenkins	USA	22.85	11.3/11.6
3,	Cyndonie Mothersill	CAY	22.88	11.3/11.6
4,	Juliet Campbell	JAM	22.99	11.3/11.7
5,	Alenka Bikar	SLO	23.00	11.3/11.7
6,	Myriam Mani	CMR	23.15	11.3/11.9

Second round (First 4 to semi-finals) (Aug 26)

Heat 1: (0.0) 1, Edwards 22.66; 2, Kravchenko 22.81; 3, Anim 22.95; 4, McDonald 22.96; 5, Merlene Ottey SLO 23.22; 6, Johanna Manninen FIN 23.42; 7, Anna Pacholak POL 23.43; Digna Luz Murillo COL DNS

Heat 2: (-0.2) 1, Kapachinskaya 22.73; 2, Gevaert 22.91; 3, Maydanova 22.93; 4, Debbie Ferguson BAH 22.98; 5, Abiodun Oyepitan GBR 23.42; 6, Jacqueline Poelman NED 23.51; White DQ (r40.1) (22.67); Sharon Cripps AUS DNS

Heat 3: (-0.3) 1, Hurtis 22.70; 2, Safronnikova 22.96; 3, Nku 23.16; 4, Mothersill 23.29; 5, Svetlana Goncharenko RUS 23.29; 6, Allyson Felix USA 23.33; 7, Fabienne Feraez BEN 24.17; Aleen Bailey JAM DNF

Heat 4: (0.1) 1, Block 22.67; 2, Onyali 22.73; 3, Hewitt 23.10; 4, Díaz 23.21; 5, Sylviane Félix FRA 23.27; 6, Karin Mayr-Krifka AUT 23.30; 7, Geraldine Pillay RSA 23.39; 8, Joice Maduaka GBR 23.51

Semi-finals (First 4 to final) (Aug 26)

Heat 1: (-0.1) 1, Block 22.61; 2, Kravchenko 22.66; 3, McDonald 22.92; 4, Mary Onyali NGR 22.97; 5, Lauren Hewitt AUS 23.07; 6, Roxana Díaz CUB 23.12; 7, Vida Anim GHA 23.16; White DQ (r40.1) (22.50)

Heat 2: (-0.2) 1, Hurtis 22.41; 2, Kapachinskaya 22.43; 3, Edwards 22.44; 4, Safronnikova 22.76; 5, Kim Gevaert BEL 22.86; 6, Maryna Maydanova UKR 22.91; 7, Cydonie Mothersill CAY 23.07; 8, Mercy Nku NGR 23.62

Helsinki 2005**Final (Aug 12) (0.2)**

1,	Allyson Felix	USA	22.16
2,	Rachelle Smith	USA	22.31
3,	Christine Arron	FRA	22.31
4,	Veronica Campbell	JAM	22.38
5,	LaTasha Colander	USA	22.66
6,	Yuliya Gushchina	RUS	22.75
7,	Kim Gevaert	BEL	22.86
8,	Cydonie Mothersill	CAY	23.00

Having beaten Campbell the month before Helsinki, Felix was the favourite, but was edged in her heat by the surprising Gushchina, who put up the fastest time of the first round with 22.53. Arron showed good 200m form for the first time in a major championship in winning the first semi-final in 22.45 into a 2.7 wind, cruising through 100 in 11.3 and coasting home impressively. Felix won the other semi-final in 22.90 – this into a 4.0 wind, with Olympic Champion Campbell placing third behind Gevaert, and so not qualifying for one of the seeded middle lanes.

Campbell was drawn in lane seven for the final, and she blasted out of the blocks, and powered the curve, leading from Arron and Felix by a metre at halfway. However, Campbell had taken the bend too quickly and she ran almost 20m of the straight in lane 8 – fortunately without impeding Gushchina. At 150m, Arron took the lead from Campbell, but the French star was again trying to force her stride. Felix, by contrast, was displaying her relaxed power, and she flowed away over the last 25m. Smith, two metres down on Campbell at halfway, zipped by her with 10m to go and just caught Arron on the line for the silver medal. At 19 years 267 days Felix became the youngest winner – man or woman – of a world sprint title.

First round (First 3 & 4 fastest to semi-finals) (Aug 10)

Heat 1: (-2.5) 1, Mothersill 23.72; 2, Colander 23.89; 3, Jones 24.12; 4, Lauren Hewitt AUS 24.20; 5, Sheri-Ann Brooks JAM 24.20; 6, Yelena Bolsun RUS 24.30; 7, Karin Mayr-Krifka AUT 24.61

Heat 2: (-1.1) 1, Gushchina 22.53; 2, Felix 22.68; 3, Gevaert 22.78; 4, Sologub 23.16; 5, Maydanova 23.31; 6, Tracy Joseph CRC 24.84; 7, Gertrudis Luna GEQ 26.28

Heat 3: (-3.2) 1, Feraez 23.72; 2, Khabarova 23.78; 3, Smith 23.78; 4, Christine Amertil BAH 23.88; 5, Vida Anim GHA 24.16; 6, Mae Koime PNG 25.31; 7, Geinile Moyang SWZ 27.79

Heat 4: (0.3) 1, Arron 22.89; 2, Campbell 23.28; 3, de Moura 23.36; 4, Pillay 23.58; 5, Bikar 23.77; 6, Mercy Nku NGR 23.99

Semi-finals (First 4 to final) (Aug 11)

Heat 1: (-2.7) 1, Arron 22.45; 2, Smith 22.69; 3, Colander 22.69; 4, Mothersill 23.13; 5, Irina Khabarova RUS 23.26; 6, Lucimar de Moura BRA 23.42; 7, Maryna Maydanova UKR 23.78; 8, Geraldine Pillay RSA 24.22

Heat 2: (-4.0) 1, Felix 22.90; 2, Gevaert 22.97; 3, Campbell 23.02; 4, Gushchina 23.10; 5, Fabienne Feraez BEN 23.29; 6, Natalya Sologub BLR 23.62; 7, Laverne Jones ISV 23.62; 8, Alenka Bikar SLO 23.94

2,	Veronica Campbell	JAM	22.34	11.10/11.24
3,	Susanthika Jayasinghe	SRI	22.63	11.45/11.18
4,	Torri Edwards	USA	22.65	11.3 /11.4
5,	Sanya Richards	USA	22.70	11.5 /11.2
6,	Aleen Bailey	JAM	22.72	11.4 /11.3
7,	LaShauntea Moore	USA	22.97	11.5 /11.5
8,	Cydonie Mothersill	CAY	23.08	11.7 /11.4

Defending champion Felix was the favourite, having run 22.18 in 2007, a fifth of a second quicker than her rivals. Richards, who had failed to make the US squad in the 400m but was second to Felix in the US 200m, was fastest in round two.

Campbell and Felix ran together over the first 100m of the final, with Campbell just ahead at the halfway point, 11.10 to 11.15, but Felix then moved away, generating more smooth power than one could have expected from an athlete measuring only 1.68m/53kg. By the finish, she was a full five metres clear of Campbell, while Jayasinghe again amazed, beating both Edwards and Richards for the bronze medal. Felix's time of 21.81 was the fastest of the 21st century, the best time since Inger Miller's 21.77 in 1999. Her winning margin was the greatest at this level since 1948.

First round (First 4 & 8 fastest to second round) (Aug 29)

Heat 1: (1.1) 1, Felix 22.50; 2, Jayasinghe 22.55; 3, Fletcher 22.94; 4, Díaz 23.06; 5, Harrigan 23.46; 6, Myriam Mani CMR 23.66

Heat 2: (-0.2) 1, Moore 22.93; 2, Ferguson McKenzie 23.07; 3, Bolsun 23.11; 4, Rodriguez 23.96; 5, Kay Khine Lwin MYA 24.50; 6, Abdikarim Sheikh Fowzio SOM 30.87; Emily Freeman GBR (162.7)

Heat 3: (1.9) 1, Naimova 22.84; 2, Jones 23.03; 3, Chermoshanskaya 23.21; 4, Shtanhyeyeva 23.23; 5, Pillay 23.39; 6, Gretta Taslakian LIB 24.35

Heat 4: (-0.8) 1, Richards 22.74; 2, Mothersill 22.86; 3, Bailey 22.94; 4, Anim 23.16; 5, Khubbieva 23.25; 6, Ayétotché 23.34; 7, Klocek 23.38; 8, Kirsten Nieuwendam SUR 24.52

Heat 5: (0.8) 1, Hurtis-Houairi 22.83; 2, Gevaert 22.91; 3, Hodge 23.00; 4, Tschirch 23.30; 5, Palacios 23.32; 6, Chebanu 23.40; 7, Kadiatou Camara MLI 23.48

Heat 6: (0.2) 1, Campbell 22.87; 2, Edwards 22.90; 3, Maduaka 23.22; 4, Affoué 23.24; 5, Rusakova 23.24; 6, Ionela Tirlea ROU 23.48; 7, Sakie Nobuoka JPN 23.74

Second round (First 4 to semi-finals) (Aug 29)

Heat 1: (-0.2) 1, Richards 22.31; 2, Jayasinghe 22.55; 3, Hodge 22.84; 4, Jones 23.03; 5, Yuliya Chermoshanskaya RUS 23.15; 6, Yelena Chebanu UKR 23.21; 7, Felipa Palacios COL 23.24; 8, Cathleen Tschirch GER 23.50

Heat 2: (0.7) 1, Felix 22.61; 2, Bolsun 22.80; 3, Mothersill 22.82; 4, Gevaert 22.96; 5, Guzel Khubbieva UZB 23.28; 6, Tahesia Harrigan IVB 23.52; 7, Joice Maduaka GBR 23.62; 8, Zudikey Rodriguez MEX 24.31

Heat 3: (-0.4) 1, Campbell 22.55; 2, Edwards 22.62; 3, Naimova 22.87; 4, Fletcher 23.02; 5, Iryna Shtanhyeyeva UKR 23.17; 6, Ewelina Klocek POL 23.26; 7, Vida Anim GHA 23.47; 8, Louise Ayétotché CIV 23.60

Heat 4: (-0.5) 1, Bailey 22.60; 2, Moore 22.71; 3, Díaz 22.79; 4, Ferguson McKenzie 22.81; 5, Muriel Hurtis-Houairi FRA 22.86; 6, Natalia Rusakova RUS 22.97; 7, Amantine Allou Affoué CIV 23.46; 8, Geraldine Pillay RSA 23.55

Semi-finals (First 4 to final) (Aug 30)

Heat 1: (0.8) 1, Felix 22.21; 2, Campbell 22.44; 3, Edwards 22.51; 4, Mothersill 22.78; 5, Sherry Fletcher GRN 22.96; 6, Yelena Bolsun RUS 23.01; 7, Virgil Hodge SKN 23.06; Kim Gevaert BEL DNS

Heat 2: (-0.4) 1, Richards 22.50; 2, Bailey 22.65; 3, Jayasinghe 22.66; 4, Moore 22.73; 5, Tezdzhan Naimova BUL 22.88; 6, Roxana Díaz CUB 22.98; 7, Debbie Ferguson McKenzie BAH 23.27; 8, LaVerne Jones ISV 23.34

200 METRES**Multiple Medallists:**

6	Merlene Ottey	JAM	83-2, 87-3, 91-3, 93-1, 95-1, 97-3
2	Gwen Torrence	USA	91-2, 93-2
	Irina Privalova	RUS	93-3, 95-2
	Susanthika Jayasinghe	SRI	97-2, 07-3
	Allyson Felix	USA	05-1, 07-1

Most Finals:

6 Ottey

Most Appearances:

7 Ottey JAM/SLO 83-2, 87-3, 91-3, 93-1, 95-1, 97-3, 03-5q1

National Placings:

	1	2	3	4	5	6	7	8	Points
USA	3	6	-	3	4	1	1	1	103
JAM	2	3	3+1=	2	2	1	-	1	82.5
RUS	1	1	2	1	-	3	2	-	45
GER	3	-	1=	1	1	-	-	-	38.5
FRA	-	-	2	1	-	-	-	1	18

Osaka 2007**Final (Aug 31) (1.7)**

1,	Allyson Felix	USA	21.81	11.15/10.66
----	---------------	-----	-------	-------------

200 Metres, continued									
	1	2	3	4	5	6	7	8	Points
UKR	1	-	-	1	-	-	1	-	15
BAH	1	-	-	-	1	-	1	-	14
SRI	-	1	1	-	-	-	-	-	13
NGR	-	-	-	-	1	3	-	-	13
URS	-	-	-	1	1	-	-	1	10
CAY	-	-	1	-	-	-	-	2	8
GBR	-	-	1	-	-	-	-	-	6
SLO	-	-	-	-	1	-	-	-	4
BUL	-	-	-	-	-	1	-	1	4
AUS	-	-	-	-	-	-	2	-	4
BLR	-	-	-	-	-	1	-	-	3
CMR	-	-	-	-	-	1	-	-	3
POL	-	-	-	-	-	-	1	1	3
BEL	-	-	-	-	-	-	1	-	2
CAN	-	-	-	-	-	-	1	-	2
Totals	11	11	10+2=	10	11	11	10	8	391

400 Metres**Helsinki 1983****Final (Aug 10)**

1,	Jarmila Kratochvílová	TCH	47.99WR	23.1/24.9
2,	Tatjana Kocembová	TCH	48.59	23.5/25.1
3,	Mariya Pinigina	URS	49.19	23.2/26.0
4,	Gaby Bussmann	FRG	49.75	23.9/25.9
5,	Marita Payne	CAN	50.06	23.6/26.5
6,	Irina Baskakova	URS	50.48	24.1/26.4
7,	Dagmar Rübsum	GDR	50.48	24.1/26.4
8,	Rosalyn Bryant	USA	50.66	24.9/25.8

Jarmila Kratochvílová had already made a big impression in Helsinki: one day before the final she easily took the 800m title just 33 minutes after winning her one-lap semi-final.

She had also been obliged to run two preliminary races on each of the first two days of the championships. On the fourth day she was able to concentrate on the 400m final alone. Drawn in lane 3, she started very positively by closing the stagger on Pinigina. Kratochvílová's team-mate, Kocembová, also started quickly in lane 1. A tremendous third 100m brought the muscular Czech into the straight with a lead of five metres. Kocembová momentarily gained on her compatriot, but Kratochvílová powered on to win in the fantastic time of 47.99. It was the first world record to be set at an IAAF World Championship.

The place times were remarkable: Kocembová became the third quickest woman in history, Pinigina the fourth. Bussmann also dipped under 50 seconds but missed a medal.

"The world record came as a complete surprise," said Kratochvílová, "I never think about such things, only about the finish line and how to be the first to cross it."

First round (First 5 & 7 fastest to second round) (Aug 7)

Heat 1: 1, Kratochvílová 52.42; 2, Killingbeck 52.62; 3, Belle 53.01; 4, Scutt 53.30; 5, Rossi 53.51; 6, Mughrabi 59.58; 7, Marjorie Gentle BIZ 64.00

Heat 2: 1, Stamenova 53.81; 2, Bussmann 53.93; 3, Griffith 54.02; 4, Caicedo 55.09; 5, Forgács 55.15; 6, Athanas 56.54; 7, Liburd 62.46

Heat 3: 1, Kocembová 52.74; 2, Howard 52.78; 3, Ilieva 53.21; 4, Rattray 53.40; 5, Buala 57.37; 6, Toure 59.37; Florence Gaza SOL DNS

Heat 4: 1, Pinigina 52.49; 2, Crooks 53.83; 3, Rübsum 54.47; 4, Boyd 54.70; 5, Petrus 55.87; 6, Grun 56.84; 7, Baptiste 60.79

Heat 5: 1, Busch 53.16; 2, Baskakova 53.45; 3, Bryant 53.64; 4, Payne 53.96; 5, Ambulo 56.08; 6, Meigham 58.07; Rose Tata-Muya KEN DNS

Second round (First 4 to semi-finals) (Aug 8)

Heat 1: 1, Pinigina 51.05; 2, Bryant 51.44; 3, Busch 51.46; 4, Crooks 51.57; 5, Denise Boyd AUS 52.03; 6, Cathy Rattray JAM 53.78; Margarita Grun URU & Cornelia Baptiste LCA DNS

Heat 2: 1, Baskakova 51.07; 2, Bussmann 51.15; 3, Rübsum 51.62; 4, Killingbeck 52.25; 5, Roberta Belle USA 53.43; 6, Elanga Buala PNG 56.96; 7, Iviechia Petrus ISV 57.24; Halah Mughrabi SYR DNS

Heat 3: 1, Payne 52.23; 2, Ilieva 52.37; 3, Kratochvílová 52.40; 4, Scutt 52.70; 5, June Griffith GUY 53.47; 6, Leticia Athanas TAN 56.92; 7, Irina Ambulo PAN 58.33; Sandra Liburd SKN DNS

Heat 4: 1, Kocembová 51.88; 2, Forgács 52.18; 3, Stamenova 52.22; 4, Howard 52.34; 5, Erika Rossi ITA 53.88; 6, Patricia Meigham GUA 59.85; Eucaris Caicedo COL & Fataimoudou Touré MLI DNS

Semi-finals (First 4 to final) (Aug 9)

Heat 1: 1, Kratochvílová 51.08; 2, Bussmann 51.22; 3, Baskakova 51.26; 4, Rübsum 51.52; 5, Charmaine Crooks CAN 51.96; 6, Denean Howard USA 52.06; 7, Judit Forgács HUN 52.74; 8, Rositza Stamenova BUL 53.09

Heat 2: 1, Pinigina 50.07; 2, Kocembová 50.45; 3, Payne 50.78; 4, Bryant 51.04; 5, Sabine Busch GDR 51.09; 6, Michelle Scutt GBR 51.88; 7, Molly Killingbeck CAN 51.97; 8, Katya Ilieva BUL 52.34

Rome 1987**Final (Aug 31)**

1,	Olga Bryzgina	URS	49.38	23.82/25.56
2,	Petra Müller	GDR	49.94	23.64/26.30
3,	Kirsten Emmelmann	GDR	50.20	23.75/26.45
4,	Mariya Pinigina	URS	50.53	23.85/26.68
5,	Lillie Leatherwood	USA	50.82	24.37/26.45
6,	Jillian Richardson	CAN	51.03	24.76/26.27
7,	Diane Dixon	USA	51.13	23.94/27.19
8,	Olga V. Nazarova	URS	51.20	24.68/26.52

The great Marita Koch was destined never to win a world 400m title. She contested the sprints in 1983 and six months before the Rome World Championships, she suddenly announced her retirement from the sport.

Without her or Kratochvílová, the standard of women's one-lap running dipped and the 1987 world title was won in a time which would not have been good enough for a medal in Helsinki. The GDR pair of Emmelmann and Müller went out fastest in the final but were closed down by Bryzgina on the second bend. The Ukrainian took the lead early in the straight and continued to pull clear for an comfortable win. This was the second world championship medal won by the Bryzgin family. The winner's husband Viktor took a bronze in the 1983 sprint relay.

First round (First 3 & 4 fastest to semi-finals) (Aug 29)

Heat 1: 1, Bryzgina 51.62; 2, Richards 52.07; 3, Crooks 52.49; 4, Chepkurui 53.21; 5, Assumpta Achuo Bei CMR 54.18; Kungu Bankombo COD, P. T. Usha IND DNS

Heat 2: 1, Müller 51.68; 2, Kinzel 52.34; 3, Lacambra 52.46; 4, Ficher 52.59; 5, Usifo 53.64; 6, Jocelyn Joseph ANT 55.61; 7, Anna Cherry LCA 57.20

Heat 3: 1, Pinigina 51.38; 2, Howard 52.06; 3, Thimm 52.48; 4, Rattray-Williams 52.64; 5, Mercy Addy GHA 54.13; 6, Diana Dunrod SKN 57.64; Mariam Zewde ETH DNS

Heat 4: 1, Neubauer 51.96; 2, Leatherwood 52.16; 3, Payne 52.21; 4, Josephine Singarayer MAS 54.56; 5, Nadine Mbitouloum CHA 61.71; Nawal el Moutawakil MAR & Adina Valdez TRI DNS

Heat 5: 1, Richardson 51.94; 2, Olga V. Nazarova 52.04; 3, Figueiredo 52.29; 4, Arendt 52.80; 5, Forgács 53.15; 6, Esther Petitón CUB 54.50; 7, Vanessa Barlow SAM 61.53

Heat 6: 1, Emmelmann 51.62; 2, Dixon 51.72; 3, Oliver 53.59; 4, Ruth Morris ISV 56.36; Sarmila Ray BAN, Molly Killinbeck & Cosetta Campana ITA DNS

Semi-finals (First 2 & 2 fastest to final) (Aug 30)

Heat 1: 1, Pinigina 50.83; 2, Richardson 50.91; 3, Leatherwood 50.95; 4, Dagmar Neubauer GDR 52.15; 5, Cathy Rattray-Williams JAM 52.51; 6, Fabienne Ficher FRA 52.58; 7, Helga Arendt FRG 52.80; 8, Blanca Lacambra ESP 54.72

Heat 2: 1, Müller 50.15; 2, Bryzgina 50.88; 3, Denean Howard USA 51.28; 4, Charmaine Crooks CAN 51.69; 5, Maria Figueiredo BRA 52.24; 6, Gisela Kinzel FRG 52.66; 7, Judit Forgács HUN 52.99; 8, Ilrey Oliver JAM 53.35

Heat 3: 1, Emmelmann 50.53; 2, Dixon 50.83; 3, Olga V. Nazarova 51.07; 4, Ute Thimm FRG 51.23; 5, Sandie Richards JAM 51.54; 6, Marita Payne CAN 51.75; 7, Francisca Chepkurui KEN 52.86; Maria Usifo NGR DNS

Tokyo 1991**Final (Aug 27)**

1,	Marie-José Pérec	FRA	49.13	22.82/26.31
2,	Grit Breuer	GER	49.42WJR	23.00/26.42
3,	Sandra Myers	ESP	49.78	23.82/25.96
4,	Olga Bryzgina	URS	49.82	23.49/26.33
5,	Jearl Miles	USA	50.50	23.72/26.78
6,	Ximena Restrepo	COL	50.79	24.08/26.71
7,	Lillie Leatherwood	USA	51.53	24.34/27.19
8,	Diane Dixon	USA	51.73	24.17/27.56

Nineteen-ninety-one saw an improvement in the standard of women's 400m running, and at the forefront was Marie-José Pérec. The long-legged Frenchwoman had already won the European Cup in the world's fastest time for four years. In Tokyo she went even quicker despite having to contest four races in four days.

Pérec (lane 3) started fast in the final, passing 200m in 22.82. She

was tracked by European Champion Breuer. Pérec clocked 35.12 at 300m and was nearly three metres up on the German (35.39). Breuer, still a junior, was poised to attack on the final straight. Though she began to lose form, the Frenchwoman actually pulled further away from Breuer in the closing stages of the race.

Bryzgina, the defending champion, held third place until the last metres of the race when she was outdistanced by Myers.

"The race was very hard," said Pérec. "I knew I had to come out of the second turn ahead because if I am ahead, I win. Talent is not enough."

First round (First 4 & 4 fastest to second round) (Aug 24)

Heat 1: Pérec 51.00; 2, Bryzgina 51.36; 3, Keough 51.51; 4, Olsen 52.84; 5, Allen 53.17; 6, Huang Yanhong CHN 54.51; 7, Lasnet Nkouka CGO 57.85

Heat 2: 1, Myers 52.70; 2, Yusuf 52.81; 3, McLeón 52.87; 4, Carabali 53.31; 5, Tandian 53.65; 6, Vaciseva Tavaga FIJ 58.82; 7, Juliana Nzang Obiang GEQ 64.13

Heat 3: 1, Miles 51.88; 2, Hanson 52.08; 3, Restrepo 52.41; 4, Janke 53.73; 5, Reawadee Srihoa THA 54.94; 6, Zeinabou Jean-Wali NIG 65.03; Sharmaine Williams TKS DQ; Suzie Tanefo CMR DNS

Heat 4: 1, Dixon 52.43; 2, Breuer 52.56; 3, Yurchenko 52.65; 4, Poetschka 52.65; 5, Merino 53.04; 6, Orit Kolodni ISR 54.26; 7, Claudia Acerenza URU 55.82; 8, Graciela von Schmeling PAR 57.37

Heat 5: 1, Opara 51.06; 2, Dzhigalova 51.45; 3, Leatherwood 53.04; 4, Forgács 53.24; 5, Grossenbacher 53.77; 6, Shermaine Ross GRN 55.90; 7, Mary Estelle Kapalu VAN 56.47

Second round (First 4 & 4 fastest to semi-finals) (Aug 25)

Heat 1: 1, Miles 51.88; 2, Myers 52.01; 3, Breuer 52.16; 4, Yusuf 52.46; 5, Olsen 52.95; 6, Aissatou Tandian SEN 53.06; 7, Cheryl Allen CAN 53.21; Aelita Yurchenko URS DNF

Heat 2: 1, Dzhigalova 50.76; 2, Dixon 50.84; 3, Keough 51.13; 4, Poetschka 51.65; 5, Merino 51.82; 6, Carabali 52.38; 7, Judit Forgács HUN 53.79; Charity Opara NGR DQ

Heat 3: 1, Pérec 50.61; 2, Restrepo 50.66; 3, Leatherwood 50.75; 4, Bryzgina 50.79; 5, Hanson 51.02; 6, Karin Janke GER 53.08; 7, Nancy McLeón CUB 53.72; Martha Grossenbacher SUI DNS

Semi-finals (First 4 to final) (Aug 26)

Heat 1: 1, Pérec 49.94; 2, Breuer 50.14; 3, Bryzgina 50.26; 4, Dixon 50.75; 5, Lorraine Hanson GBR 50.93; 6, Norfalia Carabali COL 52.40; 7, Renee Poetschka AUS 52.76; 8, Julia Merino ESP 53.41

Heat 2: 1, Myers 50.64; 2, Leatherwood 50.68; 3, Miles 50.79; 4, Restrepo 50.82; 5, Lyudmila Dzhigalova URS 50.85; 6, Fatima Yusuf NGR 50.91; 7, Linda Keough GBR 50.98; 8, Sølvi Olsen NOR 53.63

Stuttgart 1993

Final (Aug 17)

1,	Jearl Miles	USA	49.82	23.95/25.87
2,	Natasha Kaiser-Brown	USA	50.17	23.78/26.39
3,	Sandie Richards	JAM	50.44	23.77/26.67
4,	Tatyana Alekseyeva	RUS	50.52	23.48/27.04
5,	Ximena Restrepo	COL	50.91	23.71/27.20
6,	Sandra Myers	ESP	51.22	23.63/27.59
7,	Juliet Campbell	JAM	51.40	24.27/27.13
	Norfalia Carabali	COL	DQ	24.85/27.07 (r163.3) (51.92)

There was no clear favourite, then Tatyana Alekseyeva came to everyone's attention with personal bests in heat and semi-final. The Russian took off quickest in the final. Conversely, US Champion Miles started conservatively and was only sixth at halfway. She improved to third at 300m and took the lead in the finishing straight as Alekseyeva faded. The next best finish came from Kaiser-Brown, who, like Miles, was wearing a pair of oversized sunglasses. Richards came up to pip Alekseyeva for the bronze.

The winner's time was the slowest at world or Olympic level since 1972, yet it was the fastest in the world at that point in 1993.

Marie-José Pérec and Gwen Torrence, arguably the world's best two 400m runners, both decided to concentrate on the sprints in Stuttgart.

First round (First 2 & 6 fastest to semi-finals) (Aug 15)

Heat 1: 1, Alekseyeva 50.88; 2, Richards 51.01; 3, Nadezda Kostovalová TCH 52.69; 4, Elsa Devassoigne FRA 52.81; 5, Regula Zürcher-Scalabrin SUI 52.84; 6, Guilhermina da Cruz ANG 55.34; 7, Kaltouma Nadjina CHA 59.76

Heat 2: 1, Kaiser-Brown 51.80; 2, Ruzina 52.23; 3, Keough 52.61; 4, Dora Kyriakou CYP 54.49; 5, Lorie Ann Adams GUY 55.54; 6, Shermaine Ross GRN 55.80; 7, Aminath Nasheeda MDV 67.87; Ruth Mangue GEQ DNS

Heat 3: 1, Restrepo 51.59; 2, Myers 51.77; 3, Yurchenko 52.22; 4, Noodang

Phimphoo THA 54.01; 5, Denise Ouabangui CAF 57.18; 6, Lasnet Nkouka CGO 57.95; Grace Birungi UGA DNS

Heat 4: 1, Carabali 51.65; 2, Campbell 51.76; 3, Collins 52.03; 4, Tandian 52.59; 5, Yana Burtasenkova MDA 53.12; 6, Manda Kanoute MLI 55.72; 7, Rachelle Godonou BEN 63.39

Heat 5: 1, Miles 51.24; 2, Turner 52.04; 3, Rücker 52.10; 4, Landre 52.53; 5, Camille Noel CAN 53.11; 6, Mary Estelle Kapalu VAN 56.06; 7, Mirna El-Laz LIB 59.76; Lyudmila Dzhigalova UKR DNS

Semi-finals (First 4 to final) (Aug 16)

Heat 1: 1, Kaiser-Brown 50.41; 2, Alekseyeva 50.49; 3, Campbell 50.89; 4, Carabali 51.17; 5, Aelita Yurchenko UKR 51.55; 6, Inez Turner JAM 52.25; 7, Anja Rücker GER 52.32; 8, Aissatou Tandian SEN 52.77

Heat 2: 1, Miles 50.45; 2, Richards 50.65; 3, Myers 50.83; 4, Restrepo 50.89; 5, Yelena Ruzina RUS 51.14; 6, Linda Keough GBR 52.56; 7, Michelle Collins USA 52.60; 8, Francine Landre FRA 52.72

Gothenburg 1995

Final (Aug 8)

1,	Marie-José Pérec	FRA	49.28
2,	Pauline Davis	BAH	49.96
3,	Jearl Miles	USA	50.00
4,	Cathy Freeman	AUS	50.60
5,	Fatima Yusuf	NGR	50.70
6,	Falilat Ogunkoya	NGR	50.77
7,	Maicel Malone	USA	50.99
8,	Sandie Richards	JAM	51.13

The Gothenburg timetable had been revised to help Pérec attempt the 400m flat and hurdles double, but the day before the 400m final the Frenchwoman, nursing a sore hamstring, withdrew from the hurdles. This meant she did not have to run a heat of the hurdles two hours before the flat final.

Freeman, who beat Pérec in Monaco in late July, went out fast. She was timed at 23.3 at 200m compared with 23.5 for Pérec. The two were level at 300m (35.7) when the Frenchwoman began to pull away. Freeman was passed on either side by Davis and Miles and slipped to fourth in the finishing straight. Pérec's winning time was the world's quickest for three years; Davis cracked 50 seconds in her first major championship 400m, narrowly ahead of defending champion Miles.

"I feel like I ran a perfect race," said the winner.

First round (First 3 & 3 fastest to semi-finals) (Aug 5)

Heat 1: 1, Freeman 51.29; 2, Neef 51.39; 3, Chebykina 51.58; 4, Linda Kisabaka GER 51.96; 5, Idalmis Bonne CUB 52.10; 6, Zoila Stewart CRC 53.48; 7, Hsu Pei-Chin TPE 54.93

Heat 2: 1, Malone 51.22; 2, Duporty 51.55; 3, Olga V. Nazarova 51.55; 4, Olabisi Afolabi NGR 51.79; 5, Grace Birungi UGA 53.92; 6, Ngozi Mwanamwamba ZAM 53.92; 7, Lu Xifang CHN 56.64

Heat 3: 1, Pérec 51.24; 2, Sotnikova 51.39; 3, Zhang 51.51; 4, Röhländer 51.68; 5, Norfalia Carabali COL 51.96; 6, Oznur Dursun TUR 54.21; Kannan Solaimathi IND DNS

Heat 4: 1, Myers 51.18; 2, Davis 51.21; 3, Graham 51.39; 4, Li 51.50; 5, Sandra Kuschmann GER 51.99; 6, Olga Moroz UKR 52.31; 7, Sharron Celecia GIB 61.03; Kate Clarke LBR DNS

Heat 5: 1, Ogunkoya 50.72; 2, Miles 50.94; 3, Williams 51.32; 4, McLeón 51.39; 5, Evelyne Elien FRA 53.34; 6, Mercy Addy GHA 54.29; Bernice Morton SKN DQ (r163.3)

Heat 6: 1, Richards 51.30; 2, Rurak 51.32; 3, Georgieva 51.37; 4, Helena Fuchsová CZE 51.96; 5, Lee Naylor AUS 52.37; 6, Vernatta Lesforis LCA 56.43; 7, Mirna El-Laz LIB 59.96; Francine Landre FRA DNF

Heat 7: 1, Yusuf 50.60; 2, Poetschka 51.26; 3, Restrepo 51.57; 4, Ludmila Formanová CZE 52.05; 5, Merlene Frazer JAM 52.24; 6, Dora Kyriakou CYP 52.81; 7, Mary Estelle Kapalu VAN 53.92; 8, Bipendu Mbombo COD 61.60

Semi-finals (First 2 & 2 fastest to final) (Aug 6)

Heat 1: 1, Freeman 50.49; 2, Yusuf 50.56; 3, Richards 50.64; 4, Melanie Neef GBR 51.18; 5, Yulia Sotnikova RUS 51.41; 6, Kim Graham USA 51.77; 7, Ximena Restrepo COL 51.82; 8, Li Jing CHN 53.46

Heat 2: 1, Davis 50.43; 2, Malone 50.77; 3, Renee Poetschka AUS 51.00; 4, Sandra Myers ESP 51.03; 5, Nancy McLeón CUB 51.46; 6, Daniela Georgieva BUL 51.65; 7, Tatyana Chebykina RUS 51.67; 8, Claudine Williams JAM 52.99

Heat 3: 1, Miles 50.39; 2, Pérec 50.42; 3, Ogunkoya 50.85; 4, Olga V. Nazarova RUS 51.83; 5, Julia Duporty CUB 51.85; 6, Uta Röhländer GER 51.99; 7, Yelena Rurak UKR 52.01; 8, Zhang Hengyun CHN 52.59

Athens 1997

Final (Aug 4)

1,	Cathy Freeman	AUS	49.77	23.93/25.84
----	---------------	-----	-------	-------------

2,	Sandie Richards	JAM	49.79	23.87/25.92
3,	Jearl Miles-Clark	USA	49.90	23.90/26.00
4,	Grit Breuer	GER	50.06	23.66/26.40
5,	Falilat Ogunkoya	NGR	50.27	23.83/26.44
6,	Helena Fuchsová	CZE	50.66	23.82/26.84
7,	Pauline Davis	BAH	50.68	24.31/26.37
8,	Tatyana Alekseyeva	RUS	51.37	23.65/27.72

After finishing only third in her semi behind 1993 champion Miles-Clark and Ogunkoya, Olympic silver medallist Freeman was drawn in lane one, but she refused to be daunted by that and went on to claim the title vacated by Pérec. It was a close-run affair as Freeman – last at 100, seventh at 200m and a close second to Ogunkoya (36.11) at 300m in 36.13 – surged into the lead and found the strength to prevail by just 2/100ths over training partner Richards, with Miles-Clark a metre behind. “Although I am still inexperienced I think I chose the right tactics,” said Freeman, the first Australian aboriginal to win any world athletics title.

First Round (First 4 & 4 fastest to second round) (Aug 2)

Heat 1: 1, Fuchsová 51.05; 2, Alekseyeva 51.61; 3, Damayanthi 51.99; 4, Afolabi 52.13; 5, Williams 52.30; 6, Antoine 52.44; 7, Maria Figueiredo BRA 53.95; 8, Charmaine Smit NAM 55.67

Heat 2: 1, Richards 51.57; 2, Miles-Clark 51.77; 3, Curbishley 51.97; 4, Carabali 52.18; 5, Hana Benesová CZE 52.74; 6, Mayra González MEX 53.63; 7, Kaltouma Nadjina CHA 54.49; 8, Cathalina Staye STV 55.54

Heat 3: 1, Graham 51.92; 2, Fraser 52.21; 3, Spuri 52.54; 4, Chebykina 52.57; 5, Inez Turner JAM 53.34; 6, Hristina Panagou GRE 54.23; 7, Grace Dinkins LBR 55.19; Charity Opara NGR DNS

Heat 4: 1, Breuer 51.43; 2, Kotlyarova 51.55; 3, Ogunkoya 51.77; 4, Kostovalová 52.15; 5, de Jongh 52.47; 6, Zoila Stewart CRC 54.03; 7, Dijana Kojic BIH 55.06; 8, Olga Conte ARG 55.82

Heat 5: 1, Graham 51.45; 2, Freeman 51.53; 3, Malone 51.57; 4, Davis 51.61; 5, Rücker 51.84; 6, Marina Filipovic YUG 53.16; 7, Svetlana Bodritskaya KAZ 53.28

Second round (First 4 & 4 fastest to semi-finals) (Aug 2)

Heat 1: 1, Richards 50.08; 2, Fuchsová 50.36; 3, Davis 50.53; 4, Kotlyarova 50.63; 5, Malone 50.77; 6, Curbishley 50.78; 7, Rücker 51.36; Adri de Jongh RSA DNF

Heat 2: 1, Ogunkoya 50.39; 2, Breuer 50.65; 3, Alekseyeva 50.90; 4, Graham 51.72; 5, Ladonna Antoine CAN 52.37; 6, Nadezda Kostovalová CZE 52.61; 7, Darsha Damayanthi SRI 53.49; 8, Tonique Williams BAH 54.23

Heat 3: 1, Miles-Clark 50.66; 2, Freeman 50.75; 3, Graham 51.03; 4, Afolabi 51.07; 5, Fraser 51.11; 6, Norfalia Carabali COL 51.42; 7, Tatyana Chebykina RUS 51.57; 8, Patrizia Spuri ITA 52.15

Semi-finals (First 4 to final) (Aug 3)

Heat 1: 1, Miles-Clark 50.05; 2, Ogunkoya 50.06; 3, Freeman 50.11; 4, Davis 50.77; 5, Lorraine Graham JAM 50.90; 6, Olga Kotlyarova RUS 51.03; 7, Anja Rücker GER 51.94; Donna Fraser GBR DNS

Heat 2: 1, Richards 50.21; 2, Breuer 50.33; 3, Fuchsová 50.69; 4, Alekseyeva 50.98; 5, Maicel Malone USA 51.40; 6, Allison Curbishley GBR 51.42; 7, Olabisi Afolabi NGR 51.44; 8, Kim Graham USA 51.54

Seville 1999

Final (Aug 26)

1,	Cathy Freeman	AUS	49.67	23.79/25.88
2,	Anja Rücker	GER	49.74	24.03/25.71
3,	Lorraine Graham	JAM	49.92	23.59/26.33
4,	Falilat Ogunkoya	NGR	50.03	23.66/26.37
5,	Katharine Merry	GBR	50.52	23.91/26.61
6,	Natalya Nazarova	RUS	50.61	24.09/26.52
7,	Grit Breuer	GER	50.67	24.08/26.59
8,	Olga Kotlyarova	RUS	50.72	24.26/26.46

Following a difficult climb back to the top after injury, Freeman again demonstrated her formidable competitive streak by winning her 32nd 400m final out of 33 since her Olympic silver medal three years earlier. A 49.76 semi-final from the outside lane indicated she was ready for the defence of her title, and she was too strong for everyone in the final in 49.67, her fastest for two years.

Ogunkoya, winner of the other semi-final, was narrowly ahead of Freeman at 300m (35.95 to 35.97) but faded to fourth as Rücker in lane 8 provided the surprise of the race by finishing strongly for second in 49.74 (her pre-Seville best was 50.64). Graham was third also in a personal best time. Merry, who only ran her first serious 400m the year before and decided in July to switch from 200m to 400m in Seville, rose to the new challenge by setting a personal best of 50.21 in her semi and placing fifth in the final.

First round (First 4 & 4 fastest to second round) (Aug 22)

Heat 1: 1, Breuer 51.13; 2, Collins 51.14; 3, Guevara 51.23; 4, De Angeli 52.60; 5, Leanie van der Walt RSA 53.53; 6, Zoila Stewart CRC 54.55; 7, Yelena Piskunova UZB 55.44

Heat 2: 1, Malone-Wallace 51.13; 2, Graham 51.32; 3, Rohländer 51.87; 4, Landre 52.07; 5, Tonique Williams BAH 52.95; 6, Svetlana Bodritskaya KAZ 53.74; 7, Ann Mooney PNG 57.30

Heat 3: 1, Opara 51.42; 2, Nazarova 52.25; 3, Burianová 52.49; 4, Darsha 52.68; 5, Tracey Barnes JAM 53.41; 6, Kristina Perica CRO 53.52; 7, Diala Al-Chabi LIB 57.22; 8, Donata Mutegwamaso RWA 60.04

Heat 4: 1, Ogunkoya 51.43; 2, Thiam 51.59; 3, Komgang 51.68; 4, Shinkins 52.12; 5, Tavares 52.74; 6, Louise Ayetotche CIV 55.44; 7, Hazel-Ann Regis GRN 57.64

Heat 5: 1, Merry 51.48; 2, Fuchsová 51.71; 3, Nadjina 51.90; 4, Andrews 51.99; 5, Ruicu 52.04; 6, Chen 52.76; 7, Maritza Figueroa NCA 57.64; 8, Ony Paule Ratsimbazafy MAD DNS

Heat 6: 1, Freeman 51.49; 2, Afolabi 51.50; 3, Kotlyarova 51.70; 4, Nguimgo 51.89; 5, Fraser 52.38; 6, Lisette Ferri ESP 54.50; 7, Dijana Kojic BIH 56.08

Heat 7: 1, Rücker 51.09; 2, Reid 51.94; 3, C Williams 52.01; 4, F Williams 53.07; 5, Grace Dinkins LBR 53.25; 6, Melissa Straker BAR 53.97; Lee Naylor AUS DQ (r163.3); Haoulatta Ahmed COM DQ (r162.7)

Second round (First 4 to semi-finals) (Aug 23)

Heat 1: 1, Opara 50.82; 2, Merry 50.86; 3, Fuchsová 51.18; 4, Reid 51.19; 5, Claudine Williams JAM 51.40; 6, Otilia Ruicu ROU 51.86; 7, Mireille Nguimgo CMR 51.98; 8, Foy Williams CAN 54.34

Heat 2: 1, Rücker 50.62; 2, Collins 50.75; 3, Graham 51.02; 4, Kotlyarova 51.21; 5, Claudine Komgang CMR 51.73; 6, Susan Andrews AUS 52.05; 7, Karen Shinkins IRL 52.08; 8, Chen Yuxiang CHN 52.93

Heat 3: 1, Breuer 50.41; 2, Afolabi 50.47; 3, Freeman 50.49; 4, Guevara 51.08; 5, Francine Landre FRA 52.07; 6, Kaltouma Nadjina CHA 52.47; 7, Virna De Angeli ITA 52.78; 8, Maria do Carmo Tavares POR 52.86

Heat 4: 1, Ogunkoya 50.59; 2, Nazarova 50.77; 3, Malone-Wallace 50.82; 4, Thiam 51.05; 5, Uta Rohländer GER 51.45; 6, Donna Fraser GBR 52.01; 7, Jitka Burianová CZE 52.52; 8, Damayanthi Darsha SRI 53.33

Semi-finals (First 4 to final) (Aug 25)

Heat 1: 1, Ogunkoya 49.96; 2, Graham 50.05; 3, Rücker 50.09; 4, Nazarova 50.48; 5, Michele Collins USA 50.67; 6, Ana Guevara MEX 50.70; 7, Helena Fuchsová CZE 50.84; 8, Suziann Reid USA 50.90

Heat 2: 1, Freeman 49.76; 2, Breuer 50.16; 3, Merry 50.21; 4, Kotlyarova 50.32; 5, Olabisi Afolabi NGR 50.40; 6, Charity Opara NGR 50.52; 7, Amy Mbacke Thiam SEN 50.77; 8, Maicel Malone-Wallace USA 50.93

Edmonton 2001

Final (Aug 7)

1,	Amy Mbacké Thiam	SEN	49.86
2,	Lorraine Fenton	JAM	49.88
3,	Ana Guevara	MEX	49.97
4,	Grit Breuer	GER	50.49
5,	Kaltouma Nadjina	CHA	50.80
6,	Olesya Zykina	RUS	50.93
7,	Mireille Nguimgo	CMR	51.97
	Falilat Ogunkoya	NGR	DNF

The winning time was the slowest yet, but the race was very exiting with three changes in the lead down the finishing straight. Breuer, contesting her fourth final, ran hard down the backstraight before Guevara entered the straight narrowly in front of the German and 1999 bronze medallist Fenton (née Graham). Breuer fell back and the Jamaican then edged ahead, by which time the lanky Senegalese Thiam had inched past Guevara. Fenton (lane 7) and Thiam (lane 4) appeared to be level, but on the line Thiam's dip was 0.02 ahead. The 1997 and 1999 winner Cathy Freeman took the year off from competition.

First round (First 3 & 6 fastest to semi-finals) (Aug 5)

Heat 1: 1, Nadjina 51.24; 2, Washington 51.50; 3, Richards 51.71; 4, Zana Minina LTU 52.98; 5, Greta Taslakian LIB 57.06; Alena Petrova TKM DQ (r163.3); Sologub DQ (r40.1) (51.78); Sandrine Kangni TOG DNS

Heat 2: 1, Collins 51.26; 2, Fenton 51.80; 3, Marx 52.03; 4, Otilia Ruicu ROU 52.33; 5, Foy Williams CAN 52.92; 6, Maria do Carmo Tavares POR 54.08; 7, Gladys Mateyo ZIM 59.30 Verica Dimitrovska MKD DQ (r163.3)

Heat 3: 1, Zykina 51.56; 2, Ogunkoya 51.79; 3, Kozak 52.35; 4, Catherine Murphy GBR 52.40; 5, Francine Landre FRA 52.57; 6, Christine Armetil BAH 53.07; 7, Julia Alba ESP 54.73; 8, Mereoni Raluve FIJ 58.03

Heat 4: 1, Guevara 50.99; 2, Kapachinskaya 51.12; 3, Ekpo-Umoh 51.77; 4, Prokopek 51.92; 5, Beenamol 52.17; 6, Nova Peris AUS 53.55; 7, Tsvetelina Kirilova BUL 54.82

Heat 5: 1, Breuer 50.71; 2, Hennagan 51.12; 3, Shinkins 51.37; 4, Fraser 52.02; 5, Pompey 52.20; 6, Jane Arnott NZL 52.57; 7, Natalya Antyukh RUS 52.71

Heat 6: 1, Thiam 50.99; 2, Nguimgo 51.09; 3, Seyerling 51.78; 4, Darsha 52.21; 5, LaDonna Antoine CAN 52.38; 6, Allison Beckford JAM 53.08; 7, Jitka Burianová CZE 53.29; Koldiana Shala ALB DQ (r163.3)

Semi-finals (First 2 & 2 fastest to final) (Aug 6)

Heat 1: 1, Breuer 50.32; 2, Zykina 50.59; 3, Nguimgo 50.71; 4, Demetria

Washington USA 51.26; 5, Karen Shinkins IRL 51.66; 6, Damayanthi Darsha SRI 51.83; 7, Grazyna Prokopek POL 52.28; Natalya Sologub BLR DQ (r40.1) (51.43)
Heat 2: 1, Thiam 50.21; 2, Nadjina 50.38; 3, Ogunkoya 50.50; 4, Heide Seyerling RSA 50.87; 5, Monique Hennagan USA 50.98; 6, Sandie Richards JAM 51.40; 7, Claudia Marx GER 51.75; 8, Kalayathumkuzhiyil Mathew Beenamol IND 52.68
Heat 3: 1, Guevara 50.58; 2, Fenton 50.61; 3, Michele Collins USA 51.22; 4, Florence Ekpo-Umoh GER 51.47; 5, Anastasiya Kapachinskaya RUS 51.68; 6, Donna Fraser GBR 51.77; 7, Aliann Pompey GUY 51.96; 8, Anna Kozak BLR 52.13

Paris 2003

Final (Aug 27)

1,	Ana Guevara	MEX	48.89	23.2/25.7
2,	Lorraine Fenton	JAM	49.43	23.7/25.7
3,	Amy Mbacké Thiam	SEN	49.95	23.3/26.7
4,	Natalya Nazarova	RUS	49.98	
5,	Tonique Williams	BAH	50.38	23.6/26.8
6,	Olesya Zykina	RUS	50.59	
7,	Lee McConnell	GBR	51.07	
8,	Svetlana Pospelova	RUS	51.30	

Guevara had been unbeaten in 21 finals since her Edmonton bronze. In Paris, she not only won again but moved into the world all-time top 10 at 48.89, the world's quickest since 1996. It was defending champion Thiam (lane 6) who started fastest in the final before Guevara (lane 3) went ahead to reach 200m in 23.2. Edmonton runner-up Fenton closed on the second bend before the Mexican pulled clear in the straight. Thiam barely held off Nazarova for the bronze. This was Mexico's first woman's gold and their first ever in these championships outside of the men's walks.

First round (First 3 & 9 fastest to semi-finals) (Aug 24)

Heat 1: 1, Guevara 51.14; 2, Usovich 51.39; 3, Afolabi 51.47; 4, Nguimgo 51.65; 5, Shinkins 52.06; 6, Sandrine Thiébaud-Kangni TOG 52.50; 7, Geisa Coutinho BRA 53.31

Heat 2: 1, Nazarova 51.09; 2, Amertil 51.72; 3, Richards 51.86; 4, Yefremova 51.91; 5, Tkach 52.06; 6, Trotter 52.17; 7, Irisca Kithouka CGO 60.04

Heat 3: 1, Williams 51.24; 2, Zykina 51.32; 3, Washington 51.53; 4, Regis 51.97; 5, Chrisoula Goudenouddhi GRE 52.33; 6, Solèn Désert FRA 52.41; 7, Aida Torosyan ARM 58.02; 8, Wai Kuan Hoi MAC 60.75

Heat 4: 1, Fenton 50.90; 2, Pospelova 51.00; 3, McConnell 51.67; 4, Bulikiobo 52.01; 5, Aliann Pompey GUY 52.21; 6, Fatou Binetou Fall SEN 52.35; 7, Eliana Pacheco VEN 54.32

Heat 5: 1, Thiam 50.86; 2, Richards 51.00; 3, Prokopek 51.36; 4, Smith 51.62; 5, Seyerling 52.18; 6, Claudia Marx GER 52.30; 7, Lilian Bwalya ZAM 56.84; 8, Shifana Ali MDV 61.74

Semi-finals (First 2 & 2 fastest to final) (Aug 25)

Heat 1: 1, Thiam 50.78; 2, Pospelova 50.84; 3, McConnell 51.06; 4, Sanya Richards USA 51.32; 5, Olabisi Afolabi NGR 51.38; 6, Ronetta Smith JAM 51.39; 7, Heide Seyerling RSA 51.89; 8, Hazel-Ann Regis GRN 51.95

Heat 2: 1, Williams 50.43; 2, Fenton 50.45; 3, Zykina 50.96; 4, Demetria Washington USA 51.31; 5, Dee Dee Trotter USA 51.68; 6, Grazyna Prokopek POL 51.89; 7, Makelesi Bulikiobo FIJ 52.27; 8, Antonina Yefremova UKR 53.19

Heat 3: 1, Guevara 50.68; 2, Nazarova 50.92; 3, Mireille Nguimgo CMR 51.19; 4, Svetlana Usovich BLR 51.46; 5, Sandie Richards JAM 51.80; 6, Christine Amertil BAH 51.85; 7, Anna Tkach ISR 52.25; 8, Karen Shinkins IRL 52.74

Helsinki 2005

Final (Aug 10)

1,	Tonique Williams-Darling	BAH	49.55	35.7/13.9
2,	Sanya Richards	USA	49.74	35.6/14.2
3,	Ana Guevara	MEX	49.81	36.1/13.8
4,	Svetlana Pospelova	RUS	50.11	35.8/14.4
5,	Dee Dee Trotter	USA	51.14	36.5/14.7
6,	Olesya Zykina	RUS	51.24	36.7/14.6
7,	Monique Henderson	USA	51.77	36.3/15.5
8,	Amy Mbacké Thiam	SEN	52.22	36.5/15.8

Although Williams-Darling and Richards had traded wins during the season, Richards was probably a slight favourite by dint of her faster seasonal best (49.28 versus 49.69). Pospelova was the only athlete under 51 seconds in the heats, with 50.80. The serious running began the next day. Richards and Williams-Darling pleased their supporters

with Richards winning the first race in 50.05 after easing down, while the Olympic Champion swept away the opposition in the last heat, passing 300m in 35.5 before finishing in 49.69. Pospelova won the other semi in 50.34.

For Thiam, Guevara and Zykina this was their third final. Richards was out fastest, and led at 200m 23.5, with Pospelova and Williams-Darling her closest pursuers. At 300m Richards still led, but the margin was now only one metre as Williams-Darling began to edge closer to the lead. She caught Richards with 30m to go and won by one and a half metres from the American, with Guevara, the fastest over the last 100m, third just behind Richards. Pospelova placed fourth, nearly 10m ahead of Trotter, while Zykina was sixth – for the third championship in a row!

An emotional Williams-Darling first shouted "what!" repeatedly after winning, before mouthing the words "thank you."

First round (First 3 & 6 fastest to semi-finals) (Aug 7)

Heat 1: 1, Guevara 51.14; 2, Amertil 51.35; 3, Fall 51.45; 4, Fraser 51.68; 5, Guzowska 52.20; 6, Dimitra Dova GRE 52.29; 7, Egle Uljas EST 52.94; 8, Kou Luogon LBR 54.85

Heat 2: 1, Trotter 51.44; 2, Ohuruogu 51.76; 3, Shinkins 51.82; 4, Nadjina 51.88; 5, Teodoro 52.19; 6, Asami Tanno JPN 52.80; 7, Sandrine Thiébaud-Kangni TOG 53.39; 8, Gayane Bulghadartan ARM 59.46

Heat 3: 1, Pospelova 50.80; 2, Ponteen 51.37; 3, El Jack 51.61; 4, María Laura Almirão BRA 52.69; 5, Lisvania Grenot CUB 53.05; 6, Bárbara Petrání HUN 53.09; 7, Kirsi Mykkänen FIN 53.10; 8, Shifana Ali MDV 61.55

Heat 4: 1, Williams-Darling 51.04; 2, Zykina 51.59; 3, Williams 52.07; 4, Kozak 52.19; 5, Grazyna Prokopek POL 52.39; 6, Solèn Desert FRA 52.94; 7, Amantle Montsho BOT 53.97

Heat 5: 1, Richards 51.00; 2, Thiam 51.66; 3, Fenton 52.07; 4, Hazel-Ann Regis GRN 52.51; 5, Antonina Yefremova UKR 52.89; 6, Aliann Pompey GUY 53.12; 7, Estie Wittstock RSA 53.28

Heat 6: 1, Antyukh 51.38; 2, Henderson 51.65; 3, Usovich 51.66; 4, McConnell 52.00; 5, Ronetta Smith JAM 52.26; 6, Kineke Alexander VIN 54.45; 7, Mounira Al-Saleh SYR 55.83; Hortense Béwouda CMR DNF

Semi-finals (First 2 & 2 fastest to final) (Aug 8)

Heat 1: 1, Richards 50.05; 2, Thiam 50.83; 3, Natalya Antyukh RUS 50.99; 4, Nawal El Jack SUD 51.85; 5, Tiandra Ponteen SKN 51.88; 6, Shericka Williams JAM 52.44; 7, Donna Fraser GBR 52.48; 8, Anna Kozak BLR 52.73

Heat 2: 1, Pospelova 50.34; 2, Trotter 50.73; 3, Christine Amertil BAH 51.03; 4, Christine Ohuruogu GBR 51.43; 5, Lorraine Fenton JAM 51.48; 6, Kaltouma Nadjina CHA 52.07; 7, Fatou Binetou Fall SEN 52.35; 8, Anna Guzowska POL 52.45

Heat 3: 1, Williams-Darling 49.69; 2, Guevara 50.33; 3, Zykina 50.73; 4, Henderson 50.73; 5, Ilona Usovich BLR 50.96; 6, Lee McConnell GBR 51.15; 7, Lucimar Teodoro BRA 51.98; 8, Karen Shinkins IRL 52.17

Osaka 2007

Final (Aug 29)

1,	Christine Ohuruogu	GBR	49.61	23.78/25.83
2,	Nicola Sanders	GBR	49.65	24.08/25.57
3,	Novlene Williams	JAM	49.66	23.37/26.29
4,	Ana Guevara	MEX	50.16	
5,	Deedee Trotter	USA	50.17	24.1 /26.1
6,	Natalya Antyukh	RUS	50.33	
7,	Ilona Usovich	BLR	50.54	
8,	Mary Wineberg	USA	50.96	

With Sanya Richards and Allyson Felix running the 200m, Novlene Williams became the pre-race favourite. The Jamaican was the fastest in both preliminary rounds, with 50.21 and 49.66. The other semi-final winners were the British pair of Sanders and Ohuruogu. The latter had just returned from a year's suspension after having missed three doping control tests and clocked a surprising 50.56 in the Osaka warm-up meeting two days before the championships opened.

Williams and former champion Guevara were off fastest in the final, passing 100m in 12.0, then Williams surged and led at halfway in 23.37, with Ohuruogu and Guevara four metres behind. At 300m Williams led by two metres in 35.73, with Antyukh (35.9), Ohuruogu (36.13) and Sanders (36.17) well placed to attack. First Sanders and then Ohuruogu passed Antyukh. The two Britons closed on Williams, finally catching her with five metres to go, and Ohuruogu finally dipped 30cm ahead of Sanders and Williams, who appeared to ease off just before the line. In fourth place Guevara completed what was to be

her final individual race. The 2005 champion Tonique Darling (defeated by Ohuruogu at the 2006 Commonwealth Games) had also effectively retired at this point in time.

First round (First 4 & 4 fastest to semi-finals) (Aug 26)

Heat 1: 1, Antyukh 50.88; 2, Wineberg 51.25; 3, Lloyd 51.42; 4, McConnell 51.44; 5, Oksana Shcherbak UKR 52.39; 6, Justine Bayigga UGA 53.25; 7, Joy Eze NGR 53.83; 8, Olga Tereshkova KAZ 54.09

Heat 2: 1, Trotter 51.27; 2, Sanders 51.45; 3, Cuddihy 51.55; 4, Amertil 51.55; 5, Zuzanna Radecka POL 52.19; 6, Folashade Abugan NGR 52.58; 7, Maria Laura Almirão BRA 53.68; 8, HazelAnn Regis GRN 54.78; 9, Vera Barbosa CPV 58.56

Heat 3: 1, Veshkurova 51.67; 2, S Williams 51.72; 3, Petráhn 51.86; 4, Montsho 51.87; 5, Kineke Alexander VIN 52.51; 6, Ginou Etienne HAI 53.89; 7, Amy Mbacké Thiam SEN 54.31; 8, Nawal Al-Jak SUD 55.29

Heat 4: 1, N Williams 50.21; 2, Guevara 50.85; 3, Tírlea 51.59; 4, Martínez 51.74; 5, Pompey 51.95; 6, Ekpukhon 52.05; 7, Makelesi Bulikiobo FIJ 52.23; 8, Solen Désert FRA 54.03

Heat 5: 1, Ohuruogu 50.46; 2, Usovich 50.53; 3, Hastings 51.07; 4, Terrero 51.76; 5, Reina 52.02; 6, Tanno 52.13; 7, Gabriela Medina MEX 53.16; 8, Sandrine Thiébaud-Kangni TOG 54.11; 9, Temalangeni Dlamini SWZ 58.27

Semi-finals (First 2 & 2 fastest to final) (Aug 27)

Heat 1: 1, N Williams 49.66; 2, Guevara 50.19; 3, Usovich 50.31; 4, Joanne Cuddihy IRL 50.73; 5, Lee McConnell GBR 51.07; 6, Indra Terrero CUB 51.08; 7, Natasha Hastings USA 51.45; 8, Asami Tanno JPN 51.81

Heat 2: 1, Sanders 49.77; 2, Antyukh 49.93; 3, Trotter 50.31; 4, Shericka Williams JAM 50.37; 5, Christine Amertil BAH 51.18; 6, Daniela Reina ITA 51.99; 7, Barbara Petráhn HUN 52.12; 8, Aliann Pompey GUY 53.58

Heat 3: 1, Ohuruogu 50.16; 2, Wineberg 50.27; 3, Tatyana Veshkurova RUS 50.71; 4, Amantle Montsho BOT 50.90; 5, Shereefa Lloyd JAM 51.00; 6, Christy Ekpukhon NGR 51.60; 7, Ionela Tírlea ROU 51.62; 8, Aymé Martínez CUB 57.77

400 METRES

Multiple Medallists:

3	Jearl Miles-Clark	USA	93-1, 95-3, 97-3
	Lorraine Graham/Fenton	JAM	99-3, 01-2, 03-2
	Ana Guevara	MEX	01-3, 03-1, 05-3
2	Marie-José Pérec	FRA	91-1, 95-1
	Sandie Richards	JAM	93-3, 97-2
	Cathy Freeman	AUS	97-1, 99-1
	Amy Mbacké Thiam	SEN	01-1, 03-3

Most Finals:

4	Grit Breuer	GER	91-2, 97-4, 99-7, 01-4
	Miles-Clark		91-5, 93-1, 95-3, 97-3
	Falilat Ogunkoya	NGR	95-6, 97-5, 99-4, 01-dnf
	Guevara		01-3, 03-1, 05-3, 07-4
3	Richards		93-3, 95-8, 97-2
	Freeman		95-4, 97-1, 99-1
	Graham/Fenton		99-3, 01-2, 03-2
	Thiam		01-1, 03-3, 05-8
	Olesya Zykina	RUS	01-6, 03-6, 05-6

Most Appearances:

6	Richards		87-5s3, 93-3, 95-8, 97-2, 01-6s2, 03-5s3
5	Kaltouma Nadjina	CHA	93-7h1, 97-7h2, 99-6q3, 01-5, 05-6s2
	Graham/Fenton		97-5s1, 99-3, 01-2, 03-2, 05-5s2
	Guevara		99-6s1, 01-3, 03-1, 05-3, 07-4
	Thiam		99-7s2, 01-1, 03-3, 05-8, 07-7h3

National Placings:

	1	2	3	4	5	6	7	8	Points
USA	1	2	2	-	4	-	4	3	61
GER	-	3	1	3	-	-	2	-	46
JAM	-	3	3	-	-	-	1	1	42
RUS	-	-	-	3	-	5	-	2	32
URS	1	-	1	2	-	1	-	1	28
MEX	1	-	2	1	-	-	-	-	25
AUS	2	-	-	1	-	-	-	-	21
BAH	1	1	-	-	1	-	1	-	21
GBR	1	1	-	-	1	-	1	-	21
FRA	2	-	-	-	-	-	-	-	16
NGR	-	-	-	1	2	1	-	-	16
TCH	1	1	-	-	-	-	-	-	15
SEN	1	-	1	-	-	-	-	1	15
ESP	-	-	1	-	-	1	-	-	9
CAN	-	-	-	-	1	1	-	-	7
COL	-	-	-	-	1	1	-	-	7
CHA	-	-	-	-	1	-	-	-	4
CZE	-	-	-	-	-	1	-	-	3
BLR	-	-	-	-	-	-	1	-	2
CMR	-	-	-	-	-	-	1	-	2
Totals	11	11	11	11	11	11	11	8	393

800 Metres

Helsinki 1983

Final (Aug 9)

1,	Jarmila Kratochvílová	TCH	1:54.68
2,	Lyubov Gurina	URS	1:56.11
3,	Yekaterina Podkopayeva	URS	1:57.58
4,	Margrit Klinger	FRG	1:58.11
5,	Robin Campbell	USA	2:00.03
6,	Doina Melinte	ROU	2:00.13
7,	Milena Matejkovicová	TCH	2:01.72
8,	Antje Schröder	GDR	2:02.13

For some observers, Jarmila Kratochvílová's greatest moment in Helsinki came the day before her 400m world record. The Czech runner was faced with a 400m semi-final and an 800m final within 35 minutes. She comfortably won the first of the 400m semi-finals in 51.08 before receiving a massage in preparation for the two-lap final.

Precisely 33:27.5 after the finish of that first 400m semi, the gun fired for the 800m final. The leader at the break from lanes in the final was Gurina. She was overtaken by Podkopayeva, who went through the bell in 57.59. After the race, the Soviet duo said they felt they should have set a faster pace. As it was, Kratochvílová stayed comfortably in third place until Gurina went to the front again on the final backstraight. Kratochvílová quickly covered this move, but held back for a further 100m before taking the lead herself.

The Czech runner opened up a gap of 10m on the final bend and raced further away in the straight. She crossed the line in 1:54.68, a time which only one other woman had ever bettered. Her final 200m had taken just 27.3 – quicker than three of the runners in the men's 800m final. The manner of her victory suggested she could have a much faster total time.

First round (First 3 & 4 fastest to semi-finals) (Aug 7)

Heat 1: 1, Klinger 2:02.08; 2, Januchta 2:02.58; 3, Matejkovicová 2:02.60; 4, Lina 2:04.50; 5, Attina Sawtell COK 2:18.25; 6, Kungu Bankombo COD 2:19.68

Heat 2: 1, Podkopayeva 2:06.42; 2, Petrova 2:06.60; 3, Moravciková 2:06.76; 4, McCabe 2:07.23; 5, Maria Lomba STP 2:21.90; Fatalmoudo Touré MLI DQ

Heat 3: 1, Schröder 2:10.61; 2, Kratochvílová 2:12.35; 3, N'Drin 2:12.52; 4, Halah Mughrabi SYR 2:15.37; 5, Eucaris Caicedo COL 2:17.06; 6, Soifiya Mohamed COM 2:55.64; Irina Podyalovskaya URS DNS

Heat 4: 1, Gurina 2:04.17; 2, Melinte 2:04.30; 3, Campbell 2:04.83; 4, Krebs 2:05.49; 5, Bean 2:13.80; 6, Trinh Thi Be VIE 2:17.54; 7, Khadija Al Matari JOR 2:28.72

Semi-finals (First 4 to final) (Aug 8)

Heat 1: 1, Podkopayeva 1:59.55; 2, Kratochvílová 1:59.58; 3, Matejkovicová 2:00.02; 4, Campbell 2:00.22; 5, Jolanta Januchta POL 2:01.23; 6, Jill McCabe SWE 2:01.91; 7, Elena Lina ROU 2:03.59; 8, Celestine N'Drin CIV 2:08.14

Heat 2: 1, Gurina 1:59.33; 2, Schröder 1:59.46; 3, Klinger 1:59.49; 4, Melinte 1:59.60; 5, Zuzana Moravciková TCH 1:59.96; 6, Totka Petrova BUL 2:01.32; 7, Tina Krebs DEN 2:02.19; 8, Jennifer Bean BER 2:12.93

Rome 1987

Final (Aug 31)

1,	Sigrun Wodars	GDR	1:55.26
2,	Christine Wachtel	GDR	1:55.32
3,	Lyubov Gurina	URS	1:55.56
4,	Ana Quirot	CUB	1:55.84
5,	Jarmila Kratochvílová	TCH	1:57.81
6,	Mitica Junghiatu	ROU	1:59.66
7,	Nadezhda Olizarenko	URS	2:00.28
8,	Slobodanka Colovic	YUG	2:02.09

The two closely-matched GDR runners, Wachtel and Wodars, took control of the final from the start. Wachtel raced through 200m in 26.89 before Wodars went to the front to pass the bell in 56.30.

Quirot, Gurina and Kratochvílová were in touch, but the defending champion fell back on the second lap. Wachtel moved to the front again at 600m (1:25.08). Into the finishing straight, Quirot made her bid round the outside of Wachtel, who herself had drifted away from the kerb. This allowed Wodars to take the shortest route through on the inside. The three ran in a line for an instant. Wodars then moved ahead to win. Quirot never got on terms with the GDR pair and was then deprived of the bronze by Gurina.

First round (First 3 & 4 fastest to semi-finals) (Aug 29)

Heat 1: 1, Colovic 2:02.54; 2, Walton Floyd 2:02.76; 3, Kratochvílová 2:03.06; 4, Rosa Colorado ESP 2:03.40; 5, Soraya Telles BRA 2:03.55; 6, AUSA Mwendachabe ZAM 2:07.06; 7, Jacqueline Rasoazanamanalina MAD 2:11.27; Maria Lomba STP DNS

Heat 2: 1, Quirot 2:01.99; 2, Junghiatu 2:02.23; 3, Thoumas 2:02.54; 4, Washington 2:02.61; 5, Selina Chirchir KEN 2:02.90; 6, Jennifer Fisher BER 2:09.04; 7, Mireille Sankatsing SUR 2:12.02; Sarmila Ray BAN DNS

Heat 3: 1, Wachtel 2:01.50; 2, Gurina 2:01.74; 3, Edwards 2:02.57; 4, Catalina Gheorghiu ROU 2:03.04; 5, Angelita Lind PUR 2:04.59; 6, Puseletso Monkoe LES 2:22.29; 7, Letticia Thomas DMA 2:26.02; Andri Avraam CYP DNS

Heat 4: 1, Wodars 1:59.97; 2, Sedlaková 2:00.23; 3, Olizarenko 2:00.28; 4, Burzminski 2:01.62; 5, Clark 2:01.81; 6, Akra 2:02.24; 7, Zeina Boulos Neaime LIB 2:15.75; Kungu Bankombo COD DNS

Semi-finals (First 3 & 2 fastest to final) (Aug 30)

Heat 1: 1, Quirot 1:57.96; 2, Wodars 1:58.06; 3, Gurina 1:58.16; 4, Kratochvílová 1:58.65; 5, Colovic 1:58.85; 6, Diane Edwards GBR 1:59.34; 7, Essie Washington USA 2:02.65; 8, Mary Burzminski CAN 2:03.72

Heat 2: 1, Wachtel 2:01.47; 2, Olizarenko 2:01.63; 3, Junghiatu 2:01.65; 4, Gabriela Sedlaková TCH 2:02.27; 5, Delisa Walton-Floyd USA 2:02.45; 6, Nathalie Thoumas FRA 2:03.90; 7, Maria Akra SWE 2:05.20; 8, Joetta Clark USA 2:06.10

Tokyo 1991**Final (Aug 26)**

1,	Liliya Nurutdinova	URS	1:57.50
2,	Ana Quirot	CUB	1:57.55
3,	Ella Kovacs	ROU	1:57.58
4,	Maria Mutola	MOZ	1:57.63WJR
5,	Letitia Vriesde	SUR	1:58.25
6,	Christine Wachtel	GER	1:58.90
7,	Ann Williams	GBR	2:01.01
8,	Svetlana Masterkova	URS	2:02.92

Liliya Nurutdinova – whose previous major honour was the 1990 European bronze medal – was a surprise winner after a dramatic finish.

The Soviet runner led through the first lap of the final (56.44), closely followed by the favourite, Quirot. Six women were still in contention around the last bend, and Quirot nosed in front on the inside to lead with 100m remaining. Nurutdinova reacted to regain a narrow advantage. Kovacs was close behind as was the teenage sensation from Mozambique, Mutola.

Nurutdinova succeeded in holding off Quirot, while Mutola found that her fast finish was blocked by Kovacs. The Romanian drifted into the path of the Mozambique runner. The two collided and Kovacs fell across the finishing line. Just 0.13 separated the first four finishers. A protest was lodged on Mutola's behalf, but this was rejected. She nevertheless set a new world junior record.

First round (First 2 & 6 fastest to semi-finals) (Aug 24)

Heat 1: Kovacs 2:01.06; 2, Williams 2:01.44; 3, Figueiredo 2:01.71; 4, Clark 2:01.81; 5, Tuuli Merikoski FIN 2:03.84; 6, Gabriella Dorio ITA 2:07.54; 7, Nana-Kaddine Thera MLI 2:30.77

Heat 2: 1, Masterkova 2:04.52; 2, Crooks 2:04.60; 3, Meredith Rainey USA 2:04.84; 4, Mitica Constantin ROU 2:06.53; 5, Sharon Stewart AUS 2:08.72; 6, Mantokaone Pitso LES 2:24.63; Shermaine Ross GRN DNS

Heat 3: 1, Mutola 2:00.86; 2, Quirot 2:00.88; 3, Grau 2:00.99; 4, Maria Akra SWE 2:02.58; 5, Mayte Zúñiga ESP 2:03.24; 6, Edith Nakiyingi UGA 2:05.19; Dawne Williams DMA DNS

Heat 4: 1, Bruhns 2:00.11; 2, Nurutdinova 2:00.13; 3, Baker 2:01.22; 4, Ellen van Langen NED 2:02.02; 5, Aisling Molloy IRL 2:02.31; 6, Sharmaine Williams TKS 3:00.97; Floyd DQ (2:00.05)

Heat 5: 1, Wachtel 2:01.45; 2, Vriesde 2:01.51; 3, Strnadová 2:01.95; 4, Inna Yevseyeva URS 2:03.09; 5, Tudorita Chidu ROU 2:03.81; 6, Elsa Amaral POR 2:03.83; 7, Paula Fryer GBR 2:04.64; 8, Sylene Blake MNT 2:51.71

Semi-finals (First 4 to final) (Aug 25)

Heat 1: 1, Quirot 2:00.08; 2, Kovacs 2:00.13; 3, Nurutdinova 2:00.13; 4, Williams 2:00.30; 5, Milena Strnadová TCH 2:00.47; 6, Maria Figueiredo BRA 2:01.53; 7, Joetta Clark USA 2:02.35; Sigrun Grau GER DNS

Heat 2: 1, Wachtel 1:59.10; 2, Vriesde 1:59.15; 3, Masterkova 1:59.15; 4, Mutola 1:59.29; 5, Birthe Bruhns GER 1:59.93; 6, Charmaine Crooks CAN 2:00.63; 7, Lorraine Baker GBR 2:01.32; Delisa Floyd USA DQ (2:01.32)

Stuttgart 1993**Final (Aug 17)**

1,	Maria Mutola	MOZ	1:55.43
2,	Lyubov Gurina	RUS	1:57.10

3,	Ella Kovacs	ROU	1:57.92
4,	Diane Modahl	GBR	1:59.42
5,	Meredith Rainey	USA	1:59.57
6,	Liu Li	CHN	2:04.45
7,	Tina Paulino	MOZ	3:19.89
	Liliya Nurutdinova	RUS	DQ (r40.1) (3:19.18)

By 1993, Mutola – fourth in Tokyo – had developed into the world's leading two-lap runner. The pace in the final was set by Rainey, who had employed the same tactic in the semi-final where she set a lifetime best. She passed 400m in 55.49 with Mutola next to last. On the second backstraight, Mutola rapidly improved to get in front at the start of the last bend. At this instant, disaster struck the other Mozambique runner in the final, Paulino – a distant cousin of Mutola and considered a serious threat. She tripped and fell, taking with her Liu and Nurutdinova. This left 36 year-old Gurina an isolated second. Mutola stretched her lead to 15m with a 29.47 last 200m. Gurina repeated her 1983 silver and Kovacs her 1991 bronze.

After the race there was more bad news for the doped champion Nurutdinova – she failed a doping control test.

First round (First 2 & 6 fastest to semi-finals) (Aug 14)

Heat 1: 1, Liu 1:59.60; 2, Gurina 1:59.90; 3, Wachtel 2:01.42; 4, Satu Jaaskelainen FIN 2:03.66; 5, Carla Sacramento POR 2:03.74; 6, Sheila Seebaluk MRI 2:10.54; 7, Ablavi Agbenyeke TOG 2:23.19

Heat 2: 1, Paulino 2:01.46; 2, Holmes 2:01.70; 3, Natalya Dukhnova BLR 2:01.78; 4, Wang Yuan CHN 2:02.98; 5, Luciana Mendes BRA 2:03.55; 6, Shiny Wilson IND 2:06.64; 7, Alia Almatari JOR 2:15.23; 8, Shermaine Ross GRN 2:15.84

Heat 3: 1, Modahl 2:00.80; 2, Wickus 2:00.91; 3, Zwiener 2:01.37; 4, Mernikova 2:01.65; 5, Anna Brzezinska POL 2:01.67; 6, Laurence Niyonsaba RWA 2:12.52; Nurutdinova DQ (r40.1) (2:00.85)

Heat 4: 1, Kovacs 2:01.36; 2, Figueiredo 2:01.91; 3, Joetta Clark USA 2:02.15; 4, Fabia Trbaldo ITA 2:02.36; 5, Yelena Storchevaya UKR 2:03.50; 6, Edith Nakiyingi UGA 2:07.81; 7, Karolina Tanona FIJ 2:15.12

Heat 5: 1, Mutola 1:59.81; 2, Rainey 1:59.87; 3, Bruhns 2:00.29; 4, Wamuyu 2:01.59; 5, Yelena Afanasyeva RUS 2:01.94; 6, Lorie Ann Adams GUY 2:09.77; 7, Tamador Ismail SUD 2:41.51

Semi-finals (First 4 to final) (Aug 15)

Heat 1: 1, Mutola 1:58.69; 2, Liu 1:58.96; 3, Modahl 1:59.12; 4, Christine Wachtel GER 1:59.86; 5, Amy Wickus USA 2:00.55; 6, Oksana Memikova BLR 2:01.20; 7, Gladys Wamuyu KEN 2:02.13; Nurutdinova DQ (r40.1) (1:59.17)

Heat 2: 1, Paulino 1:57.31; 2, Kovacs 1:57.46; 3, Rainey 1:57.63; 4, Gurina 1:57.82; 5, Kelly Holmes GBR 1:58.64; 6, Birthe Bruhns GER 1:59.66; 7, Sabine Zwiener GER 2:00.77; 8, Maria Figueiredo BRA 2:01.01

Gothenburg 1995**Final (Aug 13)**

1,	Ana Quirot	CUB	1:56.11
2,	Letitia Vriesde	SUR	1:56.68
3,	Kelly Holmes	GBR	1:56.95
4,	Patricia Djaté	FRA	1:57.04
5,	Meredith Rainey	USA	1:58.20
6,	Ellen van Langen	NED	1:58.98
7,	Lyubov Gurina	RUS	1:59.16
8,	Tatyana Grigoryeva	RUS	2:05.55

The unfortunate Mutola was disqualified after winning her semi for stepping on the line inside her lane at the start of the race. Thus ended her 42-race winning streak which stretched back to 1992 and meant she could not defend her title.

In Mutola's absence, few would have wished to devalue Ana Quirot's victory in the final which provided the most emotional moment of the week. The Cuban, fourth in 1987 and second in 1991, was making a courageous comeback after a terrible domestic accident in January 1993 which left her with burns over much of her upper body.

Just as she did in Stuttgart, Rainey took up the pace in the final. She went through 400m in 56.42 and was still in front at 600m (1:25.91). Holmes then edged in front in the finishing straight before being passed in turn by Quirot then Vriesde. The 32 year-old Cuban won easily with a 1995 world best.

"In my heart I never thought I could come back so strongly," said Quirot. "This is the most beautiful victory of my life."

Djáté, who just failed to overtake Holmes for the bronze, overcame the loss of a shoe in the semi-final to qualify for the final.

First round (First 2 & 6 fastest to semi-finals) (Aug 10)

Heat 1: 1, Djaté 1:59.07; 2, van Langen 1:59.61; 3, Dukhnova 2:00.13; 4, Amy Wickus USA 2:01.38; 5, Malin Ewerlöf SWE 2:02.28; 6, Julia Sakara ZIM 2:03.68; 7, Yaznee Nasheeda MDV 2:34.18

Heat 2: 1, Vriesde 1:59.73; 2, Grigoryeva 2:00.03; 3, Holmes 2:00.23; 4, Paulino 2:00.75; 5, Jongmans 2:01.13; 6, Kutre Dulecha ETH 2:01.74; 7, Lorie Ann Adams GUY 2:07.57; 8, Fanta Camara GUI 2:20.78

Heat 3: 1, Quirot 2:00.84; 2, Afanasyeva 2:01.04; 3, Petya Strashilova BUL 2:01.54; 4, Joetta Clark USA 2:01.70; 5, Karen Gydesen DEN 2:04.41; 6, Regula Zürcher SUI 2:05.87; 7, Cheong Tsui Fong SIN 2:19.35

Heat 4: 1, Mutola 1:59.93; 2, Rainey 2:00.13; 3, Kovacs 2:00.95; 4, Miroshnik 2:01.24; 5, Anne Bruns GER 2:03.16; 6, Aisling Molloy IRL 2:04.15; Inez Turner JAM DQ (r163.3)

Heat 5: 1, Yevseyeva 2:01.74; 2, Gurina 2:01.76; 3, Luciana Mendes BRA 2:01.82; 4, Charmaine Crooks CAN 2:02.04; 5, Ludmila Formanová CZE 2:02.39; 6, Jyotirmoy Sikdar IND 2:03.68; 7, Rita Martin SUD 2:43.22

Semi-finals (First 4 to final) (Aug 11)

Heat 1: 1, Quirot 2:01.37; 2, Holmes 2:01.52; 3, Djaté 2:01.73; 4, Vriesde 2:02.75; 5, Yelena Afanasyeva RUS 2:03.66; 6, Svetlana Miroshnik UKR 2:03.72; 7, Tina Paulino MOZ 2:04.51; 8, Stella Jongmans NED 2:05.11

Heat 2: 1, Rainey 1:58.49; 2, Grigoryeva 1:58.61; 3, Gurina 1:58.70; 4, van Langen 1:58.86; 5, Natalya Dukhnova BLR 1:59.45; 6, Inna Yevseyeva UKR 2:00.93; 7, Ella Kovacs ROU 2:03.31; Maria Mutola MOZ DQ (r163.3) (1:58.20)

Athens 1997

Final (Aug 9)

1,	Ana Quirot	CUB	1:57.14
2,	Yelena Afanasyeva	RUS	1:57.56
3,	Maria Mutola	MOZ	1:57.59
4,	Letitia Vriesde	SUR	1:58.12
5,	Ludmila Formanová	CZE	1:59.52
6,	Toni Hodgkinson	NZL	2:00.40
7,	Joetta Clark	USA	2:02.05
8,	Stella Jongmans	NED	2:05.50

Two years earlier Quirot capitalised on the disqualification of the previously all-conquering Mutola to bring off an emotionally charged victory. This time Mutola made it safely to the final, although she did squander precious energy in her semi by front running an extravagant 1:57.49. Mutola loves to lead at a fast pace, almost always running the finish out of her opponents, but in the final her splits of 58.32 at 400m and 88.28 at 600m proved insufficient. Quirot stuck resolutely to her and pulled clear 50m from the finish to become the first repeat winner of a global title in the women's 800, while to add insult to injury Mutola was pipped for second on the line by Afanasyeva.

First Round (First 2 & 6 fastest to semi-finals) (Aug 6)

Heat 1: 1, Formanová 2:01.46; 2, Dukhnova 2:02.39; 3, Linda Kisabaka GER 2:03.22; 4, Julia Sakara ZIM 2:03.55; 5, Öznur Dursun TUR 2:04.62; 6, Léontine Tsiba CGO 2:07.34; 7, Abok Shol SUD 2:16.74; Malin Ewerlöf SWE DNS

Heat 2: 1, Quirot 2:01.56; 2, Buzhenko 2:02.00; 3, Hodgkinson 2:02.21; 4, Jill McMullen USA 2:06.16; 5, Theoni Kostopoulou GRE 2:07.32; 6, Jolanda Ceplak SLO 2:10.97; 7, Adama Njie GAM 2:13.50

Heat 3: 1, Vriesde 2:00.92; 2, Jongmans 2:01.06; 3, Rosa Kutty IND 2:02.22; 4, Kathy Rounds USA 2:03.33; 5, Dawn Sewer-Williams DMA 2:03.35; 6, Natalia Al-Farran LIB 2:18.11; 7, Donata Mutegwamaso RWA 2:25.07; Tsyoma DQ (r40.1) (2:01.87)

Heat 4: 1, Mutola 2:00.88; 2, Clark 2:01.15; 3, Strashilova 2:01.49; 4, Benida-Merah 2:01.54; 5, Stephanie Graf AUT 2:02.52; 6, Charmaine Crooks CAN 2:02.84; 7, Yaznee Nasheeda MDV 2:36.18; Anhel Alberta Cape GBS DNS

Heat 5: 1, Afanasyeva 2:00.12; 2, Mendes 2:00.89; 3, Benhassi 2:01.56; 4, Rydz 2:01.68; 5, Iryna Nedelenko UKR 2:03.56; 6, Monika Kinnunen FIN 2:04.11; 7, Monica Randi SMR 2:16.00

Semi-finals (First 4 to final) (Aug 7)

Heat 1: 1, Mutola 1:57.49; 2, Afanasyeva 1:59.05; 3, Jongmans 1:59.32; 4, Clark 1:59.34; 5, Luciana Mendes BRA 1:59.45; 6, Yelena Buzhenko UKR 2:02.62; 7, Hasna Benhassi MAR 2:03.70; 8, Malgorzata Rydz POL 2:05.00

Heat 2: 1, Quirot 1:59.37; 2, Vriesde 1:59.62; 3, Formanová 1:59.71; 4, Hodgkinson 2:00.25; 5, Natalya Dukhnova BLR 2:00.91; 6, Nouria Benida-Merah ALG 2:01.08; 7, Petya Strashilova BUL 2:01.44; Lyubov Tsyoma RUS DQ (r40.1) (DNF)

Seville 1999

Final (Aug 24)

1,	Ludmila Formanová	CZE	1:56.68	57.9/58.8
----	-------------------	-----	---------	-----------

2,	Maria Mutola	MOZ	1:56.72	57.7/59.1
3,	Svetlana Masterkova	RUS	1:56.93	58.0/59.0
4,	Jearl Miles-Clark	USA	1:57.40	57.63/59.77
5,	Natalya Tsyganova	RUS	1:57.81	58.0/59.8
6,	Natalya Gorelova	RUS	1:57.90	58.1/59.8
7,	Stephanie Graf	AUT	1:57.92	58.0/59.9
8,	Natalya Dukhnova	BLR	1:58.69	58.0/60.7

On paper it should have been between Olympic Champion Masterkova, the year's fastest performer at 1:55.87, and the 1993 World Champion Mutola with a personal best of 1:55.19. Masterkova had beaten Mutola in Oslo and Rome but, hampered by an ankle problem, she could finish only 4th, 3rd and 2nd in Paris, Monaco and Zürich, Mutola winning each time. However, it was Formanová, who had pulled off a sensational victory over Mutola for the world indoor title earlier in the year, who brought off a magnificent last-gasp victory in a most thrilling race.

Miles-Clark cut out a swift pace (27.14, 57.63, 87.45) but as she faded early in the final straight it was Mutola and Masterkova who fought it out for the lead. Mutola edged ahead but a late run by the previously boxed in Formanová, finishing in lane 4, enabled her to follow in the footsteps of her coach Jarmila Kratochvilová. "I couldn't believe I had won," she said. "I could see I was catching the girls up but I never thought I could win." Mutola said she had concentrated on Masterkova and Miles-Clark. "I didn't see Formanová coming. When I did it was too late."

First round (First 2 & 6 fastest to Semi-finals) (Aug 21)

Heat 1: 1, Miles-Clark 2:00.32; 2, Gesell 2:00.32; 3, Vriesde 2:00.46; 4, Diane Modahl GBR 2:00.83; 5, Judit Varga HUN 2:01.72; 6, Toni Hodgkinson NZL 2:02.18; 7, Tytti Reho FIN 2:03.72

Heat 2: 1, Graf 2:00.16; 2, Tsyganova 2:00.32; 3, Meredith Valmon USA 2:00.86; 4, Patrizia Spuri ITA 2:01.00; 5, Irina Lishchinskaya UKR 2:01.53; 6, Tamsyn Lewis AUS 2:03.03; 7, Leontine Tsiba CGO 2:04.19; 8, Alberta Cape GBS 2:19.79

Heat 3: 1, Stals 2:00.07; 2, Mutola 2:00.10; 3, Gorelova 2:00.13; 4, Dukhnova 2:00.42; 5, Grace Birungi UGA 2:02.71; 6, Julia Sakara ZIM 2:03.52; Kutre Dulecha ETH DNS

Heat 4: 1, Formanová 1:59.52; 2, Holmes 1:59.72; 3, John 2:00.49; 4, Langerholc 2:00.50; 5, Zulia Calatayud CUB 2:00.93; 6, Heidi Jensen DEN 2:01.12; 7, Vicky Lynch-Pounds CAN 2:02.66; 8, Addeh Mwamba ZAM 2:07.96

Heat 5: 1, Masterkova 2:00.27; 2, Buzhenko 2:00.33; 3, Kisabaka 2:00.46; 4, Anita Brägger SUI 2:01.89; 5, Adoración García ESP 2:04.68; 6, Charmaine Howell JAM 2:04.73; 7, Tsvetelina Kirilova BUL 2:07.41

Semi-finals (First 3 & 2 fastest to final) (Aug 22)

Heat 1: 1, Mutola 1:59.84; 2, Miles-Clark 2:00.37; 3, Tsyganova 2:00.67; 4, Kelly Holmes GBR 2:00.77; 5, Linda Kisabaka GER 2:00.81; 6, Lwiza John TAN 2:01.92; 7, Yelena Buzhenko UKR 2:02.01; 8, Sandra Stals BEL 2:09.22

Heat 2: 1, Masterkova 1:59.25; 2, Formanová 1:59.42; 3, Graf 1:59.61; 4, Dukhnova 2:00.03; 5, Gorelova 2:00.14; 6, Letitia Vriesde SUR 2:00.33; 7, Claudia Gesell GER 2:01.24; 8, Brigita Langerholc SLO 2:04.51

Edmonton 2001

Final (Aug 12)

1,	Maria Mutola	MOZ	1:57.17	59.4/57.7
2,	Stephanie Graf	AUT	1:57.20	59.3/57.9
3,	Letitia Vriesde	SUR	1:57.35	59.08/58.27
4,	Faith Macharia	KEN	1:58.98	59.7/59.3
5,	Diane Cummins	CAN	1:59.49	59.6/59.9
6,	Kelly Holmes	GBR	1:59.76	59.4/60.4
7,	Maite Martínez	ESP	2:00.09	59.7/60.4
8,	Yvonne Teichmann	GER	2:04.33	59.8/64.5

Maria Mutola regained her title after "probably the most difficult race I have ever run." The final was orchestrated by 1995 silver medallist Vriesde, who passed 400m in 59.07 before running a fierce third 200m (29.55) which drew her and the two favourites – Mutola and Graf – away from the field.

Surprising, Vriesde (36) did not tie up and continued running strongly down the finishing straight. Graf nipped in front with 60m remaining but Mutola seemed to be leaving her challenge too late and remained behind the gallant Vriesde. Eventually, she managed to move up and outdip Graf at the last possible moment, just as she had at the World Indoor Championships in Lisbon. Mutola therefore became the only athlete to win gold at the 2000 Olympics and both World Championships in 2001.

First round (First 3 & 4 fastest to semi-finals) (Aug 9)

Heat 1: 1, Mutola 1:59.96; 2, Holmes 2:00.08; 3, Cummins 2:00.46; 4, Ceplak 2:00.46; 5, Clark 2:00.56; 6, Brägger 2:00.65; 7, Lewis 2:00.86; 8, Hind Koko SUD 2:27.96

Heat 2: 1, Macharia 2:03.83; 2, Teichmann 2:04.03; 3, Mendes 2:04.16; 4, Lwiza John TAN 2:04.31; 5, Natalya Tsyganova RUS 2:04.55; 6, Natalya Dukhnova BLR 2:05.47; 7, Tatyana Borisova KGZ 2:05.63; 8, Adama Njie GAM 2:07.80

Heat 3: 1, Vriesde 1:59.51; 2, Calatayú 2:00.96; 3, Cherkasova 2:00.97; 4, Brigita Langerholc SLO 2:01.05; 5, Peggy Babin FRA 2:02.48; 6, Agnes Samaria NAM 2:03.11; 7, Charmaine Howell JAM 2:05.06; 8, Mariela Álvarez PER 2:09.43; 9, Janill Williams ANT 2:15.04

Heat 4: 1, Graf 2:01.78; 2, Martínez 2:01.98; 3, Badrankova 2:02.19; 4, Irina Mistyukevich RUS 2:02.50; 5, Grace Birungi UGA 2:04.26; 6, Tina Paulino MOZ 2:06.36; Tsvetelina Kirilova BUL DQ (r163.3); Süreyya Ayhan TUR DNS

Semi-finals (First 4 to final) (Aug 10)

Heat 1: 1, Graf 2:01.24; 2, Holmes 2:01.90; 3, Cummins 2:02.07; 4, Teichmann 2:02.16; 5, Jolanda Ceplak SLO 2:02.65; 6, Svetlana Cherkasova RUS 2:02.85; 7, Tamsyn Lewis AUS 2:03.16; Hazel Clark USA DNF

Heat 2: 1, Mutola 1:59.47; 2, Vriesde 1:59.58; 3, Martínez 2:00.07; 4, Macharia 2:00.24; 5, Zulia Calatayú CUB 2:01.04; 6, Luciana Mendes BRA 2:01.94; 7, Anita Brägger SUI 2:02.22; 8, Svetlana Badrankova KAZ 2:02.24

Paris 2003**Final (Aug 26)**

1,	Maria Mutola	MOZ	1:59.89	61.20/58.69
2,	Kelly Holmes	GBR	2:00.18	61.3/58.9
3,	Natalya Khruschelyova	RUS	2:00.29	61.3/59.0
4,	Mina Aït Hammou	MAR	2:01.09	61.4/59.7
5,	Claudia Gesell	GER	2:01.84	61.5/60.3
6,	Diane Cummins	CAN	2:02.48	61.2/61.3
7,	Akosua Serwah	GHA	2:03.24	61.7/61.5
	Stephanie Graf	AUT	DNS	

Maria Mutola was in the middle of one her greatest seasons: World Indoor Champion, unbeaten, and much the world's fastest time of 1:55.55. Two of her toughest rivals were last-minute withdrawals. European Champion Jolanda Ceplak injured her Achilles tendon, and Edmonton silver medallist Steffi Graf reportedly cut her foot on a broken bottle on the eve of the final. One old rival who was present was Holmes, who had been training with Mutola since the end of 2002.

The defending champion went to the front in the first lap, reaching 400m in 61.20, the slowest ever in a world final. The real race started at 600m (1:32.32) when Holmes moved ahead. Mutola followed and went past in the last 50m, while Holmes held off Khrushchelova to go one better than her bronze of eight years earlier.

First round (First 2 & 2 fastest to semi-finals) (Aug 24)

Heat 1: 1, Yevdokimova 2:01.05; 2, Hammou 2:01.10; 3, Varga 2:01.47; 4, Toomey 2:01.75; 5, Jensen 2:02.01; 6, Esther Desviat ESP 2:03.42; 7, Charlotte Moore GBR 2:03.80; 8, Marie-Lyne Joseph DMA 2:17.73

Heat 2: 1, Mutola 2:00.81; 2, Gesell 2:01.06; 3, Klocová 2:01.14; 4, Fenn 2:01.27; 5, Macharia 2:01.36; 6, Samaria 2:01.51; 7, Langerholc 2:01.55; 8, Noelly Mankatu Bibiche COD 2:07.12; 9, Uyanga Khaynkhirvaa MGL 2:27.96

Heat 3: 1, Khruschelyova 2:03.74; 2, Holmes 2:03.75; 3, Cioncan 2:03.90; 4, Jearl Miles Clark USA 2:04.21; 5, Abir Nakhli TUN 2:04.43; 6, Adriana Muñoz CUB 2:04.58; 7, Sandra Stals BEL 2:06.12; 8, Adama Njie GAM 2:17.04

Heat 4: 1, Graf 2:03.39; 2, Klyuka 2:03.68; 3, Hammou 2:04.01; 4, Tanya Blake MLT 2:04.61; 5, Yuliya Krevsun UKR 2:04.93; 6, Tatyana Borisova KGZ 2:05.31; 7, Myint Myint Aye MYA 2:05.41; 8, Tatyana Roslanova KAZ 2:07.98

Heat 5: 1, Paulino 2:01.06; 2, Brägger 2:01.09; 3, Serwah 2:01.17; 4, Cummins 2:01.20; 5, Vriesde 2:01.24; 6, Lewis 2:01.43; 7, Wisam Abu Bekheet PLE 2:29.86; Jolanda Ceplak SLO DNS

Semi-finals (First 2 & 2 fastest to final) (Aug 24)

Heat 1: 1, Graf 1:59.26; 2, Khruschelyova 1:59.39; 3, Jo Fenn GBR 2:00.56; 4, Letitia Vriesde SUR 2:00.88; 5, Faith Macharia KEN 2:01.30; 6, Brigita Langerholc SLO 2:01.58; 7, Jen Toomey USA 2:02.35; 8, Tamsyn Lewis AUS 2:05.11

Heat 2: 1, Mutola 1:58.45; 2, Holmes 1:58.86; 3, Cummins 1:59.58; 4, Serwah 2:00.42; 5, Maria Cioncan ROU 2:00.72; 6, Lucia Klocová SVK 2:00.73; 7, Natalya Yevdokimova RUS 2:01.17; 8, Heidi Jensen DEN 2:01.73

Heat 3: 1, Hammou 2:00.57; 2, Gesell 2:01.01; 3, Sultana Aït Hammou MAR 2:01.34; 4, Svetlana Klyuka RUS 2:01.61; 5, Tina Paulino MOZ 2:01.85; 6, Judit Varga HUN 2:02.20; 7, Anita Brägger SUI 2:02.34; 8, Agnes Samaria NAM 2:02.66

Helsinki 2005**Final (Aug 9)**

1,	Zulia Calatayú	CUB	1:58.82	60.72/58.1
2,	Hasna Benhassi	MAR	1:59.42	61.2/58.2

3,	Tatyana Andrianova	RUS	1:59.60	60.9/58.7
4,	Maria Mutola	MOZ	1:59.71	60.8/58.9
5,	Mayte Martínez	ESP	1:59.99	61.2/58.8
6,	Larisa Chzhao	RUS	2:00.25	60.9/59.4
7,	Svetlana Cherkasova	RUS	2:00.71	61.0/59.7
8,	Hazel Clark	USA	2:01.52	60.9/60.6

Benhassi was a marginal favourite, having won six of her eight races prior to Helsinki and never finishing worse than second. The first semi-final saw Clark lead through 400m in 58.82, and come out on top in 1:59.00 ahead of Chzhao, with Mutola and Martínez having to wait to find out if they would qualify as fastest losers. Forty year-old Vriesde led the second race at a sensible pace (59.11 at 400m), before Sinclair eased into the lead. Calatayú went to the front with 150m to go, easily holding off Cherkasova in 1:57.92, with Sinclair fourth in 1:59.45. The third semi was won in an inexplicably slow 2:01.35 by Andrianova from Benhassi.

Mutola led the final through 200m in 28.42, before Calatayú moved alongside at the bell, reached in a slow 60.72. Andrianova came up on the inside and Mutola caught an elbow as the Russian and Cuban went past at the 600m mark (1:30.75). Calatayú cut loose with 90m to go and won as she pleased by five metres, with Benhassi moving from sixth at 650m to second place. Andrianova held off Mutola for third. The remarkable Mozambique woman finished fourth or better for the seventh time!

First round (First 4 & 4 fastest to semi-finals) (Aug 6)

Heat 1: 1, Clark 2:01.91; 2, Sinclair 2:02.18; 3, Aït Hammou 2:02.36; 4, Samaria 2:02.46; 5, Neisha Bernard-Thomas GRN 2:02.50; 6, Brigita Langerholc SLO 2:03.06; 7, Binnaz Uslu TUR 2:03.73; 8, Marlyse Nsourou GAB 2:14.47

Heat 2: 1, Calatayú 2:00.77; 2, Benhassi 2:00.77; 3, Bennett USA 2:01.78; 4, Scott 2:02.00; 5, Teodora Kolarova BUL 2:02.45; 6, Miho Sugimori JPN 2:02.82; 7, Marcela Britos URU 2:10.21; 8, Liban Markabo Djama DJI 2:50.95

Heat 3: 1, Andrianova 2:06.38; 2, Schmidt 2:07.10; 3, Martínez 2:07.34; 4, Setowska 2:07.37; 5, Myint Myint Aye MYA 2:08.50; 6, Marian Burnett GUY 2:09.88; Nahida Touhami ALG DNS

Heat 4: 1, Cherkasova 2:00.62; 2, Valdonado 2:00.87; 3, Usovich 2:01.09; 4, Klocová 2:01.63; 5, Petlyuk 2:01.78; 6, Sultana Aït Hammou MAR 2:02.16; 7, Elisa Cusma ITA 2:05.95; 8, Gulnaz Ara PAK 2:13.87

Heat 5: 1, Chzhao 2:00.64; 2, Mutola 2:00.71; 3, Ballentine 2:01.05; 4, Neascu 2:01.35; 5, Gradzki 2:01.56; 6, Vriesde 2:01.65; 7, Cummins 2:01.71

Semi-finals (First 2 & 2 fastest to final) (Aug 7)

Heat 1: 1, Clark 1:59.00; 2, Chzhao 1:59.07; 3, Mutola 1:59.29; 4, Martínez 1:59.40; 5, Mina Aït Hammou MAR 2:00.22; 6, Mihaela Neascu ROU 2:00.63; 7, Lucia Klocová SVK 2:00.64; 8, Susan Scott GBR 2:01.17

Heat 2: 1, Calatayú 1:57.92; 2, Cherkasova 1:58.58; 3, Kenia Sinclair JAM 1:59.45; 4, Diane Cummins CAN 2:00.10; 5, Agnes Samaria NAM 2:00.13; 6, Alice Schmidt USA 2:01.43; 7, Letitia Vriesde SUR 2:02.07; 8, Monika Gradzki GER 2:02.09

Heat 3: 1, Andrianova 2:01.35; 2, Benhassi 2:01.59; 3, Laetitia Valdonado FRA 2:01.90; 4, Ewelina Setowska POL 2:02.02; 5, Svetlana Usovich BLR 2:02.34; 6, Tatyana Petlyuk UKR 2:02.46; 7, Michelle Ballentine JAM 2:03.98; Kameisha Bennett USA DNF

Osaka 2007**Final (Aug 28)**

1,	Janeth Jepkosgei	KEN	1:56.04	56.16/58.88
2,	Hasna Benhassi	MAR	1:56.99	57.46/59.53
3,	Mayte Martínez	ESP	1:57.62	57.71/59.91
4,	Olga Kotlyarova	RUS	1:58.22	56.8/61.4
5,	Brigita Langerholc	SLO	1:58.52	56.6/61.9
6,	Svetlana Usovich	BLR	1:58.92	56.6/62.3
7,	Svetlana Klyuka	RUS	2:00.90	57.2/63.7
	Maria Mutola	MOZ	DNF	56.8/-

Jepkosgei was rated as number seven on the "Track and Field News" Osaka form chart. She showed this was an underestimation by winning her heat in 1:58.95, a second quicker than any other preliminary winner. She then zipped through her semi-final, passing 400m in 56.54, before finishing in 1:56.17, much the fastest time of 2007. Klocová and Cusma clocked 1:58.62 and 1:58.63 but failed to make the final.

Jepkosgei repeated her tactics in the final, passing 200m in 26.58 [1:46.4 pace], before slowing to 56.16 at halfway. Usovich and

Langerholc led the chasers with 56.6. Jepkoskei slowed to 1:26.22 at 600m, with four metres advantage over Mutola and Benhassi. Momentarily, she looked vulnerable, but then edged away to win in 1:56.04, another lifetime best, and the fastest time in the world for four years. Benhassi was a clear second, after Mutola collapsed onto the infield when her left hamstring went into a spasm 80m from the line.

First round (First 3 & 6 fastest to semi-finals) (Aug 25)

Heat 1: 1, Klyuka 2:00.11; 2, Burnett 2:00.53; 3, M Aït Hammou 2:00.85; 4, Mihaela Neacsu ROU 2:01.08; 5, Alice Schmidt USA 2:02.49; 6, Josiane Tito BRA 2:03.70; 7, Natalia Gallego AND 2:13.46; 8, Emilia Mikue Ondo GEQ 2:15.72

Heat 2: 1, Kotlyarova 2:01.75; 2, Okoro 2:01.79; 3, Calatayud 2:01.81; 4, Alysia Johnson USA 2:02.11; 5, Rosibel Garcia COL 2:02.86; 6, Liu Qing CHN 2:04.35; 7, Lillian Silva ANG 2:09.17

Heat 3: 1, Mutola 2:00.00; 2, Meadows 2:00.14; 3, Langerholc 2:00.20; 4, Setowska-Dryk 2:00.45; 5, Cusma 2:00.54; 6, Eliane Saholinirina MAD 2:06.57; 7, Fatimoh Muhammed LBR 2:07.28; 8, Gharid Ghrouf PLE 2:30.35

Heat 4: 1, Benhassi 2:00.31; 2, Simpson 2:00.47; 3, Barbulescu-Popescu 2:00.73; 4, Tamsyn Lewis AUS 2:01.21; 5, Yuliya Krevsun UKR 2:02.45; 6, Rikke Albertsen DEN 2:03.75; 7, Ayako Jinnouchi JPN 2:07.34

Heat 5: 1, Usovich 1:59.95; 2, Sinclair 2:00.35; 3, Cummins 2:00.38; 4, Petlyuk 2:00.45; 5, Clark 2:00.61; 6, Sultana Aït Hammou MAR 2:00.74; 7, Nicole Layson GUM 2:36.14

Heat 6: 1, Jepkoskei 1:58.95; 2, Martínez 1:59.58; 3, Klocová 1:59.72; 4, Samaria 1:59.76; 5, Guégan 2:00.43; 6, Svetlana Cherkasova RUS 2:00.93; 7, Elizet Banda ZAM 2:09.90; 8, Mireille Derebona CAF 2:30.08

Semi-finals (First 2 & 2 fastest to final) (Aug 26)

Heat 1: 1, Usovich 1:58.11; 2, Kotlyarova 1:58.56; 3, Lucia Klocová SVK 1:58.62; 4, Elisa Cusma ITA 1:58.63; 5, Liliana Barbulescu-Popescu ROU 2:00.07; 6, Jemma Simpson GBR 2:00.48; 7, Diane Cummins CAN 2:00.51; 8, Hazel Clark USA 2:02.92

Heat 2: 1, Klyuka 1:58.97; 2, Martínez 1:59.32; 3, Mina Aït Hammou MAR 1:59.51; 4, Marilyn Okoro GBR 1:59.63; 5, Kenia Sinclair JAM 2:00.25; 6, Tatyana Petlyuk UKR 2:00.90; 7, Marian Burnett GUY 2:01.02; 8, Zulia Calatayud CUB 2:06.97

Heat 3: 1, Jepkoskei 1:56.17; 2, Benhassi 1:56.84; 3, Mutola 1:56.98; 4, Langerholc 1:58.41; 5, Jenny Meadows GBR 1:59.39; 6, Élodie Guégan FRA 1:59.46; 7, Ewelina Setowska-Dryk POL 2:01.02; 8, Agnes Samaria NAM 2:02.25

800 METRES

Multiple Medalists:

5	Maria Mutola	MOZ	93-1, 97-3, 99-2, 01-1, 03-1
3	Lyubov Gurina	URS/RUS	83-2, 87-3, 93-2
	Ana Fidelia Quirot	CUB	91-2, 95-1, 97-1
2	Ella Kovacs	ROU	91-3, 93-3
	Kelly Holmes	GBR	95-3, 03-2
	Letitia Vriesde	SUR	95-2, 01-3
	Hasna Benhassi	MAR	05-2, 07-2

Most Finals:

8	Mutola	91-4, 93-1, 97-3, 99-2, 01-1, 03-1, 05-4, 07-dnf
---	--------	--

Most Appearances:

9	Mutola	91-4, 93-1, 95-dqs2, 97-3, 99-2, 01-1, 03-1, 05-4, 07-dnf/final
---	--------	---

National Placings:

	1	2	3	4	5	6	7	8	Points
RUS	-	2	3	1	1	2	3	1	54
MOZ	3	1	1	2	-	-	1	-	49
CUB	3	1	-	1	-	-	-	-	36
URS	1	1	2	-	-	-	1	1	30
GER	1	1	-	1	1	1	-	2	29
GBR	-	1	1	1	-	1	1	-	23
SUR	-	1	1	1	1	-	-	-	22
USA	-	-	-	1	3	-	1	1	20
MAR	-	2	-	1	-	-	-	-	19
ROU	-	-	2	-	-	2	-	-	18
TCH	1	-	-	-	1	-	1	-	14
KEN	1	-	-	1	-	-	-	-	13
CZE	1	-	-	-	1	-	-	-	12
ESP	-	-	1	-	1	-	1	-	12
AUT	-	1	-	-	-	-	1	-	9
CAN	-	-	-	-	1	1	-	-	7
FRA	-	-	-	1	-	-	-	-	5
SLO	-	-	-	-	1	-	-	-	4
BLR	-	-	-	-	-	1	-	1	4
NED	-	-	-	-	-	1	-	1	4
CHN	-	-	-	-	-	1	-	-	3
NZL	-	-	-	-	-	1	-	-	3
GHA	-	-	-	-	-	-	1	-	2
YUG	-	-	-	-	-	-	-	1	1
Totals	11	11	11	11	11	11	11	8	393

1500 Metres

Helsinki 1983

Final (Aug 14)

1,	Mary Decker	USA	4:00.90
2,	Zamira Zaytseva	URS	4:01.19
3,	Yekaterina Podkopayeva	URS	4:02.25
4,	Ravilya Agletdinova	URS	4:02.67
5,	Wendy Sly	GBR	4:04.14
6,	Doina Melinte	ROU	4:04.42
7,	Gabriella Dorio	ITA	4:04.73
8,	Brit McRoberts	CAN	4:05.73
9,	Christina Boxer	GBR	4:06.74
10,	Cornelia Bürki	SUI	4:11.61
11,	Ivana Kleinová	TCH	4:15.12
12,	Maria Radu	ROU	4:19.03

As she had done in the 3000m final four days earlier, Decker took up the pace. The blustery conditions held her back to 64.04 at 400m and 2:10.92 at 800m. At the bell, Decker led with Zaytseva on her shoulder.

The American tried to pull away on the backstraight. Zaytseva followed and shot ahead on the last bend, before swerving in front of Decker. A gap of five metres opened up in the process. The American looked beaten, but once in the straight, Decker's long, smooth strides enabled her to gain on the straining Soviet. The American regained the lead 10m before the line. In response, Zaytseva overstrode and fell five metres before the line. She rolled across the finish in second place.

"She was definitely being competitive," said Decker of Zaytseva's tactics. "Instead of going around, she ran into me. I think the rule is you have to be a full stride ahead before cutting in. She wasn't ahead and she was cutting in."

First round (First 3 & 3 fastest to final) (Aug 12)

Heat 1: 1, Agletdinova 4:10.71; 2, Kleinová 4:10.82; 3, McRoberts 4:10.88; 4, Christiane Wartenberg GDR 4:10.89; 5, Totka Petrova BUL 4:12.31; 6, Cindy Bremser USA 4:14.10; 7, Kiscia Garcia ESA 4:40.21; 8, Bigna Samuel STV 4:51.35; 9, Kungu Bankombo COD 4:54.12

Heat 2: 1, Decker 4:07.47; 2, Zaytseva 4:07.64; 3, Sly 4:08.16; 4, Bürki 4:08.61; 5, Radu 4:10.15; 6, Marianne Mukamurenzi RWA 4:30.58; 7, Vivian Pearson MAW 5:03.70; Aurora Cunha POR DNS

Heat 3: 1, Podkopayeva 4:09.39; 2, Dorio 4:09.45; 3, Melinte 4:09.71; 4, Boxer 4:09.88; 5, Betty van Steenbroek BEL 4:12.93; 6, Marjo Lakka FIN 4:22.33; 7, Halah Mughrabi SYR 4:45.62; 8, Khadija Al Matari JOR 5:01.83; Brigitte Kraus FRG DNS

Rome 1987

Final (Sep 5)

1,	Tatyana Samolenko	URS	3:58.56
2,	Hildegard Körner	GDR	3:58.67
3,	Doina Melinte	ROU	3:59.27
4,	Cornelia Bürki	SUI	3:59.90
5,	Andrea Lange	GDR	4:00.63
6,	Kirsty Wade	GBR	4:01.41
7,	Diana Richburg	USA	4:01.79
8,	Elly van Hulst	NED	4:03.63
9,	Svetlana Kitova	URS	4:04.66
10,	Linda Sheskey	USA	4:08.33
11,	Debbie Bowker	CAN	4:08.38
12,	Mitica Junghiatu	ROU	4:10.35
13,	Marina Yachmenyova	URS	4:10.51
	Sandra Gasser	SUI	DQ (3:59.06)
	Ulrike Bruns	GDR	DNF

Samolenko emulated Mary Decker's 1983 feat by adding this title to the 3000m gold she had won earlier in the week. The Ukrainian's kick was so feared that the GDR appeared to sacrifice Ulrike Bruns in order to take the sting out of Samolenko's finish.

Bruns set a pace of 62.15, 2:07.16 and 2:39.99 before dropping out. This left Körner in front (1200m: 3:12.74), as planned. Despite the fast pace, Körner continued to run strongly. However, she could not withstand Samolenko who went ahead just 15m from the finish.

The bronze originally went to Gasser, who outkicked Melinte, but the Swiss woman subsequently failed a doping control test.

First round (First 4 & 3 fastest to final) (Sep 3)

Heat 1: 1, Melinte 4:05.41; 2, Körner 4:05.42; 3, Samolenko 4:05.48; 4, van Hulst 4:05.57; 5, Sheskey 4:06.03; 6, Fatima Auam MAR 4:07.38; 7, Yvonne Murray GBR 4:07.83; 8, Brit McRoberts CAN 4:08.37; 9, Annika Ericson SWE 4:11.59; 10, Maria Lomba STP 5:01.43; Salina Chirchir KEN DNS

Heat 2: 1, Lange 4:05.18; 2, Yachmenyova 4:05.51; 3, Junghiatu 4:05.60; 4, Bowker 4:05.90; 5, Richburg 4:07.10; 6, Brigitte Kraus FRG 4:07.40; 7, Agnese Possamai ITA 4:08.84; 8, Florence Giolitti FRA 4:09.08; 9, Alphocinah Simelane SWZ 4:35.64; 10, Georgina Tomisato ASA 5:49.52; Gasser DQ (4:05.48)

Heat 3: 1, Bruns 4:08.36; 2, Bürki 4:08.39; 3, Kitova 4:08.64; 4, Wade 4:09.06; 5, Paula Ivan ROU 4:09.28; 6, Vera Michallek FRG 4:09.89; 7, Regina Jacobs USA 4:12.52; 8, Christine Pfitzinger NZL 4:13.59; 9, Mayte Zúñiga ESP 4:16.21; 10, Evelin Adiru UGA 4:17.72; 11, Kriscia García ESA 4:34.76

Tokyo 1991

Final (Aug 31)

1,	Hassiba Boulmerka	ALG	4:02.21
2,	Tatyana Dorovskikh	URS	4:02.58
3,	Lyudmila Rogachova	URS	4:02.72
4,	Doina Melinte	ROU	4:03.19
5,	Ellen Kiessling	GER	4:04.75
6,	Kirsty Wade	GBR	4:05.16
7,	Susan Sirma	KEN	4:05.47
8,	Malgorzata Rydz	POL	4:05.52
9,	Letitia Vriesde	SUR	4:05.67
10,	Violeta Beclea	ROU	4:05.86
11,	Debbie Bowker	CAN	4:06.06
12,	PattiSue Plumer	USA	4:06.80
13,	Yvonne Mai	GER	4:07.45
14,	Elena Fidatof	ROU	4:10.15
15,	Ravilya Kotovich	URS	4:17.59

The USSR had not selected the world's best 1500m runner of 1991, Natalya Artyomova, who had failed to compete in her national championships. Instead, the USSR's hopes were pinned on defending champion Tatyana Dorovskikh. The Ukrainian had won the 3000m five days before and was hoping to duplicate her 1987 double.

The pace was slow: Rogachova led at 400m in 66.64 and 800m in 2:12.27. Approaching the bell, the 3000m bronze medallist Sirma took over. Melinte, Boulmerka, Dorovskikh, Rogachova and Plumer followed. With 200m remaining, the 34 year-old Melinte made her move. Only Boulmerka and the two Soviets could stay with the Romanian.

Into the finishing straight, Boulmerka spurred ahead. Dorovskikh kicked, but could not catch the Algerian. Rogachova came through for the bronze.

Boulmerka's was the first world title to be won by an African woman, and she made no secret of her excitement. She yelled out something on crossing the line and explained: "That was my cry for joy. This is the first win by a woman from Algeria and I think this is the beginning of a greater role for Algerian women."

First round (First 4 & 3 fastest to final) (Aug 29)

Heat 1: 1, Sirma 4:04.94; 2, Bowker 4:05.07; 3, Plumer 4:05.08; 4, Kotovich 4:05.53; 5, Beclea 4:05.77; 6, Mai 4:06.09; 7, Wade 4:07.22; 8, Yvonne van der Kolk NED 4:07.39; 9, Christine Pfitzinger NZL 4:08.43; 10, Khin Khin Htwe MYA 4:12.21; 11, Estela Estevez ESP 4:13.93; 12, Snezana Pajkic YUG 4:14.20; 13, Zheng Lijuan CHN 4:14.95

Heat 2: 1, Boulmerka 4:08.20; 2, Rogachova 4:08.34; 3, Vriesde 4:08.46; 4, Fidatof 4:08.81; 5, Christina Cahill GBR 4:09.01; 6, Darcy Arreola USA 4:13.08; 7, Ivana Kubesová TCH 4:14.69; 8, Leah Pells CAN 4:14.82; 9, Aisling Molloy IRL 4:16.61; 10, Véronique Pongérard FRA 4:16.87; 11, Bigna Samuel STV 4:29.42; 12, Mantokoane Pitso LES 4:42.79; Sandra Gasser SUI DNF; Isabel Elias ANG DNS

Heat 3: 1, Melinte 4:08.78; 2, Kiessling 4:09.23; 3, Dorovskikh 4:09.25; 4, Rydz 4:09.31; 5, Gabriella Dorio ITA 4:09.34; 6, Irini Theodoridou GRE 4:11.14; 7, Karin Medin SWE 4:11.23; 8, Robyn Meagher CAN 4:12.47; 9, Suzy Hamilton USA 4:15.54; 10, Jana Kuceriková TCH 4:15.69; 11, Tuuli Merikoski FIN 4:17.57; 12, Edith Nakiyingi UGA 4:25.43; 13, Gengui Baguepeng CHA 4:54.41; Pauline Konga KEN DNS

Stuttgart 1993

Final (Aug 22)

1,	Liu Dong	CHN	4:00.50
2,	Sonia O'Sullivan	IRL	4:03.48
3,	Hassiba Boulmerka	ALG	4:04.29
4,	Lu Yi	CHN	4:06.06
5,	Angela Chalmers	CAN	4:07.95
6,	Theresia Kiesl	AUT	4:08.04
7,	Anna Brzezinska	POL	4:08.11
8,	Fabia Trabaldo	ITA	4:08.23
9,	Violeta Beclea	ROU	4:08.57
10,	Yan Wei	CHN	4:09.05
11,	Carla Sacramento	POR	4:09.15
12,	Mayte Zúñiga	ESP	4:10.79
13,	Lyudmila Rogachova	RUS	4:12.14
14,	Leah Pells	CAN	4:13.87
15,	Oksana Mernikova	BLR	4:18.93

After their exploits in the Stuttgart 3000m and 10,000m, all eyes were on China's representatives in the last of the women's distance races. A personal best of 4:04.36 in the heats, including a 45.25 last 300m, marked out Liu Dong as the probable winner.

Liu shared the lead with defending champion Boulmerka in the final. The pace was 68.20 and 2:17.58. At precisely 800m, Liu took off and ran clear of the pack with a 60.15 circuit. Incredibly, she managed to accelerate (57.48 last 400m, 42.77 last 300m) and had a winning margin of 30m.

The silver went to a delighted O'Sullivan, who had been favoured to win the 3000m but placed only fourth. A relieved Boulmerka outran the other Chinese finalist, Lu, for the bronze.

"The crowd support was great and cheered me on to my success," said Dong. "I never had any doubts about my victory during the race." In fact, a cynical section of the crowd could be heard booing the sight of another Chinese woman runner sprinting away to victory.

First round (First 4 & 3 fastest to final) (Aug 20)

Heat 1: 1, O'Sullivan 4:05.81; 2, Lu 4:05.97; 3, Kiesel 4:06.89; 4, Zúñiga 4:07.46; 5, Brzezinska 4:08.33; 6, Bettina Andersen DEN 4:09.75; 7, Blandine Bitzner FRA 4:10.70; 8, Alisa Hill USA 4:11.29; 9, Sonia McGeorge GBR 4:12.93; 10, Sarah Howell CAN 4:13.40; 11, Ravilya Agletdinova BLR 4:17.43; 12, Laurence Niyonsaba RWA 4:25.70; 13, Raj Kumari Pandey NEP 4:49.22; Lyubov Kremlyova RUS DNS

Heat 2: 1, Boulmerka 4:13.13; 2, Yan 4:13.87; 3, Mernikova 4:13.93; 4, Chalmers 4:13.94; 5, Elena Fidatof ROU 4:14.34; 6, Malgorzata Rydz POL 4:14.75; 7, Gwen Griffiths RSA 4:14.81; 8, Annette Peters USA 4:15.15; 9, Harumi Hiroyama JPN 4:19.67; 10, Vera Chuvashova RUS 4:21.33; 11, Lyudmila Derevyankina KGZ 4:28.39; Alia Almatari JOR & Karolina Tanona FIJ DNS

Heat 3: 1, Liu 4:04.36; 2, Rogachova 4:07.52; 3, Trabaldo 4:07.95; 4, Sacramento 4:08.32; 5, Beclea 4:08.82; 6, Pells 4:08.97; 7, Sandra Gasser SUI 4:11.75; 8, Andrea Sollarová SVK 4:14.47; 9, Soraya Telles BRA 4:18.67; 10, Gina Procaccio USA 4:29.17; 11, Shirley Cespedes CRC 4:42.15; 12, Martha Portobanco NCA 4:56.22; Simone Weidner GER DNF

Gothenburg 1995

Final (Aug 9)

1,	Hassiba Boulmerka	ALG	4:02.42
2,	Kelly Holmes	GBR	4:03.04
3,	Carla Sacramento	POR	4:03.79
4,	Angela Chalmers	CAN	4:04.74
5,	Lyudmila Borisova	RUS	4:04.78
6,	Anna Brzezinska	POL	4:05.65
7,	Ruth Wysocki	USA	4:07.08
8,	Mayte Zúñiga	ESP	4:07.27
9,	Lyudmila Rogachova	RUS	4:07.83
10,	Yvonne Graham	JAM	4:08.01
11,	Margarita Maruseva	RUS	4:11.64
12,	Malgorzata Rydz	POL	4:20.83

Boulmerka added to her reputation as a big-meeting competitor when she made the world championship the only final she would win all year.

The pre-meeting favourite was Commonwealth Champion Holmes, who was drawn with Boulmerka in the two preliminary races. In the final she shadowed the Algerian as Graham set the pace of 67.38 at 400m, 2:12.73 at 800m and 3:17.00 at 1200m. Then Boulmerka started to sprint for home. The British runner responded well and the two ran shoulder to shoulder around the last bend with Holmes on the outside. The Algerian did not yield and edged clear in the straight, clocking 29.5 for the last 200m compared with Holmes's 30.0.

First round (First 6 & 6 fastest to semi-finals) (Aug 6)

Heat 1: 1, Boulmerka 4:11.34; 2, Holmes 4:11.87; 3, Borisova 4:12.07; 4, Thorsett 4:12.10; 5, Sacramento 4:12.12; 6, Zúñiga 4:12.30; 7, Strashilova 4:13.27; 8, Akra 4:13.38; 9, Sakara 4:15.02; 10, Nirmala Bharati NEP 4:53.60

Heat 2: 1, Dulecha 4:17.70; 2, Rogachova 4:18.14; 3, Rydz 4:18.40; 4, Hamilton 4:18.49; 5, Chalmers 4:18.77; 6, Quentin 4:18.86; 7, Bychkovskaya 4:18.97; 8, Svetlana Miroshnik UKR 4:19.12; 9, Khin Khin Htwe MYA 4:26.69; 10, Rosemary Omundsen PNG 4:51.86

Heat 3: 1, Graham 4:13.70; 2, Maruseva 4:13.91; 3, Wysocki 4:13.93; 4, Brzezinska 4:14.34; 5, Kiesl 4:14.52; 6, Pells 4:14.69; 7, Ducret 4:16.21; 8, Domínguez 4:18.61; 9, Bigna Samuel STV 4:25.94; 10, Nompumelelo Zwane SWZ 4:49.32

Semi-finals (First 5 & 2 fastest to final) (Aug 7)

Heat 1: 1, Boulmerka 4:09.13; 2, Holmes 4:09.15; 3, Sacramento 4:10.03; 4, Brzezinska 4:10.75; 5, Maruseva 4:10.92; 6, Blandine Ducret FRA 4:11.11; 7, Petya Strashilova BUL 4:11.62; 8, Leah Pells CAN 4:12.07; 9, Sarah Thorsett USA 4:12.26; 10, Theresia Kiesl AUT 4:12.31; 11, Maria Akra SWE 4:13.16; 12, Marta Domínguez ESP 4:18.72

Heat 2: 1, Rydz 4:08.70; 2, Rogachova 4:08.72; 3, Borisova 4:08.83; 4, Chalmers 4:08.92; 5, Wysocki 4:09.03; 6, Zúñiga 4:09.61; 7, Graham 4:09.92; 8, Suzy Hamilton USA 4:10.28; 9, Frédérique Quentin FRA 4:11.66; 10, Kutre Dulecha ETH 4:11.86; 11, Yelena Bychkovskaya BLR 4:15.99; 12, Julia Sakara ZIM 4:16.67

Athens 1997

Final (Aug 5)

1,	Carla Sacramento	POR	4:04.24
2,	Regina Jacobs	USA	4:04.63
3,	Anita Weyermann	SUI	4:04.70
4,	Mayte Zúñiga	ESP	4:04.80
5,	Leah Pells	CAN	4:06.18
6,	Andrea Suldesová	CZE	4:06.33
7,	Olga Nelyubova	RUS	4:07.34
8,	Sonia O'Sullivan	IRL	4:07.81

9, Kutre Dulecha ETH 4:08.15; 10, Malin Ewerlöf SWE 4:08.68; 11, Robyn Meagher CAN 4:10.83; 12, Malgorzata Ryzd POL 4:13.25

The eagerly awaited race between Olympic Champion Masterkova and 1997 world leader Holmes never came to pass. Injury forced Holmes to a walk in her heat and reduced Masterkova to limping home last in her semi. That made the final wide open and after three slow laps in the lead by Ewerlöf it was down to the best sprinter. That proved to be Sacramento but her 60.9 last lap hardly compared with Holmes' 59.7 in her Commonwealth record of 3:58.07 or Masterkova's 60.0 finale to her 4:00.83 victory in the Atlanta Olympics. Jacobs, who had been thrown off stride along the final back straight by 19 year-old world junior 3000m champion Weyermann, did well to regain her composure and take the silver.

First Round (First 6 & 6 fastest to semi-finals) (Aug 2)

Heat 1: 1, O'Sullivan 4:08.90; 2, Nelyubova 4:09.02; 3, Pells 4:09.25; 4, Ewerlöf 4:09.28; 5, Wüstenhagen 4:09.34; 6, Quentin 4:11.10; 7, Karolina Skourti GRE 4:11.88; 8, Nouria Benida-Merah ALG 4:12.21; 9, Sarah Thorsett USA 4:17.07; 10, Samira Raif MAR 4:19.54; 11, Kelly Holmes GBR no time taken

Heat 2: 1, Dulecha 4:07.70; 2, Jacobs 4:07.90; 3, Zúñiga 4:08.09; 4, Kiesl 4:08.13; 5, Pavay 4:08.23; 6, Weyermann 4:08.30; 7, Marusova 4:08.45; 8, Butler 4:08.87; 9, Suldesová 4:09.49; 10, Tatyana Belovol UKR 4:12.17; 11, Helena Javornik SLO 4:16.21; Natalia Al-Farran LIB DNS

Heat 3: 1, Hamilton 4:10.12; 2, Sacramento 4:10.13; 3, Ryzd 4:10.17; 4, Masterkova 4:10.22; 5, Crowley 4:10.23; 6, Djaté-Taillard 4:10.37; 7, Meagher 4:10.44; 8, Delahunty 4:10.45; 9, Ivanova 4:10.79; 10, Sylvia Kühnemund GER 4:11.21; 11, Monika Kinnunen FIN 4:11.71; 12, Shura Hotesa ETH 4:21.27

Semi-finals (First 5 & 2 fastest to final) (Aug 3)

Heat 1: 1, Nelyubova 4:04.67; 2, Sacramento 4:04.69; 3, Jacobs 4:04.97; 4, O'Sullivan 4:05.31; 5, Weyermann 4:05.71; 6, Zúñiga 4:06.66; 7, Ryzd 4:06.86; 8, Kathy Butler CAN 4:07.68; 9, Natalya Ivanova UKR 4:10.39; 10, Patricia Djaté-Taillard FRA 4:10.85; 11, Jo Pavay GBR 4:11.22; 12, Carmen Wüstenhagen GER 4:15.08

Heat 2: 1, Ewerlöf 4:06.75; 2, Pells 4:06.76; 3, Dulecha 4:06.90; 4, Suldesová 4:07.02; 5, Meagher 4:07.06; 6, Suzy Hamilton USA 4:07.19; 7, Sinead Delahunty IRL 4:07.46; 8, Theresia Kiesl AUT 4:07.89; 9, Margaret Crowley AUS 4:10.37; 10, Margarita Marusova RUS 4:14.98; 11, Frédérique Quentin FRA 4:16.15; 12, Svetlana Masterkova RUS 4:22.74

Seville 1999

Final (Aug 29)

1,	Svetlana Masterkova	RUS	3:59.53
2,	Regina Jacobs	USA	4:00.35
3,	Kutre Dulecha	ETH	4:00.96
4,	Violeta Szekely	ROU	4:00.98
5,	Carla Sacramento	POR	4:01.29
6,	Elena Buhaianu	ROU	4:04.27
7,	Anna Jakubczak	POL	4:04.40
8,	Ana Amelia Menéndez	ESP	4:04.72

9, Lidia Chojecka POL 4:05.55; 10, Marla Runyan USA 4:06.45; 11, Jackline Maranga KEN 4:07.28; 12, Anita Weyermann SUI 4:17.86

Stating that the 800m was merely preparation for this event, Masterkova added this gold medal to the ones she gained at the 1996 Olympics and 1998 European Championships. To the credit of her opponents they made it a fast race, hoping her legendary finish could be blunted, but it turned out to be a lost cause. Buhaianu opened up a substantial lead on the first lap (63.87) and was still ahead, but only just, at 800m (2:12.89). Jacobs and title holder Sacramento made the third lap a quick one at 63.10 but with 200m to go, with Sacramento in front, there were still five runners in contention. Masterkova sped past, with Jacobs in her slipstream, at the start of the finishing straight, with Dulecha and Szekely also overtaking the Portuguese runner. The Spanish-based Masterkova ran a last lap of 58.4, while Jacobs – clock-

ing 4:00.35 a day after her 36th birthday – broke a personal best which had stood since 1988! Mérah-Benida, who would bring off a sensational Olympic victory the following year, was eliminated in her heat in 4:08.90.

First round (First 5 & 2 fastest to final) (Aug 27)

Heat 1: 1, Szekely 4:05.00; 2, Menéndez 4:05.21; 3, Sacramento 4:05.21; 4, Runyan 4:05.27; 5, Jakubczak 4:05.71; 6, Hayley Tullett GBR 4:05.72; 7, Olga Nelyubova RUS 4:06.01; 8, Malin Ewerlöf SWE 4:07.67; 9, Nouria Mérah-Benida ALG 4:08.90; 10, Nuria Fernández ESP 4:09.39; 11, Leah Pells CAN 4:10.76; 12, Judit Varga HUN 4:16.66; 13, Stephanie Best USA 4:19.87; Ebru Kavaklioglu TUR DNS; Erdenetuya Sukhbaatar MGL DNS

Heat 2: 1, Jacobs 4:04.75; 2, Masterkova 4:04.83; 3, Weyermann 4:04.88; 4, Dulecha 4:04.93; 5, Buhaianu 4:04.97; 6, Maranga 4:04.98; 7, Chojecka 4:05.16; 8, Lyudmila Rogachova RUS 4:05.72; 9, Maite Zúñiga ESP 4:06.75; 10, Robyn Meagher CAN 4:06.88; 11, Helen Pattinson GBR 4:12.17; 12, Elaine Fitzgerald IRL 4:12.77; 13, Frédérique Quentin FRA 4:14.76; 14, Julia Sakara ZIM 4:19.65

Edmonton 2001

Final (Aug 7)

1,	Gabriela Szabo	ROU	4:00.57
2,	Violeta Szekely	ROU	4:01.70
3,	Natalya Gorelova	RUS	4:02.40
4,	Carla Sacramento	POR	4:03.96
5,	Lidia Chojecka	POL	4:06.70
6,	Natalia Rodríguez	ESP	4:07.10
7,	Alesya Turova	BLR	4:07.25
8,	Süreyya Ayhan	TUR	4:08.17

9, Yuliya Kosenkova RUS 4:08.84; 10, Mardrea Hyman JAM 4:12.48; 11, Leah Pells CAN 4:15.34; 12, Nuria Fernández ESP 4:17.86

This event was dominated by the two Romanians, the two-time 5000m Champion Szabo and the 36 year-old Szekely, unbeaten outdoors at 1500m so far in 2001. It was common knowledge that the two were not the best of friends, with Szekely reportedly suing Szabo for \$225,000 after calling her "ugly" in magazine and television interviews.

In the final, Ayhan led for a lap (63.78) before Gorelova took up the pace and kept it quick (800m: 2:08.95, 1100m: 2:58.09, 1200m: 3:14.45). Szekely was in second place, tracked by Szabo and 1997 winner Sacramento. With 200m to go, Szabo overtook Szekely and waited behind Gorelova until the finishing straight, when she kicked again to win by a clear margin. Szekely came through for the silver, but was never in the hunt for gold.

After the finish, Szabo took Szekely's hand and the two jogged a victory lap together. "I congratulate Gabriela on her win," said Szekely, "but that is not to say that I forgive her for all that has happened between us."

First round (First 6 & 6 fastest to semi-finals) (Aug 4)

Heat 1: 1, Ayhan 4:07.97; 2, Sacramento 4:08.79; 3, Hyman 4:08.84; 4, Hamilton 4:08.89; 5, Kosenkova 4:09.17; 6, Rodríguez 4:09.86; 7, Dejaeghere 4:13.07; 8, Mérah-Benida 4:15.06; 9, Irina Krakoviak LTU 4:16.24; 10, Elena Iagar ROU 4:24.72; 11, Lamberthe Nyabamikazi RWA 4:31.11; 12, Elisa Vagnini SMR 4:40.01; Irina Lischinskaya UKR DNF

Heat 2: 1, Szabo 4:10.77; 2, Chojecka 4:10.82; 3, Pells 4:11.17; 4, Gorelova 4:11.34; 5, Friedrich 4:11.35; 6, Yordanova 4:12.29; 7, Lan 4:12.92; 8, Nigusie 4:13.02; 9, Pattinson 4:13.06; 10, René Kalmer RSA 4:17.97; 11, Evelyn Guerra PAN 4:44.69; Regina Jacobs USA DNF; Rosa Albama Saul ANG DNS

Heat 3: 1, Szekely 4:13.19; 2, Tullett 4:13.60; 3, Nelyubova 4:13.61; 4, Schwald 4:13.69; 5, Turova 4:13.72; 6, Fernández 4:13.90; 7, Fischer 4:14.34; 8, Li Jingnan CHN 4:15.30; 9, Georgie Clarke AUS 4:15.31; 10, Heidi Jensen DEN 4:17.35; 11, Hanane Sabri-Baala FRA 4:29.47; 12, Sonia Lopes CPV 5:13.80; 13, Fatouma Ali NIG 5:31.57

Semi-finals (First 6 to final) (Aug 5)

Heat 1: 1, Szekely 4:10.30; 2, Ayhan 4:10.36; 3, Sacramento 4:11.23; 4, Turova 4:11.43; 5, Fernández 4:11.44; 6, Kosenkova 4:11.46; 7, Sarah Schwald USA 4:11.74; 8, Veerle Dejaeghere BEL 4:15.70; 9, Helen Pattinson GBR 4:16.39; Kathleen Friedrich GER DNF; Daniela Yordanova BUL DNF; Olga Nelyubova RUS DNS

Heat 2: 1, Szabo 4:07.40; 2, Gorelova 4:07.47; 3, Chojecka 4:08.37; 4, Pells 4:08.49; 5, Rodríguez 4:08.49; 6, Hyman 4:08.58; 7, Sabine Fischer SUI 4:09.66; 8, Lan Lixin CHN 4:11.09; 9, Hayley Tullett GBR 4:13.95; 10, Abebech Nigusie ETH 4:29.57; Suzy Favor Hamilton USA DNF; Nouria Mérah-Benida ALG DNS

Paris 2003

Final (Aug 31)

1,	Tatyana Tomashova	RUS	3:58.52
----	-------------------	-----	---------

2,	Süreyya Ayhan	TUR	3:59.04
3,	Hayley Tullett	GBR	3:59.95
4,	Yekaterina Rozenberg	RUS	4:00.59
5,	Jackline Maranga	KEN	4:01.64
6,	Naomi Mugo	KEN	4:02.33
7,	Daniela Yordanova	BUL	4:02.34
8,	Yelena Zadorozhnaya	RUS	4:02.46
9,	Maria Cioncan	ROU	4:02.80
10,	Jo Pavey	GBR	4:03.03
11,	Nelya Neporadna	UKR	4:04.44
12,	Jolanda Ceplak	SLO	4:14.18

Since her good showing in Edmonton, Ayhan had made a spectacular improvement with front-running victories at the 2002 European Championships, World Cup and in the Golden League. In Zurich on August 15 she had beaten a world-class field by 30m in 3:55.60, the world's fastest since 1997.

In Paris she raced off again to a 60.50 first lap, quicker than she went in the Zurich race. This time she was not able to build up a commanding lead and a 66.26 second lap by the Turk enabled Zadorozhnaya (running her fifth race in six days) and Rozenberg to close in. Just after the bell (2:56.58), Zadorozhnaya nipped ahead, only for Ayhan to respond with a 15.2 100m down the backstraight. This put her into a 6m lead but she was to pay the price for that spurt. The Turk had no answer when Tomashova challenged 40m from home. The long-haired Russian went on to win with a personal best from Ayhan, while Tullett improved from seventh at the bell to take the bronze.

"I had big psychological pressure on my shoulders," remarked the crestfallen Ayhan.

Regina Jacobs – the silver medallist from 1997 and 1999 – reached the semi-finals this time but was ultimately disqualified after it was found that she had tested positive for tetrahydrogestrinone (or THG) at the US Championships in June 2003.

First round (First 6 & 6 fastest to semi-finals) (Aug 27)

Heat 1: 1, Ayhan 4:08.12; 2, Pavey 4:08.60; 3, Zadorozhnaya 4:08.93; 4, Fernández 4:09.07; 5, Lishchynska 4:09.48; 6, Mugo 4:11.95; 7, Hyman 4:14.17; 8, Meskerem Legesse ETH 4:16.38; 9, Gabriela Traña CRC 4:32.58; 10, Roda Ali Wais DJI 5:10.16; Jacobs DQ (r40.8) (4:08.64)

Heat 2: 1, Cioncan 4:10.16; 2, Tullett 4:10.53; 3, Tomashova 4:10.95; 4, Turova 4:11.26; 5, Ceplak 4:11.26; 6, Maranga 4:11.38; 7, García 4:11.84; 8, Varga 4:11.89; 9, Veerle Dejaeghere BEL 4:19.08; 10, Rosa Saul ESP 4:20.99

Heat 3: 1, Martins 4:12.53; 2, Rozenberg 4:12.54; 3, Neporadna 4:12.71; 4, Cucerzan 4:12.79; 5, Yordanova 4:12.98; 6, Dulecha 4:13.01; 7, Sacramento 4:13.70; 8, Rodríguez 4:14.08; 9, Daniela Kuleska MKD 4:29.65; Kelly Holmes GBR DNS

Semi-finals (First 5 & 2 fastest to final) (Aug 29)

Heat 1: 1, Cioncan 4:03.40; 2, Ayhan 4:03.60; 3, Pavey 4:03.78; 4, Tullett 4:03.85; 5, Neporadna 4:04.24; 6, Mugo 4:04.54; 7, Yordanova 4:04.83; 8, Judit Varga HUN 4:06.64; 9, Kutre Dulecha ETH 4:06.66; 10, Maria Martins FRA 4:08.30; 11, Natalia Rodríguez ESP 4:08.80; 12, Mardrea Hyman JAM 4:13.95

Heat 2: 1, Tomashova 4:05.38; 2, Rozenberg 4:05.51; 3, Maranga 4:05.63; 4, Ceplak 4:05.84; 5, Zadorozhnaya 4:05.86; 6, Alesya Turova BLR 4:07.26; 7, Nuria Fernández ESP 4:09.69; 8, Alina Cucerzan ROU 4:11.99; 9, Irina Lishchynska UKR 4:12.01; 10, Carla Sacramento POR 4:13.14; 11, Dori García ESP 4:16.28; Regina Jacobs USA DQ (r40.8) (4:06.92)

Helsinki 2005

Final (Aug 14)

1,	Tatyana Tomashova	RUS	4:00.35
2,	Olga Yegorova	RUS	4:01.46
3,	Bouchra Ghezielle	FRA	4:02.45
4,	Yelena Soboleva	RUS	4:02.48
5,	Maryam Jamal	BRN	4:02.49
6,	Natalia Rodríguez	ESP	4:03.06
7,	Anna Jakubczak	POL	4:03.38
8,	Gelete Burka	ETH	4:04.77
9,	Carmen Douma-Hussar	CAN	4:05.08
10,	Helen Clitheroe	GBR	4:05.19
11,	Irina Krakoviak	LTU	4:08.18
12,	Yuliya Chizhenko	RUS	DQ (r163.2) (4:00.93)

Undefeated Jamal and Russian Champion Chizhenko were the heat winners. Only Russia had more than one qualifier for the final...with four! Soboleva led the field through three laps in the final [66.28-2:12.68-3:16.97], passing the bell in 2:59.44. Jamal, the frail Ethiopian-born Bahrain athlete, accelerated past in the back straight, but was quickly caught by the Russians. Chizhenko went by Jamal on the inside, catching her with her arm, and knocking her off stride.

Tomashova caught Chizhenko with 50m to go and won by 4m, from her team-mate and Yegorova. Chizhenko was then disqualified after a Bahraini protest. Tomashova ran her last lap in 58.8, and became the first female 1500m runner to win consecutive titles. As she had finished eighth in her only completed race in 2005 prior to Helsinki, it was a remarkable triumph.

First round (First 5 & 2 fastest to final) (Aug 12)

Heat 1: 1, Jamal 4:10.58; 2, Tomashova 4:10.74; 3, Jakubczak 4:11.28; 4, Yegorova 4:11.64; 5, Rodríguez 4:11.82; 6, Hind Dehiba FRA 4:12.23; 7, Alesya Turova BLR 4:14.21; 8, Eleonora Berlanda ITA 4:14.54; 9, Konstadina Efedáki GRE 4:15.00; 10, Nelya Neporadna UKR 4:15.46; 11, Nancy Jebet Lagat KEN 4:16.13; 12, Treniere Clement USA 4:16.51; 13, Mestawet Tadesse ETH 4:20.20; Nahida Touhami ALG DNS

Heat 2: 1, Chizhenko 4:07.26; 2, Burka 4:07.35; 3, Soboleva 4:07.69; 4, Ghezielle 4:07.87; 5, Douma-Hussar 4:08.73; 6, Krakoviak 4:09.11; 7, Clitheroe 4:09.13; 8, Wioletta Janowska POL 4:09.90; 9, Daniela Yordanova BUL 4:11.64; 10, Corina Dumbraveanu ROU 4:12.35; 11, Maria Martins FRA 4:14.12; 12, Nuria Fernández ESP 4:14.45; 13, Johanna Risku FIN 4:15.44; 14, Trine Pilskog NOR 4:18.63; 15, Sonia Lopes CPV 4:51.29

Osaka 2007

Final (Sep 2)

1,	Maryam Yusuf Jamal	BRN	3:58.75
2,	Yelena Soboleva	RUS	3:58.99
3,	Iryna Lishchynska	UKR	4:00.69
4,	Daniela Yordanova	BUL	4:00.82
5,	Mariam Alaoui Selsouli	MAR	4:01.52
6,	Viola Kibiwott	KEN	4:02.10
7,	Yuliya Fomenko	RUS	4:02.46
8,	Agnes Samaria	NAM	4:07.61
9,	Nataliya Pantelyeva	RUS	4:07.82
10,	Lidia Chojecka	POL	4:08.64
11,	Nataliya Tobias	UKR	4:10.56
12,	Iris María Fuentes-Pila	ESP	4:14.00

Leading into Osaka, Jamal, Soboleva and Gelete Burka (ETH) had the top seven times of the year, but Burka opted for the 5000m. The preliminary rounds saw only one race quicker than 4:09, won by Lishchynska in 4:03.84, from Soboleva. The Russian, who had beaten Jamal twice during the summer, took the pacemaking duties on in the final, passing 400m in 65.82, and then speeding up through laps of 63.75 and 63.09. Jamal was on Soboleva's shoulder at the 1200m mark, and went past shortly after. A quickly-gained lead of just over a metre was maintained all the way to the line, though Soboleva fought hard to close the gap. The two finished 15m clear of Lishchynska, who had moved from fifth to third in the last 100m, as Selsouli, third for most of the last lap, faded badly in the last 50m. Jamal's win was the first for a Bahraini woman in the World Championships, though she had been born in Ethiopia.

Soboleva went on to take the World Indoor title in Valencia 2008, but then the following July was suspended for doping offences by the IAAF along with six of her compatriots. They were charged with having manipulated their urine samples after DNA testing had appeared to show that the samples did not belong to the athletes concerned. They were initially banned by the All-Russia Athletic Federation for two years starting from April and May of 2007 (April 26 in Soboleva's case), which meant that they would be clear to compete at the 2009 World Championships. In November 2008, the IAAF appealed to the Court of Arbitration for Sport against the decision of the ARAF on the grounds that the start of the sanction could not be backdated to before the initial suspension, and that in the circumstances, the period of suspension ought to be greater than the minimum of two-years. At the time of writing the CAS appeal is still active, but whatever the outcome Soboleva will be eventually stripped of her Osaka silver with the other finalists originally below her all moved up one place.

First round (First 6 & 6 fastest to semi-finals) (Aug 29)

Heat 1: 1, Alaoui Selsouli 4:09.05; 2, Jamal 4:09.47; 3, Chojecka 4:09.52; 4, Fuentes-Pila 4:09.58; 5, Stellingwerf 4:09.60; 6, Westley 4:09.67; 7, Jamieson 4:10.02; 8, Pantelyeva 4:10.69; 9, Golovchenko 4:10.98; 10, Christy Wurth-Thomas USA 4:10.21; 11, Mika Yoshikawa JPN 4:21.64; 12, Aishath Reesha MDV 5:45.25; Maria Martins FRA DNF

Heat 2: 1, Fomenko 4:09.57; 2, Lishchynska 4:10.03; 3, Kibiwott 4:10.53; 4, Yordanova 4:10.61; 5, Dobriskey 4:10.61; 6, Donohue 4:10.89; 7, Checa 4:11.24; 8, Nahida Touhami ALG 4:14.38; 9, Cristina Vasiliou ROU 4:15.43; 10, Wioletta

Janowska POL 4:18.59; 11, Ragnhild Kvarberg NOR 4:21.22; 12, Siham Hilali MAR 4:22.12

Heat 3: 1, Soboleva 4:10.45; 2, Clement 4:10.85; 3, Samaria 4:10.96; =4, Roman & Nyaruai 4:11.04; 6, Corrigan 4:11.11; 7, Tobias 4:11.22; 8, Muncan 4:11.24; 9, Bouchra Chaabi MAR 4:11.51; 10, Carmen Douma-Hussar CAN 4:12.10; 11, Liu Qing CHN 4:12.71; 12, Mestawat Tadesse ETH 4:20.46; 13, Wanumbi Kapia COD 5:45.99

Semi-finals (First 5 & 2 fastest to final) (Aug 31)

Heat 1: 1, Jamal 4:14.86; 2, Pantelyeva 4:15.22; 3, Fomenko 4:15.28; 4, Samaria 4:15.36; 5, Tobias 4:15.43; 6, Hilary Stellingwerf CAN 4:15.99; 7, Sarah Jamieson AUS 4:16.20; 8, Abby Westley GBR 4:16.21; 9, Erin Donohue USA 4:16.41; 10, Tatyana Golovchenko UKR 4:17.97; 11, Dolores Checa ESP 4:20.44; 12, Veronica Nyaruai KEN 4:21.50

Heat 2: 1, Lishchynska 4:03.84; 2, Soboleva 4:03.87; 3, Kibiwott 4:03.97; 4, Yordanova 4:04.19; 5, Alaoui Selsouli 4:05.25; 6, Chojecka 4:05.80; 7, Fuentes-Pila 4:06.99; 8, Marina Muncan SRB 4:08.02; 9, Treniere Clement USA 4:08.32; 10, Lisa Dobriskey GBR 4:08.39; 11, Sonja Roman SLO 4:08.60; 12, Lisa Corrigan AUS 4:08.79

1500 METRES

Multiple Medallists:

3	Hassiba Boulmerka	ALG	91-1, 93-3, 95-1
2	Tatyana Samolenko/Dorovskikh	URS	87-1, 91-2
	Carla Sacramento	POR	95-3, 97-1
	Regina Jacobs	USA	97-2, 99-2
	Tatyana Tomashova	RUS	03-1, 05-1

Most Finals:

5	Sacramento		93-11, 95-3, 97-1, 99-5, 01-4
4	Violeta Beclea/Szekely	ROU	91-10, 93-9, 99-4, 01-2

Most Appearances:

6	Leah Pells	CAN	91-8h2, 93-14, 95-8s1, 97-5, 99-11h1, 01-11
	Sacramento		93-11, 95-3, 97-1, 99-5, 01-4, 03-10s2
5	Jacobs		87-7h3, 97-2, 99-2, 01-dnf/h2, 03-dq/s2
	Maite Zúñiga	ESP	87-9h3, 93-12, 95-8, 97-4, 99-9h2

National Placings:

	1	2	3	4	5	6	7	8	Points
RUS	3	2	2	1	2	-	2	1	68
URS	1	2	2	1	-	-	-	-	39
ROU	1	1	1	2	-	2	-	-	37
USA	1	2	-	-	-	-	2	-	26
POR	1	-	1	1	1	-	-	-	23
GBR	-	1	1	-	1	2	-	-	23
ALG	2	-	1	-	-	-	-	-	22
GER	-	1	-	-	2	-	-	-	15
CAN	-	-	-	1	2	-	-	1	14
CHN	1	-	-	1	-	-	-	-	13
POL	-	-	-	-	1	1	2	2	13
ESP	-	-	-	1	-	1	1	2	12
KEN	-	-	-	-	1	2	1	-	12
BRN	1	-	-	-	-	1	-	-	11
SUI	-	-	1	1	-	-	-	-	11
IRL	-	1	-	-	-	-	-	1	8
TUR	-	1	-	-	-	-	-	1	8
BUL	-	-	-	1	-	-	1	-	7
ETH	-	-	1	-	-	-	-	-	6
UKR	-	-	1	-	-	-	-	-	6
FRA	-	-	-	1	-	-	-	-	5
MAR	-	-	-	-	1	-	-	-	4
AUT	-	-	-	-	-	1	-	-	3
CZE	-	-	-	-	-	1	-	-	3
ITA	-	-	-	-	-	-	1	1	3
BLR	-	-	-	-	-	-	1	-	2
NAM	-	-	-	-	-	-	-	1	1
NED	-	-	-	-	-	-	-	1	1
Totals	11	11	11	11	11	11	11	11	396

3000 Metres

Sittard 1980

Final (Aug 16)

1,	Birgit Friedmann	FRG	8:48.05
2,	Karoline Nemetz	SWE	8:50.22
3,	Ingrid Christensen	NOR	8:58.8
4,	Joelle Debrouwer	FRA	8:59.0
5,	Breda Pergar	YUG	8:59.7
6,	Penny Werthner	CAN	9:03.5

7, Charlotte Teske FRG 9:04.3

8, Eva Ernström SWE 9:07.7

9, Aurora Cunha POR 9:11.2; 10, Mary Shea USA 9:13.7; 11, Geri Fitch CAN 9:37.6; Wendy Smith GBR DNF

Like the men's 50 kilometre walk of 1976, the IAAF arranged world championships for the women's 3000 and 400m hurdles – events not yet on the Olympic timetable. Sadly, the championships were devalued by the late withdrawal of the USSR team.

World junior 1500m record holder Friedmann, who had not previously broken nine minutes, made a timely improvement to win the title comfortably. The other medals went to Scandinavians, with 24 year-old Ingrid Christensen (later Kristiansen) taking her first major honour.

First round (First 5 & 2 fastest to final) (Aug 14)

Heat 1: 1, Cunha 9:04.7; 2, Teske 9:06.1; 3, Christensen 9:06.4; 4, Ernström 9:06.5; 5, Fitch 9:07.8; 6, M Shea 9:09.4; 7, Anat Meiri ISR 9:26.7; 8, Anne Audain NZL 9:26.8; 9, Brenda Webb USA 9:27.6

Heat 2: 1, Friedmann 9:04.7; 2, Pergar 9:04.9; 3, Nemetz 9:04.9; 4, Debrouwer 9:05.0; 5, Werthner 9:05.8; 6, Smith 9:07.3; 7, Julie Shea USA 9:11.4; 8, Fionnuala Morrish IRL 9:13.8; 9, Olga Caccaviello ARG 10:01.2

Helsinki 1983

Final (Aug 10)

1, Mary Decker USA 8:34.62

2, Brigitte Kraus FRG 8:35.11

3, Tatyana Kazankina URS 8:35.13

4, Svetlana Ulmasova URS 8:35.55

5, Wendy Sly GBR 8:37.06

6, Agnese Possamai ITA 8:37.96

7, Jane Furniss GBR 8:45.69

8, Natalya Artyomova URS 8:47.98

9, Aurora Cunha POR 8:50.20; 10, Lynn Kanuka CAN 8:50.20; 11, Cornelia Bürki SUI 8:53.85; 12, Eva Ernström SWE 8:57.59; 13, Christine Benning GBR 8:58.01; 14, Lorraine Moller NZL 9:02.19; 15, Alison Wiley CAN 9:15.35

The aura of invincibility enjoyed by Soviet women distance runners was cracked by an American hitherto untested at this level: Mary Decker. The US record holder, with a string of fast times to her credit but little championship experience, went to the front from the start. The fast pace (1000m: 2:51.00, 2000m: 5:48.89) reduced the number of contenders to six at the bell: Decker, Sly, Possamai, Ulmasova, Kazankina and Kraus.

The pace quickened in the final lap with Decker still in front. By sticking to the American's shoulder, Sly made it difficult for the two Soviets to mount a challenge but as they swung into the straight, both Ulmasova (the world record holder) and Kazankina – the two-time Olympic 1500m Champion – were poised to contest the gold and silver. Kazankina sprinted past the American, only for Decker to produce a more effective kick of her own. To wild cheers of the 49,093 crowd, she glided into a winning lead.

The dispirited Kazankina was overtaken by Kraus, who comfortably broke the West German record.

First round (First 5 & 5 fastest to final) (Aug 8)

Heat 1: 1, Ulmasova 8:46.65; 2, Possamai 8:46.68; 3, Kraus 8:47.25; 4, Sly 8:47.39; 5, Benning 8:49.71; 6, Cunha 8:51.66; 7, Artyomova 8:54.14; 8, Kanuka 8:54.61; 9, Geri Fitch CAN 9:01.85; 10, Monica Joyce IRL 9:14.83; 11, Helena Hyvönen FIN 9:19.65; 12, Brenda Webb USA 9:24.38; 13, Marianne Mukamurenzi RWA 9:26.59; 14, Marit Holtklampen NOR 9:43.40; 15, Khadija Al Matar JOR 10:49.62; Betty Van Steenbroek BEL DNF

Heat 2: 1, Kazankina 8:44.72; 2, Decker 8:44.72; 3, Bürki 8:46.94; 4, Furniss 8:48.59; 5, Wiley 8:51.27; 6, Moller 8:51.78; 7, Ernström 8:51.91; 8, Kleinová 8:55.54; 9, Maggie Keyes USA 9:01.97; 10, Vera Michallek FRG 9:04.51; 11, Marica Mrcic YUG 9:05.59; 12, Pilar Fernández ESP 9:10.86; 13, Maria Radu ROU 9:30.37; 14, Mónica Regonessi CHI 9:31.95; 15, Krisicia García ESA 10:06.14

Rome 1987

Final (Sep 1)

1, Tatyana Samolenko URS 8:38.73

2, Maricica Puica ROU 8:39.45

3, Ulrike Bruns GDR 8:40.30

4, Cornelia Bürki SUI 8:40.31

5,	Yelena Romanova	URS	8:41.33
6,	Elly van Hulst	NED	8:42.56
7,	Yvonne Murray	GBR	8:43.94
8,	Wendy Sly	GBR	8:45.85

9, Lynn Williams CAN 8:49.91; 10, Mary Knisely USA 8:50.99; 11, Vera Michallek FRG 8:55.16; 12, Christine Benning GBR 8:57.92; 13, Debbie Bowker CAN 8:58.63; 14, Marie-Pierre Duros FRA 9:14.61; Olga Bondarenko URS DNF

A slow pace was picked up by Helsinki fifth-placer Sly, who led at 2000m in 5:53.18. She was still in front at the bell, but then Romanova went ahead, followed by Puica, who displayed impressive speed for a 37 year-old. Then, just as in the 1987 World Indoor Championships, it was Samolenko who outran everyone. She appeared to be doing just enough to pass the Romanian for victory.

First round (First 5 & 5 fastest to final) (Aug 29)

Heat 1: 1, Bowker 8:46.88; 2, Bruns 8:47.15; 3, Bürki 8:47.95; 4, Bondarenko 8:48.11; 5, Murray 8:48.44; 6, Michallek 8:49.61; 7, Knisely 8:49.61; 8, Annette Sergent FRA 8:52.45; 9, Cindy Bremser USA 8:54.17; 10, Jacqueline Perkins AUS 8:57.24; 11, Fernanda Ribeiro POR 9:01.15; 12, Dorina Calenic ROU 9:01.83; 13, Satu Levelä FIN 9:16.28; 14, Mónica Regonessi CHI 9:26.11; 15, Raj Kumari Pandey NEP 10:44.15

Heat 2: 1, Sly 8:44.79; 2, Romanova 8:45.00; 3, Samolenko 8:45.20; 4, van Hulst 8:45.20; 5, Puica 8:45.55; 6, Duros 8:46.81; 7, Williams 8:47.43; 8, Benning 8:48.63; 9, Wang Xiuting CHN 8:50.68; 10, Paula Ivan ROU 8:51.20; 11, Leslie Seymour USA 8:51.34; 12, Radka Naplatanova BUL 8:51.98; 13, Agnese Possamai ITA 8:57.85; 14, Andri Avraam CYP 9:09.34; Martine Fays FRA DNF; Fanny Gidiyoni MAW DNS

Tokyo 1991

Final (Aug 26)

1,	Tatyana Dorovskikh	URS	8:35.82
2,	Yelena Romanova	URS	8:36.06
3,	Susan Sirma	KEN	8:39.41
4,	Päivi Tikkanen	FIN	8:41.30
5,	Margareta Keszeg	ROU	8:42.02
6,	Roberta Brunet	ITA	8:42.64
7,	Judi St. Hilaire	USA	8:44.02
8,	Annette Peters	USA	8:44.02

9, Gitte Karlshøj DEN 8:44.35; 10, Yvonne Murray GBR 8:44.52; 11, Alison Wyeth GBR 8:44.73; 12, Pauline Konga KEN 8:46.66; 13, Lyudmila Borisova URS 8:51.49; 14, Shelly Steely USA 8:53.70; 15, Marie-Pierre Duros FRA 9:08.31

Defending Champion Dorovskikh (née Samolenko) had taken the Olympic title after her Rome win, but thereafter had been out of action for maternity reasons. Both she and her teammate Romanova had little form so far in 1991, but they looked ominously easy in the final.

The race started at a reasonable pace (2:51.83 at 1000m), but slowed in the second kilometre. The major break came from European Champion Murray, the pre-meeting favourite. She took off with 550m remaining and led at the bell with just three others – Sirma, Romanova and Dorovskikh – for company. The Briton looked beaten on the last backstraight when Sirma went to the front. Romanova then made a move at 2800m. Dorovskikh followed and the two battled it out down the homestraight. The 30 year-old Dorovskikh proved the stronger. Sirma took the bronze – the first world championship medal to be won by an African woman.

“I was prepared to run a sit-and-kick type of race, or one with a fast pace from the start,” said Dorovskikh.

First round (First 4 & 3 fastest to final) (Aug 24)

Heat 1: 1, Sirma 8:46.56; 2, Romanova 8:46.84; 3, Steely 8:48.54; 4, Brunet 8:51.41; 5, Anke Schänning GER 8:56.02; 6, Catherina McKiernan IRL 9:00.05; 7, Julia Besliu ROU 9:00.72; 8, Daria Nauer SUI 9:05.08; 9, Khin Khin Htwe MYA 9:07.34; 10, Leah Pells CAN 9:10.10; 11, Minori Hayakari JPN 9:14.02; 12, Vilma Peña CRC 9:54.49; 13, Mirna El Hagg LIB 11:34.81

Heat 2: 1, Murray 9:00.86; 2, Borisova 9:00.94; 3, Tikkanen 9:00.98; 4, Peters 9:01.01; 5, Derartu Tulu ETH 9:01.04; 6, Jana Kuceriková TCH 9:05.69; 7, Carmen de Oliveira BRA 9:09.71; 8, Zheng Lijuan CHN 9:17.78; 9, Robyn Meagher CAN 9:20.38; 10, Roisin Smyth IRL 9:40.13; 11, Ama Amewo TOG 11:17.85

Heat 3: 1, Karlshøj 8:50.01; 2, Duros 8:50.05; 3, Dorovskikh 8:50.39; 4, Keszeg 8:50.61; 5, Wyeth 8:50.69; 6, St Hilaire 8:54.19; 7, Konga 8:54.67; 8, Jenny Lund AUS 8:57.86; 9, Julia Vaquero ESP 8:58.90; 10, Fernanda Ribeiro POR 9:01.90; 11, Bigna Samuel STV 10:04.96; 12, Isabel Elias ANG 10:13.42; 13, Jen Allred GUM 10:18.44; Marie Juliet HAI DNF

Stuttgart 1993

Final (Aug 16)

1,	Qu Yunxia	CHN	8:28.71
2,	Zhang Linli	CHN	8:29.25
3,	Zhang Lirong	CHN	8:31.95
4,	Sonia O'Sullivan	IRL	8:33.38
5,	Alison Wyeth	GBR	8:38.42
6,	Yelena Romanova	RUS	8:39.69
7,	Paula Radcliffe	GBR	8:40.40
8,	Lyudmila Borisova	RUS	8:40.78

9, Yvonne Murray GBR 8:43.46; 10, Annette Peters USA 8:45.56; 11, Yelena Kopytova RUS 8:50.49; 12, Claudia Lokar GER 8:51.35; 13, Annemari Sandell FIN 8:53.58; 14, Luminita Zaituc ROU 9:01.38; 15, Esther Kiplagat KEN 9:07.05

It was clear that something special was happening in China when the IAAF received an application for a world junior 3000m record of 8:36.45 by Ma Ningning in Jinan on June 6, 1993. The forms showed that Ma had actually only placed fourth in a very fast race behind Wang Junxia 8:27.68, Qu Yunxia 8:29.30 and Zhang Lirong 8:35.05. Qu, Zhang, and Zhang Linli were the Chinese representatives in the Stuttgart 3000m. Wang opted for the 10,000m.

The Chinese trio all qualified impressively for the final, which started slowly (2:59.06 at 1000m). Murray upped the pace slightly in the second kilometre. The three Chinese ran together just behind her. At 2300m, they took off in spectacular fashion with Qu in front. Clocking 60.72 for the section between 2400m and 2800m, they left no-one else with the chance of even a medal. Qu and the Zhangs, filed in descending order of height, continued their remarkable pace around the final lap.

Qu and Zhang Linli went clear in the straight while Zhang Lirong comfortably held off O'Sullivan who had been the only other runner able to make any sort of impression in the closing stages. The gold went to Qu who covered the final lap in an amazing 59.22. After the race, the winner revealed that she would be giving her Mercedes Benz to her father as she could not drive. This was the final World Championship 3000m for women.

First round (First 4 & 3 fastest to final) (Aug 14)

Heat 1: 1, Zhang Linli 8:48.85; 2, Murray 8:51.30; 3, Romanova 8:54.81; 4, Kiplagat 8:55.07; 5, Zaituc 8:55.55; 6, Lokar 8:55.98; 7, Roberta Brunet ITA 8:57.46; 8, Julia Sakara ZIM 8:57.69; 9, Regina Chistiakova LTU 8:58.51; 10, Ulla Marquette CAN 9:00.68; 11, Elly van Hulst NED 9:04.86; 12, Katy McCandless USA 9:10.13; 13, Andrea Sollarová SVK 9:12.91; 14, Jayanthi Palaniappan MAS 9:18.42; 15, Martha Portobanco NCA 10:48.08; 16, Halima Boubacar NIG 11:26.13

Heat 2: 1, Qu 8:49.20; 2, Borisova 8:50.02; 3, Peters 8:51.67; 4, Wyeth 8:51.89; 5, Sandell 8:54.75; 6, Annette Sergent-Palluy FRA 8:58.15; 7, Elena Fidatof ROU 8:58.89; 8, Valentina Tauceri ITA 9:00.20; 9, Julia Vaquero ESP 9:05.50; 10, Eva Doczi HUN 9:09.51; 11, Daria Nauer SUI 9:11.28; 12, Getenesh Urge ETH 9:16.24; 13, Marilu Salazar PER 9:32.33; 14, Tevdenshigmed Enh-Od MGL 10:50.27; Zahra Ouaziz MAR DNS; Raj Kumari Pandey NEP DNS

Heat 3: 1, O'Sullivan 8:50.62; 2, Zhang Lirong 8:51.75; 3, Radcliffe 8:52.62; 4, Kopytova 8:57.73; 5, Margareta Keszeg ROU 8:59.21; 6, Farida Fates FRA 8:59.93; 7, Sheila Carrozza USA 9:01.41; 8, Estela Estévez ESP 9:08.04; 9, Nina Christiansen DEN 9:09.06; 10, Harumi Hiroshima JPN 9:11.77; 11, Leah Pells CAN 9:16.63; 12, Gwen Griffiths RSA 9:33.96; 13, Aura Morales GUA 9:49.08; 14, Shirley Cespedes CRC 10:15.01; 15, Gulsara Dadabayeva TJK 10:29.69; 16, Adelaide Malepa LES 11:00.68; Ravilya Agletdinova BLR DNF

3000 METRES

Multiple Medallists:

2 Tatyana Samolenko/Dorovskikh URS 87-1, 91-1

Most Finals:

3	Wendy Smith/Sly	GBR	80-dnf, 83-5, 87-8
	Yelena Romanova	URS/RUS	87-5, 91-2, 93-6
	Yvonne Murray	GBR	87-7, 91-10, 93-9
2	Aurora Cunha	POR	80-9, 83-9
	Eva Ernström	SWE	80-8, 83-12
	Christine Benning	GBR	83-13, 87-12
	Cornelia Bürki	SUI	83-11, 87-4
	Lynn Kanuka/Williams	CAN	83-10, 87-9
	Marie-Pierre Duros	FRA	87-14, 91-15
	Tatyana Samolenko/Dorovskikh	URS	87-1, 91-1
	Lyudmila Borisova	URS/RUS	91-13, 93-8
	Annette Peters	USA	91-8, 93-10
	Alison Wyeth	GBR	91-11, 93-5

3000 Metres, continued

Most Appearances:

3	Smith/Sly
	Romanova
	Murray
2	23 women

National Placings:

	1	2	3	4	5	6	7	8	Points
URS	2	1	1	1	1	-	-	1	39
GER	1	1	1	-	-	-	1	-	23
CHN	1	1	1	-	-	-	-	-	21
GBR	-	-	-	-	2	-	3	1	15
USA	1	-	-	-	-	-	1	1	11
ROU	-	1	-	-	1	-	-	-	11
SWE	-	1	-	-	-	-	-	1	8
KEN	-	-	1	-	-	-	-	-	6
NOR	-	-	1	-	-	-	-	-	6
ITA	-	-	-	-	-	2	-	-	6
FIN	-	-	-	1	-	-	-	-	5
FRA	-	-	-	1	-	-	-	-	5
IRL	-	-	-	1	-	-	-	-	5
SUI	-	-	-	1	-	-	-	-	5
YUG	-	-	-	-	1	-	-	-	4
RUS	-	-	-	-	-	1	-	1	4
CAN	-	-	-	-	-	1	-	-	3
NED	-	-	-	-	-	1	-	-	3
Totals	5	5	5	5	5	5	5	5	180

GER 16:02.26; 12, Ursula Jeitziner SUI 16:12.57; 13, Sinead Delahunty IRL 16:18.61; 14, Marie-Pierre Duros FRA 16:48.66; 15, Mirsada Buric-Adam BIH 17:07.44; Viktoriya Nenasheva RUS & Gunhild Halle NOR DNF

Athens 1997

Final (Aug 9)

1,	Gabriela Szabo	ROU	14:57.68
2,	Roberta Brunet	ITA	14:58.29
3,	Fernanda Ribeiro	POR	14:58.85
4,	Paula Radcliffe	GBR	15:01.74
5,	Lydia Cheromei	KEN	15:07.88
6,	Liu Jianying	CHN	15:10.64
7,	Libbie Hickman	USA	15:11.15
8,	Harumi Hiroiyama	JPN	15:21.19

9, Wei Li CHN 15:24.04; 10, Merima Denboba ETH 15:27.76; 11, Kate Anderson AUS 15:27.78; 12, Ayelech Worku ETH 15:28.07; 13, Naoko Takahashi JPN 15:32.83; 14, Gunhild Halle NOR 15:37.85; 15, Yuko Kawakami JPN 15:45.48

The 1995 champion O'Sullivan and bronze medallist Ouaziz had dreadful runs this time, eliminated in the heats with respective times of 15:40.82 and 15:58.84, but Szabo – fourth last time – came up trumps. The race, run in 28°C heat, was perfectly set up for a prodigious kicker like the Romanian. The early pace was painfully slow (3:11.74 at 1000), and succeeding kilometres of 2:58.66 and 2:58.22 with Cheromei leading, and 3:02.21 with Radcliffe ahead did nothing to diminish Szabo's sprinting powers. She sped through the final 200m in 29.5 for a last kilometre of 2:46.5. Brunet overtook world record holder Ribeiro (who had finished second in the 10,000m four days earlier) for the silver.

First Round (First 6 & 3 fastest to final) (Aug 7)

Heat 1: 1, Szabo 15:26.62; 2, Radcliffe 15:27.25; 3, Hiroiyama 15:27.75; 4, Brunet 15:29.03; 5, Worku 15:29.37; 6, Wei 15:29.62; 7, Hickman 15:30.56; 8, Halle 15:32.13; 9, Anderson 15:36.16; 10, Yelena Kopytova RUS 15:37.19; 11, Adriana Fernández MEX 15:41.55; 12, Melody Fairchild USA 15:47.66; 13, Marina Bastos POR 15:54.01; 14, Valerie Vaughan IRL 15:57.58; 15, Zahra Ouaziz MAR 15:58.84; 16, Genet Gebregiorgis ETH 16:04.40; 17, Laurence Duquénoy FRA 16:06.02; 18, Justine Nahimana BDI 17:21.77; 19, Nebiat Habtemariam ERI 18:26.50; 20, Zalia Aliou TOG 18:34.45; 21, Martha Portobanco NCA 19:08.44; Elana Meyer RSA & Maysa Matrood IRQ DNS

Heat 2: 1, Ribeiro 15:27.30; 2, Liu 15:29.28; 3, Cheromei 15:32.00; 4, Denboba 15:32.01; 5, Takahashi 15:32.25; 6, Kawakami 15:32.71; 7, Sonia O'Sullivan IRL 15:40.82; 8, Stela Olteanu ROU 15:40.86; 9, Olivera Jevtic YUG 15:43.76; 10, Hrisoula Iakovou GRE 15:51.14; 11, Restituta Joseph TAN 15:55.22; 12, Amy Rudolph USA 16:00.87; 13, Una English IRL 16:07.09; 14, Jelena Celnova LAT 16:27.63; 15, Helena Javornik SLO 16:28.38; Kristina da Fonseca-Wolheim GER DNF; Anne Hare NZL DNF; Carol Howe CAN & Annemari Sandell FIN DNS

5000 Metres

Gothenburg 1995

Final (Aug 12)

1,	Sonia O'Sullivan	IRL	14:46.47
2,	Fernanda Ribeiro	POR	14:48.54
3,	Zahra Ouaziz	MAR	14:53.77
4,	Gabriela Szabo	ROU	14:56.57
5,	Paula Radcliffe	GBR	14:57.02
6,	Mariya Pantyukhova	RUS	15:01.23
7,	Rose Cheruiyot	KEN	15:02.45
8,	Gwen Griffiths	RSA	15:08.05

9, Sara Wedlund SWE 15:08.36; 10, Elena Fidatof ROU 15:12.58; 11, Sally Barsosio KEN 15:39.57; 12, Michiko Shimizu JPN 15:45.30; 13, Jepkemo Barsosio KEN 15:56.96; Gina Procaccio USA & Olga Churbanova RUS DNF

World junior 3000m champion Szabo made a bold start in the final with a 63.28 first lap which put her into a lead of 15m. The pace settled down after that with the Romanian leading at 1000m in 2:51.95 and 2000m in 5:53.48. Radcliffe then took over, running 3:04.7 for the third kilometre to reach 3000m in 8:58.19. Second at this point was the big favourite, O'Sullivan.

The British runner stayed ahead for two more laps before Ribeiro – running her fourth race in seven days – took over. The Portuguese surged and by the bell had dropped all but O'Sullivan and Ouaziz. Szabo and Radcliffe were contesting fourth place.

Just before the final bend, O'Sullivan made her move. Ribeiro held the Irishwoman for some of the turn but was no match for O'Sullivan's 28.8 final 200m.

"After the first three laps, it was quite clear that the kick would be decisive," said O'Sullivan. "I never look back, and I didn't tonight."

First round (First 4 & 3 fastest to final) (Aug 10)

Heat 1: 1, Fidatof 15:36.39; 2, Churbanova 15:37.23; 3, Procaccio 15:37.66; 4, J. Barsosio 15:38.22; 5, Päivi Tikkanen FIN 15:38.25; 6, Atsumi Yashima JPN 15:40.02; 7, Rosario Murcia FRA 15:41.73; 8, Nina Christiansen DEN 15:44.66; 9, Brynhild Synstnes NOR 15:46.17; 10, Adriana Fernández MEX 15:46.89; 11, Milka Mihaylova BUL 15:49.31; 12, Tamara Koba UKR 15:53.67; 13, Martha Ernstsdtötr ISL 16:05.33; 14, Marina Bastos POR 16:16.78; Alison Wyeth GBR DNF; Derartu Tulu ETH & Elana Meyer RSA DNS

Heat 2: 1, O'Sullivan 15:13.88; 2, Szabo 15:14.65; 3, Pantyukhova 15:14.70; 4, Radcliffe 15:14.77; 5, Wedlund 15:15.67; 6, S. Barsosio 15:18.41; 7, Shimizu 15:18.97; 8, Silvia Somaggio ITA 15:20.89; 9, Ana Dias POR 15:29.32; 10, Serap Aktas TUR 15:53.76; 11, Libbie Johnson USA 15:54.97; 12, Anne Cross AUS 16:09.32; Monika Schäfer GER, Dong Zhaoxia CHN & Hilde Stavik NOR DNF; Gete Wami ETH & Marleen Renders BEL DNS

Heat 3: 1, Cheruiyot 15:21.36; 2, Ouaziz 15:22.02; 3, Ribeiro 15:22.04; 4, Griffiths 15:32.22; 5, Annemari Danneels BEL 15:33.70; 6, Chiemi Takahashi JPN 15:35.13; 7, Carolyn Schuwalow AUS 15:37.62; 8, Gitte Karlshøj DEN 15:39.12; 9, Luchia Yisak ETH 15:42.37; 10, Laura Mykytok USA 15:48.95; 11, Andrea Karhoff

Seville 1999

Final (Aug 27)

1,	Gabriela Szabo	ROU	14:41.82
2,	Zahra Ouaziz	MAR	14:43.15
3,	Ayelech Worku	ETH	14:44.22
4,	Irina Mikitenko	GER	14:50.17
5,	Ebru Kavaklioglu	TUR	14:51.69
6,	Julia Vaquero	ESP	14:56.00
7,	Mariya Pantyukhova	RUS	14:58.60
8,	Yamna Belkacem	FRA	15:03.47

9, Marta Domínguez ESP 15:16.93; 10, Megumi Tanaka JPN 15:17.92; 11, Cheri Kenah USA 15:20.12; 12, Susanne Pumper AUT 15:24.38; 13, Getenesh Urge ETH 15:29.60; 14, Katalin Szentgyörgyi HUN 15:37.00; 15, Michiko Shimizu JPN 15:46.28

Judging from their races over 3000m earlier in the season it was totally predictable that Szabo would retain her title ahead of Ouaziz, although Worku kept them company until the very last stages. Aware that her only, forlorn, hope of winning was to try and draw the sting from her opponent's fabled finish, Ouaziz set a fast pace in the heat and humidity. Inevitably Szabo – racing 5000m for the first time that summer – had no problem shadowing the Moroccan as she tried to drive for home and proceeded to outkick her, covering the final 200m in 29.4 and kilometre in 2:49.0 for a championship record of 14:41.82.

Worku never contributed to the pace but clung on to knock more than 10 seconds from her best in third place. Next came Kazakstan-born Mikitenko in a German record, followed by a Turkish record for Kavaklioglu, who used to be Yelena Kopytova, 6th in the 1992 Olympic 3000m representing Russia.

First round (First 5 & 5 fastest to final) (Aug 24)

Heat 1: 1, Szabo 15:32.50; 2, Mikitenko 15:32.55; 3, Pantyukhova 15:33.98; 4, Domínguez 15:34.24; 5, Tanaka 15:34.51; 6, Adriana Fernández MEX 15:37.79; 7, Worknesh Kidane ETH 15:38.12; 8, Annemari Sandell FIN 15:41.23; 9, Natalie Harvey AUS 15:41.55; 10, Sunita Rani IND 15:41.81; 11, Marina Bastos POR 15:48.51; 12, Amaia Piedra ESP 15:50.93; 13, Samukeliso Moyo ZIM 15:50.97; 14, Klara Kashapova RUS 15:52.06; 15, Hrysostomia Iakóvou GRE 15:59.76; 16, Zhor El Kamch MAR 16:06.20; 17, Fatima Yvelain FRA 16:09.85; 18, Amy Rudolph USA 16:24.31; 19, Nebiat Habtemariam ERI 18:02.28; Kathy Butler CAN & Jolanta Alendi PLE DNF; Asmae Laghzaoui MAR DNS

Heat 2: 1, Kavaklioglu 15:17.90; 2, Ouaziz 15:20.04; 3, Worku 15:20.17; 4, Shimizu 15:24.85; 5, Vaquero 15:24.86; 6, Pumper 15:25.48; 7, Kenah 15:25.54; 8, Belkacem 15:25.85; 9, Urge 15:27.59; 10, Szentgyörgyi 15:27.61; 11, Helena Javornik SLO 15:28.41; 12, Ann Wamuchi KEN 15:29.01; 13, Wang Chunmei CHN 15:45.80; 14, Yoshiko Fujinaga JPN 15:51.52; 15, Olga Yegorova RUS 15:53.63; 16, Nora Rocha MEX 16:10.48; 17, Elva Dryer USA 16:15.70; 18, Kate Anderson AUS 16:34.68; 19, Giselle Camillieri MLT 17:18.31; 20, Sukhbaatar Erdenetuya MGL 18:47.34; 21, Esperanza Obono Ela GEQ 19:20.44

Edmonton 2001

Final (Aug 11)

1,	Olga Yegorova	RUS	15:03.39
2,	Marta Domínguez	ESP	15:06.59
3,	Ayelech Worku	ETH	15:10.17
4,	Dong Yanmei	CHN	15:10.73
5,	Irina Mikitenko	GER	15:13.93
6,	Yelena Zadorozhnaya	RUS	15:16.15
7,	Edith Masai	KEN	15:17.67
8,	Gabriela Szabo	ROU	15:19.55

9, Rose Cheruiyot KEN 15:23.18; 10, Tatyana Tomashova RUS 15:23.83; 11, Jo Pavay GBR 15:28.41; 12, Benita Willis AUS 15:36.75; 13, Merima Denboba ETH 15:41.09; 14, Fatima Yvelain FRA 15:53.52; 15, Teresa Recio ESP 15:57.32

One of the world's leading woman athletes prior to Edmonton had been Russia's Olga Yegorova who had taken the world indoor title at 3000m and followed up with super-fast victories at that distance in the Paris and Rome Golden Leagues. Just before the World Championships, it was announced that Yegorova had been suspended after failing a test in Paris for the hormone erythropoietin (EPO), a drug taken to boost endurance. The suspension was then lifted because the Paris test had been incomplete. Only a urine sample had been tested, whereas a blood test was also necessary.

"Therefore, for strictly legal reasons," explained IAAF Vice-President Arne Ljungqvist, "the IAAF had no choice but lifting the ban because the test was not consistent with the rules."

The issue cast a shadow over the Edmonton 5000m, not least because defending champion Szabo threatened to boycott the event if Yegorova competed. In the end Szabo did run, but she was not a factor in the final after having already run (and won) three rounds of the 1500m in Edmonton. The controversy was evident in the heats, when a contingent from Britain held up a sign during Yegorova's race which read "EPO Cheats Out."

The final was a slow race with former world record holder Dong leading at 3000m in 9:17.25. At 4000m (12:21.68), Dong surged and covered the 11th lap in 68.24. By the bell it was her from Zadorozhnaya, Domínguez, Worku and Yegorova. Halfway down the backstraight Yegorova pounced and left everyone behind with a 29.04 final 200m. Hers was not a joyous victory as she was booed by the crowd, and she quickly disappeared into the mixed zone. Domínguez took the silver and Worku repeated her 1999 bronze, catching Dong just 20m from the line.

First round (First 5 & 5 fastest to final) (Aug 9)

Heat 1: 1, Domínguez 15:15.81; 2, Yegorova 15:15.85; 3, Tomashova 15:15.95; 4, Szabo 15:16.02; 5, Masai 15:16.13; 6, Worku 15:16.18; 7, Kathy Butler GBR 15:20.78; 8, Elvan Abeylegesse TUR 15:22.89; 9, Marla Runyan USA 15:24.30; 10, Breda Dennehy IRL 15:26.97; 11, Worknesh Kidane ETH 15:29.96; 12, Restituta Joseph TAN 15:33.93; 13, Suzanne Pumper AUT 15:41.25; 14, Courtney Babcock CAN 15:46.72; 15, Amy Rudolph USA 15:46.77; 16, Hayley Yelling GBR

15:59.39; 17, Mónica Rosa POR 16:04.62; 18, Una English IRL 16:26.15; 19, Nebiat Habtemariam ERI 16:37.57; Zhor El Kamch MAR & Daniela Yordanova BUL DNF; Nasria Baghdad Azaïdj ALG DQ (r163.2)

Heat 2: 1, Dong 15:09.44; 2, Pavay 15:10.62; 3, Zadorozhnaya 15:11.63; 4, Cheruiyot 15:12.04; 5, Mikitenko 15:12.63; 6, Denboba 15:14.76; 7, Willis 15:17.93; 8, Recio 15:19.81; 9, Yvelain 15:20.16; 10, Haruko Okamoto JPN 15:23.93; 11, Elva Dryer USA 15:26.04; 12, Beatriz Santiago ESP 15:26.55; 13, Dulce María Rodríguez MEX 15:27.34; 14, Olivera Jevtic YUG 15:29.61; 15, Inga Juodeskienė LTU 15:48.13; 16, Gunhild Halle Haugen NOR 15:54.56; 17, Maria McCambridge IRL 16:04.49; 18, Chan Man-Yee HKG 16:06.06; 19, Catherine Chikwakwa MAW 16:36.85; Wisam Abu Bekheet PLE DNF; Hrysostomia Iakóvou GRE DNS

Paris 2003

Final (Aug 30)

1,	Tirunesh Dibaba	ETH	14:51.72
2,	Marta Domínguez	ESP	14:52.26
3,	Edith Masai	KEN	14:52.30
4,	Yelena Zadorozhnaya	RUS	14:52.36
5,	Elvan Abeylegesse	TUR	14:53.56
6,	Isabella Ochichi	KEN	14:54.08
7,	Gulnara Samitova	RUS	14:54.38
8,	Courtney Babcock	CAN	14:54.98

9, Sun Yingjie CHN 14:57.01; 10, Berhane Adere ETH 14:58.07; 11, Gabriela Szabo ROU 14:59.36; 12, Émilie Mondor CAN 15:02.36; 13, Zahra Ouaziz MAR 15:16.73; 14, Zhor El Kamch MAR 15:29.72; 15, Sonia O'Sullivan IRL 15:36.62

The standard set in the heats was the highest ever in a championship 5000m, with 15:04.00 insufficient for progress. Olga Yegorova was a shadow of her 2001 self and was eliminated from the first heat in 10th place. In the final, 3000m was reached in 9:08.88 and 12 of the 15 finalist were in touch with two laps left.

Zadorozhnaya, who had also qualified for the 1500m final, took up the pace and covered the penultimate lap in 68.1. She led down the final backstraight then Domínguez slipped through on the inside with exactly 200m left. Zadorozhnaya and Masai were on the heels of the Spaniard and one felt the gold would go to one of those three, only for young Ethiopian Dibaba to glide past them all on the outside with the finish in sight. Masai briefly held second place before Domínguez responded to repeat her 2001 silver. At 18 years 90 days, Dibaba became the youngest ever individual world champion based on her Paris entry birthdate of June 1, 1985. At subsequent championships, an even later birthdate has been submitted for her: October 1, 1985. So she was only 17 years 333 days old in Paris, apparently.

First round (First 5 & 5 fastest to final) (Aug 26)

Heat 1: 1, Masai 14:45.35; 2, Dibaba 14:45.96; 3, Sun 14:46.73; 4, Domínguez 14:48.33; 5, Ouaziz 14:52.66; 6, Samitova 14:58.88; 7, Mondor 14:59.68; 8, Jane Gakunyi KEN 15:04.00; 9, Meseret Defar ETH 15:11.72; 10, Olga Yegorova RUS 15:12.41; 11, Kayoko Fukushi JPN 15:16.53; 12, Souad Ait Salem ALG 15:34.64; 13, Catherine Chikwakwa MAW 15:40.10; 14, Simret Sultan ERI 16:09.48; 15, Inés Melchor PER 17:17.90; Lornah Kiplagat NED DNS

Heat 2: 1, Abeylegesse 14:54.95; 2, O'Sullivan 14:55.50; 3, Adere 14:56.01; 4, Ochichi 14:56.63; 5, Zadorozhnaya 14:56.70; 6, Szabo 14:56.70; 7, Kamch 15:00.61; 8, Babcock 15:01.48; 9, Irina Mikitenko GER 15:06.97; 10, Restituta Joseph TAN 15:10.54; 11, Lauren Fleshman USA 15:12.71; 12, Xing Huina CHN 15:13.50; 13, Hrysostomia Iakóvou GRE 15:44.90; 14, Susanne Pumper AUT 15:53.52; 15, Dorcus Inzikuru UGA 16:00.99; 16, Lilian Claber Argereta HON 20:17.90

Helsinki 2005

Final (Aug 13)

1,	Tirunesh Dibaba	ETH	14:38.59
2,	Meseret Defar	ETH	14:39.54
3,	Ejagayou Dibaba	ETH	14:42.47
4,	Meselech Melkamu	ETH	14:43.47
5,	Xing Huina	CHN	14:43.64
6,	Zakia Mrisho	TAN	14:43.87
7,	Priscah Jepleting	KEN	14:44.00
8,	Isabella Ochichi	KEN	14:45.14

9, Liliya Shobukhova RUS 14:47.07; 10, Olga Kravtsova BLR 14:47.75; 11, Sun Yingjie CHN 14:51.19; 12, Kayoko Fukushi JPN 14:59.92; 13, Susanne Wigene NOR 15:00.23; 14, Marta Domínguez ESP 15:02.30; 15, Jo Pavay GBR 15:14.37

Dibaba – the reigning champion – and Defar – the Olympic Champion

– were the favourites, though history was against Dibaba as no woman had ever won a global 5000m/10,000m double. The race began slowly, with a 3:02.53 kilometre split, but Sun then upped the pace with 2:51.32, before slowing to 8:52.62 at 3000m. The pace dipped further in the fourth kilometre which set things up for the fast-finishing Ethiopians. At the bell Xing led, but Dibaba sped by with 300m to go and only Defar could stay with her. With 60m to go Defar finally broke and Dibaba won by 8m, from Defar with her sister Ejegayehu winning her second bronze in Helsinki, and Melkamu creating the first women's four-way sweep (just two days after the American men's 200m). Dibaba's last lap was a scintillating 58.2.

First round (First 4 & 7 fastest to final) (Aug 10)

Heat 1: 1, Dibaba 14:50.98; 2, Melkamu 14:51.49; 3, Pavay 14:53.82; 4, Jepleting 14:54.50; 5, Domínguez 14:56.02; 6, Kravtsova 14:56.16; 7, Mrisho 14:57.22; 8, Sun 14:58.34; 9, Fukushi 15:05.77; 10, Lauren Fleshman USA 15:32.05; 11, Veerle Dejaeghere BEL 15:47.01; 12, Maryna Dubrova UKR 16:01.88; 13, Anesie Kwizera BDI 16:06.66; 14, Catherine Chikwakwa MAW 16:11.63; 15, Jessica Augusto POR 16:23.66

Heat 2: 1, Defar 15:13.52 Q; 2, Dibaba 15:14.33 Q; 3, Xing 15:14.48 Q; 4, Shobukhova 15:14.63 Q; 5, Ochichi 15:16.51 q; 6, Wigene 15:18.38 q; 7, Shalane Flanagan USA 15:20.59; 8, María Protopappa GRE 15:32.04; 9, Amy Rudolph USA 15:32.73; 10, Margaret Maury FRA 15:35.65; 11, Dulce María Rodríguez MEX 15:44.65; 12, Anikó Kálovics HUN 15:46.36; 13, Simret Sultan ERI 15:47.46; 14, Maria McCambridge IRL 16:05.44; 15, Miriam Kaumba ZAM 16:10.70

Osaka 2007

Final (Sep 1)

1,	Meseret Defar	ETH	14:57.91
2,	Vivian Cheruiyot	KEN	14:58.50
3,	Priscah Cheronno	KEN	14:59.21
4,	Sylvia Kibet	KEN	14:59.26
5,	Elvan Abeylegesse	TUR	15:00.88
6,	Meselech Melkamu	ETH	15:01.42
7,	Jen Rhines	USA	15:03.09
8,	Shalane Flanagan	USA	15:03.86
9, Joanne Pavay GBR 15:04.77; 10, Gelete Burka ETH 15:07.46; 11, Mariya Konovalova RUS 15:09.71; 12, Silvia Weissteiner ITA 15:11.81; 13, Olga Kravtsova BLR 15:11.82; 14, Kayoko Fukushi JPN 15:19.40; 15, Jessica Augusto POR 15:24.93			

The event lost some of its lustre when defending champion Tirunesh Dibaba withdrew having failed to fully recover from the 10,000m. A modest pace was set in the final with Fukushi leading through the first two kilometres with splits of 2:59.22 and 3:05.47 [6:04.69]. Cheruiyot was the leader for the next two kilometres, reaching 4000m in 12:13.05, which set the race up for the best kickers in the field. Defar, renowned as no worse than the second best finisher around (the best being Dibaba), lived up to her reputation. The Olympic Champion and world record holder took the lead just before the bell, and ran successive 200m splits of 30.45 and 28.18 to win by 5m from Cheruiyot (28.58 last 200m), with Cheronno edging Kibet for the bronze.

First round (First 5 & 5 fastest to final) (Aug 29)

Heat 1: 1, Abeylegesse 15:06.26; 2, Cheruiyot 15:06.54; 3, Kibet 15:06.54; 4, Burka 15:07.21; 5, Flanagan 15:07.47; 6, Kravtsova 15:17.64; 7, Fukushi 15:19.67; 8, Simret Sultan ERI 15:25.29; 9, Michelle Sikes USA 15:54.06; 10, Nora Rocha MEX 16:34.74; 11, Lucia Chandamale MAW 16:35.75; 12, Francine Niyonizigiye BDI 17:25.22; Tirunesh Dibaba ETH & Yekaterina Volkova RUS DNS

Heat 2: 1, Defar 15:10.13; 2, Melkamu 15:10.32; 3, Cheronno 15:11.22; 4, Pavay 15:11.83; 5, Rhines 15:14.30; 6, Weissteiner 15:15.74; 7, Konovalova 15:16.49; 8, Augusto 15:21.23; 9, Kayo Sugihara JPN 15:31.44; 10, Zakia Mrisho Mohamed TAN 15:33.81; 11, Mary Cullen IRL 15:40.53; 12, Angeline Nyiransabimana RWA 15:53.23; 13, Gabriela Traña CRC 17:45.56; Mariem Alaoui Selsouli MAR DNF

5000 METRES

Multiple Medallists:

2	Zahra Ouaziz	MAR	95-3, 99-2
	Fernanda Ribeiro	POR	95-2, 97-3
	Gabriela Szabó	ROU	97-1, 99-1
	Ayelech Worku	ETH	99-3, 01-3
	Marta Domínguez	ESP	01-2, 03-2
	Tirunesh Dibaba	ETH	03-1, 05-1
	Meseret Defar	ETH	05-2, 07-1

5000 Metres, continued

Most Finals:

5	Szabó	95-4, 97-1, 99-1, 01-8, 03-11
4	Domínguez	99-9, 01-2, 03-2, 05-14

Most Appearances:

5	Szabó	95-4, 97-1, 99-1, 01-8, 03-11
4	Ouaziz	95-3, 97-15h1, 99-2, 03-13
	Amy Rudolph	USA 97-12h2, 99-18h1, 01-15h1, 05-9h2
	Domínguez	99-9, 01-2, 03-2, 05-14

National Placings:

	1	2	3	4	5	6	7	8	Points
ETH	3	1	3	1	-	1	-	-	57
KEN	-	1	2	1	1	1	3	1	38
RUS	1	-	-	1	-	2	2	-	23
ROU	2	-	-	1	-	-	-	1	22
ESP	-	2	-	-	-	1	-	-	17
MAR	-	1	1	-	-	-	-	-	13
POR	-	1	1	-	-	-	-	-	13
CHN	-	-	-	1	1	1	-	-	12
TUR	-	-	-	-	3	-	-	-	12
GBR	-	-	-	1	1	-	-	-	9
GER	-	-	-	1	1	-	-	-	9
IRL	1	-	-	-	-	-	-	-	8
ITA	-	1	-	-	-	-	-	-	7
USA	-	-	-	-	-	-	2	1	5
TAN	-	-	-	-	-	1	-	-	3
CAN	-	-	-	-	-	-	-	1	1
FRA	-	-	-	-	-	-	-	1	1
JPN	-	-	-	-	-	-	-	1	1
RSA	-	-	-	-	-	-	-	1	1
Totals	7	7	7	7	7	7	7	7	252

10,000 Metres

Sittard 1980

Invitation (Aug 15)

1,	Kath Binns	GBR	32:57.17
2,	Fionnuala Morrish	IRL	33:51.7
3,	Magda Ilands	BEL	34:25.3
4,	Marja Wokke	NED	35:28.9

This invitation event was won easily by Binns in a new national record, then the fifth-quickest of all-time.

Rome 1987

Final (Sep 4)

1,	Ingrid Kristiansen	NOR	31:05.85
2,	Yelena Zhupiyova	URS	31:09.40
3,	Kathrin Ullrich	GDR	31:11.34
4,	Olga Bondarenko	URS	31:18.38
5,	Liz Lynch	GBR	31:19.82
6,	Lynn Jennings	USA	31:45.43
7,	Albertina Machado	POR	31:46.61
8,	Wang Xiuting	CHN	31:48.88
9, Angela Tooby GBR 31:55.30; 10, Kerstin Pressler FRG 31:56.80; 11, Martine Oppliger SUI 32:07.49; 12, Marleen Renders BEL 32:12.51; 13, Lynn Nelson USA 32:22.88; 14, Christine McMiken NZL 32:25.67; 15, Francie Larrieu Smith USA 32:30.00; 16, Nancy Rooks-Tinari CAN 32:31.55; 17, Aurora Cunha POR 32:44.42; 18, Kumi Araki JPN 33:15.08; 19, Ana Isabel Alonso ESP 33:20.65; 20, Tuija Jousimaa FIN 33:25.46; 21, Lorraine Moller NZL 34:07.26; Liève Slegers BEL DNF			

World record holder Ingrid Kristiansen ran a clever tactical race in which she managed to discourage all her rivals despite being below her best form.

The Norwegian took off in the second lap and by 1000m had a lead of some 20 seconds. By halfway (15:21.51), Kristiansen had started to lap the field. The chasing pack, led by Liz Lynch (5000m: 15:36.5) seemed to be racing for the silver medal. By the bell, the Norwegian's lead was still 15 seconds, but this was cut dramatically as the race for the silver exploded. It was Zhupiyova, not her better-known teammate Bondarenko, who had the best finish. Her 61.5 last lap not only brought her clear of her opponents, but also took her tantalisingly close to the winner. She ran the last 400m more than 10 seconds faster than Kristiansen but had left her effort too late.

First round (First 8 & 6 fastest to final) (Aug 31)

Heat 1: 1, Ullrich 33:07.92; 2, Lynch 33:09.26; 3, Cunha 33:09.86; 4, Kristiansen 33:10.37; 5, Renders 33:10.95; 6, Jennings 33:16.18; 7, Tooby 33:20.14; 8, Oppliger 33:22.25; 9, Rooks-Tinari 33:24.20; 10, Araki 33:24.37; 11, Alonso 33:38.37; 12, McMikin 33:41.10; 13, Jousimaa 33:46.05; 14, Midde Hamrin SWE 34:10.36; 15, Danièle Kaber LUX 34:24.52; 16, Mónica Regonesi CHI 34:57.64; 17, Leah Malot KEN 36:23.66; Maria Curatolo ITA & Yelena Romanova URS DNF; Karolina Szabó HUN DNS

Heat 2: 1, Zhupiyova 33:32.05; 2, Bondarenko 33:34.79; 3, Pressler 33:35.49; 4, Moller 33:35.73; 5, Wang 33:36.07; 6, Larrieu Smith 33:37.36; 7, Machado 33:40.87; 8, Nelson 33:43.71; 9, Slegers 33:48.91; 10, Susan Crehan GBR 33:54.99; 11, Sue Lee CAN 34:14.92; 12, Susan Berenda CAN 34:15.48; 13, Conceição Ferreira POR 34:43.35; 14, Rose Lambe IRL 35:00.17; 15, Michelle Bush CAY 35:30.96; Päivi Tikkanen FIN, Beverley Lord GUY & Cristina Tomasini ITA DNF

Tokyo 1991**Final (Aug 30)**

1,	Liz McColgan	GBR	31:14.31
2,	Zhong Huandi	CHN	31:35.08
3,	Wang Xiuting	CHN	31:35.99
4,	Kathrin Ullrich	GER	31:38.96
5,	Lynn Jennings	USA	31:54.44
6,	Utta Pippig	GER	31:55.68
7,	Ingrid Kristiansen	NOR	32:10.75
8,	Derartu Tulu	ETH	32:16.55

9, Jill Hunter GBR 32:24.55; 10, Luchia Yisak ETH 32:27.61; 11, Conceição Ferreira POR 32:29.12; 12, Delilah Asiago KEN 32:33.71; 13, Tatyana Pozdnyakova URS 32:35.17; 14, Wang Yongmei CHN 32:40.22; 15, Rosanna Munerotto ITA 32:44.43; 16, Miki Igarashi JPN 32:44.62; 17, Iulia Negura ROU 32:53.57; 18, Carole Rouillard CAN 32:58.77; 19, Annette Sergent-Palluy FRA 33:01.92; 20, Izumi Maki JPN 33:27.84; 21, Jane Ngotho KEN 33:36.91; Anne Marie Letko USA, Yelena Romanova URS, Päivi Tikkanen FIN & Albertina Dias POR DNF

McColgan, who as Liz Lynch had placed fifth in Rome, overcame the extreme heat and humidity to win from the front by a huge margin.

The start of the final was delayed by several minutes following the commotion surrounding Mike Powell's long jump world record. Once the race started, McColgan's intentions were clear. With kilometre splits of 3:02.95, 6:09.42, 9:16.96 and 12:25.85, she gradually dropped most of the opposition, including the defending champion Kristiansen.

At halfway (15:34.15), the Scotswoman had only the world junior champion, Tulu, for company. The chasing pack were 20m behind. The Ethiopian tried to slow the pace down at the start of the eighth kilometre, but McColgan pushed on relentlessly and was 80m in front by 8000m. Tulu fell out of contention.

While McColgan crossed the line, the Chinese pair of Zhong and Wang were unexpectedly outsprinting Ullrich for the other medals.

"I was waiting for someone to pass me, but nobody did," said McColgan, who had given birth to a daughter just 10 months earlier. "Tulu tried, but she was actually trying to slow down the pace. I knew she was tired and I knew if I wanted the gold, I would have to go for it. And I went, saying 'I want, I want, I want ...'"

In spite of the conditions, a terrific standard was set in the heats with 14 women quicker than 32 minutes.

First round (First 10 & 5 fastest to final) (Aug 27)

Heat 1: 1, Negura 31:52.58; 2, Wang X 31:53.13; 3, Ullrich 31:54.05; 4, Hunter 31:55.55; 5, Sergent-Palluy 31:55.97; 6, Yisak 31:56.42; 7, Jennings 31:56.52; 8, Rouillard 31:56.74; 9, Maki 31:57.23; 10, Ferreira 31:59.13; 11, Pozdnyakova 32:00.24; 12, Wang Y 32:00.27; 13, Asiago 32:04.53; 14, Munerotto 32:05.75; 15, Suzana Ciric YUG 32:28.09; 16, Liève Slegers BEL 32:31.55; 17, Carmen de Oliveira BRA 32:36.44; 18, Claudia Dreher GER 32:44.94; 19, Olga Nazarkina URS 32:55.65; 20, Zita Ágoston HUN 33:07.19; 21, Martha Ernstdóttir ISL 33:10.93; 22, Maria-Luisa Servin MEX 33:13.70; 23, Jenny Lund AUS 33:15.18; 24, Valerie McGovern IRL 35:08.40

Heat 2: 1, Tulu 31:45.95; 2, Kristiansen 31:50.36; 3, McColgan 31:54.67; 4, Zhong 31:58.82; 5, Pippig 32:00.76; 6, Igarashi 32:01.04; 7, Dias 32:03.76; 8, Tikkanen 32:06.67; 9, Romanova 32:06.73; 10, Ngotho 32:09.38; 11, Letko 32:26.65; 12, Akemi Matsuno JPN 32:31.18; 13, Marciane Mukamurenzi RWA 32:33.27; 14, Lisa Harvey CAN 32:41.87; 15, Rosario Murcia FRA 32:49.75; 16, Olga Appell MEX 32:54.63; 17, Susan Hobson AUS 33:21.20; 18, Odile Ohier FRA 33:22.55; 19, Lesley Morton NZL 33:23.17; 20, Maricarmen Díaz MEX 33:46.24; 21, Anuta Catuna ROU 34:12.44; 22, Griselda González ARG 34:16.26; 23, Vilma Peña CRC 35:06.98; Fernanda Marques POR & Francie Larrieu Smith USA DNF

Stuttgart 1993**Final (Aug 21)**

1,	Wang Junxia	CHN	30:49.30
2,	Zhong Huandi	CHN	31:12.55
3,	Sally Barsosio	KEN	31:15.38
4,	Tegla Loroupe	KEN	31:29.91
5,	Lynn Jennings	USA	31:30.53
6,	Conceição Ferreira	POR	31:30.60
7,	Albertina Dias	POR	31:33.03
8,	Anne Marie Letko	USA	31:37.26

9, Uta Pippig GER 31:39.97; 10, Fernanda Ribeiro POR 31:40.51; 11, Carmen de Oliveira BRA 31:47.76; 12, Maria Guida ITA 32:15.34; 13, Kathrin Wessel GER 32:27.38; 14, Olga Appell MEX 32:32.51; 15, Naomi Yoshida JPN 32:35.44; 16, Iulia Negura ROU 32:40.61; 17, Izumi Maki JPN 32:53.41; 18, Rosario Murcia FRA 32:54.65; 19, Suzana Ciric IWP 33:26.72; 20, Isabel Juarez MEX 33:28.47; 21, Elaine Van Blunk USA 33:42.85; 22, Gitte Karshøj DEN 33:58.58; Catherina McKiernan IRL, Elana Meyer RSA & Päivi Tikkanen FIN DNF

The two Chinese finalists, Wang and Zhong, set off on pace for a championship record (1000m: 3:04.00, 2000m: 6:11.84, 3000m: 9:20.16). Barsosio, Meyer and Jennings were in close attendance, but the inexperienced Barsosio, just 15, was causing problems. She repeatedly blocked Meyer's attempts to overtake her and was given an official warning for her conduct. A distraught Meyer – the Olympic silver medallist – dropped out of the race soon after 3000m.

The Kenyan went on to take the lead (4000m: 12:28.72) and for a while was as much as 10m in front. By halfway (15:43.38), Zhong was in front again. Barsosio, along with her teammate Loroupe, stayed with the Chinese pair, but no-one could react when Wang made her move with six laps remaining. She produced a lap of 70.2 and managed to speed up further. Her final 3000m took just 8:42.42 and the final lap 61.07.

Zhong outkicked Barsosio to duplicate her 1991 silver medal. It was mistakenly announced that Barsosio had been disqualified after the race. In the confusion, she was not asked to perform a doping test, meaning that her time could not stand as a world junior record.

Wang's run was a prelude to a remarkable spate of record-breaking runs by China's women at the Chinese National Games in Beijing. Eighteen days after her gold medal, Wang lowered Ingrid Kristiansen's world record to an unbelievable 29:31.78.

First round (First 10 & 5 fastest to final) (Aug 19)

Heat 1: 1, Barsosio 32:27.99; 2, Jennings 32:28.30; 3, Wang 32:28.35; 4, Dias 32:28.39; 5, Ferreira 32:28.42; 6, Yoshida 32:28.66; 7, de Oliveira 32:29.48; 8, Pippig 32:31.90; 9, Negura 32:32.51; 10, Appell 32:34.43; 11, Murcia 32:56.24; 12, Van Blunk 33:06.44; 13, Julia Sakara ZIM 33:20.16; 14, Junko Kataoka JPN 33:21.31; 15, Viktoriya Nenasheva RUS 33:23.19; 16, Lisa Harvey CAN 33:24.66; 17, Vikki McPherson GBR 33:49.51; 18, Jayanthi Palaniappan MAS 33:56.72; 19, Barbara Moore NZL 34:38.27; 20, Aura Morales GUA 36:06.02; Martha Ernstdóttir ISL DNS

Heat 2: 1, Letko 32:26.22; 2, Zhong 32:26.40; 3, Guida 32:26.60; 4, Loroupe 32:26.67; 5, Maki 32:26.89; 6, Meyer 32:28.02; 7, Ribeiro 32:29.21; 8, Tikkanen 32:51.72; 9, Wessel 32:52.06; 10, Ciric 32:58.38; 11, McKiernan 33:00.38; 12, Karshøj 33:05.13; 13, Juarez 33:17.94; 14, Berhane Adere ETH 33:20.62; 15, Martha Tenorio ECU 33:50.68; 16, Lesley Morton NZL 33:54.39; 17, Marilu Salazar PER 34:58.62; 18, Gulsara Dadabayeva TJK 39:30.28; 19, Tevdenshigmed Enkh-Od MGL 40:32.86; Tamara Koba UKR DNS; Ma Ningning CHN DNS

Gothenburg 1995**Final (Aug 9)**

1,	Fernanda Ribeiro	POR	31:04.99
2,	Derartu Tulu	ETH	31:08.10
3,	Tegla Loroupe	KEN	31:17.66
4,	Maria Guida	ITA	31:27.82
5,	Elana Meyer	RSA	31:31.96
6,	Liz McColgan	GBR	31:40.14
7,	Alla Zhilyayeva	RUS	31:52.15
8,	Hiromi Suzuki	JPN	31:54.01

9, Annemari Sandell FIN 31:54.29; 10, Kathrin Wessel GER 31:55.04; 11, Liève Slegers BEL 32:10.59; 12, Lynn Jennings USA 32:12.82; 13, Conceição Ferreira POR 32:14.69; 14, Anne Marie Lauck USA 32:22.54; 15, Jill Hunter GBR 32:24.93; 16, Junko Kataoka JPN 32:45.43; 17, Marleen Renders BEL 32:47.46; 18, Gete Wami ETH 32:56.94; Albertina Dias POR & Yvonne Murray GBR DNF

Once she confirmed she would run the 10,000m, Ribeiro was many people's favourite as she had set a world 5000m record of 14:36.45 two weeks earlier. She was the leader of the 20-strong final on a slow first lap (83.02), before Britons Hunter and McColgan took up the pace. McColgan, the 1991 champion, passed 3000m in 9:45.94 (33:13 pace). Meyer then injected some pace with a 2:56.37 fourth kilometre. This spread the field and Ribeiro was the only one to follow closely. Ribeiro moved in front at 5000m (15:46.89). Meyer, Olympic Champion Tulu, Lorupe and Guida followed with McColgan an isolated sixth.

The Italian was dropped at 7Km. Meyer was the next to crack. At 9Km, Ribeiro led from Tulu and Lorupe. The Portuguese had been leading for 4000m and had run the previous 3000m in 9:16.21. She continued to lead into the final lap. Lorupe was dropped at the bell but Tulu stuck to the Portuguese and looked relaxed. She duly challenged for the lead on the final bend. Ribeiro, though, had saved enough and pulled clear to win.

First round (First 8 & 4 fastest to final) (Aug 6)

Heat 1: 1, Tulu 32:16.71; 2, Murray 32:16.76; 3, Wami 32:17.41; 4, Lorupe 32:17.92; 5, Meyer 32:17.97; 6, Kataoka 32:18.62; 7, Lauck 32:19.57; 8, Slegers 32:21.29; 9, Hunter 32:22.93; 10, Ferreira 32:34.62; 11, Wessel 32:46.51; 12, Dong Zhaoxia CHN 33:18.58; 13, Laurie Henes USA 33:22.92; 14, Marta Tenorio ECU 34:23.76; 15, Nora Rocha MEX 34:23.78; 16, Carol Galea MLT 35:30.84; Klara Kashapova RUS DNF

Heat 2: 1, Ribeiro 32:33.87; 2, McColgan 32:33.89; 3, Jennings 32:33.89; 4, Guida 32:34.28; 5, Dias 32:34.44; 6, Sandell 32:35.05; 7, Suzuki 32:39.92; 8, Renders 32:45.50; 9, Zhilyayeva 32:51.55; 10, Yasuko Kimura JPN 32:54.82; 11, Birhane Adere ETH 33:14.76; 12, Carmen Fuentes ESP 33:16.86; 13, Serap Aktas TUR 34:19.25; 14, Carole Montgomery CAN 34:23.16; 15, Martha Ernstsdtóttir ISL 34:29.55; Virginie Gloum CAF 40:07.49; Catherina McKiernan IRL DNS

Athens 1997

Final (Aug 5)

1,	Sally Barsosio	KEN	31:32.92
2,	Fernanda Ribeiro	POR	31:39.15
3,	Masako Chiba	JPN	31:41.93
4,	Berhane Adere	ETH	31:48.95
5,	Ren Xiujuan	CHN	31:50.63
6,	Tegla Lorupe	KEN	32:00.93
7,	Yang Siju	CHN	32:01.61
8,	Colleen de Reuck	RSA	32:03.81

9, Silvia Sommaggio ITA 32:16.92; 10, Chiemi Takahashi JPN 32:23.61; 11, Nora Rocha MEX 32:34.58; 12, Julia Vaquero ESP 32:36.91; 13, Annette Peters USA 32:43.38; 14, Chantal Dallenbach FRA 32:51.20; 15, Annemari Sandell FIN 33:00.11; 16, Hiromi Masuda JPN 33:03.14; 17, Elana Meyer RSA 33:05.82; Marleen Renders BEL DNF; Gete Wami ETH DNF; Zahia Dahmani FRA DNF

History was made when, for the first time, a Kenyan woman won a global track title. The distinction fell to Barsosio, who at the 1993 Championships, when reportedly only 15, had become the youngest ever medallist when finishing third in controversial circumstances. This time she dethroned Ribeiro in 31:32.92, which was recognised as a world junior record since her 1993 mark of 31:15.38 was never ratified as no doping test was carried out.

The first half of the race, run in 30°C heat, was slow, with Ribeiro the leader in 16:12.81, but Barsosio, who burst ahead three laps from the end with a 67.9 23rd lap, completed her second 5000m in 15:20.0 with an unstoppable final kilometre of 2:52.35. "Ribeiro has a strong kick and I didn't want to wait for it," she explained.

Several leading lights met with disaster. The 1992 Olympic Champion Tulu was eliminated in the heats, her Ethiopian colleague Wami (the 1996 world cross country champion) was carried off with a pulled muscle, and Meyer – the Olympic runner-up to Tulu – fell and finished last.

First Round (First 8 & 4 fastest to final) (Aug 2)

Heat 1: 1, Rocha 33:07.09; 2, Sandell 33:07.50; 3, Ren 33:08.12; 4, Sommaggio 33:08.19; 5, Lorupe 33:08.20; 6, Takahashi 33:08.26; 7, Dahmani 33:08.68; 8, Meyer 33:09.70; 9, Hrisoula Iakovou GRE 33:14.86; 10, Olivera Jevtic YUG 33:18.42; 11, Derartu Tulu ETH 33:25.99; 12, Gwyn Coogan USA 34:06.34; 13, Yvonne Danson SIN 37:19.51; 14, Esperanza Obono GEQ 45:13.69; Marina Bastos POR DNF; Nyla Carroll NZL DNF

Heat 2: 1, Adere 32:05.29; 2, Ribeiro 32:05.65; 3, Barsosio 32:05.68; 4, Wami

32:05.73; 5, Chiba 32:05.76; 6, Yang 32:06.12; 7, de Reuck 32:09.56; 8, Masuda 32:11.63; 9, Vaquero 32:12.25; 10, Peters 32:14.08; 11, Dallenbach 32:49.40; 12, Renders 33:02.37; 13, Helena Sampaio POR 33:14.85; 14, Adriana Fernández MEX 33:40.09; 15, Kylie Risk AUS 33:56.48; 16, Maysa Matrood IRQ 35:44.93

Seville 1999

Final (Aug 26)

1,	Gete Wami	ETH	30:24.56
2,	Paula Radcliffe	GBR	30:27.13
3,	Tegla Lorupe	KEN	30:32.03
4,	Harumi Hiroshima	JPN	31:26.84
5,	Chiemi Takahashi	JPN	31:27.62
6,	Merima Hashim	ETH	31:32.06
7,	Berhane Adere	ETH	31:32.51
8,	Teresa Recio	ESP	31:43.80

9, Marleen Renders BEL 31:51.21; 10, Olivera Jevtic YUG 31:57.67; 11, Deena Drossin USA 32:11.14; 12, Yuko Kawakami JPN 32:19.02; 13, Restituta Joseph TAN 32:20.26; 14, Maria Abel ESP 32:22.88; 15, Ana Dias POR 32:37.72; 16, Anne Marie Lauck USA 32:57.07; 17, Zheng Guixia CHN 32:59.83; 18, Blandine Bitzner-Ducet FRA 33:06.98; 19, Dong Zhaoxia CHN 33:12.94; 20, Lidiya Vasilevskaya RUS 33:13.21; 21, Maria Luisa Larraga ESP 33:15.98; 22, Zahia Dahmani FRA 33:46.23; 23, Priscilla Mamba SWZ 38:45.18

Did not finish: Fernanda Ribeiro POR; Laghzaoui Asmae MAR; Leah Malot KEN; Alice Timbilil KEN; Annemari Sandell FIN; Helena Sampaio POR; Libbie Hickman USA

That this was probably the greatest ever women's distance race was largely due to the courageous running of Radcliffe. Despite 30°C+ heat she led for most of the way at incredible speed for the conditions, smashed her Commonwealth record by over 13 seconds, and destroyed such brilliant runners as Ribeiro (who dropped out at 6 kilometres) and Lorupe, who was forced to concede early on the last lap. The only problem was that despite Radcliffe's Herculean efforts she could not shake off world 8 kilometres cross country champion Wami, who proceeded to outkick the Briton over the last 200m having not led for a single stride until then. Wami's African and Ethiopian record of 30:24.56 was then the fifth-fastest ever run, while Radcliffe's 30:27.13 ranked 6th and Lorupe's Kenyan record of 30:32.03 7th.

Wami, Ethiopia's first woman to win a world track title, covered the second 5000m in a remarkable 14:59.1. The kilometre splits were 3:11.45, 3:04.99, 3:03.65, 3:02.64, 3:02.51, 2:59.04, 3:03.06, 3:03.30, 2:59.76 and 2:54.16.

Edmonton 2001

Final (Aug 7)

1,	Derartu Tulu	ETH	31:48.81
2,	Berhane Adere	ETH	31:48.85
3,	Gete Wami	ETH	31:49.98
4,	Paula Radcliffe	GBR	31:50.06
5,	Mihaela Botezan	ROU	32:03.46
6,	Lyudmila Petrova	RUS	32:04.94
7,	Asmae Leghzaoui	MAR	32:06.35
8,	Yamna Belkacem	FRA	32:09.21

9, Haruko Okamoto JPN 32:14.56; 10, Lyudmila Biktashyova RUS 32:18.64; 11, Deena Drossin USA 32:18.65; 12, Olivera Jevtic YUG 32:19.44; 13, Mizuki Noguchi JPN 32:19.94; 14, Aster Bacha ETH 32:25.81; 15, Teresa Recio ESP 32:30.56; 16, Hrysostomia Iakovou GRE 32:41.46; 17, Natalya Berkut UKR 32:32.68; 18, Gunhild Halle Haugen NOR 32:33.72; 19, Mari Ozaki JPN 32:39.17; 20, Tina Connelly CAN 33:00.37; 21, Ana Dias POR 33:03.78; 22, Jennifer Rhines USA 33:11.22; 23, Inga Juodeskiené LTU 33:11.60; 24, Maria Paredes ECU 35:44.52

The pace was not quick and halfway was reached with Belkacem in front in 16:28.89. The pack did not begin to dwindle until the 20th lap, and all eyes were on 1999 silver medallist Radcliffe and three Ethiopians – defending champion Wami, Olympic Champion Tulu and the experienced Adere. Radcliffe ran from the front in Seville and Sydney (where she was fourth). In Edmonton she waited until four laps from home to make her bid for victory. She covered the 23rd lap in 68.77 but one lap later – at the bell – the Ethiopian trio all went past her.

Tulu proved to be the best of the Ethiopians, but only just. She and Adere sprinted side by side until the finish, where Tulu was just 0.04 ahead. Meanwhile Radcliffe was battling with Wami for the bronze but she fell 0.08 short of preventing an Ethiopian sweep. Cruelly for the British runner, the scoreboard initially and wrongly showed her and not Wami in third place.

Paris 2003

Straight Final (Aug 23)

1,	Berhane Adere	ETH	30:04.18
2,	Worknesh Kidane	ETH	30:07.15
3,	Sun Yingjie	CHN	30:07.20
4,	Lornah Kiplagat	NED	30:12.53
5,	Alla Zhilyayeva	RUS	30:23.07
6,	Galina Bogomolova	RUS	30:26.20
7,	Xing Huina	CHN	30:31.55WJR
8,	Benita Johnson	AUS	30:37.68

9, Ejagayou Dibaba ETH 31:01.07; 10, Jelena Prokopczka LAT 31:06.14; 11, Kayoko Fukushi JPN 31:10.57; 12, Deena Drossin USA 31:17.86; 13, Mihaela Botezan ROU 31:28.72; 14, Yoko Shibui JPN 31:42.01; 15, Megumi Tanaka JPN 31:47.00; 16, Lidiya Grigoryeva RUS 31:49.41; 17, Elva Dryer USA 31:59.81; 18, Helena Javornik SLO 32:01.57; 19, Selina Kosgei KEN 32:09.15; 20, Anikó Kálóvics HUN 32:15.96; 21, Sonja Stolic SCG 33:08.87; 22, Natalya Berkut UKR 33:12.84; 23, Yesenia Centeno ESP 33:32.50; Derartu Tulu ETH, Sabrina Mockenhaupt GER & Fernanda Ribeiro POR DNF

It was a pity that European record holder Paula Radcliffe withdrew from the championships feeling unprepared after illness and injury. Yet the woman athlete of 2002 was hardly missed from the greatest ever women's 10,000m race. Right from the start it was quick, the first kilometre reached in 2:59.62. By the second kilometre Sun was ahead. The Chinese was an interesting sight, running with arms dangling at her side except at the end of each lap when she pressed a button on her wristwatch. She produced a 69.6 circuit to 2400m and the field was strung out behind her. She continued to 3000m in 8:59.93 (2:56.52 kilometre), then 4000m in 12:00.16. Only four women stayed in touch: four Ethiopians and Kiplagat, a Kenyan who had recently become a Dutch citizen. Kiplagat took over from Sun as they went through halfway in 15:06.53.

Shortly after 5000m, the 2001 champion Tulu dropped out. She had apparently been suffering from food poisoning. That fifth kilometre had taken 3:06.37 (the slowest of the race). Kiplagat picked up the pace again but could not shake off Adere, Kidane or Sun. Then with 700m left the valiant Sun surged again, covering the penultimate lap in 68.55. She did not drop the other three, but one wondered if anyone would produce a finishing kick after such a harsh pace. The answer "yes" came on the backstraight of the last lap when Adere raced ahead. She won clearly with a new African record, having covered the last 200m in 29.9. Records tumbled in this race which saw the fastest ever times for places 2-16. In seventh place Xing Huina broke the world junior record.

Helsinki 2005

Straight Final (Aug 6)

1,	Tirunesh Dibaba	ETH	30:24.02
2,	Berhane Adere	ETH	30:25.41
3,	Ejagayou Dibaba	ETH	30:26.00
4,	Xing Huina	CHN	30:27.18
5,	Edith Masai	KEN	30:30.26
6,	Worknesh Kidane	ETH	30:32.47
7,	Sun Yingjie	CHN	30:33.53
8,	Galina Bogomolova	RUS	30:33.75

9, Paula Radcliffe GBR 30:42.75; 10, Irène Kwambai KEN 30:55.80; 11, Kayoko Fukushi JPN 31:03.75; 12, Jelena Prokopczka LAT 31:04.55; 13, Alla Zhilyayeva RUS 31:17.97; 14, Katie McGregor USA 31:21.20; 15, Kim Smith NZL 31:24.29; 16, Jen Rhines USA 31:26.66; 17, Sabrina Mockenhaupt GER 31:28.21; 18, Hitomi Miyai JPN 31:43.74; 19, Benita Johnson AUS 31:55.15; 20, Yelena Samokhvalova RUS 31:57.85; 21, Hiromi Ominami JPN 32:02.38; 22, Blake Russell USA 32:07.00; 23, Mihaela Botezan ROU 32:28.29; 24, Dulce María Rodríguez MEX 33:04.73; Kathy Butler GBR & Marie Davenport IRL DNF

Radcliffe chose to use the 10,000m as a warm-up for the marathon, and duly led from the gun, passing 5000m in 15:16.29. Masai and Kidane then took over the pacemaking for the next 2000m, before Xing took the helm. The 9000m mark was passed in 27:35.19, and Adere, winner in 2003 and in the top seven since the 1997 championships, led at the bell in 30:25.50. Adere had accelerated a few strides before the bell with only the Dibaba sisters able to go with her. Tirunesh Dibaba flowed past with 210m to go and won regally by 10m after a last lap of 58.4.

Osaka 2007

Straight Final (Aug 25)

1,	Tirunesh Dibaba	ETH	31:55.41
2,	Elvan Abeylegesse	TUR	31:59.40
3,	Kara Goucher	USA	32:02.05
4,	Joanne Pavey	GBR	32:03.81
5,	Kim Smith	NZL	32:06.89
6,	Deena Kastor	USA	32:24.58
7,	Ejagayehu Dibaba	ETH	32:30.44
8,	Philes Ongori	KEN	32:30.74

9, Emily Chebet KEN 32:31.21; 10, Kayoko Fukushi JPN 32:32.85; 11, Nathalie de Vos BEL 32:38.60; 12, Inga Abitova RUS 32:40.39; 13, Katie McGregor USA 32:44.76; 14, Megumi Kinukawa JPN 32:45.19; 15, Akane Wakita JPN 32:48.68; 16, Asmaa Leghzaoui MAR 32:51.30; 17, Benita Johnson AUS 32:55.94; 18, Aheza Kiroso ETH 33:06.60; 19, Evelyne Wambui KEN 33:17.12; Olga Kravtsova BLR & Mestawet Tufa ETH DNF; Nora Rocha MEX DNS

Dibaba was the hot favourite to repeat as the champion, but events conspired to put this prediction in jeopardy. The heat (30°C) ensured a slow pace, and halfway was reached in a tortuous 16:29.24. At 6000m, Tufa and Johnson fell while Dibaba very nearly did so, and Dibaba then dropped 40m behind the field, suffering from stomach cramps. After 4 laps she managed to rejoin the field, and reacted when Abeylegesse speeded things up. The Ethiopian-born Turk covered the eighth kilometre in 3:07.62, and accelerated further to 3:02.45 with the ninth. Behind the leading two, Pavey, Smith and Goucher were fighting for third place, with Goucher covering her last 200m in 32.0 to ensure the bronze ahead of Pavey. Up ahead it was Dibaba back to form in the last lap, taking over from Abeylegesse at the bell, and cruising away to win by 30m. This time her last circuit took 60.11, with most of the work done in the penultimate 200m, covered in 29.38.

10,000 METRES

Multiple Medallists:

3	Berhane Adere	ETH	01-2, 03-1, 05-2
2	Zhong Huandi	CHN	91-2, 93-2
	Sally Barsosio	KEN	93-3, 97-1
	Tegla Loroupe	KEN	95-3, 99-3
	Fernanda Ribeiro	POR	95-1, 97-2
	Derartu Tulu	ETH	95-2, 01-1
	Gete Wami	ETH	99-1, 01-3
	Tirunesh Dibaba	ETH	05-1, 07-1

Most Finals/Placings in Top Eight:

5	Adere		97-4, 99-7, 01-2, 03-1, 05-2
4	Lynn Jennings	USA	87-6, 91-5, 93-5, 95-12
	Kathrin Ullrich/Wessel	GDR/GER	87-3, 91-4, 93-13, 95-10
	Loroupe		93-4, 95-3, 97-6, 99-3
	Wami		95-18, 97-dnf, 99-1, 01-3

Most Appearances:

7	Adere		93-14h2, 95-11h2, 97-4, 99-7, 01-2, 03-1, 05-2
---	-------	--	--

National Placings:

	1	2	3	4	5	6	7	8	Points
ETH	5	4	2	1	-	2	2	1	96
CHN	1	2	2	1	1	-	3	1	50
KEN	1	-	3	1	1	1	-	1	39
GBR	1	1	-	2	1	1	-	-	32
POR	1	1	-	-	-	1	2	-	22
USA	-	-	1	-	2	2	-	1	21
JPN	-	-	1	1	1	-	-	1	16
GER	-	-	1	1	-	1	-	-	14
RUS	-	-	-	-	1	2	1	1	13

10,000 Metres, continued									
	1	2	3	4	5	6	7	8	Points
URS	-	1	-	1	-	-	-	-	12
NOR	1	-	-	-	-	-	1	-	10
TUR	-	1	-	-	-	-	-	-	7
ITA	-	-	-	1	-	-	-	-	5
NED	-	-	-	1	-	-	-	-	5
RSA	-	-	-	-	1	-	-	1	5
NZL	-	-	-	-	1	-	-	-	4
ROU	-	-	-	-	1	-	-	-	4
MAR	-	-	-	-	-	-	1	-	2
AUS	-	-	-	-	-	-	-	1	1
ESP	-	-	-	-	-	-	-	1	1
FRA	-	-	-	-	-	-	-	1	1
Totals	10	10	10	10	10	10	10	10	360

Marathon Helsinki 1983

(Aug 7)

1, Grete Waitz	NOR	2:28:09
2, Marianne Dickerson	USA	2:31:09
3, Raisa Smekhnova	URS	2:31:13
4, Rosa Mota	POR	2:31:50
5, Jacqueline Gareau	CAN	2:32:35
6, Laura Fogli	ITA	2:33:31
7, Regina Joyce	IRL	2:33:52
8, Tuija Toivonen	FIN	2:34:14

9, Joyce Smith GBR 2:34:27; 10, Lutsiya Belyayeva URS 2:34:44; 11, Rita Marchisio ITA 2:35:08; 12, Debbie Eide USA 2:36:17; 13, Carey May IRL 2:36:28; 14, Glenys Quick NZL 2:37:14; 15, Monika Lövenich FRG 2:39:19; 16, Marja Vartiainen FIN 2:39:22; 17, Carla Beurskens NED 2:39:25; 18, Karolina Szabó HUN 2:40:23; 19, Christa Vahlensieck FRG 2:40:43; 20, Magda Ilands BEL 2:40:52; 21, Cindy Hamilton CAN 2:41:27; 22, Kathryn Binns GBR 2:42:12; 23, Zoya Ivanova URS 2:43:27; 24, Ngaire Drake NZL 2:43:51; 25, Jill Colwell AUS 2:45:07; 26, Jackie Turney AUS 2:45:43; 27, Sinikka Kiippa FIN 2:46:10; 28, Dorothy Goertzen CAN 2:46:38; 29, Kersti Jacobsen DEN 2:46:48; 30, Ilona Zsilak HUN 2:46:48; 31, Mieko Tajima JPN 2:47:10; 32, Tuulikki Räisänen SWE 2:47:29; 33, Jarmila Urbanová TCH 2:48:28; 34, Mary O'Connor NZL 2:48:44; 35, Yuko Gordon HKG 2:48:51; 36, Zehava Shmueli ISR 2:49:07; 37, Mette Holm-Hansen DEN 2:49:32; 38, Lone Dybdahl DEN 2:49:43; 39, Megan Sloane AUS 2:51:11; 40, Elizabeth Oberli-Schuh VEN 2:51:30; 41, Evy Palm SWE 2:51:49; 42, Heidi Jacobsen NOR 2:52:51; 43, Midde Hamrin SWE 2:52:53; 44, Deirdre Nagle IRL 2:53:07; 45, Iciar Martínez ESP 2:53:24; 46, Rita Borralho POR 2:53:41; 47, Oddrun Hovsengen NOR 2:54:04; 48, Maria-Luisa Ronquillo MEX 2:56:33; 49, Rumiko Kaneko JPN 2:58:53;

50, Son Yong-Hi PRK 2:59:10; 51, Kim Myong-Suk PRK 3:12:41

Did not finish: Julie Brown USA, Kao Yueh-Mei TPE, Wu Jinmei CHN, Jayamani Kandasamy SIN, Chantal Langlace FRA, Charlotte Teske FRG, Yupin McConnell THA & Alba Milana ITA

Did not start: Marie Deurbroek BEL, Glynis Penny GBR, Ng Lai-Chu HKG & Amy Cesaretti SMR

There were few more popular winners in Helsinki than the first of the week's gold medallists, Grete Waitz. The four times New York marathon winner showed her experience by ignoring the break of Regina Joyce at 17Km. In very hot conditions, the Irishwoman built up a lead of 30 seconds from Brown, Smekhnova and Waitz at 20Km.

The chasers, led by Waitz, closed thereafter and the Norwegian took over at around 33Km. A sub-17:00 5Km section gave Waitz a 25-second lead from Smekhnova at 35Km. At this point, Brown was third before being forced to drop out with a sore achilles. Meanwhile, Waitz speeded up. She clocked 16:22 for the 5Km section up to 40Km and entered the stadium three minutes clear. On finishing, she was immediately necklaced with a massive laurel wreath which she later placed carefully on the side of the track before starting a victory lap.

Smekhnova came into the stadium in second place, but was passed by Dickerson. European Champion Mota took fourth while fifth place went to Gareau, who ran an extra 120m round the track before realising she had already finished the race.

"It was the first time I've run a tactical race," said the winner, "and I liked it."

Rome 1987

(Aug 29)

1, Rosa Mota	POR	2:25:17
2, Zoya Ivanova	URS	2:32:38

3, Jocelyne Villeton	FRA	2:32:53
4, Bente Moe	NOR	2:33:21
5, Yelena Tsukhlo	URS	2:33:55
6, Yekaterina Khramenkova	URS	2:34:23
7, Nancy Ditz	USA	2:34:54
8, Sinikka Keskitalo	FIN	2:35:16

9, Karolina Szabó HUN 2:36:18; 10, Miyuki Yamashita JPN 2:36:55; 11, Angie Pain GBR 2:38:12; 12, Antonella Bizioli ITA 2:38:52; 13, Mercedes Calleja ESP 2:38:58; 14, Uta Pippig GDR 2:39:30; 15, Agnès Pardaens BEL 2:39:52; 16, Odette Lapierre CAN 2:40:20; 17, Paula Fudge GBR 2:42:42; 18, Genovéva Eichmann SUI 2:43:07; 19, María Luisa Irizar ESP 2:43:54; 20, Emma Scaunich ITA 2:44:32; 21, Evy Palm SWE 2:44:41; 22, Véronique Marot GBR 2:45:02; 23, Gabriela Wolf FRG 2:45:13; 24, Christine Kennedy IRL 2:45:47; 25, Hazel Stewart NZL 2:48:41; 26, Eriko Asai JPN 2:48:44; 27, Marcianna Mukamurenzi RWA 2:49:38; 28, Rita Borralho POR 2:52:26; 29, Dorothy Goertzen CAN 2:53:11; 30, Lia Melis ARU 2:59:51; 31, Gina Coello HON 3:01:53; 32, María del Pilar Menendes GUA 3:16:20; 33, Julie Ogbourn GUM 3:30:56

Did not finish: Cathy Twomey USA, Lisa Martin AUS, Renata Kokowska POL, Susan Stone CAN, Angelica de Almeida BRA, Kim Rosenquist USA, Maria Lelut FRA, Monika Schäfer FRG & Rita Marchisio ITA

The two-time European Champion Rota Mota ran perhaps her greatest ever race. In hot conditions (23°C, 73% humidity) and on a difficult course, the 29 year-old Portuguese clocked the second-fastest ever time for a women-only race.

Mota led as the runners left the stadium and continued to pull away. At 15k she was more than one minute up on the pack. She passed halfway in 71:54. Ivanova led the chasing pack at this point and held on for the silver medal, more than seven minutes behind Mota.

Tokyo 1991

(Aug 25)

1, Wanda Panfil	POL	2:29:53
2, Sachiko Yamashita	JPN	2:29:57
3, Katrin Dörre	GER	2:30:10
4, Yuko Arimori	JPN	2:31:08
5, Maria Rebelo	FRA	2:32:05
6, Kamila Gradus	POL	2:32:09
7, Manuela Machado	POR	2:32:33
8, Ramilya Burangulova	URS	2:33:00

9, Iris Biba GER 2:33:48; 10, Sally Ellis GBR 2:35:09; 11, Sally Eastall GBR 2:36:16; 12, Kumi Araki JPN 2:38:27; 13, Joy Smith USA 2:39:16; 14, Maria Trujillo USA 2:39:28; 15, Fabiola Oppliger COL 2:41:51; 16, Sissel Grottenberg NOR 2:43:11; 17, Franziska Moser SUI 2:44:07; 18, Pascaline Wangui KEN 2:45:22; 19, Ena Guevara PER 2:48:53; 20, Françoise Bonnet FRA 2:48:57; 21, Lia Melis ARU 2:58:18; 22, Mandy Lo HKG 2:59:39; 23, Gina Coello HON 2:59:54; 24, Graciela Caizabanda ECU 3:00:03

Did not finish: Dorte S. Rasmussen DEN, Ludmila Melicherová TCH, Véronique Marot GBR, Laura Fogli ITA, Anna Villani ITA, Tatyana Zuyeva URS, Isabel Canto GUA, Marcia Narloch BRA, Aurora Cunha POR, Sandra Natal DOM, Rosa Mota POR, Chen Qingmei CHN, Valentina Yegorova URS, Joke Kleyweg NED & Gordon Bloch USA

Rosa Mota's great winning sequence in championship marathons came to an end when she fell back from the leaders at 24Km and dropped out at 26Km with abdominal pains. The Portuguese had been one of 10 women clear by halfway, led by Gradus (74:49). At 25Km the leading group had shrunk to six with Dörre leading from another Pole, Panfil. After another 10Km, these two had dropped all but Yamashita. The Japanese tried to break away at 40Km, but she could not shake off Panfil, who took a winning lead in the final 1200m.

Yamashita held on for second to win her country's first ever World Championship medal.

Stuttgart 1993

(Aug 15)

1, Junko Asari	JPN	2:30:03
2, Manuela Machado	POR	2:30:54
3, Tomoe Abe	JPN	2:31:01
4, Ramilya Burangulova	RUS	2:33:03
5, Madina Biktagirowa	BLR	2:34:36
6, Katrin Dörre	GER	2:35:20
7, Frith van der Merwe	RSA	2:35:56
8, Kim Jones	USA	2:36:33

9, Kamila Gradus POL 2:36:48; 10, Farida Sultanova RUS 2:37:59; 11, Akemi Matsuno JPN 2:38:04; 12, Maria Rebelo FRA 2:38:33; 13, Anna Rybicka POL 2:39:44; 14, Marion Sutton GBR 2:39:45; 15, Judit Nagy HUN 2:41:06; 16, Karen Macleod GBR 2:41:46; 17, Ana Isabel Alonso ESP 2:42:53; 18, Ritva Lemettinen FIN 2:45:05; 19, Jane Welzel USA 2:46:08; 20, Elena Javornik SLO 2:51:06; 21, Emperatriz Wilson CUB 2:54:11; 22, Su Tzu-Ning TPE 2:58:37; 23, Winnie Ng Lai Chu HKG 2:58:41

Did not finish: Danuta Bartoszek CAN, Gabrielle O'Rourke NZL, Anne Van Schuppen NED, Claudia Metzner GER, Birgit Jerschabek GER, Bettina Sabatini ITA, Rosanna Munerotto ITA, Rkia Maraoui MAR & Ma Liyan CHN

Did not start: Sally Eastall GBR

One day before China made such an impression on the Stuttgart World Championships, Japan had already shown the strength of Asian women distance runners by taking marathon gold and bronze.

After the USA's Kim Jones had led at halfway in 74:39, Machado made her bid, opening up a gap of 30m on Asari and Abe. The Portuguese continued to lead until 36Km, when Asari moved ahead. The Japanese drew clear to win comfortably. She entered the stadium with her sunglasses clipped to her running shorts.

The gallant Machado took the silver ahead of Abe. The two Japanese waited for their teammate Matsuno (11th) to finish before starting their victory lap.

Gothenburg 1995

(Aug 5) (Race was 400m short of marathon distance)

1, Manuela Machado	POR	2:25:39
2, Anuta Catuna	ROU	2:26:25
3, Ornella Ferrara	ITA	2:30:11
4, Malgorzata Sobanska	POL	2:31:10
5, Ritva Lemettinen	FIN	2:31:19
6, Monica Pont	ESP	2:31:53
7, Linda Somers	USA	2:32:12
8, Sonja Krolik	GER	2:32:17

9, Sachiyo Seiyama JPN 2:33:07; 10, Lidia Simon ROU 2:33:18; 11, Miki Igarashi JPN 2:34:34; 12, Yukari Komatsu JPN 2:35:33; 13, Kirsi Rauta FIN 2:35:39; 14, Jane Salumäe EST 2:35:53; 15, Kerry McCann AUS 2:36:29; 16, Kimberly Jones USA 2:37:06; 17, Ingmarie Nilsson SWE 2:37:17; 18, Susan Mahony AUS 2:37:38; 19, Fatuma Roba ETH 2:39:27; 20, Nelly Glauser SUI 2:40:42; 21, Maria Luisa Muñoz ESP 2:41:37; 22, Trudi Thomson GBR 2:41:42; 23, Judit Nagy HUN 2:42:03; 24, Larisa Zyusko RUS 2:42:12; 25, Cathy Shum IRL 2:43:20; 26, Nurten Tasdemir TUR 2:44:36; 27, Aura Buia ROU 2:45:13; 28, Alison Rose GBR 2:45:52; 29, Nyla Carroll NZL 2:50:25; 30, Winnie Ng Lai Chu HKG 3:01:08; 31, Isabel Tum GUA 3:02:02; 32, Gilda Méndez PAN 3:05:00

Did not finish: Dorthe Rasmussen DEN, Birgit Jerschabek GER, Nadia Prasad FRA, Carole Rouillard CAN, Guadalupe Loma MEX, Angelina Kanana KEN, Anita Haakenstad NOR, Rocio Rios ESP, Nadezhda Ilyina RUS, Marina Belyayeva RUS & Elaine Van Blunk USA

Did not start: Janet Mayal BRA

The first of the Gothenburg titles was won in impressive style by the European Champion Machado, who ran brilliantly when the temperature was 24°C in the shade. Machado and World Cup winner Catuna were among the leading group of eight at around 15Km. The pair started to draw clear at 18Km and by 25Km had opened up a 90-second lead. At 30Km, Machado broke clear decisively.

The winning time of 2:25:39 was impressive in the conditions. However, late in the evening it was revealed that the race was short by 400m.

"The runners were supposed to run four laps before leaving the stadium but instead ran three," explained Competition Director Carl-Gustav Tollemar. "This means they only ran 41,795m in total. I deeply regret this unfortunate mistake which will not affect the final placings." This error was not noticed until after the end of the race.

The woman to suffer most from the mistake was Sobanska, who eased off after thinking she had started too quickly. She finished strongly in fourth place and felt she might otherwise have had a chance to catch Ferrara.

"I never doubted myself," said Machado, who ran the second half of the race in 72:57. "I knew all along that I would win. When I woke up I felt perfect and my confidence only got better." With an extra 400m her time would have been in the region of 2:27:00 compared with her personal best of 2:27:42.

Athens 1997

(Aug 9)

1, Hiromi Suzuki	JPN	2:29:48
2, Manuela Machado	POR	2:31:12
3, Lidia Simon	ROU	2:31:55
4, Takako Tobise	JPN	2:32:18
5, Ornella Ferrara	ITA	2:33:10
6, Iris Biba	GER	2:34:06
7, Sonja Oberem	GER	2:35:28
8, Franziska Rochat-Moser	SUI	2:36:16

9, Yelena Razdrogina RUS 2:36:37; 10, Nobuko Fujimura JPN 2:36:51; 11, Anuta Catuna ROU 2:38:38; 12, Maria Polizou GRE 2:39:10; 13, Franca Fiacconi ITA 2:39:53; 14, Christine Mallo FRA 2:40:55; 15, Efenesh Alemu ETH 2:41:00; 16, Grete Kirkeberg NOR 2:41:05; 17, Maryse Le Gallo FRA 2:41:08; 18, Aurica Buia ROU 2:41:45; 19, Mariko Hara JPN 2:42:00; 20, Heather Turland AUS 2:42:12; 21, Rocio Rios ESP 2:42:18; 22, Judit Földingné-Nagy HUN 2:42:21; 23, Angharad Mair GBR 2:42:31; 24, Laura Fogli ITA 2:43:28; 25, Cheryl Collins USA 2:43:42; 26, Olga Yudenkova BLR 2:43:47; 27, Anna Villani ITA 2:43:58; 28, Sally Goldsmith GBR 2:44:20; 29, Tomoe Abe JPN 2:45:19; 30, Nuta Olaru ROU 2:47:12; 31, Yelena Vinnitskaya BLR 2:47:57; 32, Manuela Veith GER 2:48:45; 33, Aslefach Assefa ETH 2:48:54; 34, Evelyne Mura FRA 2:48:57; 35, Danielle Sanderson GBR 2:49:03; 36, Julia Kirtland USA 2:49:43; 37, Anfisa Kosachova RUS 2:50:29; 38, Grace de Oliveira RSA 2:50:36; 39, Gaëlle Houitte FRA 2:50:38; 40, Jeanne Peterson USA 2:51:59; 41, Irina Timofeyeva RUS 2:53:01; 42, Panayioti Nikolakopoulou GRE 2:54:03; 43, Lo Ma-Yi HKG 2:54:59; 44, Alemitu Bekele ETH 2:55:06; 45, Yeoryia Ambatzidou GRE 2:56:58; 46, Marisol Vargas MEX 2:58:22; 47, Carolyn Hunter-Rowe GBR 3:01:01; 48, May Allison CAN 3:01:26; 49, Danuta Bartoszek CAN 3:01:30; 50, Rita Toto RSA 3:04:05; 51, Rosa Salinas MEX 3:12:55; 52, Gina Coello HON 3:17:33; 53, Alexandra DeSnoo ARU 3:22:08; 54, Guylsara Dadabayeva TJK 3:30:45

Did not finish: Nicole Carroll AUS, Galina Baruk BLR, Yelena Mazovka BLR, Flor Venegas CHI, Jane Salumäe EST, Gadisay Edato ETH, Fatuma Roba ETH, Josette Colomb-Janin FRA, Birgit Jerschabek GER, Paraskevi Kastriiti GRE, Hrisoula Souma GRE, Sonia Maccioni ITA, Angelina Pitso LES, Lucía Rendón MEX, Maria Elena Reyna MEX, Anita Håkenstad NOR, Rosa Oliveira POR, Alina Tecuta ROU, Alina Ivanova RUS, Mary Alico USA & Patty Valadka USA

The race was expected to be a duel between defending champion Machado and Olympic gold medallist Roba but the Ethiopian, leader at halfway in 1:15:42, was reduced by injury to a walk shortly afterwards and failed to finish. The Portuguese had to settle for a distant second place, the outstanding winner being Japanese 10,000m record holder Suzuki, who was contesting only her third marathon after having placed second both in Osaka in 1996 (2:26:27) and in Nagoya earlier in 1997 (2:29:36). She broke away in the 28th kilometre and despite the hot weather and a tough course she covered the first half in 1:15:46 and the second in 1:14:02 to win by some 400m and lead Japan to World Cup team victory. Although violently sick during the race, Simon moved into third place at 39Km.

IAAF World Marathon Cup (5 to run, 3 to score)

1, Japan	7:38:57
2, Romania	7:52:18
3, Italy	7:56:31
4, Germany	7:58:19
5, France	8:11:00
6, Great Britain & NI	8:15:54
7, Russia	8:20:07
8, Ethiopia	8:25:00

9, United States 8:25:54; 10, Greece 8:30:11

Seville 1999

(Aug 29)

1, Jong Song-ok	PRK	2:26:59
2, Ari Ichihashi	JPN	2:27:02
3, Lidia Simon	ROU	2:27:41
4, Fatuma Roba	ETH	2:28:04
5, Efenesh Alemu	ETH	2:28:52
6, Sonja Oberem	GER	2:28:55
7, Manuela Machado	POR	2:29:11
8, Kayoko Obata	JPN	2:29:11

9, Claudia Dreher GER 2:29:22; 10, Kim Chang-Ok PRK 2:29:26; 11, Esther Wanjiru KEN 2:29:36; 12, Sun Yingjie CHN 2:30:12; 13, Florina Pana ROU

2:30:28; 14, Firiya Zhdanova RUS 2:30:45; 15, Ana Isabel Alonso ESP 2:31:38; 16, Junko Asari JPN 2:31:39; 17, Mayumi Ichikawa JPN 2:32:01; 18, Marie Söderström-Lundberg SWE 2:35:25; 19, Constantina Dita ROU 2:36:28; 20, Silvana Trampuz AUS 2:36:49; 21, Mónica Pont ESP 2:36:57; 22, Manuela Veith GER 2:37:24; 23, Kerryn McCann AUS 2:38:31; 24, Anke Laws GER 2:38:57; 25, Alina Gherasim ROU 2:39:29; 26, Gadiße Edeto ETH 2:40:03; 27, Elizabeth Mongudhi NAM 2:40:07; 28, Angelines Rodriguez ESP 2:40:10; 29, Zinaida Semyonova RUS 2:41:33; 30, Jane Salumäe EST 2:41:50; 31, Fátima Silva POR 2:42:55; 32, Marie Boyd USA 2:44:16; 33, Maria Luisa Muñoz ESP 2:45:00; 34, Lete Yesus Berehe ETH 2:45:28; 35, Maria Trujillo USA 2:46:36; 36, Mary Lynn Currier USA 2:48:05; 37, Mimi Corcoran USA 2:49:21; 38, Cindy Keeler USA 2:53:04; 39, Sarah Mahlangu RSA 2:54:12; 40, Anna Markelova TKM 2:58:04; 41, Gina Coello HON 2:58:11; 42, Guylsara Dadabayeva TJK 3:23:01

Did not finish: Nicole Carroll AUS, Heather Turland AUS, Abeba Tola ETH, Christine Mallo FRA, María Polizou GRE, Anuta Catuna ROU, Elizabeth McCaul RSA, Yelena Gundelakh RUS & Irina Timofeyeva RUS

Did not start: Naoko Takahashi

She never ran another marathon but by becoming the first North Korean to capture any world title Jong Song-ok created history in Seville. With a best time of 2:29:54 from 1996 she was not even the PRK's no. 1 in Seville, for Kim Chang-ok had run 2:27:02. Despite the temperature rising from 24°C at the 9.05 am start to 32° by the finish, she clocked the startling national record time of 2:26:59 and won the closest World Championships marathon yet. With Naoko Takahashi out with a hip injury (on the morning of the race), Japanese hopes were pinned mainly on 1993 champion Asari but it was 21 year-old Ichihashi, whose previous best was 2:28:29, who fought it out for the gold, losing by just 3 seconds.

A pack of 15 reached halfway in 1:14:30 but after 2 hours of running only Ichihashi, Simon and Jong were able to stay with the Olympic Champion, Roba. Soon afterwards Roba burst away and it looked all over but with 4 kilometres to go she was caught by the two Asians, who battled to the finish, and was later overtaken also by Simon. The second half was completed by the winner in 1:12:29, amazing running in the conditions. Japan comfortably won the World Cup team contest held in conjunction.

IAAF World Marathon Cup (5 to run, 3 to score)

1, Japan	7:27:52
2, Romania	7:34:37
3, Germany	7:35:41
4, Ethiopia	7:36:59
5, Spain	7:48:45
6, United States	8:18:57

Edmonton 2001

(Aug 12)

1, Lidia Simon	ROU	2:26:01
2, Reiko Tosa	JPN	2:26:06
3, Svetlana Zakharova	RUS	2:26:18
4, Yoko Shibui	JPN	2:26:33
5, Sonja Oberem	GER	2:28:17
6, Florence Barsosio	KEN	2:28:36
7, Shitaye Gemechu	ETH	2:28:40
8, Lyubov Morgunova	RUS	2:28:54
9, Kazumi Matsuo	JPN	2:29:57; 10, Constantina Dita ROU 2:30:38; 11, Irina Timofeyeva RUS 2:30:48; 12, Firiya Sultanova-Zhdanova RUS 2:30:58; 13, Fatuma Roba ETH 2:31:10; 14, Ornella Ferrara ITA 2:32:45; 15, Nuta Olaru ROU 2:33:05; 16, Yun Sun-Sook KOR 2:33:09; 17, Bruna Genovese ITA 2:33:13; 18, Marleen Renders BEL 2:33:25; 19, Meseret Kotu ETH 2:33:43; 20, Rosaria Console ITA 2:34:11; 21, Tiziana Alagia ITA 2:34:45; 22, Rie Matsuoka JPN 2:34:45; 23, Melanie Kraus GER 2:34:51; 24, Marie Söderström-Lundberg SWE 2:35:00; 25, Maria Abel ESP 2:35:09; 26, Sara Ferrari ITA 2:36:07; 27, Maria Luisa Lárraga ESP 2:36:20; 28, Marta Fernández ESP 2:37:09; 29, Griselda González ESP 2:37:52; 30, Alina Gherasim ROU 2:38:19; 31, Tadelech Birra ETH 2:39:10; 32, Jill Gaitenby USA 2:39:20; 33, Tina Connelly CAN 2:40:16; 34, Sandy Jacobson CAN 2:40:24; 35, Eva Sanz ESP 2:41:16; 36, Elizabeth Mongudhi NAM 2:42:23; 37, Takami Ominami JPN 2:42:25; 38, Isabelle Ledroit CAN 2:43:30; 39, Teresa Duffy IRL 2:43:33; 40, Susan Michelsson AUS 2:46:14; 41, Michelle Simonaitis USA 2:46:20; 42, Rosa Gutierrez USA 2:49:08; 43, Danuta Bartoszek CAN 2:50:06; 44, Tania Jones CAN 2:50:46; 45, Rachel Cook USA 2:53:21; 46, Guylsara Dadabayeva TJK 2:54:12; 47, Alexa Babakhanian ARM 2:56:57; 48, Magda Milady Castillo HON 2:57:17; 49, Margarita Conde GUA 3:03:03; 50, Angelina Cornelio GUA 3:12:21; 51, Herlinda Xol GUA 3:14:29; 52, Lindiwe Maziya SWZ 3:23:19

Did not finish: Elnesh Alemu ETH, Zahia Dahmani FRA, Katrin Wessel GER, Cristina Pomacu ROU, Jennifer Tonkin USA & Irina Matrosova UZB

One of the most bemedalled women in World Championship marathoning and half-marathoning, Lidia Simon, finally won a gold medal on the last morning of action in Edmonton. It was another Romanian, Dita, who dominated the first half of the race which she covered in 72:17 to lead by almost two minutes. She was caught by a qualitative chasing pack after 32Km and soon Tosa was forcing the pace with only Simon, Shibui and Zakharova able to follow.

By 40Km, the race was down to Tosa and Simon. It looked as if the two might enter the stadium together before Simon surged ahead on the final approach. She ran her halves of the race in 74:08 and 71:53. Zakharova outran Shibui for the bronze. In fifth place, Sonja Oberem maintained her gradual progression at these championships. She had been eighth in 1995, seventh in 1997 and sixth in 1999!

IAAF World Marathon Cup (5 to run, 3 to score)

1, Japan	7:22:36
2, Russia	7:26:00
3, Romania	7:29:44
4, Ethiopia	7:33:33
5, Italy	7:40:09
6, Spain	7:48:38
7, Canada	8:04:10
8, United States	8:14:48
9, Guatemala	9:29:53

Paris 2003

(Aug 31)

1, Catherine Ndereba	KEN	2:23:55
2, Mizuki Noguchi	JPN	2:24:14
3, Masako Chiba	JPN	2:25:09
4, Naoko Sakamoto	JPN	2:25:25
5, Bong-sil Ham	PRK	2:25:31
6, Elnesh Alemu	ETH	2:26:29
7, Joyce Chepchumba	KEN	2:26:33
8, Olivera Jevtic	SCG	2:26:49
9, Svetlana Zakharova RUS 2:26:53; 10, Shitaye Gemechu ETH 2:27:26; 11, Nuta Olaru ROU 2:28:24; 12, Zhang Shujing CHN 2:29:24; 13, Beatriz Ros ESP 2:29:25; 14, Li Helan CHN 2:29:46; 15, Maria Abel ESP 2:30:15; 16, Lena Gavelin SWE 2:30:39; 17, Stine Larsen NOR 2:30:44; 18, Luminita Talpos ROU 2:30:49; 19, Asha Gigi ETH 2:31:01; 20, Ulrike Maisch GER 2:31:21; 21, Rakiya Maraoui FRA 2:31:23; 22, Viktoriya Klimina RUS 2:31:45; 23, Annemette Jensen DEN 2:31:55; 24, Ri Kum-Sil PRK 2:32:08; 25, Larisa Zyusko RUS 2:32:26; 26, Marie Söderström-Lundberg SWE 2:32:27; 27, Takami Ominami JPN 2:32:31; 28, Sandy Jacobson CAN 2:33:51; 29, Kim Jong-Sun PRK 2:34:12; 30, Meseret Kotu ETH 2:34:19; 31, Teresa Pulido ESP 2:34:37; 32, Simona Staicu HUN 2:34:51; 33, Jill Gaitenby USA 2:34:54; 34, Fatima Yvelain FRA 2:36:20; 35, Kenza Wahbi MAR 2:36:29; 36, Jin Li CHN 2:37:10; 37, Linda Somers Smith USA 2:37:14; 38, Svetlana Demidenko RUS 2:37:19; 39, Jo Lodge GBR 2:37:56; 40, Irina Timofeyeva RUS 2:38:06; 41, Lucilla Andreucci ITA 2:38:22; 42, Gloria Marconi ITA 2:38:26; 43, Giovanna Volpato ITA 2:38:38; 44, Nadia Ejjafini BRN 2:38:39; 45, Aurica Buia ROU 2:39:04; 46, Worknesh Tola ETH 2:39:25; 47, Jane Salumäe EST 2:39:36; 48, Zahia Dahmani FRA 2:40:34; 49, Banuelia Mrashani TAN 2:40:45; 50, Fátima Silva POR 2:40:59; 51, Mihaela Botezan ROU 2:41:13; 52, Hanan Fahroun MAR 2:42:56; 53, Choi Kyung-hee KOR 2:43:38; 54, Hafida Gadi FRA 2:45:53; 55, Tamara Lave USA 2:46:22; 56, Yong Ok Jong PRK 2:50:21; 57, Epiphany Nyirabarame RWA 2:54:16; 58, Simona Viola ITA 2:54:27; 59, Kelly Keane USA 2:55:26; 60, Sophie Gardon PYF 3:00:53; 61, Priscilla Mamba SWZ 3:18:35; 62, Sonia Lopes CPV 3:21:59		

Did not finish: Fatima Hajjami FRA, Rie Matsuoka JPN, Rosaria Console ITA, Beatrice Omwanza KEN, Constantina Tomescu-Dita ROU & Sylvia Mosqueda USA

Ndereba had run 14 successive marathons at 2:28:02 or quicker including a world best of 2:18:47 in 2001. Paris was her first championship marathon and she ran with caution in the first half, dropping behind the pack because she felt she might be tripped. Tomescu-Dita raced with the opposite tactics, and tried to run away from the field as she did in Edmonton. She got as far ahead as 30 seconds or so at 5K, but later fell back and dropped out.

The lead pack were 18-strong at halfway (72:46). After another 10K at a similar pace only one woman (Salumäe) lost contact. Then Ndereba made her move, running the 5Km to 35Km in 16:46. Only the Japanese trio – led by Noguchi – and Ham Bong-sil of North Korea

could remain in range as Ndereba clocked 15:58 for the next segment. At 40Km Noguchi was 100m back, about 250m ahead of her teammates. The Kenyan kept almost all of this advantage to the finish and won in 2:23:55. As with the men's race in Paris, this was the fastest ever championship or summer marathon. It was also Kenya's first gold medal of the week.

Noguchi claimed the silver medal and led Japan to victory in the World Cup. Significantly, she also gained selection for the Olympic marathon, which one year later in Athens she would win from Ndereba.

IAAF World Marathon Cup (5 to run, 3 to score)

1, Japan	7:14:48
2, Ethiopia	7:24:56
3, Russia	7:31:04
4, DPR of Korea	7:31:51
5, Spain	7:34:17
6, PR of China	7:36:20
7, Romania	7:38:17
8, France	7:48:17
9, Italy 7:55:26; 10, United States 7:58:20	

Helsinki 2005

(Aug 14)

1, Paula Radcliffe	GBR	2:20:57		
2, Catherine Ndereba	KEN	2:22:01		
3, Constantina Tomescu-Dita	ROU	2:23:19		
4, Derartu Tulu	ETH	2:23:30		
5, Zhou Chunxiu	CHN	2:24:12		
6, Yumiko Hara	JPN	2:24:20		
7, Rita Jeptoo	KEN	2:24:22		
8, Harumi Hiroshima	JPN	2:25:46		
9, Helen Kimutai	KEN	2:26:14; 10, Megumi Oshima JPN 2:26:29; 11, Madai Pérez MEX 2:26:50; 12, Galina Karnatseva BLR 2:27:14; 13, Dorota Gruca POL 2:27:46; 14, Yong Ok Jong PRK 2:29:43; 15, Mari Ozaki JPN 2:30:28; 16, Asha Gigi ETH 2:30:38; 17, Ryoko Eda JPN 2:31:16; 18, Mara Yamauchi GBR 2:31:26; 19, Rosaria Console ITA 2:32:47; 20, Alina Ivanova RUS 2:32:53; 21, Aurica Buia ROU 2:33:20; 22, Shitaye Gemechu ETH 2:34:01; 23, Oh Song Suk PRK 2:34:07; 24, Gum Hwa Ryang PRK 2:34:35; 25, Hayley Haining GBR 2:34:41; 26, Turena Johnson Lane USA 2:34:43; 27, Anna Pichrtová CZE 2:34:45; 28, Kirsten Otterbu NOR 2:35:08; 29, Beatrice Omwanza KEN 2:35:48; 30, Jill Boaz USA 2:36:29; 31, Isabel Eizmendi ESP 2:36:41; 32, Ana Dias POR 2:36:50; 33, Shireen Crumpton NZL 2:37:03; 34, Irina Permitina RUS 2:38:16; 35, Emily Levan USA 2:38:32; 36, Jenny Crain USA 2:39:02; 37, Dire Tune ETH 2:39:13; 38, Nadezhda Wijenberg NED 2:39:36; 39, Liza Hunter-Galvan NZL 2:39:47; 40, Tegla Loroupe KEN 2:39:58; 41, Nadia Ejjafini BRN 2:41:51; 42, Maija Oravamäki FIN 2:43:31; 43, Clarisse Rasoarizay MAD 2:43:58; 44, Oh Jung-Hee KOR 2:47:42; 45, Rebecca Moore NZL 2:50:36; 46, Epiphany Niyirabaramwe RWA 2:52:11; 47, Hafida Narmouch MAR 2:52:41; 48, Mulu Seboka ETH 2:53:08; 49, Nili Avramski ISR 2:54:08; 50, Mary Akor USA 2:57:18; 51, Mamokete Lechela LES 3:03:26		
Did not finish: Debbie Mason GBR, Kenza Wahbi MAR, Fabiola William John TAN, Kay Ulrich NZL, Nuta Olaru ROU, Zhor El Kamch MAR				

Having competed in seven global championships with just one medal (silver in the 1999 world 10,000m) Paula Radcliffe was regarded as a less than able big-time competitor. As was her wont she went to the front immediately, and only Ndereba, Tomescu-Dita and Kimutai took up the challenge. In cool but wet conditions Radcliffe comfortably passed 10Km in 33:23, 20Km in 66:16 and reached halfway in 69:49 with a 15m gap to the chasing trio, and a further 30 seconds to Zhou. At 30Km Radcliffe (1:39:22) was 11 seconds clear of Tomescu-Dita, with Ndereba five seconds further back, nearly a minute ahead of Kimutai. By 40Km Radcliffe was 47 seconds clear, and she finished 1:04 ahead of Ndereba, and Tomescu-Dita, fading fast, held on to beat Tulu for the bronze medal. Radcliffe summed it up – "it is right up there with running the world record. I've shown I can win major titles as well".

IAAF World Marathon Cup (5 to run, 3 to score)

1, Kenya	7:12:37
2, Japan	7:16:35
3, Great Britain & NI	7:27:04
4, Ethiopia	7:28:09
5, DPR of Korea	7:38:25

6, United States	7:49:44
7, New Zealand	8:07:26

Osaka 2007

(Sep 2)

1, Catherine Ndereba	KEN	2:30:37
2, Zhou Chunxiu	CHN	2:30:45
3, Reiko Tosa	JPN	2:30:55
4, Zhu Xiaolin	CHN	2:31:21
5, Lidia Simon	ROU	2:31:26
6, Kiyoko Shimahara	JPN	2:31:40
7, Rita Jeptoo	KEN	2:32:03
8, Edith Masai	KEN	2:32:22
9, Mara Yamauchi GBR 2:32:55; 10, Lyubov Morgunova RUS 2:33:41; 11, Zhang Shujing CHN 2:33:46; 12, Gulnara Vygovskaya RUS 2:33:57; 13, Nina Rillstone NZL 2:33:58; 14, Mari Ozaki JPN 2:35:04; 15, Madai Pérez MEX 2:35:17; 16, Souad Ait Salem ALG 2:35:29; 17, Anna Incerti ITA 2:36:36; 18, Yumiko Hara JPN 2:36:40; 19, Tracey Morris GBR 2:36:40; 20, Melanie Kraus GER 2:37:20; 21, Sun Weiwei CHN 2:37:53; 22, Magarsa Assale Tafa ETH 2:38:01; 23, Yasuko Hashimoto JPN 2:38:36; 24, Rose Cheruiyot KEN 2:38:56; 25, Hellen Kimutai KEN 2:39:14; 26, Deborah Toniolo ITA 2:39:46; 27, Anna Rahm SWE 2:41:15; 28, Alina Gherasim ROU 2:41:40; 29, Kirsten Melkevik Otterbu NOR 2:41:57; 30, Helena Javornik SLO 2:42:03; 31, Ann Alyanak USA 2:42:23; 32, Nailiya Yulamanova RUS 2:42:56; 33, Zivile Balciunaitė LTU 2:43:28; 34, Tabitha Tsatsa ZIM 2:44:20; 35, Zoila Gómez USA 2:44:49; 36, Analia Rosa POR 2:45:38; 37, Wei Yanan CHN 2:45:50; 38, Dana Coons USA 2:46:12; 39, Annemette Aagaard DEN 2:46:22; 40, Bahar Dogan TUR 2:46:25; 41, Nili Abramski ISR 2:46:27; 42, Mary Akor USA 2:47:06; 43, Susanne Hahn GER 2:47:29; 44, Lim Kyung-Hee KOR 2:49:30; 45, Chae Eun-Hee KOR 2:50:26; 46, Eléni Dóna GRE 2:50:59; 47, Zekiros Adanech ETH 2:54:00; 48, Lucilla Andreucci ITA 2:56:19; 49, Samia Akbar USA 2:56:27; 50, Yeoryia Abatzidou GRE 2:59:22; 51, Patricia Gauquelin PYF 3:03:08; 52, Luvsanlkhundeg Otgonbayar MGL 3:04:59; 53, Kerstin Metzler-Mennenga LIE 3:11:45; 54, Tanith Maxwell RSA 3:14:56; 55, Poppy Mlambo RSA 3:23:55; 56, Robe Tola ETH 3:26:45; 57, Melissa Henderson BIZ 3:52:35		
Did not finish: Lucia Kimani BIH; Lioudmila Kortchaguina CAN; Dire Tune ETH; Domingas Embana Togna GBS; Giovanna Volpato ITA; Angélica Sánchez MEX; Nuta Olaru ROU; Luminita Talpos ROU; Galina Bogomolova RUS		

The searing (32°C) heat ensured that this was the slowest ever women's World Championship marathon, with Ndereba running seven minutes outside her winning time of 2003. The halfway point was reached in 76:33 with almost half the 66-strong field still in contact. The pace increased slightly, and the 5Km section from 35Km to 40Km was the fastest of the race, taking 17:05 (2:24 pace), with Zhou, Zhu and Ndereba level, and Tosa two seconds behind. Ndereba then drew away from Zhou, to become the first woman to regain a world marathon title, while Zhu quickly lost ground, leaving Tosa to claim the bronze medal and gain automatic Olympic selection for Japan. "If I had been able to run naked I would have," set the winner in reference to the conditions.

Kenya won the World Cup title, although Japan had been in the lead until Hara, suffering in the heat, slipped back to 16th place. The 2005 champion Radcliffe was not recovered after having given birth in January.

IAAF World Marathon Cup (5 to run, 3 to score)

1, Kenya	7:35:02
2, PR of China	7:35:52
3, Japan	7:37:39
4, Russia	7:50:34
5, Italy	8:12:41
6, United States	8:13:24
7, Ethiopia	8:58:46

MARATHON

Multiple Medallists:		
3	Manuela Machado	POR 93-2, 95-1, 97-2
	Lidia Simon	ROU 97-3, 99-3, 01-1
	Catherine Ndereba	KEN 03-1, 05-2, 07-1
2	Reiko Tosa	JPN 01-2, 07-3
Most Placings in Top Eight:		
5	Machado	91-7, 93-2, 95-1, 97-2, 99-7
4	Sonja Krolik/Oberem Simon	GER 95-8, 97-7, 99-6, 01-5 97-3, 99-3, 01-1, 07-5

100 Metres Hurdles**Helsinki 1983****Final (Aug 13) (2.4)**

1,	Bettine Jahn	GDR	12.35w
2,	Kerstin Knabe	GDR	12.42
3,	Ginka Zagorcheva	BUL	12.62
4,	Natalya Petrova	URS	12.67
5,	Shirley Strong	GBR	12.78
6,	Yelena Biserova	URS	12.80
7,	Cornelia Riefstahl	GDR	12.94
8,	Benita Fitzgerald	USA	12.99

Windy conditions on the last days of the championships blew Bettine Jahn to history's fastest time but prevented the mark from being accepted as a record.

The 25 year-old GDR hurdler, only third in the previous year's European Championships, ran a perfect race from lane 1 to clock 12.35 – 0.01 quicker than the 1980 world record of Grazyna Rabsztyń. For a moment the stadium was celebrating the third world record of the championships. Then the following wind was confirmed as 2.4 metres per second. A strong second was Jahn's taller compatriot Knabe, who closed down on the leader over the last two hurdles.

First round (First 5 & 7 fastest to semi-finals) (Aug 12)

Heat 1: (0.8) 1, Knabe 13.03; 2, Machabey 13.15; 3, Denk 13.26; 4, Kameli 13.61; 5, Benserud 13.71; 6, Pandazi 13.90; 7, Dai 13.97

Heat 2: (2.1) 1, Zagorcheva 12.78w; 2, Biserova 12.91; 3, Savigny 13.21; 4, Stoica 13.24; 5, Boothe 13.46; 6, Capotosto 13.63; 7, Lin 14.25

Heat 3: (-3.1) 1, Strong 13.26; 2, Petrova 13.43; 3, Siska 13.60; 4, Fitzgerald 13.67; 5, Forgrave 13.83; 6, Nawal El Moutawakel MAR 14.85; 7, June Caddle BAR 14.89

Heat 4: (0.5) 1, Filsinger 13.04; 2, Riefstahl 13.07; 3, Nunn 13.26; 4, Nelson 13.66; 5, Sichlau 13.76; 6, Martínez 13.78; Candy Young USA DNF

Heat 5: (0.6) 1, Jahn 12.81; 2, Chardonnet 13.17; 3, Page 13.18; 4, Livermore 13.25; 5, Olijslager 13.26; 6, Sasaki 13.78; 7, Purho 14.23

Second round (First 4 to semi-finals) (Aug 12)

Heat 1: (1.4) 1, Knabe 12.83; 2, Livermore 13.22; 3, Nunn 13.23; 4, Filsinger 13.31; 5, Susan Kameli CAN 13.33; 6, Beatriz Capotosto ARG 13.60; 7, Elisabet Pandazi GRE 13.95; 8, Dai Jianhua CHN 14.07

Heat 2: (2.3) 1, Zagorcheva 12.66w; 2, Petrova 12.70; 3, Page 13.12; 4, Chardonnet 13.13; 5, Lorna Boothe GBR 13.29; 6, Heidi Benserud NOR 13.60; 7, Helle Sichlau DEN 13.73; Lin Yueh-Hsiang TPE DNS

Heat 3: (1.9) 1, Jahn 12.75; 2, Machabey 12.95; 3, Fitzgerald 13.15; 4, Siska 13.16; 5, Mihaela Stoica ROU 13.21; 6, Marjan Olijslager NED 13.30; 7, Sylvia Forgrave CAN 13.38; 8, Emi Sasaki JPN 13.73

Heat 4: (1.6) 1, Strong 12.91; 2, Biserova 12.94; 3, Riefstahl 12.96; 4, Denk 13.14; 5, Marie-Noëlle Savigny FRA 13.21; 6, Karen Nelson CAN 13.61; 7, María José Martínez ESP 13.80; 8, Saila Purho FIN 13.90

Semi-finals (First 4 to final) (Aug 13)

Heat 1: (0.7) 1, Zagorcheva 12.75; 2, Knabe 12.83; 3, Biserova 12.92; 4, Strong 12.99; 5, Michele Chardonnet FRA 13.13; 6, Pam Page USA 13.24; 7, Heike Filsinger FRG 13.42; 8, Xenia Siska HUN 13.68

Heat 2: (1.6) 1, Jahn 12.76; 2, Petrova 12.83; 3, Fitzgerald 12.96; 4, Riefstahl 13.00; 5, Laurence Machabey FRA 13.08; 6, Ulrike Denk FRG 13.16; 7, Judy Livermore GBR 13.30; 8, Glynis Nunn AUS 13.39

Rome 1987**Final (Sep 4) (-0.5)**

1,	Ginka Zagorcheva	BUL	12.34
2,	Gloria Uibel	GDR	12.44
3,	Cornelia Oschkenat	GDR	12.46
4,	Yordanka Donkova	BUL	12.49
5,	Anne Piquereau	FRA	12.82
6,	Laurence Elloy	FRA	12.83
7,	Claudia Zaczekiewicz	FRG	12.98
8,	LaVonna Martin	USA	13.06

Yordanka Donkova, who set three world records in 1986, was left without a medal in a final which resembled a Bulgaria versus GDR international.

Donkova had been supplanted as world record holder by her teammate Zagorcheva, and it was she who dominated in the final. Donkova held second place briefly but was overtaken by the GDR pair of Uibel and Oschkenat.

First round (First 3 & 4 fastest to semi-finals) (Sep 3)

Heat 1: (-1.0) 1, Zagorcheva 12.51; 2, Piquereau 13.24; 3, López 13.24; 4, Heggli 13.32; 5, Wendy Jeal GBR 13.41; 6, Dinah Yankey GHA 13.90; 7, Helga Halldorsdóttir ISL 13.97

Heat 2: (0.8) 1, Donkova 12.97; 2, Colle 13.20; 3, Hightower 13.22; 4, Vallecilla 13.30; 5, Lesley-Ann Skeete GBR 13.40; 6, Tiina Lindgren FIN 13.76; 7, Chen Wen-Ing TPE 14.12

Heat 3: (-0.8) 1, Oschkenat 12.83; 2, Gunnell 13.02; 3, Martin 13.19; 4, Lombardo 13.25; 5, Karin Malmbratt SWE 13.43; 6, Karen Nelson CAN 13.60

Heat 4: (-1.6) 1, Uibel 12.81; 2, Elloy 13.08; 3, Zaczekiewicz 13.15; 4, Hunter 13.19; 5, Feng Yinghua CHN 13.85; 6, Sandra Tavares MEX 13.86

Semi-finals (First 4 to final) (Sep 4)

Heat 1: (-0.2) 1, Oschkenat 12.65; 2, Zagorcheva 12.75; 3, Martin 12.94; 4, Piquereau 12.95; 5, Florence Colle FRA 13.04; 6, Sally Gunnell GBR 13.06; 7, Rita Heggli SUI 13.20; 8, Nancy Vallecilla ECU 13.28

Heat 2: (-0.9) 1, Uibel 12.68; 2, Donkova 12.76; 3, Elloy 12.88; 4, Zaczekiewicz 13.01; 5, Stephanie Hightower USA 13.12; 6, Sophia Hunter USA 13.26; 7, Aliuska López CUB 13.31; 8, Patrizia Lombardo ITA 13.38

Tokyo 1991**Final (Aug 30) (-1.7)**

				Reactions
1,	Lyudmila Narozhilenko	URS	12.59	0.147
2,	Gail Devers-Roberts	USA	12.63	0.148
3,	Natalya Grigoryeva	URS	12.69	0.162
4,	Monique Ewanjé-Épée	FRA	12.84	0.150
5,	Julie Baumann	SUI	12.88	0.152
6,	Florence Colle	FRA	13.01	0.165
7,	Aliuska López	CUB	13.06	0.168
8,	Kristin Patzwahl	GER	13.07	0.155

The event went to form when Lyudmila Narozhilenko added the world outdoor title to the one she had won indoors in March. The Soviet record holder (12.28) ran the fastest times in each of the rounds and took control of the final from the third hurdle.

It looked as if the USSR would also claim the silver, before Devers-Roberts surged at the end of the race. Her run represented a remarkable comeback. She had suffered from Graves' disease – a thyroid condition – which prevented her from competing in 1989 and 1990. Six months before the championships she was confined to her bed and almost had to have her feet amputated. She miraculously recovered and started training seriously in May.

The silver and bronze medallists of 1987, Siebert (née Uibel) and Oschkenat – were both eliminated in the first round.

First round (First 2 & 6 fastest to semi-finals) (Aug 29)

Heat 1: (0.0) 1, Zhang 13.12; 2, Myricks 13.12; 3, Piquereau 13.20; 4, Lesley-Ann Skeete GBR 13.33; 5, Mihaela Pogacian ROU 13.38; 6, Cornelia Oschkenat GER 13.55

Heat 2: (-1.1) 1, Grigoryeva 13.02; 2, Adams 13.30; 3, Voula Patoulidou GRE 13.41; 4, Liliana Nastase ROU 13.41; 5, Donald Duprey CAN 13.75; 6, Carmen Bezanilla CHI 14.01; Yasmina Azzizi ALG DNS

Heat 3: (0.9) 1, Devers-Roberts 12.77; 2, Freeman 13.10; 3, Colle 13.12; 4, Mardomingo 13.22; 5, Gloria Siebert GER 13.29; 6, Luo Bin CHN 13.53

Heat 4: (0.6) 1, Ewanjé-Épée 12.92; 2, López 13.10; 3, Morley-Brown 13.24; 4, Nadezhda Bodrova URS 13.34; 5, Brigita Bukovec YUG 13.44; 6, Monica Pellegrinelli SUI 13.49; 7, Wang Shu-Hwa TPE 13.81

Heat 5: (0.5) 1, Narozhilenko 12.66; 2, Baumann 12.86; 3, Dethier 13.07; 4, Patzwahl 13.08; 5, Dawn Bowles USA 13.41; 6, Michelle Edwards GBR 13.50; 7, Ayumi Sasaki JPN 13.85

Semi-finals (First 4 to final) (Aug 29)

Heat 1: (-0.4) 1, Grigoryeva 12.66; 2, Devers-Roberts 12.71; 3, Ewanjé-Épée 12.88; 4, Patzwahl 13.11; 5, Michelle Freeman JAM 13.17; 6, Sylvie Dethier BEL 13.18; 7, Kay Morley-Brown GBR 13.24; 8, Odalys Adams CUB 13.26

Heat 2: (0.2) 1, Narozhilenko 12.52; 2, López 12.91; 3, Colle 12.94; 4, Baumann 12.94; 5, Anne Piquereau FRA 13.02; 6, Arnita Myricks USA 13.12; 7, María José Mardomingo ESP 13.19; 8, Zhang Yu CHN 13.24

Stuttgart 1993**Final (Aug 20) (0.2)**

1,	Gail Devers	USA	12.46	0.167
2,	Marina Azyabina	RUS	12.60	0.157
3,	Lynda Tolbert	USA	12.67	0.118
4,	Aliuska López	CUB	12.73	0.187
5,	Eva Sokolova	RUS	12.78	0.163
6,	Dawn Bowles	USA	12.90	0.217
7,	Michelle Freeman	JAM	12.90	0.188
8,	Cécile Cinélu	FRA	12.95	0.160

Devers made amends for falling in the Olympic final by taking her second world gold in five days. The American was helped by the fact that her main rival, Azyabina, false-started in the final.

It was Tolbert who showed the best reactions when the race started for real. She was caught by Devers before halfway. The 100m champion easily held off the closing charge of Azyabina to break her own American record. Tolbert held on for the bronze.

First round (First 3 & 6 fastest to semi-finals) (Aug 19)

Heat 1: (-1.0) 1, Azyabina 12.88; 2, Baumann 13.10; 3, Bodrova 13.25; 4, Preira 13.36; 5, Maria José Mardomingo ESP 13.41; 6, Sonia Paquette CAN 13.51; 7, Gudrun Arnardóttir ISL 13.96

Heat 2: (-0.8) 1, Sokolova 12.96; 2, Anderson 13.23; 3, Grefstad 13.29; 4, Russell 13.30; 5, Liliana Nastase ROU 13.41; 6, Maria Kamrowska POL 13.44; 7, Natalya Belenkova TKM 14.18; 8, Ivette Sánchez PAN 15.30

Heat 3: (-0.6) 1, Freeman 12.84; 2, Bowles 12.89; 3, Patzwahl 12.98; 4, Bukovec 13.05; 5, Ramalalanirina 13.35; 6, Chan Sau Ying HKG 13.50; 7, Kim Seon-Jin KOR 13.99

Heat 4: (-1.0) 1, López 13.04; 2, Dimitrova 13.05; 3, Rose 13.27; 4, Keri Maddox GBR 13.49; 5, Ina Langenhuisen NED 13.50; 6, Vania Ferreira BRA 14.23; Sabine Braun GER DNS

Heat 5: (-0.1) 1, Devers 12.74; 2, Cinélu 13.00; 3, Agyepong 13.07; 4, Flemming 13.19; 5, Donald Duprey CAN 13.50; 6, Ludmila Olijare LAT 13.50; 7, Sriyani Kulawansa SRI 13.58

Heat 6: (-0.5) 1, Tolbert 12.90; 2, Girard 13.08; 3, Court 13.26; 4, Kolovanova UKR 13.40; 5, Joyce Melendez PUR 13.41; 6, Carla Tuzzi ITA 13.54; 7, Manuela Marxer LIE 13.65

Semi-finals (First 2 & 2 fastest to final) (Aug 19)

Heat 1: (-0.3) 1, Devers 12.67; 2, Cinélu 12.88; 3, López 12.92; 4, Jackie Agyepong GBR 13.03; 5, Kristin Patzwahl GER 13.07; 6, Katie Anderson CAN 13.34; 7, Dionne Rose JAM 13.43; Natalya Kolovanova UKR DNF

Heat 2: (0.3) 1, Azyabina 12.70; 2, Tolbert 12.76; 3, Brigita Bukovec SLO 12.98; 4, Patricia Girard FRA 13.03; 5, Gillian Russell JAM 13.12; 6, Nicole Ramalalanirina MAD 13.16; 7, Jane Flemming AUS 13.19; 8, Clova Court GBR 13.37

Heat 3: (0.6) 1, Sokolova 12.76; 2, Freeman 12.77; 3, Bowles 12.84; 4, Svetla Dimitrova BUL 12.96; 5, Nadyezhda Bodrova UKR 12.98; 6, Julie Baumann SUI 12.99; 7, Monica Grefstad NOR 13.37; 8, Marie-Victoire Preira FRA 13.39

Gothenburg 1995

Final (Aug 6) (0.2)

1,	Gail Devers	USA	12.68	0.162
2,	Olga Shishigina	KAZ	12.80	0.141
3,	Yuliya Graudyn	RUS	12.85	0.185
4,	Tatyana Reshetnikova	RUS	12.87	0.194
5,	Julie Baumann	SUI	12.95	0.137
6,	Gillian Russell	JAM	12.96	0.167
7,	Dionne Rose	JAM	12.98	0.152
8,	Brigita Bukovec	SLO	13.02	0.180

The form book indicated that Devers would face a strong challenge from Shishigina, who was unbeaten in 10 hurdles races in 1995 and had a best of 12.44. Devers, meanwhile, was having a low-key season in which she avoided sprinting due to a tender hamstring.

In the final, the American got a poor start but her speed between the hurdles showed. Shishigina was the better hurdler but was no match for the American. "In the race I just focussed on my lane," said Devers. "I didn't know of the others."

First round (First 2 & 6 fastest to semi-finals) (Aug 5)

Heat 1: (-0.2) 1, Bukovec 12.93; 2, Rose 12.97; 3, Piquereau 13.05; 4, Caren Jung GER 13.13; 5, Carla Tuzzi ITA 13.32; 6, Chan Sau Ying HKG 13.53

Heat 2: (-0.6) 1, Reshetnikova 13.07; 2, Guialdo 13.08; 3, Monique Turret FRA 13.13; 4, Birgit Wolf GER 13.21; 5, Maria José Mardomingo ESP 13.31; 6, Isabel Abrantes POR 13.77; Hsu Hsiu-ying TPE DNF

Heat 3: (0.4) 1, Graudyn 12.90; 2, Girard 12.95; 3, Freeman 12.99; 4, Yurkova 13.00; 5, Odalys Adams CUB 13.33; 6, Heike Blassneck GER 13.47; Gilda Massa PER DNS

Heat 4: (-0.2) 1, Shishigina 12.80; 2, López 13.01; 3, Agyepong 13.06; 4, Ramalalanirina 13.13; 5, Doris Williams USA 13.33; 6, Sriyani Kulawansa SRI 13.45; Joyce Melendez PUR DNS

Heat 5: (-1.0) 1, Russell 12.84; 2, Devers 12.85; 3, Baumann 12.99; 4, Yelena Ovcharova UKR 13.18; 5, Monica Grefstad NOR 13.30; 6, Zhou Jing CHN 13.61; 7, Véronique Linster LUX 13.74

Semi-finals (First 4 to final) (Aug 6)

Heat 1: (0.1) 1, Devers 12.67; 2, Russell 12.74; 3, Graudyn 12.82; 4, Baumann 12.86; 5, Patricia Girard FRA 12.87; 6, Lidiya Yurkova BLR 12.95; 7, Jacqui Agyepong GBR 13.14; 8, Michelle Freeman JAM 13.23

Heat 2: (-0.3) 1, Shishigina 12.78; 2, Bukovec 12.82; 3, Rose 12.86; 4, Reshetnikova 12.88; 5, Marsha Guialdo USA 12.91; 6, Aliuska López CUB 12.98; 7, Anne Piquereau FRA 13.09; 8, Nicole Ramalalanirina MAD 13.24

Athens 1997

Final (Aug 10) (-0.3)

1,	Ludmila Engquist	SWE	12.50	0.126
2,	Svetla Dimitrova	BUL	12.58	0.136
3,	Michelle Freeman	JAM	12.61	0.145
4,	Brigita Bukovec	SLO	12.69	0.146
5,	Dionne Rose	JAM	12.87	0.118
6,	Katie Anderson	CAN	12.88	0.127
7,	Svetlana Laukhova	RUS	12.98	0.135
	Patricia Girard	FRA	DQ (r162.7)	

After setting Commonwealth records of 12.53 and 12.52 in the preliminaries, and with a clear lead in the early stages of the final, Freeman must have believed everything was going her way. But her fate was to finish third. Sweden's Olympic Champion Engquist (who won this title in 1991 as Lyudmila Narozhilenko of the USSR) kept her head and, despite being as much as 6/100ths behind Freeman after 40m she was ahead at the seventh hurdle and went on to finish a metre clear. The Jamaican, who was passed on the run-in by Dimitrova. Girard was disqualified for two false starts.

First Round (First 2 & 6 fastest to semi-finals) (Aug 9)

Heat 1: (0.2) 1, Freeman 12.53; 2, Baumann 12.91; 3, Kirkland 12.99; 4, Blassneck 13.00; 5, Botha 13.00; 6, Aneta Sosnowska POL 13.28; 7, Virginie Gollino MON 15.26

Heat 2: (1.5) 1, Engquist 12.62; 2, Girard 12.67; 3, Laukhova 12.88; 4, Sriyani Kulawansa SRI 13.07; 5, Angie Thorp GBR 13.08; 6, Carla Tuzzi ITA 13.10; 7, Taiwo Aladeffa NGR 13.16

Heat 3: (0.2) 1, Rose 12.84; 2, Allahgreen 13.03; 3, Dawn Bowles USA 13.11; 4, Nadège Joseph FRA 13.23; 5, Irina Korotya RUS 13.32; 6, Yvonne Kanazawa JPN 13.34; 7, Hristiana Tabaki GRE 13.82

Heat 4: (0.6) 1, Dimitrova 12.68; 2, Atede 12.83; 3, Walker 12.96; 4, Iveta Rudová CZE 13.14; 5, Nicole Ramalalanirina MAD 13.21; 6, Johanna Halkoaho FIN 13.52; Anna Leszczynska POL DNF

Heat 5: (-1.6) 1, Anderson 12.96; 2, Bukovec 12.97; 3, Graudyň 13.07; 4, Melissa Morrison USA 13.11; 5, Aliuska López CUB 13.19; 6, Maria-José Mardomingo ESP 13.42; 7, Verónica de Paoli ARG 13.83

Semi-finals (First 4 to final) (Aug 10)

Heat 1: (-0.4) 1, Freeman 12.52; 2, Dimitrova 12.74; 3, Bukovec 12.76; 4, Anderson 12.80; 5, Julie Baumann SUI 12.97; 6, Astia Walker JAM 13.00; 7, Anjanette Kirkland USA 13.04; 8, Yuliya Graudyň RUS 13.07

Heat 2: (0.2) 1, Engquist 12.53; 2, Girard 12.68; 3, Laukhova 12.88; 4, Rose 12.89; 5, Angie Atede NGR 12.91; 6, Heike Blassneck GER 12.94; 7, Corien Botha RSA 13.12; 8, Diane Allahgreen GBR 13.25

Seville 1999

Final (Aug 28) (0.7)

1,	Gail Devers	USA	12.37	0.113
2,	Glory Alozie	NGR	12.44	0.155
3,	Ludmila Engquist	SWE	12.47	0.132
4,	Olga Shishigina	KAZ	12.51	0.150
5,	Svetla Dimitrova	BUL	12.75	0.149
6,	Dionne Rose	JAM	12.80	0.107
7,	Delloreen Ennis-London	JAM	12.87	0.148
8,	Patricia Girard	FRA	12.97	0.154

It was one of the great human interest stories in athletics history, two of the medals in this event falling to women who had faced potentially fatal health problems and yet returned to competition at the highest level. For them to win or lose a race remained a challenge but was hardly a life and death issue compared to what they had overcome. Both came away delighted and their post-race embrace was moving indeed. Devers, once stricken with the life threatening Graves' Disease, not only won her third world hurdles title but smashed her American record of 12.46 by 9/100ths for the world's quickest time for seven years. She also moved ahead of Jackie Joyner-Kersey with a women's record five World golds. But it was by no means a perfect run as she struck the final hurdle and nearly fell headlong. She managed to recover although the stumble must have added several hundredths to her time.

Alozie set an African record of 12.44 for second while breast cancer sufferer Engquist, who faced a further course of chemotherapy just a few days later, couldn't believe how fast she had run – a Swedish

record of 12.47 for the bronze medal. Believing 12.60 to be her limit at that time the 1991 and 1997 champion had burst into tears after clocking 12.50 in her semi and this was a further bonus. The standard was so high that Shishigina, the pre-Seville favourite, ran 12.51 but came away empty-handed.

First round (First 4 & 8 fastest to second round) (Aug 25)

Heat 1: (0.9) 1, Ennis-London 12.82; 2, Feng 12.85; 3, Graudyn 12.94; 4, Girard 12.99; 5, Nerea Azkárate ESP 13.35; 6, Vu Bich Huong VIE 13.36; 7, Verónica De Paoli ARG 13.58

Heat 2: (-0.1) 1, Devers 12.80; 2, Ramalalanirina 12.91; 3, Atede 12.95; 4, Russell 13.10; 5, Maggi 13.14; 6, Chan Sau Ying HKG 13.54; 7, Laureta Derhemi ALB 15.20

Heat 3: (-0.3) 1, Kulawansa 12.94; 2, Rose 12.96; 3, Laukhova 12.98; 4, King 13.13; 5, Faustin 13.14; 6, Anderson 13.31; 7, Svetlana Gendzilov ISR 13.47

Heat 4: (1.1) 1, Alozie 12.67; 2, Roberts 12.88; 3, McKelvy 12.95; 4, Maddox 12.95; 5, Bolm 13.04; 6, Bosco 13.34; 7, Carine Cresto MON 15.75

Heat 5: (2.2) 1, Shishigina 12.70w; 2, Korotyia 12.89; 3, Rakotozafy 13.02; 4, Allahgreen 13.11; 5, Gurbanova 13.23; 6, Trumpe 13.30; 7, Maria-Joelle Conjunjo CAF 13.89

Heat 6: (3.2) 1, Engquist 12.62w; 2, Dimitrova 12.64; 3, López 13.08; 4, Barber 13.21; 5, Kanazawa 13.25; Ursa Beti SLO DNF; Susan Smith-Walsh IRL DNS

Second round (First 4 to semi-finals) (Aug 26)

Heat 1: (-0.3) 1, Shishigina 12.75; 2, Rose 12.90; 3, Kulawansa 12.97; 4, Ramalalanirina 13.04; 5, Keri Maddox GBR 13.21; 6, Andria King USA 13.31; 7, Nadine Faustin HAI 13.32; 8, Anita Trumpe LAT 13.43

Heat 2: (0.2) 1, Alozie 12.60; 2, Dimitrova 12.72; 3, Korotyia 12.82; 4, López 12.85; 5, Katie Anderson CAN 12.96; 6, Miesha McKelvy USA 12.98; 7, Maurren Maggi BRA 13.10; 8, Gillian Russell JAM 13.12

Heat 3: (-0.6) 1, Devers 12.53; 2, Girard 12.78; 3, Ennis-London 12.80; 4, Graudyn 12.94; 5, Angela Atede NGR 12.98; 6, Diane Allahgreen GBR 12.99; 7, Zhanna Gurbanova BLR 13.31; 8, Yvonne Kanazawa JPN 13.33

Heat 4: (0.7) 1, Engquist 12.65; 2, Feng 12.85; 3, Roberts 12.94; 4, Laukhova 12.95; 5, Rosa Rakotozafy MAD 12.98; 6, Eunice Barber FRA 13.09; 7, Kirsten Bolm GER 13.11; 8, Manuela Bosco FIN 13.43

Semi-finals (First 4 to final) (Aug 27)

Heat 1: (1.9) 1, Engquist 12.50; 2, Alozie 12.61; 3, Girard 12.76; 4, Ennis-London 12.81; 5, Trecia Roberts THA 12.83; 6, Svetlana Laukhova RUS 12.86; 7, Yuliya Graudyn RUS 12.95; 8, Feng Yun CHN 12.98

Heat 2: (1.0) 1, Devers 12.70; 2, Shishigina 12.75; 3, Rose 12.79; 4, Dimitrova 12.79; 5, Aliuska López CUB 12.83; 6, Irina Korotyia RUS 12.86; 7, Nicole Ramalalanirina FRA 12.96; 8, Sriyani Kulawansa SRI 12.98

Edmonton 2001

Final (Aug 11) (2.0)

1,	Anjanette Kirkland	USA	12.42	0.123
2,	Gail Devers	USA	12.54	0.136
3,	Olga Shishigina	KAZ	12.58	0.137
4,	Svetla Dimitrova	BUL	12.58	0.153
5,	Jenny Adams	USA	12.63	0.148
6,	Dionne Rose-Henley	JAM	12.79	0.131
7,	Linda Ferga	FRA	12.80	0.196
8,	Vonette Dixon	JAM	13.02	0.140

All eyes were looking to see if Devers could win a fourth title, but there was an upset in the final when another American, Kirkland, won the gold from lane 1.

Devers had impressed most in the qualifying round, clocking a world-leading 12.56 in her semi. Kirkland had finished only third in the other semi in 12.80, hence the unfavoured draw in the following day's final.

In the first half of the final a third American, Adams, had the best start and she, Devers and Kirkland were placed first, second and third. Adams faded, Devers hit the eighth barrier and Shishigina came up with Dimitrova to contest the bronze. Meanwhile Kirkland ran a perfect race to complete a great double. In March she had won the world indoor title from lane 8.

First round (First 3 & 4 fastest to semi-finals) (Aug 9)

Heat 1: (-0.6) 1, Kirkland 12.69; 2, Shishigina 12.75; 3, Korotyia 12.87; 4, Ramalalanirina 12.94; 5, Nadine Faustin HAI 13.15; 6, Rosa Rakotozafy MAD 13.24; 7, Yelena Krasovska UKR 13.30

Heat 2: (-0.5) 1, Devers 12.72; 2, Dimitrova 12.74; 3, Ferga 12.91; 4, Rose-Henley 12.94; 5, Trecia Roberts THA 13.27; 6, Svetlana Gendzilov ISR 13.28; Maria Joelle Conjunjo CAF DNS; Laukhova DQ (r40.1) (13.00)

Heat 3: (0.3) 1, Kallur 12.74; 2, Foster 12.79; 3, Merriman 12.88; 4, Kirstin Bolm GER 13.13; 5, Maurren Maggi BRA 13.16; 6, Sriyani Kulawansa SRI 13.23; 7, Angela Whyte CAN 13.38; 8, Natalya Shekhodanova RUS 13.84

Heat 4: (-1.1) 1, Adams 12.80; 2, Felicien 12.89; 3, Dixon 13.03; 4, Girard 13.11;

5, Irina Lensky ISR 13.20; 6, Feng Yun CHN 13.35; 7, Gergana Stoyanova BUL 13.48

Semi-finals (First 4 to final) (Aug 10)

Heat 1: (-0.8) 1, Dimitrova 12.65; 2, Adams 12.67; 3, Kirkland 12.80; 4, Dixon 12.87; 5, Perdita Felicien CAN 12.90; 6, Nicole Ramalalanirina FRA 12.91; 7, Irina Korotyia RUS 13.02; 8, Patricia Girard FRA 13.17

Heat 2: (-0.3) 1, Devers 12.56; 2, Ferga 12.67; 3, Shishigina 12.75; 4, Rose-Henley 12.77; 5, Brigitte Foster JAM 12.78; 6, Susanna Kallur SWE 12.85; 7, Donica Merriman USA 17.17; Svetlana Laukhova RUS DQ (r40.1) 13.03

Paris 2003

Final (Aug 27) (-0.2)

1,	Perdita Felicien	CAN	12.53	0.147
2,	Brigitte Foster	JAM	12.57	0.158
3,	Miesha McKelvy	USA	12.67	0.146
4,	Gloria Alozie	ESP	12.75	0.160
5,	Aurelia Trywianska	POL	12.75	0.150
6,	Jenny Adams	USA	12.77	0.161
7,	Patricia Girard	FRA	12.83	0.152
8,	Lacena Golding-Clarke	JAM	12.87	0.151
9,	Vonette Dixon	JAM	12.87	(0.172)

The big shock was that Gail Devers did not qualify for the final. She had impressed most on the Grand Prix circuit in 2003, but hit a hurdle badly in her semi-final. Despite a quick recovery, her time of 12.87 did not hold up for advancement.

Foster was a clear world number two to Devers so she was expected to win gold. It was silver thanks to the surprising Felicien, who had a good start and took control by the fourth hurdle, then withheld Foster's closing lunge on the run-in. Hers was the first medal won by a Canadian woman at a World Championships. The 2001 champion Kirkland had given birth in May and only made a token appearance in the heats.

First round (First 3 & 9 fastest to semi-finals) (Aug 25)

Heat 1: (0.0) 1, McKelvy 12.94; 2, Kallur 12.98; 3, Neyra 13.01; 4, Shekhodanova 13.03; 5, Dixon 13.09; 6, Haïdy Aron FRA 13.35; 7, Feng Yun CHN 13.50; 8, Céline Laporte SEY 14.29

Heat 2: (-0.5) 1, Foster 12.67; 2, Girard 12.82; 3, Faustin 12.94; 4, Redoumi 13.15; 5, Yelena Krasovska UKR 13.31; 6, Rachel King GBR 13.37; 7, Anjanette Kirkland USA 13.80

Heat 3: (-0.1) 1, Adams 12.74; 2, Alozie 12.83; 3, Whyte 12.99; 4, Atede 13.09; 5, Koroteyeva 13.16; 6, Zamfir 13.24; 7, Machado 13.28; 8, Juliane Sprenger GER 13.31

Heat 4: (0.1) 1, Felicien 12.70; 2, Golding-Clarke 12.86; 3, Ferga-Khodadin 12.86; 4, Laukhova 12.92; 5, Su 13.12; 6, Judith Vis NED 13.36; 7, Maria-Joelle Conjunjo CAF 13.51; 8, Derval O'Rourke IRL 13.54

Heat 5: (-0.7) 1, Devers 12.76; 2, Lenskiy 12.92; 3, Trywianska 12.96; 4, Trecia Roberts THA 13.29; 5, Nadine Hentschke GER 13.33; 6, Yvonne Kanazawa JPN 13.54

Semi-finals (First 2 & 2 fastest to final) (Aug 26)

Heat 1: (0.4) 1, Felicien 12.68; 2, Golding-Clarke 12.84; 3, Gail Devers USA 12.87; 4, Natalya Shekhodanova RUS 12.91; 5, Yahumara Neyra CUB 12.98; 6, Flóra Redoumi GRE 13.10; 7, Maíla Paula Machado BRA 13.34; Linda Ferga-Khodadin FRA DQ (r162.7)

Heat 2: (-0.1) 1, Foster 12.65; 2, McKelvy 12.77; 3, Trywianska 12.79; 4, Alozie 12.81; 5, Nadine Faustin HAI 13.01; 6, Angela Atede NGR 13.18; 7, Su Yiping CHN 13.20; 8, Mariya Koroteyeva RUS 13.27

Heat 3: (0.0) 1, Adams 12.78; =2, Dixon & Girard 12.85; 4, Irina Lenskiy ISR 12.89; 5, Angela Whyte CAN 12.89; 6, Susanna Kallur SWE 12.94; 7, Svetlana Laukhova RUS 12.98; 8, Carmen Zamfir ROU 13.24

Helsinki 2005

Final (Aug 11) (-2.0)

1,	Michelle Perry	USA	12.66	0.149
2,	Delloreen Ennis-London	JAM	12.76	0.138
3,	Brigitte Foster-Hylton	JAM	12.76	0.140
4,	Kirsten Bolm	GER	12.82	0.158
5,	Mariya Koroteyeva	RUS	12.93	0.148
6,	Jenny Kallur	SWE	12.95	0.174
7,	Irina Shevchenko	RUS	12.97	0.148
	Joanna Hayes	USA	DQ (r168.7)	0.140
			(13.57)	

In a closely-matched field Perry, who had switched from the Heptathlon in 2005 to focus on the hurdles, was regarded as the one to

beat. She and 2003 runner-up Foster-Hylton were fastest in the heats which were interrupted after the first race by a two-hour delay because of the torrential rain in Helsinki on the night of Tuesday, August 9. There was a total of 103mm of rain in Helsinki in World Championship week, five times the average amount for that time of the year!

The two principals were semi-finals winners, Foster-Hylton running 12.65 to beat Olympic Champion Hayes and Shevchenko (12.76 for both), while Perry won her race into a 3.3 wind in 12.86. The 1999 finalist Delloreen Ennis-London had won the first of the three semis, enabling Jamaica to maintain its record of being the only country to supply a finalist in every year from 1993 onwards. The Jamaicans held the United States athletes in the final until halfway, when Perry went clear. Hayes began to attack with three hurdles to go and was in second place when she hit the ninth, and then ran into the 10th hurdle, carrying it towards the finish line, where she fell to the track, distraught and doomed to be disqualified. Perry won by a metre, with Ennis-London just edging Foster-Hylton for silver.

First round (First 4 & 4 fastest to semi-finals) (Aug 9)

Heat 1: (-2.1) 1, Perry 12.64; 2, Dixon 12.95; 3, J. Kallur 12.96; 4, Okori 13.14; 5, Maíla Paula Machado BRA 13.21; 6, Hanna Korell FIN 13.39

Heat 2: (1.2) 1, Ennis-London 12.65; 2, Alozie 12.71; 3, Koroteyeva 12.73; 4, Powell 12.91; 5, Sarah Claxton GBR 13.17; 6, Flóra Redoúmi GRE 13.65; 7, Jeimy Bernardez HON 14.78; 8, Barbara Rustignoli SMR 15.51

Heat 3: (0.5) 1, Felicien 12.77; 2, Faustin-Parker 12.85; 3, Trywianska 12.86; 4, S. Kallur 12.87; 5, Lamalle 12.93; 6, O'Rourke 13.00; 7, Trecia Roberts THA 13.93

Heat 4: (0.5) 1, Foster-Hylton 12.64; 2, Bolm 12.68; 3, Shevchenko 12.76; 4, Lopes 12.85; 5, Tejada 12.96; 6, Solène Eboulabeka CGO 14.66

Heat 5: (0.3) 1, Hayes 12.79; 2, Ferga-Khodadin 12.85; 3, Krasovska 12.86; 4, Whyte 12.88; 5, Feng 12.99; 6, Céline Laporte SEY 14.00; Natalya Rusakova RUS DNF

Semi-finals (First 2 & 2 fastest to final) (Aug 10)

Heat 1: (-0.5) 1, Ennis-London 12.79; 2, Koroteyeva 12.80; 3, J. Kallur 12.85; 4, Perdita Felicien CAN 12.94; 5, Anay Tejada CUB 12.95; 6, Ginnie Powell USA 13.02; 7, Feng Yun CHN 13.15; Linda Ferga-Khodadin FRA DNF

Heat 2: (0.5) 1, Foster-Hylton 12.65; 2, Hayes 12.76; 3, Shevchenko 12.76; 4, Yelena Krasovska UKR 12.85; 5, Priscilla Lopes CAN 12.91; 6, Reina-Flor Okori FRA 12.99; 7, Derval O'Rourke IRL 13.23; 8, Nadine Faustin-Parker HAI 13.27

Heat 3: (-3.3) 1, Perry 12.86; 2, Bolm 12.95; 3, Susanna Kallur SWE 13.05; 4, Glory Alozie ESP 13.05; 5, Vonette Dixon JAM 13.08; 6, Aurelia Trywianska POL 13.11; 7, Angela Whyte CAN 13.52; 8, Adrianna Lamalle FRA 13.60

Osaka 2007

Final (Aug 29) (-0.1)

1,	Michelle Perry	USA	12.46	0.105
2,	Perdita Felicien	CAN	12.49	0.132
3,	Delloreen Ennis-London	JAM	12.50	0.116
4,	Susanna Kallur	SWE	12.51	0.142
5,	Ginnie Powell	USA	12.55	0.120
6,	Lolo Jones	USA	12.62	0.140
7,	Vonette Dixon	JAM	12.64	0.161
8,	Angela Whyte	CAN	12.66	0.138

Fastest in the heats was Susanna Kallur with 12.66, while four women found sub-13 clockings insufficient for advancement. The first semi saw defending champion Perry run 12.55 ahead of 2003 winner Felicien. A feature of Perry's running in Osaka was her reactions at the start, and in the final she excelled herself with a time of 0.105 seconds. Nevertheless it was Kallur who was the early leader. The Swede led until the eighth hurdle when Perry inadvertently impeded Kallur at the last by drifting into Kallur's lane. The Swedish management did not protest as there was no photographic evidence available within the allowable protest period. While Kallur had been slightly ahead at the ninth hurdle, Perry was leading as they crossed the final barrier, and Felicien and Ennis-London edged past Kallur on the run-in, with just 0.02 covering this trio. The times for fifth to eighth were the best ever in any race, and both Kallur and Dixon ran lifetime bests.

First round (First 3 & 4 fastest to semi-finals) (Aug 27)

Heat 1: (0.2) 1, Perry 12.72; 2, McLellan 12.85; 3, Lamalle 12.88; 4, O'Rourke 12.91; 5, Priscilla Lopes CAN 12.94; 6, Toyin Augustus NGR 13.10; 7, Edit Vári HUN 13.28; 8, Jeimy Bernardez HON 14.35; 9, María Carrillo ESA 15.78

Heat 2: (0.2) 1, Yanit 12.78; 2, Whyte 12.81; 3, Jones 12.86; 4, Golding-Clarke 12.92; 5, Aleksandra Antonova RUS 12.95; 6, Aurelia Trywianska POL 13.05; 7, Christina Vukicevic NOR 13.07; 8, Jenny Kallur SWE 13.08

Heat 3: (-0.8) 1, Felicien 12.73; 2, Powell 12.76; 3, Dixon 12.77; 4, Redoúmi 12.88; 5, Yevgeniya Snigur UKR 13.01; 6, Natalya Ivoninskaya KAZ 13.12; 7, Nadine Faustin-Parker HAI 13.16; 8, Esen Kizildag TUR 13.48; 9, Sumita Rani BAN 14.89

Heat 4: (0.4) 1, Kallur 12.66; 3, Denby 12.91; 4, Tejada 12.91; 5, Eline Berings BEL 12.97; 6, Tatyana Pavliy RUS 12.99; 7, Miriam Bobková SVK 13.04; 8, Mami Ishino JPN 13.29

Semi-finals (First 4 to final) (Aug 28)

Heat 1: (0.5) 1, Kallur 12.64; 2, Whyte 12.65; 3, Ennis-London 12.67; 4, Jones 12.68; 5, Nichole Denby USA 12.80; 6, Lacena Golding-Clarke JAM 12.85; 7, Nevin Yanit TUR 12.85; 8, Flóra Redoúmi GRE 12.88

Heat 2: (-0.1) 1, Perry 12.55; 2, Felicien 12.61; 3, Dixon 12.65; 4, Powell 12.67; 5, Sally McLellan AUS 12.82; 6, Anay Tejada CUB 12.89; 7, Adrianna Lamalle FRA 12.93; 8, Derval O'Rourke IRL 12.98

100 METRES HURDLES

Multiple Medallists:

5	Gail Roberts/Devers	USA	91-2, 93-1, 95-1, 99-1, 01-2
3	Lyudmila Narozhilenko/Engquist	URS/SWE	91-1, 97-1, 99-3
2	Ginka Zagorcheva	BUL	83-3, 87-1
	Olga Shishigina	KAZ	95-2, 01-3
	Perdita Felicien	CAN	03-1, 07-2
	Brigitte Foster/Hylton	JAM	03-2, 05-3
	Delloreen Ennis-London	JAM	05-2, 07-3
	Michelle Perry	USA	05-1, 07-1

Most Finals:

5	Roberts/Devers		
4	Dionne Rose/Henley	JAM	95-7, 97-5, 99-6, 01-6

Most Appearances:

6	Aliuska López	CUB	87-7s2, 91-7, 93-4, 95-6s2, 97-5h5, 99-5s2
	Roberts/Devers		
	Patricia Girard/Léno	FRA	93-4s2, 95-5s1, 97-dq, 99-8, 01-8s1, 03-7
5	Sriyani Kulawansa	SRI	93-7h5, 95-6h4, 97-4h2, 99-8s2, 01-6h3
	Nicole Ramalalanirina	MAD/FRA	93-6s2, 95-8s2, 97-5h4, 99-7s2, 01-6s1
	Rose/Henley		93-7s1, 95-7, 97-5, 99-6, 01-6
	Nadine Faustin/Parker	HAI	99-7q1, 01-5h1, 03-5s2, 05-8s2, 07-7h3

National Placings:

	1	2	3	4	5	6	7	8	Points
USA	6	2	2	-	2	3	-	2	93
JAM	-	2	3	-	1	3	4	2	55
GER	1	2	1	1	-	-	2	1	38
BUL	1	1	1	2	1	-	-	-	35
RUS	-	1	1	1	2	-	2	-	30
SWE	1	-	1	1	-	1	-	-	22
URS	1	-	1	1	-	1	-	-	22
FRA	-	-	-	1	1	2	2	2	21
CAN	1	1	-	-	-	1	-	1	19
KAZ	-	1	1	1	-	-	-	-	18
SUI	-	-	-	-	2	-	-	-	8
NGR	-	1	-	-	-	-	-	-	7
CUB	-	-	-	1	-	-	1	-	7
SLO	-	-	-	1	-	-	-	1	6
ESP	-	-	-	1	-	-	-	-	5
GBR	-	-	-	-	1	-	-	-	4
POL	-	-	-	-	1	-	-	-	4
Totals	11	11	11	11	11	11	11	9	394

400 Metres Hurdles

Sittard 1980

A Final (Aug 16)

1,	Bärbel Broschat	GDR	54.55
2,	Ellen Neumann	GDR	54.56
3,	Petra Pfaff	GDR	55.84
4,	Mary Appleby	IRL	56.51
5,	Esther Mahr	USA	56.81
6,	Hilde Frederiksen	NOR	56.85
7,	Lynette Foreman	AUS	58.24
	Christine Warden	GBR	DQ

In the absence of the USSR, the GDR took all three medals. The title went to 1979 World Cup winner Broschat (née Klepp), who prevailed by 0.01.

B Final (Aug 16)

1, Colorado 57.51; 2, Sichlau 58.03; 3, Pujol 58.38; 4, Buengener 58.77; 5, Dalgoutté 59.31; 6, Kaufmann 59.41; 7, Gendron 59.61; Commandeur DNS

First round (First 3 & 4 fastest to semi-finals) (Aug 14)

Heat 1: 1, Mahr 57.51; 2, Frederiksen 57.72; 3, Pujol 58.54; 4, Commandeur 58.87; 5, Lai Lih-Jian TPE 61.01; Kirsi Ulvinen SWE DQ

Heat 2: 1, Pfaff 57.82; 2, Foreman 58.07; 3, Dalgoutté 59.63; 4, Kaufmann 59.74; 5, Buengener 59.98; 6, Dominique Le Disset FRA 61.22

Heat 3: 1, Broschat 56.13; 2, Appleby 58.54; 3, Colorado 58.79; 4, Gendron 60.40; 5, Debra Melrose USA 60.46; 6, Ruth Dubos FRA 61.12

Heat 4: 1, Neumann 56.35; 2, Warden 57.84; 3, Sichlau 58.99; 4, Kim Whitehead USA 61.33; 5, Andrea Wachter CAN 62.28; 6, Célestine N'Drin CIV 64.91

Semi-finals (First 4 to A final) (Aug 15)

Heat 1: 1, Broschat 55.89; 2, Pfaff 56.78; 3, Appleby 57.06; 4, Frederiksen 57.44; 5, Monserrat Pujol ESP 57.74; 6, Helle Sichlau DEN 58.44; 7, Susan Dalgoutté GBR 59.85; 8, Francine Gendron CAN 60.14

Heat 2: 1, Neumann 55.89; 2, Mahr 56.16; 3, Warden 57.26; 4, Foreman 57.46; 5, Rosa Colorado ESP 57.47; 6, Olga Commandeur NED 57.93; 7, Simone Buengener FRG 59.11; 8, Esther Kaufmann SUI 59.55

Helsinki 1983**Final (Aug 10)**

1,	Yekaterina Fesenko	URS	54.14
2,	Anna Ambrazienė	URS	54.15
3,	Ellen Fiedler	GDR	54.55
4,	Petra Pfaff	GDR	54.64
5,	Petra Krug	GDR	54.76
6,	Ann-Louise Skoglund	SWE	54.80
7,	Susan Morley	GBR	56.04
8,	Cristieana Cojocar	ROU	56.26

For the second successive World Championships, the winning margin was just one hundredth. Ellen Fiedler (née Neumann), started very quickly in lane 1. She was three metres up at halfway and pulling away. The other two GDR finalists were well placed, but in the finishing straight the Soviet pair of Ambrazienė and Fesenko took control. Ambrazienė, the world record holder, took the lead at the 10th hurdle – only to be passed herself on the run-in by Fesenko.

After the finish, the winner – who celebrated her 25th birthday on the day of the race – predicted a time of 53 seconds for herself in the future.

First round (First 3 & 4 fastest to semi-finals) (Aug 8)

Heat 1: 1, Fesenko 56.43; 2, Skoglund 56.80; 3, Wall 57.14; 4, Brown 57.14; 5, Giuseppina Cirulli ITA 57.43; 6, Rose Tata-Muya KEN 58.09; 7, Liu Guihua CHN 59.39; 8, Felicia Candelario DOM 60.72

Heat 2: 1, Ambrazienė 56.30; 2, Morley 56.58; 3, Krug 56.87; 4, Filicková 57.09; 5, Ruth Kyalisima UGA 57.58; 6, Helle Sichlau DEN 57.90; 7, Tonja Brown USA 58.00; 8, Ovrill Dwyer-Brown JAM 58.40

Heat 3: 1, El Moutawakil 56.52; 2, Pfaff 56.56; 3, Fredriksen 56.66; 4, Slythe 57.40; 5, Sandra Farmer JAM 57.97; 6, Verona Elder GBR 58.74; 7, Tuija Helander FIN 59.43; Mary Wagner FRG DNF

Heat 4: 1, Flintoff 56.47; 2, Cojocar 56.49; 3, Fiedler 56.58; 4, Barksdale 56.60; 5, Gladys Taylor GBR 58.25; 6, Andrea Page CAN 58.55; 7, Marcela Sevciková TCH 60.34

Semi-finals (First 4 to final) (Aug 9)

Heat 1: 1, Pfaff 55.77; 2, Fesenko 55.99; 3, Skoglund 56.01; 4, Morley 56.09; 5, Debbie Flintoff AUS 56.63; 6, Gwen Wall CAN 56.68; 7, Judi Brown USA 57.98; Hilde Fredriksen NOR DNS

Heat 2: 1, Ambrazienė 55.18; 2, Fiedler 55.23; 3, Krug 55.98; 4, Cojocar 56.71; 5, Sharrieffa Barksdale USA 56.81; 6, Nawal El Moutawakil MAR 57.10; 7, Anna Filicková TCH 57.64; 8, Christine Slythe CAN 58.53

Rome 1987**Final (Sep 3)**

1,	Sabine Busch	GDR	53.62
2,	Debbie Flintoff-King	AUS	54.19
3,	Cornelia Ulrich	GDR	54.31
4,	Sandra Farmer	JAM	54.38
5,	Tuija Helander-Kuusisto	FIN	54.62
6,	Anna Ambrazienė	URS	55.68
7,	Schowonda Williams	USA	55.86
8,	Judi Brown King	USA	56.10

Boosted by the 400m flat win of Thomas Schönlebe from the same lane (3) 20 minutes earlier, Sabine Busch overcame her raw hurdling style to win another gold for the GDR.

It was the other GDR runner, Ulrich, who led for the first half on

the race. Busch moved in front on the second bend. She made no mistakes and drew away comfortably to win with the eighth-fastest time ever. From the outside lane, Flintoff finished strongly to take the silver medal on the run-in.

First round (First 2 & 6 fastest to semi-finals) (Aug 31)

Heat 1: 1, Busch 55.51; 2, Ambrazienė 56.50; 3, Nawal El Moutawakil MAR 57.21; 4, Jenny Laurendet AUS 57.41; 5, Barbara Johnson IRL 58.72; 6, Tania Fernández CUB 58.78; 7, Mariam Zewde ETH 60.57

Heat 2: 1, Sheffield 55.93; 2, Flintoff-King 56.31; 3, Wennberg 56.91; 4, Trojer 57.09; 5, Hélène Huart FRA 57.13; 6, Maria João Lopes POR 58.86; 7, Semra Aksu TUR 59.13

Heat 3: 1, Brown King 55.35; 2, Helander-Kuusisto 55.42; 3, Usha 55.73; 4, Usifo 56.13; 5, Helga Halldorsdóttir ISL 57.82; 6, Marie Womplou CIV 58.46; 7, Gerda Haas AUT 58.65

Heat 4: 1, Khromova 55.21; 2, Williams 55.53; 3, Abt 55.83; 4, Liliana Chalá ECU 58.39; 5, Gwen Wall CAN 58.66; 6, Maria Fialho BRA 58.93; Genowefa Blaszk POL DQ

Heat 5: 1, Ulrich 56.75; 2, Farmer 56.76; 3, Tata-Muya 57.11; 4, Cristina Pérez ESP 57.23; 5, Erika Szopori HUN 58.09; 6, Sally Fleming AUS 58.87; Fatima Podie BUR DQ

Semi-finals (First 4 to final) (Sep 1)

Heat 1: 1, Busch 54.41; 2, Farmer 54.68; 3, Helander-Kuusisto 54.76; 4, Williams 54.82; 5, Margarita Khromova URS 54.86; 6, LaTanya Sheffield USA 56.65; 7, Rose Tata-Muya KEN 57.65; Maria Usifo NGR DNS

Heat 2: 1, Ulrich 54.72; 2, Flintoff-King 55.08; 3, Ambrazienė 55.47; 4, Brown King 55.55; 5, Gudrun Abt FRG 55.59; 6, P.T. Usha IND 55.89; 7, Christina Wennberg SWE 56.56; 8, Irmgard Trojer ITA 57.86

Tokyo 1991**Final (Aug 29)**

1,	Tatyana Ledovskaya	URS	53.11
2,	Sally Gunnell	GBR	53.16
3,	Janeene Vickers	USA	53.47
4,	Sandra Farmer-Patrick	USA	53.95
5,	Kim Batten	USA	53.98
6,	Anita Protti	SUI	54.25
7,	Heike Meissner	GER	55.26
8,	Margarita Ponomaryova	URS	55.27

At the 1988 Olympic Games, Tatyana Ledovskaya lost the gold medal by easing up prematurely at the finish. In Tokyo, the Soviet hurdler won as her rivals made mistakes in the closing stages. Like several of her teammates, Ledovskaya had raced sparingly in 1991. Instead, the favourites for Tokyo were Gunnell and Farmer-Patrick. The Briton won her semi-final from Ledovskaya, who laboured at the finish and looked overweight.

This proved an illusion, for in the final Ledovskaya (lane 6) sprinted away from Gunnell and Farmer-Patrick (lanes 5 and 4). At the fifth touchdown she had a lead of three metres, and she added to this with a dazzling turn of speed between hurdles six and eight.

The Briton made her move in the homestraight, overtaking Farmer-Patrick and gaining ominously on Ledovskaya between the last two hurdles. But Gunnell stuttered slightly and lost some momentum on clearing the final barrier. Farmer-Patrick also took the last hurdle badly and clashed arms with Gunnell when she landed awkwardly. Meanwhile, Ledovskaya had a smooth clearance and held Gunnell at bay to win with the second quickest time in history.

"It was my hardest win as an athlete," said Ledovskaya, who revealed that she had only competed in Tokyo on the insistence of her coach.

First round (First 2 & 6 fastest to semi-finals) (Aug 26)

Heat 1: 1, Vickers 54.85; 2, Ledovskaya 54.94; 3, Retchakan 54.95; 4, Johansson 55.60; 5, Ann Maenhout BEL 58.39; 6, Marie Womplou CIV 58.80; 7, Elma Muros PHI 59.90

Heat 2: 1, Protti 54.53; 2, Ponomaryova 55.87; 3, Abt 56.16; 4, Lencys Montelier CUB 57.72; 5, Huang Yanhong CHN 58.05; 6, Omolade Akinremi NGR 58.25

Heat 3: 1, Gunnell 54.70; 2, Chuprina 56.15; 3, Busch 56.37; 4, Donalda Duprey CAN 56.38; 5, Lyn Massey NZL 57.55; 6, Junko Hasegawa JPN 59.71; 7, Gretha Tromp NED 60.45 (fell)

Heat 4: 1, Trojer 55.77; 2, Batten 55.77; 3, Westén 55.79; 4, Deon Hemmings JAM 57.13; 5, Nicoleta Carutasu ROU 57.26; 6, Liliana Chalá ECU 61.49; 7, Miranda Francourt SEY 65.92

Heat 5: 1, Farmer-Patrick 55.81; 2, Meissner 56.00; 3, Bidouane 56.35; 4, Rosey Edeh CAN 57.32; 5, Jacqui Parker GBR 57.81; 6, Reawadee Srithoa THA 58.74; 7, Mari Bjone NOR 59.00

Semi-finals (First 4 to final) (Aug 27)

Heat 1: 1, Protti 54.26; 2, Farmer-Patrick 54.44; 3, Vickers 54.63; 4, Meissner 54.77; 5, Gowry Retchakan GBR 54.88; 6, Frida Johansson SWE 55.36; 7, Anna Chuprina URS 55.81; 8, Nezha Bidouane MAR 56.62

Heat 2: 1, Gunnell 54.24; 2, Ledovskaya 54.36; 3, Batten 54.70; 4, Ponomaryova 55.22; 5, Monica Westén SWE 55.51; 6, Irmgard Trojer ITA 55.66; 7, Sabine Busch GER 55.93; 8, Gudrun Abt GER 56.17

Stuttgart 1993**Final (Aug 19)**

1,	Sally Gunnell	GBR	52.74WR
2,	Sandra Farmer-Patrick	USA	52.79
3,	Margarita Ponomaryova	RUS	53.48
4,	Kim Batten	USA	53.84
5,	Tonja Buford	USA	54.55
6,	Deon Hemmings	JAM	54.99
7,	Rosey Edeh	CAN	55.19
8,	Natalya Torshina	KAZ	55.78

Some viewed the clash between Gunnell and Farmer-Patrick as the best race ever in a World Championships. The Briton was the favourite after moderate early-season form by the American, but Farmer-Patrick had since switched coaches and showed a marked improvement in Stuttgart. She clocked a season's best in the semi-finals.

Two days later, the American (lane 6) raced into a comfortable lead by 200m but Gunnell ran a strong bend and drew level by the eighth hurdle. Surprisingly, the American was able to pull away again. She gained a little ground from Gunnell at both the remaining hurdles. The race was decided on the 40m run-in. Gunnell managed to edge in front, but it was so close that several seconds passed before she realised she had won the race and broken the world record. Farmer-Patrick, who fell to the track at the finish, was also inside the old record.

First round (First 4 & 4 fastest to semi-finals) (Aug 16)

Heat 1: 1, Gunnell 55.06; 2, Rieger 56.30; 3, Johansson 56.81; 4, Carutasu 57.13; 5, Monika Warnicka POL 57.38; 6, Anabella Von Kesselstat ARG 57.82; 7, Zuzana Machotková TCH 59.53

Heat 2: 1, Ledovskaya 55.37; 2, Meissner 55.84; 3, Parris 56.19; 4, Maenhout 56.48; 5, Lana Uys RSA 56.55; 6, Marta Moreira POR 58.06; 7, Jupira da Graça BRA 58.79

Heat 3: 1, Ponomaryova 54.68; 2, Buford 55.42; 3, Edeh 55.70; 4, Westén 56.34; 5, Parker 56.93; 6, Linda Kisabaka GER 57.02; 7, Marjut Toyli FIN 60.16; 8, Ivette Sánchez PAN 67.89

Heat 4: 1, Olga M. Nazarova 55.31; 2, Farmer-Patrick 55.70; 3, Hemmings 55.94; 4, Retchakan 56.31; 5, Silwia Pachut POL 56.92; 6, Miriam Alonso ESP 58.62; 7, Alejandra Quintanar MEX 60.04

Heat 5: 1, Batten 55.37; 2, Torshina 55.51; 3, Knoroz 55.54; 4, Kurochkina 55.69; 5, Duprey 56.80; 6, Mary Estelle Kapalu VAN 60.29; 7, Nezha Bidouane MAR DNF; Yana Burtasenkova MDA DNS

Semi-finals (First 2 & 2 fastest to final) (Aug 17)

Heat 1: 1, Gunnell 53.95; 2, Buford 54.38; 3, Heike Meissner GER 54.64; 4, Anna Knoroz RUS 55.12; 5, Tatyana Kurochkina BLR 55.64; 6, Debbie-Ann Parris JAM 55.80; 7, Sylwia Pachut POL 56.31; 8, Nicoleta Carutasu ROU 56.61

Heat 2: 1, Ponomaryova 53.71; 2, Batten 54.20; 3, Torshina 54.53; 4, Edeh 54.53; 5, Silvia Rieger GER 54.90; 6, Monica Westén SWE 55.88; 7, Ann Maenhout BEL 56.14; 8, Jacqui Parker GBR 56.68

Heat 3: 1, Farmer-Patrick 53.88; 2, Hemmings 54.12; 3, Tatyana Ledovskaya BLR 54.60; 4, Olga M. Nazarova RUS 55.51; 5, Gowry Retchakan GBR 55.96; 6, Donalda Duprey CAN 56.16; 7, Frida Johansson SWE 56.48; 8, Lana Uys RSA 57.40

Gothenburg 1995**Final (Aug 11)**

1,	Kim Batten	USA	52.61WR
2,	Tonja Buford	USA	52.62
3,	Deon Hemmings	JAM	53.48
4,	Heike Meissner	GER	54.86
5,	Tatyana Tereshchuk	UKR	54.94
6,	Silvia Rieger	GER	55.01
7,	Ionela Tîrlea	ROU	55.46
8,	Natalya Torshina	KAZ	56.75

Absent, for various reasons, were Sally Gunnell, Sandra Farmer-Patrick and Marie-José Pérec. It was felt that the event was of a low standard and this seemed to be confirmed by the preliminary races; a time of 56.75 was sufficient to win a place in the final. There was no indication of the tremendous race which was to unfold.

The principal contenders were the Americans Tonja Buford and Kim Batten. Batten (lane 5) went out hardest and led at 200m from Hemmings. Buford (lane 3) ran an excellent final bend and was level with her team-mate at the eighth barrier. Batten had a slight edge down the finishing straight but Buford did not fade. Batten's advantage was cut when she stuttered at the 10th hurdle. Buford – shorter of the two but with a longer stride – closed further on the run-in, but at the line it was Batten who produced the more determined dip. It won her not only the gold medal but also a world record of 52.61. For the second successive World Championship, the runner-up was also inside the previous record as Buford clocked 52.62.

"I was really scared," said Batten. "Tonja's pretty quick on her feet. I didn't know if I'd beat her."

"I felt if I could get to the eighth hurdle in the lead, I could beat Kim," said Buford. "I couldn't quite get her but I'm still excited to beat the world record."

The winner had undergone an emergency appendectomy the previous May and only just recovered in time to contest the US trials for Gothenburg.

First round (First 3 & 4 fastest to semi-finals) (Aug 8)

Heat 1: 1, Buford 55.15; 2, Tereshchuk 56.16; 3, Torshina 56.23; 4, Warnicka 56.88; 5, Olga M. Nazarova 57.64; 6, Louise Fraser GBR 57.99; 7, Åsa Carlsson SWE 58.42

Heat 2: 1, Batten 55.71; 2, Tîrlea 58.47; 3, Arnardóttir 58.57; 4, Zhanna Sokolova TJK 63.16; Hsu Pei-chin TPE & Tatyana Kurochkina BLR DQ (r163.7); Rosey Edeh CAN DNS

Heat 3: 1, Hemmings 54.72; 2, Rieger 55.75; 3, Ledovskaya 56.03; 4, Akinremi 56.46; 5, Miriam Alonso ESP 58.36; 6, Nezha Bidouane MAR DQ (r168.7)

Heat 4: 1, Meissner 55.95; 2, Williams 55.98; 3, van Derveen 56.32; 4, Lenskaya 57.52; 5, Debbie-Ann Parris JAM 57.83; 6, Marie Womplou CIV 58.67

Semi-finals (First 4 to final) (Aug 9)

Heat 1: 1, Buford 55.30; 2, Tereshchuk 56.09; 3, Torshina 56.52; 4, Meissner 56.75; 5, Monika Warnicka POL 56.88; 6, Olga M. Nazarova RUS 56.89; 7, Trevaia Williams USA 64.84; Karen van Derveen RSA DQ (r163.3)

Heat 2: 1, Batten 54.15; 2, Hemmings 54.33; 3, Rieger 55.69; 4, Tîrlea 56.21; 5, Lade Akinremi NGR 57.07; 6, Gudrun Arnardóttir ISL 57.29; 7, Irina Lenskaya UKR 57.33; Tatyana Ledovskaya BLR DQ (r168.7)

Athens 1997**Final (Aug 8)**

1,	Nezha Bidouane	MAR	52.97
2,	Deon Hemmings	JAM	53.09
3,	Kim Batten	USA	53.52
4,	Tatyana Tereshchuk	UKR	53.81
5,	Debbie-Ann Parris	JAM	54.19
6,	Tonja Buford-Bailey	USA	54.77
7,	Susan Smith	IRL	55.25
8,	Andrea Blackett	BAR	55.63

The form book pointed to a battle royal between defending champion and world record holder Batten and her Olympic conqueror Hemmings. They did indeed battle it out far ahead of the rest until Batten made a serious mistake at the eighth hurdle and the Jamaican appeared to have the race locked up. However, Bidouane – who had pulled off a shock win over Batten and Hemmings in Rome in June – had other ideas. Buoyed up by an African record of 53.48 in winning her semi, the Moroccan took no notice of her rivals' furious pace – touching down after the sixth hurdle in 28.44 as against Hemmings' 27.76 – and consequently found herself with plenty left for the closing stages. A distant fourth entering the finishing straight, she drew level with Batten at the last hurdle and edged past an astonished Hemmings in the final few strides for victory in 52.97.

Until this race Bidouane's international championship career had hardly set the world aflame. A semi-finalist at the 1991 Worlds and 1992 Olympics, she failed to finish her heat at the 1993 World Championships, was disqualified in her heat two years later and had to miss the Atlanta Olympics because of Achilles tendon surgery. She became the second Moroccan woman to win a major 400m hurdles title, Nawal El Moutawakel having triumphed at the 1984 Olympics.

A sad footnote: Making an encouraging comeback after injury, Gunnell (the 1993 champion in world record time) clocked her best time for three years with 54.53 in her heat only to re-injure herself

warming down and being forced to withdraw from her semi-final. It was the end of a brilliant career.

First Round (First 3 & 4 fastest to semi-finals) (Aug 5)

Heat 1: 1, Hemmings 54.42; 2, Gunnell 54.53; 3, Goossens 54.84; 4, Blackett 55.26; 5, Tatyana Ledovskaya BLR 56.88; 6, Rebecca Buchanan USA 57.79; 7, Hristina Panagou GRE 61.14

Heat 2: 1, Tereshchuk 55.17; 2, Buford-Bailey 55.25; 3, Knoroz 55.34; 4, Alonso 55.57; 5, Arnardóttir 55.76; 6, Donalda Duprey CAN 56.73; 7, Inicia da Fonseca STP 61.39

Heat 3: 1, Batten 54.56; 2, Smith 54.61; 3, Bakhvalova 55.08; 4, Haughton 55.27; 5, Judit Szekeres HUN 55.99; 6, Carla Barbarino ITA 57.05; 7, Rikke Rønholm DEN 57.26

Heat 4: 1, Bidouane 55.53; 2, Rieger 55.64; 3, Parris 55.84; 4, Irina Lenskaya UKR 56.05; 5, Natalya Torshina KAZ 56.64; 6, Ryan Tolbert USA 56.67

Semi-finals (First 4 to final) (Aug 6)

Heat 1: 1, Batten 53.67; 2, Tereshchuk 54.02; 3, Parris 54.72; 4, Smith 54.72; 5, Yekaterina Bakhvalova RUS 55.02; 6, Silvia Rieger GER 55.08; 7, Karlene Haughton JAM 55.33; 8, Miriam Alonso ESP 55.49

Heat 2: 1, Bidouane 53.48; 2, Hemmings 53.82; 3, Buford-Bailey 54.48; 4, Blackett 54.74; 5, Gudrun Arnardóttir ISL 54.93; 6, Anna Knoroz RUS 55.28; 7, Ester Goossens NED 56.17; Sally Gunnell GBR DNS

Seville 1999

Final (Aug 25)

1,	Daimí Pernía	CUB	52.89
2,	Nezha Bidouane	MAR	52.90
3,	Deon Hemmings	JAM	53.16
4,	Andrea Blackett	BAR	53.36
5,	Sandra Glover	USA	53.65
6,	Michelle Johnson	USA	54.23
7,	Tatyana Tereshchuk	UKR	54.33
8,	Debbie-Ann Parris	JAM	56.24

Defending champion Bidouane and Olympic Champion Hemmings went into the event as co-favourites, their prospects enhanced as an injured Tîrlea was a non-starter. They duly won their semi-finals but in the final both were shocked by World Student Games Champion Pernía. The 22 year-old Cuban had made enormous progress already that year, from 55.51 to 53.44, but again was a revelation. Drawn in lane 5 with Bidouane (4) and Hemmings (3) inside her, she led into the finishing straight. She was still ahead when she clattered the last hurdle, seemingly destroying her chances of an upset victory. Bidouane seized the initiative, but Pernía not only miraculously kept her feet but managed to recover so quickly that her strong finish pipped Bidouane on the line.

It was so close that Bidouane, who set an African record of 52.90, wrapped herself in the Moroccan flag and began a lap of honour, only to fall to the track in horror when she heard the result. Pernía's 52.89, a Cuban record, ranked her sixth fastest of all-time while London-born Blackett set a Barbadian record of 53.36 in fourth place.

First round (First 3 & 4 fastest to semi-finals) (Aug 22)

Heat 1: 1, Blackett 54.74; 2, Pernía 54.88; 3, Szekeres 55.04; 4, Diouf 55.30; 5, Ann Mercken BEL 55.84; 6, Natasha Danvers GBR 56.22; 7, Delfina Joaquim ANG 59.34

Heat 2: 1, Bidouane 54.64; 2, Parris 55.35; 3, Dudgeon 55.38; 4, Joanna Hayes USA 55.38; 5, Gudrún Arnardóttir ISL 55.45; 6, Frida Svensson SWE 55.59; 7, Olga Dor ISR 57.23

Heat 3: 1, Glover 54.47; 2, Tereshchuk 54.61; 3, Bakhvalova 54.65; 4, Urbansky 54.67; 5, Niederstatter 55.10; 6, Mary-Estelle Kapalu VAN 61.86; Karlene Haughton CAN DQ (r163.3)

Heat 4: 1, Hemmings 54.27; 2, Johnson 54.79; 3, Torshina 54.95; 4, Smith-Walsh 55.06; 5, Keri Maddox GBR 55.33; 6, Petra Söderström FIN 56.93; 7, Ieva Zunda LAT 57.90

Semi-finals (First 4 to final) (Aug 23)

Heat 1: 1, Hemmings 54.00; 2, Blackett 54.18; 3, Tereshchuk 54.55; 4, Johnson 54.67; 5, Tacko Diouf SEN 55.17; 6, Sinead Dudgeon GBR 55.69; 7, Yekaterina Bakhvalova RUS 55.76; 8, Ulrike Urbansky GER 55.81

Heat 2: 1, Bidouane 53.95; 2, Pernía 53.96; 3, Glover 54.17; 4, Parris 54.81; 5, Judit Szekeres HUN 54.86; 6, Susan Smith-Walsh IRL 55.20; 7, Natalya Torshina KAZ 55.26; 8, Monica Niederstatter ITA 55.57

2,	Yuliya Nosova	RUS	54.27
3,	Daimí Pernía	CUB	54.51
4,	Tonja Buford-Bailey	USA	54.55
5,	Debbie-Ann Parris	JAM	54.68
6,	Ionela Tîrlea	ROU	55.36
7,	Deon Hemmings	JAM	55.83
8,	Sandra Glover	USA	57.42

Bidouane regained her title with ease. She waited as first Pernía then Nosova led before storming away after the eighth barrier. Her winning margin of 0.93 was the widest ever in this event, and her winning time was a world-leading 53.34. Even so, the race was well below the standard set at the past five editions.

First round (First 3 & 4 fastest to semi-finals) (Aug 5)

Heat 1: 1, Bidouane 54.55; 2, Parris 54.81; 3, Pskit 55.45; 4, Harrison 55.63; 5, Torshina 55.69; 6, Haughton 55.94

Heat 2: 1, Nosova 54.43; 2, Buford-Bailey 54.99; 3, Tîrlea 55.41; 4, Olichwierczuk 55.98; 5, Tacko Diouf SEN 56.44; 6, Sylvanie Morandais FRA 56.85; 7, Keri Maddox GBR 57.55

Heat 3: 1, Glover 55.38; 2, Pernía 55.40; 3, Niederstätter 55.83; 4, Natasha Danvers GBR 56.36; 5, Surita Febbraio RSA 56.80; 6, Melanie Walker JAM 57.10

Heat 4: 1, Hemmings 55.39; 2, Dudgeon 56.07; 3, Taylor 56.28; 4, Heike Meissner GER 56.79; 5, Andrea Blackett BAR 57.10; 6, Norasheela Khalid MAS 59.12

Semi-finals (First 4 to final) (Aug 6)

Heat 1: 1, Pernía 53.81; 2, Bidouane 53.85; 3, Parris 53.88; 4, Glover 55.04; 5, Malgorzata Pskit POL 55.28; 6, Karlene Haughton CAN 55.68; 7, Monika Niederstätter ITA 56.37; 8, Natalya Torshina KAZ 56.45

Heat 2: 1, Nosova 54.03; 2, Buford-Bailey 54.15; 3, Hemmings 54.47; 4, Tîrlea 54.92; 5, Anna Olichwierczuk POL 55.64; 6, Brenda Taylor USA 56.52; 7, Yvonne Harrison PUR 56.70; 8, Sinead Dudgeon GBR 56.92

Paris 2003

Final (Aug 28)

1,	Jana Pittman	AUS	53.22
2,	Sandra Glover	USA	53.65
3,	Yuliya Pechonkina	RUS	53.71
4,	Ionela Tîrlea	ROU	54.71
5,	Tatyana Tereshchuk-Antipova	UKR	54.61
6,	Andrea Blackett	BAR	54.79
7,	Heike Meissner	GER	55.60
8,	Surita Febbraio	RSA	55.90

Three weeks before the final Pechonkina (née Nosova) had surprisingly cut the world record to 52.34. In the preliminaries, she went off hard, then eased to fast clockings of 54.01 and 53.57. In the final the Russian raced off again in lane 5, making up the stagger on Glover (lane 6) by the fourth hurdle. The other protagonist, Pittman, was drawn inside Pechonkina.

The Russian continued to look set for a sub-53 clocking until faltering at the eighth hurdle. She was 5m ahead at the ninth but slowing. Pittman and the smooth-striding Glover were closing the gap. The young Australian caught the Russian with 5m to go then Glover also nipped ahead of Pechonkina, who revealed "at the ninth I felt some pressure on my hip muscles and decided not to sprint flat out to avoid injury."

First round (First 3 & 4 fastest to Semi-finals) (Aug 24)

Heat 1: 1, Pechonkina 54.01; 2, Tereshchuk-Antipova 55.28; 3, Hayes 56.10; 4, Androula Sialou CYP 56.11; 5, Rebecca Wardell NZL 56.51; 6, Monika Niederstätter ITA 56.62; 7, Salhate Djmalidine COM 58.91

Heat 2: 1, Febbraio 55.41; 2, Meissner 55.80; 3, Torshina 55.86; 4, Danvers 56.02; 5, Blackett 56.05; 6, Tacko Diouf SEN 56.22; 7, Jessica Miller URU 61.03; 8, Diala El-Chab LIB 62.90

Heat 3: 1, Pittman 54.80; 2, McIntosh 55.53; 3, Kampf 55.79; 4, Anna Jesien POL 56.07; 5, Ieva Zunda LAT 56.87; 6, Velveth Moreno PAN 63.55; Yvonne Harrison PUR DNF

Heat 4: 1, Glover 54.48; 2, Tîrlea 54.98; 3, Pskit 55.18; 4, Beckford 55.75; 5, Olivero 55.95; 6, Makiko Yoshida JPN 57.08; 7, Aissata Soulama BUR 61.86

Semi-finals (First 4 to final) (Aug 24)

Heat 1: 1, Pittman 53.77; 2, Glover 53.90; 3, Tereshchuk-Antipova 54.26; 4, Meissner 55.00; 5, Natalya Torshina KAZ 55.24; 6, Joanna Hayes USA 55.35; 7, Natasha Danvers GBR 55.48; 8, Cora Olivero ESP 55.82

Heat 2: 1, Pechonkina 53.57; 2, Tîrlea 54.84; 3, Febbraio 55.18; 4, Blackett 55.33; 5, Stephanie Kampf GER 55.35; 6, Allison Beckford JAM 55.76; 7, Malgorzata Pskit POL 56.21; Raasin McIntosh USA DNF

Edmonton 2001

Final (Aug 8)

1,	Nezha Bidouane	MAR	53.34
----	----------------	-----	-------

Helsinki 2005

Final (Aug 13)

1,	Yuliya Pechonkina	RUS	52.90
2,	Lashinda Demus	USA	53.27
3,	Sandra Glover	USA	53.32
4,	Anna Jesien	POL	54.17
5,	Huang Xiaoxiao	CHN	54.57
6,	Andrea Blackett	BAR	55.06
7,	Tatyana Tereshchuk-Antipova	UKR	55.09
8,	Malgorzata Pskit	POL	55.58

In previous championships Pechonkina had often under-performed when it came to finals. In Helsinki she was much the quickest in the heats before running the fastest time of the semis with 53.86, beating Demus handily.

There was drama at the start of the final when twice Pechonkina was warned that her foot was illegally placed in her blocks at the "set" stage. Out in lane eight, Demus led for the first half of the race, and then Pechonkina's power began to tell, and she won by 3m from Demus, who had to close strongly to take the silver from 36 year-old Sandra Glover. A United States protest that Pechonkina's lead leg had gone round the first hurdle was rejected.

First round (First 4 & 4 fastest to semi-finals) (Aug 10)

Heat 1: 1, Pechonkina 53.77; 2, Pskit 55.72; 3, Hantzi-Neag 56.15; 4, Blackett 56.32; 5, Marx 56.60; 6, Sanders 56.83; 7, Norasheela Mohd Khalid MAS 57.58

Heat 2: 1, Jesien 55.79; 2, Ceccarelli 56.00; 3, Gundert 56.53; 4, Dortch 56.54; 5, Stoddart 56.55; 6, Jessica Aguilera NCA 64.43; Wang Xing CHN DQ (r168.7)

Heat 3: 1, Glover 55.31; 2, Febbraio 55.89; 3, Chrust-Rozej 56.35; 4, Hejnová 56.86; 5, Olivero 56.96; 6, Natalya Alimzhanova KAZ 58.26; 7, Salhate Djmalidine COM 60.33

Heat 4: 1, Demus 56.63; 2, de Jong 56.95; 3, Gulumyan 57.21; 4, Parris 58.27; 5, Josanne Lucas TRI 58.99; 6, Aissata Soulama BUR 59.28; 7, Ilona Ranta FIN 59.42

Heat 5: 1, Tereshchuk-Antipova 56.16; 2, Huang 56.56; 3, Niederstätter 57.18; 4, Smith 58.33; 5, Vanya Stambolova BUL 58.99

Semi-finals (First 2 & 2 fastest to final) (Aug 11)

Heat 1: 1, Jesien 54.34; 2, Huang 54.34; 3, Blackett 54.79; 4, Tereshchuk-Antipova 55.13; 5, Claudia Marx GER 55.64; 6, Marjolein de Jong NED 55.92; 7, Shauna Smith USA 55.97; 8, Monika Niederstätter ITA 56.14

Heat 2: 1, Glover 54.16; 2, Pskit 55.20; 3, Benedetta Ceccarelli ITA 55.41; 4, Tawa Dortch CAN 55.58; 5, Oksana Gulumyan RUS 56.12; 6, Shevon Stoddart JAM 56.49; 7, Hristina Hantzi-Neag GRE 57.11; Nicola Sanders GBR DQ (r168.7) (56.25)

Heat 3: 1, Pechonkina 53.86; 2, Demus 55.00; 3, Surita Febbraio RSA 55.74; 4, Debbie-Ann Parris JAM 55.96; 5, Cora Olivero ESP 56.47; 6, Marta Chrust-Rozej POL 56.80; 7, Zuzana Hejnová CZE 57.29; Louise Gundert SWE DQ (r168.7)

Osaka 2007

Final (Aug 30)

1,	Jana Rawlinson	AUS	53.31
2,	Yuliya Pechonkina	RUS	53.50
3,	Anna Jesien	POL	53.92
4,	Nickiesha Wilson	JAM	54.10
5,	Huang Xiaoxiao	CHN	54.15
6,	Yevgeniya Isakova	RUS	54.50
7,	Tiffany Williams	USA	54.63
8,	Tasha Danvers-Smith	GBR	54.94

The world list was headed by Williams (53.28) and Johnson (53.29), but neither athlete had run quicker than 54.40 since June, while the enigmatic Pechonkina had won the Russian title at the end of July in 53.61. Also rounding into form was Rawlinson (née Pittman), the 2003 winner, who had won in Monaco on July 25 with 53.46.

Williams had been the fastest in the heats, Rawlinson, Pechonkina and Jesien were the semi-final winners. Williams, in the outside lane, started fastest in the final, but soon faded, and the gold was fought out between Rawlinson and Pechonkina. The Australian was ahead of the Russian from the second hurdle on, and it was only at the last barrier that Pechonkina was able to close within 0.20 of Rawlinson. Showing great ability to run her best when it mattered, Rawlinson's time was the second best of her life, the best coming when she won the 2003 title, and in doing so she tied Nezha Bidouane as the only athlete to win two 400 hurdles women's titles, but still no-one has defended this title (or the women's marathon) successfully.

First round (First 4 & 4 fastest to second round) (Aug 27)

Heat 1: 1, Pechonkina 54.50; 2, Wilson 55.15; 3, Danvers-Smith 55.67; 4, Leach 55.95; 5, Hantzi-Neag 56.37; 6, Satomi Kubokura JPN 57.01; 7, Ilona Ranta FIN 57.64; 8, Nadia Nazir PAK 64.76

Heat 2: 1, Williams 54.24; 2, Jesien 55.01; 3, Azarova 55.93; 4, Kirilova 56.77; 5, Aissata Soulama BUR 57.06; 6, Anastasiya Rabchenyuk UKR 57.31; 7, Özge Gürler TUR 57.40

Heat 3: 1, Tereschuk-Antipova 54.74; 2, Walker 55.40; 3, Halkiá 55.66; 4, Hejnová 55.87; 5, Bikert 56.23; 6, Elodie Ouédraogo BEL 56.44; 7, Ulrike Urbansky GER 56.76; 8, Michelle Carey IRL 57.10

Heat 4: 1, Rawlinson 54.77; 2, Ivanova 55.52; 3, Adam 55.80; 4, Tirlea 55.90; 5, Spencer 55.93; 6, Mårtensson 56.19; 7, Joke Odumosu NGR 59.05

Heat 5: 1, Huang 55.64; 2, Isakova 56.02; 3, Johnson 56.30; 4, Kron 57.28; 5, Andrea Blackett BAR 57.70; 6, Lamia El Habz MAR 57.81; 7, Lucimar Teodoro BRA 58.32

Semi-finals (First 2 & 2 fastest to final) (Aug 28)

Heat 1: 1, Rawlinson 53.57; 2, Danvers-Smith 54.08; 3, Isakova 54.11; 4, Tatyana Tereschuk-Antipova UKR 54.38; 5, Sheena Johnson USA 54.55; 6, Zuzana Hejnová CZE 55.04; 7, Erica Mårtensson SWE 56.46; 8, Kaiiese Spencer JAM 56.69

Heat 2: 1, Pechonkina 53.82; 2, Huang 54.00; 3, Melaine Walker JAM 54.54; 4, Tatyana Azarova KAZ 55.74; 5, Christina Kron GER 56.05; 6, Nicole Leach USA 56.10; 7, Fani Halkiá GRE 56.58; 8, Yekaterina Bikert RUS 60.07

Heat 3: 1, Jesien 53.86; 2, Wilson 53.97; 3, Williams 54.15; 4, Natalya Ivanova RUS 54.88; 5, Ionela Tirlea ROU 55.41; 6, Mona Jabir Ahmed SUD 55.65; 7, Tsvetelina Kirilova BUL 56.03; 8, Hristina Hantzi-Neag GRE 56.35

400 METRES HURDLES

Multiple Medallists:

4	Yuliya Nosova/Pechonkina	RUS	01-2, 03-3, 05-1, 07-2
3	Deon Hemmings	JAM	95-3, 97-2, 99-3
	Nezha Bidouane	MAR	97-1, 99-2, 01-1
2	Ellen Neumann/Fiedler	GDR	80-2, 83-3
	Sally Gunnell	GBR	91-2, 93-1
	Kim Batten	USA	95-1, 97-3
	Daimí Pernía	CUB	99-1, 01-3
	Sandra Glover	USA	03-2, 05-3
	Jana Pittman/Rawlinson	AUS	03-1, 07-1

Most Finals:

5	Hemmings		93-6, 95-3, 97-2, 99-3, 01-7
	Tatyana Tereshchuk/Antipova	UKR	95-5, 97-4, 99-7, 03-5, 05-7
4	Batten		91-5, 93-4, 95-1, 97-3
	Tonja Buford/Bailey	USA	93-5, 95-2, 97-6, 01-4
	Andrea Blackett	BAR	97-8, 99-4, 03-6, 05-6
	Glover		99-5, 01-8, 03-2, 05-3
	Nosova/Pechonkina		

Most Appearances:

7	Natalya Torshina/Alimzhanova	KAZ	93-8, 95-8, 97-5h4, 99-7s2, 01-8s1, 03-5s1, 05-6h3
6	Bidouane		91-8s1, 93-dnf/h5, 95-dq/h3, 97-1, 99-2, 01-1
	Hemmings		91-4h4, 93-6, 95-3, 97-2, 99-3, 01-7
	Debbie-Ann Parris/Thymes	JAM	93-6s1, 95-5h4, 97-5, 99-8, 01-5, 05-4s3
	Tereshchuk/Antipova		95-5, 97-4, 99-7, 03-5, 05-7, 07-4s1
	Andrea Blackett	BAR	97-8, 99-4, 01-5h4, 03-6, 05-6, 07-5h5

National Placings:

	1	2	3	4	5	6	7	8	Points
USA	1	4	3	3	4	2	2	2	97
GER	2	1	3	3	1	1	2	-	67
JAM	-	1	2	2	2	1	1	1	43
RUS	1	2	2	-	-	1	-	-	37
URS	2	1	-	-	-	1	-	1	27
AUS	2	1	-	-	-	-	1	-	25
MAR	2	1	-	-	-	-	-	-	23
GBR	1	1	-	-	1	-	1	1	22
UKR	-	-	-	1	2	-	2	-	17
CUB	1	-	1	-	-	-	-	-	14
ESP	1	-	1	-	-	-	-	-	14
POL	-	-	1	1	-	-	-	1	12
BAR	-	-	-	1	-	2	-	1	12
ROU	-	-	-	1	-	1	1	1	11
CHN	-	-	-	-	2	-	-	-	8
DEN	-	1	-	-	-	-	-	-	7
IRL	-	-	-	1	-	-	1	-	7
SUI	-	-	-	-	-	2	-	-	6
FIN	-	-	-	-	1	-	-	-	4
CAN	-	-	-	-	-	-	2	-	4
NOR	-	-	-	-	-	1	-	-	3
SWE	-	-	-	-	-	1	-	-	3
KAZ	-	-	-	-	-	-	-	2	2
RSA	-	-	-	-	-	-	-	1	1
Totals	13	13	13	13	13	13	13	11	466

High Jump**Helsinki 1983****Final (Aug 9)**

1,	Tamara Bykova	URS	2.01
2,	Ulrike Meyfarth	FRG	1.99
3,	Louise Ritter	USA	1.95
4,	Colleen Sommer	USA	1.95
5,	Kerstin Brandt	GDR	1.92
6,	Debbie Brill	CAN	1.88
7,	Susanne Helm	GDR	1.88
8,	Olga Juha	HUN	1.88

9, Vanessa Browne AUS 1.88; =10, Andrea Bienias GDR & Silvia Costa CUB 1.84; =12, Maryse Ewanjé-Epée FRA, Katalin Sterk HUN & Minna Vehmästo FIN 1.84; 15, Chris Soetewey BEL 1.84; 16, Yang Wenqin CHN 1.84; 17, Larisa Kositsyna URS 1.80; 18, Zheng Dazhen CHN 1.80

Series	1.75	1.80	1.84	1.88	1.92	1.95	1.97	1.99
	<u>2.01</u>	<u>2.03</u>						
Bykova	-	o	o	o	o	o	o	xo
	o	xxx						
Meyfarth	-	o	o	o	o	xo	xo	o
	x	xx						
Ritter	-	o	o	o	xo	xo	xxx	
Sommer	-	o	o	o	xo	xxo	xxx	
Brandt	-	o	xo	xxo	xo	xxx		
Brill	-	o	o	o	xxx			
Helm	-	o	o	xo	xxx			
Juha	o	o	xo	xo	xxx			

Bykova and Meyfarth staged a compelling battle for the gold medal. The former (half Russian, half Greek) had a perfect record of first-time clearances at every height up to and including 1.97. Meyfarth – the world record holder – was the only other athlete to go that high, but had recorded one failure at both 1.95 and 1.97.

Meanwhile the bronze medal had been won by Ritter, who cleared 1.95 on her second attempt to beat her compatriot Sommer on count-back.

At 1.99, Bykova faltered for the first time with a clumsy failure. Meyfarth saw her chance and went over first time to take the lead. Bykova made it on her second try and the bar went up to 2.01.

The Soviet jumper went over first time again and regained the lead, as Meyfarth failed. The West German passed and took her remaining two tries, unsuccessfully, at 2.03. Bykova, now confirmed as the winner, also had three unsuccessful attempts at this world record height.

Qualifying round (1.90 or top 12 to final) (Aug 7)

Group A qualifiers: Brandt, Bykova, Sommer & Helm 1.90; Soetewey, Vehmästo, Sterk & Zheng 1.87

Non-qualifiers: Sara Simeoni ITA, Gillian Evans GBR, Gaby Meier SUI & Brigitte Reid CAN 1.84; Thordis Gisladóttir ISL, Megumi Sato & Christine Stanton AUS 1.80; Iona Smith AIA 1.50

Group B qualifiers: Meyfarth, Ritter, Bienias & Brill 1.90; Juha, Kositsyna, Ewanjé-Epée, Browne, Costa & Yang 1.87

Non-qualifiers: Niculina Vasile ROU 1.84; Emese Bela HUN, Susanne Lorentzon SWE & Lidija Lapajne YUG 1.80; Hisayo Fukumitsu JPN 1.75; Kawther Akremi TUN & Klodeta Gjini ALB 1.70

Rome 1987**Final (Aug 30)**

1,	Stefka Kostadinova	BUL	2.09WR
2,	Tamara Bykova	URS	2.04
3,	Susanne Beyer	GDR	1.99
4,	Silvia Costa	CUB	1.96
5,	Larisa Kositsyna	URS	1.96
6,	Heike Redetzky	FRG	1.96
7,	Svetlana Isaeva	BUL	1.93
=8,	Lyudmila Avdyeenko	URS	1.93
	Louise Ritter	USA	1.93

10, Madely Beaugendre FRA 1.93; 11, Coleen Sommer USA 1.93; 12, Lyudmila Andonova BUL 1.85

Series	1.85	1.90	1.93	1.96	1.99	2.02	2.04	2.06
	<u>2.08</u>	<u>2.09</u>						
Kostadinova	o	o	-	o	o	o	xxo	xo
	-	xo						
Bykova	o	o	o	o	o	o	o	xx
	x							

	1.85	1.90	1.93	1.96	1.99	2.02	2.04	2.06
Beyer	o	o	o	o	xo	xxx		
Costa	o	o	o	o	xx	x		
Kositsyna	o	o	xxo	o	xxx			
Redetzky	o	o	o	xo	xxx			
Isaeva	o	o	o	xxx				
Avdyeenko	xo	o	o	xxx				
Ritter	o	xo	o	xxx				

Like in Helsinki four years earlier, Tamara Bykova was involved in a terrific contest for the gold medal. This time her opponent was Stefka Kostadinova, the world record holder at 2.08. These two dominated the final in which they were the first two to jump.

At 1.99 the medallists were clear. Bykova and Kostadinova continued their record of first-time clearances. The only other woman to make 1.99 was Beyer, on her second attempt. She went out at 2.02. The leading two each succeeded first time. It was the first time two women had cleared that high in the same meeting.

At 2.04, Bykova went clear again but Kostadinova failed twice. She made it, easily, on her third try. The next height, 2.06, saw Bykova fail for the first time. The Bulgarian followed with a miss. Bykova failed a second time, before Kostadinova went clear to take the lead.

The Soviet jumper now needed to go higher with her last try to win. Amid the excitement of Ben Johnson's sprint win, she went for 2.08 and failed. The triumphant Kostadinova then had the bar raised to 2.09 which she cleared on her second try. Just 10 minutes after the infamous 9.83 100m, Rome had seen its second world record.

Qualifying round (1.93 or top 12 to final) (Aug 29)

Group A qualifiers: Sommer, Costa, Kostadinova, Beaugendre, Avdyeenko & Redetzky 1.91

Non-qualifiers: Amra Temim YUG, Ni Xiuling CHN, Alina Astafei ROU & Kim Hee-Sun KOR 1.88; Alessandra Bonfiglioli ITA 1.85; Sigrid Kirchmann AUT NH

Group B qualifiers: Ritter, Beyer, Bykova, Kositsyna, Andonova & Isaeva 1.91

Non-qualifiers: Megumi Sato JPN & Christine Stanton AUS 1.88; Phyllis Bluntson USA & Hanne Haugland NOR 1.85; Orlane dos Santos BRA & Thordis Gisladóttir ISL 1.80

Tokyo 1991**Final (Aug 31)**

1,	Heike Henkel	GER	2.05
2,	Yelena Yelesina	URS	1.98
3,	Inga Babakova	URS	1.96
4,	Beata Holub	POL	1.96
5,	Birgit Kähler	GER	1.93
6,	Stefka Kostadinova	BUL	1.93
7,	Tamara Bykova	URS	1.93
8,	Judit Kovács	HUN	1.90

9, Sárka Nováková TCH 1.90; 10, Vanessa Ward AUS 1.90; 11, Alison Inverarity AUS 1.87; 12, Heike Balck GER 1.84

Series	1.84	1.87	1.90	1.93	1.96	1.98	2.00	2.02
	<u>2.05</u>	<u>2.07</u>						
Henkel	-	o	-	o	-	o	o	o
	o	xxx						
Yelesina	o	o	o	o	o	xo	xx	x
Babakova	o	o	o	o	o	xxx		
Holub	o	o	xo	xxo	xo	xxx		
Kähler	o	o	o	o	xxx			
Kostadinova	o	xo	o	o	xxx			
Bykova	o	o	xo	xxo	xxx			
Kovács	o	o	o	xxx				

Henkel, who as Heike Redetzky had finished sixth in Rome, was unquestionably the world's best high jumper and proved this in Tokyo with a crushing victory.

The German, who wore a tee-shirt with the message "to the top without doping", between jumps, had effectively won the gold with her first-time clearance at 1.98. The only other woman in at that height was Yelesina. She failed twice before going out with one last try at 2.02.

Henkel then had a massive clearance at 2.02 before setting a personal best of 2.05. It was only at 2.07 that the German failed for the first time.

Qualifying round (1.92 or top 12 to final) (Aug 29)

Group A qualifiers: Inverarity 1.90; Yelesina, Bykova, Nováková & Balck 1.88

Non-qualifiers: Svetlana Leseva BUL 1.86; Donata Jancewicz POL, Yolanda Henry USA Megumi Sato JPN & Tisha Waller 1.83; Lucienne N'da CIV, Venelina Veneva BUL & Thordis Gísladóttir ISL 1.79; Leslie Estwick CAN 1.75

Group B qualifiers: Babakova, Kostadinova, Henke, Kähler & Holub 1.90; Ward & Kovács 1.88

Non-qualifiers: Orlane dos Santos BRA, Debbi Marti GBR & Sue Rembao USA 1.86 Tania Murray NZL & Jana Brenkusová TCH 1.79; Sigrid Kirchmann AUT 1.75; Margarida Moreno AND 1.70; Vermilita Phillip SKN NH

Stuttgart 1993

Final (Aug 21)

1,	Ioamnet Quintero	CUB	1.99
2,	Silvia Costa	CUB	1.97
3,	Sigrid Kirchmann	AUT	1.97
=4,	Alina Astafei	ROU	1.94
	Yelena Rodina	RUS	1.94
6,	Antonella Bevilacqua	ITA	1.94
7,	Tanya Hughes	USA	1.91
8,	Valentina Gotovska	LAT	1.91

=9, Hanne Haugland NOR & Katarzyna Majchrzak POL 1.88; =11, Britta Bilac SLO, Yelena Topchina RUS & Svetlana Zalevskaya KAZ 1.88; Heike Henkel GER DNS

Series	1.80	1.85	1.88	1.91	1.94	1.97	1.99	2.01	2.05
Quintero	-	o	-	o	o	xxo	xo	-	xxx
Costa	-	o	-	o	o	o	xx	x	
Kirchmann	-	o	o	o	o	xo	xx	x	
Rodina	-	o	o	o	o	xxx			
Astafei	-	o	-	o	o	xxx			
Bevilacqua	o	o	o	o	xxo	xxx			
Hughes	o	o	o	o	xxx				
Gotovska	o	xxo	xo	o	xxx				

It was a major surprise that Kostadinova, Henkel and Astafei did not win one medal between them. The Bulgarian narrowly failed to qualify for the final, the German did but withdrew injured, and the Romanian simply did not click when it mattered most.

One of those who did rise to the occasion was Olympic fifth-placer Kirchmann, who set an Austrian record of 1.97 on her second attempt to guarantee a medal. Quintero went over on her third attempt at that height, but it was her teammate, Costa, who was in the gold medal position. She had first-time successes at 1.91, 1.94 and, easily, 1.97. Three other women went out at this height.

The three leaders all failed once at 1.99. On the second round of tries Quintero made it cleanly. Both Kirchmann and Costa failed again before passing and trying in vain for 2.01.

Quintero ended the competition with two good tries at 2.05.

Qualifying round (1.93 or top 12 to final) (Aug 19)

Group A qualifiers: Haugland, Rodina & Costa 1.93; Bilac & Kirchmann 1.90

Non-qualifiers: Stefka Kostadinova BUL & Tatyana Shevchik BLR 1.90; Heike Balck GER, Sue Rembao USA & Andrea Baumert GER 1.87; Thordis Gísladóttir ISL, Sabrina De Leeuw BEL, Krisztina Solti HUN & Niki Bakoyianni GRE 1.84; Jo Jennings GBR & Charmaine Weavers RSA & Sarka Nováková TCH 1.80; Sharon Foley IRL 1.75; Inna Gliznutsa MDA NH

Group B qualifiers: Astafei, Quintero, Topchina, Zalevskaya, Bevilacqua, Gotovska & Hughes 1.93; Henkel & Majchrzak 1.90

Non-qualifiers: Nele Zilinskiene LTU 1.90; Orlane dos Santos BRA, Connie Teaberry USA & Olga Bolshova MDA 1.87; Judit Kovács HUN & Lucienne N'da CIV 1.84; Desislava Aleksandrova BUL 1.80; Megumi Sato JPN & Orla Venter NAM 1.75; Debbie Marti GBR DNS

Gothenburg 1995

Final (Aug 13)

1,	Stefka Kostadinova	BUL	2.01
2,	Alina Astafei	GER	1.99
3,	Inga Babakova	UKR	1.99
4,	Tatyana Motkova	RUS	1.96
5,	Tatyana Shevchik	BLR	1.96
6,	Hanne Haugland	NOR	1.96
7,	Svetlana Leseva	BUL	1.93
=8,	Amy Acuff	USA	1.93
	Nele Zilinskiene	LTU	1.93

10, Yelena Topchina RUS 1.93; 11, Viktoriya Fyodorova RUS 1.90; 12, Tatyana Khranova BLR 1.85

Series	1.80	1.85	1.90	1.93	1.96	1.99	2.01	2.03
Kostadinova	-	o	o	o	o	o	xo	xxx
Astafei	-	o	xo	o	o	o	xxx	
Babakova	-	o	o	o	o	xo	xxx	
Motkova	-	o	o	o	o	xxx		
Shevchik	-	o	xxo	o	o	xxx		
Haugland	-	o	xo	o	xo	xxx		
Leseva	o	xo	o	o	xxx			
Acuff	o	o	xxo	xo	xxx			
Zilinskiene	o	xxo	o	xo	xxx			

Neither Kostadinova nor her husband and coach Nikolay Petrov had been expecting such a quick comeback for the world record holder following the birth of their son in January 1995. She began her season on July 20, leaping 1.94, and made a late decision to compete in Gothenburg.

A season's best of 1.95 in the qualifying round justified that decision. In the final, Kostadinova's great experience showed as she coped best with the difficult wind conditions and frequent interruptions by running events and medal ceremonies on the final day of the championships. She had no failures up to and including 1.99, which she cleared easily. This record put her in the lead from Astafei, whose only failure came at 1.90. The other woman in at 2.01 was Babakova. All three failed their first tries at that height; Kostadinova made it easily on her second. The title was hers again after eight years as the other two failed.

Qualifying round (1.95 or top 12 to final) (Aug 11)

Group A qualifiers: Babakova & Fyodorova 1.95; Acuff, Shevchik, Leseva & Topchina 1.93

Non-qualifiers: Venelina Veneva BUL & Heike Henkel GER 1.93; Kajsa Bergqvist SWE, Monica Iagar ROU & Alica Javad SVK 1.90; Silvia Costa CUB, Alison Inverarity AUS, Natalja Jonckheere BEL, Svetlana Munkova UZB & Kaisa Gustafsson FIN 1.85; Heike Balck GER & Irène Tiéndróbéogo BUR 1.80

Group B qualifiers: Motkova, Kostadinova, Astafei, Haugland & Zilinskiene LTU 1.95; Khranova 1.93

Non-qualifiers: Sieglinde Cadusch SUI & Svetlana Zalevskaya KAZ 1.93; Tisha Waller USA, Ioamnet Quintero CUB, Najuma Fletcher GUY & Pia Zinck DEN 1.90; Zuzana Kováčiková CZE & Olga Bolshova MDA 1.85; Connie Teaberry USA 1.80 & Monika Gollner AUT 1.80; Lea Haggett GBR 1.75; Desire du Plessis RSA DNS

Athens 1997

Final (Aug 10)

1,	Hanne Haugland	NOR	1.99
=2,	Inga Babakova	UKR	1.96
	Olga Kaliturina	RUS	1.96
4,	Yuliya Lyakhova	RUS	1.96
=5,	Kajsa Bergqvist	SWE	1.93
	Tatyana Motkova	RUS	1.93
=7,	Antonella Bevilacqua	ITA	1.93
	Britta Bilac	SLO	1.93
	Alina Astafei	GER	1.93

=10, Heike Balck GER & Hestrie Storbeck RSA 1.90; 12, Pia Zinck DEN 1.90; 13, Monica Iagar ROU 1.85

Series	1.85	1.90	1.93	1.96	1.99
Haugland	o	o	o	o	xxxx
Babakova	o	o	o	o	xxxx
Kaliturina	o	o	o	o	xxxx
Lyakhova	o	o	xxo	xxo	xxx
Bergqvist	o	xo	xo	xxx	
Motkova	o	xo	xo	xxx	
Bevilacqua	o	o	xxo	xxx	
Bilac	o	o	xxo	xxx	
Astafei	o	oo	xxo	xxx	

Four women remained in the competition as the bar was raised to 1.99. Haugland, Babakova and Kaliturina had all compiled faultless records at 1.85, 1.90, 1.93 and 1.96 to share the lead, while Lyakhova – who had made third time clearances at 1.93 and 1.96 – was in fourth place. As nobody cleared 1.99 a three-way jump-off for the gold medal was declared. The bar remained at 1.99 and Haugland, jumping first, cleared. Kaliturina and Babakova needed to do likewise to keep their hopes alive, but both failed and the title passed to the Norwegian whose father was an international long jumper and grandfather placed fourth in the triple jump at the 1946 European Championships. Injury prevented Kostadinova from defending her title.

Qualifying Round (1.94 or top 12 to final) (Aug 8)

Group A qualifiers: Bergqvist, Haugland, Storbeck, Astafei, Babakova, Kaliturina, Motkova & Zinck 1.94

Non-qualifiers: Niki Bakoyianni GRE & Solange Witteveen ARG 1.92; Angie Bradburn-Spangler USA 1.89; Tatyana Khranova BLR 1.85; Oksana Mayboroda KGZ NH

Group B qualifiers: Lyakhova, Balck, Bilac, Ilagar & Bevilacqua 1.94

Non-qualifiers: Amy Acuff USA 1.92; Çiğdem Arslan TUR & Debbie Marti GBR 1.89; Zuzana Kováčiková CZE 1.85; Inna Gliznutsa MDA, Erin Aldrich USA & Daniela Rath GER 1.80; Irène Tiendrébéogo BUR NH

Seville 1999**Final (Aug 29)**

1,	Inga Babakova	UKR	1.99
2,	Yelena Yelesina	RUS	1.99
3,	Svetlana Lapina	RUS	1.99
=4,	Tisha Waller	USA	1.96
	Kajsa Bergqvist	SWE	1.96
	Zuzana Hlavonová	CZE	1.96
7,	Viktoriya Styopina	UKR	1.96
8,	Svetlana Zalevskaya	KAZ	1.93
9,	Amy Acuff USA 1.93; =10, Hanne Haugland NOR & Monica Dinescu ROU 1.93;		
12,	Yelena Gulyayeva RUS 1.93; Amewu Mensah GER NH		

Series	1.85	1.90	1.93	1.96	1.99	2.01
Babakova	o	o	o	o	o	xxx
Yelesina	o	o	o	o	xo	xxx
Lapina	o	o	xxo	xxo	xxo	xxx
Waller	o	o	o	o	xxx	
Bergqvist	o	o	o	o	xxx	
Hlavonová	o	o	o	o	xxx	
Styopina	o	o	xxo	o	xxx	
Zalevskaya	o	o	o	xxx		

There was a major shock before the final even got underway as Cloete, who had ended her European tour with victories at 2.00 in Paris, 1.97 in Stockholm and a world leading 2.04 in Monaco, failed three times at 1.92 and was eliminated. In the final there were a dozen women clear at 1.93 and seven made 1.96. The early casualties included defending champion Haugland and the possible favourite, European Champion Dinescu, who was handicapped by a left hamstring strain. Lapina was only seventh after clearing 1.96 at the final attempt (as also 1.93) but at 1.99 another last-gasp success at what was a personal best clinched a bronze medal for her. Babakova cleared at the first, Yelesina at the second and that decided the final outcome as no one made 2.01.

It was fourth time lucky for Babakova (32), an ethnic Lithuanian born in Turkmenistan but representing the Ukraine, having placed third in 1991 and 1995 and equal second in 1997. She had been in training for only six months following the birth of her second child and had not expected such a result. Yelesina was competing in her first World Championships since her silver medal in 1991.

Qualifying round (1.94 or top 12 to final) (Aug 27)

Group A qualifiers: Babakova, Waller, Gulyayeva & Bergqvist 1.92

Non-qualifiers: Hestrie Cloete RSA, Venelina Veneva BUL, Irina Mikhailchenko UKR, Karol Jenkins USA, Nele Zilinskienė LTU, Olga Bolshova MDA, Irène Tiendrébéogo BUR & Kärt Siilats EST 1.89; Linda Horvath AUT, Yoko Ota JPN & Niki Bakoyianni GRE 1.85; Tatyana Yefimenko KGZ & Nicole Forrester CAN 1.80

Group B qualifiers: Haugland, Styopina, Hlavonová, Yelesina, Mensah, Lapina, Acuff, Dinescu & Zalevskaya 1.92

Non-qualifiers: Marta Mendia ESP & Miki Imai JPN 1.89; Lucie Finez FRA, Nevena Lendjel CRO, Tatyana Shevchik BLR, Solange Witteveen ARG, Ina Gliznutsa MDA 1.85

Edmonton 2001**Final (Aug 12)**

1,	Hestrie Cloete	RSA	2.00
2,	Inga Babakova	UKR	2.00
3,	Kajsa Bergqvist	SWE	1.97
4,	Venelina Veneva	BUL	1.97
5,	Vita Palamar	UKR	1.94
6,	Blanka Vlasic	CRO	1.94
=7,	Dóra Györfy	HUN	1.90
	Monica Iagar	ROU	1.90
9,	Oana Pantelimon ROU 1.90; =10, Amy Acuff USA & Yelena Gulyayeva RUS 1.90;		
12,	Antonietta Di Martino ITA 1.85		

Series	1.85	1.90	1.94	1.97	2.00	2.02
Cloete	o	o	o	o	xo	xxx
Babakova	o	xo	o	xo	xo	x
Bergqvist	o	o	o	o	xxx	
Veneva	xo	o	xxo	xo	xxx	
Palamar	o	xo	o	xxx		
Vlasic	xxo	xo	o	xxx		
Györfy	o	o	xxx			
Iagar	o	o	xxx			

Of the four women who cleared 1.97, Cloete and Bergqvist had perfect records. At 2.00, Bergqvist (and Veneva) went out. Defending champion Babakova and Cloete failed once, then in the second round the Ukrainian cleared. Cloete also succeeded, meaning that Babakova would need to go higher in order to retain her title. In fact both failed at 2.02, so Cloete became the first South African woman to win any World Championship medal. "South Africa saved the best until last" said Cloete, reflecting on a day when her country also collected an unexpected silver (later promoted to gold) in the men's 4x100m relay.

Qualifying round (1.93 or top 12 to final) (Aug 10)

Group A qualifiers: Cloete, Palamar, Veneva, Gulyayeva, Iagar & Bergqvist 1.91

Non-qualifiers: Nelė Zilinskienė LTU 1.88; Miki Imai JPN 1.85; Liga Klavina LAT 1.80; Erin Aldrich USA NH

Group B qualifiers: Acuff; Babakova; Martino & Pantelimon 1.91; Györfy & Vlasic 1.88

Non-qualifiers: Susan Jones GBR, Yelena Yelesina RUS, Wanita May CAN, Yekaterina Aleksandrova RUS & Juana Rosario DOM 1.88; Svetlana Zalevskaya KAZ & Marta Mendia ESP 1.85

Paris 2003**Final (Aug 31)**

1,	Hestrie Cloete	RSA	2.06
2,	Marina Kuptsova	RUS	2.00
3,	Kajsa Bergqvist	SWE	2.00
4,	Venelina Veneva	BUL	1.98
5,	Vita Palamar	UKR	1.95
6,	Anna Chicherova	RUS	1.95
7,	Blanka Vlasic	CRO	1.95
8,	Juana Rosario Arrendal	DOM	1.95
=9,	Amy Acuff USA & Viktoriya Styopina UKR 1.90; =11, Ruth Beitia ESP & Olga Kaliturina RUS 1.90		

Series	1.85	1.90	1.95	1.98	2.00	2.02	2.04	2.06
Cloete	o	o	o	o	o	o	o	o
	xxx							
Kuptsova	o	o	xo	o	o	x	x	x
Bergqvist	o	o	o	xxo	xo	x	xx	
Veneva	o	o	o	xo	xxx			
Palamar	o	o	o	xxx				
Chicherova	o	xo	o	xxx				
Vlasic	-	o	xo	xxx				
Arrendal	o	xo	xo	xxx				

Cloete retained her title in commanding fashion, for she did not register one failure at all heights up to and including a Commonwealth and African record of 2.06. Eight women attempted 1.98 and four of these were successful: Kuptsova, Cloete, Veneva and Bergqvist in that order. At 2.00, the Bulgarian was eliminated, so for the first time at a World Championships all three medallists would clear 2.00 or better. At 2.02 both the Swede and the Russian failed on their first attempts. Cloete sailed clear without touching the bar and then could relax while her opponents both passed up to 2.04. Each failed once, but Cloete was instantly successful once again. Bergqvist tried 2.04 again and failed, while Kuptsova tried 2.06. Even if she had cleared she would have needed to go higher for victory, because once again Cloete went over. The South African went on to attempt 2.10.

Qualifying round (1.93 or top 12 to final) (Aug 29)

Group A qualifiers: Cloete, Palamar, Styopina, Acuff, Arrendal, Kuptsova & Veneva 1.93

Non-qualifiers: Marta Mendia ESP 1.91; Gaëlle Niaré FRA & Anne Gerd Eieland NOR 1.85; Iva Straková CZE 1.80; Miki Imai JPN NH

Group B qualifiers: Bergqvist, Beitia & Vlasic 1.93; Kaliturina & Chicherova 1.91

Non-qualifiers: Oana Pantelimon ROU, Inga Babakova UKR & Daniela Rath GER 1.88; Antonella Bevilacqua ITA & Solange Witteveen ARG 1.85; Romary Rifka MEX & Marina Korzhova KAZ 1.80

Helsinki 2005

Final (Aug 8)

1,	Kajsa Bergqvist	SWE	2.02
2,	Chaunte Howard	USA	2.00
3,	Emma Green	SWE	1.96
4,	Anna Chicherova	RUS	1.96
5,	Vita Palamar	UKR	1.93
6,	Tia Hellebaut	BEL	1.93
7,	Viktoriya Styopina	UKR	1.93
8,	Amy Acuff	USA	1.89
9, Dóra Györfly HUN 1.89; 10, Venelina Veneva BUL 1.85; 11, Iva Straková CZE 1.85; 12, Irina Mikhachenko UKR 1.85			

Series	1.80	1.85	1.89	1.93	1.96	1.98	2.00	2.02
Bergqvist	-	o	o	o	o	o	xo	o
	xxx							
Howard	o	o	o	o	xo	xo	xxo	xxx
Green	o	o	o	xo	xo	xxx		
Chicherova	o	o	o	o	xxo	xxx		
Palamar	-	o	o	o	xxx			
Hellebaut	o	o	xxo	o	xxx			
Styopina	o	o	o	xxo	xxx			
Acuff	o	xo	o	xxx				

During the outdoor season there had been seven jumps of 2.00 or better, with Bergqvist owning four of them. A favourite both of the crowd and the pundits, Bergqvist took the lead with a first-time clearance at 1.96. Howard, twice over 2.00 two weeks earlier, was no surprise as the second jumper over 1.96, but Sweden's Green, improving her lifetime best, was a revelation. At 1.98 Bergqvist and Howard repeated their first and second-time clearances, which became second and third-time successes at 2.00. The Swede then poured herself over 2.02 to make certain of the gold medal, before three speculative attempts at 2.10. Her win capped a remarkable comeback after having ruptured an Achilles tendon in July 2004.

Qualifying round (1.93 or top to final) (Aug 6)

Group A qualifiers: Chicherova, Howard & Mikhachenko 1.93; Green, Straková & Styopina 1.91

Non-qualifiers: Corinne Müller SUI 1.91; Marta Mendía ESP & Melanie Skotnik FRA 1.88; Inna Gliznutsa MDA, Katerina Ibarguen COL & Monica Iagar ROU 1.84; Hanna Mikkonen FIN 1.80; Tatyana Yefimenko KGZ NH

Group B qualifiers: Palamar & Hellebaut 1.93; Bergqvist, Györfly, Veneva & Acuff 1.91

Non-qualifiers: Oana Pantelimon ROU 1.91; Erin Aldrich USA, Tatyana Kivymyagi RUS, Ruth Beitia ESP & Blanka Vlasic CRO 1.88; Lavern Spencer LCA, Romary Rifka MEX & Zheng Xingyuan CHN 1.84; Juana Arrendel DOM 1.80

Osaka 2007

Final (Sep 2)

1,	Blanka Vlasic	CRO	2.05
=2,	Antonietta Di Martino	ITA	2.03
	Anna Chicherova	RUS	2.03
4,	Yelena Slesarenko	RUS	2.00
5,	Yekaterina Savchenko	RUS	2.00
6,	Ruth Beitia	ESP	1.97
=7,	Kajsa Bergqvist	SWE	1.94
	Melanie Skotnik	FRA	1.94
	Vita Palamar	UKR	1.94
	Marina Aitova	KAZ	1.94
	Emma Green	SWE	1.94

12, Amy Acuff USA 1.94; 13, Miruna Mataoanu ROU 1.90; 14, Tia Hellebaut BEL 1.90; =15, Barbora Laláková CZE 1.90; Lavern Spencer LCA 1.90

Series	1.85	1.90	1.94	1.97	2.00	2.03	2.05	2.10
Vlasic	o	o	o	o	xo	o	xxo	xxx
Di Martino	xo	o	o	o	o	xo	xxx	
Chicherova	o	o	o	o	xo	xo	xxx	
Slesarenko	o	o	o	o	xo	xxx		
Savchenko	o	o	xo	o	xxx	xxx		
Beitia	o	o	o	xo	xxx			
Bergqvist	o	o	o	xxx				
Skotnik	o	o	o	xxx				
Palamar	o	o	o	xxx				
Aitova	o	o	o	xxx				
Green	o	o	o	xxx				

Sixteen athletes made the automatic qualifying height of 1.94, which led to a long final. Rather than being detrimental to the quality of the event, this appeared to enhance it. All athletes cleared at least 1.90, and a record five jumpers made 2.00, with three over 2.03 for the first time in one competition. Both defending champion Bergqvist and European Champion Hellebaut performed below expectations, but three of the top five equalled or set personal bests. The 1.69 tall Di Martino not only outjumped Olympic Champion Slesarenko for a share of the silver but with her 2.03 set a world women's "differential" high jump best of 34cm above her height.

With the bar at 2.05, Vlasic was in gold medal position, having been faultless to that height, while Chicherova and Di Martino had identical records. The Russian and Italian could not clear 2.05 and so shared the silver medal, while the 1.93 tall Croatian went over 2.05 at her final attempt.

Qualifying round (1.94 or top 12 to final) (Aug 31)

Group A qualifiers: Bergqvist, Palamar, Vlasic, Slesarenko, Aitova, Acuff, Mataoanu, Hellebaut, Laláková & Spencer 1.94

Non-qualifiers: Romana Dubnová CZE 1.91; Dóra Györfly HUN, Marta Mendía ESP & Inna Gliznutsa MDA 1.88; Miyuki Aoyama JPN 1.84

Group B qualifiers: Chicherova, Beitia, Green, Di Martino, Savchenko, Skotnik 1.94

Non-qualifiers: Iva Straková CZE, Romary Rifka MEX, Anna Ustinova KAZ, Ebba Jungmark SWE, Erin Aldrich USA & Adonía Steryiou GRE 1.88; Juana Arrendel DOM, Nicole Forrester CAN & Oana Pantelimon ROU 1.84

HIGH JUMP

Multiple Medallists:

5	Inga Babakova	URS/UKR	91-3, 95-3, 97-2=, 99-1, 01-2
3	Kajsa Bergqvist	SWE	01-3, 03-3, 05-1
2	Tamara Bykova	URS	83-1, 87-2
	Stefka Kostadinova	BUL	87-1, 95-1
	Yelena Yelesina	URS/RUS	91-2, 99-2
	Hestrie Cloete	RSA	01-1, 03-1

Most Finals:

6	Amy Acuff	USA	95-8=, 99-9, 01-10=, 03-9=, 05-8, 07-12
	Bergqvist		97-5=, 99-4=, 01-3, 03-3, 05-1, 07-7=

5 Babakova

Most Appearances:

7	Amy Acuff	USA	95-8=, 97-14Q, 99-9, 01-10=, 03-9=, 05-8, 07-12
	Kajsa Bergqvist	SWE	95-17=Q, 97-5=, 99-4=, 01-3, 03-3, 05-1, 07-7=
6	Venelina Veneva	BUL	91-22=Q, 95-14Q, 99-14=Q, 01-4, 03-4, 05-10
	Inga Babakova	URS/UKR	91-3, 95-3, 97-2=, 99-1, 01-2, 03-15Q

National Placings:

	1	2	3	4	5	6	7	8	Points
RUS	-	2+2=	1	4+1=	1+1=	1	-	-	68
UKR	1	1+1=	1	-	3	-	2+1=	-	44.1
GER	1	2	1	-	2	1	1+1=	-	42
SWE	1	-	3	1=	1=	-	2=	-	34.7
URS	1	2	1	-	1	-	1	1=	34.5
BUL	2	-	-	2	-	1	2	-	33
USA	-	1	1	1+1=	-	-	1	1+2=	26
CUB	1	1	-	1	-	-	-	-	20
RSA	2	-	-	-	-	-	-	-	16
CRO	1	-	-	-	-	1	1	-	13
NOR	1	-	-	-	-	1	-	-	11
ITA	-	1=	-	-	-	1	1=	-	10.5
AUT	-	-	1	-	-	-	-	-	6
ROU	-	-	-	1=	-	-	1=	-	6
POL	-	-	-	1	-	-	-	-	5
CZE	-	-	-	1=	-	-	-	-	4
BLR	-	-	-	-	1	-	-	-	4
HUN	-	-	-	-	-	-	1=	2	3.5
BEL	-	-	-	-	-	1	-	-	3
CAN	-	-	-	-	-	1	-	-	3
ESP	-	-	-	-	-	1	-	-	3
KAZ	-	-	-	-	-	-	1=	1	1.6
SLO	-	-	-	-	-	-	1=	-	1
DOM	-	-	-	-	-	-	-	1	1
LAT	-	-	-	-	-	-	-	1	1
FRA	-	-	-	-	-	-	1=	-	0.6
LTU	-	-	-	-	-	-	-	1=	0.5
Totals	11	9+4=	9	9+5=	8+2=	9	8+10=	6+4=	396

Pole Vault**Seville 1999****Final (Aug 21)**

1, Stacy Dragila	USA	4.60=WR
2, Anzhela Balakhonova	UKR	4.55
3, Tatiana Grigorieva	AUS	4.45
4, Zsuzsanna Szabó	HUN	4.40
5, Nicole Humbert	GER	4.40
=6, Pavla Hamáčková	CZE	4.40
Daniela Bártová	CZE	4.40
8, Yelena Belyakova	RUS	4.35
9, Kellie Suttle USA 4.35; 10, Elmarie Gerrits RSA 4.25; 11, Alejandra García ARG 4.25; 12, Vala Flosadóttir ISL 4.25; 13, Thórey Elisdóttir ISL 4.15; =14, Emma George AUS, Yvonne Buschbaum GER & Dana Cervantes ESP 4.15; Nastja Ryshich GER & Melissa Price USA NH		

Series	4.00	4.15	4.25	4.35	4.40	4.45	4.50	4.55
	<u>4.60</u>	<u>4.65</u>						
Dragila	-	o	xo	o	xo	xo	xxo	xo
Balakhonova	xo	xxx						
	xx	x						
Grigorieva	-	o	-	o	-	o	xxx	
Szabó	-	-	o	o	o	xx	x	
Humbert	-	o	o	xo	o	xxx		
Hamáčková	xo	o	o	xo	xo	-	xxx	
Bartová	xo	o	o	xo	xo	-	xxx	
Belyakova	xo	-	o	o	xxx			

New standards for this popular and fast developing event were set as, despite a no-height by World Indoor Champion Ryshich, and a disappointing display by world record holder George (only just back from injury), seven women cleared 4.40 or higher. Balakhonova led for most of the contest with five first-time clearances to 4.55 (matching her European record) before failing for the first time – and so narrowly – at a world record equalling 4.60.

In contrast, Dragila needed 13 jumps before she attempted 4.60 but the American feels she reaches her peak after a dozen or so vaults and she went clear at her second try at 4.60 to become joint world record holder and – as she had indoors two years earlier – the inaugural world champion. Bronze medallist Grigorieva, the Russian turned Australian, took only three jumps before bowing out at 4.50.

Edmonton 2001**Final (Aug 6)**

1, Stacy Dragila	USA	4.75
2, Svetlana Feofanova	RUS	4.75
3, Monika Pyrek	POL	4.55
4, Tatiana Grigorieva	AUS	4.55
5, Gao Shuying	CHN	4.50
6, Thórey Elisdóttir	ISL	4.45
7, Yvonne Buschbaum	GER	4.45
8, Pavla Hamáčková	CZE	4.45
9, Janine Whitlock GBR 4.35; 10, Carolin Hingst GER 4.25; 11, Doris Auer AUT 4.25; 12, Mary Sauer USA 4.25		

Series	4.10	4.25	4.35	4.45	4.50	4.55	4.60	4.65
	<u>4.70</u>	<u>4.75</u>	<u>4.82</u>					
Dragila	-	-	o	o	-	o	o	xo
	o	o	xxx					
Feofanova	-	-	o	o	-	o	o	xxo
	o	o	xxx					
Pyrek	-	o	o	xo	xo	o	xxx	
Grigorieva	o	o	xo	xxo	-	xo	xxx	
Gao	o	o	o	o	o	xxx		
Elisdóttir	xo	xo	xo	o	xxx			
Buschbaum	-	xxo	o	xo	xxx			
Hamáčková	o	o	o	xxo	xxx			

It was the greatest women's pole vault contest ever, despite equipment failures, officiating errors, interruptions due to medal ceremonies and unhelpful weather conditions with the sun in the face of the vaulters.

Eight women were left in to attempt 4.50, but initially the bar had been set accidentally to 4.55. When it came to 4.55, the mechanism setting the depth of the crossbar had failed, meaning that the left side of the bar was progressively placed one centimetre too far each time it was returned. Once these problems were noticed, all failures which

they may have caused were annulled and further attempts were allowed if necessary.

Four were in at 4.60, and three of those (Dragila, Feofanova and Pyrek) cleared first time. Grigorieva made it on her second attempt, so when she and Pyrek went out at 4.60, she wound of fourth. Defending champion Dragila and Feofanova made 4.60 first time, and it was not until 4.65 that either failed. The American then went ahead by clearing on her second attempt while the Russian needed three goes. At 4.70 and 4.75 their perfect vaulting continued, with first-time successes for both. The bar then went up to the world record height of 4.82. A world record would have earned a \$100,000 bonus, but after four hours of competition in the hot sunshine, it was not to be. Neither woman came particularly close. "Had the wind been more favourable, both of us could have broken the world record," said Feofanova after she and Dragila had taken a shared lap of honour.

Qualifying Round (4.40 or top 12 to final) (Aug 4)

Group A qualifiers: Feofanova, Pyrek, Sauer, Hingst & Whitlock 4.35

Non-qualifiers: Anzhela Balakhonova UKR, Monique De Wilt NED, Tanya Koleva BUL, Jenni Dryburgh NZL, Stephanie McCann CAN & Alejandra García ARG 4.25 Vala Flosadóttir ISL 4.15; Deborah Gyurcsek URU & Tracy O'Hara USA NH

Group B qualifiers: Dragila, Gao, Grigorieva, Buschbaum, Hamáčková, Elisdóttir & Auer 4.35

Non-qualifiers: Annika Becker GER, Marie B Rasmussen DEN & Krisztina Molnár HUN 4.25; Hanna-Mia Persson SWE 4.15; Mar Sánchez ESP 4.00; Alicia Warlick USA NH

Paris 2003**Final (Aug 25)**

1, Svetlana Feofanova	RUS	4.75
2, Annika Becker	GER	4.70
3, Yelena Isinbayeva	RUS	4.65
=4, Stacy Dragila	USA	4.55
Monika Pyrek	POL	4.55
6, Yvonne Buschbaum	GER	4.50
7, Anna Rogowska	POL	4.45
8, Yelena Belyakova	RUS	4.45
9, Gao Shuying CHN 4.35; 10, Mary Sauer USA 4.35; Thórey Elisdóttir ISL & Marie Poissonnier FRA NH		

Series	4.10	4.25	4.35	4.45	4.50	4.55	4.60	4.65
	<u>4.70</u>	<u>4.75</u>	<u>4.80</u>					
Feofanova	-	-	o	o	-	o	o	o
	xo	o	-					
Becker	-	-	o	-	xo	-	o	-
	xo	xx	x					
Isinbayeva	-	-	o	o	-	o	xo	o
	xx	x						
Dragila	-	o	o	o	o	xxo		
Pyrek	-	o	o	o	-	xxo	xxx	
Buschbaum	-	-	xo	-	xo	-	xxx	
Rogowska	o	o	xo	o	xxx			
Belyakova	-	o	o	xxo	-	xxx		

The contest did not match that of 2001 even though Dragila and Feofanova were now joined by new world record holder Isinbayeva. At 4.55 the two Russians went ahead with their first-time clearances. Dragila and Pyrek needed three attempts. The Germans Becker and Buschbaum were also still in the competition, but passed that height. All five tried 4.60 with Becker and Feofanova – the first two to vault – instantly successful. Isinbayeva made it on her second try but Dragila and Pyrek failed three times. At 4.70 Becker and Feofanova again matched one another with second-time clearances. Isinbayeva failed twice and saved her last try for 4.75. At that height Feofanova finally broke away from Becker by clearing first time. The German and Isinbayeva could go no higher so Feofanova – who had a temperature of 38° on the even of the final – moved up one place from her Edmonton silver.

First round (4.40 or top 12 to final) (Aug 23)

Group A qualifiers: Feofanova, Buschbaum & Monika Pyrek 4.40; Thórey Elisdóttir & Mary Sauer 4.35

Non-qualifiers: Natalya Kuschch UKR & Tania Koleva BUL 4.25; Vanessa Boslak FRA & Jillian Schwartz USA 4.15; Melina Hamilton NZL, Masumi Ono JPN & Alejandra García ARG 4.00; Carolina Maurer-Torres CHI NH

Group B qualifiers: Isinbayeva, Becker, Dragila & Belyakova 4.40; Gao & Poissonnier 4.35; Rogowska 4.25

Non-qualifiers: Naroa Agirre ESP & Carolin Hingst GER 4.25; Ánna Fitidou CYP, Becky Holliday USA & Zsuzsa Szabó HUN 4.15; Stephanie McCann CAN 4.00

Helsinki 2005

Final (Aug 12)

1,	Yelena Isinbayeva	RUS	5.01WR
2,	Monika Pyrek	POL	4.60
3,	Pavla Hamáčková	CZE	4.50
4,	Tanya Polnova	RUS	4.50
5,	Gao Shuying	CHN	4.50
=6,	Anna Rogowska	POL	4.35
	Dana Ellis	CAN	4.35
8,	Vanessa Boslak	FRA	4.35
9,	Naroa Agirre ESP	4.35;	10, Carolin Hingst GER 4.35;
	11, Jillian Schwartz USA	4.20;	12, Tatiana Grigorieva AUS 4.00;
	Tracy O'Hara USA	NH	

Series	4.00	4.20	4.35	4.50	4.60	4.70	4.75	5.01
Isinbayeva	-	-	-	o	o	o	-	xo
Pyrek	-	o	o	xo	o	xx	x	
Hamáčková	-	xo	o	o	xxx			
Polnova	-	o	o	xxo	xxx			
Gao	xo	o	xo	xxo	xxx			
Rogowska	-	-	o	xxx				
Ellis	-	o	o	xxx				
Boslak	-	xo	xo	xxx				

The level of Isinbayeva's domination of women's vaulting can be gauged by the fact that the biggest margin of victory in an Olympic or Worlds had been 39cm – by Frank Foss in 1920 – until the Russian's margin of 41cm in Helsinki. Her second jump of 4.60 would have been enough to win on countback, but she then cleared 4.70 before one failure at 5.01. Her second attempt left the bar untouched, as she had cleared with a margin of some 15cm! The conditions had been less than perfect, with just one other jumper (Gao) managing a seasonal best, and with only Pyrek able to jump higher than 4.50. It was Isinbayeva's 14th world record outdoors.

The final had been postponed for two days because of gale force winds.

Qualifying round (4.45 or top 12 to final) (Aug 7)

Group A qualifiers: Rogowska, Polnova, Schwartz & Hingst 4.45; Boslak, Agirre & O'Hara 4.40

Non-qualifiers: Janine Whitlock GBR 4.40; Kirsten Belin SWE, Thórey Edda Elísðóttir ISL, Takayo Kondo JPN, Melina Hamilton NZL & Natalya Kushch UKR 4.15; Kelsie Hendry CAN & Zhao Yingying CHN 4.00

Group B qualifiers: Isinbayeva, Pyrek & Gao 4.45; Ellis, Hamáčková & Grigorieva 4.40

Non-qualifiers: Fabiana Murer BRA & Stacy Dragila USA 4.40; Anzhela Balakhonova UKR, Krisztina Molnár HUN & Afrodíti Skafída GRE 4.15; Elisabete Tavares POR & Teja Melink SLO 4.40; Ánna Fitidou CYP & Nadine Rohr SUI NH

Osaka 2007

Final (Aug 28)

1,	Yelena Isinbayeva	RUS	4.80
2,	Katerina Badurová	CZE	4.75
3,	Svetlana Feofanova	RUS	4.75
4,	Monika Pyrek	POL	4.75
5,	Vanessa Boslak	FRA	4.70
=6,	Fabiana Murer	BRA	4.65
	Yuliya Golubchikova	RUS	4.65
8,	Anna Rogowska	POL	4.60
9,	Tatyana Polnova	RUS	4.60;
	10, Jenn Stuczynski USA	4.50;	
	11, Kym Howe AUS	4.50;	
	Silke Spiegelburg	GER	NH

Series	4.35	4.50	4.60	4.65	4.70	4.75	4.80	5.02
Isinbayeva				o			xo	xxx
Badurová	o	o	o		xxo	o	xxx	
Feofanova		o	o		o	xo	xxx	
Pyrek	o	o	o	xo	xxo	xo	xxx	
Boslak	xo	o	x	xo	o	x	xx	
Murer	o	o	o	xo	xxx			
Golubchikova	o	o	o	xo	xxx			
Rogowska	o	xxo	o		xxx			

While Isinbayeva had twice been over 4.90 during 2007, it had not been a vintage season for her, and she was being pressed closely by Stuczynski who cleared 4.88 before Osaka. In Japan, however, the American was nursing an ankle injury and could clear only 4.50 in the final. Isinbayeva opened at 4.65, and then passed to 4.80, at which point Badurová with a first-time clearance at 4.75, led on countback over Feofanova and Pyrek. Isinbayeva then made 4.80 on her second attempt, and so retained her title with just three jumps. The strength of the competition was such that third to ninth achieved the best marks for position ever, making it the best ever in terms of depth.

Qualifying round (4.55 or top 12 to final) (Aug 26)

Group A qualifiers: Stuczynski, Badurová, Golubchikova, Feofanova, Murer & Rogowska 4.55

Non-qualifiers: Naroa Agirre ESP & Jillian Schwartz USA 4.50; Julia Hütter GER 4.45; Carolin Hingst GER, Afrodíti Skafída GRE, Minna Nikkanen FIN, Zhang Yingning CHN & Takayo Kondo JPN 4.35; Alejandra García ARG & Alana Boyd AUS 4.20

Group B qualifiers: Polnova, Isinbayeva, Pyrek, Howe, Boslak & Spiegelburg 4.55
Non-qualifiers: Gao Shuying CHN 4.50; Niki McEwen USA, Pavla Rybová CZE, Thórey Edda Elísðóttir ISL & Roslinda Samsu MAS 4.35; Hanna-Mia Persson SWE, Kate Dennison GBR, Anna Katharina Schmid SUI 4.20; Vicky Parnov AUS Joana Costa BRA & Elisabete Tavares POR 4.05

POLE VAULT

Multiple Medallists:

3	Svetlana Feofanova	RUS	01-2, 03-1, 07-3
	Yelena Isinbayeva	RUS	03-3, 05-1, 07-1
2	Stacy Dragila	USA	99-1, 01-1
	Monika Pyrek	POL	01-3, 05-2

Most Finals:

4	Pyrek	01-3, 03-4=, 05-2, 07-4
3	Dragila	99-1, 01-1, 03-4=
	Tatiana Grigorieva	AUS 99-3, 01-4, 05-12
	Pavla Hamáčková	CZE 99-6=, 01-8, 05-3
	Gao Shuying	CHN 01-5, 03-9, 05-5
	Feofanova	01-2, 03-1, 07-3
	Isinbayeva	03-3, 05-1, 07-1
	Anna Rogowska	POL 03-7, 05-6=, 07-8

Most Appearances:

5	Thórey Elísðóttir	ISL	99-13, 01-6, 03-nh, 05-17=Q, 07-19=Q
4	Dragila		99-1, 01-1, 03-4=, 05-16Q
	Alejandra García	ARG	99-11, 01-21Q, 03-25Q, 07-26Q
	Hamáčková/Rybová		99-6=, 01-8, 05-3, 07-19=Q
	Gao		01-5, 03-9, 05-5, 07-14Q
	Pyrek		
	Caroline Hingst	GER	01-10, 03-15=Q, 05-10, 07-17=Q

National Placings:

	1	2	3	4	5	6	7	8	Points
RUS	3	1	2	1	-	1=	-	2	52.5
POL	-	1	1	1+1=	-	1=	1	1	28
USA	2	-	-	1=	-	-	-	-	20.5
CZE	-	1	1	-	-	2=	-	1	19
GER	-	1	-	-	1	1	1	-	16
AUS	-	-	1	1	-	-	-	-	11
CHN	-	-	-	-	2	-	-	-	8
UKR	-	1	-	-	-	-	-	-	7
HUN	-	-	-	1	-	-	-	-	5
FRA	-	-	-	-	1	-	-	1	5
ISL	-	-	-	-	-	1	-	-	3
BRA	-	-	-	-	-	1=	-	-	2.5
CAN	-	-	-	-	-	1=	-	-	2.5
Totals	5	5	5	4+2=	4	2+6=	2	5	180

Long Jump

Helsinki 1983

Final (Aug 14)

1,	Heike Daute	GDR	7.27w	(2.2)
2,	Anisoara Cusmir	ROU	7.15w	(3.4)
3,	Carol Lewis	USA	7.04w	(4.3)
4,	Tatyana Proskuryakova	URS	7.02	(1.4)
5,	Beverly Kinch	GBR	6.93w	(4.6)
6,	Zsuzsa Vanyek	HUN	6.81	(1.4)
7,	Eva Murková	TCH	6.80w	(3.3)
8,	Robyn Lorraway	AUS	6.65	(0.8)

Legal bests:

Daute	7.02	(1.6)
Cusmir	7.00	(1.2)
Lewis	6.93	(1.1)
Kinch	6.90	(1.4)
Murková	6.71	(-2.9)

9, Valy Ionescu ROU 6.62 (1.1); 10, Jarmila Strejcková TCH 6.56 (0.9); 11, Jennifer Inniss GUY 6.54 (1.1); 12, Helga Radtke GDR 6.44 (1.9)

Series	1	2	3	4	5	6
Daute	6.91w	7.02	7.27w	7.16w	6.79	7.26w
Cusmir	7.00	6.87	7.15w	7.02w	x	6.99
Lewis	6.93	6.89	x	7.04w	6.69	6.73
Proskuryakova	6.83	6.91w	x	6.98	6.96w	7.02
Kinch	6.90	6.81	6.93w	6.82	6.82w	6.87
Vanyek	6.81	6.54w	6.41w	4.88w	6.81	x
Murkova	x	x	6.80w	x	6.71	6.72w
Lorraway	6.65	x	x	x	x	x

An extraordinary standard was evident after the first six jumps of the final, by which time Beverly Kinch's new Commonwealth record of 6.90 was good enough only for fourth place. The leader on 7.00 was world record holder Cusmir, while in second place was Carol Lewis, younger sister of Carl.

In round 2, European Junior Champion Daute overtook Cusmir with her 7.02. The Romanian countered with 7.15w in the third, but the GDR jumper, only 18, immediately followed with 7.27w despite falling back.

The fourth round saw Proskuryakova move into third place on 6.92, into a headwind. Cusmir and Daute each produced 7m leaps, but neither improved. Lewis did: 7.04w to go into third. No-one improved in the last two rounds except Proskuryakova, whose final effort of 7.02 solidified her fourth place. Daute finished in style with a windy 7.22.

Qualifying round (6.40 or top 12 to final) (Aug 7)

Group A qualifiers: Lewis 6.78 (1.6); Daute 6.65 (1.1); Lorraway 6.65 (1.6); Proskuryakova 6.63 (1.8); Ionescu 6.44 (-0.9); Strejcková 6.40 (0.5)

Non-qualifiers: Shonel Ferguson BAH 6.29w (5.7) & 6.24 (1.9); Lena Wallin SWE 6.19 (0.9); Esmeralda García BRA 6.15w (2.6) & 6.08 (0.3); Heidi Benserud NOR 5.92 (1.2); Jacinta Bartholemew GRN 5.77w (2.4) & 5.72 (0.9); Marie-Ange Wirtz SEY 5.20 (1.6); Kim Moh CAM 4.90w (2.1) & 4.83 (1.6); Sabine Everts FRG, Arja Jussila FIN & Nicole Tombezogó CAF NM; Jackie Joyner USA DNS

Group B qualifiers: Cusmir 6.76w (2.4); Vanyek 6.60 (0.7); Murková 6.57 (0.3); Radtke 6.53 (1.9); Inniss 6.45 (1.2); Kinch 6.43 (0.4)

Non-qualifiers: Gwen Loud USA 6.37 (1.3); Madeline de Jesús PUR 6.12w (2.9) & 6.10 (0.7); Halcyon McKnight JAM 6.03 (0.8); Huang Donghuo CHN 5.90 (1.6); Rose King IVB 5.40w (2.3); Mariam Traore BUR 4.90 (1.4); Mercy Kuttan IND & Christina Sussiek FRG NM; Karen Nelson CAN, Glynis Nunn AUS & Svetlana Zorina URS DNS

Rome 1987**Final (Sep 4)**

1, Jackie Joyner-Kersey	USA	7.36	(0.4)
2, Yelena Belevskaya	URS	7.14	(-0.6)
3, Heike Drechsler	GDR	7.13	(-0.7)
4, Helga Radtke	GDR	7.01	(-0.1)
5, Galina Chistyakova	URS	6.99	(0.9)
6, Irina Valyukevich	URS	6.89	(-0.9)
7, Jennifer Inniss	USA	6.80	(-0.8)
8, Nicole Boegman	AUS	6.63	(-0.5)

9, Lyudmila Ninova BUL 6.50 (-0.1); 10, Silviya Moneva BUL 6.45 (-0.3); 11, Sheila Echols USA 6.39 (-1.0); 12, Lene Demstz DEN 6.11 (-0.8)

Series	1	2	3	4	5	6
Joyner-Kersey	6.91	7.12	7.36	6.95	6.95	6.99
Belevskaya	6.17	6.81	6.74	7.14	6.92	6.98
Drechsler	6.91	7.03	7.13	5.62	-	-
Radtke	6.95	6.56	7.01	x	x	6.95
Chistyakova	6.99	6.74	x	x	6.83	6.80
Valyukevich	6.80	6.41	6.80	6.83	6.66	6.89
Innis	6.80	6.77	6.72	x	x	6.51
Boegman	x	6.41	6.63	6.37	x	6.22

The clash of the two co-world record holders – Drechsler (née Daute) and Joyner-Kersey – was spoiled by an injury to Drechsler's left knee which prevented her from taking her last two jumps.

Even so, the GDR athlete would have needed to be at her best to have defeated the American, who leapt 7.36 in the third round. Joyner-Kersey, who won the heptathlon three days earlier, was initially given a red flag for her winning jump. This decision was reversed on closer inspection of the plasticine.

Drechsler, about to lose for the first time since 1985, was pushed back into third place when Belevskaya leapt 7.14 in the fourth round.

Qualifying round (6.58 or top 12 to final) (Sep 3)

Group A qualifiers: Drechsler 6.95 (0.7); Chistyakova 6.86 (0.0); Valyukevich 6.82 (0.9); Inniss 6.75 (0.0); Moneva 6.71 (0.0); Demitz 6.58 (-0.5)

Non-qualifiers: Ringa Ropo FIN 6.55 (-0.2); Antonella Capriotti ITA 6.31 (0.3); Wang Zhihui CHN 6.28 (0.5); Madeline de Jesús PUR 6.20 (0.5); Beatrice Utundu NGR 6.17w (2.2); Carmen Sirbu ROU 6.00 (-0.2); See Huey Chan SIN 5.49 (-0.9); Jacqueline Ross STV 5.29 (1.7); Eva Murková TCH NM

Group B qualifiers: Joyner-Kersey 6.86w (2.9); Echols 6.61w (2.9); Boegman 6.60 (-0.3); Ninova 6.60 (-0.4); Radtke 6.58 (0.6); Belevskaya 6.58 (-1.3)

Non-qualifiers: Marieta Ilcu ROU 6.50 (-0.3); Sofiya Bozhanova BUL 6.43 (0.7); Eva Karlblom SWE 6.31 (1.3); Valy Ionescu ROU 6.30 (1.8); Euphemia Huggins TRI 6.26 (0.9); Eloina Echevarría CUB 6.23 (1.2); Tracy Smith CAN 6.17 (1.1); Sigal Gonen ISR 6.03 (0.6)

Tokyo 1991**Final (Aug 25)**

1, Jackie Joyner-Kersey	USA	7.32	(0.0)
2, Heike Drechsler	GER	7.29	(-0.2)
3, Larisa Berezhnaya	URS	7.11	(0.0)
4, Yelena Sinchukova	URS	7.04	(1.8)
5, Susen Tiedtke	GER	6.77	(0.9)
6, Marieta Ilcu	ROU	6.72	(0.9)
7, Ljudmila Ninova	AUT	6.72	(-0.5)
8, Yelena Belevskaya	URS	6.69	(-0.6)

9, Ringa Ropo-Junnila FIN 6.63 (0.2); 10, Jackie Edwards BAH 6.37 (0.3); 11, Christy Opara-Thompson NGR 6.28 (-0.2); 12, Yinka Idowu GBR 6.16 (-0.4)

Series	1	2	3	4	5	6
Joyner-Kersey	7.32	x	-	x	-	7.11
Drechsler	7.09	7.16	7.29	6.99	7.08	6.94
Berezhnaya	7.11	6.92	x	6.86	6.81	6.91
Sinchukova	6.84	6.95	7.00	6.68	7.04	6.90
Tiedtke	6.55	6.65	6.63	x	6.77	6.74
Ilcu	6.55	x	6.70	6.70	6.68	6.72
Ninova	x	6.72	6.33	x	x	x
Belevskaya	6.49	6.54	6.68	x	6.41	6.69

Just like 1987, Joyner-Kersey and Drechsler were the two favourites. Joyner-Kersey made the most of the fact that she was the first to jump in the final by leaping 7.32, her best for three years. Drechsler went into second place with 7.09 but slipped to third after Berezhnaya's 7.11. In the second round, the American fouled before Drechsler improved to 7.16. Joyner-Kersey passed her next jump, then Drechsler closed right up with 7.29.

This prompted the defending champion to take her fourth jump. It ended disastrously. Instead of planting her foot on the take-off board, she stepped on the plasticine and twisted her right foot. She landed heavily in the sand and looked to be badly injured. She thought she had broken her leg, but was able to get up and eventually jump again, producing 7.11 in the sixth round.

In the meantime, Drechsler had produced leaps of 6.99 and 7.08. With her last attempt she spanned 6.94, meaning that gold had gone once again to JJK.

Qualifying round (6.65 or top 12 to final) (Aug 24)

Group A qualifiers: Joyner-Kersey 6.91w (2.4); Berezhnaya URS 6.87 (1.9); Tiedtke 6.85w (2.2); Sinchukova 6.80 (1.1); Opara-Thompson 6.68 (1.3); Ropo-Junnila (1) 6.66w (2.8) & Edwards 6.66 (1.2)

Non-qualifiers: Liu Shuzhen CHN 6.57 (0.4); Yang Juan CHN 6.56 (0.6); Fiona May GBR 6.54 (1.0); Valentina Ucheddu ITA 6.48 (1.6); Iva Prandzheva BUL 6.30 (0.8); Jayne Moffitt NZL 6.29 (0.4); Tamara Malesev YUG 6.27 (0.9); Flora Hyacinth ISV 6.17w (3.2)

Group B qualifiers: Drechsler 6.87 (0.5); Ninova 6.79 (2.0); Ilcu 6.77 (0.9); Belevskaya 6.70 (1.0); Idowu 6.63w (2.4) & 6.59 (1.5)

Non-qualifiers: Helga Radtke GER 6.62w (3.2) & 6.25 (-0.3); Nicole Staines AUS 6.57w (3.6) & 6.53 (0.6); Wang Chunfang CHN 6.55; Agata Karczmarek POL 6.55 (0.0); Sheila Echols USA 6.47 (1.0); Cindy Greiner USA 6.41 (1.5); Wang Shu-Hwa TPE 6.38w (3.5); Dianne Guthrie JAM 6.37 (1.7); Solange Ostiana AHO, Ragne Kytölä FIN & Renata Nielsen DEN NM

Stuttgart 1993

Final (Aug 15)

1,	Heike Drechsler	GER	7.11	(-0.3)
2,	Larisa Berezhnaya	UKR	6.98	(0.4)
3,	Renata Nielsen	DEN	6.76	(0.6)
4,	Yelena Khlopotnova	UKR	6.75	(0.5)
5,	Lyudmila Galkina	RUS	6.74	(0.5)
6,	Ljudmila Ninova	AUT	6.73	(0.8)
7,	Nicole Boegman	AUS	6.70	(0.2)
8,	Agata Karczmarek	POL	6.57	(0.6)
9,	Susen Tiedtke	GER	6.54	(0.6);
10,	Yelena Sinchukova	RUS	6.52	(0.5);
11,	Mirela Dulgheru	ROU	6.48	(0.7);
12,	Valentina Ucheddu	ITA	6.38	(0.3)

Series	1	2	3	4	5	6
Drechsler	6.79	7.09	6.83	7.11	7.10	7.09
Berezhnaya	6.98	x	6.94	x	6.76	-
Nielsen	6.76	6.76	x	6.64	x	6.71
Khlopotnova	6.64	6.75	x	6.57	6.55	6.26
Galkina	x	x	6.74	6.45	x	x
Ninova	6.55	x	5.99	6.73	x	6.62
Boegman	x	6.70	6.48	6.42	6.60	6.68
Karczmarek	x	6.57	x	6.44	x	6.39

Two-time winner Joyner-Kersee was not entered, having been persuaded to concentrate on the heptathlon. This left the way clear for Drechsler to attempt to regain her 1983 title.

The standard was lower than at the previous championships, and the German star was the only one to jump further than seven metres. This she did four times, topped by 7.11 in the third round.

Qualifying round (6.70 or top 12 to final) (Aug 14)

Group A qualifiers: Khlopotnova 6.83 (0.5); Tiedtke 6.66 (0.5); Ninova 6.61 (0.2); Dulgheru 6.56 (-0.6); Sinchukova 6.50 (0.6)

Non-qualifiers: Anzhela Atroshchenko BLR 6.36 (0.0); Anna Biryukova RUS 6.36 (0.1); Jackie Edwards BAH 6.33 (0.3); Yinka Idowu GBR 6.30 (0.4); Sheila Echols USA 6.30 (0.2); Antonella Capriotti ITA 6.23 (0.0); Andrea Avila ARG 6.23 (0.2); Dionne Rose JAM 6.15 (-0.3); Terri Horgan IRL 6.11 (0.5); Elma Muros PHI 5.99 (0.5); Camille Jackson USA 5.91 (0.2); Nashwa Morsy EGY 5.48 (-0.1); Sylvie Kabore BUR 5.35 (-0.3); Pastora Chavez HON 4.71 (0.7)

Group B qualifiers: Berezhnaya 6.87 (0.5); Drechsler 6.70 (0.3); Nielsen 6.61 (-0.1); Galkina 6.60 (0.2); Boegman 6.59 (-0.1); Karczmarek 6.48 (0.0)

Non-qualifiers: Valentina Ucheddu ITA 6.48 (0.0); Helga Radtke GER 6.44 (0.3); Fiona May GBR 6.42 (0.1); Marieta Ilcu ROU 6.40 (-0.4); Joanne Wise GBR 6.20 (0.4); Sharon Couch USA 6.19 (0.3); Dedra Davis BAH 6.11 (-0.1); Fatima Yuksel TUR 5.98 (0.3); Sandrine Hennart BEL 5.90 (0.4); Ermelinda Shehu ALB 5.67 (0.1); Solange Ostiana AHO 5.37 (0.3); Beryl Laramé SEY 5.24 (-0.3); Flora Hyacinth ISV NM

Gothenburg 1995

Final (Aug 6)

1,	Fiona May	ITA	6.98w	(4.3)
2,	Niurka Montalvo	CUB	6.86	(0.5)
3,	Irina Mushayilova	RUS	6.83w	(3.0)
4,	Olga Rublyova	RUS	6.78	(1.0)
5,	Valentina Ucheddu	ITA	6.76	(0.3)
6,	Jackie Joyner-Kersee	USA	6.74w	(3.3)
7,	Agata Karczmarek	POL	6.71	(0.9)
8,	Viktoriya Vershinina	UKR	6.66	(0.0)

Legal bests:

May	6.93	(0.8)
Mushayilova	6.75	(0.9)
Joyner-Kersee	6.69	(0.2)

9, Heike Drechsler GER 6.64w (2.6); 10, Inessa Kravets UKR 6.57 (-2.1); 11, Yelena Khlopotnova UKR 6.53 (0.6); 12, Chantal Brunner NZL 6.43 (0.7); Jackie Edwards BAH NM

Series	1	2	3	4	5	6
May	6.93	x	6.87	x	6.64	6.98w
Montalvo	6.42	x	6.70	6.62	x	6.86
Mushayilova	6.75	6.52	6.82w	6.76w	6.83	x
Rublyova	6.61w	6.65w	6.78	6.77w	6.68w	6.31w
Ucheddu	x	6.76	x	x	6.74	6.40
Joyner-Kersee	6.74w	x	6.69	6.25	6.59w	6.46
Karczmarek	x	5.57	6.71	5.96	6.71	6.56
Vershinina	x	6.66	x	6.62w	3.56	6.41

Former World Junior champion Fiona May was not put off by the changing wind conditions which varied from 1.1 headwinds to assistive winds of 4.3. The Italian, who represented Britain until 1993, opened with 6.93, a distance no-one else would better. In the final round she improved to 6.98w despite hitting her head on the marker board beside the pit.

It was a big upset that Drechsler and Joyner-Kersee – winners of the past three world titles – did not win a medal between them. JJK, troubled by ankle and Achilles problems, only managed 6.74w for sixth place. Drechsler was in form and opened the contest with a foul further than seven metres. But she fouled again and her third leap of 6.64w was two centimetres short of eighth place.

Qualifying round (6.75 or top 12 to final) (Aug 5)

Group A qualifiers: May 6.76w (2.6); Drechsler 6.70 (1.0); Montalvo 6.69w (2.6) & 6.35 (-0.3); Mushayilova 6.63w (2.1) & 6.41 (1.8); Khlopotnova 6.63w (2.7) & 6.38 (1.2); Edwards 6.59 (1.0); Brunner 6.53w (2.7)

Non-qualifiers: Nicole Boegman AUS 6.51 (-0.9); Niki Xanhou GRE 6.50 (0.4); Lyudmila Galkina RUS 6.49 (1.3); Yao Weili CHN 6.49 (1.3); Andrea Avila ARG 6.39w (2.3) & 6.34 (1.5); Valentina Gotovska LAT 6.32 (1.4); Sharon Couch USA 6.30 (1.9); Ksenija Predikaka SLO 6.30w (2.1); Dionne Rose JAM 6.07w (2.1); Elma Muros PHI 6.01w (3.6) & 5.98 (1.2); Nilufar Yeasmin BAN 5.40w (3.2); Tunde Vaszi HUN & Pastora Chávez HON NM

Group B qualifiers: Rublyova 6.74 (0.5); Kravets 6.73 (-0.6); Joyner-Kersee 6.73 (0.3); Vershinina 6.72w (2.1); Karczmarek 6.54w (2.3) & 6.44 (-0.8); Ucheddu 6.53 (0.0)

Non-qualifiers: Marieke Veltman USA 6.50 (0.1); Pat Itanyi NGR 6.46 (1.5); Lacena Golding JAM 6.45 (1.2); Nadine Caster FRA 6.43 (0.8); Renata Nielsen DEN 6.42 (0.0); Claudia Gerhardt GER 6.40 (2.0); Flora Hyacinth ISV 6.36 (0.7); Ljudmila Ninova AUT 6.32 (-1.4); Fatma Dulkan TUR 6.22 (0.9); Beryl Laramé SEY 5.50 (1.5); Deborah Rugama NCA 4.88w (4.2); Heli Koivula FIN, Voula Patoulidou GRE & Ana Liku TGA NM

Athens 1997

Final (Aug 9)

1,	Lyudmila Galkina	RUS	7.05	(0.6)
2,	Niki Xanhou	GRE	6.94	(0.1)
3,	Fiona May	ITA	6.91	(0.8)
4,	Heike Drechsler	GER	6.89	(-0.1)
5,	Jackie Joyner-Kersee	USA	6.79	(0.7)
6,	Susen Tiedtke-Greene	GER	6.78	(-0.1)
7,	Viktoriya Vershinina	UKR	6.71	(0.8)
8,	Erica Johansson	SWE	6.64	(-0.3)
9,	Magdalena Khristova	BUL	6.64	(0.4);
10,	Marion Jones	USA	6.63	(0.0);
11,	Sharon Jaklofsky	NED	6.61	(1.0);
12,	Chioma Ajunwa	NGR	5.21	(-0.3)

Series	1	2	3	4	5	6
Galkina	6.89	6.85	x	7.05	x	-
Xanhou	x	6.69	6.93	6.94	x	x
May	6.91	x	x	6.78	6.66	x
Drechsler	6.62	x	6.69	4.90	6.87	6.89
Joyner-Kersee	6.79	6.78	x	6.72	6.78	6.60
Tiedtke-Greene	6.75	x	x	6.78	6.54	6.7
Vershinina	4.28	6.71	x	x	6.56	6.54
Johansson	x	6.54	6.64	6.54	5.34	6.41

The shock winner of the Olympic gold medal, Ajunwa, led the qualifiers by a whopping 21cm margin at 7.01 but, her left thigh heavily strapped, she hurt herself on her first jump in the final and had to be carried off on a stretcher. Defending champion May led the final with her opening leap of 6.91 until local heroine Xanhou went ahead by 2cm in the third round. However, one round later the 1995 world indoor champion Galkina, a former world junior triple jump record holder, stretched out to a timely personal best of 7.05. Xanhou improved slightly to 6.94 to consolidate second place. May's 6.91 held up for bronze but, with thousands of Greeks whistling in an unsporting attempt to distract her, the British-born Italian marginally fouled her final attempt, landing beyond 7 metres. Drechsler, champion in 1983 and 1993, fell just short of a medal with her last jump and one place ahead of another former world champion and record holder in Jackie Joyner-Kersee. The 100m champion Jones, a novice at this event, placed tenth.

Qualifying Round (6.70 or top 12 to final) (Aug 7)

Group A qualifiers: Ajunwa 7.01 (1.1); Drechsler 6.80 (-0.3); Galkina 6.75 (0.2); Jaklofsky 6.73 (0.5); Johansson 6.64 (-0.4); Khristova 6.63 (0.2); Joyner-Kersee 6.62 (-0.8); Jones 6.59 (-0.3)

Non-qualifiers: Heli Koivula FIN 6.57 (-0.2); Yelena Shekhovtsova UKR 6.52 (-0.4); Tünde Vaszi HUN 6.52 (0.4); Lacena Golding JAM 6.50 (-0.1); Renata Nielsen DEN 6.49 (0.1); Linda Ferga FRA 6.46 (-0.2); Valentina Gotovska LAT 6.20 (0.2); Sabine Braun GER 6.20 (0.4); Andrea Avila ARG 6.08 (1.1); Voula Patoulidou GRE 5.90 (-0.9); Siulolo Liku TGA 5.83 (0.7); Gilda Massa PER 5.51 (-0.6)

Group B qualifiers: May 6.73 (-0.1); Tiedtke-Greene GER 6.72 (0.2); Vershina UKR 6.66 (1.0); Xánthou GRE 6.62 (0.3)

Non-qualifiers: Joanne Wise GBR 6.52 (0.5); Ljudmila Ninova AUT 6.50 (0.6); Nina Perevedentseva RUS 6.45 (-0.4); Agata Karczmarek POL 6.44 (0.5); Yelena Pershina KAZ 6.38 (0.5); Jackie Edwards BAH 6.38 (-0.6); Sharon Couch USA 6.37 (-0.1); Nadine Caster FRA 6.37 (-0.3); Yelena Donkina RUS 6.29 (0.9); Chantal Brunner NZL 6.26 (0.2); Eunice Barber SLE 6.19 (0.2); Jelena Blazevica LAT 6.18 (0.6); Yelena Lemeshevskaya BLR 6.07 (-0.2); Luciana dos Santos BRA 5.92 (0.7); Anja Valant SLO 5.77 (1.0); Elisa Pérez DOM 5.67 (0.0); Vera Bregu ALB 5.58 (-0.4); Maria Fleischmann GUA 5.25 (0.2); Isis Moreno PAN 5.08 (-0.9)

Seville 1999

Final (Aug 23)

1,	Niurka Montalvo	ESP	7.06	(-0.1)
2,	Fiona May	ITA	6.94	(-0.2)
3,	Marion Jones	USA	6.83	(-0.2)
4,	Lyudmila Galkina	RUS	6.82	(0.0)
5,	Joanne Wise	GBR	6.75	(-0.3)
6,	Dawn Burrell	USA	6.74	(0.0)
7,	Susen Tiedtke	GER	6.68	(-0.1)
8,	Maurren Maggi	BRA	6.68	(0.1)
9,	Nicole Boegman AUS 6.63 (-0.3);			
10,	Erica Johansson SWE 6.63 (-0.1);			
11,	Olga Rublyova RUS 6.56 (0.9);			
12,	Shana Williams USA 6.52 (0.0)			

Series	1	2	3	4	5	6
Montalvo	6.80	6.77	x	6.88	x	7.06
May	6.92	x	6.94	x	x	6.87
Jones	6.79	6.62	6.73	x	6.82	x
Galkina	6.70	6.71	6.52	6.64	6.68	6.82
Wise	6.75	6.55	6.46	6.69	4.83	6.71
Burrell	6.60	6.74	6.51	6.69	6.57	4.84
Tiedtke	6.68	x	x	x	x	6.59
Maggi	x	6.53	6.68	x	6.47	x

There was controversy surrounding the winning jump of Spain's Montalvo, runner-up to May in the 1995 World Championships when she represented Cuba. May, who led the qualifying with 7.04, opened with 6.92 and 6.94 and grew steadily more tense as all the other contenders fell short of the target. Montalvo, who had only qualified for the final on her third and last attempt, came closest with 6.88 in round 4, while third placed Jones improved in round 5 when Montalvo had a huge but invalid jump. Jones' final effort was a very narrow foul of beyond 7m but Montalvo uncorked the jump of her life. It was measured at 7.06 ... but was her toe over the board? Montalvo stated: "My last attempt was clearly valid. The take-off board shows no mark to indicate a foul." In contrast, a dispirited May asserted: "It was obviously a foul. You could tell that by the replays."

Qualifying round (6.80 or top 12 to final) (Aug 21)

Group A qualifiers: May 7.04 (0.2); Montalvo 6.78 (-0.2); Rublyova 6.76 (0.0); Wise 6.75 (0.1); Boegman 6.63 (-0.2); Burrell 6.62 (0.2)

Non-qualifiers: Tatyana Kotova RUS 6.62 (0.6); Baya Rahouli ALG 6.55 (-1.0); Aurélie Félix FRA 6.54 (0.1); Yelena Kashcheyeva KAZ 6.40 (-0.6); Yelena Shekhovtsova UKR 6.39 (-0.4); Jackie Edwards BAH 6.23 (-0.5); Yelena Bobrovskaya KGZ 6.07 (0.3); Luciana dos Santos BRA 6.00 (0.2); Vanessa Monar CAN NM; Chioma Ajunwa NGR DNS

Group B qualifiers: Galkina 6.88 (0.0); Jones 6.81 (0.0); Johansson 6.79 (-0.8); Tiedtke 6.67 (0.1); Maggi 6.66 (0.1); Williams 6.63 (-0.1)

Non-qualifiers: Agata Karczmarek POL 6.58 (0.1); Valentina Gotovska LAT 6.55 (0.0); Guan Yingnan CHN 6.55 (0.1); Yelena Pershina KAZ 6.51 (0.1); Tatyana Ter-Mesrobyan RUS 6.47 (-0.2); Viktoriya Vershina UKR 6.44 (0.5); Chantal Brunner NZL 6.40 (0.0); Tünde Vaszi HUN 6.39 (-0.3); Niki Xánthou GRE 6.34 (0.2); Sharon Jaklofsky NED 6.31 (0.9); Eva Dolezalová CZE 6.22 (-0.8); Flora Hyacinth ISV NM

Edmonton 2001

Final (Aug 7)

1,	Fiona May	ITA	7.02w	(2.6)
2,	Tatyana Kotova	RUS	7.01w	(3.6)
3,	Niurka Montalvo	ESP	6.88w	(2.1)
4,	Tünde Vaszi	HUN	6.86	(1.7)
5,	Valentina Gotovska	LAT	6.84w	(3.5)

6,	Niki Xánthou	GRE	6.76w	(3.1)
7,	Maurren Maggi	BRA	6.73	(-0.6)
8,	Lyudmila Galkina	RUS	6.70	(0.1)

Legal bests:

May	6.97	(1.2)
Kotova	6.82	(0.2)
Montalvo	6.76	(1.4)
Gotovska	6.67	(1.5)
Xánthou	6.61	(1.7)

9, Guan Yingnan CHN 6.69w (3.5) & 5.12 (0.3); 10, Elva Goulbourne JAM 6.62 (1.2); 11, Kumiko Ikeda JPN 6.44 (1.2); Jenny Adams USA NM

Series	1	2	3	4	5	6
May	6.86w	6.97	7.02w	6.73	6.97	6.80w
Kotova	6.60	6.82	6.67	7.01w	6.81w	x
Montalvo	6.73w	x	6.59	6.88w	6.76	6.54
Vaszi	6.68	x	6.86	6.84	x	x
Gotovska	6.84w	6.67	6.66	x	6.59w	6.23
Xánthou	6.61	x	6.76w	6.67w	x	6.57
Maggi	6.40	6.46	6.73	x	6.67w	x
Galkina	6.56	6.67	6.70	x	6.61w	x

Fiona May regained her title to become the first athlete to win World golds across three decades. She was World Junior Champion in 1988 and won world titles indoors in 1997 and outdoors in 1995 and now 2001. The British-born Italian had not been fancied to win, with a season's best of just 6.79. Yet she improved to 6.80 in the qualifying round where former champion Drechsler, her right thigh strapped, was eliminated.

In the final, May led all the way, starting with a 6.86w then 6.97 and 7.02w, which was also measured at 7.16w from her take-off point behind the edge of the board. In the fourth round Kotova – the favourite – spanned 7.01w (7.12w from take-off) while defending champion Montalvo moved into the bronze medal position. That was how it stayed until the finish. After the event, May announced she would be taking a rest from competition in 2002.

Qualifying round (6.70 or top 12 to final) (Aug 5)

Group A qualifiers: May 6.80 (1.0); Vaszi 6.71 (-1.4); Montalvo 6.65 (-0.5); Galkina 6.62 (-0.2); Goulbourne 6.60 (-0.5); Adams 6.48 (-2.5)

Non-qualifiers: Yelena Kashcheyeva KAZ 6.46 (0.4); Maho Hanaoka JPN 6.43 (0.8); Chioma Ajunwa NGR 6.43 (-0.3); Jackie Edwards BAH 6.42 (-0.3); Olga Rublyova RUS 6.27 (-0.4)

Group B qualifiers: Maggi 6.74 (0.4); Guan 6.66 (0.6); Xánthou 6.66 (-1.1); Gotovska 6.58 (-0.9); Kotova 6.54 (-1.1); Ikeda 6.49 (-0.3)

Non-qualifiers: Chantal Brunner NZL 6.39 (-0.8); Aurélie Félix FRA 6.37 (1.0); Alice Falaiye CAN 6.04 (0.1); Yelena Bobrovskaya KGZ 5.93 (-0.1); Heike Drechsler GER 4.45 (-1.7)

Paris 2003

Final (Aug 30)

1,	Eunice Barber	FRA	6.99	(0.4)
2,	Tatyana Kotova	RUS	6.74	(0.1)
3,	Anju Bobby George	IND	6.70	(1.2)
4,	Jade Johnson	GBR	6.63	(0.5)
5,	Olga Rublyova	RUS	6.58	(-0.2)
6,	Tünde Vaszi	HUN	6.53	(0.5)
7,	Bronwyn Thompson	AUS	6.48	(-0.3)
8,	Grace Upshaw	USA	6.47	(0.1)

9, Fiona May ITA 6.46 (0.1); 10, Lyudmila Galkina RUS 6.45 (-1.4); 11, Valentina Gotovska LAT 6.43 (-0.7); 12, Conchi Montaner ESP 6.37 (-0.4)

Series	1	2	3	4	5	6
Barber	6.52	6.74	x	6.48	x	6.99
Kotova	x	6.74	x	6.56	6.72	6.63
George	6.61	x	x	6.56	6.70	6.62
Johnson	6.50	x	6.63	6.42	x	6.53
Rublyova	6.51	6.54	6.58	x	4.75	x
Vaszi	6.47	6.41	6.49	x	6.53	6.52
Thompson	6.48	6.44	6.39	6.39	6.38	6.31
Upshaw	x	6.37	6.47	6.40	x	6.24

Like the men's final, the distances jumped were moderate. Going into the last round Kotova (6.74 & 6.72) led on countback from Barber (6.74 & 6.52). Kotova was the penultimate jumper in the final and her 6.63 changed nothing; the Sierra Leone émigré to France would need

6.73 or better for gold. The crowd were informed of the situation so Barber had thunderous support as she prepared for her effort, the last of the contest. She took off well before the foul line (though not disastrously so) and flew out to a distance which was instantly recognisable as one which would be enough for victory. It was 6.99. Measuring equipment at the take-off board confirmed she had 11cm to spare there, so her "true" distance was 7.10. On the penultimate day of the championships, Barber had won France's first gold in Paris.

Qualifying round (6.65 or top 12 to final) (Aug 28)

Group A qualifiers: Rublyova 6.67 (-0.2); Thompser 6.65 (0.3); Johnson 6.62 (0.5); Vaszi 6.55 (-0.1); Montaner 6.53 (-0.1)

Non-qualifiers: Guan Yingnan CHN 6.51 (0.3); Johanna Halkoaho FIN 6.41 (0.3); Niki Xánthou GRE 6.37 (0.5); Onika James TRI 6.36 (-0.1); Jackie Edwards BAH 6.34 (0.4); Kumiko Ikeda JPN 6.15 (0.0); Anastasiya Zhuravlyeva UZB NM

Group B qualifiers: Barber 6.78 (0.0); Galkina 6.72 (0.2); Bobby George 6.59 (0.2); May 6.57 (0.1); Gotovska 6.56 (0.1); Kotova 6.56 (0.0); Upshaw 6.55 (0.0)

Non-qualifiers: Bianca Kappler GER 6.50 (0.0); Olivia Wöckinger AUT 6.38 (0.0); Elva Goulbourne JAM 6.27 (0.0); Stilianí Pilátou GRE 6.21 (-0.1); Yelena Koshcheyeva KAZ 6.13 (0.3); Adina Anton ROU 6.09 (1.0)

Helsinki 2005

Final (Aug 10)

1,	Tianna Madison	USA	6.89	(1.1)
2,	Tatyana Kotova	RUS	6.79	(1.5)
3,	Eunice Barber	FRA	6.76w	(2.3)
4,	Yargelis Savigne	CUB	6.69	(0.1)
5,	Anju Bobby George	IND	6.66	(1.4)
6,	Oksana Udmurtova	RUS	6.53	(1.0)
7,	Grace Upshaw	USA	6.51	(1.4)
8,	Kelly Sotherton	GBR	6.42w	(5.4)

Legals bests:

Barber	6.70	(-1.4)
Sotherton	6.38	(1.2)

9, Jackie Edwards BAH 6.42w (2.9) & 6.14 (1.9); 10, Tünde Vaszi HUN 6.32 (1.7); 11, Concepción Montaner ESP 6.32 (1.3); 12, Elva Goulbourne JAM 6.21 (-1.7)

Series	1	2	3	4	5	6
Madison	x	6.69	6.35	x	6.89	x
Kotova	6.76	6.69	6.79	6.59	6.59	6.53
Barber	6.44	x	6.31	6.70	x	6.76w
Savigne	6.69	6.34	x	x	6.51	6.67
George	6.66	6.59	6.57	6.51	x	6.56
Udmurtova	6.45w	5.97	6.53	6.46	x	6.28w
Upshaw	6.44	6.24	6.49	6.51	x	6.38
Sotherton	6.38	x	6.42w	x	x	x

This was expected to be a battle between two Russians unbeaten so far in 2005 – Kotova and Simagina – but the latter was a non-starter due to an apparent hamstring problem. Qualifying was headed by Madison with a lifetime best of 6.83, as only two jumpers made the mandatory qualifying of 6.65. The wind and rain played havoc with the final, as in round one the opening jump was aided with a wind of 2.8, while five jumps later the measurement was -1.7. Kotova, the only jumper to produce six measured jumps, led after halfway with 6.79 from the 6.69s of Madison and Savigne. Barber moved into second with 6.70 in round 4. Remarkably the 19 year-old Madison then produced another lifetime best, this time 6.89, to take control of the gold medal. The positions stayed the same, though Barber improved with her 6.76w in the final round. Kotova had the frustrating situation of being the silver medalist for the third time in a row. The winning distance (measured at 6.942 from take-off) was the worst in the history of the world championships, a function of the conditions.

Qualifying round (6.65 or top 12 to final) (Aug 9)

Group A qualifiers: Montaner 6.65w (2.3); Kotova 6.63 (1.7); Savigne 6.57 (0.7); Sotherton 6.55 (1.3); Goulbourne 6.53 (0.6)

Non-qualifiers: Rose Richmond USA 6.53w (2.5) & 6.38 (1.1); Fiona May ITA 6.51 (-1.0); Marestella Torres PHI 6.46 (0.9); Naide Gomes POR 6.42 (0.1); Natalia Kilpeläinen FIN 6.34 (0.9); Ineta Radevica LAT 6.18 (-0.7); Soko Salajiqi FIJ 5.77 (1.7); Martina Darmovzalová CZE 5.74 (-0.5); Kéné Ndoye SEN DNS

Group B qualifiers: Madison 6.83 (1.2); Vaszi 6.62 (-0.9); Barber 6.60 (0.6); Upshaw 6.59 (-0.5); Udmurtova 6.56 (1.6); Bobby George 6.54 (-1.0); Edwards 6.53 (1.5)

Non-qualifiers: Kumiko Ikeda JPN 6.51 (-1.0); Aleksandra Shyshlyuk UKR 6.40 (1.5); Bianca Kappler GER 6.35 (0.9); Ioanna Kafetzí GRE 6.31 (0.0); Adina Anton ROU 6.25 (0.4)

Osaka 2007

Final (Aug 28)

1,	Tatyana Lebedeva	RUS	7.03	(0.3)
2,	Lyudmila Kolchanova	RUS	6.92	(-0.3)
3,	Tatyana Kotova	RUS	6.90	(0.5)
4,	Naide Gomes	POR	6.87	(0.7)
5,	Bianca Kappler	GER	6.81	(-0.7)
6,	Maurren Maggi	BRA	6.80	(1.2)
7,	Keila Costa	BRA	6.69	(0.0)
8,	Brittney Reese	USA	6.60	(-1.5)

9, Anju Bobby George IND 6.53 (0.9); 10, Tianna Madison USA 6.47 (0.9); 11, Viktoriya Rybalko UKR 6.45 (0.0); 12, Jana Veldáková SVK 6.21 (-1.8)

Series	1	2	3	4	5	6
Lebedeva	6.73	7.03	7.03	x	6.98	-
Kolchanova	x	6.84	x	6.71	6.63	6.92
Kotova	6.80	x	6.75	6.70	x	6.90
Gomes	6.87	6.75	6.61	6.86	6.85	6.80
Kappler	6.81	6.66	6.78	6.55	x	6.49
Maggi	6.41	6.64	6.73	6.80	6.62	6.76
Costa	6.69	6.44	6.66	6.66	x	6.61
Reese	x	6.60	6.58	x	x	6.29

The qualifying round was led by Russian Champion Kolchanova and the ex-heptathlete Gomes who both cleared 6.96. Brazil's Maggi reached 6.95 (or 7.07 from take-off).

Gomes led after the first round of the final with 6.87, with Kappler (6.81) and Kotova (6.80) next. Kolchanova opened round two with 6.84, and Lebedeva then powered off the board to 7.03 (7.08 from take-off). To emphasize the point, Lebedeva repeated her 7.03 in the next round. The Russian backed up her seven metre jumps with 6.98 in the fifth. It turned out to be Russia's day, as Kotova improved to 6.90 to steal the bronze medal from Gomes, increase her "world" medal collection to four, and give Russia her first ever sweep in a World Championship event.

Qualifying round (6.75 or top 12 to final) (Aug 27)

Group A qualifiers: Kolchanova 6.96 (0.5); Maggi 6.95 (0.6); Kappler 6.85 (0.1); Rybalko 6.77 (0.7); George 6.60 (0.5)

Non-qualifiers: Denisa Scerbová CZE 6.58 (0.5); Concepción Montaner ESP 6.55 (0.0); Eunice Barber FRA 6.51 (0.6); Chen Yaling CHN 6.50 (-0.4); Grace Upshaw USA 6.47 (-0.1); Bronwyn Thompson AUS 6.46 (0.4); Rose Richmond USA 6.45 (0.5); Eliane Martins BRA 6.28 (-0.5); Shara Proctor AIA 5.82 (0.7); Carolina Klüft SWE DNS

Group B qualifiers: Gomes 6.96 (1.0); Lebedeva 6.84 (0.0); Reese 6.83 (-0.1); Kotova 6.73 (0.0); Veldáková 6.65 (0.5); Costa 6.61 (0.0); Madison 6.59 (0.0)

Non-qualifiers: Alina Militaru ROU 6.58 (0.8); Malgorzata Trybanska POL 6.49 (0.0); Aleksandra Stadnyuk UKR 6.47 (0.1); Jung Soon-Ok KOR 6.45 (0.0); Janice Josephs RSA 6.44 (-0.2); Kumiko Ikeda JPN 6.42 (-0.3); Elva Goulbourne JAM 6.32 (-0.4); Jackie Edwards BAH 6.29 (0.5)

LONG JUMP

Multiple Medallists:

4	Heike Daute/Drechsler	GDR/GER	83-1, 87-3, 91-2, 93-1
	Fiona May	ITA	95-1, 97-3, 99-2, 01-1
	Tatyana Kotova	RUS	01-2, 03-2, 05-2, 07-3
3	Niurka Montalvo	CUB/ESP	95-2, 99-1, 01-3
2	Jackie Joyner/Kersey	USA	87-1, 91-1
	Larysa Berezhnaya	URS/UKR	91-3, 93-2
	Eunice Barber	FRA	03-1, 05-3

Most Finals:

6	Daute/Drechsler		83-1, 87-3, 91-2, 93-1, 95-9, 97-4
5	Lyudmila Galkina	RUS	93-5, 97-1, 99-4, 01-8, 03-10
	May		95-1, 97-3, 99-2, 01-1, 03-9

Most Appearances:

9	Jackie Edwards	BAH	91-10, 93-18Q, 95-nm, 97-24Q, 99-28Q, 01-16Q, 03-19Q, 05-9, 07-27Q
8	May	GBR/ITA	91-19Q, 93-14Q, 95-1, 97-3, 99-2, 01-1, 03-9, 05-14Q

National Placings:

	1	2	3	4	5	6	7	8	Points
RUS	2	4	2	2	2	1	-	1	78
USA	3	-	2	-	1	2	2	2	52
GER	2	1	1	2	2	1	1	-	52
ITA	2	1	1	-	1	-	-	-	33

Long Jump, continued									
	1	2	3	4	5	6	7	8	Points
URS	-	1	1	2	1	1	-	1	31
UKR	-	1	-	1	-	-	1	1	15
ESP	1	-	1	-	-	-	-	-	14
FRA	1	-	1	-	-	-	-	-	14
GBR	-	-	-	1	2	-	-	1	14
CUB	-	1	-	1	-	-	-	-	12
HUN	-	-	-	1	-	2	-	-	11
GRE	-	1	-	-	-	1	-	-	10
ROU	-	1	-	-	-	1	-	-	10
IND	-	-	1	-	1	-	-	-	10
BRA	-	-	-	-	-	1	2	1	8
DEN	-	-	1	-	-	-	-	-	6
AUS	-	-	-	-	-	-	2	2	6
POR	-	-	-	1	-	-	-	-	5
AUT	-	-	-	-	-	1	1	-	5
LAT	-	-	-	-	1	-	-	-	4
POL	-	-	-	-	-	-	1	1	3
TCH	-	-	-	-	-	-	1	-	2
SWE	-	-	-	-	-	-	-	1	1
Totals	11	11	11	11	11	11	11	11	396

Triple Jump Stuttgart 1993

Final (Aug 21)

1, Anna Biryukova	RUS	15.09WR	(0.5)											
2, Iolanda Chen	RUS	14.70	(0.1)											
3, Iva Prandzheva	BUL	14.23	(-0.2)											
4, Niurka Montalvo	CUB	14.22	(0.2)											
5, Helga Radtke	GER	14.19	(0.1)											
6, Antonella Capriotti	ITA	14.18	(-0.1)											
7, Sárka Kaspárková	TCH	14.16	(0.1)											
8, Urszula Włodarczyk	POL	13.80	(0.8)											
9, Michelle Griffith	GBR	13.69 (0.1);	10, Jelena Blazevica	LAT	13.57 (0.0);	11, Ljudmila Ninova	AUT	13.30 (0.7);	12, Monica Toth	ROU	12.87 (-0.6);	Inna Lasovskaya	RUS	NM

Series	1	2	3	4	5	6
Biryukova	14.62	14.77	x	14.54	15.09	x
Chen	x	13.78	x	x	14.48	14.70
Prandzheva	14.05	x	13.65	14.07	x	14.23
Montalvo	13.63	13.81	13.76	13.67	14.22	14.18
Radtke	x	13.86	x	14.01	13.77	14.19
Capriotti	14.07	14.05	14.01	14.02	14.18	13.79
Kaspárková	x	13.84	x	14.09	x	14.16
Włodarczyk	13.80	13.34	13.65	13.71	13.58	13.66

The inaugural title was won by a woman in her first season in this event who had failed to reach the Stuttgart long jump final. Biryukova started in style with 14.62, and improved to a personal best of 14.77 in round 2. Conversely, the world record holder Chen only just managed to qualify for her last three jumps.

By the start of the fifth round, Biryukova had a lead of 66cm from Kaspárková. She increased her advantage with the first ever 15m triple jump – a world record of 15.09. The three phases of the jump were measured at 5.57, 4.47 and 5.05.

Qualifying round (13.75 or top 12 to final) (Aug 20)

Group A qualifiers: Radtke 14.14 (0.5); Chen 14.09 (-0.8); Kaspárková 13.98 (-0.8); Montalvo 13.68 (-0.2); Ninova 13.60 (0.8); Griffith 13.48 (0.2); Włodarczyk 13.43 (-0.3); Blazevica 13.43 (0.6)

Non-qualifiers: Concepción Paredes ESP 13.38 (-0.2); Sheila Hudson USA 13.29(-0.2); Petra Laux GER 13.22 (0.5); Marika Salminen FIN 12.69 (-0.2); Graciela Acosta URU 11.80 (-0.3); Ildikó Fekete HUN NM; Sylvie Kabore BUR DNS

Group B qualifiers: Lasovskaya 14.05 (-0.8); Biryukova 13.85 (-0.5); Prandzheva 13.78 (-0.2); Capriotti 13.52 (-0.1); Toth 13.48 (0.4)

Non-qualifiers: Rachel Kirby GBR 13.33 (-0.1); Zhanna Gureyeva BLR 13.30 (0.5); Caroline Honore FRA 13.09 (-1.1); Renata Nielsen DEN 12.96 (-0.2); Cynthea Rhodes USA 12.90 (0.5); Althea Moses BIZ 12.17 (0.1); Andrea Avila ARG NM; Ermelinda Shehu ALB NM; Anja Vokuhl GER NM; Agnieszka Stanczyk POL DNS

Gothenburg 1995

Final (Aug 10)

1, Inessa Kravets	UKR	15.50WR	(0.9)
2, Iva Prandzheva	BUL	15.18	(0.3)
3, Anna Biryukova	RUS	15.08	(1.4)

4, Inna Lasovskaya	RUS	14.90	(1.2)
5, Rodica Petrescu	ROU	14.82w	(2.5)
6, Ren Ruiping	CHN	14.25	(1.7)
7, Zhanna Gureyeva	BLR	14.22	(0.8)
8, Barbara Lah	ITA	14.18w	(2.3)

Legal bests:

Petrescu	14.56	(0.6)
Lah	14.02	(0.7)

9, Jelena Blazevica LAT 14.09 (0.2); 10, Yelena Govorova UKR 14.07 (0.5); 11, Iolanda Chen RUS 14.05 (1.9); 12, Michelle Griffith GBR 13.59 (1.5)

Series	1	2	3	4	5	6
Kravets	x	x	15.50	x	-	14.55
Prandzheva	14.28	14.76	14.48	14.65	15.18	15.00
Biryukova	x	14.85	15.08	x	14.66	x
Lasovskaya	x	x	14.52	14.85	x	14.90
Petrescu	14.44	14.56	x	14.82w	14.39w	14.64w
Ren	14.09	13.87	14.25	x	12.31	13.45
Gureyeva	14.22	13.97	x	x	x	13.80
Lah	14.02	x	14.18w	x	x	x

Three days after Jonathan Edwards's exploits there was another barrier-breaking world triple jump record in Gothenburg. Kravets added a phenomenal 41 centimetres to the previous record and became the first woman to triple jump more than 50 feet.

A world record attempt should have been the last thing on Kravets's mind. The Ukrainian was in trouble after fouling her first two jumps in the final. The reason for this, she explained afterwards, was that she found the runway so fast that she had increased the length of her usual runup. She also revealed that a photo of Edwards had provided her with inspiration before her crucial third jump. Instead of a "safe" jump, Kravets bounded to a world record of 15.50! It gave her the lead by 65 centimetres.

There had only been one legal 15-metre jump outdoors before the Gothenburg final. Afterwards there were five, because besides Kravets, defending champion Biryukova reached 15.08 in round 3. She was overtaken by Prandzheva, who went out to 15.18 in the fifth and 15.00 in the sixth. Kravets had a long foul in the fourth round and cleared 14.55 with her only other valid effort.

Qualifying round (14.05 or top 12 to final) (Aug 8)

Group A qualifiers: Chen 14.56w (2.9); Prandzheva 14.46 (0.7); Gureyeva 14.41w (2.5) & 13.95 (1.3); Lasovskaya 14.38 (1.4); Lah 14.17 (1.6); Govorova 14.05 (1.3)

Non-qualifiers: Sárka Kaspárková CZE 13.94 (0.2); Valérie Guiyoule FRA 13.92 (0.6); Diana Orange USA 13.71 (1.4); Ashia Hansen GBR 13.61 (1.5); Monica Toth ROU 13.52 (0.9); Wu Lingmei CHN 13.43 (-0.3); Andrea Avila ARG 13.41w (2.8) & 12.92 (0.4); Kaisa Gustafsson FIN 13.18 (1.3); Nicola Martial GUY 12.95 (1.9); Elisa Pérez DOM 12.02 (0.1)

Group B qualifiers: Kravets 14.44w (2.4); Biryukova 14.38 (1.1); Blazevica 14.29 (1.9); Ren 14.17w (2.3); Petrescu 14.06w (3.5); Griffith 14.03 (1.1)

Non-qualifiers: Ramona Molzan GER 13.90w (2.2) & 13.43 (-0.1); Sheila Hudson USA 13.80 (1.3); Virge Naeris EST 13.76 (0.9); Concepción Paredes ESP 13.75 (1.2); Cynthea Rhodes USA 13.68 (0.9); Caroline Honoré FRA 13.41 (0.0); Betty Lise FRA 13.35 (0.5); Sonya Agbessi BEN 12.02 (1.9); Niurka Montalvo CUB 11.40 (1.1); Althea Moses BIZ NM

Athens 1997

Final (Aug 4)

1, Sárka Kaspárková	CZE	15.20	(0.0)								
2, Rodica Mateescu	ROU	15.16	(0.1)								
3, Yelena Govorova	UKR	14.67	(0.7)								
4, Olga Vasdhéki	GRE	14.62	(-0.9)								
5, Ashia Hansen	GBR	14.49	(0.9)								
6, Tereza Marinova	BUL	14.34	(0.9)								
7, Jelena Blazevica	LAT	14.06	(-1.1)								
8, Betty Lise	FRA	14.03	(0.2)								
9, Gundega Sproge	LAT	13.98 (-0.8);	10, Petra Lobinger	GER	13.86 (-1.4);	11, Cynthea Rhodes	USA	13.79 (-0.4);	12, Zhanna Gureyeva	BLR	13.59 (0.7)

Series	1	2	3	4	5	6
Kaspárková	14.86	14.65	15.01	x	15.20	14.83
Mateescu	15.16	x	14.90	14.38	14.84	12.21
Govorova	14.59	14.50	x	14.58	14.67	x
Vasdhéki	14.39	14.36	14.26	14.46	14.62	14.60
Hansen	13.99	14.36	x	14.41	14.21	14.49
Marinova	14.34	13.78	x	14.10	14.09	12.54
Blazevica	x	14.06	13.88	13.78	x	x
Lise	13.49	14.02	x	x	14.03	13.77

Despite the absence from Athens through injury of world record holder Kravets and 1997 world indoor champion Lasovskaya, and the dreadful injury sustained by 1993 world champion Biryukova in the qualifying contest (she ruptured a patella tendon), the final proved to be a thriller of the highest class.

Mateescu opened with a Romanian record of 15.16 for third place on the world all-time list but her Czech opponent, Kaspárková (formerly a 1.95 high jumper), was also in inspired form and set a national record of 15.01 in the third round prior to bounding out to 15.20 with her penultimate jump. That was a distance only Kravets had ever bettered. A Greek record of 14.62 briefly held third place for Vasdhéki until, later in the fifth round, Govorova cleared 5cm further.

British hope Hansen, suffering from a back injury after the first round, filled fifth place at 14.49; her 14.77 in leading the qualifiers would have won the bronze medal.

Qualifying Round (14.25 of top 12 to final) (Aug 2)

Group A qualifiers: Hansen 14.77 (0.2); Lise 14.50 (-0.1); Vasdhéki 14.49 (0.3); Kaspárková 14.44 (0.1); Govorova 14.39 (0.0); Gureyeva 14.35 (0.3); Blazevica 14.35 (1.1); Rhodes 14.25 (1.0)

Non-qualifiers: Yelena Donkina RUS 14.07 (1.0); Natalya Kayukova RUS 14.06 (1.1); Ren Ruiping CHN 14.06 (0.3); Heli Koivula FIN 13.85w (2.3); Suzette Lee JAM 13.82 (0.3); Zlatka Radukanova BUL 13.52 (-0.3); Jackie Edwards BAH 13.39 (-0.4); Anja Valant SLO 13.36 (0.6); Antonella Capriotti ITA 13.32 (0.0); Marija Martinovic YUG 13.30 (0.3); Cristina Nicolau ROU 13.25 (-1.0); Shonda Swift USA NM; Oksana Zelinskaya KAZ DQ (r40.1) (13.39/1.8)

Group B qualifiers: Mateescu 14.57 (0.7); Marinova 14.28w (2.1) & 13.99 (0.1); Sproge 14.22 (-0.8); Lobinger 14.17 (1.2)

Non-qualifiers: Yamilé Aldama CUB 14.09 (0.0); Galina Cistjaková SVK 14.02 (0.2); Yelena Khlusovich UKR 13.87 (0.3); Maria de Souza BRA 13.75 (-0.5); Yelena Stakhova BLR 13.71 (1.7); Barbara Lah ITA 13.70 (0.1); Dorte Jensen DEN 13.69 (0.6); Michelle Griffith GBR 13.67 (0.5); Niambi Dennis USA 13.51 (0.3); Andrea Avila ARG 13.45 (1.1); Trecia Smith JAM 13.34 (-0.3); Maria Fleischmann GUA 12.18 (-0.2); Valérie Guiyoule FRA 11.37 (-0.4); Anna Biryukova RUS & Cristina Moruja POR NM

Seville 1999

Final (Aug 24)

1,	Paraskevi Tsiamita	GRE	14.88	(0.2)
2,	Yamilé Aldama	CUB	14.61	(-0.4)
3,	Olga Vasdhéki	GRE	14.61	(0.2)
4,	Tatyana Lebedyeva	RUS	14.55	(0.7)
5,	Iva Prandzheva	BUL	14.54	(0.0)
6,	Sárka Kaspárková	CZE	14.54	(1.2)
7,	Yelena Govorova	UKR	14.47	(-0.3)
8,	Cristina Nicolau	ROU	14.38	(0.4)
9,	Oksana Rogova	RUS	14.16	(-0.1); 10, Baya Rahouli ALG 14.00 (0.7); 11, Adelina Gavrilă ROU 13.87 (-0.2); 12, Ashia Hansen GBR 13.39 (-0.4)

Series	1	2	3	4	5	6
Tsiamita	14.88	x	14.59	x	14.35	x
Aldama	14.34	14.61	12.87	14.32	14.21	12.73
Vasdhéki	x	x	14.20	14.33	14.61	x
Lebedyeva	14.01	14.40	14.55	14.49	x	14.47
Prandzheva	x	14.54	14.32	14.18	x	14.36
Kaspárková	14.54	14.33	14.23	14.34	14.08	14.25
Govorova	x	14.30	14.47	13.94	x	14.03
Nicolau	14.38	12.66	13.96	13.51	x	14.33

Few athletes have risen quite so fast from obscurity to world champion as Tsiamita. In 1998 she improved drastically from a best of 13.27 to 14.23, placing ninth in the European Championships. Prior to Seville in 1999 she progressed to 14.94.

In the qualifying round the 27 year-old Greek, powerful but technically ragged, jumped fully 60cm more than anyone else with a national record of 15.07, and she confirmed her supremacy in the final. She opened with 14.88 and that was that. Nobody else could jump further than 14.61. Lebedyeva, who had shared top place on the world year list beforehand, was in tears afterwards as she placed fourth behind Aldama and Vasdhéki, the Cuban winning silver ahead of the other Greek on countback. Also distraught was World Indoor Champion Hansen, who followed two fouls with a despairing effort from a vast distance behind the board. An even sadder sight was world record holder Kravets, 22nd out of 25 in the qualifying with a dismal 13.49.

Qualifying round (14.20 or top 12 to final) (Aug 22)

Group A qualifiers: Tsiamita 15.07 (-0.6); Prandzheva 14.39 (-0.2); Rogova 14.30 (0.0); Aldama 14.29 (-0.1); Gavrilă 14.20 (0.5)

Non-qualifiers: Françoise Mbango CMR 14.12 (0.1); Eva Dolezalová CZE 14.11 (-0.1); Ren Ruiping CHN 13.90 (0.1); Natalya Safronova BLR 13.89 (-0.5); Stacey Bowers USA 13.58 (-0.3); Inessa Kravets UKR 13.49 (-0.3); Anja Valant SLO 13.06 (-0.3)

Group B qualifiers: Nicolau 14.47 (0.7); Rahouli 14.30 (-0.4); Hansen 14.28 (1.0); Vasdhéki 14.27 (0.0); Lebedyeva 14.26 (-0.2); Kaspárková 14.22 (-0.2); Govorova 14.21 (0.0)

Non-qualifiers: Miao Chunqing CHN 13.92 (-0.5); Kéné Ndoye SEN 13.90 (1.3); Viktoriya Brigadnaya TKM 13.84 (0.0); Wu Lingmei CHN 13.83 (-0.2); Heli Koivula FIN 13.33 (-0.1); Concepción Paredes ESP NM

Edmonton 2001

Final (Aug 10)

1,	Tatyana Lebedeva	RUS	15.25	(-0.8)
2,	Françoise Mbango	CMR	14.60	(-0.6)
3,	Tereza Marinova	BUL	14.58	(-1.3)
4,	Magdelin Martínez	ITA	14.52	(0.9)
5,	Heli Koivula	FIN	14.28	(0.2)
6,	Cristina Nicolau	ROU	14.17	(-1.1)
7,	Ashia Hansen	GBR	14.10	(-0.6)
8,	Trecia Smith	JAM	13.92	(-1.3)
9,	Olga Bolshova MDA 13.86 (-0.5); 10, Yelena Govorova UKR 13.85 (-1.5); 11, Camilla Johansson SWE 13.84 (-0.2); 12, Natalia Safronova BLR 13.82 (-1.5)			

Series	1	2	3	4	5	6
Lebedeva	15.11	14.93	x	x	x	15.25
Mbango	14.26	14.43	x	14.23	14.44	14.60
Marinova	14.36	14.58	14.33	14.12	14.54	14.57
Martínez	14.52	13.83	14.04	x	14.29	14.28
Koivula	13.70	13.85	14.14	x	14.05	14.28
Nicolau	x	14.09	14.10	14.17	13.94	12.32
Hansen	14.00	x	13.76	14.10	13.95	14.07
Smith	13.75	13.92	1.11	x	13.85	x

Lebedeva made up for her fourth place in Seville with a crushing victory, which was sealed with her first-round effort of 15.11. By the halfway point Olympic Champion Marinova was second (14.58) and Martínez – a Cuban adopted by Italy – third on 14.52.

The Russian followed her big jump with 14.93 and three fouls. In the final round, Mbango leapt 14.60 and rose to second spot. Marinova responded with 14.57, then it was up to Lebedeva to finish the contest in the knowledge that she was the champion. She hit the board perfectly to hop 5.52, step 4.21 and jump 5.52 for a total distance of 15.25, the third-longest ever and arguably the greatest of all the women's performances in Edmonton.

In her celebration she almost tripped on a cable when rushing to meet her coach. Afterwards, she paid special thanks to the crowd and joked that the attempt at dying her hair in the three colours of the Russian flag had not worked as her natural hair colour was too dark.

Qualifying round (14.05 or top 12 to final) (Aug 8)

Group A qualifiers: Marinova 14.89w (3.0); Mbango 14.64 (0.1); Koivula 14.28 (-0.2); Smith 14.15w (2.5)

Non-qualifiers: Tiombe Hurd USA 13.96w (2.1) & 13.72 (0.8); Yelena Oleynikova RUS 13.95 (0.8); Adelina Gavrilă ROU 13.91w (3.1) & 13.86 (0.7); Olga Yershova RUS 13.87 (1.6); Nicole Herschmann GER 13.81 (1.4); Lilianna Zagacka POL 13.65 (-0.5); Yelena Parfyonova KAZ 13.63w (3.0) & 12.62 (-0.6); Carlota Castrejana ESP DNS

Group B qualifiers: Martínez 14.59 (1.9); Nicolau 14.56w (2.5); Hansen 14.51 (1.1); Govorova 14.48w (2.2); Lebedeva 14.35 (-0.9); Safronova 14.20 (1.7); Johansson 14.17w (3.3) & 14.02 (1.7); Bolshova 14.11 (1.3)

Non-qualifiers: Yuliana Pérez USA 13.69w (2.7) & 13.63 (0.1); Michelle Hastick CAN 13.54w (2.8); Anja Valant SLO 13.16 (0.3); Viktoriya Brigadnaya TKM NM

Paris 2003

Final (Aug 26)

1,	Tatyana Lebedeva	RUS	15.18	(-0.2)
2,	Françoise Mbango	CMR	15.05	(-0.7)
3,	Magdelin Martínez	ITA	14.90	(-0.2)
4,	Anna Pyatykh	RUS	14.72	(-0.4)
5,	Mabel Gay	CUB	14.52	(0.0)
6,	Barbara Lah	ITA	14.38	(0.6)

7, Yelena Govorova	UKR	14.38	(0.1)
8, Chrisopiýí Devetzí	GRE	14.34	(0.5)

9, Adelina Gavriła ROU 14.29 (0.0); 10, Kéné Ndoye SEN 14.29 (0.0); 11, Baya Rahouli ALG 14.26 (-0.1); 12, Olga Vasdhéki GRE 14.08 (0.3); 13, Huang Qiuyan CHN 13.98 (-0.6); 14, Yelena Oleynikova RUS 13.92 (0.2)

Series	1	2	3	4	5	6
Lebedeva	14.80	14.97	15.16	14.18	x	x
Mbango	14.77	15.05	14.78	14.85	15.02	x
Martínez	14.67	14.75	14.66	14.64	14.90	14.86
Pyatykh	14.64	14.62	14.72	14.70	x	14.64
Gay	x	14.24	14.52	14.38	14.49	x
Lah	14.38	x	14.37	14.27	14.34	x
Govorova	14.38	14.31	14.18	14.20	14.20	x
Devetzí	14.34	x	14.21	13.77	x	14.10

The first two were the same as in Edmonton, but Mbango closed the gap on Lebedeva who had given birth since her 2001 gold. The Cameroon jumper, who did much of her training in Paris, opened with 14.77. This was quickly bettered by the 14.80 of Lebedeva who was the last to go in each round. In the second Mbango – with hair dyed in national colours of red, green and yellow – went ahead with a new African record of 15.05. Lebedeva responded with 14.97 in the second then 15.16 in the third, an effort which included a notable 6.11 jump phase. In round 4, the 27 year-old Russian displayed great accuracy on the take-off board (one centimetre to spare) and bounded out to 15.18 (5.51, 3.85 & 5.82). Martínez held third place throughout the contest. Lebedeva became the first Edmonton champion to win again in Paris.

Qualifying round (14.15 or top 12 to final) (Aug 24)

Group A qualifiers: Martínez 14.73 (0.7); Lebedeva 14.62 (0.1); Vasdhéki 14.50 (1.2); Gay 14.43 (0.1); Huang 14.26 (0.5); Oleynikova 14.24 (0.6); Rahouli 14.22 (-0.5); Govorova 14.16 (-0.3)

Non-qualifiers: Natalya Safronova BLR 14.05 (0.3); Olga Bolshova MDA 13.95 (0.9); Yuliana Perez USA 13.89 (-0.1); Carlota Castrejana ESP 13.83 (0.2); Maria Dimitrova BUL 13.61 (0.1); Cristina Nicolau ROU 13.48 (0.4); Suzette Lee JAM 13.43 (1.3)

Group B qualifiers: Gavriła 14.45 (0.1); Mbango 14.37 (0.5); Devetzí 14.34 (-0.2); Pyatykh 14.28 (0.5); Lah 14.45 (0.9); Ndoye 14.20 (0.3)

Non-qualifiers: Heli Koivula-Kruger FIN 14.10 (0.6); Yusmay Bicet CUB 14.06 (0.9); Simona La Mantia ITA 14.05 (0.4); Camilla Johansson SWE 13.87 (-0.2); Nadezhda Bazhenova RUS 13.77 (0.3); Sárka Kaspárková CZE 13.75 (0.0); Tatyana Bocharova KAZ 13.40 (0.4); Zhang Hao CHN NM

Helsinki 2005

Final (Aug 7)

1, Trecia Smith	JAM	15.11	(0.8)
2, Yargelis Savigne	CUB	14.82	(0.7)
3, Anna Pyatykh	RUS	14.78	(-0.5)
4, Yamilé Aldama	SUD	14.72	(0.8)
5, Chrisopiýí Devetzí	GRE	14.64	(0.3)
6, Kéné Ndoye	SEN	14.47	(0.5)
7, Baya Rahouli	ALG	14.40	(1.1)
8, Magdelin Martínez	ITA	14.31	(1.4)

9, Huang Qiuyan CHN 14.21 (0.6); 10, Viktoriya Gurova RUS 13.96 (0.1); 11, Carlota Castrejana ESP 13.86 (1.6); Tatyana Lebedeva RUS DNS

Series	1	2	3	4	5	6
Smith	x	14.67	14.51	14.91	15.11	15.01
Savigne	13.09	14.73	14.36	14.71	14.82	14.73
Pyatykh	14.38	14.75	14.31	14.66	14.77	14.78
Aldama	14.72	14.56	14.56	14.47	14.69	14.64
Devetzí	x	14.64	14.44	x	x	14.26
Ndoye	13.73	14.41	x	x	14.47	x
Rahouli	14.40	14.27	14.40	14.23	x	13.11
Martínez	x	14.13	14.31	x	14.04	x

Tatyana Lebedeva, winner in 2001 and 2003, was the prohibitive favourite, but an Achilles tendon injury meant she had to withdraw from the final. Aldama led with 14.72 at the end of round one, but four jumps later she was third behind Pyatykh (14.75) and Savigne (14.73). Smith took the lead in round four at 14.91 despite taking off 39.8cm behind the board. She progressed to 15.11 (5.31 hop, 4.60 step and 5.20 jump) in the next round. Both Savigne (14.82) and Pyatykh (14.77) reacted well, but Smith was clearly superior on the day, and she finished with 15.01 to consolidate her victory, with only Pyatykh (14.78) improving in the final round. Smith stood on the medal podium with a crutch to support an ankle she had injured during the final.

Qualifying round (14.35 or top 12 to final) (Aug 6)

Group A qualifiers: Savigne 14.47 (1.2); Martínez 14.46 (-0.2); Pyatykh 14.40 (-1.3); Gurova 14.38 (1.5); Aldama 14.36 (1.2); Rahouli 14.17 (1.0)

Non-qualifiers: Natalya Safronova BLR 14.09 (0.9); Anastasiya Zhuravlyeva UZB 13.97 (0.5); Dana Veldáková SVK 13.84 (-1.1); Natalia Kilpeläinen FIN 13.66 (0.8); Tatyana Dyachenko UKR 13.32 (-0.5); Athanasía Pérra GRE & Yelena Parfenova KAZ NM

Group B qualifiers: Devetzí 14.72 (0.7); Smith 14.69w (3.0); Huang 14.22 (-0.2); Castrejana 14.20 (-0.5); Lebedeva 14.15 (-0.2); Ndoye 14.11 (1.4)

Non-qualifiers: Simona La Mantia ITA 14.00 (-0.3); Snezana Vukmirovic SLO 13.88 (-1.1); Mabel Gay CUB 13.83 (0.8); Maria Dimitrova BUL 13.79w (2.2) & 13.32 (-0.2); Nadezhda Bazhenova RUS 13.78 (1.3); Sárka Kaspárková CZE 13.69 (0.2); Erica McLain USA 13.29 (-0.8)

Osaka 2007

Final (Aug 31)

1, Yargelis Savigne	CUB	15.28	(0.9)
2, Tatyana Lebedeva	RUS	15.07	(0.8)
3, Hrysiopiýí Devetzí	GRE	15.04	(-0.2)
4, Anna Pyatykh	RUS	14.88	(0.3)
5, Marija Sestak	SLO	14.72	(0.2)
6, Magdelín Martínez	ITA	14.71	(1.3)
7, Olga Saladukha	UKR	14.60	(0.7)
8, Xie Limei	CHN	14.50	(0.9)

9, Keila Costa BRA 14.40 (1.1); 10, Olesya Bufalova RUS 14.39 (0.7); 11, Olga Rypakova KAZ 14.32 (1.4); 12, Dana Veldáková SVK 14.09 (-0.1)

Series	1	2	3	4	5	6
Savigne	15.28	x	14.74w	14.73	x	-
Lebedeva	14.75	14.79	14.78	x	15.07	15.01
Devetzí	15.04	x	x	x	x	14.75
Pyatykh	x	x	14.55	14.78	x	14.88
Sestak	14.72	14.63	14.45	14.71	14.34	14.27
Martínez	x	14.52	14.71	14.52	x	14.62
Saladukha	14.60	14.34	x	14.36	14.22	14.16
Xie	14.29	14.41	14.26	14.26	14.50	14.30

Lebedeva was the favourite, having jumped 15.14 earlier in the season, though both Devetzí and Savigne were threats, the latter having jumped 15.09 before Osaka, while Devetzí produced that same distance to lead the qualifying round.

The consistent Greek began the final with 15.04, but was quickly overtaken by Savigne who moved to sixth all-time with 15.28. Lebedeva began with 14.75, 14.79 and 14.78, before spanning 15.07 in the fifth round. While Savigne and Devetzí were unable to get beyond 14.75 after round one, Lebedeva produced her fifth jump of the day at that level with her final effort of 15.01. However, the champion from 2001 and 2003 could never quite get on terms with the fluid Cuban.

Qualifying round (14.40 or top 12 to final) (Aug 29)

Group A qualifiers: Savigne 14.67 (-0.3); Sestak 14.58 (0.7); Pyatykh 14.51 (-0.2); Rypakova 14.41 (-0.3); Costa 14.36 (0.3); Veldáková 14.20 (-0.3)

Non-qualifiers: Carlota Castrejana ESP 14.16 (0.0); Athanasía Pérra GRE 14.15 (-0.8); Adelina Gavriła ROU 14.02 (-0.3); Theresa Nzola FRA 13.94 (0.3); Tânia da Silva BRA 13.81 (-0.2); Li Qian CHN 13.63 (0.7); Trecia Smith JAM 13.47 (-0.3); Anastasiya Juravleva UZB 13.31 (0.0); Maria Natalia Londa INA 12.94 (0.3); Fumiyo Yoshida JPN 12.62 (0.0)

Group B qualifiers: Devetzí 15.09 (-0.5); Martínez 14.62 (0.2); Lebedeva 14.57 (0.1); Saladukha 14.43 (-0.2); Bufalova 14.40 (-0.5); Xie 14.34 (-0.4)

Non-qualifiers: Arianna Martínez CUB 14.01 (0.0); Shani Marks USA 13.90 (0.0); Malgorzata Trybanska POL 13.90 (0.3); Patricia Sarrapio ESP 13.55 (0.0); Yelena Parfenova KAZ 13.52 (-0.5); Yamilé Aldama SUD 13.46 (-0.2); Chinonye Ohadugha NGR 13.32 (0.7); Mariya Dimitrova BUL NM; Maurren Maggi BRA DNS

TRIPLE JUMP

Multiple Medallists:

3	Tatyana Lebedeva	RUS	01-1, 03-1, 07-2
2	Anna Biryukova	RUS	93-1, 95-3
	Iva Prandzheva	BUL	93-3, 95-2
	Françoise Mbango	CMR	01-2, 03-2
	Yargelis Savigne	CUB	05-2, 07-1

Most Finals:

5	Yelena Govorova	UKR	95-10, 97-3, 99-7, 01-10, 03-7
	Lebedeva		99-4, 01-1, 03-1, 05-dns, 07-2
4	Magdelin Martínez	ITA	01-4, 03-3, 05-8, 07-6

Triple Jump, continued									
Most Appearances:									
6	Sarka Kaspárková	CZE	93-7, 95-13Q, 97-1, 99-6, 03-24Q, 05-21Q						
5	Govorova Tatyana Lebedeva	RUS	99-4, 01-1, 03-1, 05-dns/final, 07-2						
National Placings:									
	1	2	3	4	5	6	7	8	Points
RUS	3	2	2	4	-	-	-	-	70
CUB	1	2	-	1	1	-	-	-	31
GRE	1	-	2	1	1	-	-	1	30
BUL	-	1	2	-	1	1	-	-	26
ITA	-	-	1	1	-	3	-	2	22
UKR	1	-	1	-	-	-	3	-	20
ROU	-	1	-	-	1	1	-	1	15
CMR	-	2	-	-	-	-	-	-	14
CZE	1	-	-	-	-	1	1	-	13
JAM	1	-	-	-	-	-	-	1	9
GBR	-	-	-	-	1	-	1	-	6
SUD	-	-	-	1	-	-	-	-	5
FIN	-	-	-	-	1	-	-	-	4
GER	-	-	-	-	1	-	-	-	4
SLO	-	-	-	-	1	-	-	-	4
CHN	-	-	-	-	-	1	-	1	4
SEN	-	-	-	-	-	1	-	-	3
ALG	-	-	-	-	-	-	1	-	2
BLR	-	-	-	-	-	-	1	-	2
LAT	-	-	-	-	-	-	1	-	2
FRA	-	-	-	-	-	-	-	1	1
POL	-	-	-	-	-	-	-	1	1
Totals	8	8	8	8	8	8	8	8	288

Shot Put**Helsinki 1983****Final (Aug 12)**

1,	Helena Fibingerová	TCH	21.05
2,	Helma Knorscheidt	GDR	20.70
3,	Ilona Slupianek	GDR	20.56
4,	Nunu Abashidze	URS	20.55
5,	Natalya Lisovskaya	URS	20.02
6,	Mihaela Loghin	ROU	19.85
7,	Claudia Losch	FRG	19.72
8,	María Sarría	CUB	19.47

9, Zdenka Silhavá TCH 19.00; 10, Venissa Head GBR 18.05; 11, Gael Martin AUS 17.79; 12, Judy Oakes GBR 17.52

Series	1	2	3	4	5	6
Fibingerová	19.89	19.69	19.72	19.94	20.30	21.05
Knorscheidt	20.30	20.70	20.55	20.47	x	20.25
Slupianek	20.56	20.32	19.97	19.52	x	x
Abashidze	18.68	19.16	19.11	20.55	19.77	x
Lisovskaya	19.53	x	20.02	20.01	19.63	19.45
Loghin	19.85	19.82	19.77	19.34	19.72	19.08
Losch	19.72	18.97	x	19.54	18.96	18.21
Sarría	18.45	19.44	19.32	19.47	x	18.87

A most heartwarming moment occurred in the final round when 34 year-old Helena Fibingerová scored an unexpected victory over the highly favoured GDR putters. On paper, the GDR's Ilona Slupianek was expected to add the first world title to her Olympic title and world record. In the event, she was struggling with a tendon injury and could not better her opening throw in the final (20.56). Instead her team-mate Knorscheidt went in front with 20.70 in the second round. Soviet throwers held third and fourth places until the last throw of the fifth round, when Fibingerová moved to fourth place with 20.30.

In the wet conditions, nobody could improve in the final round before Fibingerová entered the circle for the last throw of the contest. The Czech putter had a reputation for performing well in the rain and her last effort landed clearly beyond the yellow 21m line. Knowing she had won, she threw her arms in the air and raced out of the circle. Every official in range was then hugged by the emotional winner.

"A month ago, my father died," revealed Fibingerová after the medal ceremony. "I was very sad and still am. My mother is too. On my last attempt, I thought of my father and my mother. I picked up the

yellow shot and said 'This is the shot of gold!' And so it was."

Qualifying round (17.00 or top 12 to final) (Aug 10)

Group A qualifiers: Fibingerová 19.25; Sarría 19.24; Abashidze 19.10; Knorscheidt 19.09; Head 18.41; Martin 17.79

Non-qualifiers: Shen Lijuan CHN 16.99; Lorna Griffin USA 16.50; Maryline Adam VAN 11.32; Magdalene Springer MNT 9.78

Group B qualifiers: Slupianek 19.99; Lisovskaya 19.68; Loghin 18.97; Silhavá 18.57; Losch 18.24; Oakes 17.61

Non-qualifiers: Li Meisu CHN 16.91; Meg Ritchie GBR 16.14; Rosemarie Hauch CAN 15.37; Odette Mistoul GAB 14.23

Rome 1987**Final (Sep 5)**

1,	Natalya Lisovskaya	URS	21.24
2,	Kathrin Neimke	GDR	21.21
3,	Ines Müller	GDR	20.76
4,	Claudia Losch	FRG	20.73
5,	Natalya Akhrimenko	URS	20.68
6,	Heike Hartwig	GDR	20.63
7,	Li Meisu	CHN	20.43
8,	Helena Fibingerová	TCH	20.29

9, Svetla Mitkova BUL 19.37; 10, Stephanie Storp FRG 19.36; 11, Huang Zhihong CHN 19.35; 12, Iris Plotzitzka FRG 19.19; 13, Sona Vasicková TCH 18.71; Mihaela Loghin ROU DNS

Series	1	2	3	4	5	6
Lisovskaya	20.89	20.22	21.16	20.93	21.24	20.80
Neimke	20.32	21.21	20.12	20.53	20.59	x
Müller	20.76	20.11	20.05	x	19.96	20.20
Losch	20.05	20.73	x	19.88	20.33	20.61
Akhrimenko	20.20	19.68	20.53	20.09	x	20.68
Hartwig	19.79	19.97	19.84	20.63	x	20.25
Li	19.95	20.00	20.09	20.43	19.98	20.14
Fibingerová	19.97	x	19.51	20.05	20.15	20.29

Lisovskaya – who had improved her own world record to 22.63 the previous June – was given a scare by Neimke. The 21 year-old GDR putter produced a personal best of 21.21 in the second round. Lisovskaya responded with 21.16 in the third but did not get in front until her 21.24 in the fifth.

Though her margin of victory was not particularly impressive, the Soviet putter must have been relieved to have won the gold. She had been the favourite at the previous year's European Championship but placed only ninth.

Fibingerová (38), the defending champion, was eighth. She became the oldest woman at that point to place so highly in a World Championship event.

Qualifying round (19.00 or top 12 to final) (Sep 4)

Group A qualifiers: Neimke 20.26; Losch 19.73; Li 19.47; Hartwig 19.35; Lisovskaya 19.22; Vasicková 19.09; Plotzitzka 19.08

Non-qualifiers: Judy Oakes GBR 18.43; Ramona Pagel USA 18.12; Asta Hovi FIN 17.89

Group B qualifiers: Fibingerová 20.40; Müller 19.96; Storp 19.64; Loghin 19.27; Akhrimenko 19.21; Huang 19.18; Mitkova 19.07

Non-qualifiers: Bonnie Dasse USA 17.68; Deborah St. Phard HAI 16.54; Melody Torcolacci CAN 15.98

Tokyo 1991**Final (Aug 24)**

1,	Huang Zhihong	CHN	20.83
2,	Natalya Lisovskaya	URS	20.29
3,	Svetlana Krivelyova	URS	20.16
4,	Claudia Losch	GER	19.74
5,	Zhou Tianhua	CHN	19.64
6,	Stephanie Storp	GER	19.50
7,	Marina Antonyuk	URS	19.12
8,	Kathrin Neimke	GER	18.83

9, Belsis Laza CUB 18.49; 10, Svetla Mitkova BUL 18.34; 11, Connie Price-Smith USA 18.12; 12, Krystyna Danilczyk POL 17.59

Series	1	2	3	4	5	6
Huang	20.64	20.83	20.51	x	x	20.43
Lisovskaya	20.15	x	19.95	x	20.29	x
Krivelyova	19.88	19.77	20.16	19.31	19.91	19.74
Losch	18.97	19.74	x	18.41	19.32	19.44

Zhou	19.32	19.64	x	19.05	x	x
	<u>1</u>	<u>2</u>	<u>3</u>	<u>4</u>	<u>5</u>	<u>6</u>
Storp	19.50	x	17.85	18.88	18.76	x
Antonyuk	19.12	x	x	x	x	x
Neimke	18.81	18.52	18.39	18.63	18.83	18.63

Asia won its first ever world outdoor athletics title when 26 year-old Huang Zhihong easily beat the defending champion Lisovskaya. The Soviet took the lead with her first put of 20.15, but she was immediately overtaken when the next woman – Huang – put 20.64. The Chinese woman went even further in the second round (20.83) to solidify her grip on Tokyo's first field event gold.

Lisovskaya was pushed back to third when Krivelyova produced 20.16 in the third, but the 1987 winner clinched the silver with 20.29 in the fifth.

"When I won I felt so elated I couldn't think of anything else," said the exuberant winner. "The Japanese people in the crowd really supported me and gave me strength."

Qualifying round (18.50 or top 12 to final) (Aug 24)

Group A qualifiers: Lisovskaya 19.72; Zhou 19.38; Losch 18.83; Neimke 18.59; Mitkova 18.54; Danilczyk 18.15; Price-Smith 18.09

Non-qualifiers: Judy Oakes GBR 17.81; Asta Ovaska FIN 17.15; Margarita Ramos ESP 15.89; Hanan Ahmed Khaled EGY 14.76; Iammo Launa PNG 12.56

Group B qualifiers: Storp 19.52; Huang 19.14; Antonyuk 18.80; Krivelyova 18.66; Laza 18.32

Non-qualifiers: Ramona Pagel USA 17.99; Myrtle Augee GBR 17.80; Pam Dukes USA 17.17; Agnese Maffei ITA 16.99; Mihaela Oana ROU 16.73; Elisângela Adriano BRA 15.93; Tea Ai Seng BRU 11.49

Stuttgart 1993

Final (Aug 15)

1,	Huang Zhihong	CHN	20.57
2,	Svetlana Krivelyova	RUS	19.97
3,	Kathrin Neimke	GER	19.71
4,	Sui Xinmei	CHN	19.61
5,	Cong Yuzhen	CHN	19.58
6,	Astrid Kumbernuss	GER	19.42
7,	Valentina Fedyushina	UKR	19.27
8,	Belsis Laza	CUB	19.27

9, Larisa Peleshenko RUS 19.22; 10, Svetla Mitkova BUL 18.91; 11, Stephanie Storp GER 18.83; 12, Ramona Pagel USA 17.77

Series	<u>1</u>	<u>2</u>	<u>3</u>	<u>4</u>	<u>5</u>	<u>6</u>
Huang	19.75	20.31	20.19	20.57	x	20.46
Krivelyova	19.97	19.57	x	x	19.56	x
Neimke	19.71	19.36	x	x	19.25	19.19
Sui	19.46	19.61	19.49	19.46	x	19.51
Cong	18.64	18.83	19.26	19.23	19.50	19.58
Kumbernuss	19.42	18.99	19.02	19.32	19.33	19.15
Fedyushina	18.71	19.18	19.27	x	x	18.69
Laza	18.09	18.98	19.27	18.79	x	-

Huang won with even more ease than in 1993. Olympic Champion Krivelyova went to the front with 19.97 in the first round. The Russian could throw no further, whereas Huang produced four 20m+ puts, just as she had in Tokyo. In third place throughout the contest was the 1987 runner-up, Neimke.

Qualifying Round (19.00 or top 12 to final) (Aug 14)

Group A qualifiers: Huang 19.36; Mitkova 19.16; Neimke 19.11; Laza 19.02; Peleshenko 18.84

Non-qualifiers: Anna Romanova RUS 18.12; Connie Price-Smith USA 18.09; Viktoriya Pavlysh UKR 18.00; Jana Ciobanu ROU 17.77; Danijela Curovic IWP 16.91; Marika Tuliniemi FIN 16.80; Elisângela Adriano BRA 16.41; Natasa Erjavec SLO 15.71

Group B qualifiers: Krivelyova 19.96; Kumbernuss 19.92; Sui 19.67; Storp 19.38; Fedyushina 19.04; Cong 18.97; Pagel 18.54

Non-qualifiers: Krystyna Danilczyk POL 17.62; Lisette Martinez CUB 17.44; Agnese Maffei ITA 16.61; Myrtle Augee GBR 16.06; Christy Barrett USA 14.58; Aye Aye Nwe MYA 13.88; Tea Ai Seng BRU 12.23

Gothenburg 1995

Final (Aug 5)

1,	Astrid Kumbernuss	GER	21.22
2,	Huang Zhihong	CHN	20.04
3,	Svetla Mitkova	BUL	19.56

4,	Kathrin Neimke	GER	19.30
5,	Sui Xinmei	CHN	19.09
6,	Zhang Liuhong	CHN	19.07
7,	Ramona Pagel	USA	18.81
8,	Stephanie Storp	GER	18.81

9, Connie Price-Smith USA 18.72; 10, Valentina Fedyushina UKR 18.03; 11, Vita Pavlysh UKR 17.97; 12, Irina Korzhanenko RUS 17.88

Series	<u>1</u>	<u>2</u>	<u>3</u>	<u>4</u>	<u>5</u>	<u>6</u>
Kumbernuss	20.52	20.59	21.22	20.09	x	20.23
Huang	19.92	20.04	x	x	x	x
Mitkova	18.70	18.32	19.04	18.93	18.99	19.56
Neimke	18.37	19.30	18.72	19.11	19.15	x
Sui	18.90	x	x	18.42	18.60	19.09
Zhang	17.94	18.47	19.07	18.23	18.60	18.47
Pagel	x	18.39	18.81	18.11	x	17.78
Storp	18.22	18.01	18.81	x	x	-

Like John Godina in the Gothenburg men's shot put final, Astrid Kumbernuss dominated from the start. Her opener of 20.52 would have been good enough to win as would all her valid puts.

Kumbernuss, sporting heavily strapped knees, produced a put in the third round which landed much further than the three arcs marked on the throwing sector. It was a personal best of 21.22 which gave her a lead of 1.18m from defending champion Huang. That is how it finished, with the widest winning margin ever at world or Olympic level. Mitkova took the bronze from Neimke in the final round.

Qualifying round (18.80 or top 12 to final) (Aug 5)

Group A qualifiers: Kumbernuss 19.83; Zhang 18.60; Korzhanenko 18.40; Storp 18.36; Pavlysh 18.15

Non-qualifiers: Judy Oakes GBR 17.87; Mara Rosolen ITA 16.90; Danguole Urbikienė LTU 16.33; Eileen Vanisi USA 16.11; Lisa Misipeka ASA 13.98; Mary Curry SAM 8.85; Oumou Traoré MLI DNS

Group B qualifiers: Neimke 19.07; Huang 19.01; Sui 18.75; Pagel 18.57; Mitkova 18.48; Fedyushina 18.40

Non-qualifiers: Corrie de Bruin NED 17.01; Natasa Erjavec SLO 16.91; Danijela Curovic YUG 16.30; Yumileidis Cumba CUB 15.80; Hanan Ahmed Khaled EGY 14.56; Tea Ai Seng BRU 12.46; Nabeela Mabrouk PLE 5.71

Athens 1997

Final (Aug 7)

1,	Astrid Kumbernuss	GER	20.71
2,	Vita Pavlysh	UKR	20.66
3,	Stephanie Storp	GER	19.22
4,	Huang Zhihong	CHN	19.15
5,	Connie Price-Smith	USA	19.00
6,	Li Meisu	CHN	18.62
7,	Nadine Kleinert	GER	18.42
8,	Krystyna Danilczyk	POL	17.83

9, Svetla Mitkova BUL 17.75; 10, Svetlana Krivelyova RUS 17.38; 11, Valeyta Althouse USA 16.92; 12, Tressa Thompson USA 16.48

Series	<u>1</u>	<u>2</u>	<u>3</u>	<u>4</u>	<u>5</u>	<u>6</u>
Kumbernuss	20.59	20.71	20.52	20.24	x	20.70
Pavlysh	x	20.57	x	20.51	20.36	20.66
Storp	19.22	18.84	x	18.67	18.67	x
Huang	18.63	18.64	18.72	19.15	x	19.07
Price-Smith	19.00	18.17	18.64	x	18.53	x
Li	17.30	18.62	18.21	18.58	18.10	18.50
Kleinert	18.33	18.42	x	17.91	18.22	x
Danilczyk	x	x	17.83	x	17.55	x

Kumbernuss couldn't wait to avenge her 1997 World Indoor Championships defeat by Pavlysh, a result which terminated the German's 53-win streak. "Losing in Paris," she said, "lit the fire again inside me"; she "wanted to show who is boss in the ring." Following an opening foul by Pavlysh, Kumbernuss started purposefully with 20.59 to establish a lead she was never to lose ... although it was close. Pavlysh threw 20.57 in the second round and although Kumbernuss responded with 20.71 the Ukrainian was always a danger and finished only 5cm down with 20.66, a far cry from the German's 1.18m winning margin in 1995 over Huang Zhihong. The latter, champion in 1991 and 1993, finished fourth this time behind Storp, Kumbernuss's training partner, whose bronze medal winning distance of 19.22 would have

netted her 12th place in the 1987 final.

Qualifying Round (18.80 or top 12 to final) (Aug 5)

Group A qualifiers: Price-Smith 18.35; Kleinert 18.26; Storp 18.12; Althouse 17.89

Non-qualifiers: Mara Rosolen ITA 17.87; Zhang Lihong CHN 17.82; Irina Korzhanenko RUS 17.80; Elisângela Adriano BRA 17.71; Valentina Fedyushina UKR 17.31; Laurence Manfrédi FRA 17.02; Lee Myung-Sun KOR 16.39; Kalliopi Ouzouni GRE NM

Group B qualifiers: Kumbernuss 20.69; Pavlysh 20.48; Huang 19.05; Krivelyova 18.41; Mitkova 18.07; Thompson 18.07; Danilczyk 18.05; Li 17.99

Non-qualifiers: Judy Oakes GBR 17.84; Anna Romanova RUS 17.79; Yanina Korolchik BLR 17.75; Eleni Tsentemidou GRE 16.62; Nada Kawar JOR 15.76

Seville 1999

Final (Aug 25)

1,	Astrid Kumbernuss	GER	19.85
2,	Nadine Kleinert	GER	19.61
3,	Svetlana Krivelyova	RUS	19.43
4,	Yanina Korolchik	BLR	19.17
5,	Cheng Xiaoyan	CHN	18.67
6,	Yumileidi Cumbá	CUB	18.44
7,	Valentina Fedyushina	AUT	18.17
8,	Krystyna Zabawska	POL	18.12
9,	Teri Tunks USA	18.04	
10,	Lee Myung-Sun KOR	17.92	
11,	Connie Price-Smith USA	17.89	
12,	Elena Hila ROU	17.88	

Series	1	2	3	4	5	6
Kumbernuss	18.84	19.34	19.59	19.62	19.85	19.84
Kleinert	19.14	18.98	18.63	19.43	19.61	19.19
Krivelyova	18.92	19.22	x	19.43	19.35	19.34
Korolchik	18.08	18.61	x	17.98	19.17	x
Cheng	18.67	18.50	18.23	x	x	18.49
Cumbá	18.25	x	18.44	17.96	x	17.96
Fedyushina	18.05	18.17	x	x	17.97	18.15
Zabawska	x	x	18.12	18.03	x	x

Back in January 1999 when Kumbernuss, six months after giving birth to a son, was barely able to reach 12 metres with a standing put in training, it must have seemed like an unattainable dream ... but retain the world title she did. Early in the season she was consistently losing, but this athlete, who once went unbeaten in 53 contests, gradually rediscovered her strength and technical prowess. With 19.76 to her name she went to Seville second on the world list to World Indoor Champion Krivelyova (20.26). The return to big-time competition fired her up and in round 2 she took the lead with 19.34 and increased it with her next three throws to 19.59, 19.62 and 19.85. Team-mate Kleinert snatched second from Krivelyova with a fifth round personal best of 19.61.

Qualifying round (18.50 or top 12 to final) (Aug 25)

Group A qualifiers: Kumbernuss 18.84; Cheng 18.62; Zabawska 18.49; Cumbá 18.38; Price-Smith 18.10; Hila 18.09; Korolchik 17.90

Non-qualifiers: Laurence Manfrédi FRA 17.89; Mara Rosolen ITA 17.84; Anna Romanova RUS 17.78; Juttaporn Krasaayan THA 17.39; Song Feina CHN 17.26; Svetla Sinitas TUR 16.40

Group B qualifiers: Krivelyova 19.54; Kleinert 18.59; Lee 18.37; Fedyushina 18.28; Tunks 18.09

Non-qualifiers: Yu Juan CHN 17.82; Kalliopi Ouzouni GRE 17.79; Tressa Thompson USA 17.52; Nadezhda Ostapchuk BLR 17.47; Lieja Koeman NED 17.45; Martina de la Puente ESP 16.68; Nada Kawar JOR 16.30; Vivian Peters NGR DNS

Edmonton 2001

Final (Aug 5)

1,	Yanina Korolchik	BLR	20.61
2,	Nadine Kleinert-Schmitt	GER	19.86
3,	Vita Pavlysh	UKR	19.41
4,	Larisa Peleshenko	RUS	19.37
5,	Irina Korzhanenko	RUS	19.35
6,	Astrid Kumbernuss	GER	19.25
7,	Nadezhda Ostapchuk	BLR	18.98
8,	Yumileidi Cumbá	CUB	18.73
9,	Svetlana Krivelyova RUS	18.70	
10,	Krystyna Zabawska POL	18.50	
11,	Elisângela Adriano BRA	18.06	
12,	Lieja Koeman NED	17.89	

Series	1	2	3	4	5	6
Korolchik	x	19.71	20.61	x	19.21	19.61

Kleinert-Schmitt	19.54	18.88	19.45	19.10	x	19.86
	<u>1</u>	<u>2</u>	<u>3</u>	<u>4</u>	<u>5</u>	<u>6</u>
Pavlysh	19.01	19.41	18.80	x	18.98	x
Peleshenko	x	19.06	19.37	19.32	19.30	19.15
Korzhanenko	19.35	x	x	18.55	18.63	x
Kumbernuss	18.77	19.02	18.91	x	19.25	-
Ostapchuk	18.65	18.81	18.52	18.71	18.98	x
Cumbá	18.73	x	18.34	x	17.90	18.56

Three-time winner Kumbernuss slumped to sixth place while Korolchik, a surprise Olympic Champion in 2000, was completely dominant. Her qualifying throw (19.87) alone was longer than anyone else could manage in the entire competition, and in the final she put 20.61 in the third. Kleinert-Schmitt, wearing black and red hair, repeated her 1999 silver. She let out a squeal of delight after her final put which landed at a personal best of 19.86.

The medal positions were unchanged after round 2 and the bronze went to Athens silver medallist Pavlysh.

Qualifying round (18.40 or top 12 to final) (Aug 5)

Group A qualifiers: Korolchik 19.87; Pavlysh 18.68; Cumbá 18.64; Kumbernuss 18.54; Zabawska 18.48; Krivelyova 18.47; Koeman 17.93

Non-qualifiers: Kalliopi Ouzouni GRE 16.82; Elena Hila ROU 16.57; Iolanta Ulyeva KAZ 16.22

Group B qualifiers: Kleinert-Schmitt 19.35; Korzhanenko 18.96; Peleshenko 18.65; Ostapchuk 18.44; Adriano 18.11

Non-qualifiers: Katarzyna Zakowicz POL 17.71; Lee Myung-Sun KOR 17.66; Cheng Xiaoyan CHN 17.32; Seilala Sua USA 16.61; Georgette Reed CAN 15.92

Paris 2003

Final (Aug 27)

1,	Svetlana Krivelyova	RUS	20.63
2,	Nadezhda Ostapchuk	BLR	20.12
3,	Vita Pavlysh	UKR	20.08
4,	Irina Korzhanenko	RUS	19.17
5,	Valerie Adams	NZL	18.65
6,	Krystyna Zabawska	POL	18.62
7,	Nadine Kleinert	GER	18.48
8,	Assunta Legnante	ITA	18.28
9,	Elisângela Adriano BRA	18.11	
10,	Lieja Tunks NED	17.99	
11,	Li Meiju CHN	17.92	
12,	Irina Terzoglou GRE	17.88	

Series	1	2	3	4	5	6
Krivelyova	19.60	19.97	20.30	20.63	20.03	20.12
Ostapchuk	18.46	19.56	x	19.45	20.12	x
Pavlysh	x	19.43	20.03	18.72	20.08	19.98
Korzhanenko	x	19.12	19.17	x	x	x
Adams	18.55	18.65	17.82	x	x	17.85
Zabawska	18.32	x	18.62	x	18.23	18.49
Kleinert	18.00	18.48	18.38	18.31	18.12	18.07
Legnante	17.48	x	18.28	17.99	17.70	18.08

Contesting her sixth final, Krivelyova finally added a gold medal to go with her Olympic title of 1992. Ostapchuk had the leading qualifying mark of 19.56 and went even further with 20.12 in round five of the final. By then the 34 year-old Russian was in a commanding lead at 20.63. The only other one over 20m was Pavlysh who took the bronze medal, just two places ahead of promising junior Adams. Former winner Kumbernuss failed to reach the final.

Qualifying round (18.40 or top 12 to final) (Aug 27)

Group A qualifiers: Pavlysh 19.00; Kleinert 18.85; Korzhanenko 18.69; Zabawska 18.46; Li 18.23; Adriano 18.20

Non-qualifiers: Yumileidi Cumbá CUB 17.95; Laurence Manfrédi FRA 17.88; Vivian Chukwuemeka NGR 17.45; Nadine Beckel GER 17.42; Chinatsu Mori JPN 16.86; Kristin Heaston USA 16.70

Group B qualifiers: Ostapchuk 19.56; Adams 18.77; Krivelyova 18.66; Tunks 18.44; Terzoglou 18.39; Legnante 17.97

Non-qualifiers: Astrid Kumbernuss GER 17.83; Olga Ryabinkina RUS 17.74; Elena Hila ROU 17.30; Zhang Xiaoyu CHN 16.82; Flor Vásquez DOM 16.52; Iolanta Ulyeva KAZ 16.32; Ana Po'uhila TGA 14.96

Helsinki 2005

Final (Aug 13)

1,	Nadezhda Ostapchuk	BLR	20.51
2,	Olga Ryabinkina	RUS	19.64

3,	Valerie Vili	NZL	19.62
4,	Svetlana Krivelyova	RUS	19.16
5,	Nadine Kleinert	GER	19.07
6,	Yumileidi Cumbá	CUB	18.64
7,	Li Meiju	CHN	18.35
8,	Natalya Khoroneko	BLR	18.34
9,	Christina Schwanitz	GER	18.02;
10,	Misleidy González	CUB	18.01;
11,	Lieja Tunks	NED	17.83;
12,	Assunta Legnante	ITA	16.99

Series	1	2	3	4	5	6
Ostapchuk	20.30	20.13	x	x	20.23	20.51
Ryabinkina	x	19.34	19.64	x	19.06	18.76
Vili	x	18.23	19.62	19.33	x	19.62
Krivelyova	17.35	18.47	19.16	18.59	19.10	18.94
Kleinert	x	17.92	18.70	18.87	19.07	x
Cumbá	18.37	x	x	18.57	x	18.64
Li	17.51	18.20	18.35	x	18.10	x
Khoroneko	16.91	17.85	18.25	18.02	18.34	x

In five of the previous seven championships, the title had been won by more than half a metre. Ostapchuk, the only thrower to reach 20m ensured a similar win for herself with her opening throw in the final of 20.30. Of the finalists only Krivelyova (with a best of 21.06 from 1992) had ever thrown further, and only Cumbá, with 18.37, was within 2m at the end of round one. Ostapchuk had three other fair throws: 20.13, 20.23 and 20.51. Round three saw the other medals decided as Ryabinkina threw 19.64 two throws before Vili managed 19.62. Vili had led the qualifiers with a Commonwealth record of 19.87.

Qualifying round (18.30 or top 12 to final) (Aug 12)

Group A qualifiers: Ostapchuk BLR 19.65; Cumbá CUB 18.94; Ryabinkina RUS 18.72; Li 18.35; Legnante 18.06; Tunks 17.87

Non-qualifiers: Olga Ivanova RUS 17.80; Petra Lammert GER 17.72; Kristin Heaston USA 17.53; Vivian Chukwuemeka NGR 17.50; Elisângela Adriano BRA 16.94; Cristiana Checchi ITA 16.67; Ana Po'uhila TGA 15.14

Group B qualifiers: Vili 19.87; Krivelyova 19.28; Kleinert 18.90; Khoroneko 18.83; González 18.53; Schwanitz 18.35

Non-qualifiers: Kim Barrett JAM 17.85; Chiara Rosa ITA 17.32; Cleopatra Borel-Brown TRI 17.31; Oksana Chibisova RUS 16.67; Lee Mi-Young KOR 16.60; Yoko Toyonaga JPN 16.51; Liz Wanless USA 16.50

Osaka 2007

Final (Aug 26)

1,	Valerie Vili	NZL	20.54
2,	Nadzeya Ostapchuk	BLR	20.48
3,	Nadine Kleinert	GER	19.77
4,	Li Ling	CHN	19.38
5,	Petra Lammert	GER	19.33
6,	Li Meiju	CHN	18.83
7,	Gong Lijiao	CHN	18.66
8,	Chiara Rosa	ITA	18.39
9,	Anna Omarova	RUS	18.20;
10,	Yanina Pravalinska	BLR	18.17;
11,	Misleidy González	CUB	18.14;
12,	Yumileidi Cumbá	CUB	17.93

Series	1	2	3	4	5	6
Vili	19.89	19.74	19.80	x	19.95	20.54
Ostapchuk	20.04	x	19.17	x	x	20.48
Kleinert	18.75	19.45	19.04	x	19.77	19.72
Li L	18.21	18.88	x	18.92	x	19.38
Lammert	19.33	x	19.27	18.86	18.92	x
Li M	17.29	18.79	18.83	18.32	18.77	18.62
Gong	17.82	18.66	x	18.34	x	x
Rosa	x	18.35	18.17	18.39	x	x

The only athletes further than 20m prior to Osaka were Ostapchuk, Lammert and Vili. Ostapchuk scared herself in the qualifying, throwing 18.23 to become the 12th qualifier by a margin of just four centimetres. Buoyed up, the Belorussian opened the final with 20.04 to head Vili 19.89 and Lammert 19.33 at the end of round one.

Kleinert moved into bronze medal position in round two with 19.45, while Vili tried to make inroads into Ostapchuk's lead. Her 19.74 in round two was followed by 19.80 in the next round, and 19.95 in round five, while Kleinert made a further improvement to 19.77, also in the penultimate round. Li slipped by Lammert for fourth with 19.38

in the final round. The imposing (1.93/121kg) Vili then produced a Commonwealth record of 20.54 to move into a big lead. Ostapchuk, showing great competitive instincts, reacted by putting her season's best of 20.48 to end a superb final round.

Qualifying round (18.35 or top 12 to final) (Aug 26)

Group A qualifiers: Vili 19.45; Li M 19.05; Rosa 18.77; Li L 18.76; Lammert 18.72; Pravalinska 18.52; Cumbá 18.29

Non-qualifiers: Anna Avdeyeva RUS 18.19; Helena Engman SWE 17.50; Kristin Heaston USA 17.40; Elisângela Adriano BRA 17.07; Sarah Stevens USA 16.87; Ana Po'uhila TGA 16.62; Lin Chia-Ying TPE 16.41

Group B qualifiers: Kleinert 19.17; Omarova 18.85; Gong 18.38; González 18.28; Ostapchuk 18.23

Non-qualifiers: Assunta Legnante ITA 18.19; Oksana Gaus RUS 17.65; Cleopatra Borel-Brown TRI 17.29; Yoko Toyonaga JPN 17.02; Jillian Camarena USA 16.95; Irache Quintanal ESP 16.53; Anca Heltne ROU 16.27; Iolanta Ulyeva KAZ 15.52; Vivian Chukwuemeka NGR NM

SHOT PUT

Multiple Medallists:

4	Svetlana Krivelyova	URS/RUS	91-3, 93-2, 99-3, 03-1
3	Huang Zhihong	CHN	91-1, 93-1, 95-2
	Astrid Kumbernuss	GER	95-1, 97-1, 99-1
	Vita Pavlysh	UKR	97-2, 01-3, 03-3
	Nadine Kleinert/Schmitt	GER	99-2, 01-2, 07-3
	Nadezhda Ostapchuk	BLR	03-2, 05-1, 07-2
2	Natalya Lisovskaya	URS	87-1, 91-2
	Kathrin Neimke	GDR/GER	87-2, 93-3
	Valerie Vili	NZL	05-3, 07-1

Most Finals:

7	Krivelyova	91-3, 93-2, 97-10, 99-3, 01-9, 03-1, 05-4
6	Kleinert/Schmitt	97-7, 99-2, 01-2, 03-7, 05-5, 07-3

Most Appearances:

7	Elisângela Adriano	BRA	91-20Q, 93-22Q, 97-19Q, 01-11, 03-9, 05-20Q, 07-19Q
	Krivelyova		
6	Svetla Mitkova/Sinirtas	BUL/TUR	87-9, 91-10, 93-10, 95-3, 97-9, 99-24Q
	Krystyna Zabawska	POL	91-12, 93-17Q, 97-8, 99-8, 01-10, 03-6
	Kumbernuss		93-6, 95-1, 97-1, 99-1, 01-6, 03-15Q
	Yumileidi Cumbá	CUB	95-20Q, 99-6, 01-8, 03-13Q, 05-6, 07-12
	Kleinert/Schmitt		

National Placings:

	1	2	3	4	5	6	7	8	Points
GER	3	4	5	3	2	4	3	2	125
CHN	2	1	-	3	4	3	3	-	69
RUS	1	2	1	3	1	-	-	-	47
BLR	2	2	-	1	-	-	1	1	38
URS	1	1	1	1	2	-	1	-	36
UKR	-	1	2	-	-	-	1	-	21
NZL	1	-	1	-	1	-	-	-	18
TCH	1	-	-	-	-	-	-	1	9
CUB	-	-	-	-	-	2	-	3	9
BUL	-	-	1	-	-	-	-	-	6
USA	-	-	-	-	1	-	1	-	6
POL	-	-	-	-	-	1	-	2	5
ROU	-	-	-	-	-	1	-	-	3
AUT	-	-	-	-	-	-	1	-	2
ITA	-	-	-	-	-	-	-	2	2
Totals	11	11	11	11	11	11	11	11	396

Discus Throw

Helsinki 1983

Final (Aug 10)

1,	Martina Opitz	GDR	68.94
2,	Galina Murashova	URS	67.44
3,	Mariya Petkova	BUL	66.44
4,	Tsvetanka Khristova	BUL	65.62
5,	Gisela Beyer	GDR	65.26
6,	Zdenka Silhavá	TCH	64.32
7,	Ria Stalman	NED	63.76
8,	Meg Ritchie	GBR	62.50
9,	Florenta Craciunescu	ROU	62.14;
10,	Svetla Mitkova	BUL	62.06;
11,	Galina Savinkova	URS	59.28;
12,	Maria Badea	ROU	58.10

Series	1	2	3	4	5	6
Opitz	x	66.42	67.76	67.22	68.74	68.94
Murashova	x	64.82	65.96	64.80	x	67.44
Petkova	62.48	66.44	x	x	x	x
Khristova	65.62	65.52	63.62	62.24	63.42	62.90
Beyer	x	65.06	65.00	x	63.84	65.26
Silhavá	60.58	64.18	62.76	x	64.32	x
Stalman	61.48	63.76	62.42	59.50	63.20	62.92
Ritchie	60.66	62.50	60.50	60.64	x	x

A major shock was the failure of Galina Savinkova – the world record holder at 73.26 – to qualify for three further throws in the final. Just as the Soviet thrower was below her best form, so the GDR's Martina Opitz must have been inspired. Only her country's second-string thrower, she took the lead in round 2 and improved with three of her remaining throws. All of these were better than the best of the runner-up Murashova, who clinched the silver with her final throw.

Qualifying round (61.00 or top 12 to final) (Aug 9)

Group A qualifiers: Petkova 65.84; Silhavá 64.68; Opitz 64.66; Murashova 64.00; Mitkova 60.58; Ritchie 59.28; Badea 57.82

Non-qualifiers: Anne Paavolainen FIN 54.92; Li Xiachui CHN 54.58; Maryline Adam VAN 33.36

Group B qualifiers: Beyer 64.14; Savinkova 63.58; Craciunescu 61.70; Khristova 61.50; Stalman 60.16

Non-qualifiers: Ulla Lundholm FIN 57.64; Carol Cady USA 57.34; Venissa Head GBR 53.78; Mariette van Heerden ZIM 45.22; Mereoni Vibose FIJ 42.36; Juliet Cain NRU NM

Rome 1987

Final (Aug 31)

1,	Martina Hellmann	GDR	71.62
2,	Diana Gansky	GDR	70.12
3,	Tsvetanka Khristova	BUL	68.82
4,	Ilke Wyludda	GDR	68.20
5,	Svetla Mitkova	BUL	66.58
6,	Zdenka Silhavá	TCH	64.82
7,	Larisa Mikhailchenko	URS	64.72
8,	Mariana Lengyel	ROU	62.30
9,	Maritza Marten	CUB	62.00;
10,	Larisa Korotkevich	URS	60.74;
11	Renata Katewicz	POL	58.22;
	Connie Price	USA	NM

Series	1	2	3	4	5	6
Hellmann	71.08	68.90	69.66	71.62	x	67.86
Gansky	66.64	67.50	70.12	68.78	65.42	x
Khristova	63.72	66.10	65.38	63.36	68.82	68.80
Wyludda	68.20	62.60	62.06	67.64	67.06	67.44
Mitkova	64.86	65.44	65.48	65.58	x	66.58
Silhavá	64.34	64.82	x	64.46	64.30	63.88
Mikhailchenko	64.18	64.72	59.72	63.66	60.68	63.54
Lengyel	62.30	59.28	59.54	x	58.14	60.86

Martina Hellmann (née Opitz) became the first athlete to retain a world title. She did so emphatically: with the first throw of the final, she set a championship record of 71.08. This she improved to 71.62 in the fourth round. The only other 70m throw of the contest was by Gansky in the third.

The GDR filled three of the first four places, with world junior record holder Wyludda in fourth spot. World senior record holder Silhavá placed sixth, just as she had in Helsinki.

Qualifying round (62.50 or top 12 to final) (Aug 30)

Group A qualifiers: Gansky 63.64; Mitkova 62.80; Mikhailchenko 62.52; Marten 60.40; Price 59.90; Lengyel 59.72

Non-qualifiers: Anne Kansakangas FIN 57.10; Yu Hourun CHN 56.70; Nebila Mouelhi TUN 45.94; Hanane Ahmed Khaled EGY 42.64; Dorie Cortejo PHI 40.98; Morgyn Warner ZIM 38.56

Group B qualifiers: Wyludda 68.40; Khristova 66.86; Hellmann 66.80; Silhavá 64.64; Korotkevich 60.48; Katewicz 58.88

Non-qualifiers: Carol Cady USA 58.50; Hou Xuemei CHN 58.26; Anetta Khorina URS 57.76; Maria Urrutia COL 53.94; Maria Marelllo ITA 52.74

Tokyo 1991

Final (Aug 31)

1,	Tsvetanka Khristova	BUL	71.02
2,	Ilke Wyludda	GER	69.12

3,	Larisa Mikhailchenko	URS	68.26
4,	Martina Hellmann	GER	67.14
5,	Daniela Costian	AUS	66.06
6,	Min Chunfeng	CHN	65.56
7,	Irina Yatchenko	URS	64.92
8,	Zhao Yonghua	CHN	63.62
9,	Ellina Zvereva	URS	63.22;
10,	Maritza Martén	CUB	62.40;
11,	Xiao Yanling	CHN	61.20;
12,	Bárbara Hechavarría	CUB	60.62

Series	1	2	3	4	5	6
Khristova	62.16	64.20	62.82	x	66.96	71.02
Wyludda	67.10	68.78	66.34	69.00	69.12	x
Mikhailchenko	66.20	67.30	67.46	67.12	67.96	68.26
Hellmann	65.32	66.28	67.14	65.80	x	66.56
Costian	64.32	x	65.56	x	66.06	x
Min	63.76	64.70	62.32	65.56	63.88	64.30
Yatchenko	63.84	63.86	x	64.92	60.76	62.24
Zhao	60.94	63.62	61.28	x	60.84	x

The day after Carl Lewis's long jump defeat there was another shock when Ilke Wyludda – the winner of her previous 40 contests – was beaten. Not that the German performed badly. She threw season's bests in the fourth (69.00) and fifth rounds (69.12) to establish a commanding lead. Earlier in the fifth round, the pony-tailed Khristova had improved from seventh to third with 66.96, pushing defending champion Hellmann out of the medals.

The Bulgarian really clicked in round 6. Taking two turns, she propelled the discus clearly past the 70m line. To avoid defeat, the German needed to throw further than she had for the past 15 months. She waited until after the women's high jump ceremony to take her chance, but fell short of 70m and deliberately fouled.

"I had a certain degree of confidence I could win a medal, but I didn't expect such a long throw as 71 metres," said Khristova. "Wyludda must be surprised."

Qualifying round (62.00 or top 12 to final) (Aug 29)

Group A qualifiers: Wyludda 67.72; Costian 62.74; Martén 60.88; Yatchenko 60.38; Zhao 59.80

Non-qualifiers: Franka Dietzsch GER 59.16; Stefeniya Simova BUL 58.10; Lucy Barnes USA 56.84; Agnese Maffei ITA 56.36; Mette Bergmann NOR 55.78; Teresa Machado POR 53.64 Alice Matejková TCH 53.22; Ikuko Kitamori JPN 48.52; Maria Obando NCA 41.78; Hanane Ahmed Khaled EGY DNS

Group B qualifiers: Khristova 67.10; 2, Hellmann 65.26; Mikhailchenko 64.68; Zvereva 61.86; Xiao 61.68; Hechavarría 60.86; Min 59.42

Non-qualifiers: Vladimira Malatová TCH 58.38; Marie-Paule Geldhof BEL 57.26; Carla Garrett USA 56.62; Jackie McKernan GBR 55.64; Manuela Tirneci ROU 55.62; Penny Neer USA 54.26; Angeles Barreiro ESP 51.24; Wilna Bredenhann NAM 43.60; Hughette Robertson GUY 34.52

Stuttgart 1993

Final (Aug 19)

1,	Olga Burova	RUS	67.40
2,	Daniela Costian	AUS	65.36
3,	Min Chunfeng	CHN	65.26
4,	Maritza Martén	CUB	64.62
5,	Anja Gündler	GER	62.92
6,	Bárbara Hechavarría	CUB	62.52
7,	Nicoleta Grasú	ROU	62.10
8,	Franka Dietzsch	GER	62.06
9,	Vladimira Malatová	TCH	61.10;
10,	Larisa Mikhailchenko	UKR	60.76;
11,	Ilke Wyludda	GER	60.42;
	Qiu Qiaoping	CHN	NM

Series	1	2	3	4	5	6
Burova	63.28	67.40	65.80	67.06	65.00	x
Costian	63.90	64.78	64.66	65.36	65.12	x
Min	62.16	61.88	65.26	61.92	x	64.10
Martén	x	60.98	63.34	63.38	64.62	64.42
Gündler	62.24	60.26	62.36	59.52	62.72	62.92
Hechavarría	60.70	60.16	62.52	x	x	58.44
Grasú	x	56.78	62.10	x	61.26	59.52
Dietzsch	61.34	61.28	58.86	60.30	62.06	60.76

For the third successive World Championships, the qualifying round was won by Ilke Wyludda. Sadly, the German had been hampered by injury all summer and had nothing left for the final, finishing 11th.

The ex-Romanian Costian took an early lead in the final with throws of 63.90 and 64.78. Later in the second round, Burova threw

67.40 and this proved to be the winning effort. In the third round, Min moved into second place, but was back to third in the next round when Costian improved to 65.36.

Qualifying round (62.50 or top 12 to final) (Aug 17)

Group A qualifiers: Wyludda 64.06; Min 63.56; Burova 63.44; Costian 62.52; Grasu 62.28; Hechavarría 61.60

Non-qualifiers: Svetla Mitkova BUL 61.18; Ellina Zvereva BLR 59.64; Jacqueline Goormachtigh NED 58.74; Mette Bergmann NOR 58.12; Zdenka Silhavá TCH 57.16; Jackie McKernan GBR 56.14; Teresa Machado POR 56.02; Ursula Weber AUT 55.48; Carla Garrett USA 53.52; Monia Kari TUN 51.26; Aye Aye Nwe MYA 47.40

Group B qualifiers: Marten 63.66; Gündler 62.82; Qiu 62.32; Dietzsch 61.66; Mikhailchenko 61.56; Malatová 61.22

Non-qualifiers: Larisa Korotkevich RUS 61.12; Renata Katewicz POL 60.66; Austrute Mikelytė LTU 59.82; Manuela Tirneci ROU 59.50; Connie Price-Smith USA 59.16; Agnese Maffei ITA 57.06; Kris Kuehl USA 56.66; Alice Matejková TCH 53.86; Danijela Curovic IWP 53.72; Theresa Brick CAN 50.38; Orepá Naseri SAM 26.30

Gothenburg 1995

Final (Aug 12)

1,	Ellina Zvereva	BLR	68.64
2,	Ilke Wyludda	GER	67.20
3,	Olga Chernyavskaya	RUS	66.86
4,	Maritza Martén	CUB	64.36
5,	Natalya Sadova	RUS	62.60
6,	Mette Bergmann	NOR	62.48
7,	Franka Dietzsch	GER	61.28
8,	Lyudmila Filimonova	BLR	61.16

9, Irina Yatchenko BLR 60.48; 10, Bárbara Hechavarría CUB 58.98; 11, Anastasia Kelesidou GRE 58.96; 12, Daniela Costian AUS 56.46

Series	1	2	3	4	5	6
Zvereva	68.64	63.04	65.42	63.82	65.86	66.92
Wyludda	64.00	66.02	66.60	65.48	67.20	67.00
Chernyavskaya	66.86	65.20	x	59.58	x	62.86
Martén	x	63.22	63.12	60.44	64.36	x
Sadova	59.64	62.60	59.42	60.62	59.58	x
Bergmann	x	x	62.48	x	x	59.48
Dietzsch	61.28	60.72	58.60	x	x	x
Filimonova	54.32	59.26	61.16	58.94	x	x

Zvereva completed the Belarus discus medal collection by adding gold to the silver and bronze taken by her compatriots in the men's contest one day earlier. The 34 year-old threw 68.64 in the first round to easily beat the 66.86 by defending champion Chernyavskaya (formerly Burova). Wyludda, the favourite, was beaten again. She stayed in third place until reaching 67.20 in the fifth round, so she did at least repeat her 1991 silver.

"I knew that I had only one chance – to throw the big one in the first round," said Zvereva. "I'm not sure I would have been the champ had I thrown my best in the second or third round."

Qualifying round (62.00 or top 12 to final) (Aug 10)

Group A qualifiers: Sadova 63.64; Zvereva 62.44; Costian 61.42; Filimonova 61.18; Hechavarría 60.48; Dietzsch 59.78

Non-qualifiers: Teresa Machado POR 58.68; Nicoleta Grasu ROU 58.62; Corrie de Bruin NED 58.14; Zdenka Silhavá CZE 56.38; Edie Boyer USA 55.14; Danyel Mitchell USA 54.62; Beatrice Faumuina NZL 54.32; Stella Tsikouna GRE 49.92; Caroline Fournier MRI 45.18; Eva María Dimas ESA 41.78

Group B qualifiers: Wyludda 65.24; Bergmann 64.50; Martén 64.42; Chernyavskaya 62.96; Yatchenko 62.54; Kelesidou 59.88

Non-qualifiers: Jana Lauren GER 59.56; Lisa-Marie Vizaniari AUS 59.24; Atanaska Angelova BUL 58.94; Li Qiumei CHN 58.88; Cristina Boit ROU 58.54; Jacqueline Goormachtigh NED 57.82; Melissa Weis USA 57.34; Danijela Curovic YUG 56.88; Jackie McKernan GBR 54.78; Oumou Traoré MLI 36.46; Rangi Ngaata COK 32.84

Athens 1997

Final (Aug 7)

1,	Beatrice Faumuina	NZL	66.82
2,	Ellina Zvereva	BLR	65.90
3,	Natalya Sadova	RUS	65.14
4,	Larisa Korotkevich	RUS	63.02
5,	Irina Yatchenko	BLR	62.58
6,	Teresa Machado	POR	62.00

7, Stella Tsikouna GRE 61.92

8, Agnese Maffei ITA 61.40

9, Luan Zhili CHN 60.62; 10, Nicoleta Grasu ROU 60.14; 11, Anna Söderberg SWE 58.22; 12, Lisa-Marie Vizaniari AUS 57.56

Series	1	2	3	4	5	6
Faumuina	x	x	66.82	62.60	x	x
Zvereva	63.40	65.90	61.86	64.98	64.64	65.72
Sadova	63.70	65.14	x	63.08	x	x
Korotkevich	62.76	62.44	60.96	x	63.02	62.04
Yatchenko	x	62.02	61.40	62.58	60.70	57.94
Machado	62.00	60.78	x	x	59.92	x
Tsikouna	61.92	57.70	x	58.00	59.66	58.12
Maffei	61.40	54.98	57.48	54.36	54.28	x

Faumuina lived dangerously before winning New Zealand's first ever world title (or medal even). In the qualifying competition she faced a crisis after fouling her first two throws. She might have opted for a safety throw but there was no compromise as she registered a distance of 64.58. In the final the same thing happened. Two fouls left her facing extinction and she needed over 61m to survive the cut. No problem ... despite, or maybe because of, the pressure she threw 66.82, which not only ensured her three more trials but won her the title. She had come a long way since Gothenburg where she failed to reach the final, placing 28th of the 33 entrants with 54.32. Defending champion Zvereva and Olympic silver medallist Sadova were unable to improve upon their second round efforts of 65.90 and 65.14 for the other medals.

Qualifying Round (62.50 of top 12 to final) (Aug 5)

Group A qualifiers: Yatchenko 65.00; Faumuina 64.58; Tsikouna 61.52; Grasu 60.44; Korotkevich 60.30; Vizaniari 60.28; Maffei 59.94

Non-qualifiers: Liu Fengying CHN 59.50; Alice Matejková CZE 58.96; Suzy Powell USA 54.22; Shelley Drew GBR 53.96; Tzvetanka Khristova BUL 53.64; Areti Abatzi GRE 49.72; Hüsnüye Keskin TUR 48.80

Group B qualifiers: Zvereva 65.94; Sadova 65.14; Machado 61.36; Luan 61.18; Söderberg 59.88

Non-qualifiers: Yelena Antonova UKR 59.62; Anastasia Kelesidou GRE 59.22; Edie Boyer USA 59.18; Elisângela Adriano BRA 57.88; Xiao Yanling CHN 56.32; Lacy Barnes-Mileham USA 55.52; Siniva Marsters COK 35.22; Isabelle Devaluz FRA, Franka Dietzsch GER & Mette Bergmann NOR NM

Seville 1999

Final (Aug 23)

1,	Franka Dietzsch	GER	68.14
2,	Anastasia Kelesidou	GRE	66.05
3,	Nicoleta Grasu	ROU	65.35
4,	Natalya Sadova	RUS	64.98
5,	Beatrice Faumuina	NZL	64.62
6,	Seilala Sua	USA	63.73
7,	Yelena Antonova	UKR	63.61
8,	Stélla Tsikouna	GRE	63.43

9, Irina Yatchenko BLR 62.99; 10, Ellina Zvereva BLR 62.75; 11, Katerina Vóggoli GRE 61.00; 12, Anja Möllenbeck GER 59.48

Series	1	2	3	4	5	6
Dietzsch	66.34	63.60	67.60	x	68.14	65.34
Kelesidou	64.69	x	63.35	x	66.05	64.46
Grasu	63.35	x	62.53	62.89	65.35	x
Sadova	64.69	64.98	60.65	64.59	61.08	64.19
Faumuina	61.60	62.88	63.97	64.62	61.30	59.74
Sua	60.21	58.22	63.73	x	x	59.74
Antonova	62.13	x	63.61	61.33	63.58	63.31
Tsikouna	60.57	63.10	61.28	57.23	x	63.43

Sadova, the only thrower in the world to better 70m in 1999, will not look back on Seville with any pleasure. The 1997 bronze medallist only just scraped into the final in 12th place and eventually placed fourth. European Champion Dietzsch, who had not won a global medal since her silver in the 1986 World Junior Championships, dominated the contest. Her opener of 66.34 would have stood up as the winner had she not later improved to 67.60 and 68.14. After four rounds Sadova (64.98) was in second place but Grasu threw 65.35 in round 5 to supplant her, and a few minutes later the towering Kelesidou reached 66.05. Sadova was out of the medals.

Qualifying round Round (63.50 or top 12 to final) (Aug 21)

Group A qualifiers: Dietzsch 66.59; Faumuina 64.18; Zvereva 63.37; Grasu 63.13; Vóggoli 62.39

Non-qualifiers: Li Qiumei CHN 62.20; Lisa-Marie Vizaniari AUS 61.49; Larisa Korotkevich RUS 60.06; Anna Söderberg SWE 59.65; Sabine Sievers GER 58.34; Teresa Machado POR 57.84; Cao Qi CHN 57.43; Marzena Wysocka POL 57.43; Neelam Singh IND 57.05; Vladimíra Racková CZE 56.64; Kristin Kuehl USA 55.77
Group B qualifiers: Yatchenko 64.58; Tsikoúna 64.16; Kelesidou 64.12; Möllenbeck 63.63; Antonova 62.87; Sua 62.48; Sadova 62.35
Non-qualifiers: Alison Lever AUS 60.05; Joanna Wisniewska POL 59.83; Li Yanfeng CHN 59.47; Tiina Kankaanpää FIN 58.02; Aretha Hill USA 57.50; Oksana Mert TUR 57.31; Eha Rünne EST 56.57

Edmonton 2001

Final (Aug 11)

1,	Ellina Zvereva	BLR	67.10
2,	Nicoleta Grasu	ROU	66.42
3,	Anastasia Kelesidou	GRE	65.50
4,	Franka Dietzsch	GER	65.38
5,	Seilala Sua	USA	63.74
6,	Vera Pospisilová	CZE	61.47
7,	Kristin Kuehl	USA	61.04
8,	Anja Möllenbeck	GER	60.49
9,	Irina Yatchenko BLR	59.45;	10, Li Qiumei CHN 57.81;
11,	Vladimira Racková CZE	56.43;	Natalya Sadova RUS DQ (r40.1) (68.57)

Series	1	2	3	4	5	6
Zvereva	x	67.10	x	64.70	65.37	x
Grasu	55.70	65.34	63.74	x	66.24	65.73
Kelesidou	61.02	65.50	62.70	63.47	62.37	65.14
Dietzsch	63.62	x	63.12	x	64.60	65.38
Sua	63.74	x	x	x	x	x
Pospisilová	60.72	59.46	x	60.60	61.47	x
Kuehl	56.91	61.04	x	59.81	x	59.79
Möllenbeck	60.49	x	x			
[Sadova	65.24	66.87	66.36	68.57	67.80	67.18]

Eleven years after becoming World Junior Champion in USSR colours, Sadova apparently became senior champion for the first time in her fourth World Championship final. The 40-year old Olympic Champion Zvereva, set the pace with a 65.78 qualifier then 67.10 in round 2 of the final. That held first place until the penultimate throw of the fourth round, when Sadova spun her implement out to 68.57, the world's longest throw of 2001. In the fifth round, Grasu overtook Kelesidou for the bronze.

Unfortunately, the winner failed a doping test for caffeine. The Russian Federation exonerated her and the case was to be referred to the Court of Arbitration for Sport, then in December 2002 the penalty was accepted by all parties. Zvereva, at 40 years 268 days old, therefore became the oldest ever World Champion or medallist.

Qualifying Round (63.00 or top 12 to final) (Aug 9)

Group A qualifiers: Dietzsch 63.15; Sua 62.54; Pospisilová 62.27; Kelesidou 62.26; Li 61.90; Yatchenko 60.67; Sadova DQ (r40.1) (64.43) qualified for final but disqualified in retrospect

Non-qualifiers: Joanna Wisniewska POL 58.53; Suzy Powell USA 58.19; Alison Lever AUS 54.31; Tina McDonald CAN 46.98

Group B qualifiers: Zvereva 65.78; Grasu 63.37; Kuehl 62.63; Racková 62.32; Möllenbeck 60.86

Non-qualifiers: Stella Tsikoúna GRE 60.32; Katerina Vóngoli GRE 59.98; Teresa Machado POR 59.74; Yelena Antonova UKR 58.55; Neelam Jaswant Singh IND 56.52; Méline Robert-Michon FRA 56.22

Paris 2003

Final (Aug 25)

1,	Irina Yatchenko	BLR	67.32
2,	Anastasia Kelesidou	GRE	67.14
3,	Katerina Vóggoli	GRE	66.73
4,	Yelena Antonova	UKR	65.90
5,	Vera Pospisilová	CZE	65.55
6,	Natalya Sadova	RUS	65.22
7,	Song Aimin	CHN	63.84
8,	Anna Söderberg	SWE	61.61
9,	Suzy Powell USA	59.86;	10, Teresa Machado POR 59.46;
11,	Méline Robert-Michon FRA	58.52;	12, Neelam Jaswant Singh IND 57.92;
13,	Beatrice Faumuina NZL	56.86	

Series	1	2	3	4	5	6
Yatchenko	67.32	62.57	66.12	x	x	x

	1	2	3	4	5	6
Kelesidou	65.76	63.93	67.13	65.18	x	67.14
Vóggoli	x	63.39	66.04	66.73	64.75	65.64
Antonova	64.51	60.56	x	60.70	65.90	61.72
Pospisilová	62.04	61.12	63.23	64.01	65.55	61.96
Sadova	65.22	x	x	63.94	65.07	x
Song	59.71	62.08	63.84	63.20	x	57.53
Söderberg	59.81	56.73	61.61	59.32	x	x

At 37 years 298 days, Irina Yatchenko became the oldest female World Champion apart from her compatriot Zvereva. She did so with her first throw of 67.32 which remained the longest of the day though Kelesidou came close with 67.13 in the third then 67.14 in the sixth. Greece won the other medal thanks to Vóggoli, who threw a personal best of 66.73 in the fourth round. "I liked the circle a lot," said the winner, "as I prefer the surface hard and slow." At this point, Belarus had won all of the three throws finals staged so far in Paris.

Qualifying round (60.00 or top 12 to final) (Aug 23)

Group A qualifiers: Song 62.20; Antonova 62.14; Pospisilová 60.64; Robert-Michon 60.47

Non-qualifiers: Franka Dietzsch GER 59.77; Stilianí Tsikoúna GRE 59.39; Kris Kuehl USA 58.07; Marzena Wysocka POL 57.80; Elisângela Adriano BRA 57.69; Aretha Hill USA 50.79

Group B qualifiers: Sadova 63.47; Vóggoli 63.13; Faumuina 63.12; Powell 61.83; Yatchenko 61.79; Kelesidou 61.23; Singh 60.33; Machado 59.87

Non-qualifiers: Anna Söderberg SWE 59.66; Shelley Newman GBR 57.65

Helsinki 2005

Final (Aug 11)

1	Franka Dietzsch	GER	66.56
2,	Natalya Sadova	RUS	64.33
3,	Vera Cechlová	CZE	63.19
4,	Beatrice Faumuina	NZL	62.73
5,	Nicoleta Grasu	ROU	62.05
6,	Ma Shuli	CHN	61.33
7,	Dragana Tomasevic	SCG	60.56
8,	Yelena Antonova	UKR	59.37
9,	Natalya Fokina UKR	58.44;	10, Song Aimin CHN 57.90;
11,	Anna Söderberg SWE	57.41;	12, Joanna Wisniewska POL 57.06

Series	1	2	3	4	5	6
Dietzsch	64.89	64.08	64.36	66.56	65.29	-
Sadova	64.33	60.63	61.28	62.31	62.68	61.59
Cechlová	60.76	63.00	x	x	63.19	x
Faumuina	62.73	x	57.70	61.01	60.94	57.42
Grasu	55.75	x	62.05	x	x	61.49
Ma	59.21	58.38	61.33	58.15	58.22	59.36
Tomasevic	60.56	x	x	x	56.25	56.30
Antonova	59.37	59.08	57.71	56.35	x	56.19

Sadova and Dietzsch had both lost just twice in 2005, with Olympic Champion Sadova favoured to win in Helsinki. Cechlová and Song led the qualifiers. The final actually began on August 9 but was abandoned after two throws because of the terrible weather and then postponed for two days. Both Faumuina (62.73) and Sadova (64.33) produced their best throws in the opening round, but it was Dietzsch who achieved the best initial throw with 64.89. Cechlová moved into third in round two with 63.00 before cementing her position in with 63.19 in the fifth. Only Dietzsch was able to get beyond 64m after the first round, and she did so in the wet conditions with all of her throws, enabling her to pass her last round. Dietzsch was competing in her eighth championships; she won in 1999 but had otherwise not been on the podium. Her unrestrained joy in winning was reminiscent of Fibingerová's shot win in 1983, as she hugged as many officials as possible.

Qualifying round (61.00 or top 12 to final) (Aug 7)

Group A qualifiers: Cechlová 64.26; Song 64.15; Tomasevic 62.02; Antonova 61.05; Wisniewska 59.66

Non-qualifiers: Elizna Naudé RSA 58.93; Oksana Yesipchuk RUS 58.32; Marzena Wysocka POL 57.44; Tereapii Tapoki COK 50.92; Aretha Thurmond USA 47.15; Neelam Jaswant Singh IND DQ (r40.1) (56.70)

Group B qualifiers: Sadova 63.65; Dietzsch 63.53; Grasu 62.06; Söderberg 59.94; Faumuina 59.81; Ma 59.43; Fokina 59.30

Non-qualifiers: Yania Ferrales CUB 58.38; Seilala Sua USA 57.68; Becky Breisch USA 57.16; Wioletta Potepa POL 56.31

Osaka 2007

Final (Aug 29)

1,	Franka Dietzsch	GER	66.61
2,	Darya Pishchalnikova	RUS	65.78
3,	Yarelis Barrios	CUB	63.90
4,	Nicoleta Gras	ROU	63.40
5,	Sun Taifeng	CHN	63.22
6,	Yelena Antonova	UKR	62.41
7,	Joanna Wisniewska	POL	61.35
8,	Natalya Semenova	UKR	61.17

9, Ma Xuejun CHN 59.37; 10, Iryna Yatchenko BLR 58.67; 11, Yania Ferrales CUB 58.20; 12, Mélina Robert-Michon FRA 57.81

Series	1	2	3	4	5	6
Dietzsch	66.61	66.48	63.92	63.81	65.29	x
Pishchalnikova	59.91	63.10	65.14	60.83	65.78	65.55
Barrios	63.90	61.75	x	62.44	x	57.60
Grasu	59.51	59.79	63.14	61.44	63.02	63.40
Sun	61.21	60.39	63.22	61.57	x	x
Antonova	59.61	60.86	59.96	62.41	62.17	61.81
Wisniewska	61.35	59.96	60.95	59.64	x	60.64
Semenova	61.17	60.36	60.11	59.94	x	58.37

Dietzsch (39) headed the world list with 68.06, and endorsed her position as favourite on her record ninth appearance in the championships by leading the qualifying round with 65.17. The champion from 1999 and 2005 opened up in the final with 66.61, which she followed with 66.48. Neither mark was headed on the day, though Pishchalnikova did (like Dietzsch) produce three throws over 65m. No-one else could get over 64m, and Barrios's opening throw of 63.90 held up against Grasu, who achieved her best of 63.40 in the final round. Dietzsch had first competed internationally – for the GDR – in 1986, placing second in the World Junior championships. In winning, she became the first athlete to win the women's discus three times and the second-oldest World Champion after 2001 winner Ellina Zvereva.

Qualifying round (61.50 or top 12 to final) (Aug 27)

Group A qualifiers: Dietzsch 65.17; Grasu 64.26; Barrios 63.44; Yatchenko 62.63; Ma 60.89

Non-qualifiers: Dani Samuels AUS 60.44; Song Aimin CHN 60.10; Kateryna Karsak UKR 59.46; Wioletta Potepa POL 59.20; Anna Söderberg SWE 58.65; Becky Breisch USA 58.42; Dragana Tomasevic SRB 57.96; Cecilia Barnes USA 53.02; Tereapii Tapoki COK 50.35

Group B qualifiers: Wisniewska 63.13; Sun 61.99; Pishchalnikova 61.88; Robert-Michon 61.66; Ferrales 61.48; Semenova 61.33; Antonova 60.90

Non-qualifiers: Suzy Powell USA 59.57; Vera Cechlová CZE 57.56; Elisângela Adriano BRA 57.21; Krishna Poonia IND 57.17; Nadine Müller GER 55.98; Beatrice Faumuina NZL 55.75; Yuka Murofushi JPN 52.76

DISCUS THROW

Multiple Medalists:

3	Ellina Zvereva	BLR	95-1, 97-2, 01-1
	Franka Dietzsch	GER	99-1, 05-1, 07-1
	Anastasia Kelesidou	GRE	99-2, 01-3, 03-2
2	Martina Opitz/Hellmann	GDR	83-1, 87-1
	Tsvetanka Khristova	BUL	87-3, 91-1
	Ilke Wyludda	GER	91-2, 95-2
	Olga Burova/Chernyavskaya	RUS	93-1, 95-3
	Natalya Sadova	RUS	97-3, 05-2
	Nicoleta Grasu	ROU	99-3, 01-2

Most Finals:

7	Irina Yatchenko	URS/BLR	91-7, 95-9, 97-5, 99-9, 01-9, 03-1, 07-10
6	Dietzsch		93-8, 95-7, 99-1, 01-4, 05-1, 07-1
	Grasu		93-7, 97-10, 99-3, 01-2, 05-5, 07-4
	Sadova		95-5, 97-3, 99-4, 01-dq/final; 03-6, 05-2

Most Appearances:

9	Dietzsch		91-13Q, 93-8, 95-7, 97-nm/Q, 99-1, 01-4, 03-13Q, 05-1, 07-1
---	----------	--	---

National Placings:

	1	2	3	4	5	6	7	8	Points
GER	5	3	-	3	2	-	1	2	88
RUS	1	2	2	2	1	1	-	-	51
BLR	3	1	-	-	1	-	-	1	36

Discus Throw, continued

	1	2	3	4	5	6	7	8	Points
BUL	1	2	2	1	1	-	-	-	29
GRE	-	2	2	-	-	-	1	1	29
ROU	-	1	1	1	1	-	1	1	25
CUB	-	-	1	2	-	1	-	-	19
CHN	-	-	1	-	1	2	1	1	19
NZL	1	-	-	1	1	-	-	-	17
URS	-	1	1	-	-	-	2	-	17
CZE	-	-	1	-	1	1	-	-	13
UKR	-	-	-	1	-	1	1	2	12
AUS	-	1	-	-	1	-	-	-	11
USA	-	-	-	-	1	1	1	-	9
TCH	-	-	-	-	-	2	-	-	6
NOR	-	-	-	-	-	1	-	-	3
POR	-	-	-	-	-	1	-	-	3
NED	-	-	-	-	-	-	1	-	2
POL	-	-	-	-	-	-	1	-	2
SCG	-	-	-	-	-	-	1	-	2
GBR	-	-	-	-	-	-	-	1	1
ITA	-	-	-	-	-	-	-	1	1
SWE	-	-	-	-	-	-	-	1	1
Totals	11	11	11	11	11	11	11	11	396

Hammer Throw

Seville 1999

Final (Aug 24)

1,	Mihaela Melinte	ROU	75.20
2,	Olga Kuzenkova	RUS	72.56
3,	Lisa Misipeka	ASA	66.06
4,	Katalin Divós	HUN	65.86
5,	Debbie Sosimenko	AUS	65.52
6,	Lyudmila Gubkina	BLR	65.44
7,	Simone Mathes	GER	64.93
8,	Kirsten Münchow	GER	64.03

9, Svetlana Sudak BLR 63.99; 10, Dawn Ellerbe USA 63.55; 11, Tatyana Konstantinova RUS 62.52; 12, Manuela Montebrun FRA 62.44; 13, Cécile Lignot FRA 62.14; 14, Lorraine Shaw GBR 62.09; 15, Manuela Priemer GER 61.99; 16, Florence Ezech FRA 60.74; 17, Amy Palmer USA 59.80; 18, Yipsi Moreno CUB 58.68; 19, María Dolores Pedrares ESP 57.66; 20, Aneliya Yordanova BUL 53.20; 21, Kamila Skolimowska POL 50.38

Series	1	2	3	4	5	6
Melinte	71.57	73.23	74.21	70.58	x	75.20
Kuzenkova	x	68.18	71.79	69.23	x	72.56
Misipeka	65.02	65.02	x	64.44	66.06	65.85
Divós	64.63	x	65.86	x	x	x
Sosimenko	65.52	x	61.56	62.92	63.79	63.85
Gubkina	64.12	x	62.99	65.33	65.44	65.44
Mathes	64.93	x	63.08	64.66	63.08	62.36
Münchow	x	x	64.03	59.91	63.58	63.05

As with the women's pole vault this new event produced a splendid winning performance. No world record here but Melinte came close to her pending mark of 75.97 with a series which climaxed with 75.20, at the time the third longest ever throw. She thought that, but for the heat, she might have thrown one or two metres further. Kuzenkova, the event's previous trail blazer, smashed her first effort into the netting but worked her way through to a final round 72.56, the longest ever non-winning mark. There was a huge gap after them but it was encouraging for the small nations that the bronze should go to a native of American Samoa, the US-based Misipeka.

Dead last of the 21 competitors with her only valid throw of 50.38 was 16 year-old Skolimowska ... winner of the Olympic title a year later with 71.16!

Edmonton 2001

Final (Aug 7)

1,	Yipsi Moreno	CUB	70.65
2,	Olga Kuzenkova	RUS	70.61
3,	Bronwyn Eagles	AUS	68.87
4,	Kamila Skolimowska	POL	68.05
5,	Manuela Montebrun	FRA	67.78
6,	Lorraine Shaw	GBR	65.89

7, Florence Ezeh	FRA	65.88
8, Ivana Brkljajac	CRO	65.43

9, Kirsten Münchow GER 64.39; 10, Olga Tsander BLR 64.10; 11, Zhang Wenxiu CHN 61.61; 12, Melissa Nicole Price USA 61.57

Series	1	2	3	4	5	6
Moreno	69.55	69.34	70.65	61.45	68.84	66.95
Kuzenkova	70.61	69.94	x	x	x	69.78
Eagles	67.62	68.87	64.64	63.81	68.17	67.43
Skolimowska	67.74	67.88	67.07	68.05	67.93	68.02
Montebrun	67.78	66.82	x	x	67.74	x
Shaw	64.04	65.89	63.68	63.66	64.95	62.38
Ezeh	63.66	65.30	64.93	65.88	65.76	64.66
Brkljajac	65.43	x	x	x	62.94	x

Kuzenkova was the favourite and started well with 70.43 in qualifying then 70.61 in the first round of the final. She followed up with a 69.94, but she had no response when Moreno flung her hammer out to 70.65 in third. In the meantime, Eagles had filled third place at 68.87.

Observers raved about Moreno's technique. The 20 year-old Cuban prepared before each throw by making four circles with her right index finger. In rounds 3, 4 and 5 Kuzenkova fouled and there were no changes in the medal positions. After her and the competition's final throw of 66.95, Moreno rushed toward the track to celebrate but was restrained from doing so as the women's 10,000m had reached its closing stages.

Qualifying round (67.00 or top 12 to final) (Aug 6)

Group A qualifiers: Kuzenkova 70.43; Montebrun 67.92; Münchow 65.69; Price 65.65; Brkljajac 65.01; Zhang 64.52

Non-qualifiers: Anna Norgren USA 63.74; Agnieszka Pogroszewska POL 63.59; Lyudmila Gubkina BLR 63.58; Evdokia Tsamoglou GRE 61.97; Martina Danisová SVK 61.26; Mia Strömmer FIN 61.04; Lucie Vrbenská CZE 60.01; Karyne Di Marco AUS 59.80; Masumi Aya JPN 58.84; Marwa Hussein EGY 58.41; Ester Balassini ITA NM

Group B qualifiers: Eagles 68.35; Skolimowska 67.43; Moreno 66.60; Ezeh 65.71; Tsander 65.18; Shaw 64.37

Non-qualifiers: Dawn Ellerbe USA 64.34; Susanne Keil GER 64.06; Tasha Williams NZL 63.83; Sini Pöyry FIN 63.76; Lisa Misipeka ASA 63.34; Cecilia Nilsson SWE 61.53; Caroline Wittrin CAN 59.30; Vania F. Silva POR 58.91; Nancy Guillén ESA 57.96; Karina Moya ARG 57.01; Markéta Hajdu CZE 55.77

Paris 2003

Final (Aug 28)

1, Yipsi Moreno	CUB	73.33
2, Olga Kuzenkova	RUS	71.71
3, Manuela Montebrun	FRA	70.92
4, Gu Yuan	CHN	70.77
5, Susanne Keil	GER	69.43
6, Mihaela Melinte	ROU	68.69
7, Anna Mahon	USA	68.45
8, Kamila Skolimowska	POL	68.39

9, Candice Scott TRI 67.73; 10, Lorraine Shaw GBR 65.95; 11, Betty Heidler GER 65.81; Melissa Price USA DQ (r40.8) (62.34)

Series	1	2	3	4	5	6
Moreno	71.02	73.33	72.52	69.84	64.98	x
Kuzenkova	68.71	71.14	x	71.71	70.73	65.86
Montebrun	69.38	68.61	68.37	70.92	69.64	x
Gu	68.68	69.66	70.77	x	x	66.13
Keil	69.43	x	69.17	x	68.38	67.41
Melinte	68.04	68.69	x	68.03	x	x
Mahon	66.48	65.42	68.45	64.55	68.30	67.34
Skolimowska	66.05	68.39	x	65.83	x	65.85

Moreno became the only athlete to retain a throws title from Edmonton, though she needed three attempts just to qualify for the final. Once there, the 22 year-old Cuban took an immediate lead at 71.02, then went on to dominate the contest with throws of 73.33 and 72.52. Kuzenkova scored a third successive silver. The crowd were greatly relieved that Montebrun moved from fifth to third in round four. Less happy was Gu, who became the first woman to throw 70m and not win a medal.

Qualifying round (68.50 or top 12 to final)

Group A qualifiers: Montebrun 71.36; Kuzenkova 69.53; Scott 67.27; Skolimowska 66.38; Keil 66.30; Gu 66.02; Price DQ (r40.8) (66.13) qualified for final but disqualified in retrospect

Non-qualifiers: Brooke Krueger AUS 64.84; Yunaika Crawford CUB 64.59; Zhao Wei CHN 63.85; Vania Silva POR 63.82; Clarissa Claretti ITA 62.19; Dawn Ellerbe USA 61.66; Evdokia Tsamoglou GRE 61.44; Alla Davydova RUS 61.43; Cecilia Nilsson SWE 61.14; Masumi Aya JPN 60.78; Aldenay Vasallo CUB 58.96; Berta Castells ESP 58.13; Andrea Bunjes GER, Sanja Gavrilovic CRO & Olga Tsander BLR NM

Group B qualifiers: Moreno 70.91; Heidler 67.46; Melinte 67.27; Mahon 67.25; Shaw 66.10

Non-qualifiers: Svetlana Sudak BLR 65.29; Zhang Wenxiu CHN 65.09; Sini Pöyry FIN 65.01; Bronwyn Eagles AUS 64.97; Ester Balassini ITA 64.77; Alexandra Papageorgiou GRE 64.72; Marwa Hussein EGY 64.53; Lisa Misipeka ASA 64.42; Oksana Menkova BLR 64.11; Yelena Konevtsova RUS 63.00; Katalin Divós HUN 62.58; Florence Ezeh FRA 62.12; Irina Sekachova UKR 61.23; Ivana Brkljajac CRO 60.06; Lucie Vrbenská CZE 57.73; Elena Teloni CYP 55.20; Siniva Marsters COK 41.54

Helsinki 2005

Final (Aug 12)

1, Olga Kuzenkova	RUS	75.10
2, Yipsi Moreno	CUB	73.08
3, Tatyana Lysenko	RUS	72.46
4, Manuèla Montebrun	FRA	71.41
5, Zhang Wenxiu	CHN	69.82
6, Iryna Sekachyova	UKR	69.65
7, Kamila Skolimowska	POL	68.96
8, Candice Scott	TRI	66.55

9, Clarissa Claretti ITA 64.76; 10, Erin Gilreath USA 64.54; 11, Mihaela Melinte ROU 64.31; 12, Susanne Keil GER 63.25

Series	1	2	3	4	5	6
Kuzenkova	x	68.94	70.70	70.80	74.03	75.10
Moreno	70.39	x	70.88	71.26	73.08	73.04
Lysenko	x	70.30	68.4	68.92	72.46	71.68
Montebrun	67.92	68.93	66.99	71.41	72.02	70.80
Zhang	68.16	65.90	68.31	69.82	66.68	68.53
Sekachova	69.65	67.26	67.59	68.62	68.08	68.15
Skolimowska	68.96	67.14	68.76	68.34	67.01	x
Scott	66.55	63.16	63.79	x	x	63.32

The medallists from Paris – Moreno, Kuzenkova and Montebrun – were again favoured to win the medals, though new world record holder Lysenko was clearly a contender. These four were the leading qualifiers.

The opening three rounds of the final were low-key, with Moreno (70.88) leading from Kuzenkova (70.70) and Lysenko (70.30). Montebrun – in sixth place at halfway – warmed things up by taking the lead with 71.41 in round four. In the next round the tall, athletic (1.86/81kg) Lysenko reached 72.46, to be overtaken immediately by Kuzenkova (74.03) and Moreno (73.08). The Olympic Champion increased her lead over the double World Champion, throwing 75.10 in the last round, her best for five years, while Moreno responded with 73.04.

Qualifying round (70.00 or top 12 to final) (Aug 10)

Group A qualifiers: Moreno 72.67; Lysenko 71.14; Skolimowska 70.28; Melinte 68.31; Claretti 68.21; Zhang 66.73

Non-qualifiers: Nataliya Zolotuhina UKR 66.36; Darya Pchelnic BLR 65.54; Berta Castells ESP 65.50; Éva Orbán HUN 64.26; Sini Pöyry FIN 64.24; Bethany Hart USA 63.97; Cecilia Nilsson SWE 62.27; Betty Heidler GER 61.91; Jennifer Dahlgren ARG, Yekaterina Khoroshikh RUS & Kathrin Klaas GER NM

Group B qualifiers: Olga Kuzenkova RUS 71.97; Manuèla Montebrun FRA 71.63; Iryna Sekachyova UKR 68.55; Susanne Keil GER 67.82; Erin Gilreath USA 67.41; Candice Scott TRI 66.85

Non-qualifiers: Olga Tsander BLR 66.07; Ivana Brkljajac CRO 65.63; Amber Campbell USA 65.48; Stilianí Papadopoulou GRE 64.99; Jennifer Joyce CAN 64.34; Shirley Webb GBR 64.16; Eileen O'Keefe IRL 64.09; Yunaika Crawford CUB 63.79; Yuka Murofushi JPN 62.83; Amarilis Alméstica PUR 56.66; Ester Balassini ITA & Gu Yuan CHN NM

Osaka 2007

Final (Aug 30)

1, Betty Heidler	GER	74.76
2, Yipsi Moreno	CUB	74.74
3, Zhang Wenxiu	CHN	74.39
4, Kamila Skolimowska	POL	73.75
5, Yelena Konevtseva	RUS	72.45
6, Eileen O'Keefe	IRL	70.93
7, Clarissa Claretti	ITA	70.74
8, Manuela Montebrun	FRA	70.36

9, Arasay Thondike CUB 70.20; 10, Gulfiya Khanafeyeva RUS 69.08; 11, Ivana Brkljajac CRO 68.16; 12, Yunaika Crawford CUB 67.56

Series	1	2	3	4	5	6
Heidler	x	74.76	x	73.73	71.31	73.10
Moreno	72.84	x	x	74.33	70.87	74.74
Zhang	x	73.11	x	74.21	74.39	x
Skolimowska	73.75	70.54	65.69	70.78	70.06	70.77
Konevtseva	72.45	70.11	x	x	70.35	68.90
O'Keefe	70.93	64.27	69.06	66.90	69.21	69.38
Claretti	x	70.25	70.73	67.56	70.74	x
Montebun	69.77	70.36	67.42	69.16	66.41	69.92

Seventy-seven metres had been beaten by Tatyana Lysenko four times by the end of June, but she was then suspended for a doping offence. This left Moreno and Skolimowska, both finalists on four previous occasions, as the fancied athletes. Surprisingly, the qualifying was led by Brkljacic, who reached 74.69, but she faded in the final, reaching only 68.16 for 11th place.

Moreno opened the final with 72.87, but was overtaken by Skolimowska's 73.75. Heidler then moved into the lead with 74.76, and Zhang moved past Moreno with 73.11. The Cuban eventually got going with 74.33 in round four, and Zhang reached 74.21 then 74.39 in the 5th round to take back second place. Moreno then entered the circle for the final time, proceeded with her pre-throw ritual, including the rotation of a finger in front of her face to help visualize the throw about to occur, and launched the ball and chain out to ... 74.74, missing gold by just 2cm. The event saw the first occasion of nine throwers exceeding 70m in any competition, and more than doubled the number that had managed that distance ever in the World Championships.

Qualifying round (71.00 or top 12 to final) (Aug 28)

Group A qualifiers: Brkljacic 74.69; Heidler 72.27; Montebun 69.77; Thondike 69.14; Khanafeyeva 68.65

Non-qualifiers: Martina Danisová SVK 68.15; Cecilia Nilsson SWE 68.09; Alexandra Papayoyiyou GRE 66.88; Yelena Priyma RUS 66.84; Svetlana Sudak TUR 65.65; Jennifer Dahlgren ARG 65.64; Berta Castells ESP 63.32; Liu Yinghui CHN 62.83; Masumi Aya JPN 62.68; Mihaela Melinte ROU 62.40; Vânia Silva POR 61.81; Katalin Divós HUN 59.45; Brittany Riley USA 55.72; Susanne Keil GER & Oksana Menkova BLR NM

Group B qualifiers: Moreno 72.87; Zhang 71.31; O'Keefe 71.07; Konevtseva 70.65; Skolimowska 70.18; Claretti 69.53; Crawford 68.55

Non-qualifiers: Jessica Cosby USA 67.90; Merja Korpela FIN 67.87; Stéphanie Falzon FRA 67.19; Amélie Perrin FRA 66.67; Lenka Ledvinová CZE 66.57; Olga Kuzenkova RUS 66.56; Mona Holm NOR 65.65; Kristal Yush USA 64.63; Bianca Perie ROU 64.18; Kathrin Klaas GER 64.00; Nataliya Zolotuhina UKR 63.64; Rosa Rodríguez VEN 61.77; Hao Shuai CHN 59.09

HAMMER THROW

Multiple Medallists:

4	Olga Kuzenkova	RUS	99-2, 01-2, 03-2, 05-1
	Yipsi Moreno	CUB	01-1, 03-1, 05-2, 07-2

Most Finals/Placings in Top Eight:

4	Kuzenkova		
	Manuela Montebun	FRA	01-5, 03-3, 05-4, 07-8
	Moreno		
	Kamila Skolimowska	POL	01-4, 03-8, 05-7, 07-4
3	Mihaela Melinte	ROU	99-1, 03-6, 05-11
	Zhang Wenxiu	CHN	01-11, 05-5, 07-3

Most Appearances:

5	Kuzenkova		99-2, 01-2, 03-2, 05-1, 07-22Q
	Montebun		99-12, 01-5, 03-3, 05-4, 07-8
	Moreno		99-18, 01-1, 03-1, 05-2, 07-2
	Skolimowska		99-21, 01-4, 03-8, 05-7, 07-4
4	Melinte		99-1, 03-6, 05-11, 07-33Q
	Ivana Brkljacic	CRO	01-8, 03-35Q, 05-15Q, 07-11
	Zhang Wenxiu	CHN	01-11, 03-13Q, 05-5, 07-3
	Susanne Keil	GER	01-14Q, 03-5, 05-12, 07-nm/Q
	Cecilia Nilsson	SWE	01-22Q, 03-33Q, 05-28Q, 07-14Q

National Placings:

	1	2	3	4	5	6	7	8	Points
RUS	1	3	1	-	1	-	-	-	39
CUB	2	2	-	-	-	-	-	-	30
FRA	-	-	1	1	1	-	1	1	18
GER	1	-	-	-	1	-	1	1	15
CHN	-	-	1	1	1	-	-	-	15
POL	-	-	-	2	-	-	1	1	13
ROU	1	-	-	-	-	1	-	-	11
AUS	-	-	1	-	1	-	-	-	10
ASA	-	-	1	-	-	-	-	-	6
HUN	-	-	-	1	-	-	-	-	5

Hammer Throw, continued									
	1	2	3	4	5	6	7	8	Points
BLR	-	-	-	-	-	1	-	-	3
GBR	-	-	-	-	-	1	-	-	3
IRL	-	-	-	-	-	1	-	-	3
UKR	-	-	-	-	-	1	-	-	3
ITA	-	-	-	-	-	-	1	-	2
USA	-	-	-	-	-	-	1	-	2
CRO	-	-	-	-	-	-	-	1	1
TRI	-	-	-	-	-	-	-	1	1
Totals	5	5	5	5	5	5	5	5	180

Javelin Throw

Helsinki 1983

Final (Aug 13)

1,	Tiina Lillak	FIN	70.82
2,	Fatima Whitbread	GBR	69.14
3,	Anna Verouli	GRE	65.72
4,	Tessa Sanderson	GBR	64.76
5,	Eva Raduly-Zörgö	ROU	63.86
6,	Tuula Laaksalo	FIN	62.44
7,	Beate Peters	FRG	62.42
8,	María Colón	CUB	62.04
9, Petra Felke GDR 62.02; 10, Karin Smith USA 59.76; 11, Antje Kempe GDR 58.82; 12, Mayra Vila CUB 57.80			

Series	1	2	3	4	5	6
Lillak	67.34	59.04	63.24	63.56	67.46	70.82
Whitbread	69.14	x	64.48	x	61.78	x
Verouli	x	61.74	62.38	63.08	65.72	x
Sanderson	64.76	63.66	63.94	64.10	64.00	59.74
Raduly-Zörgö	63.38	60.32	57.36	60.92	63.86	61.80
Laaksalo	50.50	62.44	x	56.52	x	59.04
Peters	59.22	x	62.42	x	59.30	x
Colón	61.52	62.04	56.96	57.34	57.88	56.32

The capacity crowd of 54,700 had high expectations of the Finnish world record holder Tiina Lillak, who led the qualifying round at 69.16. Fatima Whitbread, meanwhile, had only just recovered from tonsillitis and scraped into the final in 12th place.

One throw from each of these two women provided a final of high drama. The first of these came in the opening round, when Whitbread went near to her personal best with 69.14. Lillak threw 67.34, while another Briton, Sanderson, went into third at 64.76.

Three full rounds followed with none of the principals improving. It became increasingly clear that Whitbread's opening effort was not only an excellent throw in the conditions, but that it might hold up for victory. In the fifth round, Verouli replaced Sanderson in third place. Lillak improved marginally to 67.46 so was left with just one more chance.

Whitbread passed her final throw with a sore back and could barely watch as Lillak prepared for her final effort. The crowd were deafening as the spear left her hand, then went berserk when it landed at 70.82. Sanderson was still to throw but Lillak sprinted round a victory half-lap. The Briton managed only 59.74 and Finland's first gold was confirmed. "Not technically perfect," said Lillak of her winning throw, "but there was enough force behind it to go over 70m."

Qualifying round (62.00 or top 12 to final) (Aug 12)

Group A qualifiers: Sanderson 64.80; Felke 64.46; Vila 62.78; Laaksalo 62.06

Non-qualifiers: Karin Bergdahl SWE 60.64; Ingrid Thyssen FRG 59.70; Elena Bugarová TCH 58.48; Monique Lapres CAN 54.70; Xin Xiaoli CHN 52.52; Jennifer Pace MLT 41.96; Sofia Sakorafa GRE DNS

Group B qualifiers: Lillak 69.16; Verouli 68.50; Kempe 62.74; Raduly-Zörgö 61.92; Smith 61.48; Peters 61.18; Colón 60.98; Whitbread 60.96

Non-qualifiers: Fausta Quintavalla ITA 59.34; Emi Matsui JPN 55.52; Mereoni Vibose FIJ 49.44; Yoon Norsham MAS 40.40

Rome 1987

Final (Sep 6)

1,	Fatima Whitbread	GBR	76.64
2,	Petra Felke	GDR	71.76
3,	Beate Peters	FRG	68.82
4,	Tessa Sanderson	GBR	67.54

5, Susanne Jung	GDR	67.46
6, Tiina Lillak	FIN	66.82
7, Natalya Yermolovich	URS	65.52
8, Ivonne Léal	CUB	64.90

9, Ingrid Thyssen FRG 64.12; 10, Manuela Alizadeh FRG 63.40; 11, Katalin Hartai HUN 60.88; 12, Irina Kostyuchenkova URS 60.60

Series	1	2	3	4	5	6
Whitbread	61.80	69.02	71.34	73.16	76.64	72.14
Felke	70.30	71.76	66.84	x	71.56	x
Peters	68.82	x	62.24	61.12	57.96	x
Sanderson	x	67.54	63.54	62.88	62.00	63.66
Jung	60.36	x	67.46	x	57.96	x
Lillak	56.56	66.82	x	56.80	59.74	x
Yermolovich	60.14	65.52	x	x	x	x
Leal	61.86	64.90	x	x	x	64.52

In Helsinki, Fatima Whitbread led for most of the contest before being overtaken in the final round. Four years later, the tables were turned when Whitbread was the one chasing the 71.76 second-round throw of Felke. The Briton, whose participation in the championships had been in doubt because of a shoulder injury, came close with 71.34 in the third round.

Whitbread finally got it right in the fourth round with the third best throw of all-time, 73.16. Felke, the world record holder, was next to throw and fouled. In the fifth round, Whitbread improved again to 76.64.

Qualifying round (64.00 or top 12 to final) (Sep 5)

Group A qualifiers: Felke 69.16; Sanderson 66.46; Peters 64.26; Kostyuchenkova 63.04; Hartai 62.68; Yermolovich 60.78

Non-qualifiers: Anna Verouli GRE 60.60; Zhou Yuanxiang CHN 59.46; Elisabet Nagy SWE 58.72; Maria Colon CUB 57.82; Emi Matsui JPN 57.78; Denise Thiémarc SUI 56.34; Sueli dos Santos BRA 55.48; Marietta Riera VEN 53.38; Lee Hwei-Chen TPE 51.42; Mereoni Vibose FIJ 48.60

Group B qualifiers: Whitbread 67.00; Thyssen 64.52; Léal 62.60; Lillak 62.34; Jung 62.26; Alizadeh 62.16

Non-qualifiers: Natalya Shikolenko URS 60.40; Céline Chartrand CAN 59.06; Tuula Laaksalo FIN 57.24; Li Baolian CHN 55.96; Trine Solberg NOR 55.30; Cathie Wilson USA 54.80; Iris Grönfeldt ISL 54.00; Iammo Launa PNG 42.70; Laverne Eve BAH NM

Tokyo 1991

Final (Sep 1)

1, Xu Demei	CHN	68.78
2, Petra Meier	GER	68.68
3, Silke Renk	GER	66.80
4, Natalya Cherniyenko	URS	65.22
5, Trine Hattestad	NOR	63.36
6, Louise McPaul	AUS	63.34
7, Dulce García	CUB	62.68
8, Päivi Alafrantti	FIN	62.26

9, Heli Rantanen FIN 60.96; 10, Anna Verouli GRE 59.12; 11, Natalya Shikolenko URS 58.82; 12, Karen Forkel GER 57.90

Series	1	2	3	4	5	6
Xu	68.78	62.98	x	61.88	x	59.12
Meier	67.10	68.68	63.38	65.20	64.50	x
Renk	63.02	62.64	65.64	65.82	66.80	65.26
Cherniyenko	x	63.12	65.22	x	x	x
Hattestad	x	63.36	x	62.50	60.90	62.92
McPaul	63.34	60.54	63.08	x	61.10	x
García	x	57.54	62.68	x	x	x
Alafrantti	x	62.22	62.26	x	x	x

Eight days after winning the first of the Tokyo throws, China unexpectedly won the last. Xu Demei chose the best possible time to throw a personal best of 68.78: the first round of the final. Meier-Felke – the Rome silver medallist – threatened with 68.68 in the second round, but these two proved to be the only 68m+ efforts of the day.

The bronze medal also went to Germany but there was huge disappointment for the other German Karen Forkel. She won the qualifying round with 68.14 then could only manage 57.90 in the final and was eliminated in tears.

Qualifying round (62.00 or top 12 to final) (Aug 31)

Group A qualifiers: Forkel 68.14; Xu 65.44; Alafrantti 64.38; Verouli 63.02; Shikolenko 62.08; Rantanen 61.30

Non-qualifiers: Antoaneta Selenska BUL 57.42; Sharon Gibson GBR 56.64; Donna Mayhew USA 56.34; Katalin Hartai HUN 55.68; Laverne Eve BAH 55.14; Akiko Miyajima JPN 52.86; Matilda Kisava TAN 52.60; Sueli dos Santos BRA 51.20; Iseil López CUB & Nadine Auzeil FRA NM

Group B qualifiers: Meier 67.24; Hattestad 66.92; Renk 65.24; García 62.18; McPaul 61.08; Cherniyenko 60.90

Non-qualifiers: Karin Smith USA 60.34; 8, Genowefa Patla POL 60.18; Tiina Lillak FIN 58.42; Paula Berry USA 57.94; Irina Kostyuchenkova URS 57.60 Sun Fei CHN 55.04; Kirsten Smith NZL 53.98; Iris Grönfeldt ISL 53.92; Marieta Riera VEN 50.62

Stuttgart 1993

Final (Aug 22)

1, Trine Hattestad	NOR	69.18
2, Karen Forkel	GER	65.80
3, Natalya Shikolenko	BLR	65.64
4, Tatyana Shikolenko	BLR	65.18
5, Yekaterina Ivakina	RUS	65.12
6, Silke Renk	GER	64.00
7, Claudia Isaila	ROU	61.54
8, Felicia Tilea	ROU	61.24

9, Steffi Nerius GER 60.26; 10, Antoaneta Selenska BUL 58.82; 11, Heli Rantanen FIN 53.14; Terese Nekrosaitė LTU NM

She had failed several times before at major championships, but in Stuttgart Hattestad did everything right. She led the qualifiers and with the first throw of the final went into a big lead with 69.18.

The Norwegian's big rival, Natalya Shikolenko, followed up her 65.64 opener with three fouls. This allowed Forkel to claim the silver. Like Hattestad, the German therefore made amends for a miserable performance at the previous World Championships.

Natalya Shikolenko held on for the bronze one place ahead of her younger sister, Tatyana, who set a personal best in the final round.

Series	1	2	3	4	5	6
Hattestad	69.18	62.80	64.78	64.80	61.04	66.18
Forkel	x	60.78	65.80	61.88	65.04	-
N.Shikolenko	65.64	x	x	x	64.68	x
T.Shikolenko	x	63.48	62.14	61.30	64.10	65.18
Ivakina	60.50	x	64.68	65.12	62.86	x
Renk	61.50	62.18	64.00	61.96	63.74	63.44
Isaila	59.88	61.54	58.40	x	x	x
Tilea	60.26	x	61.24	61.14	x	60.02

Qualifying round (62.00 or top 12 to final) (Aug 21)

Group A qualifiers: Hattestad 66.52; Shikolenko 63.22; Tilea 62.90; Rantanen 60.56; Forkel 60.54; Selenska 59.74

Non-qualifiers: Martine Bègue FRA 59.16; Jette Jeppesen DEN 58.80; Sueli dos Santos BRA 57.16; Yelena Svezhentseva UZB 55.10; Nikola Tomecková TCH 52.06

Group B qualifiers: Ivakina 62.90; Renk 62.88; Shikolenko 62.06; Nekrosaitė 61.02; Isaila 59.88; Nerius 59.68

Non-qualifiers: Päivi Alafrantti FIN 59.26; Shelley Holroyd GBR 57.66; Kinga Zsigmond HUN 55.72; Lee Young-Sun KOR 54.78; Akiko Miyajima JPN 54.50; Iammo Launa PNG 46.78

Gothenburg 1995

Final (Aug 8)

1, Natalya Shikolenko	BLR	67.56
2, Felicia Tilea	ROU	65.22
3, Mikaela Ingberg	FIN	65.16
4, Heli Rantanen	FIN	65.04
5, Joanna Stone	AUS	63.74
6, Tanja Damaske	GER	62.32
7, Iseil López	CUB	60.80
8, Yekaterina Ivakina	RUS	59.82

9, Renata Strasek SLO 59.10; 10, Jette Jeppesen DEN 58.84; 11, Steffi Nerius GER 56.50; 12, Miréla Manjani ALB 55.56

Series	1	2	3	4	5	6
N.Shikolenko	66.48	63.58	x	x	65.46	67.56
Tilea	62.34	60.98	59.64	65.22	x	x
Ingberg	61.82	59.54	60.12	65.16	x	x
Rantanen	55.44	59.66	x	59.10	62.96	65.04
Stone	59.14	x	61.46	58.50	57.80	63.74
Damaske	62.32	x	60.42	x	59.64	x
López	54.30	x	60.80	x	x	x
Ivakina	59.82	56.06	58.64	55.28	x	x

Defending champion Trine Hattestad was throwing well in 1995 but by the time of Gothenburg was five months pregnant and did not compete for obvious reasons. This left Shikolenko as the favourite to add gold to her 1993 bronze, and she did just that. She had the best qualifying effort (65.46) and took the lead in the final with her first throw of 66.48. No-one could approach that, though the Belarus thrower did go better with 67.56 in the final round. The woman who was beaten in the last round at the Barcelona Olympics then waited anxiously for the three remaining finalists to close their accounts.

Qualifying round (62.50 or top 12 to final) (Aug 6)

Group A qualifiers: Shikolenko 65.64; Damaske 62.82; Ivakina 61.52; Strasek 60.26; López 60.04; Stone 59.52

Non-qualifiers: Silke Renk GER 58.86; Kinga Zsigmond HUN 57.86; Tang Lishuang CHN 56.98; Claudia Isaila ROU 55.84; Taina Uppa FIN 54.38; Rita Ramanauskaitė LTU 54.14; Donna Mayhew USA 53.10; Aysel Tas TUR 49.20; Maka Obolashvili GEO 43.98

Group B qualifiers: Nerius 62.62; Manjani 62.40; Jeppesen 61.96; Tilea 61.52; Ingberg 60.72; Rantanen 60.34

Non-qualifiers: Louise McPaul AUS 59.30; Laverne Eve BAH 58.78; Xiomara Rivero CUB 58.32; Nikola Tomecková CZE 57.98; Nadine Auzeil FRA 56.80; Oksana Ovchinnikova RUS 56.74; Nicole Carroll USA 55.32; Agnes Preisinger HUN 54.00; Kate Farrow AUS 49.24; Ketut Mudiani INA 40.92

Athens 1997

Final (Aug 9)

1,	Trine Hattestad	NOR	68.78
2,	Joanna Stone	AUS	68.64
3,	Tanja Damaske	GER	67.12
4,	Mikaela Ingberg	FIN	66.00
5,	Felicia Tilea	ROU	64.90
6,	Sonia Bisset	CUB	63.80
7,	Osleidys Menéndez	CUB	63.76
8,	Tatyana Shikolenko	RUS	63.76

9, Oksana Ovchinnikova RUS 62.92; 10, Heli Rantanen FIN 62.64; 11, Miréla Manjani-Tzelili GRE 61.02; 12, Rita Ramanauskaitė LTU 57.38

Series	1	2	3	4	5	6
Hattestad	68.78	63.32	x	66.32	x	65.46
Stone	64.68	68.16	66.94	66.12	68.64	68.60
Damaske	64.30	63.72	64.36	64.18	66.26	67.12
Ingberg	64.50	x	63.72	61.70	64.14	66.00
Tilea	60.32	55.24	64.90	61.14	59.24	64.40
Bisset	63.80	63.16	63.08	60.44	60.52	63.34
Menéndez	63.76	62.44	x	59.88	63.02	62.14
Shikolenko	x	63.76	x	62.68	x	x

Stone, a London-born Australian policewoman, created a stir by leading the qualifiers with a personal best of 67.72 and proved that was no fluke by pressurising the favourite, Hattestad, throughout the final. The Norwegian, champion in 1993 and pregnant at the time of the 1995 Championships, opened strongly with 68.78 and that proved to be the winner but Stone drew uncomfortably close in the second round with 68.16 and her last two throws landed at 68.64 and 68.60. The bronze medallist Damaske excelled also, throwing a personal best of 67.12 in the final round, but Olympic Champion Rantanen suffered an off-day in tenth place. "I was given strength by the knowledge that my two sons were watching from the stands," said Hattestad.

Qualifying Round (62.50 or top 12 to final) (Aug 7)

Group A qualifiers: Hattestad 66.12; Rantanen 64.46; Manjani-Tzelili 63.50; Tilea 63.06; Ovchinnikova 61.58; Menéndez 60.90

Non-qualifiers: Karen Forkel GER 60.70; Zuleima Aramendiz COL 58.98; Laverne Eve BAH 58.80; Nikolett Szabó HUN 57.78; Lee Young-Sun KOR 55.98; Lynda Lipson USA 52.64; Shelley Holroyd GBR 51.06; Trishel Thompson GUY 38.14

Group B qualifiers: Stone 67.72; Ingberg 63.92; Bisset 63.48; Damaske 63.30; Ramanauskaitė 62.60; Shikolenko 61.78

Non-qualifiers: Silke Renk GER 60.72; Odeyme Palma CUB 58.42; Tessa Sanderson GBR 57.84; Taina Uppa FIN 57.72; Ewa Rybak POL 56.24; Nicole Carroll USA 55.62; Erica Wheeler USA 54.16; Angeliki Tsiolakoudi GRE 53.48; Nikola Tomecková CZE 52.86

Seville 1999

Final (Aug 28)

1,	Miréla Tzelili	GRE	67.09
2,	Tatyana Shikolenko	RUS	66.37

3,	Trine Hattestad	NOR	66.06
4,	Osleidys Menéndez	CUB	64.61
5,	Louise Currey	AUS	64.38
6,	Sonia Bicet	CUB	63.52
7,	Wei Jianhua	CHN	62.97
8,	Oksana Makarova	RUS	62.67

9, Mikaela Ingberg FIN 60.48; 10, Taina Uppa FIN 59.83; 11, Felicia Tilea ROU 59.24; 12, Karen Forkel GER 54.65

Series	1	2	3	4	5	6
Tzelili	62.41	66.33	67.09	66.44	x	x
Shikolenko	63.75	62.28	x	62.51	66.37	x
Hattestad	63.73	66.06	62.56	64.24	63.42	63.85
Menéndez	64.61	61.12	63.18	62.55	63.74	62.54
Currey	60.39	x	60.81	64.38	61.10	60.75
Bicet	61.62	61.74	x	63.52	61.08	x
Wei	58.98	62.27	62.97	x	x	57.66
Makarova	59.23	62.67	x	x	60.16	x

In a year which caused so much grief to Albanians there was a result from Seville which might have brought those people some pride and pleasure. Miréla Manjani no longer competes for Albania; now married to Greek weightlifter George Tzelilis she became a Greek citizen in 1997, but she made history by becoming the first Albanian-born athlete ever to win a world athletics title. Title holder Hattestad was delighted to take the lead in round 2 with 66.06 but later in the round Tzelili went ahead with 66.33 and with her next throw she improved to a Greek record with the new implement of 67.09. Tatyana Shikolenko later produced a Russian record of 66.37 to push Hattestad down to third; her elder sister Natalya won this title for Belarus in 1995. European Champion Tanja Damaske was unable through injury to throw in the qualifying round.

Qualifying round (61.00 or top 12 to final) (Aug 26)

Group A qualifiers: Hattestad 62.67; Menéndez 62.07; Shikolenko 61.78; Bicet 61.63; Ingberg 61.50; Wei 61.39; Currey 60.83; Forkel 60.40; Tilea 60.11

Non-qualifiers: Genowefa Patla POL 59.50; Rita Ramanauskaitė LTU 58.60; Steffi Nerius GER 58.43; Evfemija Storga SLO 53.54; Gurmeet Kaur IND 51.97; Sabina Moya COL 47.27

Group B qualifiers: Makarova 63.83; Tzelili 61.45; Uppa 60.51

Non-qualifiers: Ana Mirela Termure ROU 58.52; Liang Lili CHN 58.43; Laverne Eve BAH 57.97; Xiomara Rivero CUB 57.48; Nadine Auzeil FRA 57.33; Nikola Tomecková CZE 56.88; Ewa Rybak POL 56.41; Khristina Georgieva BUL 55.79; Linda Bluetrich USA 52.31; Lee Young-Sun KOR 51.36; Tanja Damaske GER DNS (injured); Maka Obolashvili GEO NM

Edmonton 2001

Final (Aug 6)

1,	Osleidys Menéndez	CUB	69.53
2,	Miréla Tzelili	GRE	65.78
3,	Sonia Bisset	CUB	64.69
4,	Nikola Tomecková	CZE	63.11
5,	Steffi Nerius	GER	62.08
6,	Mikaela Ingberg	FIN	61.94
7,	Xiomara Rivero	CUB	61.60
8,	Angelikí Tsiolakouídi	GRE	61.01

9, Tatyana Shikolenko RUS 60.91; 10, Wei Jianhua CHN 58.45; 11, Claudia Coslovich ITA 57.27; 12, Taina Kolkkala FIN 57.21

Series	1	2	3	4	5	6
Menéndez	66.56	69.42	69.53	x	65.83	66.70
Tzelili	64.69	63.80	x	x	65.78	62.68
Bisset	63.14	x	57.77	61.32	64.69	x
Tomecková	63.11	62.91	x	x	62.74	59.83
Nerius	62.08	x	58.52	x	x	56.01
Ingberg	61.94	60.40	x	57.91	60.89	60.91
Rivero	58.56	61.60	59.00	61.27	61.43	61.40
Tsiolakouídi	61.01	57.88	58.61	60.74	58.17	58.96

The previous July, Menéndez had become the first Cuban woman to set a world record with a throw of 71.54. She didn't need to throw that far in Edmonton, but still won easily. The 21 year-old did the damage in the first three rounds with efforts of 66.56, 69.42 and 69.53.

Tzelili defended her title with honour, lying second throughout and achieving her best of 65.78 in round 5. Another Cuban, Bisset, was in third place throughout the contest ahead of Tomecková who could not reproduce her 65.71 qualifier when it mattered.

Qualifying round (61.00 or top 12 to final) (Aug 4)

Group A qualifiers: Tomecková 65.71; Bisset 63.24; Tzelili 61.75; Wei 61.56; Ingberg 60.89

Non-qualifiers: Paula Huhtaniemi FIN 58.26; Nikolett Szabó HUN 57.60; Rita Ramanauskaitė LTU 57.43; Takako Miyake JPN 56.05; Dominique Bilodeau CAN 45.24; Ana Mirela Termure ROU DQ (r40.1) (52.65)

Group B qualifiers: Menéndez 64.39; Tsiolakoúdi 61.93; Nerius 61.90; Shikolenko 61.42; Rivero 59.78; Kolkkala 59.62; Coslovich 58.42

Non-qualifiers: Felicia Moldovan ROU 56.61; Laverne Eve BAH 56.10; Zuleima Araméndiz COL 52.23; Lindy Leveaux SEY 49.40

Paris 2003**Final (Aug 30)**

1,	Miréla Manjani	GRE	66.52
2,	Tatyana Shikolenko	RUS	63.28
3,	Steffi Nerius	GER	62.70
4,	Mikaela Ingberg	FIN	62.20
5,	Osleidys Menéndez	CUB	62.19
6,	Sonia Bisset	CUB	60.17
7,	Claudia Coslovich	ITA	59.64
8,	Laverne Eve	BAH	59.60

9, Valeriya Zabruskova RUS 59.51; 10, Taina Kolkkala FIN 57.50; 11, Ma Ning CHN 57.43; 12, Nikolett Szabó HUN 56.98

Series	1	2	3	4	5	6
Manjani	64.55	64.46	64.09	66.52	x	56.84
Shikolenko	62.76	62.99	63.28	x	60.67	59.93
Nerius	59.15	62.70	60.30	x	61.81	x
Ingberg	61.37	59.98	-	62.02	-	62.20
Menéndez	61.18	x	x	62.19	60.47	x
Bicet	56.90	58.21	60.17	x	x	56.36
Coslovich	55.48	58.81	59.64	56.05	57.89	56.14
Eve	56.43	54.39	59.60	x	58.47	57.55

The 1999 winner Miréla Manjani (now divorced from Giorgos Tzelilis) again demonstrated her ability to peak for major championships. Before Paris her season's best was just 63.13. Her opening four throws in the final were better than that or anything else the opposition could produce. Her fourth effort of 66.52 was a 2003 world best, but it was also the shortest winning throw in world championships history. The silver medallist Tatyana Shikolenko was another to repeat her placing from Seville 1999.

Qualifying round (60.00 or top 12 to final) (Aug 28)

Group A qualifiers: Shikolenko 63.71; Eve 62.89; Menéndez 61.74; Ingberg 60.89; Nerius 60.40; Szabó 59.84; Ma 58.95

Non-qualifiers: Rita Ramanauskaitė LTU 57.13; Jarmila Klimesová CZE 56.98; Angeliki Tsiolakoúdi GRE 56.66; Sabina Moya COL 55.75; Kim Kreiner USA 54.84

Group B qualifiers: Manjani 62.48; Bisset 60.64; Zabruskova 60.40; Coslovich 59.57; Kolkkala 58.94

Non-qualifiers: Ana Mirela Termure ROU 58.50; Sunette Viljoen RSA 56.78; Nora Bicet CUB 56.33; Paula Huhtaniemi FIN 55.06; Sarah Walter FRA 54.31; Takako Miyake JPN 52.26; Leryn Franco PAR 51.13

Helsinki 2005**Final (Aug 14)**

1,	Osleidys Menéndez	CUB	71.70WR
2,	Christina Obergföll	GER	70.03
3,	Steffi Nerius	GER	65.96
4,	Christina Scherwin	DEN	63.43
5,	Zahra Bani	ITA	62.75
6,	Paula Tarvainen	FIN	62.64
7,	Sonia Bisset	CUB	61.75
8,	Angeliki Tsiolakoúdi	GRE	57.99

9, Mikaela Ingberg FIN 57.54; 10, Laverne Eve BAH 57.10; 11, Rумыana Karapetrova BUL 57.06; 12, Goldie Sayers GBR 54.44

Series	1	2	3	4	5	6
Menéndez	71.70	x	-	65.53	63.80	-
Obergföll	61.55	70.03	-	-	-	59.67
Nerius	65.96	x	x	64.26	64.35	x
Scherwin	59.36	62.32	60.04	63.43	x	x
Bani	55.28	60.71	54.06	x	56.16	62.75
Tarvainen	62.64	x	x	x	56.89	x
Bisset	x	59.55	59.71	58.61	61.75	60.57
Tsiolakoúdi	57.30	57.99	56.78	x	x	56.63

At the ripe old age of 25, Menéndez was competing in her fifth World championships, aiming to regain the title she had won in her world record year of 2001. After throwing 65.77 in the qualifying round, trailing the personal best 66.52 of veteran Nerius, Menéndez set up for her first throw drawn at the end of the opening round. Again trailing Nerius, who led with 65.96, the powerful (1.78/80kg) Cuban launched a throw which had the knowledgeable Finnish crowd buzzing with expectation before the spear landed. It was measured at 71.70, a new world record; normally such a throw kills off the opposition, but on this occasion it engendered a magnificent reaction. Obergföll, with a lifetime best of 64.59 hit a perfect throw, and was rewarded with a European record 70.03. She later said "I cannot explain what happened today". Nerius's throw held up for the bronze medal, while Helsinki held its reputation as the spiritual home of javelin throwing as the top five throwers came away with lifetime bests.

Qualifying round (60.50 or top 12 to final) (Aug 12)

Group A qualifiers: Menéndez 65.77; Obergföll 61.59; Ingberg 61.06; Sayers 60.67; Scherwin 60.11; Tsiolakoúdi 59.06

Non-qualifiers: Mercedes Chilla ESP 58.38; Olga Ivankova UKR 56.56; Claudia Coslovich ITA 55.78; Kim Kreiner USA 55.05; Felicia Moldovan ROU 54.68; Nora Bicet CUB 54.52; Inga Stasiulionytė LTU 54.38; Moonika Aava EST 54.24; Mariya Yakovenko RUS 50.37

Group B qualifiers: Steffi Nerius GER 66.52; Sonia Bisset CUB 64.50; Laverne Eve BAH 61.12; Paula Tarvainen FIN 60.83; Zahra Bani ITA 60.09; Rумыana Karapetrova BUL 59.22

Non-qualifiers: Barbora Spotáková CZE 58.74; Olivia McKoy JAM 58.49; Barbara Madejczyk POL 57.14; Inga Kozarenoka LAT 56.71; Nikolett Szabó HUN 55.17; Savva Lika GRE 55.03; Xue Juan CHN 53.81; Serafina Akeli SAM 47.37; Mirela Manjani GRE NM

Osaka 2007**Final (Aug 31)**

1,	Barbora Spotáková	CZE	67.07
2,	Christina Obergföll	GER	66.46
3,	Steffi Nerius	GER	64.42
4,	Nikola Brejchová	CZE	63.73
5,	Sávva Lika	GRE	63.13
6,	Sonia Bisset	CUB	61.74
7,	Mariya Abakumova	RUS	61.43
8,	Linda Stahl	GER	61.03

9, Barbara Madejczyk POL 58.37; 10, Olga Ivankova UKR 57.87; 11, Felicia Moldovan ROU 55.71; 12, Paula Tarvainen FIN 53.50

In the absence of Helsinki winner Menéndez (injured) Obergföll was a strong favourite, having produced the top seven throws of 2007. The German was less than impressive in the qualifying, managing 60.77, while the qualifiers were led by the Czech duo of Brejchová and Spotáková. The latter was just warming up, as she opened in the final with a Czech record of 66.40. Obergföll reacted well, finishing off round one with 64.01, before improving to 65.26 in the next round. At this point no-one else had managed to reach 62m, which Brejchová rectified with her third round 63.73, inspired perhaps by Spotáková's further improvement to 67.07. Nerius, in her sixth final, produced her first 60m throw of the competition in round four – 64.42 – which would prove enough to secure her third world championship medal. Her teammate Obergföll saved her best till last, coming within a metre of Spotáková with 66.46. The Czech was a worthy winner, and averaged an excellent 64.37 with her six throws.

Qualifying round (61.00 or top 12 to final) (Aug 29)

Group A qualifiers: Brejchová 64.29; Madejczyk 60.86; Obergföll 60.77; Bisset 60.25

Non-qualifiers: Taina Kolkkala FIN 59.52; Zahra Bani ITA 59.02; Lada Chernova RUS 58.12; Mariya Yakovenko RUS 57.51; Goldie Sayers GBR 57.23; Monica Stoian ROU 56.84; Alessandra Resende BRA 56.42; Buoban Pamang THA 56.28; Indre Jakubaityte LTU 56.16; Dana Pounds USA 55.00; Dalila Rugama NCA 53.22; Serafina Akeli SAM 50.29; Emika Yoshida JPN 49.70

Group B qualifiers: Spotáková 63.77; Tarvainen 63.58; Stahl 62.80; Lika 62.38; Nerius 61.89; Ivankova 61.68; Abakumova 60.55; Moldovan 60.07

Non-qualifiers: Sílvia Cruz POR 58.53; Alexandra Tsiou CYP 57.17; Lavern Eve BAH 56.87; Urszula Jasinska POL 56.20; Mercedes Chilla ESP 53.64; Chang Chunfeng CHN 53.41; Rумыana Karapetrova BUL 48.50; Lindy Leveau-Agricole SEY NM

JAVELIN THROW

Multiple Medallists:

3	Trine Hattestad	NOR	93-1, 97-1, 99-3
	Miréla Tzellili/Manjani	GRE	99-1, 01-2, 03-1
	Steffi Nerius	GER	03-3, 05-3, 07-3
2	Fatima Whitbread	GBR	83-2, 87-1
	Petra Felke/Meier	GDR/GER	87-2, 91-2
	Natalya Shikolenko	BLR	93-3, 95-1
	Tatyana Shikolenko	RUS	99-2, 03-2
	Osleidys Menéndez	CUB	01-1, 05-1
	Christina Obergföll	GER	05-2, 07-2

Most Finals:

6	Nerius		93-9, 95-11, 01-5, 03-3, 05-3, 07-3
	Mikaela Ingberg	FIN	95-3, 97-4, 99-9, 01-6, 03-4, 05-9
	Sonia Bisset	CUB	97-6, 99-6, 01-3, 03-6, 05-7, 07-6
5	Tatyana Shikolenko	BLR/RUS	93-4, 97-8, 99-2, 01-9, 03-2
	Felicia Tilea/Moldovan	ROU	93-8, 95-2, 97-5, 99-11, 07-11
	Manjani/Tzellili	ALB/GRE	95-12, 97-11, 99-1, 01-2, 03-1
	Menéndez		97-7, 99-4, 01-1, 03-5, 05-1

Most Appearances:

9	Laverne Eve	BAH	87-nm/Q, 91-22Q, 95-15Q, 97-16Q, 99-18Q, 01-17Q, 03-8, 05-10, 07-20Q
---	-------------	-----	--

National Placings:

	1	2	3	4	5	6	7	8	Points
GER	-	5	6	-	2	2	1	1	88
CUB	2	-	1	1	1	4	5	2	55
FIN	1	-	1	3	-	4	-	1	42
GRE	2	1	1	-	1	-	-	2	35
NOR	2	-	1	-	1	-	-	-	26
GBR	1	1	-	2	-	-	-	-	25
RUS	-	2	-	-	1	-	1	3	23
BLR	1	-	1	1	-	-	-	-	19
CZE	1	-	-	2	-	-	-	-	18
AUS	-	1	-	-	2	1	-	-	18
ROU	-	1	-	-	2	-	1	1	18
CHN	1	-	-	-	-	-	1	-	10
URS	-	-	-	1	-	-	1	-	7
ITA	-	-	-	-	1	-	1	-	6
DEN	-	-	-	1	-	-	-	-	5
BAH	-	-	-	-	-	-	-	1	1
Totals	11	11	11	11	11	11	11	11	396

The second day saw Neubert lose contact with her world record pace but stay comfortably ahead of Paetz. The third GDR athlete, Vater, consolidated her hold on the bronze medal with a win in the final event.

Individual marks:

	100h	HJ	SP	200	LJ	JT	800
Neubert	13.29	1.80	15.38	23.27	6.67	45.12	2:11.34
Paetz	13.11	1.83	14.23	23.60	6.68	44.52	2:11.59
Vater	13.58	1.86	14.05	23.49	6.32	37.84	2:05.64
Everts	13.50	1.86	12.32	23.82	6.46	36.36	2:06.80
Dimitrova	14.21	1.80	15.67	25.08	6.11	44.60	2:08.10
Smirnova	13.36	1.83	13.77	24.48	5.66	45.76	2:10.98
Nunn	13.17	1.74	12.98	24.02	6.31	32.64	2:10.96
Hidding	13.77	1.77	12.22	24.19	6.30	38.62	2:12.46
A Tännander	14.00	1.83	11.86	26.10	6.09	45.24	2:17.86
Koblasová	14.17	1.74	14.99	25.15	6.04	40.58	2:24.96
Harmon	14.17	1.74	11.91	24.92	6.17	36.06	2:12.16
K Tännander	14.25	1.80	12.70	25.13	5.58	39.36	2:12.38
Kyllönen	14.33	1.80	12.87	25.77	5.88	36.16	2:13.77
Schneider	14.62	1.83	12.06	25.81	5.73	46.22	2:19.68
Picaud	13.85	1.80	12.08	25.64	5.90	32.98	2:19.22
Genge	13.99	1.59	11.96	25.21	5.92	39.26	2:14.53
Otahalová	14.10	1.74	12.92	24.95	5.58	38.68	2:26.42
Aigner	15.39	1.65	14.13	26.18	5.52	42.88	2:16.47
Tayebi	15.55	1.65	9.95	25.72	5.71	26.46	2:31.55
Meigham	17.96	1.41	8.23	26.08	4.10	19.86	2:20.10
Frederick	13.72	1.83	14.75	25.16	6.00	45.62	DNS
Livermore	13.23	1.92	13.85	24.93	6.16	NM	DNS
Geremias	14.03	1.74	13.35	24.88	5.85	NM	DNS
Joyner	13.69	1.86	12.73	23.73	DNS		
Mina	16.15	1.53	DNS				
Shubenkova	14.12	DNS					

Rome 1987

(Aug 31/Sep 1)

1,	Jackie Joyner-Kersey	USA	7128
2,	Larisa Nikitina	URS	6564
3,	Jane Frederick	USA	6502
4,	Anke Behmer	GDR	6460
5,	Liliana Nastase	ROU	6325
6,	Marion Reichelt	GDR	6296
7,	Marianna Maslennikova	URS	6228
8,	Zhu Yuqing	CHN	6211
9,	Kim Hagger GBR 6167; 10, Jane Flemming AUS 6149; 11, Nadine Debois FRA 6139; 12, Cindy Greiner USA 6042; 13, Tineke Hidding NED 6040; 14, Svetlana Buraga URS 5982; 15, Joanne Mulliner GBR 5842; 16, Ragne Kytölä FIN 5791; 17, Cornelia Heinrich FRG 5664; 18, Sabine Braun FRG 5621; 19, Connie Polman-Tuin CAN 5608; Eva Karlblom SWE DNF (4951); Ingrid Meilicke PAR DNF (3854); Zuzana Lajbnerová TCH DNF (3504); Manuela Marxer lie DNF (2255); Chantal Beaugeant FRA DNF (892); Alessandra Becatti ITA DNF (DNF)		

None of the Rome world champions was more dominant than Joyner-Kersey in the Heptathlon. The world record holder started in style with a fast win in the 100m hurdles. After personal bests in the high jump and shot put, she was 121 points ahead of world record schedule. An excellent 200m of 22.95 – just a tenth slower than her best – left her with a world best first day score of 4256. Second at this point was Nikitina on 3918.

JJK maintained a brilliant standard with a 7.14 long jump, breaking the championship record for that event. The heat took its toll in the final two events. The American was below her best in the javelin and clocked only 2:16.29 in the final event to miss a world record by 2.2 seconds. She nonetheless won from Nikitina by 564 points. The Russian had secured the silver with a personal best in the javelin.

There was more good news for the USA as the bronze went to 35 year-old Jane Frederick, a veteran of the 1972 Olympic Games.

Individual marks:

	100h	HJ	SP	200	LJ	JT	800
Joyner-Kersey	12.91	1.90	16.00	22.95	7.14	45.68	2:16.29
Nikitina	13.77	1.87	15.66	24.48	6.33	55.24	2:27.01
Frederick	13.65	1.78	16.30	24.69	6.33	46.62	2:13.77
Behmer	13.59	1.81	13.77	23.54	6.67	35.82	2:09.03
Nastase	13.09	1.75	13.11	24.09	6.59	41.84	2:17.91
Reichelt	13.65	1.81	13.39	24.17	6.46	38.64	2:12.76
Maslennikova	13.46	1.84	13.22	24.41	6.12	35.42	2:08.12
Zhu	13.37	1.78	15.12	23.99	6.10	43.40	2:27.45
Hagger	13.24	1.81	12.63	24.68	6.56	35.64	2:17.59

Heptathlon Helsinki 1983

(Aug 8/9)

		1971/1984
1,	Ramona Neubert	GDR 6714/6770
2,	Sabine Paetz	GDR 6662/6713
3,	Anke Vater	GDR 6532/6525
4,	Sabine Everts	FRG 6398/6388
5,	Valentina Dimitrova	BUL 6362/6344
6,	Yekaterina Smirnova	URS 6321/6277
7,	Glynis Nunn	AUS 6195/6131
8,	Tineke Hidding	NED 6155/6104
9,	Annette Tännander SWE 5977/5932; 10, Marcela Koblasová TCH 5965/5888; 11, Marlene Harmon USA 5925/5833; 12, Kristine Tännander SWE 5922/5811; 13, Anne Kyllönen FIN 5866/5763; 14, Corinne Schneider SUI 5851/5770; 15, Florence Picaud FRA 5766/5659; 16, Terry Genge NZL 5739/5607; 17, Helena Otahalová TCH 5721/5583; 18, Melitta Aigner AUT 5629/5471; 19, Dalila Tayebi ALG 4976/4759; 20, Patricia Meigham GUA 3955/3659; Jane Frederick USA DNF (5431/5375); Judy Livermore GBR DNF (4733/4798); Conceição Geremias BRA DNF (4367/4330); Jackie Joyner USA DNF (3719/3793); Zeina Mina LIB DNF (1255/1351); Natalya Shubenkova URS DNF (851/961)	

World record holder Ramona Neubert had never been beaten in an heptathlon. She not only maintained that record but led her country to a sweep of the medals.

Paetz, who had pushed Neubert in the previous year's European Championships, took an initial lead with a 13.11 100m hurdles. She was overtaken by Britain's Judy Livermore, who high jumped 1.92 but was to fall back thereafter and drop out after three fouls in the javelin throw.

Neubert was as low as seventh after the high jump, but her 23.27 200m not only gave her an overnight lead of 43 points, but also put her 29 points ahead of world record schedule.

	100h	HJ	SP	200	LJ	JT	800
Flemming	13.50	1.81	13.21	23.75	6.20	38.24	2:20.58
Debois	13.64	1.72	13.22	24.23	6.25	34.70	2:05.17
Greiner	13.76	1.72	13.46	24.45	6.29	36.84	2:13.99
Hidding	13.77	1.72	13.11	24.18	6.18	40.14	2:16.10
Buraga	13.15	1.75	13.36	24.17	5.89	33.76	2:15.58
Mulliner	13.84	1.75	12.86	24.80	5.80	36.72	2:13.83
Kytölä	14.27	1.78	11.78	25.16	5.92	38.96	2:14.03
Heinrich	14.48	1.75	14.04	25.67	5.94	41.06	2:29.90
Braun	14.14	1.75	12.42	25.49	5.77	37.74	2:20.94
Polman-Tuin	14.35	1.66	12.85	25.27	6.10	35.80	2:19.77
Karblom	14.40	1.66	13.61	25.10	6.25	39.06	DNS
Meilicke	15.19	1.51	10.35	27.28	5.14	34.70	DNS
Lajbnerová	14.15	1.75	14.06	25.59	DNS		
Marxer	14.76	1.66	10.69	DNS			
Beaugeant	14.62	DNS					
Becatti	DNF						

Tokyo 1991

(Aug 26/27)

1, Sabine Braun	GER	6672
2, Liliana Nastase	ROU	6493
3, Irina Belova	URS	6448
4, Satu Ruotsalainen	FIN	6404
5, Yasmina Azzizi	ALG	6392
6, Urszula Wlodarczyk	POL	6391
7, Peggy Beer	GER	6380
8, Tatyana Zhuravlyova	URS	6370
9, Maria Kamrowska	POL	6237
10, Cindy Greiner	USA	6216
11, Rita Ináncsi	HUN	6198
12, Zhu Yuqing	CHN	6124
13, Tina Rättyä	FIN	6086
14, Ragne Kytölä	FIN	6062
15, Ifeoma Ozoeye	ITA	6056
16, Clova Court	GBR	6022
17, Odile Lesage	FRA	6002
18, Joanne Henry	NZL	5999
19, Sharon Jaklofsky	AUS	5992
20, Kym Carter	USA	5909
21, Ingrid Didden	BEL	5855
22, Petra Vaideanu	ROU	5744
23, Ana Maria Comaschi	ARG	5617
24, Ghada Shouaa	SYR	5066
Heike Tischler	GER	DNF (3627)
Fu Xiuhong	CHN	DNF (3602)
Yu Long Nyu	SIN	DNF (3347)
Jackie Joyner-Kersey	USA	DNF (3130)

Joyner-Kersey showed no reaction to her ankle twist in the previous night's long jump final when she won her 100m hurdles heat. She performed well in the high jump and shot, and was just 11 points below her world record schedule at the start of the 200m before disaster struck. At the crown of the bend the American dramatically pulled up with a hamstring injury. Her husband and coach Bobby later concluded that this had been triggered by the sore ankle.

The overnight leader was Zhu, but she was soon overtaken when Braun long jumped a windy 6.67 on the second day. The German went further ahead of her immediate rivals with a fair javelin throw and had a comfortable 245-point margin before the final event. The 800m was won in spectacular fashion by Belova (née Nikirina), who improved four places and snatched the bronze medal.

Individual marks:

	100h	HJ	SP	200	LJ	JT	800
Braun	13.32	1.91	13.62	24.49	6.67w	48.66	2:16.09
Nastase	13.02	1.76	13.52	23.98	6.54	43.58	2:11.48
Belova	13.70	1.85	13.23	24.13	6.33w	40.96	2:05.23
Ruotsalainen	13.54	1.88	12.46	24.20	6.18	47.04	2:13.24
Azzizi	13.34	1.79	15.40	24.32	6.15	44.62	2:17.17
Wlodarczyk	13.36	1.76	14.36	24.05	6.19	44.28	2:11.72
Beer	13.41	1.79	12.97	24.25	6.34	43.66	2:09.32
Zhuravlyova	13.77	1.82	14.12	24.18	6.30	41.56	2:10.91
Kamrowska	13.28	1.67	14.78	24.04	5.93	42.08	2:09.06
Greiner	13.55	1.79	14.70	24.52	6.46	35.62	2:17.47
Ináncsi	13.90	1.79	14.48	25.06	6.27	44.74	2:18.81
Zhu	13.18	1.82	14.19	23.86	5.88	41.50	2:28.34
Rättyä	13.98	1.76	12.88	24.96	6.04	45.30	2:11.90
Kytölä	14.09	1.79	12.05	25.23	6.43w	42.40	2:14.36
Ozoeye	13.89	1.76	12.97	24.71	6.27w	44.92	2:21.85
Court	13.35	1.55	13.94	23.85	5.71	55.30	2:24.61
Lesage	13.76	1.85	13.17	25.64	5.79	39.70	2:12.24
Henry	14.18	1.76	12.15	25.00	6.24	40.60	2:10.53
Jaklofsky	13.76	1.79	13.30	25.41	6.16	42.44	2:21.51
Carter	14.02	1.79	14.31	24.70	5.78	30.26	2:09.52
Didden	14.09	1.64	12.81	25.50	5.90	50.58	2:17.32
Vaideanu	14.42	1.70	14.60	26.49	5.76w	47.58	2:20.33
Comaschi	14.06	1.58	12.57	24.75	5.78	39.76	2:15.89
Shouaa	15.45	1.64	10.44	26.11	5.50w	39.76	2:22.44
Tischler	13.96	1.76	14.00	24.63	DNS		
Fu	13.78	1.82	13.10	25.35	DNS		
Yu	15.71	1.61	NM	26.18	5.28	27.66	DNS
Joyner-Kersey	12.96	1.91	15.30	DNF	DNS		

Stuttgart 1993

(Aug 16/17)

1, Jackie Joyner-Kersey	USA	6837
2, Sabine Braun	GER	6797
3, Svetlana Buraga	BLR	6635
4, Svetla Dimitrova	BUL	6508
5, Urszula Wlodarczyk	POL	6394
6, Kym Carter	USA	6357
7, Jane Flemming	AUS	6343
8, Birgit Clarius	GER	6341
9, Taisiya Dobrovitskaya	BLR	6290
10, Tatyana Zhuravlyova	RUS	6215
11, Rita Ináncsi	HUN	6188
12, Petra Vaideanu	ROU	6105
13, Tina Rättyä	FIN	6067
14, Nathalie Teppe	FRA	6037
15, Helle Aro	FIN	5902
16, Marcela Podracka	SVK	5902
17, DeDe Nathan	USA	5785
18, Yurka Khristova	BUL	5726
19, Beatrice Mau	GER	5369
20, Ma Chun-Ping	TPE	5246
21, Marina Damceska	MKD	5239
22, Giuliana Spada	ITA	5214
23, Barbara Erni	SUI	5067
24, Elizabeth Arteaga	BOL	4186
Larisa Nikitina	RUS	DNF (5624)
Tatyana Blokhina	RUS	DNF (4710)
Eunice Barber	SLE	DNF (4404)
Catherine Bond-Mills	CAN	DNF (3516)
Veronique Boyer	PYF	DNF (2948)
Manuela Marxer	LIE	DNF (2653)
Anzhela Atroshchenko	BLR	DNF (2602)
Ghada Shouaa	SYR	DNF (2461)
Maria Kamrowska	POL	DNF (1074)
Clova Court	GBR	DNF (1030)

Though not nearly as dominant as in her previous Olympic or World triumphs, Joyner-Kersey claimed her fourth individual world championship gold, the most ever by a woman.

The American had a good start in the hurdles but lost ground by high jumping only 1.81. Her rival, defending champion Braun, won the event at 1.90 and went into the lead. The German went further ahead after the shot. Joyner-Kersey then ran a strong 200m to take a narrow lead from Buraga and Braun after the first day.

Despite asthma attacks, the world record holder kept her momentum next morning with a 7.04 long jump. Braun managed 6.54 then was controversially given a red flag for a jump of a similar distance. A video replay of the jump appeared to show the German's foot plant safely behind the plasticine.

A fine javelin throw by the German left her with a seven-point advantage at the start of the 800m. This represented about half a second. In an exciting race, Braun managed to stay near to Joyner-Kersey until the last 300m, when the American sprinted clear.

"It was her greatest victory ever," commented Joyner-Kersey's husband and coach Bobby. "To come out of that tunnel, seven points behind, and win was one of the greatest moments of her career."

Individual marks:

	100h	HJ	SP	200	LJ	JT	800
Joyner-Kersey	12.89	1.81	14.38	23.19	7.04	43.76	2:14.49
Braun	13.25	1.90	14.62	24.12	6.54	53.44	2:17.82
Buraga	12.95	1.84	14.55	23.69	6.58	41.04	2:13.65
Dimitrova	12.85	1.60	15.46	23.10	6.32	47.02	2:13.60
Wlodarczyk	13.41	1.81	14.00	24.14	6.52	42.64	2:18.28
Carter	13.62	1.84	15.41	24.23	6.08	36.84	2:09.82
Flemming	13.08	1.75	14.03	23.49	6.21	42.12	2:16.93
Clarius	13.74	1.81	15.46	25.14	5.64	50.14	2:10.00
Dobrovitskaya	13.47	1.81	12.96	23.85	6.08	43.52	2:13.42
Zhuravlyova	14.21	1.81	13.80	24.64	6.43	38.74	2:11.27
Ináncsi	13.88	1.78	14.32	24.86	6.26	46.30	2:21.26
Vaideanu	14.09	1.81	14.40	25.76	5.92	44.84	2:12.77
Rattya	13.84	1.72	12.84	24.61	6.06	43.96	2:11.96
Teppe	13.83	1.75	13.50	25.87	5.81	53.92	2:20.24
Aro	13.89	1.66	12.77	25.78	6.02	48.80	2:15.89
Podracká	14.48	1.78	12.57	25.52	5.92	48.50	2:18.65
Nathan	13.93	1.66	13.75	24.78	6.10	42.72	2:28.88
Khristova	14.19	1.75	12.19	25.49	5.94	38.84	2:16.93
Mau	13.73	1.78	12.95	24.80	NM	48.86	2:12.91
Ma	14.53	1.72	11.82	25.75	5.69	38.10	2:37.06
Damceska	14.65	1.57	10.85	25.88	5.69	38.34	2:16.94
Spada	14.01	1.69	12.77	25.41	3.70	43.26	2:17.25
Erni	14.27	NH	12.73	24.81	6.00	44.26	2:13.53
Arteaga	17.24	1.42	09.52	25.95	4.55	32.56	2:20.53
Nikitina	13.73	1.84	15.38	24.52	6.36	46.82	DNS
Blokhina	13.63	1.84	14.24	24.03	6.04	NM	DNS
Barber	14.58	1.51	10.92	25.96	5.67	43.44	DNS
Bond-Mills	13.98	1.78	12.22	24.79	NM	DNS	
Boyer	14.65	1.60	11.57	27.25	DNS		
Marxer	13.73	NH	12.71	24.56	DNS		
Atroshchenko	14.21	1.78	12.59	DNF			
Shouaa	14.69	1.69	13.13	DNF			
Kamrowska	13.34	DNF					
Court	13.64	NH	DNF				

Gothenburg 1995**(Aug 9/10)**

1,	Ghada Shouaa	SYR	6651
2,	Svetlana Moskalets	RUS	6575
3,	Rita Ináncsi	HUN	6522
4,	Eunice Barber	SLE	6340
5,	Kym Carter	USA	6329
6,	Regla Cárdenas	CUB	6306
7,	Denise Lewis	GBR	6299
8,	DeDee Nathan	USA	6258

9, Urszula Wlodarczyk POL 6248; 10, Kelly Blair USA 6229; 11, Nathalie Teppe FRA 6213; 12, Sharon Jaklofsky NED 6148; 13, Tiia Hautala FIN 6135; 14, Jane Jamieson AUS 6133; 15, Irina Tyukhay RUS 6112; 16, Tina Rättyä FIN 6095; 17, Remigija Nazarovienė LTU 6026; 18, Yelena Lebedyenko RUS 5920; 19, Anzhela Atroshchenko BLR 5915; 20, Karin Periginelli ITA 5613; Peggy Beer GER DNF (3865); Catherine Bond-Mills CAN DNF (3598); Manuela Marxer LIE DNF (3592); Svetlana Kazanina KAZ DNF (3614); Heike Drechsler GER DNF (2711); Dagmar Urbanková CZE DNF (2341); Sabine Braun GER DNF (2041); Magaly Garcia CUB DNF (1877); Ma Chun-Ping TPE DNF (1678); Joanne Henry NZL DNF (1637)

The build-up to this event centred around a fascinating clash between defending champion Jackie Joyner-Kersey and Heike Drechsler, who had the world's highest heptathlon score in 1994. Neither finished the event. JJK withdrew after her moderate showing in the long jump final and Drechsler pulled out after the shot put because of a worsening spike wound she sustained in the high jump.

That event also saw the end of the bid of the 1991 champion Braun, who injured her hand when it hit an upright while she was jumping.

The high jump, by contrast, was a good event for Shouaa, who set a national record of 1.86 and improved from 24th to 5th place as a result. The Syrian, who led the 1995 world rankings after winning at the important Götzis meeting, improved further to second place overnight, 91 points behind Moskalets.

The Russian fought back with a brilliant showing in the following day's long jump. After a foul and 6.04, she spanned 6.70 to increase her lead. The javelin, however, changed everything because the Syrian threw almost 14m further than Moskalets and so gained a lead of 48 points. Moskalets tried to cancel this advantage in their 800m heat, but Shouaa covered her break and strode past to win the race.

This was Syria's first world medal. The country's previous best showing in these championships was 24th by Shouaa herself in the 1991 heptathlon; she failed to finish in 1993.

Individual marks:

	100h	HJ	SP	200	LJ	JT	800
Shouaa	14.11	1.86	15.16	24.21	6.30	54.92	2:14.33
Moskalets	13.48	1.89	13.60	23.51	6.70	41.08	2:16.32
Ináncsi	13.61	1.83	14.73	24.38	6.53	46.66	2:16.56
Barber	13.60	1.80	11.43	24.66	6.50	52.44	2:16.54
Carter	13.88	1.80	15.45	24.03	6.13	38.54	2:10.48
Cárdenas	13.83	1.80	13.97	23.77	6.46	41.72	2:19.09
Lewis	13.52	1.74	13.24	24.97	6.57	49.70	2:19.35
Nathan	13.89	1.80	13.83	24.30	6.27	46.22	2:19.54
Wlodarczyk	13.74	1.86	13.79	24.02	6.37	37.76	2:19.46
Blair	13.74	1.74	11.91	24.22	6.41	50.26	2:17.84
Teppe	14.03	1.77	13.89	25.76	6.04	56.04	2:17.79
Jaklofsky	13.56	1.77	12.94	24.88	6.53	41.30	2:19.06
Hautala	13.98	1.80	12.78	24.75	6.02	47.20	2:15.14
Jamieson	14.43	1.86	12.75	24.86	6.18	45.04	2:15.84
Tyukhay	13.58	1.80	14.36	24.53	6.42	40.42	2:30.13
Rättyä	14.05	1.71	13.51	24.98	6.10	47.52	2:13.41
Nazarovienė	13.98	1.74	13.42	24.81	6.04	45.38	2:18.08
Lebedyenko	13.93	1.68	13.24	24.72	6.42	40.00	2:21.90
Atroshchenko	14.01	1.77	12.99	24.20	6.12	39.20	2:24.06
Periginelli	14.49	1.71	11.46	24.93	5.56	41.16	2:13.74
Beer	13.88	1.74	13.24	24.88	4.08	DNS	
Bond-Mills	13.92	1.80	13.16	24.94	NM	DNS	
Marxer	13.83	1.74	13.23	24.40	NM	DNS	
Kazanina	15.97	1.71	12.56	25.06	NM	DNS	
Drechsler	13.86	1.80	13.12	DNS			
Urbanková	14.36	1.65	11.35	DNS			
Braun	13.41	1.80	DNS				
García	13.52	1.68	NM	DNS			
Ma	14.95	1.68	DNS				
Henry	14.73	1.62	DNS				

Athens 1997**(Aug 3/4)**

1,	Sabine Braun	GER	6739
2,	Denise Lewis	GBR	6654
3,	Remigija Nazarovienė	LTU	6566
4,	Urszula Wlodarczyk	POL	6542
5,	Natalya Sazanovich	BLR	6428
6,	Mona Steigauf	GER	6406
7,	DeDee Nathan	USA	6298
8,	Irina Vostrikova	RUS	6277

9, Peggy Beer GER 6259; 10, Kelly Blair USA 6253; 11, Nathalie Teppe FRA 6242; 12, Marie Collonvillé FRA 6179; 13, Tatyana Gordeyeva RUS 6084; 14, Tiia Hautala FIN 6026; 15, Joanne Henry NZL 6011; 16, Inma Clopes ESP 5631; Svetlana Moskalets RUS DNF (5354); Ma Chun-Ping TPE DNF (4128); Eunice Barber SLE DNF (3575); Svetlana Kazanina KAZ DNF (3373); Kym Carter USA DNF (2743); Athina Papisotiriou GRE DNF (1711)

With the incomparable JJK confining herself to the long jump and Shouaa unable to defend because of a severe back injury, the 1991 champion Braun – contesting her 50th heptathlon – seized the opportunity of one last major title at the age of 32. The woman destined to succeed her as European champion, Lewis, was held at bay throughout. Braun opened with a snappy 13.16 to win the hurdles and followed up with a season's best high jump, a personal best shot put and a moderate 200m to lead overnight with 4009 to 3938 by Sazanovich, 3919 by Nazarovienė and 3888 by Lewis.

Lewis moved into second place after the long jump and made further inroads in the javelin, the six-event scores being 5879 for Braun and 5797 for Lewis. The Briton would have had to finish some six seconds clear of Braun in the 800m to snatch the title, which was not a realistic target. In fact Braun overtook her in the last few strides to win by 85 points with 6739. Nazarovienė maintained third place throughout the second day.

Individual marks:

	100h	HJ	SP	200	LJ	JT	800
Braun	13.16	1.90	15.08	24.46	6.42	51.48	2:17.32
Lewis	13.43	1.84	14.55	24.13	6.47	52.70	2:17.54
Nazarovienė	13.32	1.81	15.41	24.19	6.34	43.46	2:10.51
Wlodarczyk	13.55	1.81	14.16	24.48	6.63	44.18	2:09.59
Sazanovich	13.45	1.84	15.03	23.92	6.24	43.70	2:19.67
Steigauf	13.29	1.78	13.55	24.22	6.42	43.92	2:12.82
Nathan	13.55	1.81	14.03	24.58	6.26	44.54	2:17.54
Vostrikova	13.78	1.84	15.39	25.81	6.11	47.74	2:18.95
Beer	13.32	1.78	12.69	24.28	6.21	41.06	2:10.00
Blair	13.71	1.75	12.91	24.34	6.09	49.94	2:13.66
Teppe	13.87	1.81	13.23	25.87	6.14	52.82	2:14.91
Collonvillé	13.70	1.84	12.04	25.04	6.10	44.40	2:11.00
Gordeyeva	14.53	1.90	12.48	25.14	5.82	45.66	2:12.01
Hautala	13.70	1.78	12.88	25.17	6.03	41.50	2:13.98
Henry	14.11	1.72	13.89	25.24	6.17	42.48	2:14.46
Clopes	14.30	1.75	13.46	25.84	5.71	40.30	2:23.62
Moskalets	13.64	1.81	13.50	24.21	6.50	36.80	DNS
Ma	14.35	1.78	12.37	25.82	5.66	DNS	
Barber	13.53	1.81	11.60	24.82	DNS		
Kazanina	14.63	1.81	12.18	25.76	DNS		
Carter	13.79	1.75	14.37	DNF	DNS		
Papisotiriou	14.53	1.66	DNS				

Seville 1999**(Aug 21/22)**

1,	Eunice Barber	FRA	6861
2,	Denise Lewis	GBR	6724
3,	Ghada Shouaa	SYR	6500
4,	Sabine Braun	GER	6497
5,	Tiia Hautala	FIN	6369
6,	Karin Ertl	GER	6317
7,	Urszula Wlodarczyk	POL	6287
8,	Remigija Nazarovienė	LTU	6262

9, Marie Collonvillé FRA 6188; 10, Natalya Roshchupkina RUS 6175; 11, Shelia Burrell USA 6162; 12, Magaly Garcia CUB 6159; 13, Irina Vostrikova RUS 6153; 14, Gertrud Bacher ITA 6055; 15, Svetlana Kazanina KAZ 5993; 16, Katerina Nekolná CZE 5787; 17, Nicole Haynes USA 5787; 18, Catherine Bond-Mills CAN 5730; Tiffany Lott-Hogan USA DNF (4003); Irina Belova RUS DNF (3769); Rita Ináncsi HUN DNF (3546); Jane Jamieson AUS DNF (2557)

It was a shock to some that immediately after setting a French long jump record of 7.01 the former Sierra Leone athlete Barber (who had achieved six personal bests to place fourth in the 1995 World Championships heptathlon) opted to concentrate on the all-round test in Seville, but clearly she knew what she was doing. Except for the shot, she has no weaknesses and her first two events produced sensational personal bests: 12.89 hurdles into a slight wind and a 6cm improvement in the high jump to 1.93. She opened up a 185-point lead over Lewis who had a disastrous hurdles but recovered well with her highest ever jump of 1.87. However, the shot brought a dramatic turn-about for while Barber managed only 12.37 Lewis set a lifetime best of 16.12 to give her a 65-point margin. Barber, much faster over 200m, ended the day just one point clear, 3994-3993, with defending champion Braun on 3845 and Shouaa – contesting her first heptathlon since winning the 1996 Olympic title – on 3808.

Barber naturally piled up the points in the long jump (6.86) while Lewis was in big trouble until a final effort of 6.64. At first the jump was ruled a foul, but an appeal was eventually successful and Lewis was only 73 points behind. A good javelin throw would have regained the lead for Lewis but she managed only 47.44 to Barber's 49.88 and the lead increased to 120 points. Following the 800m Barber ended up 137 clear with a French record of 6861 and 7th place on the world all-time list. Lewis missed her Commonwealth record of 6736 by just 12 points. Far behind, Shouaa snatched the bronze from Braun by a 3-point margin.

Individual marks:

	100h	HJ	SP	200	LJ	JT	800
Barber	12.89	1.93	12.37	23.57	6.86	49.88	2:15.65
Lewis	13.61	1.87	16.12	24.26	6.64	47.44	2:16.87
Shouaa	14.21	1.81	15.76	24.26	6.04	54.82	2:16.20
Braun	13.39	1.81	14.67	24.33	6.17	51.59	2:17.43
Hautala	13.52	1.84	13.77	24.87	6.25	47.61	2:16.31
Ertl	13.83	1.84	13.28	24.12	6.25	45.07	2:16.08
Włodarczyk	13.71	1.81	14.55	24.20	6.08	43.27	2:15.95
Nazaroviené	13.88	1.75	14.58	24.51	6.19	43.40	2:11.35
Collonvillé	13.70	1.87	12.19	24.79	5.97	43.23	2:10.90
Roshchupkina	14.01	1.81	13.83	23.89	5.96	40.75	2:13.52
Burrell	13.28	1.66	13.00	23.52	5.86	45.35	2:11.52
García	13.79	1.72	14.09	23.98	5.73	49.82	2:17.04
Vostrikova	13.76	1.75	15.42	25.71	6.09	48.12	2:20.94
Bacher	14.02	1.72	12.95	24.70	5.87	44.71	2:08.09
Kazanina	14.25	1.75	12.77	24.80	5.85	45.01	2:11.07
Nekolná	14.15	1.63	13.04	25.00	5.73	46.59	2:15.90
Haynes	14.48	1.75	14.80	25.25	5.67	37.72	2:16.44
Bond-Mills	13.99	1.69	13.56	25.19	5.61	37.28	2:12.57
Lott-Hogan	DQ/fell	1.69	12.74	25.08	5.72	47.23	DNS
Belova	13.45	1.78	13.30	23.69	NM	DNS	DNS
Ináncsi	14.28	1.78	14.16	25.42	NM	DNS	DNS
Jamieson	14.34	1.72	13.30	DNS			

Edmonton 2001**(Aug 4/5)**

1,	Yelena Prokhorova	RUS	6694
2,	Natalya Sazanovich	BLR	6539
3,	Shelia Burrell	USA	6472
4,	Natalya Roshchupkina	RUS	6294
5,	Karin Ertl	GER	6283
6,	Austra Skujyté	LTU	6112
7,	DeDee Nathan	USA	6073
8,	Irina Belova	RUS	6061
9,	Gertrud Bacher	ITA	6010
10,	Tiia Hautala	FIN	6002
11,	Marie Collonvillé	FRA	5887
12,	Nicole Haynes	CAN	5786
13,	Margaret Simpson	GHA	5748
14,	Tia Hellebaut	BEL	5680
15,	Pramila Ganapathy	IND	5492
	Eunice Barber	FRA	&
	Svetlana Kazanina	KAZ	DNF
	Denise Lewis	GBR	DNS

Heptathlon fans endured some disappointment in Edmonton, first with the scratching of Olympic Champion Denise Lewis then with the failure to finish of reigning World Champion Eunice Barber. Lewis withdrew on the eve of the event with a stomach disorder. Barber had a dream start to the contest with a 12.78 hurdles, one the quickest heptathlon times ever. She followed up with a good 1.88 high jump and then, disaster. The Frenchwoman, now coached by Bobby Kersee, fouled three times in the shot put. Her final attempt went close to the

14m line, but she overbalanced and touched the ground in front of the ring with her hand.

The event then developed into a duel between Sazanovich and Prokhorova, who had improved her high jump best by 5cm. Sazanovich's 15.90 shot made her the post-Barber leader. The wind gauge malfunction on August 4 meant that none of heptathlon scores could count as records because there was no wind reading on the 200m races. However, Burrell's 22.92 moved her up from 10th to fourth on the first day behind Sazanovich, Prokhorova and Roshchupkina.

Prokhorova closed on the leader with a 6.61 long jump, and Burrell moved into third place with her personal best of 6.45. In the javelin Sazanovich threw a personal best of 46.72, but all her advantage vanished when Prokhorova produced successive pbs of 47.12, 50.57 and 50.73. As the Russian was a strong 800m runner and Sazanovich was not, Prokhorova could afford to stroll around the 800m in 2:11.53 to guarantee the gold. For the bronze, Burrell needed to stay near to Roshchupkina. She finished ahead of the Russian and so the medal order was clear before the final scores were confirmed.

Individual marks:

	100h	HJ	SP	200	LJ	JT	800
Prokhorova	13.77	1.88	13.15	23.75w	6.61	50.73	2:11.53
Sazanovich	13.29	1.76	15.90	23.87w	6.50	46.72	2:20.87
Burrell	13.05	1.67	12.87	22.92w	6.45	48.74	2:14.24
Roshchupkina	14.12	1.79	14.74	23.41w	6.02	44.04	2:15.56
Ertl	13.56	1.82	13.83	24.91w	6.28	45.89	2:18.54
Skujyte	14.37	1.79	16.06	25.52w	6.00	46.04	2:20.78
Nathan	13.68	1.70	14.68	25.16w	6.04	46.12	2:19.05
Belova	13.86	1.73	14.12	24.66w	5.86	38.73	2:07.44
Bacher	13.94	1.70	14.03	25.10w	5.69	45.38	2:09.85
Hautala	13.79	1.79	13.32	25.52w	5.94	45.40	2:18.98
Collonvillé	13.87	1.79	11.89	25.59w	5.93	41.61	2:13.70
Haynes	14.48	1.73	14.94	26.41w	5.87	46.37	2:24.45
Simpson	14.07	1.76	11.14	25.11w	5.57	50.76	2:23.54
Hellebaut	14.60	1.85	12.84	26.54w	5.65	44.37	2:23.20
Ganapathy	14.41	1.73	11.43	25.04w	5.92	34.60	2:22.89
Barber	12.78	1.88	NM				
Kazanina	15.02	1.76	NM	25.69w	5.73	DNS	DNS
Lewis	DNS						

Paris 2003**(Aug 23/24)**

1,	Carolina Klüft	SWE	7001
2,	Eunice Barber	FRA	6755
3,	Natalya Sazanovich	BLR	6524
4,	Yelena Prokhorova	RUS	6452
5,	Denise Lewis	GBR	6254
6,	Gertrud Bacher	ITA	6166
7,	Larisa Netseporuk	EST	6154
8,	Sonja Kesselschläger	GER	6134
9,	Ayrió Stratáki	GRE	6077
10,	Austra Skujyté	LTU	6077
11,	Svetlana Kazanina	KAZ	6047
12,	Irina Butor	BLR	6035
13,	Natalya Roshchupkina	RUS	6034
14,	Julie Hollman	GBR	6018
15,	Irina Naumenko	KAZ	5971
16,	Yelena Chernyavskaya	RUS	5969
17,	Liga Klavina	LAT	5932
18,	Sylvie Dufour	SUI	5723
	Margaret Simpson	GHA	DNF (4393)
	Kim Schiemenz	USA	DNF (3574)
	Tia Hellebaut	BEL	DNF (3414)
	Svetlana Gnezdilov	ISR	DNF (2330)

The charismatic Klüft delighted everyone even though she was to deny France a gold medal in Paris. The Frenchwoman won the 100m hurdles from the Swede 13.05 to 13.18. That time was the first of five personal bests by Klüft. The next came with a spectacular high jump of 1.94. The 20 year-old Swede then went very near to 1.95 and was now 19 points ahead of Barber who herself jumped an excellent 1.91.

In the shot Klüft set an outdoor pb (14.19) while Barber did enough to remain in second spot. The event winner was Sazanovich, who moved up from eighth to third. This top three would remain the same for the rest of the contest. For the 200m, Klüft was ideally drawn inside Barber and she smashed her pb with 22.98. She ended the day on 4143, the second best ever first day score. Barber was 204 points adrift.

There was drama in the long jump because while Barber opened with 6.61, Klüft fouled both her first two jumps, each at around 6.80. Another foul and the Swede would put herself out of the contest. Happily for her she spanned 6.68 despite taking off about 20cm behind the foul line. Klüft's javelin of 49.90 was displayed as a personal best

but she had actually thrown 50.24 one month earlier. However, she gained further ground on Barber. The Swede needed to run 2:12.21 for 7000 points; she managed 2:12.12 for 7001 and third on the world all-time list. Uniquely, she became the reigning World, World Indoor and World Junior Champion.

Individual marks:

	100h	HJ	SP	200	LJ	JT	800
Klüft	13.18	1.94	14.19	22.98	6.68	49.90	2:12.12
Barber	13.05	1.91	12.97	23.92	6.61	49.60	2:13.68
Sazanovich	13.67	1.76	16.81	24.25	6.47	44.93	2:16.53
Prokhorova	13.87	1.82	13.36	23.99	6.46	43.60	2:08.31
Lewis	13.37	1.64	15.25	24.55	6.19	49.88	2:19.58
Bacher	14.01	1.76	13.32	24.91	5.99	47.11	2:09.83
Netseporuk	13.91	1.76	13.97	24.96	6.05	50.05	2:19.76
Kesselschläger	13.34	1.76	13.77	24.94	6.17	41.57	2:17.19
Stratáki	13.93	1.79	13.34	24.69	6.03	44.27	2:18.06
Skujyté	14.44	1.76	16.35	25.76	5.86	47.57	2:18.64
Kazanina	14.44	1.73	13.23	25.06	5.91	50.17	2:12.42
Butor	13.92	1.79	12.51	24.67	5.86	46.43	2:16.72
Roshchupkina	14.32	1.70	14.53	24.21	5.85	43.22	2:12.95
Hollman	14.10	1.85	12.05	24.72	6.06	41.01	2:15.83
Naumenko	14.20	1.79	12.88	24.98	6.00	42.15	2:15.36
Chernyavskaya	13.85	1.76	12.76	25.03	5.99	37.83	2:09.38
Klavina	13.92	1.76	14.24	24.37	6.07	41.17	2:29.60
Dufour	14.06	1.67	13.34	25.24	5.62	39.83	2:12.77
Simpson	13.68	1.76	12.62	24.84	5.96	DNS	
Schiemenz	13.96	1.79	12.93	24.85	DNS		
Hellebaut	14.24	1.85	11.66	26.09	DNS		
Gnezdilov	13.62	1.55	11.36	DNS			

Helsinki 2005**Final Standings (Aug 6/7)**

1,	Carolina Klüft	SWE	6887
2,	Eunice Barber	FRA	6824
3,	Margaret Simpson	GHA	6375
4,	Austra Skujyté	LTU	6360
5,	Kelly Sotherton	GBR	6325
6,	Marie Collonvillé	FRA	6248
7,	Naide Gomes	POR	6189
8,	Karin Ruckstuhl	NED	6174

9, Nataliya Dobrynska UKR 6144; 10, Sonja Kesselschläger GER 6113; 11, Jessica Zelinka CAN 6097; 12, Hyleas Fountain USA 6055; 13, Lilli Schwarzkopf GER 5993; 14, Irina Naumenko KAZ 5991; 15, Kylie Wheeler AUS 5919; 16, GiGi Miller USA 5911; 17, Aryiró Stratáki GRE 5884; 18, Simone Oberer SUI 5882; 19, Magdalena Szczepanska POL 5880; 20, Yuki Nakata JPN 5735; Karin Ertl GER DNF (4285); Janice Josephs RSA DNF (4197); Juana Castillo DOM DNF (3232); Yuliya Akulenko UKR DNF (3335); Laurien Hoos NED DNF (1881); Tatyana Alisevich BLR DNF (909)

Olympic and World Champion Klüft was suffering an ankle injury, while her principle rival Barber was, for once, injury free. Barber took an expected lead in the opening event, scoring 1133 with her 12.94 into a slight wind (-0.4) while Klüft ran 13.19 (1096). Barber, an excellent high jumper, cleared 1.91, while Klüft, a 1.94 jumper, was restricted to 1.82. The Swede reacted by throwing a lifetime best in the shot with 15.02, while Barber managed 13.20, which reduced the deficit from 153 points to 32. Skujyté, the biggest competitor (1.88/75kg), led the shot with an excellent 16.61. Curiously Barber and Klüft were seeded in separate races in the 200m, with Barber running 24.01 (-1.0) while Klüft had to deal with a 2.5 headwind when clocking 23.70. Barber now led by two points with 3973, with Sotherton in third after a good 23.94 in the 200m. In the long jump Barber leapt a good 6.75, but Klüft reached 6.87. Barber fought back in the javelin, overtaking Klüft's 47.20 with her last throw of 48.24 to leave the margin at just 18 points. Simpson, the smallest competitor at 1.62/53kg threw a stunning Ghanaian record of 56.36 to move from 10th to third. Barber led Klüft in the 800m until the last 100m, when the Swede got free to edge her 2:08.89 to 2:11.94 and by 63 points in tota, with Simpson holding off Skujyté and Sotherton for third. A French protest at Klüft's first round long jump, which certainly looked to be over the board, was denied, but Klüft's second best jump of 6.75, worth 40 points less, would still have got her home the winner. Barber in her seventh world heptathlon appearance won her third medal, with the top two repeating the same positions from Paris.

Individual marks:

	100h	HJ	SP	200	LJ	JT	800
Klüft	13.19	1.82	15.02	23.70	6.87	47.20	2:08.89
Barber	12.94	1.91	13.20	24.01	6.75	48.24	2:11.94
Simpson	13.55	1.79	13.33	24.94	6.09	56.36	2:17.02
Skujyté	14.22	1.82	16.61	25.31	6.12	48.82	2:17.48
Sotherton	13.33	1.82	13.38	23.94	6.41	33.09	2:07.96
Collonvillé	13.73	1.85	12.36	25.44	6.30	45.65	2:11.74
Gomes	13.88	1.79	14.00	25.18	6.47	41.36	2:16.31
Ruckstuhl	13.48	1.79	13.19	24.66	6.52	36.84	2:16.17
Dobrynska	14.02	1.85	15.20	25.90	5.98	44.51	2:18.05
Kesselschläger	13.98	1.79	14.04	25.81	6.16	45.93	2:16.23
Zelinka	13.52	1.70	13.64	24.13	5.82	42.42	2:11.15
Fountain	13.60	1.79	11.95	24.60	6.50	40.70	2:22.98
Schwarzkopf	13.95	1.76	12.99	25.68	5.87	46.19	2:12.24
Naumenko	14.07	1.76	13.74	25.24	6.15	39.30	2:14.27
Wheeler	14.32	1.76	12.96	25.12	6.18	37.53	2:12.33
Johnson	13.45	1.70	12.51	24.19	5.92	38.14	2:15.69
Stratáki	13.96	1.73	13.05	25.56	5.93w	44.10	2:16.77
Oberer	13.77	1.82	11.96	25.52	5.99	37.39	2:14.02
Szczepanska	14.22	1.73	14.04	25.96	5.70w	46.96	2:15.61
Nakata	13.99	1.70	11.03	25.58	6.06	44.69	2:18.52
Ertl	13.84	1.73	13.48	25.03	5.67	DNS	
Josephs	13.56	1.58	12.06	24.19	5.89	DNS	
Castillo	14.30	1.67	13.09	26.61	DNS		
Akulenko	14.42	1.64	13.82	25.41	DNS		
Hoos	13.67	1.70	DNS				
Alisevich	14.50	DNS					

Osaka 2007**Final Standings (Aug 24/25)**

1,	Carolina Klüft	SWE	7032
2,	Lyudmila Blonska	UKR	6832
3,	Kelly Sotherton	GBR	6510
4,	Jessica Ennis	GBR	6469
5,	Lilli Schwarzkopf	GER	6439
6,	Austra Skujyté	LTU	6380
7,	Jennifer Oeser	GER	6378
8,	Nataliya Dobrynska	UKR	6327

9, Marie Collonvillé FRA 6244; 10, Anna Bogdanova RUS 6243; 11, Ida Marcussen NOR 6226; 12, Kylie Wheeler AUS 6184; 13, Sonja Kesselschläger GER 6149; 14, Jolanda Keizer NED 6102; 15, Karolina Tyminska POL 6092; 16, Yvonne Wisse NED 6056; 17, Aiga Grabuste LAT 6019; 18, Aryiró Stratáki GRE 5999; 19, Olga Kurban RUS 5998; 20, Linda Züblin SUI 5995; 21, Kamila Chudzik POL 5926; 22, Simone Oberer SUI 5922; 23, Yuki Nakata JPN 5869; 24, Irina Naumenko KAZ 5848; 25, Diana Pickler USA 5838; 26, Salla Rinne FIN 5813; 27, Sylvie Dufour SUI 5805; 28, Vasiliki Delinikóla GRE 5745; 29, Jessica Samuelsson SWE 5745; 30, Kaie Kand EST 5616; 31, Lucimara da Silva BRA 5601; 32, Gretchen Quintana CUB 4954; Gi-Gi Johnson USA DNF (4477); Karin Ruckstuhl NED DNF (3721); Hyleas Fountain USA DNF (3616); Tatyana Chernova RUS DNF (3566); Antoinette Nana Djimou FRA DNF (3471); Margaret Simpson GHA DNF (1926); Hanna Melnychenko UKR DNF (0)

With 18 consecutive wins in the event, Klüft was a consensus choice with the "experts" to win the world title. Though behind Ennis after the first event, she equalled her best of 13.15, and she set a personal and World Championship heptathlon high jump best of 1.95. Her first day score of 4162 was almost 150 points ahead of Blonska (4014), with Sotherton (3989) just ahead of Ennis (3942).

Klüft reached a fine 6.85 in the long jump, losing 10 points to Blonska's 6.88, and a 47.98 javelin saw her with more than 6100 points with one event to go. A solid 2:12.58 enabled her to break the European record of 7007, which had stood since 1989, by 25 points. Behind her Blonska was a clear second with 6832, while Sotherton, who needed to beat Skujyté by three seconds to win the bronze, did so by 12 seconds, and held off teammate Ennis by 41 points with 6510. Klüft's lifetime best gave her an unprecedented third consecutive world title, while still only 24 years old.

Individual marks:

	100h	HJ	SP	200	LJ	JT	800
Klüft	13.15	1.95	14.81	23.38	6.85	47.98	2:12.56
Blonska	13.25	1.92	14.44	24.09	6.88	47.77	2:16.68
Sotherton	13.21	1.86	14.14	23.40	6.68	31.90	2:11.58
Ennis	12.97	1.89	11.93	23.15	6.33	38.07	2:11.39
Schwarzkopf	13.54	1.83	13.00	25.08	6.17	54.44	2:12.76
Skujyté	14.34	1.80	17.03	25.39	6.28	52.63	2:23.64
Oeser	13.51	1.83	14.21	24.41	6.25	43.10	2:13.85
Dobrynska	13.89	1.77	16.31	24.91	6.12	46.22	2:16.35
Collonvillé	13.63	1.83	12.12	25.01	6.67	39.32	2:12.68

	100h	HJ	SP	200	LJ	JT	800
Bogdanova	13.71	1.83	13.33	25.00	6.46	39.91	2:13.72
Marcussen	14.16	1.68	13.00	24.59	6.47	51.02	2:13.69
Wheeler	13.87	1.80	13.00	24.44	6.42	38.49	2:12.81
Kesselschlager	13.55	1.80	14.25	25.49	6.20	42.91	2:18.81
Keizer	13.83	1.77	14.23	24.43	5.90	43.48	2:17.61
Tyminska	14.09	1.71	13.25	24.02	6.34	35.97	2:08.27
Wisse	13.55	1.80	12.54	24.40	5.98	37.73	2:12.52
Grabuste	13.84	1.77	13.04	24.98	6.02	45.76	2:19.97
Stratáki	14.02	1.68	14.06	25.26	6.15	44.73	2:16.06
Kurban	13.90	1.71	13.16	24.45	6.20	40.55	2:16.48
Züblin	13.63	1.65	12.43	24.75	5.98	49.85	2:16.72
Chudzik	14.27	1.71	13.31	25.00	5.84	52.03	2:23.03
Oberer	13.62	1.80	12.20	25.66	6.04	40.60	2:16.67
Nakata	13.82	1.74	11.31	25.28	6.16	43.26	2:17.61
Naumenko	14.22	1.74	12.90	24.99	6.21	39.53	2:20.52
Pickler	13.34	1.74	11.22	24.61	6.01	39.62	2:20.63
Rinne	13.64	1.74	14.25	25.76	5.87	48.03	2:36.05
Dufour	14.10	1.74	13.65	25.45	5.70	39.75	2:14.46
Delinikóla	13.75	1.71	13.43	24.06	5.97	42.19	2:31.23
Samuelsson	14.17	1.65	13.56	24.01	5.88	37.30	2:13.34
Kand	14.22	1.68	12.69	25.84	5.75	38.33	2:13.63
da Silva	13.75	1.74	10.36	25.14	5.96	37.87	2:22.16
Quintana	13.77	1.68	12.71	24.22	6.12	34.31	DQ
Johnson	13.27	1.59	13.36	23.77	6.21	DNS	
Fountain	13.66	1.77	12.29	24.13	NM		
Ruckstuhl	13.28	1.74	13.99	24.41	DNS		
Chernova	13.71	1.80	13.49	25.88	DNS		
Djimou	13.87	1.71	13.44	25.41	DNS		
Simpson	13.69	1.74	DNS				
Melnychenko	DNF						

HEPTATHLON

Multiple Medallists:

3	Sabine Braun	GER	91-1, 93-2, 97-1
	Eunice Barber	FRA	99-1, 03-2, 05-2
	Carolina Klüft	SWE	03-1, 05-1, 07-1
2	Jackie Joyner/Kersey	USA	87-1, 93-1
	Ghada Shouaa	SYR	95-1, 99-3
	Denise Lewis	GBR	97-2, 99-2
	Natalya Sazanovich	BLR	01-2, 03-3

Most Placings in Top Eight:

4	Braun		91-1, 93-2, 97-1, 99-4
	Urszula Wlodarczyk	POL	91-6, 93-5, 97-4, 99-7
	Barber	SLE/FRA	95-4, 99-1, 03-2, 05-2
	Lewis		95-7, 97-2, 99-2, 03-5
3	DeDee Nathan	USA	95-8, 97-7, 01-7
	Sazanovich		97-5, 01-2, 03-3
	Austra Skujyté	LTU	01-6, 05-4, 07-6
	Klüft		03-1, 05-1, 07-1

Most Appearances:

7	Eunice Barber	SLE/FRA	93-dnf, 95-4, 97-dnf, 99-1, 01-dnf, 03-2, 05-2
	Sabine Braun	FRG/GER	87-18, 91-1, 93-2, 95-dnf, 97-1, 99-4

National Placings:

	1	2	3	4	5	6	7	8	Points
GER	3	2	1	3	2	3	2	2	82
USA	2	-	2	-	1	1	2	1	40
GBR	-	2	1	1	2	-	1	-	35
RUS	1	1	-	2	-	-	-	2	27
FRA	1	2	-	-	-	1	-	-	25
SWE	3	-	-	-	-	-	-	-	24
BLR	-	1	2	-	1	-	-	-	23
URS	-	1	1	-	-	1	1	1	19
LTU	-	-	1	1	-	2	-	1	18
SYR	1	-	1	-	-	-	-	-	14
POL	-	-	-	1	1	1	1	-	14
ROU	-	1	-	-	1	-	-	-	11
BUL	-	-	-	1	1	-	-	-	9
FIN	-	-	-	1	1	-	-	-	9
UKR	-	1	-	-	-	-	-	1	8
GHA	-	-	1	-	-	-	-	-	6
HUN	-	-	1	-	-	-	-	-	6
SLE	-	-	-	1	-	-	-	-	5
ALG	-	-	-	-	1	-	-	-	4
AUS	-	-	-	-	-	-	2	-	4
CUB	-	-	-	-	-	1	-	-	3
ITA	-	-	-	-	-	1	-	-	3
EST	-	-	-	-	-	-	1	-	2
POR	-	-	-	-	-	-	1	-	2
NED	-	-	-	-	-	-	-	2	2
CHN	-	-	-	-	-	-	-	1	1
Totals	11	11	11	11	11	11	11	11	396

10 Kilometres Walk

Rome 1987

(Sep 1)

1,	Irina Strakhova	URS	44:12
2,	Kerry Saxby	AUS	44:23
3,	Yan Hong	CHN	44:42
4,	Mari Cruz Díaz	ESP	44:48
5,	Yelena Nikolayeva	URS	44:54
6,	Monica Gunnarsson	SWE	45:09
7,	Jin Bingjie	CHN	45:24
8,	Ann Peel	CAN	45:27

9, Reyes Sobrino ESP 45:37; 10, Dana Vavracová TCH 46:10; 11, Ann Jansson SWE 46:15; 12, Susan Cook AUS 46:20; 13, Lisa Langford GBR 46:23; 14, Janice McCaffrey CAN 46:41; 15, Lynn Weik USA 46:51; 16, Beate Anders GDR 47:00; 17, Maria Luz Colín MEX 47:23; 18, Giuliana Salce ITA 47:28; 19, Sari Essayah FIN 47:30; 20, Debbi Lawrence USA 47:31; 21, Alison Baker CAN 47:48; 22, Suzanne Griesbach FRA 48:06; 23, Sirkka Oikarinen FIN 48:25; 24, Maryanne Torrellas USA 48:27; 25, Beverley Allen GBR 48:50; 26, Solvi Furnes NOR 49:18; 27, Graciela Mendoza MEX 49:46; 28, Hideko Hirayama JPN 49:50; 29, Emilia Cano ESP 50:11; 30, Nirva Hämäläinen FIN 52:03
Did not finish: Lorraine Jachno AUS, Barbara Kollorz FRG & Maria Grazia Orsani ITA
Disqualified: Guan Ping CHN & Olga Krishtop URS

Irina Strakhova coped best with the 86% humidity to take the first ever championship walking gold medal at this level. The 28 year-old Soviet raced conservatively, clocking 23:21 for the first half before coming home in 20:51. Even so, she was being led by Guan Ping, who was subsequently disqualified outside the stadium. The silver went to Saxby, who was in front at halfway in 22:32.

Several walkers collapsed close to the finish, victims of the difficult conditions.

Tokyo 1991

(Aug 24)

1,	Alina Ivanova	URS	42:57
2,	Madelein Svensson	SWE	43:13
3,	Sari Essayah	FIN	43:13
4,	Irina Strakhova	URS	43:40
5,	Kerry Saxby	AUS	44:02
6,	Graciela Mendoza	MEX	44:03
7,	Ileana Salvador	ITA	44:09
8,	Chen Yueling	CHN	44:11

9, Anna-Rita Sidoti ITA 44:18; 10, Beate Anders GER 44:35; 11, Katrin Born GER 44:39; 12, Katarzyna Radtke POL 44:42; 13, Maria Róza HUN 45:00; 14, Andrea Alföldi HUN 45:22; 15, Mari Cruz Díaz ESP 45:23; 16, Emilia Caño ESP 45:32; 17, Susana Feitór POR 45:37; 18, Maricela Chávez MEX 45:54; 19, Debbi Lawrence USA 45:58; 20, Betty Sworowski GBR 45:59; 21, Pascale Grand CAN 46:17; 22, Sun Yan CHN 46:21; 23, Andrea Brückmann GER 46:23; 24, Janice McCaffrey CAN 46:33; 25, Lynn Weik USA 46:49; 26, Ivana Brozmanová TCH 46:59; 27, Victoria Herazo USA 47:10; 28, Tina Poitras CAN 47:22; 29, Reyes Sobrino ESP 47:31; 30, Yuko Sato JPN 47:37; 31, Zuzana Zemkova TCH 47:41; 32, Kamila Holpuchová TCH 48:06; 33, Maria Luz Colín MEX 48:27; 34, Viera Toporek AUT 48:31; 35, Hideko Hirayama JPN 48:35; 36, Isilda Gonçalves POR 48:35; 37, Fusako Masuda JPN 48:52; 38, Helen Elleker GBR 48:56; 39, Julie Drake GBR 49:47; 40, Hasiati Lawole INA 50:26; 41, Magdalena Guzmán ESA 53:44
Disqualified: Yelena Sayko URS

The first gold medal of the Tokyo World Championships went to a woman who had been disqualified in 1991's other big walking event, the IAAF World Cup.

Alina Ivanova was one of a group of 10 at halfway, before making a break at 7Km. Chen tried to follow, but received two warnings and fell back. Ivanova was followed into the stadium by the Nordic pairing of Svensson and Essayah, with defending champion Strakhova next.

Stuttgart 1993

(Aug 14)

1,	Sari Essayah	FIN	42:59
2,	Ileana Salvador	ITA	43:08
3,	Encarna Granados	ESP	43:21
4,	Elisabetta Perrone	ITA	43:26
5,	Beate Anders	GER	43:28

6,	Katarzyna Radtke	POL	43:33
7,	Yelena Nikolayeva	RUS	43:47
8,	Yelena Sayko	RUS	43:56

9, Anna-Rita Sidoti ITA 44:13; 10, Maria Rószka HUN 44:17; 11, Susana Feitór POR 45:06; 12, Yelena Arshintseva RUS 45:17; 13, Tatyana Ragozina UKR 45:24; 14, Andrea Alföldi HUN 45:57; 15, Katrin Born GER 46:11; 16, Miriam Ramón ECU 46:13; 17, Natalya Misyulya BLR 46:22; 18, Lisa Sheridan IRL 46:31; 19, Yuko Sato JPN 46:41; 20, Ildiko Ilyés HUN 46:45; 21, Yuka Kamioka JPN 46:48; 22, Teresa Vaill USA 46:58; 23, Vicky Lupton GBR 47:03; 24, Alison Baker CAN 47:20; 25, Kamila Holpuchová TCH 47:24; 26, Yuliya Lisnik MDA 47:41; 27, Janice McCaffrey CAN 47:45; 28, María Colín MEX 47:51; 29, Verity Larby GBR 47:54; 30, Zuzana Zemková SVK 47:56; 31, Sonata Buksniénė LTU 48:03; 32, Liliana Bermeo COL 48:08; 33, Gabrielle Blythe AUS 48:23; 34, Tina Poitras CAN 48:24; 35, Simone Thust GER 48:38; 36, Hilde Gustafsen NOR 48:39; 37, Debbi Lawrence USA 48:53; 38, Kada Delic BIH 49:06; 39, Kjersti Tysse NOR 49:08; 40, Maricela Chavez MEX 49:18; 41, Linn Murphy NZL 49:24; 42, Julie Drake GBR 50:22; 43, Sara Standley USA 51:01; 44, Magdalena Guzman ESA 51:01; 45, Dounia Kara ALG 51:33; 46, Helen Low Guan Hoon SIN 54:07; 47, Perri Williams IRL 55:24

Disqualified: (r230.6a) Liu Hongyu CHN, Eva Machuca MEX, Madelein Svensson SWE, Yan Wang CHN & Kerry Saxby-Junna AUS

Did not start: Shushanik Dolmazyan ARM

The first of Stuttgart's golds, and the first of the Mercedes car prizes, went to a 26 year-old Finn who was walking in her third world championship. Nineteenth in 1987, third in 1991, Sari Essayah took the lead at around 7Km following the disqualification of Svensson, the 1991 silver medallist.

The Finn speeded up thereafter, and started lapping the field. The second half of the race took her just 21:05. It was no surprise to see the experienced Salvador take a silver, but Granados was an unexpected bronze medallist in a new Spanish record.

"It was an extraordinary race," said the winner. "When Madelein [Svensson] began pulling away I thought 'I must not let her go'. And then suddenly I was in the lead."

Gothenburg 1995

(Aug 11)

1,	Irina Stankina	RUS	42:13
2,	Elisabetta Perrone	ITA	42:16
3,	Yelena Nikolayeva	RUS	42:20
4,	Sari Essayah	FIN	42:20
5,	Larisa Ramazanova	RUS	42:25
6,	Rossella Giordano	ITA	42:26
7,	Maria Urbánik	HUN	42:34
8,	Liu Hongyu	CHN	42:46

9, Kerry Saxby-Junna AUS 43:06; 10, Beate Gummelt GER 43:15; 11, Gu Yan CHN 43:27; 12, Valentina Tsybulskaya BLR 43:34; 13, Annarita Sidoti ITA 44:06; 14, Olga Kardapoltseva BLR 44:07; 15, Michelle Rohl USA 44:17; 16, Encarna Granados ESP 44:19; 17, Susana Feitór POR 44:25; 18, Natalya Misyulya BLR 44:27; 19, Graciela Mendoza MEX 44:44; 20, Norica Cimpean ROU 44:46; 21, Tina Poitras CAN 45:02; 22, Teresa Vaill USA 45:02; 23, Aniko Szebenzsky HUN 45:03; 24, Debbi Lawrence USA 45:03; 25, Miriam Ramón ECU 45:04; 26, María Vasco ESP 45:05; 27, Anita Liepina LAT 45:12; 28, Maya Sazanova KAZ 45:13; 29, Simone Thust GER 45:24; 30, Janice McCaffrey CAN 45:41; 31, Francisca Martínez MEX 45:55; 32, Sonata Milusauskaitė LTU 45:55; 33, Deirdre Gallagher IRL 46:00; 34, Anne Manning AUS 46:04; 35, Lisa Langford GBR 46:06; 36, Marta Zukowska POL 46:14; 37, Rosario Sánchez MEX 46:54; 38, Kamila Holpuchová CZE 47:12; 39, Kada Delic BIH 47:43; 40, Kjersti Tysse NOR 47:57; 41, Giovanna Morejón BOL 48:18

Did not finish: Tatyana Ragozina UKR

Disqualified: (r230.6a) Katarzyna Radtke POL, Gao Hongmiao CHN & Kathrin Boyde GER

At 18 years 135 days, Stankina replaced Ismael Kirui as the youngest ever world champion of the time. She beat a strong field which produced the quickest times ever for places between third and fifteenth. Twelve walkers were in contention at halfway with Perrone forcing the pace (21:21 at 5Km).

The drama started in the final 2Km when Perrone, Stankina and World Cup winner Gao moved clear.

Gao was abruptly disqualified outside the stadium, leaving Stankina to win from Perrone and Nikolayeva, who suddenly and controversially caught the defending champion Essayah in the final two strides of the race.

10,000 Metres Walk Athens 1997

Final (Aug 7)

1,	Annarita Sidoti	ITA	42:55.49
2,	Olga Kardapoltseva	BLR	43:30.20
3,	Valentina Tsybulskaya	BLR	43:49.24
4,	Liu Hongyu	CHN	43:56.86
5,	Erica Alfridi	ITA	43:59.73
6,	Aniko Szebenzsky	HUN	44:14.94
7,	Gu Yan	CHN	44:24.17
8,	Anita Liepina	LAT	45:00.56

9, Yelena Nikolayeva RUS 45:01.90; 10, Elisabetta Perrone ITA 45:16.64; 11, Maria Urbánik-Rosza HUN 45:36.57; 12, Wang Yan CHN 46:21.69; 13, Svetlana Tolstaya KAZ 47:09.51; 14, Yuka Mitsumori JPN 47:24.22; Larisa Khmel'nitskaya BLR & Beate Gummelt GER DNF; Maya Sazonova KAZ DQ (r230.6a); Irina Stankina RUS DQ (r230.6a); Olga Panfyorova RUS DQ (r230.6a); Olimpiada Ivanova RUS DQ (r40.1) (43:07.63)

For the first and last time the women's walk was contested in these championships as a 10,000m track event; from 1999 it would be 20Km on the road. Sidoti, the 1990 European champion who only came into the Italian team as a reserve, became the smallest of all world champions (she is just 1.50m or 4ft 11in tall) as she led from the second kilometre onwards for victory in 42:55.49 ... somewhat quicker than the 45:02.8 which won the last men's Olympic race at this distance on the track in 1952! Sidoti covered the first half in 21:23.72, the second in 21:31.77. Defending champion Stankina, the only opponent to stay close to Sidoti after halfway, was disqualified at 8Km. Her Russian colleagues had a disastrous time also: Ivanova, who crossed the line in second place, was later stripped of her medal and banned for two years after testing positive for Stanazolol, and Olympic Champion Nikolayeva placed no higher than ninth.

First Round (First 8 & 4 fastest to final) (Aug 4)

Heat 1: 1, Liepina 44:07.88; 2, Urbánik-Rosza 44:13.76; 3, Kardapoltseva 44:16.00; 4, Nikolayeva 44:16.08; 5, Khmel'nitskaya 44:18.49; 6, Wang 44:18.50; 7, Sidoti 44:19.33; 8, Panfyorova 44:22.63; 9, Svetlana Tolstaya KAZ 44:32.34; 10, Graciela Mendoza MEX 44:51.81; 11, Susana Feitór POR 45:00.77; 12, Celia Marcén ESP 45:09.85; 13, Ildiko Ilyés HUN 45:18.02; 14, Ivonne Varas MEX 47:03.18; 15, Hanne Liland NOR 47:51.23; 16, Valérie Nadaud FRA 47:52.90; 17, Kathrin Boyde GER 48:01.28; 18, Hristina Kokotou GRE 48:52.36; 19, Aida Isayeva AZE 50:44.62; Geovana Irusta BOL DQ (r230.6a); Anastasia Baj MAS DQ (r230.6a)

Heat 2: 1, Alfridi 44:32.04; 2, Perrone 44:32.06; 3, Stankina 44:32.17; 4, Szebenzsky 44:32.22; 5, Tsybulskaya 44:32.24; 6, Liu 44:32.47; 7, Sazonova 44:33.48; 8, Gu 44:36.17; 9, Gummelt 44:37.78; 10, Mitsumori 44:43.99; 11, Tina Poitras CAN 45:18.76; 12, Jane Saville AUS 46:12.76; 13, Nathalie Fortain FRA 46:28.58; 14, Nora Leksir FRA 47:15.15; 15, Valentina Savchuk UKR 47:47.57; 16, Francisca Martínez MEX 48:29.81; 17, Miriam Ramón ECU 48:39.75; Cheng Tong Lean MAS DQ (r230.6a); Victoria Herazo USA DQ (r230.6a); Ivanova DQ (r40.1) (44:31.98)

20 Kilometres Walk Seville 1999

(Aug 27)

1,	Liu Hongyu	CHN	1:30:50
2,	Wang Yan	CHN	1:30:52
3,	Kerry Saxby-Junna	AUS	1:31:18
4,	Susana Feitór	POR	1:31:23
5,	Katarzyna Radtke	POL	1:31:34
6,	Erica Alfridi	ITA	1:32:04
7,	Jane Saville	AUS	1:32:13
8,	Maya Sazonova	KAZ	1:32:19

9, Kjersti Plätzer NOR 1:32:42; 10, María Vasco ESP 1:33:35; 11, Claudia Iovan ROU 1:33:46; 12, Yelena Nikolayeva RUS 1:34:10; 13, Hristina Deskou GRE 1:34:39; 14, Natalya Misyulya BLR 1:35:03; 15, Gao Hongmiao CHN 1:35:07; 16, Yuan Yufang MAS 1:35:31; 17, Irina Stankina RUS 1:35:42; 18, Kristina Saltanovic LTU 1:35:51; 19, Svetlana Tolstaya KAZ 1:35:54; 20, Nora Leksir FRA 1:36:17; 21, Elisabetta Perrone ITA 1:36:24; 22, Mária Urbanik-Rosza HUN 1:36:48; 23, Fatih Ouali FRA 1:36:57; 24, Yuka Mitsumori JPN 1:37:13; 25, María Guadalupe MEX 1:37:31; 26, Teresa Linares ESP 1:37:51; 27, Rossella Giordano ITA 1:38:06; 28, Aniko Szebenzsky HUN 1:38:27; 29, Jolanta Dukure LAT 1:38:34; 30, Sonata Milusauskaitė LTU 1:39:56; 31, Susan Armenta USA 1:40:20; 32, Gillian O'Sullivan IRL 1:40:33; 33, Melanie Seeger GER 1:40:51; 34, María del Rosario Sánchez MEX 1:41:04; 35, Teresita Collado GUA 1:41:12; 36, Geovana Irusta BOL 1:41:17; 37, Hristina Kokotou GRE 1:42:50; 38, Danielle Kirk USA 1:43:27; 39, Kim Mi-Jung KOR 1:46:36

Did not finish: Larisa Khmel'nitskaya BLR, Celia Marcén ESP, Mónica Pesti HUN, Annarita Sidoti ITA, Norica Cimpean ROU, Susan Vermeulen RSA & Valentina Savchuk UKR

Disqualified: (r230.6a) Olga Kardopoltseva BLR, Ivis Martínez ESA, Graciela Mendoza MEX, Natalya Fedoskina RUS & Joanne Dow USA

China's only medals of the championships came here as Liu Hongyu and Wang Yan entered the stadium well clear of the rest and just two strides apart. Covering the final 5 kilometres in a vicious 22:11, Liu (24) won the inaugural world title at this distance. She had already won the World Cup race earlier in the year in 1:27:32, just 2 sec outside the world record she shared. Wang, who became the youngest ever world record breaker when setting 5000m figures in 1986, aged 14, added a silver to her Olympic bronze of 1996.

The bronze went to a real veteran in 38 year-old Junna-Saxby, 12 years after taking silver; although she thought she was fourth when she finished. Fedoskina, who set a world junior best of 1:27:35 for second in the World Cup, was disqualified when in third place just seven minutes from the finish, while defending champion Sidoti was a non-finisher due to stomach trouble.

Edmonton 2001

(Aug 9)

1,	Olimpiada Ivanova	RUS	1:27:48
2,	Valentina Tsybul'skaya	BLR	1:28:49
3,	Elisabetta Perrone	ITA	1:28:56
4,	Erica Alfridi	ITA	1:29:48
5,	Maria Vascó	ESP	1:30:19
6,	Norica Cimpean	ROU	1:30:39
7,	Melanie Seeger	GER	1:30:41
8,	Annarita Sidoti	ITA	1:31:40

9, Guadalupe Sánchez MEX 1:32:27; 10, Victoria Palacios MEX 1:33:52; 11, Athiná Papagianni GRE 1:34:56; 12, Nevena Mineva-Dimitrova BUL 1:35:18; 13, Olive Loughnane IRL 1:35:24; 14, Kim Mi-Jung KOR 1:35:30; 15, Vira Zozulya UKR 1:35:32; 16, Geovana Iruستا BOL 1:36:50; 17, Anne Haaland Simonsen NOR 1:37:11; 18, Sonata Milusauskaitė LTU 1:37:33; 19, Debbi Lawrence USA 1:37:57; 20, Karen Foan CAN 1:38:09; 21, Sofia Aoivola POR 1:39:10; 22, Mara Ibañez MEX 1:39:26; 23, Fatiha Ouali FRA 1:40:16; 24, Kaori Nikaido JPN 1:40:57; 25, Jill Zenner USA 1:42:43; 26, Teresita Collado GUA 1:42:43; 27, Angela Keogh NFI 2:08:46

Disqualified: (r230.6a) Natalya Fedoskina RUS, Susana Feitór POR, Ines Henriques POR, Hristina Kokótou GRE, Liu Hongyu CHN, Yelena Nikolayeva RUS, Gillian O'Sullivan IRL, Kjersti Plätzer NOR, Michelle Rohl USA, Jane Saville AUS, Kerry Saxby-Junna AUS, Maya Sazonova KAZ, Sun Chunfang CHN, Ryoko Tadamasu JPN & Svetlana Tolstaya KAZ

Ivanova, disqualified after winning silver in 1997, climbed to the top of the walking tree in 2001 with a world best of 1:24:50 before winning in Edmonton. She won by more than one minute was testimony to the high disqualification rate; a third of the starters were red-carded, though Ivanova herself never received a single warning despite leading all the way. Tsybul'skaya was a clear second and in third place Perrone and Plätzer crossed the line together. Perrone was given the verdict over the Norwegian, who was disqualified anyway.

Paris 2003

(Aug 24)

1,	Yelena Nikolayeva	RUS	1:26:52
2,	Gillian O'Sullivan	IRL	1:27:34
3,	Valentina Tsybul'skaya	BLR	1:28:10
4,	Tatyana Gudkova	RUS	1:28:53
5,	Claudia Stef	ROU	1:29:09
6,	Rossella Giordano	ITA	1:29:14
7,	Athanasía Tsoumeléka	GRE	1:29:34
8,	Melanie Seeger	GER	1:29:44

9, Susana Feitór POR 1:30:15; 10, Elisa Rigaudó ITA 1:30:34; 11, Jane Saville AUS 1:30:51; 12, Olive Loughnane IRL 1:30:53; 13, Xu Aihui CHN 1:31:34; 14, Kristina Saltanovic LTU 1:32:13; 15, Vera Santos POR 1:32:43; 16, Sonata Milusauskaitė LTU 1:32:58; 17, Vira Zozulya UKR 1:33:34; 18, Geovana Iruستا BOL 1:33:42; 19, Fatiha Ouali FRA 1:34:01; 20, Sabine Zimmer GER 1:34:08; 21, Barbora Dibelková CZE 1:34:44; 22, Svetlana Tolstaya KAZ 1:35:11; 23, Daniela Cirlan ROU 1:36:02; 24, Joanne Dow USA 1:36:32; 25, Ryoko Tadamasu JPN 1:38:00; 26, Gabrielle Gorst NZL 1:38:51; 27, Monica Svensson SWE 1:39:21; 28, Teresita Collado GUA 1:41:19

Did not finish: Maite Gargallo ESP, Olimpiada Ivanova RUS, Elisabetta Perrone ITA, Rosario Sánchez MEX & Maria Vascó ESP

Disqualified: (r230.6a) Olga Kardopoltseva BLR, Gao Kelian CHN, Song Hongjuan CHN, Mari Cruz Díaz ESP, Kim Mi-jung KOR, Yufang Yuan MAS, Kjersti Plätzer NOR, Norica Cimpean ROU & Natalya Fedoskina RUS

At her seventh attempt, Nikolayeva became World Champion. The 37 year-old had won a bronze medal (at 10K) in 1995, the year before becoming Olympic Champion. She won in Paris with a championship record and no warnings.

After the first two laps (5K), the Russian was a close third behind O'Sullivan and Perrone. By 10K, she had a 20-second lead which had more than doubled by 15K. O'Sullivan was a clear second from Gudkova, Giordano and Tsybul'skaya. The Belarussian came through for the bronze in a new national record. The 2001 winner Ivanova led out of the stadium but retired after six minutes clutching an injured hamstring.

Helsinki 2005

(Aug 7)

1,	Olimpiada Ivanova	RUS	1:25:41
2,	Rita Turova	BLR	1:27:05
3,	Susana Feitór	POR	1:28:44
4,	Maria Vascó	ESP	1:28:51
5,	Barbora Dibelková	CZE	1:29:05
6,	Athiná Papayianni	GRE	1:29:21
7,	Elisa Rigaudó	ITA	1:29:52
8,	Claudia Stef	ROU	1:30:07

9, Song Hongjuan CHN 1:30:32; 10, Yuliya Voyevodina RUS 1:30:34; 11, Melanie Seeger GER 1:31:00; 12, Kristina Saltanovic LTU 1:31:23; 13, Elena Ginko BLR 1:31:36; 14, Ana Maria Groza ROU 1:31:48; 15, Vera Santos POR 1:32:17; 16, Maite Gargallo ESP 1:32:24; 17, Svetlana Tolstaya KAZ 1:32:40; 18, Tatyana Gudkova RUS 1:33:05; 19, Geovana Iruستا BOL 1:33:19; 20, Jane Saville AUS 1:33:44; 21, Cheryl Webb AUS 1:33:58; 22, Jolanta Dukure LAT 1:34:24; 23, Sabine Zimmer GER 1:34:24; 24, Maria Galková SVK 1:34:38; 25, Gisella Orsini ITA 1:35:05; 26, Vira Zozulya UKR 1:35:12; 27, Inês Henriques POR 1:35:44; 28, Maria José Poves ESP 1:36:12; 29, Kim Mi-jung KOR 1:37:01; 30, Sonata Milusauskaitė LTU 1:37:17; 31, Mayumi Kawasaki JPN 1:37:30; 32, Monica Svensson SWE 1:38:11; 33, Graciela Mendoza MEX 1:39:56; 34, Mabel Oncebay PER 1:40:46; 35, Outi Sillanpää FIN 1:41:03

Did not finish: Natalya Misyulya BLR, Wang Liping CHN, Miriam Ramón ECU, Sachiko Konishi JPN, Yelena Nikolayeva RUS & Teresa Vaill USA DNF

Disqualified: (r230.6a) Gulnara Mammadova AZE, Jiang Jing CHN, Cristina Lopez ESA, Athanasía Tsoumeléka GRE, Evelyn Nuñez GUA, Olive Loughnane IRL

Ivanova, holder of the fastest-ever time (an unrated 1:24:50 in 2001), and teenager Jiang were the early leaders. They passed 5Km in 21:43. Jiang dropped back and was disqualified before halfway, leaving Ivanova (42:54) with a yawning lead of more than a minute over Turova (43:59). Ivanova kept piling on the pace passing 15Km in 64:05 (another 21:11 split), before finishing in an official world record of 1:25:41, beating the Belarussian by 1:25. Feitór won the bronze medal with seven seconds to spare from the fast-closing Vascó. It had not been a good day for Olympic Champions, as 2004 winner Athanasía Tsoumeléka was disqualified when in fourth place with 4Km to go, while defending champion and 1996 Olympic Champion Nikolayeva failed to finish. The youthful-looking Ivanova, mother of a 15 year-old daughter, was the only one of the top six not to set a personal best, yet ironically her record netted her a \$100,000 bonus to go with the \$60,000 awarded to each individual winner in Helsinki.

Osaka 2007

(Aug 31)

1,	Olga Kaniskina	RUS	1:30:09
2,	Tatyana Shemyakina	RUS	1:30:42
3,	María Vasco	ESP	1:30:47
4,	Kjersti Plätzer	NOR	1:31:24
5,	Susana Feitór	POR	1:32:01
6,	Claudia Stef	ROU	1:32:47
7,	Inês Henriques	POR	1:33:06
8,	Sabine Zimmer	GER	1:33:23

9, Tatyana Sibileva RUS 1:33:29; 10, Mayumi Kawasaki JPN 1:33:35; 11, Vera Santos POR 1:34:28; 12, Maria José Poves ESP 1:35:06; 13, Beatriz Pascual ESP

1:35:13; 14, Melanie Seeger GER 1:35:30; 15, Song Hongjuan CHN 1:35:44; 16, Yelena Ginko BLR 1:35:59; 17, Olive Loughnane IRL 1:36:00; 18, Zuzana Malíková SVK 1:36:26; 19, Liu Hong CHN 1:36:40; 20, Barbora Dibelková CZE 1:36:45; 21, Marie Polli SUI 1:36:54; 22, Sonata Milusauskaitė LTU 1:37:28; 23, Sylwia Korzeniowska POL 1:37:38; 24, Mária Gáliková SVK 1:38:54; 25, Johanna Jackson GBR 1:39:34; 26, Kim Mi-Jung KOR 1:41:33; 27, Masumi Fuchise JPN 1:41:49; 28, Svetlana Tolstaya KAZ 1:41:54; 29, Yadira Guamán ECU 1:42:17; 30, Tania Spindler BRA 1:43:56; 31, Sandra Zapata COL 1:44:42; 32, Yeliz Ay TUR 1:45:52; 33, Geovana Irueta BOL 1:47:15

Did not finish: Jiang Jing CHN; Athanasia Tsoumeléka GRE; Elisa Rigauda ITA; Jolanta Dukure LAT; Olimpiada Ivanova RUS

Disqualified: Jane Saville AUS; Miriam Ramón ECU; Ryoko Sakakura JPN; Teresa Vaill USA

In wet, hot (29°C) and humid (70%) conditions, Kaniskina dominated the event, leading Shemyakina by 20 seconds at 5Km (22:21), and almost doubling the margin to 44 seconds at halfway (44:33). Shemyakina was, in turn, almost half a minute clear of Vasco (45:53). The order remained the same for the rest of the race, with Kaniskina slowing up only in the last quarter, covered in 23:23. She won by 33 seconds from Shemyakina, while Vasco closed up to finish only five seconds behind the number two Russian. Fastest of all in the closing stages was Plätzer, whose final 5Km took just 22:38. The European Champion from Belarus, Rita Turova, had two sub 1:28 clockings in 2007 and the European Cup title under her belt, but scratched from the event for medical reasons.

10 & 20 KILOMETRES, 10,000 METRES WALK

Multiple Medallists:

3	Valentina Tsybul'skaya	BLR	97-3, 01-2, 03-3
2	Kerry Saxby	AUS	87-2, 99-3
	Sari Essajah	FIN	91-3, 93-1
	Yelena Nikolayeva	RUS	95-3, 03-1
	Elisabetta Perrone	ITA	95-2, 01-3
	Olimpiada Ivanova	RUS	01-1, 05-1

Most Finals/Placings in Top Eight:

5	Nikolayeva	URS/RUS	87-5, 93-7, 95-3, 97-9, 03-1
4	Perrone	ITA	93-4, 95-2, 97-10, 01-3

Most Appearances:

9	Susana Feitór	POR	91-17, 93-11, 95-17, 97-11h1, 99-4, 01-dq, 03-9, 05-3, 07-5
8	Nikolayeva		87-5, 93-7, 95-3, 97-9, 99-12, 01-dq, 03-1, 05-dnf

National Placings:

	1	2	3	4	5	6	7	8	Points
RUS	5	1	1	1	1	-	1	1	65
ITA	1	2	1	2	1	3	2	1	56
BLR	-	3	2	-	-	-	-	-	33
CHN	1	1	1	1	-	-	2	2	32
ESP	-	-	2	2	1	-	-	-	26
URS	2	-	-	1	1	-	-	-	25
FIN	1	-	1	1	-	-	-	-	19
AUS	-	1	1	-	1	-	1	-	19
POR	-	-	1	1	1	-	1	-	17
ROU	-	-	-	-	1	2	-	1	11
SWE	-	1	-	-	-	1	-	-	10
GER	-	-	-	-	1	-	1	2	8
IRL	-	1	-	-	-	-	-	-	7
POL	-	-	-	-	1	1	-	-	7
NOR	-	-	-	1	-	-	-	-	5
GRE	-	-	-	-	-	1	1	-	5
HUN	-	-	-	-	-	1	1	-	5
CZE	-	-	-	-	1	-	-	-	4
MEX	-	-	-	-	-	1	-	-	3
CAN	-	-	-	-	-	-	-	1	1
KAZ	-	-	-	-	-	-	-	1	1
LAT	-	-	-	-	-	-	-	1	1
Totals	10	10	10	10	10	10	10	10	360

5,	Canada	43.05
6,	USSR	43.22
7,	France	43.40
8,	Czechoslovakia	43.78

With the United States team – minus Evelyn Ashford – missing the final after nearly dropping the baton, the GDR looked unbeatable.

However, in the final, Silke Gladisch committed a false start, and at the second time of asking Canada were away best. On the second leg, the GDR took control through Marita Koch and individual champion Marlies Göhr had a decisive lead on the final changeover.

The real battle was for the silver and bronze. On the outside lane, Britain's Shirley Thomas sprinted clear of Bulgaria and just held off Jamaica's Merlene Ottey for second place.

Teams:

GDR	Silke Gladisch, Marita Koch, Ingrid Auerswald, Marlies Göhr
GBR	Joan Baptiste, Kathy Cook, Beverley Callender, Shirley Thomas
JAM	Leleith Hodges, Jacqueline Pusey, Juliet Cuthbert, Merlene Ottey
BUL	Ginka Zagorcheva, Aneliya Nuneva, Nadezhda Georgieva, Pepa Pavlova
CAN	Angela Bailey, Marita Payne, Tanya Brothers, Molly Killingbeck
URS	Lyudmila Kondratyeva, Yelena Vinogradova, Irina Olkhovnikova, Olga Antonova
FRA	Marie-France Loyal, Marie-Christine Cazier, Rose-Aimée Bacoul, Liliane Gaschet
TCH	Jarmila Strejcková, Stepánka Sokolová, Radislava Soborová, Eva Murková

First round (First 3 & 2 fastest to final) (Aug 10)

Heat 1: 1, Great Britain & NI 43.06; 2, Bulgaria 43.19; 3, USSR 43.51; 4, Czechoslovakia 43.89; (Non-qualifiers) 5, FRG 44.21; 6, Italy 44.46; 7, Finland 44.77; 8, Denmark 45.04

Teams:

GBR	Joan Baptiste, Kathy Cook, Beverley Callender, Shirley Thomas
BUL	Ginka Zagorcheva, Aneliya Nuneva, Nadezhda Georgieva, Pepa Pavlova
URS	Lyudmila Kondratyeva, Yelena Vinogradova, Irina Olkhovnikova, Olga Antonova
TCH	Jarmila Strejcková, Stepánka Sokolová, Radislava Soborová, Eva Murková
FRG	Monika Hirsch, Elke Vollmer, Michaela Schabinger, Ute Thimm
ITA	Carla Mercurio, Erika Rossi, Daniela Ferrian, Marisa Masullo
FIN	Sisko Markkanen, Helinä Marjamaa, Margaretta Honkajarju, Riitta Ketonen
DEN	Britt Hansen, Helle Theil, Lisbet Nissen-Petersen, Dorthe A. Rasmussen

Heat 2: 1, GDR 42.59; 2, Jamaica 43.10; 3, France 43.52; 4, Canada 44.19; (Non-qualifiers) 5, United States 44.20; 6, Bahamas 44.76; 7, Ghana 47.51

Teams:

GDR	Silke Gladisch, Marita Koch, Ingrid Auerswald, Marlies Göhr
JAM	Leleith Hodges, Jacqueline Pusey, Juliet Cuthbert, Merlene Ottey
FRA	Marie-France Loyal, Marie-Christine Cazier, Rose-Aimée Bacoul, Liliane Gaschet
CAN	Angela Bailey, Marita Payne, Tanya Brothers, Molly Killingbeck
USA	Alice Brown, Diane Williams, Chandra Cheeseborough, Randy Givens
BAH	Shonel Ferguson, Pauline Davis, Welma Colebrooke, Oralee Fowler
GHA	Grace Armah, Mercy Addy, Elizabeth Wilson, Mary Mensah

Rome 1987

Final (Sep 6)

1,	United States	41.58
2,	GDR	41.95
3,	USSR	42.33
4,	Bulgaria	42.71
5,	FRG	43.20
6,	Cuba	43.66
7,	France	43.75
	Canada	DQ (43.26)

The GDR faced tough opposition from the USA, and their cause was not helped by the injury to Heike Drechsler the day before the heats. The world 200m record holder was unable to take her place on the team. The GDR won their heat but were precisely one second slower than the USA's time in the other preliminary race.

In the final, the GDR took the lead on the first leg through individual winner Gladisch. Oschkenat kept that advantage down the back-straight, but the United States went in front after a scintillating bend by the glamorous Florence Griffith.

4 x 100 Metres Relay

Helsinki 1983

Final (Aug 10)

1,	GDR	41.76
2,	Great Britain & NI	42.71
3,	Jamaica	42.73
4,	Bulgaria	42.93

Pam Marshall extended the US lead on the anchor, running away from Marlies Göhr.

Teams & splits where known:

USA	Alice Brown, Diane Williams, Florence Griffith, Pam Marshall 10.11
GDR	Silke Gladisch, Cornelia Oschkenat, Kerstin Behrendt, Marlies Göhr 10.41
URS	Irina Slyusar, Natalya Pomoshchnikova, Natalya German, Olga Antonova
BUL	Ginka Zagorcheva, Aneliya Nuneva, Nadezhda Georgieva, Valya Demireva
FRG	Silke Knoll, Ulrike Sarvari, Andrea Thomas, Ute Thimm
CUB	Eusebia Riquelme, Aliuska López, Susana Armenteros, Liliana Allen
FRA	Françoise Philippe, Marie-Christine Cazier, Laurence Bily, Muriel Leroy
CAN	Angela Bailey, Angela Phipps, Angella Issajenko, Keturah Anderson

First round (First 3 & 2 fastest to final) (Sep 5)

Heat 1: 1, GDR 42.96; 2, FRG 43.32; 3, Bulgaria 43.50; (Non-qualifiers) 4, Nigeria 43.95; 5, Ghana 44.28; Brazil DNS; Canada (41.1) (43.30) qualified for final but disqualified in retrospect

Teams:

GDR	Silke Gladisch, Cornelia Oschkenat, Kerstin Behrendt, Marlies Göhr
FRG	Silke Knoll, Ulrike Sarvari, Andrea Thomas, Ute Thimm
BUL	Ginka Zagorcheva, Aneliya Nuneva, Nadezhda Georgieva, Valya Demireva
NGR	Beatrice Utondu, Tina Iheagwam, Mary Onyali, Falilat Ogunkoya
GHA	Mercy Addy, Dinah Yankey, Cynthia Quartey, Martha Appiah
BRA	Inés Ribeiro, Claudilea dos Santos, Sheila dos Santos, Cleide Amaral
CAN	Angela Bailey, Angela Phipps, Angella Issajenko DQ, Keturah Anderson

Heat 2: 1, United States 41.96; 2, USSR 42.47; 3, Cuba 43.53; 4, France 43.59; (Non-qualifiers) 5, Great Britain & NI 44.21; 6, Italy 44.49; 7, India 46.32

Teams:

USA	Alice Brown, Diane Williams, Florence Griffith, Pam Marshall
URS	Irina Slyusar, Natalya Pomoshchnikova, Natalya German, Olga Antonova
CUB	Eusebia Riquelme, Aliuska López, Susana Armenteros, Liliana Allen
FRA	Françoise Leroux, Marie-Christine Cazier, Laurence Bily, Muriel Leroy
GBR	Eleanor Cohen, Joan Baptiste, Wendy Hoyte, Paula Dunn
ITA	Rita Angotzi, Patrizia Lombardo, Annarita Balzani, Marisa Masullo
IND	Ashwini Nachappa, Vandana Shanbag, Sany Joseph, Vandana Rao

Tokyo 1991**Final (Sep 1)**

1,	Jamaica	41.94
2,	USSR	42.20
3,	Germany	42.33
4,	Nigeria	42.77
5,	France	43.34
6,	Cuba	43.75
7,	Italy	43.76
8,	Australia	43.79

The United States' chequered record in this event continued when their baton was dropped on the first changeover in the heats. This meant that the great Evelyn Ashford missed her final chance for a World Championship medal. The title went to a country which had more than its fair share of relay troubles in the past – Jamaica.

Germany – after an easy 41.91 in the heats – were favourites to win the final. Breuer and Krabbe gave their team an expected lead. They lost some of this on the third leg, but their hopes of winning vanished when anchor runner Heike Drechsler started too early. She had to slow down and look round to collect the baton before the end of the zone. In the process, she lost the advantage she needed over the USSR and Jamaica.

Privalova hit the front, only to be passed by the long-striding Ottey. After her disappointment in the individual events, this was one of the most popular victories in Tokyo.

Teams:

JAM	Dahlia Duhaney, Juliet Cuthbert, Beverley McDonald, Merlene Ottey
URS	Natalya Kovtsun, Galina Malchugina, Yelena Vinogradova, Irina Privalova
GER	Grit Breuer, Katrin Krabbe, Sabine Richter, Heike Drechsler
NGR	Beatrice Utondu, Rufina Ubah, Christy Opara-Thompson, Mary Onyali
FRA	Laurence Bily, Maguy Nestoret, Valérie Jean-Charles, Marie-José Pérec
CUB	Eusebia Riquelme, Aliuska López, Julia Duporty, Liliana Allen
ITA	Marisa Masullo, Donatella Dal Bianco, Daniela Ferriani, Rossella Tarolo
AUS	Monique Dunstan, Kathy Sambell, Melissa Moore, Kerry Johnson

First round (First 3 & 2 fastest to final) (Aug 31)

Heat 1: 1, Jamaica 42.63; 2, Nigeria 42.72; 3, USSR 42.78; 4, France 43.05; 5, Australia 43.34; (Non-qualifiers) 6, Great Britain & NI 43.43; 7, Bulgaria 44.17

Teams:

JAM	Dahlia Duhaney, Juliet Cuthbert, Beverley McDonald, Merlene Frazer
NGR	Beatrice Utondu, Rufina Ubah, Christy Opara-Thompson, Mary Onyali
URS	Natalya Kovtsun, Galina Malchugina, Yelena Vinogradova, Irina Privalova
FRA	Laurence Bily, Maguy Nestoret, Valérie Jean-Charles, Marie-José Pérec
AUS	Monique Dunstan, Kathy Sambell, Melissa Moore, Kerry Johnson
GBR	Stephanie Douglas, Beverly Kinch, Simmone Jacobs, Paula Thomas
BUL	Petya Pendareva, Tsvetanka Ilieva, Nadezhda Georgieva, Valya Demireva Valova

Heat 2: 1, Germany 41.91; 2, Cuba 43.31; 3, Italy 43.71; (Non-qualifiers) 4, Finland 43.73; 5, Spain 44.08; 6, Japan 44.85; United States DNF

Teams:

GER	Grit Breuer, Katrin Krabbe, Sabine Richter, Heike Drechsler
CUB	Eusebia Riquelme, Aliuska López, Julia Duporty, Liliana Allen
ITA	Marisa Masullo, Donatella Dal Bianco, Daniela Ferriani, Rossella Tarolo
FIN	Maeja Tennivaara, Sisko Hanhijoki, Sanna Hernesniemi, Miina Painilainen
ESP	Patricia Morales, Cristina Castro, Carmen García, Sandra Myers
JPN	Noriko Masaki, Kazue Kakinuma, Toshie Kitada, Ayako Nomura
USA	Carlette Guidry, Esther Jones, Dannette Young, Evelyn Ashford

Stuttgart 1993**Final (Aug 22)**

1,	Russia	41.49
2,	United States	41.49
3,	Jamaica	41.94
4,	France	42.67
5,	Germany	42.79
6,	Cuba	42.89
7,	Finland	43.37
8,	Great Britain & NI	43.86

Gail Devers was involved in a photo-finish yet again, but this time her famed dip was not enough to take gold. The Russian team, including three 200m finalists, led with the United States and Jamaica for the first half of the race. The Jamaicans fell back on the third leg while the leading two teams handed over together. The anchor leg brought Devers (lane 3) against Privalova (lane 4). Devers looked as if she might sprint clear, but the Russian refused to be beaten.

Just as in the individual final, the slow-motion replays and photo-finish displays did not identify the winner. Russia were eventually confirmed as the champions. "I was so nervous over the last 20m I shut my eyes," said Privalova. "I didn't know we had won and it seemed like hours rather than minutes before the result was announced."

In third place, Jamaica duplicated their winning time from Tokyo and Merlene Ottey won her 10th world championship medal.

Teams & splits where known:

RUS	Olga Bogoslovskaya, Galina Malchugina, Natalya Voronova, Irina Privalova 9.89
USA	Michelle Finn, Gwen Torrence, Wendy Vereen, Gail Devers 9.86
JAM	Michelle Freeman, Juliet Campbell, Nikole Mitchell, Merlene Ottey
FRA	Patricia Girard, Odiah Sidibé, Valérie Jean-Charles, Marie-José Pérec
GER	Andrea Philipp, Bettina Zipp, Silke Knoll, Melanie Paschke
CUB	Miriam Ferrer, Aliuska López, Julia Deporte, Liliana Allen
FIN	Anu Pirttimaa, Sisko Hanhijoki, Sanna Hernesniemi, Marja Salmela
GBR	Marcia Richardson, Beverly Kinch, Simmone Jacobs, Paula Thomas

First round (First 3 and 2 fastest to final) (Aug 21)

Heat 1: 1, United States 42.34; 2, Jamaica 42.40; 3, Germany 42.81; 4, Finland 43.63; (Non-qualifiers) 5, Chinese Taipei 44.59; 6, Thailand 44.85

Teams:

USA	Michelle Finn, Sheila Echols, Wendy Vereen, Gail Devers
JAM	Michelle Freeman, Dahlia Duhaney, Nikole Mitchell, Juliet Campbell
GER	Andrea Philipp, Bettina Zipp, Silke Knoll, Melanie Pachke
FIN	Anu Pirttimaa, Sisko Hanhijoki, Sanna Hernesniemi, Marja Salmela
TPE	Kao Yu-Chuan, Chen Shu-Chen, Hsu Pei-Chin, Wang Huei-Chen
THA	Naprat Suajongprue, Dokjun Dokdung, Ratjai Sripet, Kwuanfha Inchareon

Heat 2: 1, Russia 42.39; 2, France 43.31; 3, Cuba 43.48; 4, Great Britain & NI 43.65; (Non-qualifier) 5, Canada 44.36

Teams:

RUS	Olga Bogoslovskaya, Galina Malchugina, Natalya Voronova, Marina Trandenkova
FRA	Patricia Girard, Odiah Sidibé, Valérie Jean-Charles, Marie-José Pérec
CUB	Miriam Ferrer, Idalmis Bonne, Julia Duporty, Liliana Allen
GBR	Marcia Richardson, Beverly Kinch, Simmone Jacobs, Paula Thomas
CAN	Camille Noel, Stacey Bowen, Sonia Paquette, Donald Duprey

Gothenburg 1995**Final (Aug 13)**

1, United States	42.12
2, Jamaica	42.25
3, Germany	43.01
4, Bahamas	43.14
5, France	43.35
6, Finland	44.46
7, Colombia	44.61
Russia	DNF

This event was given an extra edge after Torrence's 200m disqualification, from which Ottey was the main beneficiary. The two would each run the anchor leg.

It was Germany who got the best start. The USA and Jamaica had excellent third legs and both Ottey and Torrence received their batons simultaneously. The USA had the sharper exchange, giving Torrence an advantage which she held despite a determined effort by Ottey. The Jamaican's silver was a record 13th World Championship medal.

"We are a great team despite the fact that we couldn't practise very much," said Torrence.

Teams:

USA	Celena Mondie-Milner, Carlette Guidry, Chryste Gaines, Gwen Torrence
JAM	Dahlia Duhaney, Juliet Cuthbert, Beverly McDonald, Merlene Ottey
GER	Melanie Paschke, Silke Lichtenhagen, Silke Knoll, Gabriele Becker
BAH	Eldece Clarke, Debbie Ferguson, Savatheda Fynes, Pauline Davis
FRA	Odile Singa, Frédérique Bangué, Patricia Girard, Delphine Combe
FIN	Jutta Kemila, Sanna Hernesniemi, Heidi Suomi, Heli Koivula
COL	Elia Mera, Felipa Palacios, Patricia Rodríguez, Mirtha Brock
RUS	Natalya Voronova, Galina Malchugina, Marina Trandenkova, Yekaterina Leshchova

First round (First 3 & 2 fastest to final) (Aug 12)

Heat 1: 1, United States 42.44; 2, France 42.56; 3, Bahamas 42.74; 4, Finland 43.71; (Non-qualifiers) 5, Chinese Taipei 45.18; Cuba & Cameroon DQ (r170.14)

Teams:

USA	Celena Mondie-Milner, Carlette Guidry, Chryste Gaines, D'Andre Hill
FRA	Odile Singa, Frédérique Bangué, Patricia Girard, Delphine Combe
BAH	Eldece Clarke, Debbie Ferguson, Savatheda Fynes, Pauline Davis
FIN	Jutta Kemila, Sanna Hernesniemi, Heidi Suomi, Heli Koivula
TPE	Hsu Pei-Chin, Liu Shu-Hua, Chen Shu-Chen, Wang Hwei-Chen
CUB	Idalia Echevarría, Aliuska López, Virgen Benavides, Liliana Allen
CMR	Léonie Mani, Georgette Nkoma, Agnès Egbé, Sylvie Mballa Eloundou

Heat 2: 1, Jamaica 42.36; 2, Russia 42.49; 3, Germany 42.83; 4, Colombia 43.42; (Non-qualifiers) 5, Great Britain & NI 43.90; Italy ITA DNF

Teams:

JAM	Michelle Freeman, Dahlia Duhaney, Beverly McDonald, Merlene Ottey
RUS	Natalya Voronova, Galina Malchugina, Marina Trandenkova, Yekaterina Leshchova
GER	Melanie Paschke, Silke Lichtenhagen, Silke Knoll, Gabriele Becker
COL	Elia Mera, Felipa Palacios, Patricia Rodríguez, Mirtha Brock
GBR	Marcia Richardson, Catherine Murphy, Simone Jacobs, Paula Thomas
ITA	Carla Tuzzi, Rossella Farina, Laura Ardissonne, Manuela Levorato

Athens 1997**Final (Aug 9)**

1, United States	41.47
2, Jamaica	42.10
3, France	42.21
4, Germany	42.44
5, Russia	42.50
6, Bahamas	42.77
7, Nigeria	43.27
8, PR of China	43.32

The fastest ever heat time of 41.52 by the Americans suggested the GDR's 1985 world record of 41.37 would be in danger in the final, but the squad had to be content with victory in history's second quickest time of 41.47. Anchored by Devers in 9.86 for her flying 100, the USA won by a good six metres over an Ottey-less Jamaica with France (sans Pérec) setting a national record in third place. The most disappointed team must have been that from Bahamas; their winning heat time of

42.19 would have sufficed for a medal but a bungled baton change put them down to sixth in the final.

Teams:

USA	Chryste Gaines, Marion Jones, Inger Miller, Gail Devers 9.86
JAM	Beverly McDonald, Merlene Frazer, Juliet Cuthbert, Beverly Grant
FRA	Patricia Girard, Christine Arron, Delphine Combe, Sylviane Félix
GER	Melanie Paschke, Esther Möller, Birgit Rockmeier, Andrea Philipp
RUS	Olga Povtaryova, Galina Malchugina, Marina Trandenkova, Yekaterina Leshchova
BAH	Eldece Clarke, Savatheda Fynes, Debbie Ferguson, Pauline Davis
NGR	Beatrice Otundu-Okoye, Endurance Ojokolo, Angie Atede, Falilat Ogunkoya
CHN	Pei Fang, Yan Jiankui, Liu Xiaomei, Li Xuemei

First Round (First 3 & 2 fastest to final) (Aug 8)

Heat 1: 1, United States 41.52; 2, France 42.53; 3, Nigeria 43.00; (Non-qualifiers) 4, Greece 43.15; 5, Australia 43.21; 6, Brazil 43.89; 7, Italy 44.16; Ukraine DQ (r170.14) (43.87)

Teams:

USA	Chryste Gaines, Marion Jones, Inger Miller, Gail Devers
FRA	Frédérique Bangué, Christine Arron, Delphine Combe, Sylviane Félix
NGR	Beatrice Otundu-Okoye, Endurance Ojokolo, Angie Atede, Chioma Ajunwa
GRE	Maria Tsoni, Katerina Koffa, Marina Vasarmidou, Katerina Thánou
AUS	Nova Peris-Kneebone, Lauren Hewitt, Melinda Gainsford-Taylor, Cathy Freeman
BRA	Rita Gomes, Kátia dos Santos, Cleide Amaral, Lucimar de Moura
ITA	Elena Sordelli, Giada Gallina, Manuela Grillo, Manuela Levorato
UKR	Oksana Guskova, Viktoriya Fomenko, Iryna Pukha, Anzhela Kravchenko

Heat 2: 1, Bahamas 42.19; 2, Jamaica 42.31; 3, Germany 42.51; 4, Russia 42.69; 5, PR of China 42.92; (Non-qualifiers) 6, Colombia 43.51; 7, Finland 44.08; 8, Japan 44.56

Teams:

BAH	Eldece Clarke, Savatheda Fynes, Debbie Ferguson, Pauline Davis
JAM	Beverly McDonald, Merlene Frazer, Juliet Cuthbert, Beverly Grant
GER	Melanie Pasche, Esther Möller, Birgit Rockmeier, Andrea Philipp
RUS	Olga Povtaryova, Galina Malchugina, Marina Trandenkova, Yekaterina Leshchova
CHN	Pei Fang, Yan Jiankui, Liu Xiaomei, Li Xuemei
COL	Sandra Borrero, Felipa Palacios, Patricia Rodríguez, Mirtha Brock
FIN	Sanna Koivisto, Johanna Manninen, Sanna Hernesniemi, Anu Pirttimaa
JPN	Hideko Kijinami, Kaori Yoshida, Toshie Iwamoto, Motoka Arai

Seville 1999**Final (Aug 29)**

1, Bahamas	41.92
2, France	42.06
3, Jamaica	42.15
4, United States	42.30
5, Germany	42.63
6, Canada	43.39
7, Poland	43.51
8, Great Britain & NI	43.52

Even with Miller and Devers taking the last two legs, the USA (deprived of the injured Jones) were out of the medals as the Bahamian quartette, including Pauline Davis in her seventh World Championships, sped around for a Commonwealth record of 41.92, a time bettered only by the GDR, USA and Russia – and that by a nation of little more than quarter of a million people. Thanks to a storming last leg by Arron, France snatched second place ahead of Jamaica, for whom McDonald won a medal for the fourth time at this event. The Canadian team was led off by Angela Bailey (37), a double sprint finalist at the inaugural 1983 World Championships.

Teams:

BAH	Savatheda Fynes, Chandra Sturup, Pauline Davis, Debbie Ferguson
FRA	Patricia Girard, Muriel Hurtis, Katia Benth, Christine Arron
JAM	Aleen Bailey, Merlene Frazer, Beverly McDonald, Peta-Gaye Dowdie
USA	Cheryl Taplin, Nanceen Perry, Inger Miller, Gail Devers
GER	Andrea Philipp, Gabriele Rockmeier, Esther Möller, Marion Wagner
CAN	Angela Bailey, Philomina Mensah, Tamara Perry, Martha Adusei
POL	Zuzanna Radecka, Irena Sznajder, Monika Borejza, Joanna Nielacna
GBR	Marcia Richardson, Shani Anderson, Christine Bloomfield, Joice Maduaka

First round (First 2 & 2 fastest to final) (Aug 28)

Heat 1: 1, United States 42.28; 2, Jamaica 42.36; 3, Great Britain & NI 43.31; (Non-qualifiers) 4, Finland 43.86; 5, South Africa 44.35; 6, Greece 44.68; 7, Cameroon 45.37

Teams:

USA	Cheryl Taplin, Nanceen Perry, Inger Miller, Gail Devers
JAM	Aleen Bailey, Merlene Frazer, Beverly McDonald, Peta-Gaye Dowdie
GBR	Marcia Richardson, Shani Anderson, Christine Bloomfield, Joice Maduaka
FIN	Petra Söderström, Sanna Kyllönen, Johanna Manninen, Heidi Hannula
RSA	Charlene Lawrence, Heide Seýerling, Leanie van der Walt, Wendy Hartman
GRE	Voula Patoulidou, Katerína Kóffa, Marina Vasarmidou, Katerína Thánou
CMR	Esther Mvondo, Myriam Mani, Anne Marie Mouri-Nkeng, Edwige Abena Fouda

Heat 2: 1, Bahamas 42.40; 2, Germany 42.74; 3, Canada 43.27; (Non-qualifiers) 4, Spain 45.14; Russia DNF; Puerto Rico DQ (r163.3)

Teams:

BAH	Eldece Clarke, Chandra Sturup, Pauline Davis, Savatheda Fynes
GER	Andrea Philipp, Gabriele Rockmeier, Esther Möller, Marion Wagner
CAN	Angela Bailey, Philomina Mensah, Tamara Perry, Martha Adusei
ESP	Carmen Blay, Julia Alba, Iglesias Arantxa, Cristina Sanz
RUS	Natalya Ignatova, Oksana Ekk, Irina Khabarova, Marina Trandenkova
PUR	Heysa Ortiz, Jennifer Caraballo, Zuleika Almodovar, Jessenia Rivera

Heat 3: 1, France 42.30; 2, Poland 43.73; (Non-qualifiers) 3, Ukraine 43.80; 4, Madagascar 44.36; 5, Japan 44.80; Nigeria DQ (r170.14)

Teams:

FRA	Katia Benth, Muriel Hurtis, Fabé Dia, Christine Arron
POL	Marzena Pawlak, Joanna Nielacna, Monika Borejza, Zuzanna Radecka
UKR	Irina Pukha, Anzhela Kravchenko, Oksana Guskova, Anzhelika Shevchuk
MAD	Lantoniana Ramalalanirina, Ony Paule Ratsimbazafy, Rosa Rakotozafy, Hanitriainaina Rakotondrabe
JPN	Toshie Kitada, Motoka Arai, Kaori Sakagami, Yvonne Kanazawa
NGR	Glory Alozie, Joan Uduak Ekah, Mercy Nku, Endurance Ojokolo

Edmonton 2001**Final (Aug 11)**

1,	Germany	42.32
2,	France	42.39
3,	Jamaica	42.40
4,	Nigeria	42.52
5,	Great Britain & NI	42.60
6,	Greece	43.25
7,	Russia	43.58
	United States	DQ (r41.1) (41.71)

Marion Jones collected what would have been her fifth world gold with ease, because her three team-mates combined to give her a lead of three metres over the other anchor leg runners. The United States time of 41.71 was the world's fastest since Athens 1997. Germany took silver ahead of France, for whom Sidibé ran a storming anchor to overtake the Jamaicans. It was France's first medal of the week.

In 2004, the teams in places 2-8 all moved up one after US lead-off runner Kelli White admitted doping violations going back to 2000. Her team was disqualified and the golds were awarded to Germany at the Berlin Golden League of 2004. Three years later it was Jones's turn to admit to cheating. A third US team member – Chryste Gaines – was also found guilty of a doping offence though unlike the other two not at the actual time of the Edmonton World Championships.

Teams:

GER	Melanie Paschke, Gabi Rockmeier, Birgit Rockmeier, Marion Wagner
FRA	Sylvianne Félix, Frédérique Bangué, Muriel Hurtis, Odiah Sidibé
JAM	Juliet Campbell, Merlene Frazer, Beverly McDonald, Astia Walker
NGR	Chioma Ajunwa, Endurance Ojokolo, Mercy Nku, Mary Onyali
GBR	Marcia Richardson, Sarah Wilhelmy, Vernicha James, Abiodun Oyeipitan
GRE	Yeoryía Koklóni, Efrosini Patsoú, Olga Kaidatzi, Katerína Thánou
RUS	Natalya Ignatova, Irina Khabarova, Mariya Kislova, Larisa Kruglova
USA	Kelli White DQ (r40.8), Chryste Gaines, Inger Miller, Marion Jones DQ (r40.8)

First round (First 3 & 2 fastest to final) (Aug 11)

Heat 1: 1, Germany 42.92; 2, Nigeria 43.04; 3, Jamaica 43.09; 4, Greece 43.58; (non-qualifiers) 5, Sri Lanka 43.89; 6, Ivory Coast 44.05; 7, Canada 44.11

Teams:

GER	Melanie Paschke, Gabi Rockmeier, Birgit Rockmeier, Marion Wagner
NGR	Chioma Ajunwa, Endurance Ojokolo, Mercy Nku, Mary Onyali
JAM	Astia Walker, Merlene Frazer, Beverly McDonald, Elva Goulbourne
GRE	Yeoryía Koklóni, Efrosini Patsoú, Olga Kaidatzi, Katerína Thánou
SRI	Susanthika Jayasinghe, Anoma Sooriyaarachchi, Nimmi De Zoysa, Damayanthi Darsha
CIV	Marie Gnahoré, Makaridja Sanganoko, Amandine Allou Affou, Louise Ayétotché
CAN	Tara Perry, Erica Witter, Esi Benyarku, Martha Adusei

Heat 2: 1, France 42.49; 2, United States 42.64; 3, Great Britain & NI 43.08; 4, Russia 43.28; (non-qualifiers) 5, Belgium 44.19; 6, Uzbekistan 45.99

Teams:

FRA	Sylvianne Félix, Frédérique Bangué, Muriel Hurtis, Odiah Sidibé
USA	Angela Williams, Chryste Gaines, Inger Miller, Torri Edwards
GBR	Marcia Richardson, Sarah Wilhelmy, Vernicha James, Abiodun Oyeipitan
RUS	Natalya Ignatova, Irina Khabarova, Mariya Kislova, Larisa Kruglova
BEL	Nancy Callaerts, Katleen De Caluwé, Elodie Ouédraogo, Kim Gevaert
UZB	Anna Kazakova, Guzel Khubbiyeva, Lyudmila Dmitriadi, Lyubov Perepelova

Paris 2003**Final (Aug 30)**

1,	France	41.78
2,	United States	41.83
3,	Russia	42.66
4,	Ukraine	43.07
5,	Germany	43.27
6,	Belgium	43.45
7,	Belarus	43.47
	Jamaica	DNF

The first round previewed a titanic battle between the United States and France, whose teams each won with times of 42.03 and 42.04 respectively. Whereas the French were at full strength in their heat, the US had rested the original individual 100m gold and silver medallists, Kelli White and Torri Edwards. The plan had been to bring those two in for the final, but the prospect of disqualification was hanging over White because of her positive test for a stimulant after the individual 100m. Had she contested the relay, then her team's result would have been ultimately annulled following her later admission of drug-taking. Actually White withdrew herself from consideration, but the US team for the final was still strengthened by the insertion of Edwards on the anchor.

The draw put the USA in lane 4 with France in 6. The two teams were close throughout the race with neither making major mistakes. Edwards got the baton with a slight lead. French anchor Arron was a disappointed sixth/fifth in the individual final but was a renowned relay runner. To the crowd's delight she gradually caught then passed Edwards, giving France their second gold of the day just 20 minutes after that of long jumper Eunice Barber.

Teams:

FRA	Patricia Girard, Muriel Hurtis, Sylviane Félix, Christine Arron
USA	Angela Williams, Chryste Gaines, Inger Miller, Torri Edwards
RUS	Olga Fyodorova, Yuliya Tabakova, Marina Kislova, Larisa Kruglova
UKR	Tatyana Tklich, Anzhela Kravchenko, Yelena Pastushenko, Oksana Kaydash
GER	Melanie Paschke, Marion Wagner, Sandra Möller, Katja Wakan
BEL	Katleen de Caluwé, Audrey Rochtus, Elodie Ouédraogo, Kim Gevaert
BLR	Yuliya Nesterenko, Oksana Dragun, Yelena Nevmerzhitskaya, Natalya Safronnikova
JAM	Vonette Dixon, Elva Goulbourne, Beverly McDonald, Brigitte Foster

First round (First 2 & 2 fastest to final) (Aug 29)

Heat 1: 1, United States 42.03; 2, Russia 42.62; 3, Belarus 43.11; (Non-qualifiers) 4, Greece 43.81; 5, Spain 44.08; 6, Ivory Coast 45.60

Teams:

USA	Angela Williams, Chryste Gaines, Inger Miller, Lauryn Williams
RUS	Olga Fyodorova, Yuliya Tabakova, Marina Kislova, Larisa Kruglova
BLR	Yuliya Nesterenko, Oksana Dragun, Yelena Nevmerzhitskaya, Natalya Safronnikova
GRE	Yeoryía Koklóni, Magdalíní Padaléon, Marina Vasarmidou, Katerína Thánou
ESP	Carmen Blay, Belén Recio, Cristina Sanz, Glory Alozie
CIV	Matagari Diazasouba, Affoué Allou, Marie Gnahore, Louise Ayétotché

Heat 2: 1, Ukraine 43.26; 2, Belgium 43.36; (Non-qualifiers) 3, Bahamas 43.64; 4, Cuba 43.82; 5, Netherlands 43.96; 6, Australia 44.11

Teams:

UKR	Tatyana Tklich, Anzhela Kravchenko, Yelena Pastushenko, Oksana Kaydash
BEL	Katleen de Caluwé, Audrey Rochtus, Elodie Ouédraogo, Kim Gevaert
BAH	Tamicka Clarke, Savatheda Fynes, Debbie Ferguson, Shandria Brown
CUB	Dainelky Pérez, Roxana Díaz, Virgen Benavides, Mileydis Lazo
NED	Joan van den Akker, Jacqueline Poelman, Pascal van Assendeff, Annemarie Kramer
AUS	Amy Harris, Sharon Cripps, Lauren Hewitt, Sally McLellan

Heat 3: 1, France 42.04; 2, Jamaica 43.05; 3, Germany 43.34; (Non-qualifiers) 4, Japan 44.57; 5, Uzbekistan 45.74; Sweden DNF; Slovenia DQ (r170.14) (44.81)

Teams:

FRA Patricia Girard, Muriel Hurtis, Sylviane Félix, Christine Arron
 JAM Lacena Golding-Clarke, Elva Goulbourne, Beverly McDonald, Brigitte Foster
 GER Melanie Paschke, Marion Wagner, Sandra Möller, Katja Wakan
 JPN Tomoko Ishida, Ayumi Suzuki, Kaori Sakagami, Motoka Arai
 UZB Guzeli Khubbiyeva, Lyudmila Dmitriadi, Anna Kazakova, Anastasiya Zhuravlyeva
 SWE Susanna Kallur, Carolina Klüft, Jenny Kallur, Jenny Ljunggren
 SLO Alenka Bikar, Kristina Zumer, Maja Nose, Merlene Ottey

Helsinki 2005**Final (Aug 13)**

1, United States	41.78
2, Jamaica	41.99
3, Belarus	42.56
4, France	42.85
5, Brazil	42.99
6, Columbia	43.07
7, Nigeria	43.25
8, Poland	43.49

The United States were the fastest in the heats, clocking 42.16 in the first heat with the Bahamian team failing to finish after Chandra Sturup was accidentally knocked over while waiting for the baton at the start of the backstraight. France edged Jamaica in the second race and Belarus won the final heat in 42.80, where Russia messed up their final baton change and did not finish.

Using the same squad in the final, the United States team was led off by Daigle, who ran even with Nesterenko, and a metre ahead of Jamaica. Lee then held Simpson, with Belarus losing ground. Barber extended the US lead to 3m, and 100m winner Lauryn Williams took the US team to a 2m win, as Veronica Campbell gained a metre on the last leg. Belarus held on to third place, as Christine Arron closed quickly to take the slow-starting French team from sixth to fourth on the anchor leg. Barber became only the second athlete to win gold in both relays, the other being Gwen Torrence in 1993.

Teams:

USA Angela Daigle, Muna Lee, Me'Lisa Barber, Lauryn Williams
 JAM Danielle Browning, Sherone Simpson, Aleen Bailey, Veronica Campbell
 BLR Yuliya Nesterenko, Natalya Sologub, Yelena Nevmerzhtskaya, Oksana Dragun
 FRA Patricia Buval, Lina Jacques-Sebastien, Fabé Dia, Christine Arron
 BRA Raquel da Costa, Lucimar de Moura, Tathiana Regina Ignácio, Luciana dos Santos
 COL Melisa Murillo, Felipa Palacios, Darlenis Obregón, Norma González
 NGR Gloria Kemasuode, Endurance Ojokolo, Damola Osayomi, Mercy Nku
 POL Iwona Dorobisz, Daria Onysko, Dorota Dydo, Iwona Brzezinska

First round (First 2 & 2 fastest to final) (Aug 12)

Heat 1: 1, United States 42.16; 2, Nigeria 43.53; (Non-qualifiers) 3, Sweden 43.67; 4, Great Britain & NI 43.83; Bahamas DNF; Netherlands DQ (r170.14)

Teams:

USA Angela Daigle, Muna Lee, Me'Lisa Barber, Lauryn Williams
 NGR Gloria Kemasuode, Endurance Ojokolo, Damola Osayomi, Mercy Nku
 SWE Emma Rienas, Carolina Klüft, Jenny Kallur, Susanna Kallur
 GBR Emily Freeman, Emma Ania, Laura Turner, Katherine Endacott
 BAH Tamicka Clarke, Chandra Sturup, Savatheda Fynes, Philippa Arnett-Willie
 NED Pascal van Assendelft, Jacqueline Poelman, Annemarie Kramer, Judith Baarsen

Heat 2: 1, France 42.86; 2, Jamaica 42.97; 3, Colombia 43.03; 4, Brazil 43.22; (Non-qualifier) 5, Italy 44.03

Teams:

FRA Patricia Buval, Lina Jacques-Sebastien, Fabé Dia, Christine Arron
 JAM Danielle Browning, Sherone Simpson, Beverly McDonald, Aleen Bailey
 COL Melisa Murillo, Felipa Palacios, Darlenis Obregón, Norma González
 BRA Raquel da Costa, Lucimar de Moura, Tathiana Regina Ignácio, Luciana dos Santos
 ITA Elena Sordelli, Vincenza Cali, Manuela Grillo, Maria Aurora Salvagno
 FIN Ilona Ranta, Katja Salivaara, Sari Keskitalo, Heidi Hannula

Heat 3: 1, Belarus 42.80; 2, Poland 43.37; 3, Belgium 43.40; 4, Ukraine 43.62; 5, Japan 44.52; Russia DNF

Teams:

BLR Yuliya Nesterenko, Natalya Sologub, Yelena Nevmerzhtskaya, Oksana Dragun
 POL Iwona Dorobisz, Daria Onysko, Dorota Dydo, Iwona Brzezinska
 BEL Katleen de Caluwe, Nancy Callaerts, Elodie Ouédraogo, Kim Gevaert
 UKR Iryna Kozhemyakina, Iryna Shepetyuk, Iryna Shtanhyeyeva, Yelena Pastushenko
 JPN Tomoko Ishida, Ayumi Suzuki, Yuka Sato, Sakie Nobuoka
 RUS Yekaterina Kondratyeva, Yuliya Gushchina, Irina Khabarova, Larisa Kruglova

Osaka 2007**Final (Sep 1)**

1, United States	41.98
2, Jamaica	42.01
3, Belgium	42.75
4, Great Britain & NI	42.87
5, Russia	42.97
6, Belarus	43.37
7, Germany	43.51
8, Poland	43.57

Teams & splits where known:

USA Lauryn Williams 11.05, Allyson Felix 10.28, Mikele Barber 10.44, Torri Edwards 10.21
 JAM Sheri-Ann Brooks 11.05, Kerron Stewart 10.38, Simone Facey 10.52, Veronica Campbell 10.06
 BEL Olivia Borlee 11.37, Hanna Mariën 10.71, Elodie Ouédraogo 10.50, Kim Gevaert 10.17
 GBR Laura Turner 11.13, Montell Douglas 10.70, Emily Freeman 10.55, Joice Maduaka 10.49
 RUS Yekaterina Grigorieva 11.20, Natalia Rusakova 10.72, Yuliya Gushchina 10.36, Yevgeniya Polyakova 10.69
 BLR Anastasia Shuliak, Natalya Safronnikova, Yelena Nevmerzhtskaya, Oksana Dragun
 GER Katja Wakan, Cathleen Tschirch, Johanna Kedzierski, Verena Sailer
 POL Marta Jeschke, Daria Korczynska, Dorota Jedrusinska, Ewelina Klocek

The top teams were evenly-matched on the first leg of the final, with Williams and Brooks both clocked in 11.05 by the Biomechanics Team of IAAF and JAAF. Felix opened up a gap of a metre on Stewart, and the US lead was increased on the third leg as Mikele Barber gained a further metre on Simone Facey. Edwards (10.21) held off Campbell (10.06) by half a metre, though Campbell was closing in rapidly on the American at the finish. Britain led the chasing group at the final exchange, but Gevaert took Belgium from sixth to third with a stirring anchor leg of 10.17.

First round (First 3 & 2 fastest to final) (Sep 1)

Heat 1: 1, Belgium 42.85; 2, Russia 42.90; 3, Belarus 43.16; (Non-qualifiers) 4, PR of China 43.39; 5, Finland 43.41; 6, Nigeria 43.58; 7, France 43.88; 8, Australia 43.91; 9, Brazil 44.64

Teams:

BEL Olivia Borlee, Hanna Mariën, Elodie Ouédraogo, Kim Gevaert
 RUS Irina Khabarova, Natalia Rusakova, Yuliya Gushchina, Yevgeniya Polyakova
 BLR Anastasia Shuliak, Natalya Safronnikova, Yelena Nevmerzhtskaya, Oksana Dragun
 CHN Tao Yujia, Chen Jue, Jiang Lan, Qin Wangping
 FIN Heidi Hannula, Sari Keskitalo, Ilona Ranta, Johanna Manninen
 NGR Gloria Kemasuode, Endurance Ojokolo, Damola Osayomi, Franca Idoko
 FRA Carima Louami, Muriel Hurtis-Houairi, Fabienne Beret-Martinel, Christine Arron
 AUS Sally McLellan, Melanie Kleeberg, Crystal Attenborough, Fiona Cullen
 BRA Thathiana Regina Ignácio, Lucimar de Moura, Thaïssa Presti, Luciana dos Santos

Heat 2: 1, United States 42.24; 2, Jamaica 42.70; 3, Great Britain & NI 42.82; 4, Germany 43.17; 5, Poland 43.25; (Non-qualifiers) 6, Ghana 43.76; Cuba DQ (r163.2); Japan DQ (r170.14); Ukraine DNF

Teams:

USA Carmelita Jeter, Mechelle Lewis, Mikele Barber, Lauryn Williams
 JAM Sheri-Ann Brooks, Kerron Stewart, Simone Facey, Shelly-Ann Fraser
 GBR Laura Turner, Montell Douglas, Emily Freeman, Joice Maduaka
 GER Katja Wakan, Cathleen Tschirch, Johanna Kedzierski, Verena Sailer
 POL Marta Jeschke, Daria Korczynska, Dorota Jedrusinska, Ewelina Klocek
 GHA Gifty Addy, Elizabeth Amollo, Esther Dankwah, Vida Anim
 CUB Virgen Benavides, Roxana Diaz, Mileidys Lazo, Yenima Arencibia
 JPN Saori Kitakaze, Sakie Nobuoka, Mayumi Watanabe, Momoko Takahashi
 UKR Yelena Chebanu, Nataliya Pohrebnyak, Iryna Shtanhyeyeva, Iryna Shepetyuk

4 x 100 METRES RELAY

Multiple Medallists:

6	Beverly McDonald	JAM	91-1, 95-2, 97-2, 99-3, 01-3, 05-2 (ran ht)
4	Juliet Cuthbert	JAM	83-3, 91-1, 95-2, 97-2
	Merlene Ottey	JAM	83-3, 91-1, 93-3, 95-2
	Merlene Frazer	JAM	91-1 (ran ht), 97-2, 99-3, 01-3
3	Dahlia Duhaney	JAM	91-1, 93-3 (ran ht), 95-2
	Chryste Gaines	USA	95-1, 97-1, 03-2
	Christine Arron	FRA	97-3, 99-2, 03-1
	Sylviane Félix	FRA	97-3, 01-2, 03-1
	Patricia Leno/Girard	FRA	97-3, 99-2, 03-1
	Muriel Hurtis	FRA	99-2, 01-2, 03-1
	Lauryn Williams	USA	03-2 (ran ht), 05-1, 07-1
2	15 women		

Most Finals:

6	McDonald		91-1, 95-2, 97-2, 99-3, 01-3, 03-dnf
5	Girard/Léno Melanie Paschke	GER	93-4, 95-5, 97-3, 99-2, 03-1 93-5, 95-3, 97-4, 01-1, 03-5

Most Appearances:

7	McDonald		91-1, 95-2, 97-2, 99-3, 01-3, 03-dnf, 05-2h2
---	----------	--	--

National Placings:

	1	2	3	4	5	6	7	8	Points
JAM	1	4	4	-	-	-	-	-	60
USA	5	2	-	1	-	-	-	-	59
GER	2	1	2	1	4	-	1	-	58
FRA	1	2	1	2	2	-	2	-	50
RUS	1	-	1	-	2	-	1	-	24
GBR	-	1	-	1	1	-	-	2	18
BAH	1	-	-	1	-	1	-	-	16
URS	-	1	1	-	-	1	-	-	16
NGR	-	-	-	2	-	-	2	-	14
BLR	-	-	1	-	-	1	1	-	11
BUL	-	-	-	2	-	-	-	-	10
BEL	-	-	1	-	-	1	-	-	9
CUB	-	-	-	-	-	3	-	-	9
CAN	-	-	-	-	1	1	-	-	7
UKR	-	-	-	1	-	-	-	-	5
COL	-	-	-	-	-	1	1	-	5
FIN	-	-	-	-	-	1	1	-	5
BRA	-	-	-	-	1	-	-	-	4
POL	-	-	-	-	-	-	1	2	4
GRE	-	-	-	-	-	1	-	-	3
ITA	-	-	-	-	-	-	1	-	2
AUS	-	-	-	-	-	-	-	1	1
CHN	-	-	-	-	-	-	-	1	1
TCH	-	-	-	-	-	-	-	1	1
Totals	11	11	11	11	11	11	11	7	392

4 x 400 Metres Relay

Helsinki 1983

Final (Aug 14)

1,	GDR	3:19.73
2,	Czechoslovakia	3:20.32
3,	USSR	3:21.16
4,	Canada	3:27.41
5,	United States	3:27.57
6,	FRG	3:29.43
7,	Bulgaria	3:30.36
8,	Romania	3:35.61

A third Helsinki gold medal for Jarmila Kratochvílová looked a distinct possibility, especially as the GDR would apparently be without Marita Koch, who had not raced at 400m all year.

Czechoslovakia, the GDR and the USSR dominated the final from start to finish. By putting individual silver medallist Kocembová on the first leg, the Czechs expected to get a big lead and this they managed when a terrific 48.93 split gave her team an advantage of 15m. The two Czech "weak links", Matejkovicová and Moravciková, followed. Matejkovicová lost all that advantage on the second leg as the GDR, through Sabine Busch, moved ahead. Then came the GDR's masterstroke: the unexpected insertion of Koch on stage three.

Less than three hours after taking the 200m title, Koch sped away

from the opposition to open up a 25m gap with a split of 48.55. Some of this ground was, however, lost on the final changeover. Rüksam started a little early and Koch had to lunge three times before the baton was successfully passed. The USSR were now a clear second.

The GDR's lead proved too much for Kratochvílová, who nevertheless moved into second place with a brilliant 47.75. The winning time was the fourth quickest ever, and might well have been a world record had it not been for the fumble on the last exchange.

"That last race was the hardest," said Koch. "I could feel every one of the 11 races I had already run."

Teams & splits:

GDR	Kerstin Walther 50.95, Sabine Busch 49.45, Marita Koch 48.55, Dagmar Rüksam 50.78
TCH	Tatjana Kocembová 48.93, Milena Matejkovicová 52.13, Zuzana Moravciková 51.51, Jarmila Kratochvílová 47.75
URS	Yelena Korban 51.51, Marina Ivanova 49.84, Irina Baskakova 50.38, Mariya Pinigina 49.79
CAN	Charmaine Crooks 51.95, Jillian Richardson 51.95, Molly Killingbeck 52.43, Marita Payne 51.08
USA	Roberta Belle 53.63, Easter Gabriel 52.08, Rosalyn Bryant 51.41, Denean Howard 50.45
FRG	Rita Daimer 54.40, Ute Thimm 51.62, Gisela Gottwald 52.78, Gaby Bussmann 50.63
BUL	Svobodka Damyanova 53.85, Rositsa Stamenova 51.24, Katya Ilieva 52.87, Galina Penkova 52.40
ROU	Iulia Radu 54.14, Daniela Matei 53.13, Cristieana Cojocaru 53.86, Elena Lina 54.48

First round (First 3 & 2 fastest to final) (Aug 13)

Heat 1: 1, United States 3:26.82; 2, Canada 3:27.21; 3, Czechoslovakia 3:27.60; 4, FRG 3:29.70; 5, Romania 3:30.96 (All qualified)

Teams & splits:

USA	Roberta Belle 52.52, Easter Gabriel 52.50, Rosalyn Bryant 50.69, Denean Howard 51.11
CAN	Charmaine Crooks 51.45, Jillian Richardson 53.20, Molly Killingbeck 50.82, Marita Payne 51.74
TCH	Milena Matejkovicová 53.32, Zuzana Moravciková 52.10, Tatjana Kocembová 50.24, Jarmila Kratochvílová 51.94
FRG	Rita Daimer 52.82, Ute Thimm 53.10, Gisela Gottwald 52.54, Gaby Bussmann 51.24
ROU	Iulia Radu 53.38, Daniela Matei 52.37, Cristieana Cojocaru 51.93, Elena Lina 53.28

Heat 2: 1, USSR 3:28.77; 2, GDR 3:29.05; 3, Bulgaria 3:31.11; (Non-qualifiers) 4, Jamaica 3:34.17; 5, Puerto Rico 3:42.79

Teams & splits:

URS	Yelena Korban 50.85, Marina Ivanova 51.10, Irina Baskakova 52.17, Mariya Pinigina 54.65
GDR	Kerstin Walther 52.40, Udine Bremer 51.57, Ellen Fiedler 51.73, Sabine Busch 53.35
BUL	Svobodka Damyanova 53.61, Rositsa Stamenova 51.66, Katya Ilieva 52.42, Galina Penkova 53.42
JAM	Cathy Rattray 52.80, Ovrill Brown 52.66, Jacqueline Pusey 53.14, Grace Jackson 55.57
PUR	Madeline de Jesús 54.03, Vilma Paris 55.87, Margaret de Jesús 56.27, Nilsa Paris 56.62

Rome 1987

Final (Sep 6)

1,	GDR	3:18.63
2,	USSR	3:19.50
3,	United States	3:21.04
4,	Canada	3:24.11
5,	FRG	3:24.94
6,	Jamaica	3:27.51
7,	France	3:27.60
8,	Bulgaria	3:30.24

Sabine Busch claimed her third World Championship gold medal when she comfortably held off individual champion Olga Bryzgina on the anchor leg.

The GDR looked vulnerable without Marita Koch and were only fifth after the first changeover. However, Emmelmann's stint of 49.1 followed by Müller 48.64 gave Busch a 15m advantage at the last changeover. The United States were an isolated third.

Teams & splits:

GDR	Dagmar Neubauer 51.4, Kirsten Emmelmann 49.1, Petra Müller 48.64, Sabine Busch 49.48
-----	--

URS	Aelita Yurchenko 51.2, Olga V. Nazarova 50.2, Mariya Pinigina 49.09, Olga Bryzgina 49.03
USA	Diane Dixon 50.9, Denean Howard 50.3, Valerie Brisco 49.97, Lillie Leatherwood 49.86
CAN	Charmaine Crooks 51.0, Molly Killingbeck 51.5, Marita Payne 51.02, Jillian Richardson 50.59
FRG	Ute Thimm 50.85, Helga Arendt 52.9, Gudrun Abt 50.86, Gisela Kinzel 50.58
JAM	Cathy Rattray 51.8, Sandra Farmer 52.6, Ilrey Oliver 51.78, Sandie Richards 51.31
FRA	Nathalie Simon, Nadine Debois, H�el�ene Huart 51.53, Fabienne Ficher 51.23
BUL	Tsvetanka Ilieva 51.6, Rositsa Stamenova 52.7, Pepa Pavlova 53.78, Yuliana Marinova 52.19

First round (First 3 & 2 fastest to final) (Sep 5)

Heat 1: 1, USSR 3:20.75; 2, United States 3:22.32; 3, Canada 3:24.50; 4, France 3:27.76; (Non-qualifiers) 5, Cuba 3:29.78; 6, Kenya 3:30.16; 7, Brazil 3:30.91; 8, India 3:31.55

Teams & splits where known:

URS	Aelita Yurchenko 50.43, Olga V. Nazarova 50.42, Mariya Pinigina 49.80, Olga Bryzgina 50.10
USA	Diane Dixon, Denean Howard, Valerie Brisco, Lillie Leatherwood
CAN	Charmaine Crooks, Molly Killingbeck, Marita Payne, Jillian Richardson
FRA	Nathaline Simon, Nadine Debois, H�el�ene Huart, Fabienne Ficher
CUB	Esther Petit�on, Odalis Hern�andez, Tania Fern�andez, Ana Quirot 49.9
KEN	Geraldine Shitandayi, Florence Wanjiru, Esther Kavaya, Francisca Chepkurui
BRA	Suzete Montalvao, Mar�ia Fialho Bortolucci, Soraya Telles, Mar�ia Figueiredo
IND	Vandana Shanbag, Vandana Rao, Shiny Abraham, P. T. Usha

Heat 2: 1, GDR 3:22.97; 2, Bulgaria 3:25.85; 3, FRG 3:26.75; 4, Jamaica 3:27.13; (Non-qualifiers) 5, Hungary 3:31.56; 6, Italy 3:31.72; 7, Spain 3:32.01; 8, Ireland 3:32.56

Teams & splits where known:

GDR	Kirsten Emmelmann, Dagmar Neubauer, Cornelia Ulrich, Petra M�uller 49.2
BUL	Malena Andonova, Rositsa Stamenova, Pepa Pavlova, Yuliana Marinova
FRG	Karin Lix, Helga Arendt, Gudrun Abt, Gisela Kinzel
JAM	Cathy Rattray 52.13, Sandie Richards, Sandra Farmer, Ilrey Oliver
HUN	Erzsebet Szab�, Erika Szopori, Noemi B�atori, Judit Forg�acs
ITA	Rossana Morabito, Cosetta Campana, Nevia Pistrino, Erica Rossi
ESP	Rosa Colorado, Cristina P�erez, Montserrat Pujol, Blanca Lacambra
IRL	Carroll Walsh, Barbara Johnson, Patricia Walsh, Patricia Amond

Tokyo 1991**Final (Sep 1)**

1,	USSR	3:18.43
2,	United States	3:20.15
3,	Germany	3:21.25
4,	Great Britain & NI	3:22.01
5,	Nigeria	3:24.45
6,	Canada	3:27.42
7,	Spain	3:27.57
8,	Hungary	3:29.07

The United States opened up a big lead on the first leg but were reeled in by the Soviet Union. Thanks to a sub-49 leg by Olga V. Nazarova, Bryzgina – the reigning Olympic Champion – took over level with Lillie Leatherwood on the anchor leg. The American proved to be no match for Bryzgina, who won her third (and the USSR's final) World Championship gold.

Germany's bronze medal was due to the inclusion of double sprint champion Krabbe on the second leg. She clocked 49.8 to bring her team up from sixth to third. They lost this place temporarily to Great Britain before Breuer produced the fastest split of the day on the anchor leg.

Teams & splits:

URS	Tatyana Ledovskaya 51.7, Lyudmila Dzhalgalova 49.2, Olga V. Nazarova 48.87, Olga Bryzgina 48.67
USA	Rochelle Stevens 50.8, Diane Dixon 49.7, Jearl Miles 49.24, Lillie Leatherwood 50.38
GER	Uta Rohl�ander 52.0, Katrin Krabbe 49.8, Christine Wachtel 50.76, Grit Breuer 48.65
GBR	Lorraine Hanson 51.8, Phylis Smith 51.0, Sally Gunnell 49.46, Linda Keough 49.71
NGR	Fatima Yusuf 51.57, Mary Onyali 51.63, Airat Bakare 51.28, Charity Opara 49.97

CAN	Rosie Edeh 51.9, Karen Clarke 52.1, Cheryl Allen 52.51, Charmaine Crooks 50.89
ESP	Julia Merino 52.2, Blanca Lacambra 52.0, Sandra Myers 50.85, Gregoria Ferrer 52.56
HUN	Edit Moln�ar 54.0, �gnes Koz�ary 51.4, No�mi B�atori 51.76, Judit Forg�acs 51.87

First round (First 3 & 2 fastest to final) (Aug 31)

Heat 1: 1, United States 3:24.92; 2, Germany 3:25.93; 3, Canada 3:27.15; 4, Hungary 3:28.38; (Non-qualifiers) 5, Switzerland 3:30.32; 6, Norway 3:32.76

Teams:

USA	Rochelle Stevens, Diane Dixon, Natasha Kaiser, Lillie Leatherwood
GER	Uta Rohl�ander, Annet Hesselbarth, Christine Wachtel, Kathrin Schreiter
CAN	Rosie Edeh, Karen Clarke, Cheryl Allen, Charmaine Crooks
HUN	Edit Moln�ar, �gnes Koz�ary, No�mi B�atori, Judit Forg�acs
SUI	Kathrin Luhti, Regula Scalabrin, Martha Grossenbacher, Anita Protti
NOR	Trine Rugsveen, Lisbeth Pettersen, Mona Karin Riisnes, S�lvi Olsen

Heat 2: 1, USSR 3:23.38; 2, Great Britain & NI 3:23.89; 3, Nigeria 3:26.29; 4, Spain 3:29.12; (Non-qualifiers) 5, Cuba 3:31.43; 6, Japan 3:35.82; 7, India 3:38.54

Teams:

URS	Anna Chuprina, Lyudmila Dzhalgalova, Tatyana Alekseyeva, Olga V. Nazarova
GBR	Lorraine Hanson, Phylis Smith, Sally Gunnell, Linda Keough
NGR	Charity Opara, Airat Bakare, Omotayo Akinremi, Fatima Yusuf
ESP	Blanca Lacambra, Julia Merino, Esther Lahoz, Sandra Myers
CUB	Lencys Montelie, Odalmis Limonta, Nery McLe�on, Ana Quirot
JPN	Yumiko Tokuda, Masayo Kitagawa, Ryoko Sato, Keiko Amano
IND	Ashwini Nachappa, Alphonsa Rayen, Sylvia Cecil Pais, Saramma Kutty (Split times for heats not taken)

Stuttgart 1993**Final (Aug 22)**

1,	United States	3:16.71
2,	Russia	3:18.38
3,	Great Britain & NI	3:23.41
4,	Jamaica	3:23.83
5,	Germany	3:25.49
6,	France	3:27.08
7,	Czech Republic	3:27.94
8,	Switzerland	3:28.52

The 500m stagger often hides the quickest runners on the first leg of a 4x400m relay. Not so this time because sprint star Gwen Torrence produced the astonishing time of 49.0 to give the United States a huge lead.

With the individual 400m gold and silver medallists to follow, the USA were never in danger of being caught, even though another sprint specialist, Irina Privalova, ran 48.47 for Russia on the anchor. The 400m hurdles winner Sally Gunnell anchored Great Britain to the bronze medal.

"I'm exhausted," said Torrence, who became the third woman to win four medals at a single World Championships. "I did not want to go home without a gold. This was my last chance."

Teams & splits:

USA	Gwen Torrence 49.0, Maicel Malone 49.4, Natasha Kaiser-Brown 49.48, Jearl Miles 48.78
RUS	Yelena Ruzina 50.8, Tatyana Alekseyeva 49.3, Margarita Ponomaryova 49.78, Irina Privalova 48.47
GBR	Linda Keough 52.1, Phylis Smith 50.0, Tracy Goddard 51.44, Sally Gunnell 49.90
JAM	Deon Hemmings 51.1, Inez Turner 51.1, Juliet Campbell 51.47, Sandie Richards 50.16
GER	Heike Meissner 51.69, Sandra Seuser 51.59, Anja R�ucker 50.77, Linda Kisabaka 51.44
FRA	Elsa Devassaigne 53.0, Evelyne Elien 51.5, Francine Landre 51.13, Marie-Louise B�vis 51.50
TCH	Nadezda Kostovalov� 52.2, Helena Dziurov� 52.4, Hana Benesov� 52.53, Ludmila Formanov� 50.92
SUI	Helen Burkart 53.4, Regula Zurcher-Scalabrin 50.8, Marquita Brillante 52.48, Kathrin Luthi 51.74

First round (First 3 & 2 fastest to final) (Aug 21)

Heat 1: 1, Jamaica 3:23.82; 2, Russia 3:24.67; 3, Czech Republic 3:29.25; 4, Switzerland 3:29.67; (Non-qualifiers) 5, Ukraine 3:30.57; Cuba DNF; Canada DNS

Teams & splits:

JAM	Beverly Grant 51.6, Inez Turner 50.6, Deon Hemmings 50.61, Sandie Richards 51.01
-----	--

RUS	Yelena Golesheva 51.1, Yelena Ruzina 50.8, Vera Sychugova 51.82, Tatyana Alekseyeva 50.98
TCH	Nadezda Kostovalová 52.2, Helena Dziurová 53.5, Hana Benesová 52.53, Ludmila Formanová 51.02
SUI	Marquita Brillante 55.1, Regula Zürcher-Scalabrin 51.2, Helen Burkart 52.75, Kathrin Luthi 50.62
UKR	Olga Lisakova 53.4, Aelita Yurchenko 51.4, Yelena Nasonkina 51.80, Yelena Storchevaya 53.81
CUB	Lencys Montelier 52.0 (dropped baton), Julia Duporty, Idalmis Bonne, Odlamis Limonta
CAN	No declaration

Heat 2: 1, United States 3:24.08; 2, Great Britain & NI 3:27.04; 3, Germany 3:27.44; 4, France 3:28.62; (Non-qualifiers); 5, Nigeria 3:33.12; 6, Portugal 3:34.76; 7, Spain 3:38.61

Teams & splits:

USA	Terri Dendy 51.6, Michelle Collins 50.9, Maicel Malone 50.00, Natasha Kaiser-Brown 51.41
GBR	Linda Keough 52.7, Phylis Smith 50.8, Tracy Goddard 52.00, Sally Gunnell 51.60
GER	Heike Meissner 52.1, Sandra Seuser 52.2, Anja Rucker 51.01, Linda Kisabaka 52.15
FRA	Elsa Devassoigne 54.0, Evelyne Elien 51.8, Francine Landre 51.74, Marie-Louise Bévis 51.13
NGR	Omolade Akinremi 54.0, Omotayo Akinremi 52.1, Bisi Afolabi 53.19, Emily Odoemenam 53.81
POR	Marta Mareira 54.3, Elsa Amaral 53.1, Cristina Regalo 53.44, Natalia Moura 53.88
ESP	Blanca Lacambra 55.22, Esther Lahoz 53.50, Yolanda Reyes 55.11, Miriam Alonso 54.78

Gothenburg 1995

Final (Aug 13)

1,	United States	3:22.39
2,	Russia	3:23.98
3,	Australia	3:25.88
4,	Germany	3:26.10
5,	Great Britain & NI	3:26.89
6,	Nigeria	3:27.85
7,	Cuba	3:29.27
	Jamaica	DQ (r163.3)

There had been some debate behind the scenes about the composition of the US relay team. Gwen Torrence and hurdle stars Kim Batten and Tonja Buford were being considered by the coaching staff, but the main relay squad – selected on the basis of the US Championships – rejected this proposal.

In the event, the US won easily, and were helped by the fact that Irina Privalova was injured in the 200m final and could not compete for Russia as she had done so impressively in 1993.

Britain led at the first changeover before Russia and the USA moved clear. On both the second and third legs, the Russian runner started quickly before fading and succumbing to their US rivals. A 49.56 anchor by Miles secured the US victory. Hurdles medallist Hemmings overtook the Russian anchor to finish second for Jamaica.

The second fastest split of the race was 49.57 by Cathy Freeman, who brought Australia from a distant sixth to fourth ... then third when Jamaica were disqualified for a lane infringement.

Teams & splits:

USA	Kim Graham 51.1, Rochelle Stevens 50.7, Camara Jones 51.01, Jearl Miles 49.56
RUS	Tatyana Chebykina 51.1, Svetlana Goncharenko 51.2, Yuliya Sotnikova 51.25, Yelena Andreyeva 50.44
AUS	Lee Naylor 52.6 estimate, Renee Poetschka 51.9 estimate, Melina Gainsford 51.82, Cathy Freeman 49.57
GER	Karin Janke 52.1, Silke Knoll 50.7, Linda Kisabaka 51.09, Uta Röhlander 52.24
GBR	Melanie Neef 51.0, Stephanie Llewellyn 52.1, Lorraine Hanson 52.21, Georgina Oladapo 51.58
NGR	Olabisi Afolabi 51.9, Falilat Ogunkoya 51.7, Lade Akinremi 53.49, Fatima Yusuf 50.72
CUB	Surella Morales 52.42, Nancy McLeon 51.91, Idalmis Bonne 52.69, Julia Duporty 52.25
JAM	Revoli Campbell 51.5, Merlene Frazer 51.4, Sandie Richards 50.49, Deon Hemmings 50.35

First round (First 3 & 2 fastest to final) (Aug 12)

Heat 1: 1, Russia 3:22.24; 2, Australia 3:26.08; 3, Cuba 3:26.32; (Non-qualifiers) 4, Ukraine 3:26.43; 5, France 3:27.11; 6, Spain 3:31.71; Colombia COL DNF

Teams & splits:

RUS	Tatyana Chebykina 51.0, Svetlana Goncharenko 50.5, Tatyana Zakharova 50.62, Yelena Andreyeva 50.09
AUS	Lee Naylor 52.4, Renee Poetschka 51.0, Melinda Gainsford 51.90, Cathy Freeman 50.76
CUB	Surella Morales 51.8, Nancy McLeon 51.3, Idalmis Bonne 52.26, Julia Duporty 50.97
UKR	Viktoriya Fomenko 52.5, Olga Moroz 51.4, Irina Lenskaya 52.22, Yelena Rurak 50.28
FRA	Marie-Louise Bévis 53.4, Viviane Dorsile 52.1, Evelyne Elien 51.30, Marie-José Pérec 50.30
ESP	Esther Lahoz 54.2, Sandra Myers 50.7, Mariam Bravo 54.47, Yolanda Reyes 52.38
COL	Patricia Rodríguez DNF, Elia Manuela Mera, Mirtha Brock, Norfalia Carabali

Heat 2: 1, United States 3:23.29; 2, Jamaica 3:23.71; 3, Germany 3:23.84; 4, Nigeria 3:25.42; 5, Great Britain & NI 3:25.50; (Non-qualifiers) 6, Czech Republic 3:26.27; 7, Italy 3:30.88

Teams & splits:

USA	Kim Graham 51.5, Rochelle Stevens 50.1, Nicole Green 51.49, Camara Jones 50.21
JAM	Claudine Williams 51.6, Merlene Frazer 51.9, Revoli Campbell 50.00, Sandie Richards 50.21
GER	Linda Kisabaka 52.0, Karin Janke 51.0, Sandra Kuschmann 50.68, Uta Röhlander 50.18
NGR	Falilat Ogunkoya 51.8, Olabisi Afolabi 50.9, Lade Akinremi 53.17, Fatima Yusuf 49.59
GBR	Melanie Neef 51.7, Stephanie Llewellyn 51.4, Lorraine Hanson 51.71, Georgina Oladapo 50.67
CZE	Nadezda Kostovalová 52.6, Hana Benesová 51.6, Ludmila Formanová 50.76, Helena Fuchsová 51.34
ITA	Francesca Carbone 53.3, Patrizia Spuri 52.1, Danielle Perpoli 53.39, Virna De Angeli 52.10

Athens 1997

Final (Aug 10)

1,	Germany	3:20.92
2,	United States	3:21.03
3,	Jamaica	3:21.30
4,	Russia	3:21.57
5,	Czech Republic	3:23.73
6,	Great Britain & NI	3:26.27
7,	Nigeria	3:30.04
8,	Italy	3:30.63

Races don't come much more exciting than this one as four teams were still in contention at the last change-over. As the runners entered the final straight it was Alekseyeva of Russia leading from Richards of Jamaica, Miles-Clark of USA and Breuer of Germany. Based on form in the individual 400m it looked as though Richards (2nd) and Miles-Clark (3rd) would fight it out, as indeed they did, but for silver. It was Breuer, only fourth in the 400m but always a notch better in relays, who dug deepest. She powered past a struggling Alekseyeva on the inside and stole a march on the other two to complete her leg in 48.69. Having been suspended at the time of the last two editions, these were her first World Championships since, as a junior, she finished second in the 400m in 1991. Miles-Clark ran her anchor in 49.19 and Richards 49.45.

Teams & splits:

GER	Anke Feller 51.7, Uta Röhlander 50.2, Anja Rucker 50.38, Grit Breuer 48.69
USA	Maicel Malone 51.2, Kim Graham 50.2, Kim Batten 50.51, Jearl Miles-Clark 49.19
JAM	Inez Turner 52.4, Lorraine Graham 49.9, Deon Hemmings 49.58, Sandie Richards 49.45
RUS	Tatyana Chebykina 51.2, Olga Kotlyarova 49.8, Yekaterina Kulikova 50.43, Tatyana Alekseyeva 50.17
CZE	Nadezda Kostovalová 52.0, Ludmila Formanová 51.7, Hana Benesová 50.21, Helena Fuchsová 49.83
GBR	Allison Curbishley 51.5, Michelle Pierre 51.6, Michelle Thomas 52.27, Donna Fraser 50.95
NGR	Olabisi Afolabi 51.30, Fatima Yusuf 54.20, Doris Jacob 52.74, Falilat Ogunkoya 51.80
ITA	Patrizia Spuri 52.4, Francesca Carbone 52.1, Carla Barbarino 54.16, Virna De Angeli 51.96

First Round (First 3 & 2 fastest to final) (Aug 9)

Heat 1: 1, Germany 3:24.70; 2, Czech Republic 3:25.11; 3, Great Britain & NI 3:25.78; 4, Nigeria 3:27.94; (Non-qualifiers) 5, Hungary 3:35.56

Teams & splits:

GER	Anke Feller 52.7, Uta Rohländer 50.0, Anja Rucker 51.76, Grit Breuer 50.29
CZE	Nadezda Kostovalová 52.0, Hana Benesová 50.7, Ludmila Formanová 51.61, Helena Fuchsová 50.82
GBR	Allison Curbishley 51.3, Michelle Pierre 51.9, Michelle Thomas 52.24, Donna Fraser 50.39
NGR	Doris Jacob 53.2, Olabisi Afolabi 50.6, Saidat Onanuga 52.27, Falilat Ogunkoya 51.87
HUN	Annamária Bori 54.4, Bárbara Pétrahn 52.8, Alice Kun 55.41, Judit Szekeres 53.03

Heat 2: 1, United States 3:25.37; 2, Jamaica 3:25.53; 3, Russia 3:25.83; 4, Italy 3:30.34; (Non-qualifiers) 5, Greece 3:37.14

Teams & splits:

USA	Michelle Collins 51.2, Kim Graham 51.0, Natasha Kaiser-Brown 52.14, Maicel Malone 51.08
JAM	Nadia Graham 52.3, Lorraine Graham 50.8, Inez Turner 51.87, Sandie Richards 50.58
RUS	Tatyana Chebykina 51.8, Yuliya Tarasenko 51.0, Yekaterina Kulikova 51.39, Olga Kotlyarova 51.68
ITA	Danielle Perpoli 54.3, Patrizia Spuri 51.6, Francesca Carbone 51.70, Virna De Angeli 52.75
GRE	Hrisoula Goudenoudi 55.4, Maria Pahatouridou 53.6, Hristina Panagou 53.73, Marina Vasarmidou 54.44

Seville 1999**Final (Aug 29)**

1,	Russia	3:21.98
2,	United States	3:22.09
3,	Germany	3:22.43
4,	Czech Republic	3:23.82
5,	Jamaica	3:24.83
6,	Australia	3:28.04
7,	Cuba	3:29.19
8,	Italy	3:29.56

The USA led narrowly from Russia for the first two legs thanks to Reid and Malone-Wallace, but Kotlyarova took the Russians into a four metre lead on the third stage and Nazarova, with a very mature run, just held off Miles-Clark on the anchor. Rucker and Breuer (with the race's fastest split of 49.04) on the final two legs hoisted Germany into third place, only a stride or two behind the leading duo. The highly rated Nigerians did not show up for their heat.

Teams & splits:

RUS	Tatyana Chebykina 51.5, Svetlana Goncharenko 50.0, Olga Kotlyarova 50.28, Natalya Nazarova 50.17
USA	Suziann Reid 51.4, Maicel Malone-Wallace 49.9, Michele Collins 50.99, Jearl Miles-Clark 49.83
GER	Anke Feller 52.2, Uta Rohländer 51.6, Anja Rucker 49.58, Grit Breuer 49.04
CZE	Jitka Burianová 51.9, Hana Benesová 51.6, Ludmila Formanová 50.52, Helena Fuchsová 49.84
JAM	Beverly Grant 53.6, Lorraine Graham 49.6, Claudine Williams 51.07, Deon Hemmings 50.54
AUS	Tania Van Heer 51.70, Lee Naylor 51.13, Susan Andrews 51.48, Cathy Freeman 53.73
CUB	Julia Duporty 53.4, Zulia Calatayud 52.0, Yupalis Diaz 52.43, Idalmis Bonne 51.33
ITA	Virna De Angeli 53.3, Patrizia Spuri 51.8, Francesca Carbone 52.58, Monica Niederstatter 51.90

First round (First 2 & 2 fastest to final) (Aug 28)

Heat 1: 1, Russia 3:24.51; 2, Australia 3:27.31; 3, Cuba 3:27.54; (Non-qualifiers) 4, Canada 3:28.47; 5, Senegal 3:30.99; 6, Spain 3:36.28

Teams & splits:

RUS	Natalya Sharova 52.0, Yekaterina Bakhvalova 50.2, Tatyana Chebykina 51.51, Svetlana Goncharenko 50.78
AUS	Tamsyn Lewis 53.3, Lee Naylor 50.6, Susan Andrews 52.01, Cathy Freeman 51.44
CUB	Julia Duporty 53.3, Zulia Calatayud 51.3, Yupalis Diaz 52.00, Idalmis Bonne 50.97
CAN	Karlene Haughton 53.1, LaDonna Antoine 51.8, Candice Jones 51.86, Foy Williams 51.72
SEN	Aida Diop 53.0, Tacko Diouf 51.5, Aminata Diouf 55.69, Amy Mbacke Thiam 50.81
ESP	Elena Corcoles 54.0, Yolanda Reyes 54.8, Miriam Bravo 54.26, Lisette Ferri 53.26

Heat 2: 1, Germany 3:24.80; 2, Czech Republic 3:25.58; 3, Jamaica 3:27.78; (Non-qualifiers) 4, Great Britain & NI 3:27.99; 5, Cameroon 3:33.51; Liberia DQ (r41.1) (3:55.30)

Teams & splits:

GER	Anke Feller 51.9, Uta Rohländer 51.3, Anja Knippel 50.37, Anja Rucker 51.20
CZE	Jitka Burianová 51.7, Hana Benesová 51.2, Ludmila Formanová 50.82, Helena Fuchsová 51.85
JAM	Beverly Grant 52.8, Charmaine Howell 51.9, Tracey Barnes 52.70, Claudine Williams 50.39
GBR	Donna Fraser 51.8, Helen Frost 52.5, Michelle Thomas 52.49, Sinead Dudgeon 51.22
CMR	Mireille Nguimgo 53.0, Myriam Mani 51.8, Stephanie Nicole Zanga 55.19, Claudine Kongang 53.52
LBR	Jocelyn Harris 61.3, Grace Dinkins 55.6, Joetta Dweh 59.03, Hannah Cooper DQ (r40.1) (59.38)

Heat 3: 1, United States 3:25.10; 2, Italy 3:31.67; (Non-qualifiers) 3, Barbados 3:34.37; 4, India 3:36.54; Nigeria DNS

Teams & splits:

USA	Suziann Reid 51.7, Maicel Malone-Wallace 50.7, Andrea Anderson 51.69, Michelle Collins 51.00
ITA	Danielle Perpoli 54.2, Patrizia Spuri 52.1, Monica Niederstatter 53.07, Virna de Angeli 52.26
BAR	Andrea Blackett 53.3, Melissa Straker 53.1, Lucy-Ann Richards 53.83, Joanne Durant 54.15
IND	M K Asha 55.8, Beenamol Kalayathum 53.1, Rosa Kutty 53.36, Jincy Philip 54.32
NGR	Falilat Ogunkoya, Charity Opara, Olabisi Afolabi, Mabel Madojemu

Edmonton 2001**Final (Aug 12)**

1,	Jamaica	3:20.65
2,	Germany	3:21.97
3,	Russia	3:24.92
4,	United States	3:26.88
5,	Great Britain & NI	3:26.94
6,	France	3:27.54
7,	Poland	3:27.78
8,	Canada	3:27.93

Jamaica, a country with a share of bad luck in World Championship and Olympic relays, benefited from a terrible mistake by the United States anchor runner. The race started well for the USA when Miles-Clark – seeking a fifth successive world relay medal – opened up with a 50.2 first leg. Hennegan moved further away with a 49.7 on the second leg, and Collins held a 10m advantage over Parris. halfway through the third stage. Parris herself was 10m up on the Germans, and the Jamaican then closed slightly on Collins.

The US anchor runner Suzianne Reid would have wanted a cushion over her Jamaican counterpart, who was the World and Olympic silver medallist Lorraine Fenton. Collins delivered a 7m advantage, then suddenly Fenton emerged as the clear leader on the first bend. The Unfortunate Reid had received the baton safely, but then dropped it when passing it from her left to her right hand. It bounced behind her onto the infield and by the time she retrieved it, 40m and a certain medal had been lost. Jamaican went on to win in a Commonwealth record of 3:20.65. Observers felt that without the dropped baton, there would have been a great race between Fenton and Reid. A month later at the Goodwill Games in Brisbane, the same teams clashed again with the US defeating Jamaica 3:24.63 to 3:24.87.

Teams & splits

JAM	Sandie Richards 50.9, Catherine Scott 50.1, Debbie-Ann Parris 49.70, Lorraine Fenton 49.95
GER	Florence Ekpo-Umoh 51.7, Shanta Ghosh 50.0, Claudia Marx 50.61, Grit Breuer 49.65
RUS	Irina Rosikhina 52.6, Yuliya Nosova 50.6, Anastasiya Kapachinskaya 51.11, Olesya Zykina 50.56
USA	Jearl Miles-Clark 50.2, Monique Hennagan 49.7, Michele Collins 49.96, Suziann Reid 57.01 (dropped baton)
GBR	Lee McConnell 52.2, Helen Frost 51.1, Natasha Danvers 51.97, Catherine Murphy 51.65
FRA	Francine Landre 51.8, Anita Mormand 51.9, Sylvanie Morandais 51.97, Marie-Louise Bévis 51.84
POL	Aleksandra Pieluzek 53.2, Grazyna Prokopez 50.8, Aneta Lemiesz 52.05, Malgorzata Pskit 51.74
CAN	Foy Williams 52.33, Samantha George 51.38, Danielle Kot 52.83, LaDonna Antoine 51.39

First Round (First 3 & 2 fastest to final) (Aug 11)

Heat 1: 1, United States 3:21.97; 2, Jamaica 3:24.87; 3, Canada 3:25.68; 4, France 3:26.92; 5, Poland 3:27.37; (non-qualifiers) 6, Cuba 3:28.68; 7, Puerto Rico 3:30.81

Teams & splits:

USA	Demetria Washington 50.3, Michele Collins 50.3, Mikele Barber 50.98, Suziann Reid 50.39
JAM	Michelle Burgher 52.5, Catherine Scott 50.5, Deon Hemmings 51.49, Sandie Richards 50.42
CAN	Foy Williams 51.5, Samantha George 51.8, Danielle Kot 51.47, LaDonna Antoine 50.91
FRA	Francine Landre 52.0, Anita Mormand 51.3, Sylvanie Morandais 52.27, Marie-Louise Bévis 51.41
POL	Aleksandra Pieluzek 52.7, Grazyna Prokopek 50.7, Aneta Lemiesz 51.97, Malgorzata Pskit 52.01
CUB	Yudalis Díaz 53.3, Julia Duporty 50.5, Lisvania Grenot 53.22, Daimí Pernía 51.63
PUR	Militza Castro 53.5, Yvonne Harrison 50.8, Sandra Moya 53.34, Yamelis Ortiz 53.14

Heat 2: 1, Germany 3:26.81; 2, Great Britain & NI 3:27.25; 3, Russia 3:27.39; (non-qualifiers) 4, Belarus 3:28.93; 5, Senegal 3:30.03; 6, Japan 3:33.51; 7, Spain 3:33.78

Teams & splits:

GER	Florence Ekpo-Umoh 52.3, Shanta Ghosh 51.0, Claudia Marx 52.59, Grit Breuer 50.88
GBR	Lee McConnell 52.4, Lesley Owusu 51.8, Catherine Murphy 51.49, Donna Fraser 51.57
RUS	Natalya Shevtsova 52.9, Irina Rosikhina 51.9, Anastasiya Kapachinskaya 51.47, Olesya Zykina 51.12
BLR	Natalya Safronnikova 53.2, Svetlana Usovich 52.3, Irina Khlyustova 52.15, Anna Kozak 51.34
SEN	Aïda Diop 52.4, Tacko Diouf 52.0, Fatou Binetou Fall 54.62, Amy Mbacké Thiam 51.00
JPN	Miho Sugimori 54.6, Kazue Kakinuma 52.5, Sakie Nobuoka 53.46, Makiko Yoshida 52.9
ESP	Julia Alba 53.7, Norfalia Carabali 52.7, Mirián Bravo 53.79, Yolanda Reyes 53.53

Paris 2003**Final (Aug 31)**

1,	United States	3:22.63
2,	Russia	3:22.91
3,	Jamaica	3:22.92
4,	Germany	3:26.25
5,	Poland	3:26.64
6,	Great Britain & NI	3:26.67
7,	Cameroon	3:27.08
	Senegal	DQ (r170.9) (3:25.83)

The United States made amends for their 2001 disappointment; this time it was the opposition who suffered at the final changeover. European Champion Zykina put Russia in front after leg one. Pechonkina increased that lead but the US were still contention at halfway, while Jamaica were also within range. On the third leg it was 200m champion-elect Kapachinskaya versus the hugely experienced Miles-Clark. The American closed to within 2m. Kapachinskaya exchanged to Nazarova, but the incoming Russian was momentarily blocked by the Senegalese anchor Thiam, who strolled illegally from the waiting echelon into lane 1 before her incoming team-mate had arrived. An unobstructed exchange between Miles-Clark and Sanya Richards popped the US team into a lead of 2m.

One felt that the American – still a junior – might succumb to Nazarova (fourth individually) and/or individual silver medallist Fenton who ran a brilliant first 300m to make up around 10m on the leading pair. However the 18 year-old ran a well-judged leg to hold on to her lead. Fenton could not quite get past the Russian despite clocking far and away the fastest split of the race, 49.38.

Teams & splits:

USA	Me'lisa Barber 51.1, Demetria Washington 50.9, Jearl Miles Clark 50.05, Sanya Richards 50.58
RUS	Olesya Zykina 50.8, Yuliya Pechonkina 50.6, Anastasiya Kapachinskaya 50.67, Natalya Nazarova 50.93
JAM	Sandie Richards 52.0, Allison Beckford 50.5, Ronetta Smith 51.1, Lorraine Fenton 49.38
GER	Claudia Marx 52.2, Birgit Rockmeier 51.5, Claudia Hoffmann 51.89, Grit Breuer 50.63
POL	Monika Bejnar 52.6, Malgorzata Pskit 51.7, Anna Jesien 51.46, Grazyna Prokopek 50.91
GBR	Lee McConnell 51.2, Jenny Meadows 51.8, Catherine Murphy 51.13, Natasha Danvers 52.48
CMR	Mireille Nguimgo 51.7, Caroline Kaboud Mebam 52.1, Delphine Bertille Atangana 51.98, Hortense Bèwouda 51.35

SEN	Fatou Bintou Fall 51.4, Tacko Diouf 51.6, Aminata Diouf 52.36, Amy Mbacké Thiam 50.46
-----	---

First round (First 2 & 2 fastest to final) (Aug 30)

Heat 1: 1, Jamaica 3:26.22; 2, Great Britain & NI 3:26.44; 3, Poland 3:26.66; (Non-qualifiers) 4, Greece 3:33.88; 5, India 3:42.25

Teams:

JAM	Sandie Richards 53.2, Ronetta Smith 50.8, Michelle Burgher 51.29, Allison Beckford 50.99
GBR	Helen Karagounis 53.0, Jenny Meadows 51.6, Catherine Murphy 51.54, Lee McConnell 50.36
POL	Anna Pacholak 52.7, Monika Bejnar 51.3, Anna Jesien 51.71, Grazyna Prokopek 50.91
GRE	Hariklia Boudá 55.8, Fani Halkiá 52.3, Yeoryia Koumnáki 53.81, Chrisoula Goudenouhí 51.92
IND	Kalpana Reddy 55.0, Satti Geetha 55.2, Sagardeep Kaur 56.83, Manjit Kaur 55.29

Heat 2: 1, Russia 3:27.97; 2, Cameroon 3:29.40; (Non-qualifiers) 3, France 3:30.29; 4, Belarus 3:31.40; 5, Italy 3:32.00; 6, Bulgaria 3:33.92

Teams:

RUS	Svetlana Pospelova 51.8, Svetlana Goncharenko 50.6, Olesya Zykina 51.67, Natalya Nazarova 53.93
CMR	Mireille Nguimgo 51.9, Caroline Kaboud Mebam 52.9, Delphine Bertille Atangana 53.25, Hortense Bèwouda 51.34
FRA	Marie-Louise Bévis 53.2, Anita Mormand 51.4, Virginie Michanol 53.45, Solèn Desert 52.2
BLR	Katerina Bobryk 54.5, Natalya Sologub 52.9, Irina Khlyustova 52.69, Svetlana Usovich 51.29
ITA	Danielle Perpoli 54.1, Monika Niederstätter 53.1, Maria Teresa Schutzmann 52.98, Virna De Angeli 51.80
BUL	Monika Gachevska 55.1, Mariana Dimitrova 52.3, Ekaterina Maschova 52.93, Nedyalka Nedkova 53.59

Heat 3: 1, United States 3:24.57; 2, Germany 3:27.97; 3, Senegal 3:28.37; (Non-qualifiers) 4, Ukraine 3:29.65; 5, Mexico 3:29.74; 6, Kazakstan 3:31.20; 7, Israel 3:32.99

Teams:

USA	Me'lisa Barber 51.8, DeeDee Trotter 51.1, Sanya Richards 50.96, Jearl Miles Clark 50.69
GER	Claudia Marx 52.3, Birgit Rockmeier 52.4, Claudia Hoffmann 52.52, Grit Breuer 50.78
SEN	Fatou Bintou Fall 51.7, Tacko Diouf 53.0, Aminata Diouf 50.58, Amy Mbacké Thiam 53.19
UKR	Natalya Pygyda 53.4, Olga Mishchenko 51.2, Aleksandra Ryzhikova 53.21, Antonina Yefremova 51.83
MEX	Liliana Allen 54.0, Gabriela Medina 53.3, Mayra González 52.5, Ana Guevara 49.95
KAZ	Tatyana Roslanova 52.9, Natalya Torshina 52.7, Olga Tereshkova 53.27, Svetlana Bodritskaya 52.24
ISR	Irina Lenskiy 53.2, Svetlana Gnezdilov 53.5, Anat Morad 54.46, Anna Tkach 51.77

Helsinki 2005**Final (Aug 14)**

1,	Russia	3:20.95
2,	Jamaica	3:23.29
3,	Great Britain & NI	3:24.44
4,	Poland	3:24.49
5,	Ukraine	3:28.00
6,	Germany	3:28.39
	Brazil	DQ (r170.9) (3:27.40)
	Belarus	DQ (r163.2) (3:27.00)

Russia won the first heat in a world leading 3:20.32, with Krasnomovets and Antyukh on the first two legs sealing their places in the final with legs of 50.1 and 49.4. The USA won the other heat in 3:23.38 and a great final was in prospect, except that lead-off runner Suziann Reid ran out of her lane, dooming her team to disqualification as did Moushami Robinson, who illegally switched position while waiting to start the third leg. One could not help but feel pity for Reid as she had been the one to drop the baton four years earlier in Edmonton.

Russia's Pechonkina started slowly in the final, but led Jamaica by a metre at the first handover. Krasnomovets gradually extended the lead in the last 100m of the second stage to 5m with a 49.7 split, as Novlene Williams ran 49.92 for Jamaica, some 10m ahead of Britain and Poland. The margin was 20m after Antyukh's leg, with Jamaica and Poland neck and neck. Pospelova finished 20 metres clear of Jamaica, running the same time as Lorraine Fenton (50.42), with Britain just holding off Poland for the bronze medal.

Teams & splits:

RUS	Yuliya Pechonkina 51.1, Olesya Krasnomovets 49.7, Natalya Antyukh 49.72, Svetlana Pospelova 50.42
JAM	Shericka Williams 51.38, Novlene Williams 49.92, Ronetta Smith 51.57, Lorraine Fenton 50.42
GBR	Lee McConnell 51.5, Donna Fraser 50.9, Nicola Sanders 50.8, Christine Ohuruogu 51.27
POL	Anna Guzowska 52.2, Monika Bejnar 50.2, Grazyna Prokopek 50.47, Anna Jesien 51.59
UKR	Antonina Yefremova 52.6, Oksana Ilyushkina 52.5, Liliya Pilyugina 51.2, Natalya Pygyda 51.72
GER	Claudia Marx 52.4, Claudia Hoffmann 51.2, Korinna Fink 53.14, Ulrike Urbansky 51.69
BRA	Maria Laura Almirão 53.1, Geisa Coutinho 51.5, Josiane Tito 51.99, Lucimar Teodoro 50.83
BLR	Yelena Nevmerzhitskaya 52.9, Natalya Sologub 51.3, Anna Kozak 52.48, Ilona Usovich 50.34

First round (First 3 & 2 fastest to final) (Aug 13)

Heat 1: 1, Russia 3:20.32; 2, Poland 3:26.04; 3, Belarus 3:27.65; 4, Germany 3:27.96; (Non-qualifiers) 5, Senegal 3:29.03; 6, Romania 3:30.97; 7, Belarus 3:38.96

Teams & splits:

RUS	Olesya Krasnomovets 50.1, Natalya Antyukh 49.4, Tatyana Firova 50.09, Olesya Zykina 50.78
POL	Anna Guzowska 52.6, Monika Bejnar 50.6, Grazyna Prokopek 51.02, Zuzanna Radecka 51.8
BLR	Natalya Sologub 51.9, Yulyana Zhalniryuk 54.0, Anna Kozak 51.73, Ilona Usovich 50.02
GER	Claudia Marx 52.2, Claudia Hoffmann 51.0, Korinna Fink 52.87, Ulrike Urbansky 51.93
SEN	Aida Diop 53.8, Fatou Binetou Fall 51.0, Aminata Diouf 53.72, Amy Mbacké Thiam 50.51
ROU	Angela Morosanu 52.6, Mihaela Neascu 52.7, Alina Ripanu 52.75, Maria Rus 52.93
BUL	Monika Gachevska 54.8, Mariyana Dimitrova 52.9, Nedialka Nedkova 55.06, Monika Ivanova 56.19

Heat 2: 1, Great Britain & NI 3:26.19; 2, Brazil 3:26.82; 3, Ukraine 3:27.23; 4, Jamaica 3:27.87; (Non-qualifiers) 5, Mexico 3:31.41; 6, South Africa 3:31.71; United States DQ (r163.3) (3:23.38)

Teams & splits:

GBR	Lee McConnell 51.3, Donna Fraser 51.9, Nicola Sanders 51.38, Christine Ohuruogu 51.56
BRA	Maria Laura Almirão 52.3, Geisa Coutinho 52.1, Josiane Tito 51.56, Lucimar Teodoro 50.82
UKR	Antonina Yefremova 52.3, Oksana Ilyushkina 52.5, Liliya Pilyugina 50.95, Natalya Pygyda 51.44
JAM	Shericka Williams 52.1, Novlene Williams 50.7, Ronetta Smith 53.56, Lorraine Fenton 51.51
MEX	Ruth Grajeda 54.3, Gabriela Medina 52.8, Mayra González 52.01, Magali Yañez 52.32
RSA	Amanda Kotze 53.9, Dominique Koster 53.4, Surita Febbraio 52.45, Estie Wittstock 51.92
USA	Suziann Reid 52.8, Monique Hennagan 50.2, Moushaumi Robinson 51.02, Monique Henderson 49.33

Osaka 2007**Final (Sep 2)**

1,	United States	3:18.55
2,	Jamaica	3:19.73
3,	Great Britain & NI	3:20.04
4,	Russia	3:20.25
5,	Belarus	3:21.88
6,	Poland	3:26.49
7,	Cuba	3:27.05
8,	Mexico	3:29.14

Teams & splits:

USA	Deedee Trotter 51.2, Allyson Felix 48.0, Mary Wineberg 50.24, Sanya Richards 49.07
JAM	Shericka Williams 50.5, Shereefa Lloyd 50.1, Davita Prendagast 50.18, Novlene Williams 48.93
GBR	Christine Ohuruogu 50.6, Marilyn Okoro 50.9, Lee McConnell 49.79, Nicola Sanders 48.76
RUS	Lyudmila Litvinova 51.1, Natalya Nazarova 50.0, Tatyana Veshkurova 49.79, Natalya Antyukh 49.40
BLR	Yulyana Yushchanka 51.4, Iryna Khliustava 50.7, Ilona Usovich 49.97, Svetlana Usovich 49.78
POL	Zuzanna Radecka 51.8, Grazyna Prokopek 50.6, Ewelina Setowska-Drick 52.58, Anna Jesien 51.44
CUB	Aymée Martínez 52.2, Daimí Pernía 51.8, Zulia Calatayud 52.20, Indira Terrero 50.85
MEX	Zudikey Rodríguez 53.7, Gabriela Medina 51.6, Nallely Vela 53.20, Ana Guevara 50.66

Shericka Williams gave Jamaica the lead in the final, surprisingly heading Britain's new World Champion Ohuruogu 50.5 to 50.6. The tenor of the race changed on the second leg. Lloyd kept Jamaica in front till just before the 600m point, when Felix went past. The double 200m World Champion had covered her first half in 22.2, and she kept going to record 48.0 for her leg, giving the USA a 10m advantage they would maintain to the finish. Jamaica were four metres clear of Russia and Britain were a similar margin behind the Russians. Veshkurova and McConnell ran the fastest third legs, leaving Jamaica just one metre ahead of Russia at the final take-over. Sanya Richards kept the USA clear of trouble with a well-judged 49.07 anchor. Novlene Williams's 48.93 was enough to hold off Sanders for the silver medal, despite the Briton's 48.76 leg which took her past Antyukh just before the finish. The US time was the fastest in the championships since 1993.

First round (First 3 & 2 fastest to final) (Sep 1)

Heat 1: 1, Russia 3:23.49; 2, Belarus 3:25.14; 3, Jamaica 3:26.14; 4, Cuba 3:27.04; (Non-qualifiers) 5, Nigeria 3:27.97; 6, Ukraine 3:30.76; 7, Romania 3:35.69

Teams & splits:

RUS	Yelena Migunova 51.5, Natalya Nazarova 50.5, Lyudmila Litvinova 50.65, Tatyana Levina 50.79
BLR	Yulyana Yushchanka 51.5, Iryna Khliustava 51.1, Anna Kozak 51.52, Svetlana Usovich 51.08
JAM	Shericka Williams 51.9, Anastasia Le-Roy 52.8, Davita Prendagast 50.66, Shereefa Lloyd 50.83
CUB	Aymée Martínez 52.7, Daimí Pernía 51.6, Zulia Calatayud 51.56, Indira Terrero 51.21
NGR	Shade Abugan 51.9, Christy Ekpukhon 51.7, Olouma Nwoke 52.03, Sekinat Adesanya 52.34
UKR	Nataliya Pygyda 53.0, Antonina Yefremova 52.7, Olga Zavhorodnya 52.78, Oksana Shcherbak 52.28
ROM	Taisia Crestincov 54.8, Liliana Popescu 53.8, Elena Mirela Lavric 54.54, Ionela Tirlea 52.47

Heat 2: 1, United States 3:23.37; 2, Great Britain & NI 3:25.45; 3, Poland 3:26.45; 4, Mexico 3:27.14; (Non-qualifiers) 5, France 3:29.87; 6, Japan 3:30.17; 7, Brazil 3:34.34; India DQ (r170.8)

Teams & splits:

USA	Deedee Trotter 51.3, Monique Hennagan 50.1, Mary Wineberg 50.78, Natasha Hastings 51.16
GBR	Lee McConnell 51.6, Donna Fraser 51.6, Marilyn Okoro 50.88, Nicola Sanders 51.34
POL	Agnieszka Karpiesiuk 53.1, Grazyna Prokopek 50.7, Zuzanna Radecka 50.47, Anna Jesien 52.19
MEX	Zudikey Rodríguez 53.3, Gabriela Medina 51.2, Nallely Vela 52.94, Ana Guevara 49.70
FRA	Thélia Sigère 53.6, Marie-Angélique Lacordelle 51.7, Phara Anacharsis 51.96, Solen Désert 52.62
JPN	Sayaka Aoki 53.5, Asami Tanno 51.6, Satomi Kubokura 52.88, Mayu Kida 52.18
BRA	Maria Laura Almirão 53.9, Emily Pinheiro 53.3, Sheila Ferreira 54.05, Josiane Tito 53.06
IND	Mandeep Kaur 54.8, Manjeet Kaur 54.9, Chitra K. Soman 54.39, Iyleen Samantha not known

4 x 400 METRES RELAY**Multiple Medallists:**

6	Jearl Miles-Clark	USA	91-2, 93-1, 95-1, 97-2, 99-2, 03-1
4	Grit Breuer	GER	91-3, 97-1, 99-3, 01-2
	Lorraine Graham/Fenton	JAM	97-3, 01-1, 03-3, 05-2
3	Natasha Kaiser/Brown	USA	91-2 (ran ht), 93-1, 97-2 (ran ht)
	Uta Rohländer	GER	91-3, 97-1, 99-3
	Michelle Collins	USA	93-1 (ran ht), 97-2 (ran ht), 99-2
	Maicel Malone/Wallace	USA	93-1, 97-2, 99-2
	Svetlana Goncharenko	RUS	95-2, 99-1, 03-2 (ran ht)
	Sandie Richards	JAM	97-3, 01-1, 03-3
	Olesya Zykina	RUS	01-3, 03-2, 05-1 (ran ht)
	Yuliya Nosova/Pechonkina	RUS	01-3, 03-2, 05-1
2	27 women		

Most Finals/Appearances:

7	Miles-Clark	91-2, 93-1, 95-1, 97-2, 99-2, 01-4, 03-1
6	Richards	87-6, 93-4, 95-dq, 97-3, 01-1, 03-3

National Placings:

	1	2	3	4	5	6	7	8	Points
USA	4	3	1	1	1	-	-	-	68
GER	3	1	2	2	2	2	-	-	67

4 x 400 Metres Relay, continued									
	1	2	3	4	5	6	7	8	Points
RUS	2	3	1	2	-	-	-	-	53
JAM	1	2	2	1	1	1	-	-	46
GBR	-	-	3	1	2	2	-	-	37
URS	1	1	1	-	-	-	-	-	21
CAN	-	-	-	2	-	1	-	1	14
POL	-	-	-	1	1	1	1	-	14
CZE	-	-	-	1	1	-	1	-	11
AUS	-	-	1	-	-	1	-	-	9
NGR	-	-	-	-	1	1	1	-	9
FRA	-	-	-	-	-	2	1	-	8
TCH	-	1	-	-	-	-	-	-	7
CUB	-	-	-	-	-	-	3	-	6
BLR	-	-	-	-	1	-	-	-	4
UKR	-	-	-	-	1	-	-	-	4
BUL	-	-	-	-	-	-	1	1	3
CMR	-	-	-	-	-	-	1	-	2
ESP	-	-	-	-	-	-	1	-	2
ITA	-	-	-	-	-	-	-	2	2
HUN	-	-	-	-	-	-	-	1	1
MEX	-	-	-	-	-	-	-	1	1
ROU	-	-	-	-	-	-	-	1	1
SUI	-	-	-	-	-	-	-	1	1
Totals	11	11	11	11	11	11	10	8	391

EXHIBITION EVENTS

Wheelchair Events Rome 1987

Men's 1500 Metres (Sep 4)

1, Mustapha Badid	FRA	3:54.32
2, Lars Lofström	SWE	3:54.90
3, Franz Nietlispach	SUI	3:55.27
4, Gregor Golombek	FRG	3:55.81
5, Ramada Hamed Nezar	KUW	3:55.82
6, Scott Patterson	CAN	3:55.91
7, Håkan Ericsson	SWE	3:57.74
8, Bill Duff	USA	4:01.88
9, Paolo Oberhofer	ITA	4:36.91

Women's 800 metres (Sep 4)

1, Diane Rakeiecki	CAN	2:32.52
2, Connie Hansen	DEN	2:37.07
3, Ingrid Lauridsen	DEN	2:39.95
4, Debbie Kosrelyk	CAN	2:40.15
5, Kay McShane	IRL	2:43.23
6, Daniela Jutzeler	SUI	2:45.05
7, Brenda Zajac	USA	2:45.35
8, Milena Balsamo	ITA	2:53.30

Tokyo 1991

Men's 1500 Metres (Aug 31)

1, Markus Pilz	GER	3:16.24
2, Mustapha Badid	FRA	3:16.37
3, Philippe Couprie	FRA	3:16.41
4, Luke Gingras	CAN	3:16.56
5, Håkan Ericsson	SWE	3:18.61
6, Farhid Amarouche	FRA	3:21.11
7, Hiroyuki Nakamura	JPN	3:36.03
8, Yasuhiro Fujikawa	JPN	3:36.08

Women's 800 Metres (Aug 31)

1, Connie Hansen	DEN	2:00.47
2, Daniela Jutzeler	SUI	2:00.76
3, Chantal Petitclerc	CAN	2:01.35
4, Barbara Maier	GER	2:01.42
5, Jean Driscoll	USA	2:01.43
6, Deanna Sodoma	USA	2:01.63
7, Kazu Hatanaka	JPN	2:07.27
Yumi Ito	JPN	DQ

Stuttgart 1993

Men's 1500 Metres (Aug 20)

1, Franz Nietlispach	SUI	3:15.38
2, Mike Noe	USA	3:16.65
3, Heinz Frei	SUI	3:16.90
4, Jeff Adams	CAN	3:17.17
5, Markus Pilz	GER	3:18.36
6, Saul Hernández	MEX	3:18.39
7, Scott Hollonbeck	USA	3:18.63
8, François Amarouche	FRA	3:18.63
9, Jean Marc Berset	SUI	3:18.93
10, Winfried Sigg	GER	3:19.72

Women's 800 Metres (Aug 20)

1, Louise Sauvage	AUS	1:54.39
2, Connie Hansen	DEN	2:00.94
3, Tanni Grey	GBR	2:01.22
4, Monika Wetterström	SWE	2:01.43
5, Daniela Jutzeler	SUI	2:01.48
6, Lily Anggreny	GER	2:01.54
7, Chantal Petitclerc	CAN	2:01.56

Gothenburg 1995

Men's 1500 Metres (Aug 12)

1, Jeff Adams	CAN	3:18.25
2, Philippe Couprie	FRA	3:18.83
3, Steve Orens	BEL	3:18.97
4, Ernst Van Dyk	RSA	3:19.93
5, Claude Issorat	FRA	3:20.08
6, Feike Waque	NED	3:20.15
7, Joel Jeannot	FRA	3:20.46
8, Scott Hollonbeck	USA	3:20.57

Women's 800 Metres (Aug 12)

1, Louise Sauvage	AUS	1:52.60
2, Chantal Petitclerc	CAN	1:52.88
3, DeAnna Sodoma	USA	1:53.23
4, Tanni Grey	GBR	1:53.35
5, Lily Anggreny	GER	1:53.51
6, Diane Roy	CAN	1:54.37
7, Gunilla Wallengren	SWE	1:59.30
8, Sofia Dettman	SWE	2:00.95

Athens 1997

Men's 1500 Metres (Aug 8)

1, Saul Mendoza	MEX	3:06.30
2, Heinz Frei	SUI	3:06.42
3, Franz Nietlispach	SUI	3:06.43
4, Jeff Adams	CAN	3:06.52
5, Philippe Couprie	FRA	3:06.55
6, Jorge Luna	MEX	3:06.56
7, Håkan Ericsson	SWE	3:07.96
Tasos Vardaxoglou	GRE	DNF

Women's 800 Metres (Aug 8)

1, Louise Sauvage	AUS	1:52.11
2, Chantal Petitclerc	CAN	1:52.49
3, Tanni Grey	GBR	1:56.46
4, Monica Wetterström	SWE	1:57.10
5, Lily Anggreny	GER	1:57.70
6, Edith Hunkeler	SUI	2:03.67
7, Yvonne Semisch	GER	2:07.34
8, Irene Kourouvani	GRE	3:07.83

Edmonton 2001

Men's 1500 Metres (Aug 10)

1, Aaron Gordian	MEX	3:08.04
------------------	-----	---------

2,	Jeff Adams	CAN	3:08.13
3,	Saul Hernandez Mendoza	MEX	3:08.16
4,	Jun Hiromichi	JPN	3:08.24
5,	Ralph Brunner	GER	3:08.58
6,	Tana Rawat	THA	3:09.03
7,	Jean Jeannot	FRA	3:09.17
8,	Heinz Frei	SUI	3:10.24
9,	Kelly Smith	CAN	3:10.37

Women's 800 Metres (Aug 10)

1,	Louise Sauvage	AUS	1:56.86
2,	Ariadne Hernández	MEX	1:56.99
3,	Wakako Tsuchida	JPN	1:57.35
4,	Chantal Petitclerc	CAN	1:57.86
5,	Gunilla Wallengren	SWE	1:58.02
6,	Edith Hunkeler	SUI	1:58.85
7,	Patrice Dockery	IRL	2:02.67
8,	Diane Roy	CAN	2:03.18

Paris 2003**Men's 1500 Metres (Aug 29)**

1,	Joel Jeannot	FRA	3:13.03
2,	Jeff Adams	CAN	3:14.94
3,	Saul Hernandez Mendoza	MEX	3:15.12
4,	Ralph Brunner	GER	3:15.42
5,	Robert Figl	GER	3:15.46
7,	Prawat Wahorum	THA	3:16.01
7,	Nobukazu Hanaoka	JPN	3:16.44
8,	Ernst van Dyk	RSA	3:16.62
9,	Claude Issorat	FRA	3:17.87
10,	Tyler Byers	USA	3:48.96

Women's 1500 Metres (Aug 29)

1,	Louise Sauvage	AUS	1:57.15
2,	Diane Roy	CAN	1:57.72
3,	Ariadne Hernández	MEX	1:57.99
4,	Chantal Petitclerc	CAN	1:58.16
5,	Edith Hunkeler	SUI	1:58.23
6,	Cheri Blauwet	USA	1:59.05
7,	Sandra Graf	SUI	2:03.97
8,	Yvonne Semisch	GER	2:04.34

Helsinki 2005**Men's 100 Metres (Aug 6) (2.8)**

1,	David Weir	GBR	14.15w
2,	Kenny van Weeghel	NED	14.19
3,	Leo-Pekka Tahti	FIN	14.22
4,	Daniel Normandin	CAN	14.84
5,	Sebastian Cleem	GER	14.94
6,	Colin Mathieson	CAN	15.15
7,	Supachai Koysup	THA	15.25

Men's 200 Metres (Aug 14) (-0.3)

1,	David Weir	GBR	25.47
2,	Kenny van Weeghel	NED	25.80
3,	Supachai Koysup	THA	26.03
4,	Leo-Pekka Tahti	FIN	26.06
5,	Yoshifumi Nagao	JPN	26.32
6,	Sebastian Cleem	GER	26.63
7,	Jeff Adams	CAN	26.75
8,	Colin Mathieson	CAN	26.91

Men's Javelin Throw (Aug 11)

1,	Jacques Martin	CAN	24.97
2,	Markku Niimimäki	FIN	23.82
3,	Gerasimos Vrionis	GRE	16.75
4,	Christos Agourakis	GRE	15.30

Osaka 2007**Men's 800 Metres (Sep 1)**

1,	Kurt Fearnley	AUS	3:26.30
2,	Soejima Masazumi	JPN	3:26.62
3,	Marcel Hug	SUI	3:26.71
4,	Kota Hokinoue	JPN	3:27.10
5,	Denis Lemeunier	FRA	3:27.97
6,	Jun Hiromichi	JPN	3:28.13
7,	Brian Alldis	GBR	3:28.41
8,	Prawat Wahorum	THA	3:28.90
9,	Aaron Gordian	MEX	3:29.06

Women's 1500 Metres (Sep 1)

1,	Chantal Petitclerc	CAN	3:37.10
2,	Edith Hunkeler	SUI	3:37.49
3,	Jessica Galli	USA	3:37.77
4,	Amanda McGrory	USA	3:38.02
5,	Wakako Tsuchida	JPN	3:39.31
6,	Diane Roy	CAN	3:40.38
7,	Kazu Hatanaka	JPN	3:40.47
8,	Shelly Woods	GBR	3:40.84
9,	Sandra Graf	SUI	3:41.13
10,	Tatyana McFadden	USA	3:41.20

Blind Events**Seville 1999****Men's 200 Metres Race 1 (Aug 26) (0.6)**

1,	Andrew Curtis	GBR	24.26
2,	Petr Novak	CZE	24.52
3,	Aladji Ba	FRA	25.15
	Mauro Porpora	ITA	DNF

Men's 200 Metres Race 2 (Aug 26) (0.7)

1,	Julio Requena	ESP	24.09
2,	Arian Iznaga	CUB	24.62
3,	Lorenzo Ricci	ITA	24.73
4,	Luis Bullido	ESP	26.01

Women's 100 Metres Race 1 (Aug 26) (0.9)

1,	Yelena Frolova	RUS	13.85
2,	Sonya Bell	USA	15.37
	Durga Midya	IND	DQ (15.59)
	Galina Belevich	BLR	DQ (17.32)

The disqualifications were due to the guide crossing the finish line before their athlete (International Blind Sports Association rule is 7.4.3)

Women's 100 Metres Race 2 (Aug 26) (0.1)

1,	Purificacion Santamarta	ESP	12.55
2,	Maria Ligorio	ITA	12.81
3,	Raquel Díaz	ESP	12.91
4,	Tracey Hinton	GBR	12.94

Edmonton 2001**Men's 100 Metres (Aug 6) (-0.6)**

1,	Lorenzo Ricci	ITA	11.71
2,	Julio Requena	ESP	11.79
3,	Koji Saito	JPN	11.83
4,	Luis Bullido	ESP	12.00

Women's 200 Metres (Aug 6) (-2.5)

1,	Adria Rocha Santos	BRA	25.76
2,	Santamarta Purificacion	ESP	26.83
3,	Maria Jose Alves	BRA	26.86
4,	Vanessa Ortega	ESP	27.84

Paris 2003**Men's 400 Metres (Aug 27)**

1,	Carlos Lopes	POR	52.41
----	--------------	-----	-------

2,	Armondo Jose Sayovo	ANG	53.05
3,	Aladji Ba	FRA	55.42
	Luis Bullido	ESP	DQ

Women's 200 Metres (Aug 27) (0.7)

1,	Adria Rocha Santos	BRA	25.22
2,	Assia El Hannouni	FRA	25.78
3,	Santmarta Purificacion	ESP	26.28
4,	Maria Jose Alves	BRA	26.30

Amputee Events **Edmonton 2001****Men's 200 Metres (Aug 5) (-0.4)**

1,	Neil Fuller	AUS	23.31
2,	Marcus Ehm	GER	23.74
3,	Dominique Andre	FRA	24.26
4,	David Barallo	ESP	24.54
5,	Michael Linhard	AUT	25.48
6,	Rob Snoek	CAN	25.53
7,	Marco Duenas	ESP	26.25
	Roderick Green	USA	DNF

Women's 100 Metres (Aug 5) (-1.8)

1,	Amy Winters	AUS	12.72
2,	Catherine Bader-Bille	GER	13.75
3,	Meaghan Starr	AUS	13.76
4,	Sabine Wagner	GER	14.35
5,	Mary Shea Cowart	USA	14.67
6,	Kelly Bruno	USA	14.92
7,	Andrea Scherney	AUT	14.94

Paris 2003**Men's 200 Metres (Aug 28) (-0.5)**

1,	Marlon Shirley	USA	22.93
2,	Danny Andrews	USA	23.60
3,	Dominique Andre	FRA	23.83
4,	Neil Fuller	AUS	24.23
5,	Marcus Ehm	GER	24.37
6,	Roderick Green	USA	24.96
7,	Roberto La Barbera	ITA	25.13
8,	David Barrallo	ESP	25.43

Cerebral Palsy Event **Paris 2003****Men's 400 Metres (Aug 28)**

1,	Mohammed Allek	ALG	55.33
2,	Matthew Slade	NZL	56.63
3,	Lamouri Rahmouni	FRA	57.81
4,	Rene Schramm	GER	58.22
5,	Darren Thrupp	GER	58.49
6,	Laurent Escurat	FRA	63.39



IAAF WORLD ATHLETIC SERIES RESULTS

This section contains the names of the first three finishers at every IAAF World Athletic Series event. The order in which these competitions are listed is that defined in the IAAF's Competition Regulations. The IAAF World Championships (see from page 61 for full results) rank in first place.

IAAF WORLD INDOOR CHAMPIONSHIPS

Venues - 1985: Paris (World Indoor Games; 18/19 Jan); 1987: Indianapolis (6-8 Mar); 1989: Budapest (3-5 Mar); 1991: Sevilla (8-10 Mar); 1993: Toronto (12-14 Mar); 1995: Barcelona (10-12 Mar); 1997: Paris (7-9 Mar); 1999: Maebashi (5-7 Mar); 2001: Lisboa (9-11 Mar); 2003: Birmingham (14-16 Mar); 2004: Budapest (5-7 Mar); 2006: Moskva (10-12 Mar); 2008: Valencia (7-9 Mar); 2010: Doha (12-14 Mar); 2012: Istanbul

YEAR	GOLD		SILVER		BRONZE	
MEN						
60 Metres						
1985	Ben Johnson	CAN	6.62	Sam Graddy	USA	6.63
1987	Lee McRae	USA	6.50	Mark Witherspoon	USA	6.54
1989	Andrés Simón	CUB	6.52	John Myles-Mills	GHA	6.59
1991	Andre Cason	USA	6.54	Linford Christie	GBR	6.55
1993	Bruny Surin	CAN	6.50	Frank Fredericks	NAM	6.51
1995	Bruny Surin	CAN	6.46	Darren Braithwaite	GBR	6.51
1997	Haris Papadias	GRE	6.50	Michael Green	JAM	6.51
1999	Maurice Greene	USA	6.42	Tim Harden	USA	6.43
2001	Tim Harden	USA	6.44	Tim Montgomery	USA	6.46
2003	Justin Gatlin	USA	6.46	Kim Collins	SKN	6.53
2004	Jason Gardener	GBR	6.49	Shawn Crawford	USA	6.52
2006	Leonard Scott	USA	6.50	Andrey Yepishin	RUS	6.52
2008	Olusoji Fasuba	NGR	6.51	Kim Collins	SKN	6.54
				Dwain Chambers	GBR	6.54
200 Metres (Discontinued after 2004)						
1985	Aleksandr Yevgenyev	URS	20.95	Ade Mafe	GBR	20.96
1987	Kirk Baptiste	USA	20.73	Bruno Marie-Rose	FRA	20.89
1989	John Regis	GBR	20.54	Ade Mafe	GBR	20.87
1991	Nikolay Antonov	BUL	20.67	Linford Christie	GBR	20.72
1993	James Trapp	USA	20.63	Damien Marsh	AUS	20.71
1995	Geir Moen	NOR	20.58	Troy Douglas	BER	20.94
1997	Kevin Little	USA	20.40	Iván García	CUB	20.46
1999	Frankie Fredericks	NAM	20.10	Obadele Thompson	BAR	20.26
2001	Shawn Crawford	USA	20.63	Christian Malcolm	GBR	20.76
2003	Marlon Devonish	GBR	20.62	Joseph Batangdon	CMR	20.76
2004	Dominic Demeritte	BAH	20.66	Johan Wissman	SWE	20.72
				João da Silva	BRA	21.19
				Robson da Silva	BRA	20.92
				Kevin Little	USA	21.12
				Ade Mafe	GBR	20.92
				Kevin Little	USA	20.72
				Sebastián Keitel	CHI	20.98
				Francis Obikwelu	NGR	21.10
				Kevin Little	USA	20.48
				Patrick van Balkom	NED	20.96
				Dominic Demeritte	BAH	20.92
				Tobias Unger	GER	21.02
400 Metres						
1985	Thomas Schönlebe	GDR	45.60	Todd Bennett	GBR	45.97
1987	Antonio McKay	USA	45.98	Roberto Hernández	CUB	46.09
1989	Antonio McKay	USA	45.59	Ian Morris	TRI	46.09
1991	Devon Morris	JAM	46.17	Samson Kitur	KEN	46.21
1993	Butch Reynolds	USA	45.26	Sunday Bada	NGR	45.75
1995	Darnell Hall	USA	46.17	Sunday Bada	NGR	46.38
1997	Sunday Bada	NGR	45.51	Jamie Baulch	GBR	45.62
1999	Jamie Baulch	GBR	45.73	Milton Campbell	USA	45.99
2001	Daniel Caines	GBR	46.40	Milton Campbell	USA	46.45
2003	Tyree Washington	USA	45.34	Daniel Caines	GBR	45.43
						Mark Rowe
						USA
						46.31
						Michael Franks
						USA
						46.19
						Cayetano Cornet
						ESP
						46.40
						Cayetano Cornet
						ESP
						46.52
						Darren Clark
						AUS
						46.45
						Mikhail Vdovin
						RUS
						46.65
						Shunji Karube
						JPN
						45.76
						Alejandro Cardenas
						MEX
						46.02
						Danny McFarlane
						JAM
						46.74
						Jamie Baulch
						GBR
						45.99
						Paul McKee
						IRL
						45.99
						Gary Kikaya
						COD
						46.30
						Chris Brown
						BAH
						45.78
						Chris Brown
						BAH
						46.26
800 Metres						
1985	Colomán Trabado	ESP	1:47.42	Benjamin González	ESP	1:47.94
1987	José Luiz Barbosa	BRA	1:47.49	Vladimir Graudyn	URS	1:47.68
						Ikem Billy
						GBR
						1:48.28
						Fauzi Lahbi
						MAR
						1:47.79

YEAR	GOLD			SILVER			BRONZE		
1989	Paul Ereng	KEN	1:44.84	José Luiz Barbosa	BRA	1:45.55	Tonino Viali	ITA	1:46.95
1991	Paul Ereng	KEN	1:47.08	Tomás de Teresa	ESP	1:47.82	Simon Hoogewerf	CAN	1:47.88
1993	Tom McKean	GBR	1:47.29	Charles Nkazyampi	BDI	1:47.62	Nico Motchebon	GER	1:48.15
1995	Clive Terrelonge	JAM	1:47.30	Benson Koech	KEN	1:47.51	Pavel Soukup	CZE	1:47.74
1997	Wilson Kipketer	KEN	1:42.67	Mahjoub Haïda	MAR	1:45.76	Rich Kenah	USA	1:46.16
1999	Johan Botha	RSA	1:45.47	Wilson Kipketer	DEN	1:45.49	Nico Motchebon	GER	1:45.74
2001	Yuriy Borzakovskiy	RUS	1:44.49	Johan Botha	RSA	1:46.42	André Bucher	SUI	1:46.46
2003	David Krummenacker	USA	1:45.69	Wilson Kipketer	DEN	1:45.87	Wilfred Bungei	KEN	1:46.54
2004	Mbulaeni Mulaudzi	RSA	1:45.71	Rashid Ramzi	BRN	1:46.15	Osmar dos Santos	BRA	1:46.26
2006	Wilfred Bungei	KEN	1:47.15	Mbulaeni Mulaudzi	RSA	1:47.16	Yuriy Borzakovskiy	RUS	1:47.38
2008	Abubaker Kaki	SUD	1:44.81	Mbulaeni Mulaudzi	RSA	1:44.91	Youssef Saad Kamel	BRN	1:45.26

1500 Metres

1985	Mike Hillardt	AUS	3:40.27	José Luis González	ESP	3:41.36	Joseph Chesire	KEN	3:41.38
1987	Marcus O'Sullivan	IRL	3:39.04	José Abascal	ESP	3:39.13	Han Kulker	NED	3:39.51
1989	Marcus O'Sullivan	IRL	3:36.64	Hauke Fuhlbrügge	GDR	3:37.80	Jeff Atkinson	USA	3:38.12
1991	Nouredine Morceli	ALG	3:41.57	Fermín Cacho	ESP	3:42.68	Mário Silva	POR	3:43.85
1993	Marcus O'Sullivan	IRL	3:45.00	David Strang	GBR	3:45.30	Branko Zorko	CRO	3:45.39
1995	Hicham El Guerrouj	MAR	3:44.54	Mateo Cañellas	ESP	3:44.85	Eric Nedeau	USA	3:44.91
1997	Hicham El Guerrouj	MAR	3:35.31	Rüdiger Stenzel	GER	3:37.24	William Tanui	KEN	3:37.48
1999	Haile Gebrselassie	ETH	3:33.77	Laban Rotich	KEN	3:33.98	Andrés Díaz	ESP	3:34.46
2001	Rui Silva	POR	3:51.06	Reyes Estévez	ESP	3:51.25	Noah Ngeny	KEN	3:51.63
2003	Driss Maazouzi	FRA	3:42.59	Bernard Lagat	KEN	3:42.62	Abdelkader Hachlaf	MAR	3:42.71
2004	Paul Korir	KEN	3:52.31	Ivan Heshko	UKR	3:52.34	Laban Rotich	KEN	3:52.93
2006	Ivan Heshko	UKR	3:42.08	Daniel Kipchirchir Komen	KEN	3:42.55	Elkana Angwenyi	KEN	3:42.98
2008	Deresse Mekonnen	ETH	3:38.23	Daniel Kipchirchir Komen	KEN	3:38.54	Juan Carlos Higuero	ESP	3:38.82

3000 Metres

1985	João Campos	POR	7:57.63	Don Clary	USA	7:57.78	Ivan Uvizl	TCH	7:57.92
1987	Frank O'Mara	IRL	8:03.32	Paul Donovan	IRL	8:03.99	Terry Brahm	USA	8:03.92
1989	Said Aouita	MAR	7:47.94	José Luis González	ESP	7:48.66	Dieter Baumann	FRG	7:50.47
1991	Frank O'Mara	IRL	7:41.14	Hammou Boutayeb	MAR	7:43.64	Rob Denmark	GBR	7:43.90
1993	Gennaro Di Napoli	ITA	7:50.26	Eric Dubus	FRA	7:50.57	Enrique Molina	ESP	7:51.10
1995	Gennaro Di Napoli	ITA	7:50.89	Anacleto Jiménez	ESP	7:50.98	Brahim Jabbour	MAR	7:51.42
1997	Haile Gebrselassie	ETH	7:34.71	Paul Bitok	KEN	7:38.84	Smaïl Sghir	MAR	7:40.01
1999	Haile Gebrselassie	ETH	7:53.57	Paul Bitok	KEN	7:53.79	Million Wolde	ETH	7:53.85
2001	Hicham El Guerrouj	MAR	7:37.74	Mohammed Mourhit	BEL	7:38.94	Alberto García	ESP	7:39.96
2003	Haile Gebrselassie	ETH	7:40.97	Alberto García	ESP	7:42.08	Luke Kipkosgei	KEN	7:42.56
2004	Bernard Lagat	KEN	7:56.34	Rui Silva	POR	7:57.08	Markos Geneti	ETH	7:57.87
2006	Kenenisa Bekele	ETH	7:39.32	Saif Saeed Shaheen	QAT	7:41.28	Eliud Kipchoge	KEN	7:42.58
2008	Tariku Bekele	ETH	7:48.23	Paul Kipsiele Koech	KEN	7:49.05	Abreham Cherkos	ETH	7:49.96

60 Metres Hurdles

1985	Stéphane Caristan	FRA	7.67	Javier Moracho	ESP	7.69	Jon Ridgeon	GBR	7.70
1987	Tonie Campbell	USA	7.51	Stéphane Caristan	FRA	7.62	Nigel Walker	GBR	7.66
1989	Roger Kingdom	USA	7.43	Colin Jackson	GBR	7.45	Igor Kazanov	URS	7.59
1991	Greg Foster	USA	7.45	Igor Kazanov	URS	7.47	Mark McKoy	CAN	7.49
1993	Mark McKoy	CAN	7.41	Colin Jackson	GBR	7.43	Tony Dees	USA	7.43
1995	Allen Johnson	USA	7.39	Courtney Hawkins	USA	7.41	Tony Jarrett	GBR	7.42
1997	Anier García	CUB	7.48	Colin Jackson	GBR	7.49	Tony Dees	USA	7.50
1999	Colin Jackson	GBR	7.38	Reggie Torian	USA	7.40	Falk Balzer	GER	7.44
2001	Terrence Trammell	USA	7.51	Anier García	CUB	7.54	Shaun Bownes	RSA	7.55
2003	Allen Johnson	USA	7.47	Anier García	CUB	7.49	Liu Xiang	CHN	7.52
2004	Allen Johnson	USA	7.36	Liu Xiang	CHN	7.43	Maurice Wignall	JAM	7.48
2006	Terrence Trammell	USA	7.43	Dayron Robles	CUB	7.46	Dominique Arnold	USA	7.52
2008	Liu Xiang	CHN	7.46	Allen Johnson	USA	7.55	Stanislav Olijar	LAT	7.60
							Yevgeniy Borisov	RUS	7.60

High Jump

1985	Patrik Sjöberg	SWE	2.32	Javier Sotomayor	CUB	2.30	Othmane Belfaa	ALG	2.27
1987	Igor Paklin	URS	2.38	Gennadiy Avdyeyenko	URS	2.38	Jan Zvara	TCH	2.34
1989	Javier Sotomayor	CUB	2.43	Dietmar Mögenburg	FRG	2.35	Patrik Sjöberg	SWE	2.35
1991	Hollis Conway	USA	2.40	Artur Partyka	POL	2.37	Javier Sotomayor	CUB	2.31
							Aleksey Yemelin	URS	2.31
1993	Javier Sotomayor	CUB	2.41	Patrik Sjöberg	SWE	2.39	Steve Smith	GBR	2.37
1995	Javier Sotomayor	CUB	2.38	Lámbros Papakóstas	GRE	2.35	Tony Barton	USA	2.32
1997	Charles Austin	USA	2.35	Lámbros Papakóstas	GRE	2.32	Dragutin Topic	YUG	2.32
1999	Javier Sotomayor	CUB	2.36	Vyacheslav Voronin	RUS	2.36	Charles Austin	USA	2.33
2001	Stefan Holm	SWE	2.32	Andrey Sokolovskiy	UKR	2.29	Staffan Strand	SWE	2.29

YEAR	GOLD			SILVER			BRONZE		
2003	Stefan Holm	SWE	2.35	Yaroslav Rybakov	RUS	2.33	Gennadiy Moroz	BLR	2.30
2004	Stefan Holm	SWE	2.35	Yaroslav Rybakov	RUS	2.32	Jaroslav Bába	CZE	2.25
							Germaine Mason	JAM	2.25
							Stefan Vasilache	ROU	2.25
2006	Yaroslav Rybakov	RUS	2.37	Andrey Tereshin	RUS	2.35	Linus Thörnblad	SWE	2.33
2008	Stefan Holm	SWE	2.36	Yaroslav Rybakov	RUS	2.34	Kyriakos Ioannou	CYP	2.30
							Andra Manson	USA	2.30

Pole Vault

1985	Sergey Bubka	URS	5.75	Thierry Vigneron	FRA	5.70	Vasiliy Bubka	URS	5.60
1987	Sergey Bubka	URS	5.85	Earl Bell	USA	5.80	Thierry Vigneron	FRA	5.80
1989	Radion Gataullin	URS	5.85	Grigoriy Yegorov	URS	5.80	Joe Dial	USA	5.70
1991	Sergey Bubka	URS	6.00	Viktor Ryzhenkov	URS	5.80	Ferenc Salbert	FRA	5.70
1993	Radion Gataullin	RUS	5.90	Grigoriy Yegorov	KAZ	5.80	Jean Galfione	FRA	5.80
1995	Sergey Bubka	UKR	5.90	Igor Potapovich	KAZ	5.80	Okkert Brits	RSA	5.75
							Andrei Tiwontchik	GER	5.75
1997	Igor Potapovich	KAZ	5.90	Lawrence Johnson	USA	5.85	Maksim Tarasov	RUS	5.75
1999	Jean Galfione	FRA	6.00	Jeff Hartwig	USA	5.95	Danny Ecker	GER	5.85
2001	Lawrence Johnson	USA	5.95	Tye Harvey	USA	5.90	Romain Mesnil	FRA	5.85
2003	Tim Lobinger	GER	5.80	Michael Stolle	GER	5.75	Rens Blom	NED	5.75
2004	Igor Pavlov	RUS	5.80	Adam Ptáček	CZE	5.70	Denis Yurchenko	UKR	5.70
2006	Brad Walker	USA	5.80	Alhaji Jeng	SWE	5.70	Tim Lobinger	GER	5.60
2008	Yevgeniy Lukyanenko	RUS	5.90	Brad Walker	USA	5.85	Steven Hooker	AUS	5.80

Long Jump

1985	Jan Leitner	TCH	7.96	Gyulai Pálóczi	HUN	7.94	Giovanni Evangelisti	ITA	7.88
1987	Larry Myricks	USA	8.23	Paul Emordi	NGR	8.01	Giovanni Evangelisti	ITA	8.01
1989	Larry Myricks	USA	8.37	Dietmar Haaf	GER	8.17	Mike Conley	USA	8.11
1991	Dietmar Haaf	GER	8.15	Jaime Jefferson	CUB	8.04	Giovanni Evangelisti	ITA	7.93
1993	Iván Pedroso	CUB	8.23	Joe Greene	USA	8.13	Jaime Jefferson	CUB	7.98
1995	Iván Pedroso	CUB	8.51	Matthias Sunneborn	SWE	8.20	Erick Walder	USA	8.14
1997	Iván Pedroso	CUB	8.51	Kirill Sosunov	RUS	8.41	Joe Greene	USA	8.41
1999	Iván Pedroso	CUB	8.62	Yago Lamela	ESP	8.56	Erick Walder	USA	8.30
2001	Iván Pedroso	CUB	8.43	Kareem Streete-Thompson	CAY	8.16	Carlos Calado	POR	8.16
2003	Dwight Phillips	USA	8.29	Yago Lamela	ESP	8.28	Miguel Pate	USA	8.21
2004	Savanté Stringfellow	USA	8.40	James Beckford	JAM	8.31	Vitaliy Shkurlatov	RUS	8.28
2006	Ignisious Gaisah	GHA	8.30	Irving Saladino	PAN	8.29	Andrew Howe	ITA	8.19
2008	Khotso Mokoena	RSA	8.08	Chris Tomlinson	GBR	8.06	Mohamed S. Al-Khuwalidi	KSA	8.01

Triple Jump

1985	Khristo Markov	BUL	17.22	Lázaro Betancourt	CUB	17.15	Lázaro Balcindes	CUB	16.83
1987	Mike Conley	USA	17.54	Oleg Protsenko	URS	17.26	Frank Rutherford	BAH	17.02
1989	Mike Conley	USA	17.65	Jorge Reyna	CUB	17.41	Juan López	CUB	17.28
1991	Igor Lapshin	URS	17.31	Leonid Voloshin	URS	17.04	Tord Henriksson	SWE	16.80
1993	Pierre Camara	FRA	17.59	Maris Bruziks	LAT	17.36	Brian Wellman	BER	17.27
1995	Brian Wellman	BER	17.72	Yoelbi Quesada	CUB	17.62	Serge Hélan	FRA	17.06
1997	Yoel García	CUB	17.30	Aliecer Urrutia	CUB	17.27	Aleksandr Aseledchenko	RUS	17.22
1999	Charles Friedek	GER	17.18	LaMark Carter	USA	16.98	Zsolt Czigler	HUN	16.98
2001	Paolo Camossi	ITA	17.32	Jonathan Edwards	GBR	17.26	Andrew Murphy	AUS	17.20
2003	Christian Olsson	SWE	17.70	Walter Davis	USA	17.35	Yoelbi Quesada	CUB	17.27
2004	Christian Olsson	SWE	17.83	Jadel Gregório	BRA	17.43	Yoandri Betanzos	CUB	17.36
2006	Walter Davis	USA	17.73	Jadel Gregório	BRA	17.56	Yoandri Betanzos	CUB	17.42
2008	Phillips Idowu	GBR	17.75	David Giralt	CUB	17.47	Nelson Évora	POR	17.27

Shot Put

1985	Remigius Machura	TCH	21.22	Udo Beyer	GDR	21.10	Janis Bojars	URS	19.94
1987	Ulf Timmermann	GDR	22.24	Werner Günthör	SUI	21.61	Sergey Smirnov	URS	20.67
1989	Ulf Timmermann	GDR	21.75	Randy Barnes	USA	21.28	Georg Andersen	NOR	20.98
1991	Werner Günthör	SUI	21.17	Klaus Bodenmüller	AUT	20.42	Ron Backes	USA	20.06
1993	Mike Stulce	USA	21.27	Jim Doehring	USA	21.08	Aleksandr Bagach	UKR	20.63
1995	Mika Halvari	FIN	20.74	C J Hunter	USA	20.58	Dragan Peric	YUG	20.36
1997	Yuriy Belonog	UKR	21.02	Aleksandr Bagach	UKR	20.94	John Godina	USA	20.87
1999	Aleksandr Bagach	UKR	21.41	John Godina	USA	21.06	Yuriy Belonog	UKR	20.89
2001	John Godina	USA	20.82	Adam Nelson	USA	20.72	Manuel Martínez	ESP	20.67
2003	Manuel Martínez	ESP	21.24	John Godina	USA	21.23	Yuriy Belonog	UKR	21.13
2004	Christian Cantwell	USA	21.49	Reese Hoffa	USA	21.07	Joachim B. Olsen	DEN	20.99
2006	Reese Hoffa	USA	22.11	Andrey Mikhnevich	BLR	21.37	Joachim B. Olsen	DEN	21.16
2008	Christian Cantwell	USA	21.77	Reese Hoffa	USA	21.20	Tomasz Majewski	POL	20.93

YEAR	GOLD				SILVER				BRONZE			
------	------	--	--	--	--------	--	--	--	--------	--	--	--

Heptathlon

1993*	Dan O'Brien	USA	6476	Mike Smith	CAN	6279	Eduard Hämäläinen	BLR	6075
1995	Christian Plaziat	FRA	6246	Tomás Dvorák	CZE	6169	Henrik Dagård	SWE	6142
1997	Robert Zmelík	CZE	6228	Erki Nool	EST	6213	Jón Arnur Magnússon	ISL	6145
1999	Sebastian Chmara	POL	6386	Erki Nool	EST	6374	Roman Sebrle	CZE	6319
2001	Roman Sebrle	CZE	6420	Jón Arnur Magnússon	ISL	6233	Lev Lobodin	RUS	6202
2003	Tom Pappas	USA	6361	Lev Lobodin	RUS	6297	Roman Sebrle	CZE	6196
2004	Roman Sebrle	CZE	6438	Bryan Clay	USA	6365	Lev Lobodin	RUS	6203
2006	André Niklaus	GER	6192	Bryan Clay	USA	6187	Roman Sebrle	CZE	6161
2008	Bryan Clay	USA	6371	Andrey Kravchenko	BLR	6234	Dmitriy Karpov	KAZ	6131

* Invitation Event

5000 Metres Walk (Discontinued after 1993)

1985	Gérard Lelièvre	FRA	19:06.20	Maurizio Damilano	ITA	19:11.41	David Smith	AUS	19:16.04
1987	Mikhail Shchennikov	URS	18:27.79	Jozef Pribilinec	TCH	18:27.80	Ernesto Canto	MEX	18:38.71
1989	Mikhail Shchennikov	URS	18:27.10	Roman Mrázek	TCH	18:28.90	Frants Kostyukevich	URS	18:34.07
1991	Mikhail Shchennikov	URS	18:23.55	Giovanni DeBenedictis	ITA	18:23.60	Frants Kostyukevich	URS	18:47.05
1993	Mikhail Shchennikov	RUS	18:32.10	Robert Korzeniowski	POL	18:35.91	Mikhail Orlov	RUS	18:43.48

4 x 400 Metres Relay

1991	Germany	3:03.05	United States	3:03.24	Italy	3:05.51
1993	United States	3:04.20	Trinidad & Tobago	3:07.02	Japan	3:07.30
1995	United States	3:07.37	Italy	3:09.12	Japan	3:09.73
1997	United States	3:04.93	Jamaica	3:08.11	France	3:08.11
1999	United States	3:02.83	Poland	3:03.01	Great Britain & NI	3:03.20
2001	Poland	3:04.47	Russia	3:04.82	Jamaica	3:05.45
2003	Jamaica	3:04.21	Great Britain & NI	3:06.12	Poland	3:06.61
2004	Jamaica	3:05.21	Russia	3:06.23	Ireland	3:10.44
2006	United States	3:03.24	Poland	3:04.67	Russia	3:06.91
2008	United States	3:06.79	Jamaica	3:07.69	Dominican Republic	3:07.77

WOMEN**60 Metres**

1985	Silke Gladisch	GDR	7.20	Heather Oakes	GBR	7.21	Christelle Bulteau	FRA	7.34
1987	Nelli Cooman	NED	7.08	Aneliya Nuneva	BUL	7.10	Angela Bailey	CAN	7.12
1989	Nelli Cooman	NED	7.05	Gwen Torrence	USA	7.07	Merlene Ottey	JAM	7.10
1991	Irina Sergeyeva	URS	7.02	Merlene Ottey	JAM	7.08	Liliana Allen	CUB	7.12
1993	Gail Devers	USA	6.95	Irina Privalova	RUS	6.97	Zhanna Tarnopolskaya	UKR	7.21
1995	Merlene Ottey	JAM	6.97	Melanie Paschke	GER	7.10	Carlette Guidry	USA	7.11
1997	Gail Devers	USA	7.06	Chandra Sturupp	BAH	7.15	Frédérique Bangué	FRA	7.17
1999	Katerína Thánou	GRE	6.96	Gail Devers	USA	7.02	Inger Miller	USA	7.06
2001	Chandra Sturupp	BAH	7.05	Angela Williams	USA	7.09	Chryste Gaines	USA	7.12
2003	Zhanna Block	UKR	7.04	Angela Williams	USA	7.16	Torri Edwards	USA	7.17
2004	Gail Devers	USA	7.08	Kim Gevaert	BEL	7.12	Yuliya Nesterenko	BLR	7.12
2006	Me'Lisa Barber	USA	7.01	Lauryn Williams	USA	7.01	Kim Gevaert	BEL	7.11
2008	Angela Williams	USA	7.06	Jeanette Kwakye	GBR	7.08	Tahesia Harrigan	IVB	7.09

200 Metres (Discontinued after 2004)

1985	Marita Koch	GDR	23.09	Christine Cazier	FRA	23.33	Kim Robertson	NZL	23.69
1987	Heike Drechsler	GDR	22.27	Merlene Ottey	JAM	22.66	Grace Jackson	JAM	23.21
1989	Merlene Ottey	JAM	22.34	Grace Jackson	JAM	22.95	Natalya Kovtun	URS	23.28
1991	Merlene Ottey	JAM	22.24	Irina Sergeyeva	URS	22.41	Grit Breuer	GER	22.58
1993	Irina Privalova	RUS	22.15	Melinda Gainsford	AUS	22.73	Natalya Voronova	RUS	22.90
1995	Melinda Gainsford	AUS	22.64	Pauline Davis	BAH	22.68	Natalya Voronova	RUS	23.01
1997	Katerina Koffa	GRE	22.76	Juliet Cuthbert	JAM	22.77	Svetlana Goncharenko	RUS	22.85
1999	Ionela Tîrlea	ROU	22.39	Svetlana Goncharenko	RUS	22.69	Pauline Davis	BAH	22.70
2001	Juliet Campbell	JAM	22.64	LaTasha Jenkins	USA	22.96	Natalya Safronnikova	BLR	23.17
2003	Muriel Hurtis	FRA	22.54	Anastasiya Kapachinskaya	RUS	22.80	Juliet Campbell	JAM	22.81
2004	Natalya Safronnikova	BLR	23.13	Svetlana Goncharenko	RUS	23.15	Karin Mayr-Krifka	AUT	23.18

400 Metres

1985	Diane Dixon	USA	53.35	Regine Berg	BEL	53.81	Charmaine Crooks	CAN	54.08
1987	Sabine Busch	GDR	51.66	Lillie Leatherwood	USA	52.54	Judit Forgács	HUN	52.68
1989	Helga Arendt	FRG	51.52	Diane Dixon	USA	51.77	Jillian Richardson	CAN	52.02
1991	Diane Dixon	USA	50.64	Sandra Myers	ESP	50.99	Anita Protti	SUI	51.41
1993	Sandie Richards	JAM	50.93	Tatyana Alekseyeva	RUS	51.03	Jearl Miles	USA	51.37
1995	Irina Privalova	RUS	50.23	Sandie Richards	JAM	51.38	Daniela Georgieva	BUL	51.78
1997	Jearl Miles-Clark	USA	50.96	Sandie Richards	JAM	51.17	Helena Fuchsová	CZE	52.04
1999	Grit Breuer	GER	50.80	Failat Ogunkoya	NGR	51.25	Jearl Miles-Clark	USA	51.45

YEAR	GOLD			SILVER			BRONZE		
2001	Sandie Richards	JAM	51.04	Olga Kotlyarova	RUS	51.56	Olesya Zykina	RUS	51.71
2003	Natalya Nazarova	RUS	50.83	Christine Amertil	BAH	51.11	Grit Breuer	GER	51.13
2004	Natalya Nazarova	RUS	50.19	Olesya Krasnomovets	RUS	50.65	Tonique Williams	BAH	50.87
2006	Olesya Krasnomovets	RUS	50.04	Vania Stambolova	BUL	50.21	Christine Amertil	BAH	50.34
2008	Olesya Zykina	RUS	51.09	Natalya Nazarova	RUS	51.10	Shareese Woods	USA	51.41

800 Metres

1985	Cristeana Cojocaru	ROU	2:04.22	Jane Finch	GBR	2:04.71	Maria Simeanu	ROU	2:05.51
1987	Christine Wachtel	GDR	2:01.32	Gabriela Sedláková	TCH	2:01.85	Lyubov Karyukova	URS	2:01.98
1989	Christine Wachtel	GDR	1:59.24	Tatyana Grebenchuk	URS	1:59.53	Ellen Kiessling	GDR	1:59.68
1991	Christine Wachtel	GER	2:01.51	Violeta Beclea	ROU	2:01.75	Ella Kovacs	ROU	2:01.79
1993	Maria Mutola	MOZ	1:57.55	Svetlana Masterkova	URS	1:59.18	Joetta Clark	USA	1:59.86
1995	Maria Mutola	MOZ	1:57.62	Yelena Afanasyeva	RUS	1:59.79	Letitia Vriesde	SUR	2:00.36
1997	Maria Mutola	MOZ	1:58.96	Natalya Dukhnova	BLR	1:59.31	Joetta Clark	USA	1:59.82
1999	Ludmila Formanová	CZE	1:56.90	Maria Mutola	MOZ	1:57.17	Natalya Tsyganova	RUS	1:57.47
2001	Maria Mutola	MOZ	1:59.74	Stephanie Graf	AUT	1:59.78	Helena Fuchsová	CZE	2:01.18
2003	Maria Mutola	MOZ	1:58.94	Stephanie Graf	AUT	1:59.39	Mayte Martínez	ESP	1:59.53
2004	Maria Mutola	MOZ	1:58.50	Jolanda Ceplak	SLO	1:58.72	Jo Fenn	GBR	1:59.50
2006	Maria Mutola	MOZ	1:58.90	Kenia Sinclair	JAM	1:59.54	Hasna Benhassi	MAR	2:00.34
2008	Tamsyn Lewis	AUS	2:02.57	Tatyana Petlyuk	UKR	2:02.66	Maria Mutola	MOZ	2:02.97

1500 Metres

1985	Elly van Hulst	NED	4:11.41	Fita Lovin	ROU	4:11.42	Brit McRoberts	CAN	4:11.83
1987	Doina Melinte	ROU	4:05.68	Tatyana Samolenko	URS	4:07.08	Svetlana Kitova	URS	4:07.59
1989	Doina Melinte	ROU	4:04.79	Svetlana Kitova	URS	4:05.71	Yvonne Mai	GDR	4:06.09
1991	Lyudmila Rogachova	URS	4:05.09	Ivana Kubesová	TCH	4:06.22	Tudorita Chidu	ROU	4:06.27
1993	Yekaterina Podkopayeva	RUS	4:09.29	Violeta Beclea	ROU	4:09.41	Sandra Gasser	SUI	4:10.99
1995	Regina Jacobs	USA	4:12.61	Carla Sacramento	POR	4:13.02	Mayte Zúñiga	ESP	4:16.63
1997	Yekaterina Podkopayeva	RUS	4:05.19	Patricia Djaté-Taillard	FRA	4:06.16	Lidia Chojecka	POL	4:06.25
1999	Gabriela Szabo	ROU	4:03.23	Violeta Szekely	ROU	4:03.53	Lidia Chojecka	POL	4:05.86
2001	Hasna Benhassi	MAR	4:10.83	Violeta Szekely	ROU	4:11.17	Natalya Gorelova	RUS	4:11.74
2003	Regina Jacobs	USA	4:01.67	Kelly Holmes	GBR	4:02.66	Yekaterina Rozenberg	RUS	4:02.80
2004	Kutre Dulecha	ETH	4:06.40	Carmen Douma-Hussar	CAN	4:08.18	Gulnara Samitova	RUS	4:08.26
2006	Yuliya Chizhenko	RUS	4:04.70	Yelena Soboleva	RUS	4:05.21	Maryam Jamal	BRN	4:05.53
2008	Yelena Soboleva*	RUS	3:57.71	Yuliya Fomenko*	RUS	3:59.41	Gelete Burka	ETH	3:59.75

* Soboleva and Fomenko will ultimately be disqualified as noted on page 100. In which case the order will be: gold – Burka; silver – Maryam Jamal BRN 3:59.79; bronze – Daniela Yordanova BUL 4:04.19

3000 Metres

1985	Debbie Scott	CAN	9:04.99	Agnese Possamai	ITA	9:09.66	PattiSue Plumer	USA	9:12.12
1987	Tatyana Samolenko	URS	8:46.52	Olga Bondarenko	URS	8:47.08	Maricica Puica	ROU	8:47.92
1989	Elly van Hulst	NED	8:33.82	Liz McColgan	GBR	8:34.80	Margareta Keszeg	ROU	8:48.70
1991	Marie-Pierre Duros	FRA	8:50.69	Margareta Keszeg	ROU	8:51.51	Lyubov Kremlyova	URS	8:51.90
1993	Yvonne Murray	GBR	8:50.55	Margareta Keszeg	ROU	9:02.89	Lynn Jennings	USA	9:03.78
1995	Gabriela Szabo	ROU	8:54.50	Lynn Jennings	USA	8:55.23	Joan Nesbit	USA	8:56.08
1997	Gabriela Szabo	ROU	8:45.75	Sonia O'Sullivan	IRL	8:46.19	Fernanda Ribeiro	POR	8:49.79
1999	Gabriela Szabo	ROU	8:36.42	Zahra Ouaziz	MAR	8:38.43	Regina Jacobs	USA	8:39.14
2001	Olga Yegorova	RUS	8:37.48	Gabriela Szabo	ROU	8:39.65	Yelena Zadorozhnaya	RUS	8:40.15
2003	Berhane Adere	ETH	8:40.25	Marta Domínguez	ESP	8:42.17	Meseret Defar	ETH	8:42.58
2004	Meseret Defar	ETH	9:11.22	Berhane Adere	ETH	9:11.43	Shayne Culpepper	USA	9:12.15
2006	Meseret Defar	ETH	8:38.80	Liliya Shobukhova	RUS	8:42.18	Lidia Chojecka	POL	8:42.59
2008	Meseret Defar	ETH	8:38.79	Meselech Melkamu	ETH	8:41.50	Mariam Alaoui Selsouli	MAR	8:41.66

60 Metres Hurdles

1985	Xénia Siska	HUN	8.03	Laurence Elloy	FRA	8.08	Anne Piquereau	FRA	8.10
1987	Cornelia Oschkenat	GDR	7.82	Yordanka Donkova	BUL	7.85	Ginka Zagorcheva	BUL	7.99
1989	Yelizaveta Chernyshova	URS	7.82	Lyudmila Narozhilenko	URS	7.83	Cornelia Oschkenat	GDR	7.86
1991	Lyudmila Narozhilenko	URS	7.88	Monique Ewanjé-Épée	FRA	7.90	Aliuska López	CUB	8.03
1993	Julie Baumann	SUI	7.96	LaVonna Martin-Floralé	USA	7.99	Patricia Girard	FRA	8.01
1995	Aliuska López	CUB	7.92	Olga Shishigina	KAZ	7.92	Brigita Bukovec	SLO	7.93
1997	Michelle Freeman	JAM	7.82	Gillian Russell	JAM	7.84	Cheryl Dickey	USA	7.84
							Patricia Girard	FRA	7.84
1999	Olga Shishigina	KAZ	7.86	Glory Alozie	NGR	7.87	Katie Anderson	CAN	7.90
2001	Anjanette Kirkland	USA	7.85	Michelle Freeman	JAM	7.92	Nicole Ramalalanirina	FRA	7.96
2003	Gail Devers	USA	7.81	Glory Alozie	ESP	7.90	Melissa Morrison	USA	7.92
2004	Perdita Felicien	CAN	7.75	Gail Devers	USA	7.78	Linda Ferga-Khodadin	FRA	7.82
2006	Derval O'Rourke	IRL	7.84	Glory Alozie	ESP	7.86	Susanna Kallur	SWE	7.87
2008	Lolo Jones	USA	7.80	Candice Davis	USA	7.93	Anay Tejeda	CUB	7.98

YEAR	GOLD			SILVER			BRONZE		
High Jump									
1985	Stefka Kostadinova	BUL	1.97	Susanne Lorentzon	SWE	1.94	Debbie Brill	CAN	1.90
							Danuta Bulkowska	POL	1.90
							Silvia Costa	CUB	1.90
1987	Stefka Kostadinova	BUL	2.05	Susanna Beyer	GDR	2.02	Emiliya Dragieva	BUL	2.00
1989	Stefka Kostadinova	BUL	2.02	Tamara Bykova	URS	2.00	Heike Redetzky	FRG	1.94
1991	Heike Henkel	GER	2.00	Tamara Bykova	URS	1.97	Heike Balck	GER	1.94
1993	Stefka Kostadinova	BUL	2.02	Heike Henkel	GER	2.02	Inga Babakova	RUS	2.00
1995	Alina Astafei	GER	2.01	Britta Bilac	SLO	1.99	Heike Henkel	GER	1.99
1997	Stefka Kostadinova	BUL	2.02	Inga Babakova	UKR	2.00	Hanne Haugland	NOR	2.00
1999	Khristina Kalcheva	BUL	1.99	Zuzana Hlavonová	CZE	1.96	Tisha Waller	USA	1.96
2001	Kajsa Bergqvist	SWE	2.00	Inga Babakova	UKR	2.00	Venelina Veneva	BUL	1.96
2003	Kajsa Bergqvist	SWE	2.01	Yelena Yelesina	RUS	1.99	Anna Chicherova	RUS	1.99
2004	Yelena Slesarenko	RUS	2.04	Anna Chicherova	RUS	2.00	Blanka Vlasic	CRO	1.97
2006	Yelena Slesarenko	RUS	2.02	Blanka Vlasic	CRO	2.00	Ruth Beitia	ESP	1.98
2008	Blanka Vlasic	CRO	2.03	Yelena Slesarenko	RUS	2.01	Vita Palamar	UKR	2.01
Pole Vault									
1997	Stacy Dragila	USA	4.40	Emma George	AUS	4.35	Cai Weiyan	CHN	4.35
1999	Nastja Ryshich	GER	4.50	Vala Flosadottir	ISL	4.45	Nicole Humbert	GER	4.35
							Zsuzsa Szabó	HUN	4.35
2001	Pavla Hamáčková	CZE	4.56	Svetlana Feofanova	RUS	4.51			
				Kellie Suttle	USA	4.51			
2003	Svetlana Feofanova	RUS	4.80	Yelena Isinbayeva	RUS	4.60	Monika Pyrek	POL	4.45
2004	Yelena Isinbayeva	RUS	4.86	Stacy Dragila	USA	4.81	Svetlana Feofanova	RUS	4.70
2006	Yelena Isinbayeva	RUS	4.80	Anna Rogowska	POL	4.75	Svetlana Feofanova	RUS	4.70
2008	Yelena Isinbayeva	RUS	4.75	Jenn Stuczynski	USA	4.75	Fabiana Murer	BRA	4.70
							Monika Pyrek	POL	4.70
Long Jump									
1985	Helga Radtke	GDR	6.88	Tatyana Rodionova	URS	6.72	Niole Medvedeva	URS	6.44
1987	Heike Drechsler	GDR	7.10	Helga Radtke	GDR	6.94	Yelena Belevskaya	URS	6.76
1989	Galina Chistyakova	URS	6.98	Marieta Ilcu	ROU	6.86	Larisa Berezhnaya	URS	6.82
1991	Larisa Berezhnaya	URS	6.84	Heike Drechsler	GER	6.82	Marieta Ilcu	ROU	6.74
1993	Marieta Ilcu	ROU	6.84	Susen Tiedke	GER	6.84	Inessa Kravets	UKR	6.77
1995	Lyudmila Galkina	RUS	6.95	Irina Mushayilova	RUS	6.90	Susen Tiedtke-Greene	GER	6.90
1997	Fiona May	ITA	6.86	Chioma Ajunwa	NGR	6.80	Agata Karczmarek	POL	6.71
1999	Tatyana Kotova	RUS	6.86	Shana Williams	USA	6.82	Iva Prandzheva	BUL	6.78
2001	Dawn Burrell	USA	7.03	Tatyana Kotova	RUS	6.98	Niurka Montalvo	ESP	6.88
2003	Tatyana Kotova	RUS	6.84	Inessa Kravets	UKR	6.72	Maurren Maggi	BRA	6.70
2004	Tatyana Lebedeva	RUS	6.98	Tatyana Kotova	RUS	6.93	Carolina Klüft	SWE	6.92
2006	Tatyana Kotova	RUS	7.00	Tianna Madison	USA	6.80	Naide Gomes	POR	6.76
2008	Naide Gomes	POR	7.00	Maurren Higa Maggi	BRA	6.89	Irina Simagina	RUS	6.88
Triple Jump									
1991*	Inessa Kravets	URS	14.44	Li Huirong	CHN	13.98	Sofiya Bozhanova	BUL	13.62
1993	Inessa Kravets	UKR	14.47	Iolanda Chen	RUS	14.36	Inna Lasovskaya	RUS	14.35
1995	Iolanda Chen	RUS	15.03	Iva Prandzheva	BUL	14.71	Ren Ruiping	CHN	14.37
1997	Inna Lasovskaya	RUS	15.01	Ashia Hansen	GBR	14.70	Sárka Kaspárková	CZE	14.66
1999	Ashia Hansen	GBR	15.02	Iva Prandzheva	BUL	14.94	Sárka Kaspárková	CZE	14.87
2001	Tereza Marinova	BUL	14.91	Tatyana Lebedeva	RUS	14.85	Tiombe Hurd	USA	14.19
2003	Ashia Hansen	GBR	15.01	Françoise Mbango	CMR	14.88	Kéné Ndoye	SEN	14.72
2004	Tatyana Lebedeva	RUS	15.36	Yamilé Aldama	SUD	14.90	Chrisopiýí Devetzí	GRE	14.73
2006	Tatyana Lebedeva	RUS	14.95	Anna Pyatykh	RUS	14.93	Yamilé Aldama	SUD	14.86
2008	Yargelis Savigne	CUB	15.05	Hrysopiýí Devetzí	GRE	15.00	Marija Sestak	SLO	14.68
* Invitation Event									
Shot Put									
1985	Natalya Lisovskaya	URS	20.07	Ines Müller	GDR	19.68	Nunu Abashidze	URS	18.82
1987	Natalya Lisovskaya	URS	20.52	Ilona Briesenick	GDR	20.28	Claudia Losch	FRG	20.14
1989	Claudia Losch	FRG	20.45	Huang Zhihong	CHN	20.25	Christa Wiese	GDR	19.75
1991	Sui Xinmei	CHN	20.54	Huang Zhihong	CHN	20.33	Natalya Lisovskaya	URS	20.00
1993	Svetlana Krivelyova	RUS	19.57	Stephanie Storp	GER	19.37	Zhang Lihong	CHN	19.32
1995	Kathrin Neimke	GER	19.40	Connie Price-Smith	USA	19.12	Grit Hammer	GER	19.02
1997	Vita Pavlysh	UKR	20.00	Astrid Kumbernuss	GER	19.92	Irina Korzhanenko	RUS	19.49
1999	Svetlana Krivelyova	RUS	19.08	Krystyna Zabawska	POL	19.00	Teri Tunks	USA	18.86
2001	Larisa Peleshenko	RUS	19.84	Nadezhda Ostapchuk	BLR	19.24	Svetlana Krivelyova	RUS	19.18
2003	Irina Korzhanenko	RUS	20.55	Nadezhda Ostapchuk	BLR	20.31	Astrid Kumbernuss	GER	19.86

YEAR	GOLD			SILVER			BRONZE		
2004	Svetlana Krivelyova	RUS	19.90	Yumileidi Cumbá	CUB	19.31	Nadine Kleinert	GER	19.05
2006	Natalya Khoroneko	BLR	19.84	Nadine Kleinert	GER	19.64	Olga Ryabinkina	RUS	19.24
2008	Valerie Vili	NZL	20.19	Nadzeya Ostapchuk	BLR	19.74	Li Meiju	CHN	19.09

Pentathlon

1993*	Liliana Nastase	ROU	4686	Urszula Wlodarczyk	POL	4667	Birgit Clarius	GER	4641
1995	Svetlana Moskalets	RUS	4834	Kym Carter	USA	4632	Irina Tyukhay	RUS	4622
1997	Sabine Braun	GER	4780	Mona Steigauf	GER	4681	Kym Carter	USA	4627
1999	DeDee Nathan	USA	4753	Irina Belova	RUS	4691	Urszula Wlodarczyk	POL	4596
2001	Natalya Sazanovich	BLR	4850	Yelena Prokhorova	RUS	4711	Karin Ertl	GER	4678
2003	Carolina Klüft	SWE	4933	Natalya Sazanovich	BLR	4715	Marie Collonville	FRA	4644
2004	Naide Gomes	POR	4759	Natalya Dobrynska	UKR	4727	Austra Skujytė	LTU	4679
2006	Lyudmila Blonska	UKR	4685	Karin Ruckstuhl	NED	4607	Olga Levenkova	RUS	4579
2008	Tia Hellebaut	BEL	4867	Kelly Sotherton	GBR	4852	Anna Bogdanova	RUS	4753

* Invitation Event

3000 Metres Walk (Discontinued after 1993)

1985	Giuliana Salce	ITA	12:53.42	Yan Hong	CHN	13:05.56	Ann Peel	CAN	13:06.97
1987	Olga Krishtop	URS	12:05.49	Giuliana Salce	ITA	12:36.76	Ann Peel	CAN	12:38.97
1989	Kerry Saxby	AUS	12:01.65	Beate Anders	GDR	12:07.73	Ileana Salvador	ITA	12:11.33
1991	Beate Anders	GER	11:50.90	Kerry Saxby	AUS	12:03.21	Ileana Salvador	ITA	12:07.67
1993	Yelena Nikolayeva	RUS	11:49.73	Kerry Saxby-Junna	AUS	11:53.82	Ileana Salvador	ITA	11:55.35

4 x 400 Metres Relay

1991	Germany	3:27.22	USSR	3:27.95	United States	3:29.00
1993	Jamaica	3:32.32	United States	3:32.50	-	
1995	Russia	3:29.29	Czech Republic	3:30.27	United States	3:31.43
1997	Russia	3:26.84	United States	3:27.66	Germany	3:28.39
1999	Russia	3:24.25	Australia	3:26.87	United States	3:27.59
2001	Russia	3:30.00	Jamaica	3:30.79	Germany	3:31.00
2003	Russia	3:28.45	Jamaica	3:31.23	United States	3:31.69
2004	Russia	3:23.88	Belarus	3:29.96	Romania	3:30.06
2006	Russia	3:24.91	United States	3:28.63	Belarus	3:28.65
2008	Russia	3:28.17	Belarus	3:28.90	United States	3:29.30

IAAF WORLD JUNIOR CHAMPIONSHIPS

Venues - 1986: Athína (16-20 Jul); 1988: Sudbury (27-31 Jul); 1990: Plovdiv (8-12 Aug); 1992: Seoul (16-20 Sep); 1994: Lisboa (19-24 Jul); 1996: Sydney (20-25 Aug); 1998: Annecy (28 Jul-2 Aug); 2000: Santiago de Chile (17-22 Oct); 2002: Kingston (16-21 Jul); 2004: Grosseto (12-18 Jul); 2006: Beijing (15-20 Aug); 2008: Bydgoszcz (8-13 Jul); 2010: Moncton (20-25 Jul)

MEN**100 Metres**

1986	Derrick Florence	USA	10.17	Stanley Kerr	USA	10.23	Jamie Henderson	GBR	10.34	0.8
1988	Andre Cason	USA	10.22	Sven Matthes	GDR	10.28	Aleksandr Shlychkov	URS	10.37	-2.7
1990	Davidson Ezinwa	NGR	10.17	Jason Livingston	GBR	10.25	Rodney Bridges	USA	10.37	0.7
1992	Ato Boldon	TRI	10.30	Darren Campbell	GBR	10.46	Tony McCall	USA	10.49	0.0
1994	Deji Aliu	NGR	10.21	Jason Gardener	GBR	10.25	Deworski Odom	USA	10.26	1.2
1996	Francis Obikwelu	NGR	10.21	Seun Ogunkoya	NGR	10.25	Francesco Scuderi	ITA	10.43	1.0
1998	Christian Malcolm	GBR	10.12	Amar Johnson	USA	10.34	Dwight Thomas	JAM	10.40	1.6
2000	Mark Lewis-Francis	GBR	10.12	Mubarak Al-Yami	KSA	10.38	Marc Burns	TRI	10.40	0.1
2002	Darrel Brown	TRI	10.09	Marc Burns	TRI	10.18	Willie Hordge	USA	10.36	-0.6
2004	Ivory Williams	USA	10.29	Demi Omole	USA	10.31	Renaldo Rose	JAM	10.34	1.0
2006	Harry Aikines-Aryeety	GBR	10.37	Justyn Warner	CAN	10.39	Yohan Blake	JAM	10.42	-0.5
2008	Dexter Lee	JAM	10.40	Wilhelm van der Vyver	RSA	10.42	Terrell Wilks	USA	10.45	-0.8

200 Metres

1986	Stanley Kerr	USA	20.74	Derrick Florence	USA	21.12	Steven McBain	AUS	21.21	0.2
1988	Kevin Braunskill	USA	20.87w	Olapade Adeniken	NGR	20.88	Dmitriy Bartenyev	URS	20.92	4.2
1990	Aleksandr Goremykin	URS	20.47	Davidson Ezinwa	NGR	20.75	James Stallworth	USA	20.81	-0.5
1992	Ato Boldon	TRI	20.63	Darren Campbell	GBR	20.87	Glen Elferink	RSA	21.00	0.3
1994	Tony Wheeler	USA	20.62	Deji Aliu	NGR	20.88	Ian Mackie	GBR	20.95	1.7
1996	Francis Obikwelu	NGR	20.47	Riaan Dempers	RSA	20.96	Bryan Harrison	USA	21.10	-1.6
1998	Christian Malcolm	GBR	20.44	Jairo Duzant	AHO	20.92	Russell Frye	USA	20.94	-0.2
2000	Paul Gorries	RSA	20.64	Marcin Jedrusinski	POL	20.87	Tim Benjamin	GBR	20.94	1.3
2002	Usain Bolt	JAM	20.61	Brendan Christian	ANT	20.74	Wes Felix	USA	20.82	0.9
2004	Andrew Howe	ITA	20.28	Leigh Julius	RSA	20.88	Jamil James	TRI	21.00	0.1

YEAR	GOLD			SILVER			BRONZE			
2006	Marek Niit	EST	20.96	Brian Barnett	CAN	21.00	Alex Nelson	GBR	21.14	-1.1
2008	Christophe Lemaître	FRA	20.83	Nickel Ashmeade	JAM	20.84	Robert Hering	GER	20.96	-0.9
400 Metres										
1986	Miles Murphy	AUS	45.64	Roberto Hernández	CUB	45.64	Edgar Itt	FRG	45.72	
1988	Tomasz Jedrusik	POL	46.19	Steve Perry	AUS	46.74	Anthony Eziuka	NGR	46.81	
1990	Chris Nelloms	USA	45.43	Rico Lieder	GDR	46.28	Mark Richardson	GBR	46.33	
1992	Deon Minor	USA	45.75	Rikard Rasmusson	SWE	46.07	Francis Ogolo	UGA	46.16	
1994	Michael McDonald	JAM	45.83	Ramon Clay	USA	46.13	Shaun Farrell	NZL	46.31	
1996	Obea Moore	USA	45.27	Jerome Davis	USA	45.86	Shane Niemi	CAN	45.94	
1998	Nduka Awazie	NGR	45.54	Casey Vincent	AUS	45.55	Fawzi Al-Shammari	KUW	45.89	
2000	Hamdan Al-Bishi	KSA	44.66	Brandon Simpson	JAM	45.73	Shinji Ishikawa	JPN	45.77	
2002	Darold Williamson	USA	45.37	Jonathan Fortenberry	USA	45.73	Jermaine Gonzales	JAM	45.84	
2004	LaShawn Merritt	USA	45.25	Nagmeldin Ali Abubakr	SUD	45.97	Obakeng Ngwigwa	BOT	45.97	
2006	Rennie Quow	TRI	45.74	Justin Oliver	USA	45.78	Martyn Rooney	GBR	45.87	
2008	Marcus Boyd	USA	45.53	Kirani James	GRN	45.70	O'Neal Wilder	USA	45.76	
800 Metres										
1986	David Sharpe	GBR	1:48.32	Manuel Balmaceda	CHI	1:48.91	Andrey Sudnik	URS	1:48.93	
1988	Jonah Birir	KEN	1:50.03	Kevin McKay	GBR	1:50.79	Melfort Homela	ZIM	1:51.34	
1990	Desta Asgedom	ETH	1:46.35	Jonah Birir	KEN	1:46.61	Norberto Téllez	CUB	1:47.33	
1992	Benson Koech	KEN	1:44.77	Lee Jin-Il	KOR	1:46.34	Brendan Hanigan	AUS	1:47.26	
1994	Paul Byrne	AUS	1:47.42	Japheth Kimutai	KEN	1:48.22	Alain Miranda	CUB	1:48.24	
1996	Mwengi Mutua	KEN	1:48.21	Tom Lerwill	GBR	1:48.40	Grant Cremer	AUS	1:48.46	
1998	William Chirchir	KEN	1:47.23	Wilfred Bungei	KEN	1:47.53	Paskar Owor	UGA	1:48.20	
2000	Nicholas Wachira	KEN	1:47.16	Florent Lacasse	FRA	1:47.61	Antonio Reina	ESP	1:47.90	
2002	Alex Kipchirchir	KEN	1:46.59	Salem Al-Badri	QAT	1:46.63	David Fiegen	LUX	1:46.66	
2004	Majid Saeed Sultan	QAT	1:47.33	Alfred Yego Kirwa	KEN	1:47.39	Selahattin Cobanoglu	TUR	1:47.71	
2006	David Rudisha	KEN	1:47.40	Jackson Kivuna	KEN	1:47.64	Abraham Chepkirwot	UGA	1:47.79	
2008	Abubaker Kaki	SUD	1:45.60	Geoffrey Kibet	KEN	1:46.23	André Olivier	RSA	1:47.57	
1500 Metres										
1986	Wilfred Kirochi	KEN	3:44.62	Peter Rono	KEN	3:45.52	Johan Boakes	GBR	3:45.80	
1988	Wilfred Kirochi	KEN	3:46.52	Noureddine Morcelli	ALG	3:46.93	Fermín Cacho	ESP	3:47.31	
1990	Moses Kiptanui	KEN	3:38.32	Alemayehu Roba	ETH	3:41.71	Desta Asgedom	ETH	3:43.38	
1992	Atoi Boru	KEN	3:37.94	Vénuste Niyongabo	BDI	3:38.59	Kevin Sullivan	CAN	3:39.11	
1994	Julius Achon	UGA	3:39.78	André Bucher	SUI	3:40.46	Philip Mosima	KEN	3:41.09	
1996	Shadrack Langat	KEN	3:38.96	Mohammed Yagoub	SUD	3:39.17	Miloud Abaoub	ALG	3:39.37	
1998	Adil Kaouch	MAR	3:42.43	Benjamin Kipkurui	KEN	3:42.67	Robert Witt	POL	3:43.47	
2000	Cornelius Chirchir	KEN	3:38.80	Wolfram Müller	GER	3:39.37	Philemon Kibet	KEN	3:40.77	
2002	Yassine Bensghir	MAR	3:40.72	Abdulrahman Suleiman	QAT	3:41.72	Samuel Mwera	TAN	3:41.75	
2004	Reda Iguider	MAR	3:35.53	Benson Esho	KEN	3:35.80	Brimin Kipruto	KEN	3:35.96	
2006	Remi Limo	KEN	3:40.44	Abdelaati Iguider	MAR	3:40.73	Belal Mansoor Ali	BRN	3:41.36	
2008	Imad Touil	ALG	3:47.40	James Magut	KEN	3:47.51	Demma Daba	ETH	3:47.65	
5000 Metres										
1986	Peter Chumba	KEN	13:55.25	Alejandro Gómez	ESP	13:55.94	Melese Feyessa	ETH	13:56.45	
1988	Henry Kirui	KEN	13:54.29	Mohamed Choumassi	MAR	13:54.36	Addis Abebe	ETH	13:58.08	
1990	Fita Bayissa	ETH	13:42.59	Abreham Assefa	ETH	13:44.63	Francesco Bennici	ITA	13:47.10	
1992	Haile Gebrselassie	ETH	13:36.06	Ismael Kirui	KEN	13:36.11	Hicham El Guerrouj	MAR	13:46.79	
1994	Daniel Komen	KEN	13:45.37	Regasa Habte	ETH	13:49.70	Giuliano Battocletti	ITA	13:51.16	
1996	Assefa Mezgebu	ETH	13:35.30	David Chelule	KEN	13:36.27	Aaron Gabonewe	RSA	13:46.19	
1998	Million Wolde	ETH	13:47.49	Kipchumba Mitei	KEN	13:49.60	Kihara Kamzee	KEN	13:51.22	
2000	Gordon Mugi	KEN	13:44.93	Kenenisa Bekele	ETH	13:45.43	Cyrus Kataron	KEN	13:46.12	
2002	Hillary Chenonge	KEN	13:28.30	Markos Geneti	ETH	13:28.83	Gebre-egziabher Gebremariam	ETH	13:29.13	
2004	Augustine Choge	KEN	13:28.93	Bado Worku	ETH	13:30.45	Tariku Bekele	ETH	13:30.86	
2006	Tariku Bekele	ETH	13:31.34	Abreham Cherkos	ETH	13:35.95	Joseph Ebuya	KEN	13:42.93	
2008	Abreham Cherkos	ETH	13:08.57	Mathew Kisorio	KEN	13:11.57	Dejen Gebremeskel	ETH	13:11.97	
10,000 Metres										
1986	Peter Chumba	KEN	28:44.00	Juma Munyampanda	TAN	28:45.14	Debebe Demisse	ETH	28:49.09	
1988	Addis Abebe	ETH	28:42.13	Bedelu Kibret	ETH	28:48.55	James Songok	KEN	28:50.42	
1990	Richard Chelimo	KEN	28:18.57	Ismael Kirui	KEN	28:40.77	Juma Ninga	TAN	28:41.90	
1992	Haile Gebrselassie	ETH	28:03.99	Josphat Ndeti	KEN	28:46.25	Yasuyuki Watanabe	JPN	28:52.89	
1994	Daniel Komen	KEN	28:29.74	Kenji Takao	JPN	28:55.24	Michitane Noda	JPN	29:00.55	
1996	Assefa Mezgebu	ETH	28:27.78	David Chelule	KEN	28:29.14	Tetsuhiro Furuta	JPN	28:31.61	
1998	Benson Barus	KEN	29:24.28	Salim Kipsang	KEN	29:36.80	Alene Emere	ETH	29:47.60	
2000	Robert Kipchumba	KEN	28:54.37	Duncan Lebo	KEN	28:58.39	Abraham Hadush	ETH	29:44.65	
2002	Gebre-egziabher Gebremariam	ETH	29:02.71	Sileshi Sihine	ETH	29:03.74	Solomon Bushendich	KEN	29:05.96	

YEAR	GOLD			SILVER			BRONZE		
2004	Boniface Kiprop	UGA	28:03.77	Fabiano Joseph	TAN	28:04.45	Ryuji Ono	JPN	28:30.45
2006	Ibrahim Jeylan	ETH	28:53.29	Joseph Ebuya	KEN	28:53.46	Adam Ismail Khamis	BRN	28:54.30
2008	Josphat Bett	KEN	27:30.85	Titus Mbishei	KEN	27:31.65	Ibrahim Jeylan	ETH	28:07.98

20km Road Race (Not held in 1992 and discontinued after 1994)

1986	Tadesse Gebre	ETH	61:32	Juma Munyampanda	TAN	61:45	Negash Dube	ETH	64:23
1988	Zelege Metaferia	ETH	59:27	Thomas Osano	KEN	60:14	Abel Gisemba	KEN	60:36
1990	Cosmas Ndeti	KEN	59:42	Juma Ninga	TAN	60:30	Dagane Dabela	ETH	61:02
1994	Clodoaldo Silva	BRA	63:21	Carlos García	ESP	63:38	Antonello Landi	ITA	63:40

2000/3000 Metres Steeplechase

1986	Juan Azkueta	ESP	5:28.56	Johnstone Kipkoech	KEN	5:29.56	Jens Volkmann	FRG	5:29.60
1988	William Chemitei	KEN	8:41.61	Matthew Birir	KEN	8:44.54	Arto Kuusisto	FIN	8:46.42
1990	Matthew Birir	KEN	8:31.02	Francisco Munuera	ESP	8:41.03	Simeon Rono	KEN	8:42.05
1992	Mwangangi Muindi	KEN	8:31.62	Ayele Mezgebu	ETH	8:32.43	Stephen Chepseba	KEN	8:32.48
1994	Paul Chemase	KEN	8:31.51	Julius Chelule	KEN	8:33.64	Irba Lakhall	MAR	8:34.42
1996	Julius Chelule	KEN	8:33.09	Kipkurui Misoi	KEN	8:33.31	Ali Ezzine	MAR	8:35.60
1998	Reuben Kosgei	KEN	8:23.76	Abraham Cheron	KEN	8:32.24	El Mostapha Mellouk	MAR	8:34.91
2000	Raymond Yator	KEN	8:16.34	David Chemweno	KEN	8:31.95	Abdelatif Chemlal	MAR	8:43.57
2002	Mike Kipyego	KEN	8:29.54	David Kirwa	KEN	8:31.44	Aboubaker Kamal	QAT	8:33.67
2004	Ronald Kipchumba	KEN	8:23.32	Moussa Omar Obaid	QAT	8:23.38	Moustafa Ahmed Shebto	QAT	8:26.04
2006*	Willy Komen	KEN	8:14.00	Bislake Kiplagat	KEN	8:18.11	Abdelghani Ait Bahmad	MAR	8:20.05
2008	Jonathan Ndiku	KEN	8:17.28	Benjamin Kiplagat	UGA	8:19.24	Patrick Terer	KEN	8:25.14

* Originally second in 8:16.64 was Tareq Mubarak Taher BRN but in 2007 he was found to be over-age on investigation by the IAAF

110 Metres Hurdles

1986	Colin Jackson	GBR	13.44	Jon Ridgeon	GBR	13.91	Emilio Valle	CUB	14.00	-0.8
1988	Reinaldo Quintero	CUB	13.71w	Stephen Brown	USA	13.73	Elbert Ellis	USA	13.78	3.1
1990	Antti Haapakoski	FIN	13.74	Alexis Sánchez	CUB	13.75	Kyle Vander-Kuyp	AUS	13.85	-0.1
1992	Yevgeniy Pechonkin	EUN	13.87	Sven Göhler	GER	13.98	Igor Pintusevich-Babichev	EUN	14.08	1.6
1994	Frank Busemann	GER	13.47w	Dudley Dorival	USA	13.65	Darius Pemberton	USA	13.93	2.1
1996	Yoel Hernández	CUB	13.83	Tomasz Scigaczewski	POL	13.88	Joe Naivalu	FIJ	13.91	-1.8
1998	Stanislavs Olijars	LAT	13.51	Sharif Paxton	USA	14.10	Florian Seibold	GER	14.21	-0.2
2000	Yunier Hernández	CUB	13.60	Thomas Blaschek	GER	13.80	Ladji Doucoure	FRA	13.84	-0.1
2002	Antwon Hicks	USA	13.42w	Shi Dongpeng	CHN	13.58	Shamar Sands	BAH	13.67	2.6
2004	Aries Merritt	USA	13.56	Dayron Robles	CUB	13.77	Kevin Craddock	USA	13.77	-0.6
2006 ^{99cm}	Artur Noga	POL	13.23	Samuel Coco-Viloin	FRA	13.35	Konstadinos Douvalidis	GRE	13.39	1.5
2008 ^{99cm}	Konstantin Shabanov	RUS	13.27	Booker Nunley	USA	13.45	Keiron Stewart	JAM	13.51	1.1

400 Metres Hurdles

1986	Emilio Valle	CUB	50.02	Hiroshi Kakimori	JPN	50.09	Pascal Maran	FRA	50.39
1988	Kelly Carter	USA	49.50	Mugur Mateescu	ROU	50.70	Vadim Zadoynov	URS	50.88
1990	Rohan Robinson	AUS	49.73	Yoshihiko Saito	JPN	49.99	Aleksandr Belikov	URS	50.22
1992	Ashraf Saber	ITA	50.02	Sammy Biwot	KEN	50.75	William Porter	USA	51.37
1994	Gennadiy Gorbenko	UKR	50.56	Miklós Róth	HUN	50.85	Noel Levy	GBR	50.94
1996	Mubarak Al-Nubi	QAT	49.07	Llewellyn Herbert	RSA	49.15	Angelo Taylor	USA	50.18
1998	Periklís Iakovákis	GRE	49.82	Osiris Martínez	CUB	50.17	Peter Bate	AUS	50.83
2000	Marek Plawgo	POL	49.23	Ter de Villiers	RSA	50.52	Okkert Cilliers	RSA	50.58
2002	Louis van Zyl	RSA	48.89	Kenneth Ferguson	USA	49.38	Bershawn Jackson	USA	50.00
2004	Kerron Clement	USA	48.51	Brandon Johnson	USA	48.62	Ibrahim Al-Hamaidi	KSA	48.94
2006	Chris Carter	USA	50.08	Bandar Yahya Al-Sharakili	KSA	50.34	Stanislav Melnykov	UKR	50.43
2008	Jeshua Anderson	USA	48.68	Johnny Dutch	USA	49.25	Amaury Valle	CUB	49.56

High Jump

1986	Javier Sotomayor	CUB	2.25	Hollis Conway	USA	2.22	Thomas Müller	GDR	2.22
1988	Artur Partyka	POL	2.28	Lámbros Papakóstas	GRE	2.25	Jaroslav Kotewicz	POL	2.22
							Park Jae-Hong	KOR	2.22
1990	Dragutin Topic	YUG	2.37	Tim Forsyth	AUS	2.29	Stevan Zoric	YUG	2.26
1992	Steve Smith	GBR	2.37	Tim Forsyth	AUS	2.31	Takahiro Kimino	JPN	2.29
1994	Jagan Hames	AUS	2.23	Antoine Burke	IRL	2.20	Mika Polku	FIN	2.20
1996	Mark Boswell	CAN	2.24	Svatoslav Ton	CZE	2.21			
				Ben Challenger	GBR	2.21			
1998	Alfredo Deza	PER	2.21	Yin Xueli	CHN	2.21	Aleksandr Veryutin	BLR	2.21
2000	Jacques Freitag	RSA	2.24	Jermaine Mason	JAM	2.24	Tomasz Smialek	POL	2.21
2002	Andra Manson	USA	2.31	Zhu Wannan	CHN	2.23	Jermaine Mason	JAM	2.21
2004	Michael Mason	CAN	2.21	Marius Hanniske	GER	2.21	Hu Tong	CHN	2.21
2006	Huang Haiqiang	CHN	2.32	Niki Palli	ISR	2.29	Bogdan Bondarenko	UKR	2.26
2008	Bogdan Bondarenko	UKR	2.26	Sylwester Bednarek	POL	2.24	Miguel Ángel Sancho	ESP	2.21

YEAR	GOLD			SILVER			BRONZE		
Pole Vault									
1986	Igor Potapovich	URS	5.50	Delko Lesev	BUL	5.40	Mike Thiede	GDR	5.30
1988	István Bagyula	HUN	5.65	Maksim Tarasov	URS	5.60	Andrey Grudinin	URS	5.30
1990	Jean Galfione	FRA	5.45	Dmitriy Kurkulin	URS	5.40	Miroslav Dukov	BUL	5.40
1992	Laurens Looije	NED	5.45	Daniel Martí	ESP	5.40	Okkert Brits	RSA	5.40
1994	Viktor Chistyakov	RUS	5.60	Dmitriy Markov	BLR	5.50	Taoufik Lachheb	FRA	5.30
1996	Paul Burgess	AUS	5.35	Patrik Kristiansson	SWE	5.30	Danny Ecker	GER	5.30
1998	Pavel Gerasimov	RUS	5.55	Lars Börgeling	GER	5.50	Paul Burgess	AUS	5.20
							Adam Ptáček	CZE	5.20
							Giuseppe Gibilisco	ITA	5.20
2000	Aleksey Khanafin	RUS	5.30	Oleksandr Korchmyd	UKR	5.30	Rocky Danners	USA	5.20
2002	Maksim Mazuryk	UKR	5.55	Vladislav Revenko	UKR	5.55	Vincent Favretto	FRA	5.40
2004	Dmitriy Starodubtsev	RUS	5.50	Germán Chiaraviglio	ARG	5.45	Liu Feiliang	CHN	5.40
2006	Germán Chiaraviglio	ARG	5.71	Yang Yansheng	CHN	5.54	Leonid Kivalov	RUS	5.42
2008	Raphael Holzdeppe	GER	5.50	Paweł Wojciechowski	POL	5.40	Karsten Dilla	GER	5.30
Long Jump									
1986	Dietmar Haaf	FRG	7.93	Ivo Krsek	TCH	7.87	Thomas Wolf	GDR	7.77
1988	Luis Bueno	CUB	7.99	Saúl Isalgue	CUB	7.78	Nai Hui-Fang	TPE	7.77w
1990	James Stallworth	USA	8.12	Dion Bentley	USA	8.05	Kareem Streete-Thompson	CAY	7.94
1992	Neil Chance	USA	7.89	Robert Thomas	USA	7.84	Ivaylo Mladenov	BUL	7.68
1994	Gregor Cankar	SLO	8.04w	Bogdan Tarus	ROU	8.01	Shigeru Tagawa	JPN	7.85w
1996	Aleksey Lukashevich	UKR	7.91	Raúl Fernández	ESP	7.75	Nathan Morgan	GBR	7.74
1998	Petar Dachev	BUL	8.14	Abdurrahman Al-Nubi	QAT	8.11	Luis Méliz	CUB	7.91
2000	Cai Peng	CHN	7.88	Volodymyr Zyuskov	UKR	7.84w	Yoelmis Pacheco	CUB	7.71
2002	Abdulla Al-Waleed	QAT	7.99	Fabrice Lapierre	AUS	7.74	Trevell Quinley	USA	7.71
2004	Andrew Howe	ITA	8.11	Khotso Mokoena	RSA	8.09	John Thornell	AUS	7.89
2006	Robert Crowther	AUS	8.00	Tone Belt	USA	7.95	Zhang Xiaoyi	CHN	7.86
2008	Marquise Goodwin	USA	7.74	Dimitry Astrouski	BLR	7.64	Eusebio Cáceres	ESP	7.59
Triple Jump									
1986	Igor Parygin	URS	16.97	Zdravko Dimitrov	BUL	16.13	Du Benghong	CHN	16.00
1988	Vladimir Melikhov	URS	16.69	Galin Georgiev	BUL	16.18	Eugene Green	BAH	16.16
1990	Sergey Bykov	URS	16.98	Yoelbi Quesada	CUB	16.62	Nikolay Raev	BUL	16.22
1992	Yoelbi Quesada	CUB	17.04	Osiris Mora	CUB	17.03	Ndabazihle Mdhlongwa	ZIM	16.57
1994	Larry Achike	GBR	16.67w	Leonard Cobb	USA	16.65	Ronald Servius	FRA	16.55w
1996	René Hernández	CUB	16.50	Michael Calvo	CUB	16.17	Ionut Punga	ROU	16.15w
1998	Ionut Punga	ROU	16.94	Ivaylo Rusinov	BUL	16.65	Greg Yeldell	USA	16.44
2000	Marian Oprea	ROU	16.41	Yoandri Betanzos	CUB	16.34	Hamdi Abdel	QAT	16.29
2002	David Giral	CUB	16.68	Li Yanxi	CHN	16.66	Aleksandr Sergeyev	RUS	16.55
2004	Khotso Mokoena	RSA	16.77	Zhu Shujing	CHN	16.64	Viktor Kuznetsov	UKR	16.58
2006	Benjamin Compaors	FRA	16.61	Hugo Chila	ECU	16.49	Zhong Minwei	CHN	16.29
2008	Teddy Tamgho	FRA	17.33w	Osviel Hernández	CUB	16.90w	Mohamed Youssef Al-Sahabi	BRN	16.59
Shot Put									
1986	Aleksey Lukashenko	URS	18.90	Vyacheslav Lykho	URS	18.71	Radoslav Despotov	BUL	18.17
1988	Aleksandr Klimenko	URS	18.92	Mike Stulce	USA	18.47	Aleksandr Klimov	URS	18.06
1990	Viktor Bulat	URS	19.21	Xie Shenyong	CHN	18.57	Yuriy Ivanov	URS	18.13
1992	Yuriy Belonog	EUN	18.46	Manuel Martínez	ESP	18.14	Ralf Kahles	GER	17.97
1994	Adam Nelson	USA	18.34	Andreas Gustafsson	SWE	17.95	Ville Tiisanoja	FIN	17.90
1996	Ralf Bartels	GER	18.71	Justin Anlezark	AUS	18.21	Clay Cross	AUS	17.69
1998	Mikulas Konopka	SVK	18.50	Janus Robberts	RSA	18.15	Carl Myerscough	GBR	18.12
2000	Rutger Smith	NED	19.48	Ivan Yushkov	RUS	19.06	Tomasz Chrzanowski	POL	19.00
2002 _{6g}	Edis Elkasevic	CRO	21.47	Sean Shields	USA	20.54	Mika Vasara	FIN	20.50
2004 _{6g}	Georgi Ivanov	BUL	20.70	Jakub Giza	POL	20.05	Aleksandr Grekov	RUS	19.98
2006 _{6g}	Margus Hunt	EST	20.53	Mostafa Abdul El-Moaty	EGY	20.14	Guo Yanxiang	CHN	19.97
2008 _{6g}	David Storl	GER	21.08	Aleksandr Bulanov	RUS	20.14	Marin Premeru	CRO	19.93
Discus Throw									
1986	Vasil Baklarov	BUL	60.60	Werner Reiterer	AUS	58.64	Vasiliy Kaptyukh	URS	58.22
1988	Andreas Seelig	GDR	58.60	Kami Keshmiri	USA	54.68	Yuriy Nesterets	URS	53.70
1990	Ilian Iliev	BUL	58.28	Frank Biset	CUB	57.10	Jan Engelmänn	GDR	56.82
1992	Brian Milne	USA	58.28	Frits Potgieter	RSA	56.28	Marek Bilek	TCH	54.86
1994	Frantz Kruger	RSA	58.22	Julio Piñero	ARG	57.80	Timo Sinervo	FIN	56.76
1996	Casey Malone	USA	56.22	Roland Varga	HUN	55.20	Frank Casañas	CUB	54.86
1998	Zoltán Kövágó	HUN	59.36	Emeka Udechuku	GBR	57.99	Gábor Máté	HUN	56.96
2000	Hannes Hopley	RSA	59.51	Niklas Arrhenius	SWE	59.19	Rutger Smith	NED	58.70
2002 _{1.75kg}	Wu Tao	CHN	64.51	Dmitriy Sivakov	BLR	62.00	Michal Hodun	POL	61.74
2004 _{1.75kg}	Ehsan Haddadi	IRI	62.14	Oleg Pirog	RUS	60.28	Luka Rujevic	SCG	59.82

YEAR	GOLD			SILVER			BRONZE		
2006 ^{1.75kg}	Margus Hunt	EST	67.32	Mohammad Samimi	IRI	63.00	Martin Wierig	GER	62.17
2008 ^{1.75kg}	Gordon Wolf	GER	62.00	Marin Premeru	CRO	61.85	Mykyta Nesterenko	UKR	61.01
Hammer Throw									
1986	Vitaliy Alisevich	URS	72.00	Valeriy Gubkin	URS	71.78	Sabin Khristov	BUL	68.96
1988	Vadim Kolesnik	URS	69.52	Oleg Palushik	URS	69.00	Thomas Hommel	GDR	66.06
1990	Andrey Debely	URS	70.60	Sávvas Saritzóglou	GRE	70.32	Andrey Budykin	URS	69.36
1992	Vadim Grabovoy	EUN	73.00	Alberto Sánchez	CUB	69.78	Andrey Yevgenyev	EUN	69.24
1994	Szymon Ziolkowski	POL	70.44	Igor Tugay	UKR	70.08	Sergey Vasilyev	RUS	66.14
1996	Maciej Palyszko	POL	71.24	Vadim Devyatovskiy	BLR	70.88	Roman Konevtsov	RUS	70.32
1998	Olli-Pekka Karjalainen	FIN	69.66	Yuriy Voronkin	RUS	69.66	Wojciech Kondratowicz	POL	68.93
2000	Esref Apak	TUR	69.97	Dylan Armstrong	CAN	67.50	Aaron Fish	AUS	67.44
2002 ^{6g}	Werner Smit	RSA	76.43	Ali Mohamed Al-Zinkawi	KUW	73.69	Aleksandr Kazulka	BLR	72.72
2004 ^{6g}	Andrey Azarenkov	RUS	74.11	Mohsen Anani	EGY	72.98	Kamilius Bethke	GER	71.91
2006 ^{6g}	Yevgeniy Aydamirov	RUS	78.42	Kristóf Nsmeth	HUN	78.39	Marcel Lomnický	SVK	77.06
2008 ^{6g}	Walter Henning	USA	76.92	Conor McCullough	USA	75.88	Oleg Dubitski	BLR	75.42
Javelin Throw									
1986	Vladimir Sasimovich	URS	78.84	Mark Roberson	GBR	74.24	Gavin Lovegrove	NZL	74.22
1988	Vladimir Ovchinnikov	URS	77.08	Steve Backley	GBR	75.40	Jens Reimann	GDR	71.64
1990	Tommi Viskari	FIN	73.88	Dariusz Trafas	POL	72.76	Jarkko Heimonen	FIN	72.30
1992	Aki Parviainen	FIN	76.34	Boris Henry	GER	76.04	Kostas Gatsioudhis	GRE	75.92
1994	Marius Corbett	RSA	77.98	Matti Närhi	FIN	74.92	Isbel Luaces	CUB	72.82
1996	Sergey Voynov	UZB	79.78	Harri Haatainen	FIN	76.12	Steven Madeo	AUS	73.88
1998	David Parker	GBR	72.85	Gerhardus Pienaar	RSA	71.16	Yukifumi Murakami	JPN	70.72
2000	Hardus Pienaar	RSA	78.11	Andreas Thorkildsen	NOR	76.34	Park Jae-Myong	KOR	72.36
2002	Igor Janik	POL	74.16	Vladislav Shkurlatov	RUS	74.09	Jung Sang-Jin	KOR	73.99
2004	Aleksey Tovarnov	RUS	79.38	Lohan Rautenbach	RSA	74.42	Júlio César de Oliveira	BRA	73.86
2006	Robert Oosthuizen	RSA	83.07	Ari Mannio	FIN	77.26	Roman Avramenko	UKR	76.01
2008	Robert Szpak	POL	78.01	Ihab Abd El Rahman	EGY	76.20	Ansis Bruns	LAT	75.31
Decathlon									
1986	Petri Kesitalo	FIN	7623	Michael Smith	CAN	7523	Nikolay Zayats	URS	7509
1988	Michael Kohnle	FRG	7729	Róbert Zmelík	TCH	7659	Eduard Härmäläinen	URS	7596
1990	Eric Kaiser	FRG	7762	Jarkko Finni	FIN	7698	David Bigham	GBR	7488
1992	Raúl Duany	CUB	7403	Bernhard Floder	GER	7397	Renco van Veldhuizen	NED	7313
1994	Benjamin Jensen	NOR	7676	Klaus Isekenmeier	GER	7298	Glenn Lindqvist	FIN	7288
1996	Attila Zsvóczy	HUN	7582	Dean Macey	GBR	7480	Chiel Warners	NED	7368
1998	Ari Heikkinen	FIN	7476	Thomas Pöge	GER	7332	Jaako Ojaniemi	FIN	7246
2000	Dennis Leyckes	GER	7897	David Gómez	ESP	7772	André Niklaus	GER	7712
2002 ^{Jun}	Leonid Andreyev	UZB	7693	Nadir El Fassi	FRA	7677	Mikko Halvari	FIN	7587
2004 ^{Jun}	Andrey Kravchenko	BLR	8126	Aleksey Sysoyev	RUS	8047	Norman Müller	GER	7942
2006 ^{Jun}	Arkadiy Vasilyev	RUS	8059	Yordanis García	CUB	7850	Jordan Vandermade	NZL	7807
2008 ^{Jun}	Jan Felix Knobel	GER	7896	Eduard Mikhan	BLR	7894	Mihail Dudas	SRB	7663
10,000 Metres Walk									
1986	Mikhail Shchennikov	URS	40:38.01	Salvatore Cacia	ITA	40:40.73	Ricardo Pueyo	ESP	40:41.05
1988	Alberto Cruz	MEX	41:16.11	Valentí Massana	ESP	41:33.95	Mikhail Khmelniitskiy	URS	41:38.86
1990	Ilya Markov	URS	39:55.52	Alberto Cruz	MEX	39:56.49	Jefferson Pérez	ECU	40:08.23
1992	Jefferson Pérez	ECU	40:42.66	Jacek Müller	POL	40:50.82	Grzegorz Müller	POL	41:12.28
1994	Jorge Segura	MEX	40:26.93	Yevgeniy Shmalyuk	RUS	40:32.72	Artur Meleshkevich	BLR	40:35.52
1996	Francisco Fernández	ESP	40:38.25	David Márquez	ESP	41:03.73	Nathan Deakes	AUS	41:11.44
1998	Roman Rasskazov	RUS	41:55.95	Liu Yunfeng	CHN	42:01.11	Mario Flores	MEX	42:04.55
2000	David Berdeja	MEX	40:56.47	Yevgeniy Demkov	RUS	40:56.53	Viktor Burayev	RUS	40:56.57
2002	Vladimir Kanaykin	RUS	41:41.40	Xu Xingde	CHN	41:44.00	Lu Ronghua	CHN	41:46.07
2004	Andrey Ruzavin	RUS	40:58.15	Vladimir Kanaykin	RUS	40:58.48	Kim Hyun-Sup	KOR	40:59.24
2006	Bo Xiangdong	CHN	42:50.26	Huang Zhengyu	CHN	43:13.29	Yusuke Suzuki	JPN	43:45.62
2008	Stanislav Yemelyanov	RUS	39:35.01	Chen Ding	CHN	39:47.20	Lluís Torlá	ESP	40:29.57
4 x 100 Metres Relay									
1986	Great Britain & NI	39.80	FRG	39.81	Poland	39.98			
1988	United States	39.27	Nigeria	39.66	Great Britain & NI	40.06			
1990	United States	39.13	USSR	39.58	Nigeria	39.68			
1992	Great Britain & NI	39.21	United States	39.59	Nigeria	39.88			
1994	Great Britain & NI	39.60	United States	39.76	Canada	39.90			
1996	United States	39.36	France	39.47	Australia	39.62			
1998	Jamaica	39.70	United States	39.71	Germany	39.99			
2000	Great Britain & NI	39.05	France	39.33	Japan	39.47			
2002	United States	38.92	Jamaica	39.15	Trinidad & Tobago	39.17			

YEAR	GOLD		SILVER		BRONZE					
2004	United States	38.66	Jamaica	39.272	Japan	39.43				
2006	Jamaica	39.05	United States	39.21	Great Britain & NI	39.24				
2008	United States	38.98	Jamaica	39.25	South Africa	39.70				
4 x 400 Metres Relay										
1986	United States	3:01.90	Cuba	3:04.20	Jamaica	3:05.16				
1988	United States	3:05.09	Australia	3:07.60	Jamaica	3:08.00				
1990	United States	3:02.26	Great Britain & NI	3:03.80	Australia	3:05.51				
1992	United States	3:06.11	Jamaica	3:06.58	Japan	3:06.66				
1994	United States	3:03.32	Jamaica	3:04.12	Great Britain & NI	3:06.59				
1996	United States	3:03.65	Japan	3:06.01	Great Britain & NI	3:06.76				
1998	Australia	3:04.74	United States	3:05.06	Jamaica	3:05.31				
2000	Jamaica	3:06.06	Germany	3:06.79	Poland	3:07.05				
2002	United States	3:03.71	Jamaica	3:04.06	Japan	3:05.80				
2004	United States	3:01.09	South Africa	3:04.50	Japan	3:05.33				
2006	United States	3:03.76	Russia	3:05.13	Britain & NI Great	3:05.49				
2008	United States	3:03.86	Great Britain & NI	3:05.82	Germany	3:06.47				
WOMEN										
100 Metres										
1986	Tina Iheagwam	NGR	11.34	Caryl Smith	USA	11.46	Maicel Malone	USA	11.49	0.9
1988	Diana Dietz	GDR	11.18	Katrin Krabbe	GDR	11.23	Liliana Allen	CUB	11.36	-0.4
1990	Andrea Philipp	GDR	11.36	Nikole Mitchell	JAM	11.47	Lucrécia Jardim	POR	11.52	0.9
1992	Nikole Mitchell	JAM	11.30	Jacqueline Poelman	NED	11.44	Merlene Frazer	JAM	11.49	0.3
1994	Sabrina Kelly	USA	11.36	Aspen Burkett	USA	11.40	Philomena Mensah	GHA	11.43	2.0
1996	Nora Ivanova	BUL	11.32	Andrea Anderson	USA	11.43	Esther Möller	GER	11.46	0.6
1998	Shakedia Jones	USA	11.19	Angela Williams	USA	11.27	Joan Uduak Ekah	NGR	11.50	1.7
2000	Veronica Campbell	JAM	11.12	Katchi Habel	GER	11.39	Fana Ashby	TRI	11.47	2.0
2002	Lauryn Williams	USA	11.33	Simone Facey	JAM	11.43	Marshevet Hooker	USA	11.48	-0.2
2004	Ashley Owens	USA	11.13	Jasmine Baldwin	USA	11.34	Sally McLellan	AUS	11.40	1.5
2006	Tezdzhan Naimova	BUL	11.28	Gabby Mayo	USA	11.42	Carrie Russel	JAM	11.42	-0.8
2008	Jeneba Tarmoh	USA	11.37	Ashlee Nelson	GBR	11.49	Sheniqua Ferguson	BAH	11.52	-0.6
200 Metres										
1986	Faillat Ogunkoya	NGR	23.11	Mary Onyali	NGR	23.30	Katrin Krabbe	GDR	23.31	0.6
1988	Katrin Krabbe	GDR	22.34w	Diana Dietz	GDR	22.88	Liliana Allen	CUB	22.97	2.3
1990	Diane Smith	GBR	23.10	Zundra Feagin	USA	23.13	Lucrécia Jardim	POR	23.26	1.3
1992	Hu Ling	CHN	23.14	Cathy Freeman	AUS	23.25	Merlene Frazer	JAM	23.29	0.3
1994	Heide Seyerling	RSA	22.80w	LaKeisha Backus	USA	22.86	Tatyana Tkulich	UKR	23.35	2.2
1996	Sylviane Félix	FRA	23.16	Lauren Hewitt	AUS	23.32	Nora Ivanova	BUL	23.59	-2.2
1998	Muriel Hurtis	FRA	23.22	Shakedia Jones	USA	23.39	Sarah Wilhelmy	GBR	23.56	-1.1
2000	Veronica Campbell	JAM	22.87	Sina Schielke	GER	23.20	Vida Anim	GHA	23.81	0.7
2002	Vernicha James	GBR	22.93	Aneisha McLaughlin	JAM	22.94	Sanya Richards	USA	23.09	-0.2
2004	Shalonda Solomon	USA	22.82	Aneisha McLaughlin	JAM	23.21	Nickeisha Anderson	JAM	23.46	-0.2
2006	Tezdzhan Naimova	BUL	22.99	Vanda Gomes	BRA	23.59	Ewelina Klocek	POL	23.63	-0.9
2008	Sheniqua Ferguson	BAH	23.24	Meritzer Williams	SKN	23.40	Janelle Redhead	GRN	23.52	-0.9
400 Metres										
1986	Susann Sieger	GDR	52.02	Olga Pesnopenvtseva	URS	52.17	Sandie Richards	JAM	52.23	
1988	Grit Breuer	GDR	51.24	Maicel Malone	USA	52.23	Olga Moroz	URS	53.20	
1990	Fatima Yusuf	NGR	50.62	Charity Opara	NGR	51.28	Manuela Derr	GDR	51.95	
1992	Magdalena Nedelcu	ROU	51.84	Claudine Williams	JAM	52.03	Ionela Tîrlea	ROU	52.13	
1994	Olabisi Afolabi	NGR	51.97	Monique Hennagan	USA	52.25	Hana Benesová	TCH	52.60	
1996	Andreea Burlacu	ROU	52.32	Suzianne Reid	USA	53.17	Rosemary Hayward	AUS	53.28	
1998	Natalya Nazarova	RUS	52.02	Nakiya Johnson	USA	52.09	Yudalis Díaz	CUB	52.39	
2000	Jana Pittman	AUS	52.45	Aneta Lemiesz	POL	52.78	Norma González	COL	53.30	
2002	Monique Henderson	USA	51.10	Sanya Richards	USA	51.49	Sheryl Morgan	JAM	52.61	
2004	Natasha Hastings	USA	52.04	Sonita Sutherland	JAM	52.41	Ashlee Kidd	USA	52.45	
2006	Danijela Grgic	CRO	50.78	Sonita Sutherland	JAM	51.42	Nawal Al-Jak	SUD	51.67	
2008	Sade Abugan	NGR	51.84	Jessica Beard	USA	52.09	Susana Clement	CUB	52.36	
800 Metres										
1986	Selina Chirchir	KEN	2:01.40	Gabriela Sedláková	TCH	2:01.49	Adriana Dumitru	ROU	2:01.93	
1988	Birte Bruhns	GDR	2:00.67	Catalina Gheorghiu	ROU	2:01.96	Dorota Buczkowska	POL	2:02.94	
1990	Li Liu	CHN	2:03.95	Magdalena Nedelcu	ROU	2:04.52	Aurica Rautu	ROU	2:04.78	
1992	Lu Yi	CHN	2:02.91	Chen Yumei	CHN	2:03.14	Kati Kovacs	GER	2:03.81	
1994	Miaoara Cosulianu	ROU	2:04.95	Jackline Maranga	KEN	2:05.05	Kutre Dulecha	ETH	2:05.17	
1996	Claudia Gesell	GER	2:02.67	Kathleen Friedrich	GER	2:02.70	Jebet Langat	KEN	2:03.21	
1998	Olga Mikayeva	RUS	2:05.34	Jebet Langat	KEN	2:05.43	Naomi Misoi	KEN	2:05.77	

YEAR	GOLD			SILVER			BRONZE		
2000	Jebet Langat	KEN	2:01.51	Georgie Clarke	AUS	2:02.28	Lucia Klocová	SVK	2:04.00
2002	Janet Jepakosgei	KEN	2:00.80	Lucia Klocová	SVK	2:01.73	Juliana Paula de Azevedo	BRA	2:03.81
2004	Natalya Koreyvo	BLR	2:01.47	Simona Barcau	ROU	2:02.23	Kayann Thompson	JAM	2:02.67
2006	Olga Cristea	MDA	2:04.52	Winy Chebet	KEN	2:04.59	Rebekah Noble	USA	2:04.90
2008	Mirela Lavric	ROU	2:00.06	Merve Aydin	TUR	2:00.92	Machteld Mulder	NED	2:02.05

1500 Metres

1986	Ana Padurean	ROU	4:14.63	Selina Chirchir	KEN	4:15.59	Snezana Pajkic	YUG	4:16.03
1988	Doina Homneac	ROU	4:12.94	Snezana Pajkic	YUG	4:16.19	Yvonne van der Kolk	NED	4:16.35
1990	Qu Yunxia	CHN	4:13.67	Claudia Bertoi	ROU	4:14.19	Malin Ewerlöf	SWE	4:14.61
1992	Liu Dong	CHN	4:05.14	Jackline Maranga	KEN	4:08.79	Li Ying	CHN	4:09.04
1994	Anita Weyermann	SUI	4:13.97	Marta Domínguez	ESP	4:14.59	Atsumi Yashima	JPN	4:15.84
1996	Kutre Dulecha	ETH	4:08.65	Jackline Maranga	KEN	4:08.98	Shura Hotesa	ETH	4:09.49
1998	Lan Lixin	CHN	4:10.45	Yimenashu Taye	ETH	4:11.97	Bouchra Benthami	MAR	4:12.76
2000	Abebech Nigussie	ETH	4:19.93	Rose Kosgei	KEN	4:20.16	Georgie Clarke	AUS	4:20.21
2002	Viola Kibiwott	KEN	4:12.57	Birhane Hirpassa	ETH	4:13.59	Olesya Syreva	RUS	4:14.32
2004	Nelya Neporadna	UKR	4:15.90	Anna Alminova	RUS	4:16.32	Siham Hilali	MAR	4:17.39
2006	Irene Jelagat	KEN	4:08.88	Mercy Kosgei	KEN	4:12.48	Yuriko Kobayashi	JPN	4:12.88
2008	Stephanie Twell	GBR	4:15.09	Kalkedan Gezahegne	ETH	4:16.58	Emma Pallant	GBR	4:17.06

3000 Metres

1986	Cleopatra Palacian	ROU	9:02.91	Philippa Mason	GBR	9:03.35	Dorina Calenic	ROU	9:06.94
1988	Ann Mwangi	KEN	9:13.99	Fernanda Ribeiro	POR	9:15.33	Yvonne Lichtenfeld	GDR	9:16.02
1990	Simona Staicu	ROU	9:09.57	Liu Shixiang	CHN	9:10.54	Hatsumi Matsumoto	JPN	9:11.92
1992	Zhang Linli	CHN	8:46.86	Gabriela Szabo	ROU	8:48.28	Zhang Lirong	CHN	8:48.45
1994	Gabriela Szabo	ROU	8:47.40	Susie Power	AUS	8:56.93	Sally Barsosio	KEN	8:59.34
1996	Anita Weyermann	SUI	8:50.73	Edna Kiplagat	KEN	8:53.06	Etaferahu Tarekegne	ETH	8:53.77
1998	Yin Lili	CHN	8:57.09	Yimenashu Taye	ETH	9:01.70	Edna Kiplagat	KEN	9:05.46
2000	Beatrice Jepchumba	KEN	9:08.80	Jane Chepkoech	KEN	9:10.05	Etalemahu Kidane	ETH	9:11.55
2002	Meseret Defar	ETH	9:12.61	Mariam Alaoui Selsouli	MAR	9:16.28	Olesya Syreva	RUS	9:16.58
2004	Jebichi Yator	KEN	8:59.80	Safa Issaoui	TUN	9:02.47	Siham Hilali	MAR	9:03.16
2006	Veronica Wanjiru	KEN	9:02.90	Pauline Korikwang	KEN	9:05.21	Song Liwei	CHN	9:06.35
2008	Mercy Cherono	KEN	8:58.07	Bizunesh Urgesa	ETH	8:58.90	Frehiwat Goshu	ETH	9:03.76

5000 Metres (From 1996)

1996	Ayelech Worku	ETH	15:40.03	Olivera Jevtic	YUG	15:40.59	Cristina Iloc	ROU	15:41.44
1998	Yin Lili	CHN	15:29.65	Faith Jemutai	KEN	15:34.48	Meryma Hashim	ETH	15:39.57
2000	Dorcus Inzikuru	UGA	16:21.32	Meseret Defar	ETH	16:23.69	Sharon Cherop	KEN	16:23.73
2002	Meseret Defar	ETH	15:54.94	Tirunesh Dibaba	ETH	15:55.99	Vivian Cheruiyot	KEN	15:56.04
2004	Meselech Melkamu	ETH	15:21.52	Catherine Chikwakwa	MAW	15:36.22	Chiaki Iwamoto	JPN	15:39.59
2006	Xue Fei	CHN	15:31.61	Florence Kiplagat	KEN	15:32.34	Mary Ngugi	KEN	15:36.82
2008	Sule Utura	ETH	16:15.59	Genzebe Dibaba	ETH	16:16.75	Nelly Chebet	KEN	16:17.96

10,000 Metres (Replaced with 5000m from 1996)

1986	Katrin Kley	GDR	33:19.67	Nora Maraga	KEN	33:57.99	Marlene Renders	BEL	33:59.36
1988	Jane Ngotho	KEN	33:49.45	Olga Nazarkina	URS	33:50.03	Mónica Gama	POR	34:16.13
1990	Derartu Tulu	ETH	32:56.26	Rika Ota	JPN	33:06.85	Lydia Cheromei	KEN	33:20.83
1992	Wang Junxia	CHN	32:29.90	Gete Wami	ETH	32:41.57	Sally Barsosio	KEN	32:41.76
1994	Yoko Yamazaki	JPN	32:34.11	Jackline Okemwa	KEN	33:19.51	Jebiwott Keitany	KEN	33:35.98

3000 Metres Steeplechase

2004	Gladys Kipkemboi	KEN	9:47.26	Ancuta Bobocel	ROU	9:49.03	Catalina Oprea	ROU	9:50.04
2006	Caroline Chepkurui	KEN	9:40.95	Ancuta Bobocel	ROU	9:46.19	Mekdes Bekele	ETH	9:48.67
2008	Christine Muyanga	KEN	9:31.35	Elizabeth Mueni	KEN	9:36.50	Korahubish Itaa	ETH	9:37.81

100 Metres Hurdles

1986	Heike Tillack	GDR	13.10	Aliuska López	CUB	13.14	Tanya Davis	USA	13.46	-0.7
1988	Aliuska López	CUB	13.23	Birgit Wolf	FRG	13.51	Zhanna Gurbanova	URS	13.64	-2.6
1990	Gillian Russell	JAM	13.31	Keri Maddox	GBR	13.38	Ilka Rönisch	GDR	13.41	0.4
1992	Gillian Russell	JAM	13.21	Damaris Anderson	CUB	13.43	Svetlana Laukhova	EUN	13.55	1.0
1994	Kirsten Bolm	GER	13.26	LaTasha Colander	USA	13.30	Diane Allahgreen	GBR	13.31	0.5
1996	Joyce Bates	USA	13.27	Glory Alozie	NGR	13.30	Tan Yali	CHN	13.37	0.7
1998	Julie Pratt	GBR	13.75	Sun Hongwei	CHN	13.75	Susanna Kallur	SWE	13.77	-1.0
2000	Susanna Kallur	SWE	13.02	Fanny Gerance	FRA	13.21	Adriana Lamalle	FRA	13.27	-1.7
2000	Anay Tejeda	CUB	12.81w	Agnieszka Frankowska	POL	13.16	Tina Klein	GER	13.23	3.4
2004	Ronnetta Alexander	USA	13.28	Sabrina Altermatt	SUI	13.39	Stephanie Lichtl	GER	13.40	-1.0
2006	Yekaterina Shtepa	RUS	13.33	Christina Vukicevic	NOR	13.34	Tiffany Ofili	USA	13.37	0.0
2008	Teona Rodgers	USA	13.40	Shermaine Williams	JAM	13.48	Belkis Milanés	CUB	13.49	-2.4

YEAR	GOLD			SILVER			BRONZE		
400 Metres Hurdles									
1986	Claudia Bartl	GDR	56.76	Kellie Roberts	USA	56.80	Svetlana Lukashevich	URS	57.92
1988	Antje Axmann	GDR	57.47	Ann Maenhout	BEL	57.58	Silvia Rieger	FRG	57.88
1990	Nelly Voronkova	URS	55.84	Marjana Luzar	YUG	56.74	Omolade Akinremi	NGR	56.97
1992	Georgeta Petra	ROU	58.03	Erica Peterson	CAN	58.09	Winsome Cole	JAM	58.15
1994	Ionela Tîrlea	ROU	56.25	Virna De Angeli	ITA	56.93	Emma Holmqvist	SWE	57.23
1996	Ulrike Urbansky	GER	56.65	Vicki Jamison	GBR	57.57	Tanya Jarrett	JAM	57.91
1998	Li Yulian	CHN	55.93	Allison Beckford	JAM	57.19	Sun Hongwei	CHN	57.43
2000	Jana Pittman	AUS	56.27	Marjolein de Jong	NED	56.50	Melanie Walker	JAM	56.96
2002	Lashinda Demus	USA	54.70	Melanie Walker	JAM	56.03	Camille Robinson	JAM	56.14
2004	Yekaterina Kostetskaya	RUS	55.55	Zuzana Hejnová	CZE	57.44	Sherene Pinnock	JAM	57.54
2006	Kaliese Spencer	JAM	55.11	Nicole Leach	USA	55.55	Sherene Pinnock	JAM	56.67
2008	Takecia Jameson	USA	56.29	Janeil Bellille	TRI	56.84	Meghan Beesley	GBR	57.08
High Jump									
1986	Karen Scholz	GDR	1.92	Alina Astafei	ROU	1.90	Yelena Obukhova	URS	1.88
1988	Alina Astafei	ROU	2.00	Yelena Yelesina	URS	1.96	Karen Scholz	GDR	1.92
1990	Svetlana Lavrova	URS	1.91	Katja Kilpi	FIN	1.88	Lea Haggett	GBR	1.88
1992	Manuela Aigner	GER	1.93	Inna Gliznutsa	EUN	1.88	-		
				Svetlana Kalevskaya	EUN	1.88			
1994	Olga Kaliturina	RUS	1.88	Kajsa Bergqvist	SWE	1.88	Lenka Riháková	SVK	1.88
							Amy Acuff	USA	1.88
1996	Yuliya Lyakhova	RUS	1.93	Dóra Györfy	HUN	1.91	Svetlana Lapina	RUS	1.91
1998	Marina Kuptsova	RUS	1.88	Marie Norrman	SWE	1.88	Nevena Lendjel	CRO	1.84
							Tatyana Yefimenko	KGZ	1.84
2000	Blanka Vlasic	CRO	1.91	Marina Kuptsova	RUS	1.88	Marizca Gertenbach	RSA	1.88
2002	Blanka Vlasic	CRO	1.96	Anna Ksok	POL	1.87	Petrina Price	AUS	1.87
2004	Irina Kovalenko	UKR	1.93	Svetlana Shkolina	RUS	1.91	Sharon Day	USA	1.91
2006	Svetlana Radzivil	UZB	1.91	Zheng Xingyuan	CHN	1.88	Annett Engel	GER	1.84
							Yekaterina Yevseyeva	KAZ	1.84
2008	Kimberly Jess	GER	1.86	Mirela Demireva	BUL	1.86	Hannelore Desmet	BEL	1.86
							Lesyanis Mayor	CUB	1.86
Pole Vault									
1998	Monika Götz	GER	4.20	Mar Sánchez	ESP	4.10			
				Monika Pyrek	POL	4.10			
2000	Yelena Isinbayeva	RUS	4.20	Annika Becker	GER	4.10	Vanessa Boslak	FRA	4.10
							Fanni Juhász	HUN	4.10
2002	Floé Kühnert	GER	4.40	Yuliya Golubchikova	RUS	4.30	Natalya Belinskaya	RUS	4.20
2004	Lisa Ryshich	GER	4.30	Anna Schultze	GER	4.25			
				Zhao Yingying	CHN	4.25			
2006	Zhou Yang	CHN	4.30	Tina Sutej	SLO	4.25	Vicky Parnov	AUS	4.20
2008	Valeriya Volik	RUS	4.40	Yekaterina Kolesova	RUS	4.40	Ekateríni Stefanídi	GRE	4.25
Long Jump									
1986	Patricia Bille	GDR	6.70	Anu Kaljurand	URS	6.46	Tatyana Ter-Mesrobyan	URS	6.39
1988	Fiona May	GBR	6.88w	Anu Kaljurand	URS	6.78w	Joanne Wise	GBR	6.69w
1990	Iva Prandzheva	BUL	6.53	Erica Johansson	SWE	6.50	Sandrine Hennart	BEL	6.49
1992	Erica Johansson	SWE	6.65	Nicole Devonish	CAN	6.43	Yu Huaxiu	CHN	6.26
1994	Yelena Lysak	RUS	6.72w	Heli Koivula	FIN	6.64w	Ingvild Larsen	NOR	6.39w
1996	Guan Yingnan	CHN	6.53	Cristina Nicolau	ROU	6.47	Johanna Halkoaho	FIN	6.38
1998	Peng Fengmei	CHN	6.59	Li Xin	CHN	6.57	Maria Baccini	ITA	6.55
2000	Conchi Montaner	ESP	6.47	Zhou Yangxia	CHN	6.45w	Kumiko Ikeda	JPN	6.43
2002	Adina Anton	ROU	6.46	Wang Lina	CHN	6.36	Esther Aghatise	NGR	6.34
2004	Denisa Scerbová	CZE	6.61	Sophie Krauel	GER	6.47	Veronika Shutkova	BLR	6.22
2006	Rhonda Watkins	TRI	6.46	Anika Leipold	GER	6.42	Zhang Yuan	CHN	6.41
2008	Ivana Spanovic	SRB	6.61	Nastassia Mironchyk	BLR	6.46	Dailenys Alcántara	CUB	6.41
Triple Jump									
1992	Anja Vokuhl	GER	13.47	Yamina Martínez	CUB	13.42	Yelena Govorova	EUN	13.29
1994	Yelena Lysak	RUS	14.43w	Ren Ruiping	CHN	14.36w	Tatyana Lebedeva	RUS	13.62
1996	Tereza Marinova	BUL	14.62	Cristina Nicolau	ROU	13.64	Adelina Gavrilă	ROU	13.50
1998	Baya Rahouli	ALG	14.04	Maria Solomon	ROU	13.75	Marija Martinovic	YUG	13.47
2000	Anastasiya Ilyina	RUS	14.24	Anna Pyatykh	RUS	14.18	Dana Veldaková	SVK	13.92
2002	Mabel Gay	CUB	14.09	Arianna Martínez	CUB	13.74	Keila Costa	BRA	13.70
2004	Anastasiya Taranova	RUS	13.94	Xie Limei	CHN	13.77	Tatyana Yakovleva	RUS	13.67
2006	Kaire Leibak	EST	14.43	Sha Li	CHN	14.01	Liliya Kulyk	UKR	14.01
2008	Dailenys Alcántara	CUB	14.25	Yosleivis Rivalta	CUB	13.85	Paraskeví Papahristou	GRE	13.74

YEAR	GOLD			SILVER			BRONZE		
------	------	--	--	--------	--	--	--------	--	--

Shot Put

1986	Heike Rohrmann	GDR	18.39	Stephanie Storp	FRG	18.20	Ines Wittich	GDR	18.19
1988	Ines Wittich	GDR	18.54	Heike Rohrmann	GDR	17.84	Elvira Polyakova	URS	17.10
1990	Qiu Qiaoping	CHN	18.20	Li Xiaoyun	CHN	17.74	Heike Hopfer	GDR	17.27
1992	Wang Yawen	CHN	18.05	Zhang Zhiying	CHN	18.03	Olga Ilyina	EUN	17.20
1994	Chen Xiaoyan	CHN	18.76	Yumileidi Cumba	CUB	18.09	Claudia Mues	GER	17.07
1996	Song Feina	CHN	16.58	Nadine Beckel	GER	16.39	Yelena Ivanenko	BLR	16.22
1998	Nadezhda Ostapchuk	BLR	18.23	Du Xianhui	CHN	17.69	Nadine Banse	GER	16.94
2000	Kathleen Kluge	GER	17.37	Li Meiju	CHN	16.57	Natalya Kharaneko	BLR	16.40
2002	Valerie Adams	NZL	17.73	Zhang Ying	CHN	16.76	Laura Gerraughty	USA	16.62
2004	Michelle Carter	USA	17.55	Anna Avdeyeva	RUS	17.13	Christina Schwanitz	GER	16.52
2006	Melissa Boekelman	NED	17.66	Denise Hinrichs	GER	17.35	Irina Tarasova	RUS	17.11
2008	Natalia Ducó	CHI	17.23	Melissa Boekelman	NED	16.60	Ma Qiao	CHN	16.55

Discus Throw

1986	Ilke Wyludda	GDR	64.02	Franka Dietsch	GDR	60.26	Min Chunfeng	CHN	54.00
1988	Ilke Wyludda	GDR	68.24	Astrid Kumbernuss	GDR	64.08	Proletka Voycheva	BUL	58.94
1990	Natalya Kaptuykh	URS	61.44	Lisa-Marie Vizanari	AUS	60.44	Anja Gündler	GDR	59.30
1992	Bao Dongying	CHN	58.34	Zhang Cuilan	CHN	57.10	Sabine Fried	GER	53.94
1994	Corrie de Bruin	NED	55.18	Sabine Sievers	GER	54.86	Suzy Powell	USA	52.62
1996	Ma Shuli	CHN	56.32	Seilala Sua	USA	56.32	Zhang Yaqing	CHN	55.70
1998	Liu Fengying	CHN	60.66	Méline Robert Michon	FRA	55.01	Lacramioara Ionescu	ROU	54.64
2000	Xu Shaoyang	CHN	54.41	Jana Tucholke	GER	53.97	Olga Goncharenko	BLR	53.64
2002	Ma Xuejun	CHN	58.85	Xu Shaoyang	CHN	57.87	Seema Antil	IND	55.83
2004	Ma Xuejun	CHN	57.85	Darya Pishchalnikova	RUS	57.37	Nadine Müller	GER	57.13
2006	Dani Samuels	AUS	60.63	Pan Saili	CHN	57.40	Tan Jian	CHN	56.09
2008	Xi Shangxue	CHN	54.96	Julia Fischer	GER	54.69	Sandra Perkovic	CRO	54.24

Hammer Throw

1998	Bianca Achilles	GER	61.79	Sini Pöyry	FIN	61.76	Maureen Griffin	USA	60.14
2000	Ivana Brkljadic	CRO	62.22	Virginia Balut	ROU	60.23	Yunaika Crawford	CUB	59.98
2002	Ivana Brkljadic	CRO	65.39	Martina Danisová	SVK	63.91	Yuliya Rozenfeld	RUS	60.83
2004	Mariya Smolyachkova	BLR	66.81	Yang Qiaoyu	CHN	61.67	Laura Gibilisco	ITA	60.95
2006	Bianca Perie	ROU	67.38	Anna Bulgakova	RUS	65.73	Hao Shuai	CHN	64.26
2008	Bianca Perie	ROU	67.95	Katerina Safránková	CZE	63.13	Jenny Ozorai	HUN	60.80

Javelin Throw

1986	Xiomara Rivero	CUB	62.86	Anja Reiter	GDR	60.24	Alexandra Beck	GDR	59.92
1988	Karen Forkel	GDR	61.44	Isel López	CUB	57.86	Malgorzata Kielczewska	POL	57.04
1990	Tanja Damaske	GDR	61.06	Oksana Ovchinnikova	URS	57.26	Mandy Liverton	GBR	56.68
1992	Claudia Isaila	ROU	63.04	Yvonne Reichardt	GER	61.48	Heli Tolkinen	FIN	60.12
1994	Taina Uppa	FIN	59.02	María Caridad Álvarez	CUB	58.26	Réka Kovács	HUN	55.88
1996	Osleidys Menéndez	CUB	60.96	Nikolett Szabó	HUN	58.34	Bina Ramesh	FRA	57.70
1998	Osleidys Menéndez	CUB	68.17	Liang Lili	CHN	61.72	Wei Jianhua	CHN	59.10
2000	Jarmila Klimesová	CZE	54.82	Inga Kozarenoka	LAT	54.64	Halina Kakhava	BLR	54.26
2002	Linda Brivule	LAT	55.35	Ilze Gribule	LAT	54.16	Urszula Jasinska	POL	54.06
2004	Vivian Zimmer	GER	58.50	Annika Suthe	GER	57.15	Annabel Thomson	AUS	56.01
2006	Sandra Schaffarzik	GER	60.45	Vira Rebyrk	UKR	57.79	Marharyta Dorozhon	UKR	57.68
2008	Vira Rebyrk	UKR	63.01	Li Lingwei	CHN	59.25	Tatjana Jelaca	SRB	58.77

Heptathlon

1986	Svetla Dimitrova	BUL	6041	Marina Sherbina	URS	5953	Anke Schmidt	GDR	5900
1988	Svetla Dimitrova	BUL	6289	Yelena Petushkova	URS	6102	Peggy Beer	GDR	6067
1990	Beatrice Mau	GDR	6166	Rita Ináncsi	HUN	5940	Joanne Henry	NZL	5728
1992	Natalya Sazanovich	EUN	6036	Kathleen Gutjahr	GER	5668	Regla Cárdenas	CUB	5602
1994	Kathleen Gutjahr	GER	5918	Regla Cárdenas	CUB	5834	Ding Ying	CHN	5785
1996	Yelizaveta Shalygina	RUS	5711	Johanna Halkoaho	FIN	5656	Hana Dolezelová	CZE	5504
1998	Shen Shengfei	CHN	5815	Susanna Rajamäki	FIN	5721	Viorica Tigau	ROU	5720
2000	Carolina Klüft	SWE	6056	Lidiya Bashlykova	RUS	5898	Sanna Saarman	FIN	5707
2000	Carolina Klüft	SWE	6470	Olga Alekseyeva	KAZ	5727	Olga Levenkova	RUS	5712
2004	Justine Robbeson	RSA	5868	Viktorija Zemaitytė	LTU	5810	Julia Mächtigt	GER	5679
2006	Tatyana Chernova	RUS	6227	Ida Marcussen	NOR	6020	Yana Panteleyeva	RUS	5979
2008	Carolin Schäfer	GER	5833	Yana Maksimava	BLR	5766	Grit Sadeiko	EST	5765

5000/10,000 Metres Walk (10,000m from 2000)

1986	Wang Yan	CHN	22:03.65	Natalya Zykova	URS	22:17.76	Jin Bingjie	CHN	22:17.83
1988	Mari Cruz Díaz	ESP	21:51.31	Olga Sánchez	ESP	21:58.17	M ^a Grazia Orsani	ITA	22:04.74
1990	Susana Feitór	POR	21:44.30	Tatyana Shchastnaya	URS	22:28.74	Simone Thust	GDR	22:44.65
1992	Gao Hongmiao	CHN	21:20.03	Jane Saville	AUS	21:58.64	Mika Ikatura	JPN	22:25.58
1994	Irina Stankina	RUS	21:05.41	Susana Feitór	POR	21:12.87	Natalya Trofimova	RUS	21:24.71

YEAR	GOLD			SILVER			BRONZE		
1996	Irina Stankina	RUS	21:31.85	Olga Panfyorova	RUS	21:52.27	Claudia Iovan	ROU	21:57.11
1998	Sabine Zimmer	GER	21:14.39	Jolanta Dukure	LAT	21:17.89	Xue Ailing	CHN	21:28.57
2000	Lyudmila Yefimkina	RUS	44:07.74	Tatyana Kozlova	RUS	44:24.43	Sabine Zimmer	GER	46:49.97
2002	Fumi Mitsumura	JPN	46:01.51	Liu Siqi	CHN	46:07.15	Marina Tsikhanava	BLR	46:14.67
2004	Irina Petrova	RUS	45:50.39	Zhang Nan	CHN	45:58.54	Vera Sokolova	RUS	46:53.02
2006	Liu Hong	CHN	45:12.84	Tatyana Shemyakina	RUS	45:34.41	Anamaria Greceanu	ROU	46:45.67
2008	Tatyana Mineyeva	RUS	43:24.72	Elmira Alembekova	RUS	43:45.16	Li Yanfei	CHN	44:24.10

4 x 100 Metres Relay

1986	United States	43.78	GDR	43.97	Nigeria	44.13
1988	GDR	43.48	Cuba	44.04	United States	44.27
1990	Jamaica	43.82	Great Britain & NI	44.16	United States	44.50
1992	Jamaica	43.96	United States	44.51	Germany	44.52
1994	Jamaica	44.01	Germany	44.78	Great Britain & NI	45.08
1996	United States	43.79	Jamaica	44.26	Germany	44.57
1998	United States	43.52	France	44.07	Jamaica	44.61
2000	Germany	43.91	Jamaica	44.05	Sweden	44.78
2002	Jamaica	43.40	United States	43.66	Great Britain & NI	44.22
2004	United States	43.49	Jamaica	43.63	France	43.68
2006	United States	43.49	France	44.20	Jamaica	44.22
2008	United States	43.66	Jamaica	43.98	Brazil	44.61

4 x 400 Metres Relay

1986	United States	3:30.45	GDR	3:30.90	USSR	3:32.35
1988	GDR	3:28.39	United States	3:31.48	USSR	3:31.89
1990	Australia	3:30.38	Jamaica	3:31.09	Cuba	3:31.81
1992	Romania	3:31.57	Jamaica	3:32.68	Germany	3:32.72
1994	United States	3:32.08	Romania	3:36.59	Germany	3:36.65
1996	Germany	3:31.12	Romania	3:32.16	Australia	3:32.47
1998	Jamaica	3:32.29	Russia	3:32.35	United States	3:32.85
2000	Great Britain & NI	3:33.82	Jamaica	3:33.99	Romania	3:34.49
2002	United States	3:29.95	Great Britain & NI	3:30.46	Russia	3:30.72
2004	United States	3:27.60	Russia	3:30.03	Jamaica	3:30.37
2006	United States	3:29.01	Nigeria	3:30.84	Jamaica	3:31.62
2008	United States	3:30.19	Ukraine	3:34.20	Australia	3:34.23

IAAF WORLD YOUTH CHAMPIONSHIPS

Venues - 1999: Bydgoszcz (16-18 Jul); 2001: Debrecen (11-15 Jul); 2003: Sherbrooke (Jul 9-13); 2005: Marrakech (Jul 13-17); 2007: Ostrava (11-15 Jul); 2009: Bressanone (8-12 Jul); 2011: Lille (6-10 Jul)

MEN**100 Metres**

1999	Mark Lewis-Francis	GBR	10.40	Bryan Sears	USA	10.42	Omar Brown	JAM	10.43	1.4
2001	Darrel Brown	TRI	10.31	Willie Hordge	USA	10.41	Jonathan Wade	USA	10.53	-0.2
2003	Yahya Al-Gahes	KSA	10.69	Yahya Hassan Habib	KSA	10.73	Craig Pickering	GBR	10.85	-3.1
2005	Harry Aikines-Aryeetey	GBR	10.35	Alex Nelson	GBR	10.36	Keston Bledman	TRI	10.55	0.8
2007	Dexter Lee	JAM	10.51	Nickel Ashmeade	JAM	10.54	Kenneth Gilstrap	USA	10.65	-0.4

200 Metres

1999	Tim Benjamin	GBR	20.72	Omar Brown	JAM	21.09	Bryan Sears	USA	21.16	0.9
2001	Jonathan Wade	USA	20.95	Michael Grant	USA	21.30	Dion Rodriguez	TRI	21.36	-1.1
2003	Usain Bolt	JAM	20.40	Michael Grant	USA	21.04	Jamahl Alert-Khan	GBR	21.35	-1.1
2005	Harry Aikines-Aryeetey	GBR	20.91	Jorge Valcárel	CUB	21.08	Matteo Galvan	ITA	21.14	0.7
2007	Ramone McKenzie	JAM	20.67	Ramil Guliyev	AZE	20.72	Nickel Ashmeade	JAM	20.76	-0.2

400 Metres

1999	Mandla Nkosi	RSA	46.94	Claudel Garzón	CUB	47.00	Mark van Soest	RSA	47.19
2001	Karol Grzegorzcyk	POL	46.90	Piotr Kedzia	POL	47.12	Jermaine Gonzales	JAM	47.51
2003	Nagmeldin Ali Abubakr	SUD	46.10	Cedric Goodman	USA	46.42	Zeljko Vincek	CRO	47.45
2005	Adam Mohamed Al-Noor	SUD	46.56	Julius Kirwa	KEN	46.70	Bryshon Nellum	USA	46.81
2007	Chris Clarke	GBR	46.74	Kirani James	GRN	46.96	Vladimir Krasnov	RUS	47.03

800 Metres

1999	Nicholas Wachira	KEN	1:50.70	Berhanu Alemu	ETH	1:50.79	Mohammad Al-Azemi	KUW	1:51.24
2001	Salem Al-Badri	QAT	1:50.15	Cosmas Rono	KEN	1:50.35	Liao Fu-Pin	TPE	1:51.35
2003	Mohammed Al-Salhi	KSA	1:48.79	Bernard Kiptum	KEN	1:49.14	Abraham Ngeno	KEN	1:49.17

YEAR	GOLD			SILVER			BRONZE			
2005	Gilbert Keter	KEN	1:48.42	Jackson Kivuna	KEN	1:48.57	Jan Masenamela	RSA	1:49.73	
2007	Geoffrey Kibet	KEN	1:49.99	Ali Saad Al-Daran	KSA	1:50.10	Amine El Manaoui	MAR	1:50.12	
1500 Metres										
1999	Cornelius Chirchir	KEN	3:44.02	Michael Too	KEN	3:44.70	Osman Yusuf	KSA	3:45.53	
2001	Isaac Songok	KEN	3:36.78	Sameuel Dadi	ETH	3:39.78	Abdulrahman Suleiman	QAT	3:42.03	
2003	Benson Esho	KEN	3:44.94	Samson Kiplagat	KEN	3:45.13	Isaac Mboyaza	RSA	3:48.05	
2005	Belal Mansoor Ali	BRN	3:36.98	Ebrahim Bader Khalil	BRN	3:43.70	Abubaker Kaki	SUD	3:45.06	
2007	Fredrick Ndunge	KEN	3:44.27	Josphat Kithii	KEN	3:44.68	Dawit Wolde	ETH	3:45.03	
3000 Metres										
1999	Pius Muli	KEN	8:08.16	Kenenisa Bekele	ETH	8:09.89	Anouar Assila	MAR	8:13.54	
2001	Markos Geneti	ETH	7:55.82	David Kilel	KEN	7:56.95	James Kwalia	KEN	7:57.71	
2003	Augustine Choge	KEN	7:52.53	Tariku Bekele	ETH	7:54.71	Girma Shimelis	ETH	7:55.12	
2005	Abraham Cherkos	ETH	8:00.90	Ibrahim Jeylan	ETH	8:04.21	Saleh Marzooq Bakheet	BRN	8:04.78	
2007	Daniel Salel	KEN	7:57.18	Lucas Rotich	KEN	7:59.67	Hicham El Amrani	MAR	8:00.98	
2000 Metres Steeplechase (91.4cm)										
1999	Cheruiyot Cherono	KEN	5:31.89	Luleseged Wale	ETH	5:32.61	Philip Simbolei	KEN	5:41.77	
2001	David Kirwa	KEN	5:33.40	Brimin Kipruto	KEN	5:36.81	Abraham Kebeto	ETH	5:37.76	
2003	Ronald Kipchumba	KEN	5:30.27	Justus Kiprono	KEN	5:31.24	Chris Winter	CAN	5:44.23	
2005*	Abel Mutai	KEN	5:24.69	Bisluke Kiplagat	KEN	5:24.87	Abdelghani Ait Bahmad	MAR	5:26.52	
2007	Legese Lamiso	ETH	5:30.81	Silas Kitum	KEN	5:32.88	Abdellah Dacha	MAR	5:34.49	
* Originally first in 5:23.95 was Tareq Mubarak Taher BRN but in 2007 he was found to be over-age on investigation by the IAAF										
110 Metres Hurdles (91.4cm)										
1999	Ladji Doucoure	FRA	13.26	Nassim Brahimi	QAT	13.36	Paul Whitty	CAN	13.59	0.8
2001	Nassim Brahimi	QAT	13.27	Marthinus van der Vyver	RSA	13.35	Eddy Delepine	FRA	13.39	0.2
2003	Jason Richardson	USA	13.29	Mubarak Al-Mabadi	KSA	13.41	Alexander John	GER	13.50	1.9
2005	Cordera Jenkins	USA	13.35	Ryan Brathwaite	BAR	13.44	Gianni Frankis	GBR	13.48	1.1
2007	Wayne Davis	USA	13.18	William Wynne	USA	13.44	Denis Semenov	KAZ	13.82	0.2
400 Metres Hurdles										
1999	Marthinus Kritzinger	RSA	49.86	Sergio Hierrezuelo	CUB	49.95	Mumo Kiilu	KEN	51.50	
2001	Amine Alozen	SYR	50.25	Jonathan Walker	USA	51.32	Kenji Narisako	JPN	52.09	
2003	Jason Richardson	USA	49.91	Wouter Le Roux	RSA	50.85	Jamaal Charles	USA	51.48	
2005	Mohammed Daak	KSA	50.90	David Klech	USA	50.90	Adel Jaber Asseri	KSA	51.68	
2007	William Wynne	USA	49.01	Reginald Wyatt	USA	50.33	Amaury Valle	CUB	50.37	
High Jump										
1999	Jacques Freitag	RSA	2.16	Cui Kai	CHN	2.13	Andrey Chupsa	BLR	2.13	
2001	Aleksey Dmitrik	RUS	2.23	James Watson	AUS	2.21	Aliaksandr Plisko	BLR	2.19	
2003	Martin Günther	GER	2.11	Aleksandr Nartov	UKR	2.11	Hikaru Tsuchiya	JPN	2.11	
2005	Huang Haiqiang	CHN	2.27	Aleksandr Nartov	UKR	2.18	Alex Soto	ESP	2.18	
2007	Wang Chen	CHN	2.22	Sergey Mudrov	RUS	2.22	Josh Hall	AUS	2.20	
Pole Vault										
1999	Sébastien Homo	FRA	5.20	Oleksandr Korchmyd	UKR	5.10	Rico Tepper	GER	5.00	
2001	Artyom Kuptsov	RUS	5.15	Vincent Favretto	FRA	5.15	Go Kishita	JPN	5.00	
2003	Germán Chiaraviglio	ARG	5.15	Dmitriy Starodubtsev	RUS	5.10	Steven Lewis	GBR	5.05	
2005	Yang Yansheng	CHN	5.25	Scott Roth	USA	5.25	Albert Vélez	ESP	5.20	
2007	Nico Weiler	GER	5.26	Manuel Concepción	ESP	4.85				
				Shota Doi	JPN	4.85				
Long Jump										
1999	Shang Yapeng	CHN	7.80	Yoelmis Pacheco	CUB	7.62	Nicolaas Grimbeeck	RSA	7.59	
2001	Thiago Dias	BRA	7.72	Abdulla Al-Waleed	QAT	7.62	Andrew Howe-Besozzi	ITA	7.61	
2003	Naohiro Shinada	JPN	7.61	Yves Renaux	FRA	7.44	Ahmed Al-Sharfa	KSA	7.15	
2005	Chris Noffke	AUS	7.97w	Tiberiu Talnar	ROU	7.53w	Claiton Sabino	BRA	7.49	
2007	Yasumichi Konishi	JPN	7.52w	Daisuke Yoshiyama	JPN	7.32	Christian Taylor	USA	7.29	
Triple Jump										
1999	Ibrahim Mahmedin	QAT	15.96	Yoandri Betanzo	CUB	15.83	Viktor Yastrebov	UKR	15.74	
2001	Jonathan Moore	GBR	16.36	David Girard	CUB	16.33	Osniel Toscas	CUB	15.67	
2003	Denni Fernández	CUB	15.77	Mousa Qarqaran	KSA	15.60	Mohamed Darwish	UAE	15.55	
2005	Héctor Fuentes	CUB	16.63	Ilya Yefremov	RUS	16.45	Zhivko Petkov	BUL	16.20	
2007	Christian Taylor	USA	15.98	Aleksey Fedorov	RUS	15.59	Gennadiy Chudinov	RUS	15.54	

YEAR	FIRST		SECOND		THIRD			
Shot Put (5kg)								
1999	Robert Häggblom	FIN	19.76	Dmitriy Gorshkov	RUS	19.69	Khalid Al-Suwaidi	QAT 19.44
2001	Georgi Ivanov	BUL	19.73	Yasser Ibrahim Farag	EGY	19.58	Lee Min-Won	KOR 19.57
2003	Liu Feng	CHN	21.45	Kyle Helf	CAN	20.79	Amin Al-Aradi	KSA 19.69
2005	J. P. Hoffman	RSA	20.99	Vladislav Tuláček	CZE	19.97	Rosen Karamfilov	BUL 19.86
2007	David Storl	GER	21.40	Marin Premeru	CRO	20.42	Dmytro Savvitsky	UKR 20.15
Discus Throw (1.5kg)								
1999	Chang Ming-Huang	TPE	64.14	Zhang Huabing	CHN	58.36	Raine Munukka	FIN 56.52
2001	Khalid Al-Suwaidi	QAT	62.67	Robert Harting	GER	62.04	Omad El Ghafaly	EGY 61.06
2003	Ronnie Buckley	AUS	64.34	Wu Jian	CHN	63.18	Wang Yao-Hui	TPE 60.00
2005	Ali Shahrokhi	IRI	61.07	Osmel Charlot	CUB	60.17	António Vital e Silva	POR 59.30
2007	Mykyta Nesterenko	UKR	68.54	Marin Premeru	CRO	64.20	Andrius Gudzius	LTU 61.59
Hammer Throw (5kg)								
1999	Krisztián Pars	HUN	74.76	Oleksandr Lutsenko	UKR	73.68	Aleksey Yeliseyev	RUS 73.68
2001	Khalid Al-Suwaidi	QAT	62.67	Robert Harting	GER	62.04	Omad El Ghafaly	EGY 61.06
2003	Mikhail Levin	RUS	76.41	Kristóf Németh	HUN	75.59	Sándor Pálhegyi	HUN 75.47
2005	Sándor Pálhegyi	HUN	81.89	Artem Vynnyk	UKR	77.88	Alex Smith	GBR 73.77
2007	Andriy Martynyuk	UKR	76.09	Dániel Szabó	HUN	75.30	Richard Olbrich	GER 75.18
Javelin Throw (700gm)								
1999	Joachim Kiteau	FRA	79.65	Saku Kuusisto	FIN	78.73	Aleksandr Ivanov	RUS 78.65
2001	Teemu Wirkkala	FIN	76.18	Hamad Khalifa	QAT	73.56	Tero Järvenpää	FIN 68.85
2003	Júlio César de Oliveira	BRA	81.16	Robert Oosthuizen	RSA	81.07	Raldu Potgieter	RSA 75.56
2005	Noël Meyer	RSA	80.52	Roman Avramenko	UKR	79.22	Victor Fatecha	PAR 77.21
2007	Tuomas Laaksonen	FIN	79.71	Hamish Peacock	AUS	76.31	Edgars Rutins	LAT 74.65
Octathlon (From 2001)								
2001	Rene Oruman	EST	6219	Essa Mufarrah	KSA	6024	Jason Dudley	AUS 5997
2003	Andrés Silva	URU	6456	Andrey Kravchenko	BLR	6366	Lukás Patera	CZE 6316
2005	Yordani García	CUB	6482	Matthias Prey	GER	6282	Claiton Sabino	BRA 6218
2007	Shane Brathwaite	BAR	6261	Jaroslav Hedvicák	CZE	6212	Adam Bevis	AUS 6212
10,000 Metres Walk								
1999	Yevgeniy Demkov	RUS	42:26.07	Aleksandr Stokov	RUS	42:36.52	Takayuki Tanii	JPN 42:40.86
2001	Vladimir Kanaykin	RUS	42:55.75	Mikalai Seredovich	BLR	43:44.32	Francisco Flores	MEX 43:53.13
2003	Aleksandr Prokhorov	RUS	42:16.16	Makoto Sawada	JPN	42:17.62	Vyacheslav Golovin	RUS 42:37.15
2005	Sergey Morozov	RUS	42:26.92	Vladimir Akhmetov	RUS	42:32.81	Yusuke Suzuki	JPN 42:43.22
2007	Stanislav Yemelyanov	RUS	41:49.91	Pedro Gómez	MEX	43:11.87	Vito Di Bari	ITA 43:36.13
4 x 100 Metres Relay (1999 only)								
1999	Jamaica		40.03	Japan		40.14	Germany	41.13
Medley Relay								
1999	United States		1:51.29	South Africa		1:52.49	Japan	1:54.10
2001	Poland		1:50.46	United States		1:50.90	South Africa	1:51.35
2003	United States		1:52.03	Poland		1:53.08	Japan	1:53.11
2005	United States		1:51.19	Trinidad & Tobago		1:52.51	Saudi Arabia	1:52.89
2007	United States		1:51.34	Japan		1:51.42	Jamaica	1:52.18
WOMEN								
100 Metres								
1999	Veronica Campbell	JAM	11.49	Lisa Sharpe	JAM	11.52	Adrianna Lamalle	FRA 11.66 0.6
2001	Allyson Felix	USA	11.57	Kerron Stewart	JAM	11.72	Zuzana Kosová	CZE 11.83 0.5
2003	Jessica Onyepunuka	USA	11.31	Krystin Lacy	USA	11.50	Kelliann Baptiste	TRI 11.58 1.8
2005	Bianca Knight	USA	11.38	Ebony Collins	USA	11.44	Schillonie Calvert	JAM 11.44 -0.1
2007	Asha Philip	GBR	11.46	Rosângela Santos	BRA	11.46	Ashlee Nelson	GBR 11.58 -0.9
200 Metres								
1999	LaShauntea Moore	USA	23.38	Melanie Walker	JAM	23.72	Ana López	CUB 23.97 -0.1
2001	Angel Perkins	USA	23.07	Amy Spencer	GBR	23.45	Zuzana Kosová	CZE 23.98 0.3
2003	Anneisha McLaughlin	JAM	23.26	Courtney Champion	USA	23.56	Cleo Tyson	USA 23.67 -0.4
2005	Aymée Martínez	CUB	22.99	Bianca Knight	USA	23.33	Latoya King	JAM 23.57 0.7
2007	Bárbara Leôncio	BRA	23.50	Chalonda Goodman	USA	23.54	Nivea Smith	BAH 23.69 -1.9
400 Metres								
1999	Monique Henderson	USA	52.28	Helen Okpanachi	NGR	52.38	Norma González	COL 52.39
2001	Stephanie Smith	USA	52.19	Jerrika Chapple	USA	52.80	Anneisha McLaughlin	JAM 53.35

YEAR	FIRST			SECOND			THIRD			
2003	Natasha Hastings	USA	53.41	Antonina Krivoschapka	RUS	53.54	Jaimee-Lee Hoebergen	AUS	53.78	
2005	Nawal Al-Jak	SUD	51.19	Danijela Grgic	CRO	51.30	Aymeé Martínez	CUB	52.04	
2007	Yuliya Baraley	UKR	53.57	Latoya McDermott	JAM	54.12	Alexandra Stuková	SVK	54.46	
800 Metres										
1999	Georgie Clarke	AUS	2:05.90	Tetyana Petlyuk	UKR	2:06.97	Mihaela Olaru	ROU	2:08.20	
2001	Cherotich Kipkorir Ruto	KEN	2:05.50	Veronika Plesarová	CZE	2:06.01	Carlene Robinson	JAM	2:06.18	
2003	Mariya Chapayeva	RUS	2:03.40	Olga Cristea	MDA	2:04.30	Larisa Arcip	ROU	2:04.31	
2005	Flavious Kwamboka	KEN	2:07.42	Winny Chebet	KEN	2:08.15	Katherine Katsanevakis	AUS	2:08.35	
2007	Mirela Lavric	ROU	2:04.29	Alison Leonard	GBR	2:05.36	Juana Méndez	CUB	2:05.42	
1500 Metres										
1999	Zanelle Grobler	RSA	4:23.06	Chibiwott Kibet	KEN	4:24.43	Elaine du Plessis	RSA	4:24.59	
2001	Georgie Clarke	AUS	4:14.08	Florence Kyalo	KEN	4:15.71	Sentayehu Ejigu	ETH	4:17.51	
2003	Alem Techale	ETH	4:17.41	Jelena Stina	LAT	4:17.43	Joyce Musungu	KEN	4:17.65	
2005	Sheila Chepkirui	KEN	4:12.29	Yuriko Kobayashi	JPN	4:13.96	Bizunesh Urgesa	ETH	4:19.34	
2007	Sammary Cherotich	KEN	4:15.47	Jordan Hasay	USA	4:17.24	Sheila Chepkirui	KEN	4:19.26	
3000 Metres										
1999	Alice Timbilil	KEN	9:01.99	Meseret Defar	ETH	9:02.08	Vivian Cheruiyot	KEN	9:04.42	
2001	Sally Chepyego	KEN	9:09.05	Mestewat Tufa	ETH	9:11.60	Fridah Domongole	KEN	9:12.70	
2003	Siham Hilali	MAR	9:12.70	Pasalia Kipkoech	KEN	9:13.77	Yuko Nohara	JPN	9:14.82	
2005	Veronica Wanjiru	KEN	9:01.61	Pauline Korikwang	KEN	9:05.42	Hitomi Niiya	JPN	9:10.34	
2007	Mercy Cherono	KEN	8:53.94	Mahlet Melese	ETH	8:56.98	Sule Utura	ETH	9:06.48	
2000 Metres Steeplechase (From 2007)										
2007	Caroline Chepkurui	KEN	6:22.30	Christine Mayanga	KEN	6:22.49	Karoline Bjerkeli Grovdal	NOR	6:25.30	
100 Metres Hurdles (76.2cm)										
1999	Adrianna Lamalle	FRA	13.08	Maren Freisen	GER	13.42	Annay Tejada	CUB	13.45	-0.4
2001	Kathrin Geissler	GER	13.49	Ashley Lodree	USA	13.75	Carla Fick	RSA	13.75	0.4
2003	Sally McLellan	AUS	13.42	Latoya Greaves	JAM	13.49	Domenique Manning	USA	13.60	-1.9
2005	April Williams	USA	13.23	Natasha Ruddock	JAM	13.38	Theresa Lewis	USA	13.39	1.1
2007	Julian Purvis	USA	13.41	Shermaine Williams	JAM	13.48	Anne Zagre	BEL	13.58	-1.3
400 Metres Hurdles (76.2cm)										
1999	Jana Pittman	AUS	57.87	Wu Jieya	CHN	58.32	Patricia Hall	JAM	58.67	
2001	Camille Robinson	JAM	58.72	Kimberly Crow	AUS	59.28	Olga Nikolayeva	RUS	59.41	
2003	Zuzana Hejnová	CZE	57.54	Yekaterina Kostetskaya	RUS	58.37	MacKenzie Hill	USA	59.15	
2005	Ebony Collins	USA	55.96	Lauren Boden	AUS	58.30	Aya Miyahara	JPN	59.62	
2007	Dalilah Muhammad	USA	57.25	Andreea Ionescu	ROU	57.33	Ryann Kraiss	USA	57.50	
High Jump										
1999	Anna Chichirova	RUS	1.89	Renáta Medgyesová	SVK	1.83	Gaëlle Niaré	FRA	1.79	
2001	Aileen Wilson	GBR	1.87	Petrina Price	AUS	1.81	Lavern Spencer	LCA	1.81	
2003	Irina Kovalenko	UKR	1.92	Svetlana Shkolina	RUS	1.86				
				Annett Engel	GER	1.86				
2005	Gu Biwei	CHN	1.87	Sophia Begg	AUS	1.85	Yekaterina Yevseyeva	KAZ	1.85	
2007	Natalya Mamlina	RUS	1.89	Misha-Gaye DaCosta	JAM	1.84	Aleksandrina Klimentinova	BUL	1.81	
							Elena Vallortigara	ITA	1.81	
Pole Vault										
1999	Yelena Isinbayeva	RUS	4.10	Floé Kühnert	GER	4.05	Vanessa Boslak	FRA	4.00	
2001	Silke Spiegelburg	GER	4.00	Aleksandra Kiryashova	RUS	4.00	Anna Olko	POL	3.95	
2003	Lisa Ryshich	GER	4.05	Svetlana Makarevich	BLR	4.00	Charmaine Lucock	AUS	4.00	
2005	Ekateríni Stefanídi	GRE	4.30	Keisa Monterola	VEN	4.30	Yu Shuo	CHN	4.20	
2007	Vicky Parnov	AUS	4.35	Ekateríni Stefanídi	GRE	4.25	Petra Olsen	SWE	4.05	
Long Jump										
1999	Zhou Yangxia	CHN	6.29	Jenniina Halkoaho	FIN	6.24	Alina Militaru	ROU	6.22	
2001	Shermin Oksuz	AUS	6.41	Elena Anghelescu	ROU	6.32	Angela Dies	GER	6.03	
2003	Cristine Spataru	ROU	6.41	Denisa Scerbová	CZE	6.40	Zhanna Demydova	UKR	6.15	
2005	Arantxa King	BER	6.39	Eloyse Lesueur	FRA	6.28	Cornelia Deiac	ROU	6.25	
2007	Darya Klishina	RUS	6.47	Ivana Spanovic	SRB	6.41	Mariya Shumilova	RUS	6.29	
Triple Jump										
1999	Mabel Gay	CUB	13.82	Anastasiya Iliina	RUS	13.59	Yusmay Bicet	CUB	13.58	
2001	Alina Popescu	ROU	13.76	Svetlana Bolshakova	RUS	13.32	Michelle Sanford	USA	13.22	
2003	Cristine Spataru	ROU	13.86	Elina Sorsa	FIN	12.95	Alíki Askitopoulou	GRE	12.93	

YEAR	FIRST	SECOND	THIRD
2005	Sha Li CHN 13.81	Kaire Leibak EST 13.74	Cristina Bujin ROU 13.23
2007	Dailenis Alcántara CUB 13.63	Yosleidis Rivalta CUB 13.32	Maja Bratkic SLO 12.96

Shot Put

1999	Hong Mei CHN 15.57	Natalya Kharanenko BLR 15.57	Chiara Rosa ITA 14.64
2001	Valerie Adams NZL 16.87	Michelle Carter USA 15.23	Yullia Leantsiuk BLR 15.08
2003	Jiang Limin CHN 15.60	Magdalena Sobieszek POL 15.42	Marli Knoetze RSA 15.10
2005	Simoné du Toit RSA 16.33	Li Bo CHN 15.92	Dani Samuels AUS 15.53
2007	Aliona Hryshko BLR 15.91	Samira Burkhardt GER 15.36	Sophie Kleeberg GER 14.94

Discus Throw

1999	Hong Mei CHN 52.18	Julia Bremser GER 51.83	Deborah Lovely AUS 49.14
2001	Ma Xuejun CHN 54.93	Darya Pishchalnikova RUS 49.37	Amarachi Ukabam USA 46.13
2003	Lisandra Rodríguez CUB 48.56	Julie Bennell AUS 48.32	Kristina Gehrig GER 48.31
2005	Dani Samuels AUS 54.09	Simoné du Toit RSA 52.10	Kamorean Hayes USA 49.64
2007	Julia Fischer GER 51.39	Sandra Perkovic CRO 51.25	Jin Yuanyuan CHN 51.20

Hammer Throw

1999	Kamila Skolimowska POL 63.94	Yanarka Crawford CUB 57.56	Ivana Brkljadic CRO 55.69
2001	Andrea Kéri HUN 59.86	Berta Castells ESP 59.65	Maria Smaliachkova BLR 59.16
2003	Valentina Srsa CRO 61.18	Mariya Bepalova RUS 57.81	Johanna Hoppe GER 56.46
2005	Bianca Perie ROU 62.27	Anna Bulgakova RUS 62.05	Dóra Lévai HUN 58.80
2007	Bianca Perie ROU 64.61	Andriána Papadopoulou-Fatála GRE 56.32	Barbara Spiler SLO 55.97

Javelin Throw

1999	Olivia Norris GER 52.03	Xénia Frajka HUN 49.76	Galina Kakhova BLR 49.62
2001	Kimberly Mickle AUS 51.83	Justine Robbeson RSA 51.54	Andrea Kvetová CZE 51.49
2003	Xue Juan CHN 56.82	Shin Bo-Ra KOR 53.74	Vivian Zimmer GER 52.20
2005	Zhang Li CHN 56.66	Vira Rebryk UKR 56.16	Yanet Cruz CUB 51.66
2007	Tazmin Brits RSA 51.71	Carita Hinkka FIN 51.61	Sini Kiiski FIN 50.75

Heptathlon (From 2001)

2001	Annett Wichmann GER 5470	Christine Schulz GER 5346	Amandine Constantin FRA 5296
2003	Marisa de Aniceto FRA 5458	Sarah Kern GER 5445	Marina Goncharova RUS 5338
2005	Tatyana Chernova RUS 5875	Yana Panteleyeva RUS 5611	Diana Rach GER 5481
2007	Katerina Cachová CZE 5641	Carolin Schäfer GER 5544	Elisa-Sophie Döbel GER 5494

5000 Metres Walk

1999	Tatyana Kozlova RUS 22:31.93	Maryna Tsikhanova BLR 22:37.54	Yekaterina Dergunova RUS 22:54.59
2001	Jiang Kun CHN 22:49.21	Ksenia Ishcheykina RUS 22:58.43	Sniazhana Yurchanka BLR 23:28.51
2003	Vera Sokolova RUS 22:50.23	Ann Loughnane IRL 23:37.00	Noriko Nishide JPN 23:50.69
2005	Tatyana Kalmykova RUS 22:14.47	Elmira Alembekova RUS 22:27.17	Chai Xue CHN 22:34.28
2007	Tatyana Kalmykova RUS 20:28.05	Irina Yumanova RUS 21:21.14	Panayióta Tsinoπούλου GRE 22:49.15

4 x 100 Metres Relay (1999 only)

1999	Jamaica 44.30	United States 45.40	Poland 45.49
------	---------------	---------------------	--------------

Medley Relay

1999	United States 2:07.71	Poland 2:09.19	Ukraine 2:11.13
2001	United States 2:03.83	Jamaica 2:07.45	Romania 2:09.70
2003	United States 2:03.87	Jamaica 2:07.05	Russia 2:07.52
2005	United States 2:03.93	Australia 2:06.58	Brazil 2:06.60
2007	United States 2:05.74	Jamaica 2:06.77	Canada 2:09.08

IAAF WORLD CUP IN ATHLETICS

Venues - 1977: Düsseldorf (2-4 Sep); 1979: Montréal (24-26 Aug); 1981: Roma (4-6 Sep); 1985: Canberra (4-6 Oct); 1989: Barcelona (8-10 Sep); 1992: Habana (25-27 Sep); 1994: London (9-11 Sep); 1998: Johannesburg (11-13 Sep); 2002: Madrid (20/21 Sep); 2006: Athína (16/17 Sep); 2010: *Split* (4/5 Sep)

MEN

Britain's men's team were disqualified from the 2002 World Cup because their entry for the meeting had been based on performances by Dwain Chambers at that year's European Cup which were subsequently annulled because of a doping violation. However, the individual placings by British team members in Madrid were allowed to stand, though are regarded by the IAAF as non-scoring.

Teams

1977	GDR 127	United States 120	FRG 112
1979	United States 119	Europe 112	GDR 108
1981	Europe 147	GDR 130	United States 127

YEAR	FIRST	SECOND	THIRD
1985	United States	123	USSR 115
1989	United States	133	Europe 127
1992	Africa	115	Great Britain & NI 103
1994	Africa	116	Great Britain & NI 111
1998	Africa	111	Europe 119
2002	Africa	139	Europe 121
2006	Europe	140	United States 136

100 Metres

1977	Steve Williams	USA	10.13	Eugen Ray	GDR	10.15	Silvio Leonard	AME	10.19	-0.3
1979	James Sanford	USA	10.17	Silvio Leonard	AME	10.26	Marian Woronin	EUR	10.28	-0.4
1981	Allan Wells	EUR	10.20	Ernest Obeng	AFR	10.21	Frank Emmelmann	GDR	10.31	0.2
1985	Ben Johnson	AME	10.00	Chidi Imoh	AFR	10.11	Frank Emmelmann	GDR	10.17	-0.4
1989	Linford Christie	GBR	10.10	Leroy Burrell	USA	10.15	Daniel Sangouma	EUR	10.17	0.5
1992	Linford Christie	GBR	10.21	Olapade Adeniken	AFR	10.26	Calvin Smith	USA	10.33	-0.3
1994	Linford Christie	GBR	10.21	Olapade Adeniken	AFR	10.25	Talal Mansoor	ASI	10.31	-0.3
1998	Obadele Thompson	AME	9.87	Seun Ogunkoya	AFR	9.92	Dwain Chambers	GBR	10.03	-0.2
2002	Uchenna Emedolu	AFR	10.06	Kim Collins	AME	10.06	Francis Obikwelu	EUR	10.09	-0.3
2006	Tyson Gay	USA	9.88	Francis Obikwelu	EUR	10.09	Marc Burns	AME	10.14	1.1

200 Metres

1977	Clancy Edwards	USA	20.17	Pietro Mennea	EUR	20.17	Silvio Leonard	AME	20.30	1.0
1979	Silvio Leonard	AME	20.34	Leszek Dunecki	EUR	20.50	Peter Okodogbe	AFR	20.69	0.0
1981	Mel Lattany	USA	20.21	Allan Wells	EUR	20.53	Frank Emmelmann	GDR	20.57	0.1
1985	Robson da Silva	AME	20.44	Frank Emmelmann	GDR	20.51	Darren Clark	OCE	20.78	0.5
1989	Robson da Silva	AME	20.00	Floyd Heard	USA	20.36	Olapade Adeniken	AFR	20.38	1.9
1992	Robson da Silva	AME	20.56	Linford Christie	GBR	20.72	Jeff Williams	USA	20.75	0.5
1994	John Regis	GBR	20.45	Frankie Fredericks	AFR	20.55	Geir Moen	EUR	20.72	-1.4
1998	Frankie Fredericks	AFR	19.97	Gentry Bradley	USA	20.38	Troy Douglas	EUR	20.40	1.3
2002	Francis Obikwelu	EUR	20.18	Frankie Fredericks	AFR	20.20	Marlon Devonish	GBR	20.32	-0.6
2006	Wallace Spearmon	USA	19.87	Usain Bolt	AME	19.96	Shingo Suetsugu	ASI	20.30	0.1

400 Metres

1977	Alberto Juantorena	AME	45.36	Volker Beck	GDR	45.50	Robert Taylor	USA	45.57
1979	El Kashief Hassan	AFR	45.39	Nikolay Chernetskiy	URS	46.06	Tony Darden	USA	46.12
1981	Cliff Wiley	USA	44.88	Mauro Zuliani	ITA	45.26	Bert Cameron	AME	45.27
1985	Michael Franks	USA	44.47	Thomas Schönlebe	GDR	44.72	Innocent Egbunike	AFR	44.99
1989	Roberto Hernández	AME	44.58	Jens Carlowitz	GDR	44.86	Gabriel Tiacoh	AFR	44.97
1992	Sunday Bada	AFR	44.99	Mark Richardson	GBR	45.86	Chip Jenkins	USA	46.10
1994	Antonio Pettigrew	USA	45.26	Du'aïne Ladejo	GBR	45.44	Inaldo Sena	AME	45.67
1998	Iwan Thomas	GBR	45.33	Jerome Young	USA	45.37	Troy McIntosh	AME	45.45
2002	Michael Blackwood	AME	44.60	Ingo Schultz	GER	44.86	Fawzi Al-Shammari	ASI	45.14
2006	Lashawn Merritt	USA	44.54	Gary Kikaya	AFR	44.66	Dimitrios Regas	GRE	45.11

800 Metres

1977	Alberto Juantorena	AME	1:44.04	Mike Boit	AFR	1:44.14	Willi Wülbeck	FRG	1:45.47
1979	James Maina-Boi	AFR	1:47.69	James Robinson	USA	1:47.85	Willi Wülbeck	EUR	1:47.88
1981	Sebastian Coe	EUR	1:46.16	James Robinson	USA	1:47.31	Detlef Wagenknecht	GDR	1:47.49
1985	Sammy Koskei	AFR	1:45.15	Viktor Kalinkin	URS	1:45.72	Agberto Guimarães	AME	1:45.80
1989	Tom McKean	GBR	1:44.95	Jens-Peter Herold	GDR	1:45.04	Nixon Kiprotich	AFR	1:45.08
1992	David Sharpe	GBR	1:46.06	William Tanui	AFR	1:46.14	Andrea Benvenuti	EUR	1:46.53
1994	Mark Everett	USA	1:46.02	William Tanui	AFR	1:46.84	Craig Winrow	GBR	1:47.16
1998	Nils Schumann	GER	1:48.66	Mark Everett	USA	1:48.73	Norberto Téllez	AME	1:48.92
2002	Antonio Manuel Reina	ESP	1:43.83	Djabir Saïd-Guerni	AFR	1:44.03	David Krummenacker	USA	1:45.14
2006	Youssef Saad Kamel	ASI	1:44.98	Bram Som	EUR	1:45.13	Mbulaeni Mulaudzi	AFR	1:45.14

1500 Metres

1977	Steve Ovett	EUR	3:34.45	Thomas Wessinghage	FRG	3:35.98	Jürgen Straub	GDR	3:37.5
1979	Thomas Wessinghage	EUR	3:46.00	Vladimir Ponomaryov	URS	3:46.13	Jürgen Straub	GDR	3:46.30
1981	Steve Ovett	EUR	3:34.95	John Walker	OCE	3:35.49	Olaf Beyer	GDR	3:35.58
1985	Omer Khalifa	AFR	3:41.16	Olaf Beyer	GDR	3:41.26	Igor Lotarev	URS	3:41.92
1989	Abdi Bile	AFR	3:35.56	Sebastian Coe	GBR	3:35.79	Jens-Peter Herold	GDR	3:35.87
1992	Mohammed Suleiman	ASI	3:38.37	Jonah Birir	AFR	3:40.25	Simon Fairbrother	GBR	3:40.30
1994	Noureddine Morceli	AFR	3:34.70	Rüdiger Stenzel	GER	3:40.04	Mohammed Suleiman	ASI	3:40.52
1998	Laban Rotich	AFR	3:40.87	Rui Silva	EUR	3:40.95	Anthony Whiteman	GBR	3:40.99
2002	Bernard Lagat	AFR	3:31.20	Reyes Estévez	ESP	3:33.67	Mehdi Baala	EUR	3:38.04
2006	Alex Kipchirchir	AFR	3:52.60	Ivan Heshko	EUR	3:53.33	Nick Willis	OCE	3:54.76

YEAR	FIRST			SECOND			THIRD			
3000 Metres (From 1998)										
1998	Dieter Baumann	GER	7:56.24	Isaac Viciosa	EUR	7:56.47	Thomas Nyariki	AFR	7:59.46	
2002	Craig Mottram	OCE	7:41.37	David Galván	AME	7:47.43	Roberto García	ESP	7:53.96	
2006	Craig Mottram	OCE	7:32.19	Kenenisa Bekele	AFR	7:36.25	Driss Maazouzi	EUR	7:47.80	
5000 Metres										
1977	Miruts Yifter	AFR	13:13.82	Marty Liquori	USA	13:15.06	David Fitzsimons	OCE	13:17.42	
1979	Miruts Yifter	AFR	13:35.9	Valeriy Abramov	URS	13:37.6	Markus Ryffel	EUR	13:38.6	
1981	Eamonn Coghlan	EUR	14:08.39	Hansjörg Kunze	GDR	14:08.54	Vittorio Fontanella	ITA	14:09.06	
1985	Doug Padilla	USA	14:04.11	Stefano Mei	EUR	14:05.99	Wodajo Bulti	AFR	14:07.17	
1989	Said Aouita	AFR	13:23.14	John Doherty	EUR	13:25.39	José Luis Carrera	ESP	13:25.94	
1992	Fita Bayissa	AFR	13:41.23	Arturo Barrios	AME	13:50.95	Jim Farmer	USA	14:02.90	
1994	Brahim Lahlafi	AFR	13:27.96	John Nuttall	GBR	13:32.47	Martin Bremer	GER	13:33.57	
1998	Daniel Komen	AFR	13:46.57	Shaun Creighton	OCE	13:53.66	Dieter Baumann	GER	13:58.40	
2002	Alberto García	ESP	13:30.04	Paul Kosgei	AFR	13:31.71	Smail Sghir	EUR	13:32.82	
2006	Saif Saeed Shaheen	ASI	13:35.30	Mike Kigen	AFR	13:36.19	Matt Tegenkamp	USA	13:36.83	
10,000 Metres (Replaced with 3000m from 1998)										
1977	Miruts Yifter	AFR	28:32.31	Jörg Peter	GDR	28:34.0	Jos Hermens	EUR	28:35.0	
1979	Miruts Yifter	AFR	27:53.07	Craig Virgin	USA	27:59.55	Aleksandr Antipov	URS	28:25.17	
1981	Werner Schildhauer	GDR	27:38.43	Mohamed Kedir	AFR	27:39.44	Alberto Salazar	USA	27:40.69	
1985	Wodajo Bulti	AFR	29:22.96	Pat Porter	USA	29:23.02	Werner Schildhauer	GDR	29:25.63	
1989	Salvatore Antibo	EUR	28:05.26	Addis Abebe	AFR	28:06.43	Antonio Prieto	ESP	28:07.42	
1992	Addis Abebe	AFR	28:44.38	Antonio Serrano	EUR	28:54.38	Mikhail Dasko	EUN	29:00.26	
1994	Khalid Skah	AFR	27:38.74	Antonio Silio	AME	28:16.54	Rob Denmark	GBR	28:20.65	
3000 Metres Steeplechase										
1977	Michael Karst	FRG	8:21.60	Eshetu Tura	AFR	8:22.5	George Malley	USA	8:25.2	
1979	Kiprotich Rono	AFR	8:25.97	Ralf Pönitzsch	GDR	8:29.28	Mariano Scartezzini	EUR	8:29.44	
1981	Boguslaw Maminski	EUR	8:19.89	Mariano Scartezzini	ITA	8:19.93	Masanari Shintaku	ASI	8:23.64	
1985	Julius Kariuki	AFR	8:39.51	Henry Marsh	USA	8:39.55	Graeme Fell	AME	8:40.30	
1989	Julius Kariuki	AFR	8:20.84	Alessandro Lambruschini	EUR	8:21.75	Hagen Melzer	GDR	8:23.21	
1992	Phillip Barkutwo	AFR	8:26.81	William Van Dijck	EUR	8:32.06	Shaun Creighton	OCE	8:33.79	
1994	Moses Kiptanui	AFR	8:28.28	Saad Al-Asmari	ASI	8:35.74	Alessandro Lambruschini	EUR	8:40.34	
1998	Damian Kallabis	GER	8:31.25	Bernard Barmasai	AFR	8:31.85	Saad Al-Asmari	ASI	8:39.69	
2002	Wilson Boit Kipketer	AFR	8:25.34	Luis Miguel Martín	ESP	8:26.35	Khamis Abdulla Saifeldin	ASI	8:30.66	
2006	Saif Saeed Shaheen	ASI	8:19.09	Paul Kipsiele Koech	AFR	8:19.37	Bouabdellah Tahri	FRA	8:29.06	
110 Metres Hurdles										
1977	Thomas Munkelt	GDR	13.41	Alejandro Casañas	AME	13.50	Charles Foster	USA	13.51	0.0
1979	Renaldo Nehemiah	USA	13.39	Thomas Munkelt	GDR	13.42	Alejandro Casañas	AME	13.44	0.0
1981	Greg Foster	USA	13.32	Alejandro Casañas	AME	13.36	Julius Ivan	EUR	13.66	-0.2
1985	Tonie Campbell	USA	13.35w	Sergey Usov	URS	13.62	Jörg Naumann	GDR	13.76	3.1
1989	Roger Kingdom	USA	12.87w	Colin Jackson	GBR	12.95	Emilio Valle	AME	13.21	2.6
1992	Colin Jackson	GBR	13.07	Sergey Usov	EUN	13.55	Emilio Valle	AME	13.69	0.3
1994	Tony Jarrett	GBR	13.23	Allen Johnson	USA	13.29	Emilio Valle	AME	13.45	-1.6
1998	Falk Balzer	GER	13.10	Colin Jackson	GBR	13.11	Anier García	AME	13.14	2.0
2002	Anier García	AME	13.10	Allen Johnson	USA	13.45	Stanislav Olijar	EUR	13.58	-2.2
2006	Allen Johnson	USA	12.96	Liu Xiang	ASI	13.03	Dayron Robles	AME	13.06	0.4
400 Metres Hurdles										
1977	Edwin Moses	USA	47.58	Volker Beck	GDR	48.83	Harald Schmid	FRG	48.85	
1979	Edwin Moses	USA	47.53	Harald Schmid	EUR	48.71	Vasily Arkhipenko	URS	48.97	
1981	Edwin Moses	USA	47.37	Volker Beck	GDR	49.16	Harry Schulting	EUR	49.69	
1985	Andre Phillips	USA	48.42	Aleksandr Vasilyev	URS	48.61	Harald Schmid	EUR	48.83	
1989	David Patrick	USA	48.74	Henry Amike	AFR	49.24	Kriss Akabusi	GBR	49.42	
1992	Samuel Matete	AFR	48.88	Jon Ridgeon	GBR	49.01	Stéphane Diagana	EUR	49.34	
1994	Samuel Matete	AFR	48.77	Oleg Tverdokhle	EUR	49.26	Eronilde de Araújo	AME	49.62	
1998	Samuel Matete	AFR	48.08	Mubarak Al-Nubi	ASI	48.17	Dinsdale Morgan	AME	48.40	
2002	James Carter	USA	48.27	Mubarak Al-Nubi	ASI	48.96	Chris Rawlinson	GBR	49.18	
2006	Kerron Clement	USA	48.12	L. J. van Zyl	AFR	48.35	Marek Plawgo	EUR	48.76	
High Jump										
1977	Rolf Beilschmidt	GDR	2.30	Dwight Stones	USA	2.27	Jacek Wszola	EUR	2.24	
1979	Franklin Jacobs	USA	2.27	Jacek Wszola	EUR	2.27	Aleksandr Grigoryev	URS	2.24	
1981	Tyke Peacock	USA	2.28	Gerd Nagel	EUR	2.26	Jörg Freimuth	GDR	2.24	
1985	Patrik Sjöberg	EUR	2.31	Jimmy Howard	USA	2.28	Javier Sotomayor	AME	2.28	
1989	Patrik Sjöberg	EUR	2.34	Dalton Grant	GBR	2.31	Javier Sotomayor	AME	2.25	
1992	Yuriy Sergiyenko	EUN	2.29	Javier Sotomayor	AME	2.26	Brendan Reilly	GBR	2.26	

YEAR	FIRST	SECOND	THIRD
1994	Javier Sotomayor AME 2.40	Tim Forsyth OCE 2.28	Steve Smith GBR 2.28
1998	Charles Austin USA 2.31	Javier Sotomayor AME 2.28	Sergey Klyugin EUR 2.28
2002	Yaroslav Rybakov EUR 2.31	Mark Boswell AME 2.29	Ben Challenger GBR 2.20
2006	Tomás Jankú EUR 2.28	Andrey Silnov RUS 2.24	Tora Harris USA 2.24

Pole Vault

1977	Mike Tully USA 5.60	Wladyslaw Kozakiewicz EUR 5.55	Axel Weber GDR 5.30
1979	Mike Tully USA 5.45	Patrick Abada EUR 5.45	Konstantin Volkov URS 5.30
1981	Konstantin Volkov URS 5.70	Jean-Michel Bellot EUR 5.55	Billy Olson USA 5.50
1985	Sergey Bubka URS 5.85	Philippe Collet EUR 5.50	Tim Bright USA 5.40
1989	Philippe Collet EUR 5.75	Tim Bright USA 5.70	Uwe Langhammer GDR 5.55
1992	Igor Potapovich EUN 5.60	Philippe Collet EUR 5.40	Okkert Brits AFR 5.30
1994	Okkert Brits AFR 5.90	Jean Galfione EUR 5.75	Alberto Manzano AME 5.40
			Andrej Tiwontschik GER 5.40
1998	Maksim Tarasov EUR 5.85	Tim Lobinger GER 5.80	Jeff Hartwig USA 5.70
2002	Okkert Brits AFR 5.75	Jeff Hartwig USA 5.70	Lars Börgeling GER 5.40
2006	Steve Hooker OCE 5.80	Daichi Sawano ASI 5.70	Germán Chiaraviglio SAM 5.70

Long Jump

1977	Arnie Robinson USA 8.19	Hans Baumgartner FRG 7.96	Charlton Ehizuelen AFR 7.89
1979	Larry Myricks USA 8.52	Lutz Dombrowski GDR 8.27	David Giralt AME 8.22
1981	Carl Lewis USA 8.15	Gary Honey OCE 8.11	Shamil Abbyasov URS 7.95
1985	Mike Conley USA 8.20	Robert Emmiyan URS 8.09	László Szalma EUR 8.09
1989	Larry Myricks USA 8.29	Yusuf Alli AFR 8.00	Stewart Faulkner GBR 7.84
1992	Iván Pedroso AME 7.97	Gordon McKee USA 7.89	Chen Zunrong ASI 7.84
1994	Fred Salle GBR 8.10	Douglas de Souza AME 7.96	Dion Bentley USA 7.93
1998	Iván Pedroso AME 8.37	Jai Taurima OCE 8.32	Hassine Moursal AFR 8.26
2002	Savanté Stringfellow USA 8.21	Iván Pedroso AME 8.19	Yago Lamela ESP 8.11
2006	Irving Saladino AME 8.26	Andrew Howe EUR 8.12	Mohamed Salman Al-Khuwaidi ASI 8.11

Triple Jump

1977	João de Oliveira AME 16.68	Anatoliy Piskulin URS 16.61	Klaus Hufnagel GDR 16.43
1979	João de Oliveira AME 17.02w	Gennadiy Valyukevich URS 16.94	Ian Campbell OCE 16.76
1981	João de Oliveira AME 17.37	Zou Zhenxian ASI 17.34	Willie Banks USA 17.04
1985	Willie Banks USA 17.58	Oleg Protsenko URS 17.47	Khristo Markov EUR 17.13
1989	Mike Conley USA 17.49	Vladimir Inozemtsev URS 17.31	Jonathan Edwards GBR 17.28
1992	Jonathan Edwards GBR 17.34	Frank Rutherford AME 17.06	Toussaint Rabenala AFR 17.03
1994	Yoelbi Quesada AME 17.61	Julian Golley GBR 17.06	Oleg Sakirkin ASI 16.81
1998	Charles Friedek GER 17.42	Denis Kapustin EUR 17.32	Yoelbi Quesada AME 17.25
2002	Jonathan Edwards GBR 17.34	Walter Davis USA 17.23w	Christian Olsson EUR 17.05
2006	Walter Davis USA 17.54	Jadel Gregório AME 17.41	Marian Oprea EUR 17.05

Shot Put

1977	Udo Beyer GDR 21.74	Reijo Ståhlberg EUR 20.46	Ralf Reichenbach FRG 19.97
1979	Udo Beyer GDR 20.45	Reijo Ståhlberg EUR 20.05	Aleksandr Baryshnikov URS 20.00
1981	Udo Beyer GDR 21.40	Yevgeniy Mironov URS 20.34	Dave Laut USA 19.90
1985	Ulf Timmermann GDR 22.00	Sergey Smirnov URS 21.72	Alessandro Andrei EUR 21.14
1989	Ulf Timmermann GDR 21.68	Werner Günthör EUR 21.40	Randy Barnes USA 21.10
1992	Mike Stulce USA 21.34	Sergey Nikolayev EUN 20.14	Werner Günthör EUR 19.75
1994	C. J. Hunter USA 19.92	Aleksandr Klymenko EUR 19.16	Courtney Ireland OCE 18.93
1998	John Godina USA 21.48	Aleksandr Bagach EUR 20.45	Oliver-Sven Buder GER 20.42
2002	Adam Nelson USA 20.80	Justin Anlezark OCE 20.77	Ralf Bartels GER 20.67
2006	Ralf Bartels EUR 20.67	Reese Hoffa USA 20.60	Pavel Sofin RUS 20.45

Discus Throw

1977	Wolfgang Schmidt GDR 67.14	Mac Wilkins USA 66.64	Hein-Direck Neu FRG 62.64
1979	Wolfgang Schmidt GDR 66.02	Mac Wilkins USA 64.92	Luís Mariano Delis AME 63.50
1981	Armin Lemme GDR 66.38	Luís Mariano Delis AME 66.26	Imrich Bugár EUR 64.38
1985	Georgiy Kolnootchenko URS 69.08	Jürgen Schult GDR 68.30	Luís Mariano Delis AME 67.60
1989	Jürgen Schult GDR 67.12	Luís Mariano Delis AME 66.72	Rolf Danneberg EUR 65.30
1992	Tony Washington USA 64.86	Roberto Moya AME 63.66	Yu Wenge ASI 63.06
1994	Vladimir Dubrovshchik EUR 64.54	Alexis Elizalde AME 61.50	Adewale Olukoju AFR 60.22
1998	Virgilijus Alekna EUR 69.66	Lars Riedel GER 67.47	Frantz Kruger AFR 65.73
2002	Róbert Fazekas EUR 71.25	Frantz Kruger AFR 66.78	Mario Pestano ESP 64.64
2006	Virgilijus Alekna EUR 67.19	Ehsan Hadadi ASI 62.60	Ian Waltz USA 62.12

Hammer Throw

1977	Karl-Hans Riehm FRG 75.64	Jochen Sachse GDR 75.40	Peter Farmer OCE 73.92
1979	Sergey Litvinov URS 78.70	Karl-Hans Riehm EUR 75.88	Roland Steuk GDR 74.82
1981	Yuriy Sedykh URS 77.42	Karl-Hans Riehm EUR 75.60	GianPaolo Orlando ITA 71.92

YEAR	FIRST			SECOND			THIRD		
1985	Jüri Tamm	URS	82.12	Günther Rodehau	GDR	78.44	Jud Logan	USA	76.88
1989	Heinz Weis	EUR	77.68	Lance Deal	USA	76.38	Ralf Haber	GDR	76.28
1992	Tibor Gécsek	EUR	80.44	Igor Nikulin	EUN	78.28	Lance Deal	USA	77.08
1994	Andrey Abduvaliyev	ASI	81.72	Lance Deal	USA	81.14	Heinz Weis	GER	80.32
1998	Tibor Gécsek	EUR	82.68	Heinz Weis	GER	80.13	Andrey Abduvaliyev	ASI	79.40
2002	Adrián Annus	EUR	80.93	Koji Murofushi	ASI	80.08	Karsten Kobs	GER	78.44
2006	Koji Murofushi	ASI	82.01	Ivan Tikhon	EUR	80.00	Ilya Kononov	RUS	77.14

Javelin Throw

1977	Michael Wessing	FRG	87.46	Wolfgang Hanisch	GDR	84.28	Miklós Németh	EUR	80.82
1979	Wolfgang Hanisch	GDR	86.48	Mike O'Rourke	OCE	85.80	Antonio González	AME	83.44
1981	Dainis Kula	URS	89.74	Detlef Michel	GDR	89.38	Pentti Sinersaari	EUR	83.26
1985	Uwe Hohn	GDR	96.96	Heino Puuste	URS	87.40	Tom Petranoff	USA	87.34
1989	Steve Backley	GBR	85.90	Kazuhiro Mizoguchi	ASI	82.56	Volker Hadwich	GDR	80.30
1992	Jan Zelezny	EUR	88.26	Tom Petranoff	AFR	79.90	Vladimir Sasimovich	EUN	78.40
1994	Steve Backley	GBR	85.02	Raymond Hecht	GER	84.36	Gavin Lovegrove	OCE	82.28
1998	Steve Backley	GBR	88.71	Sergey Makarov	EUR	86.96	Raymond Hecht	GER	84.92
2002	Sergey Makarov	EUR	86.44	Boris Henry	GER	81.60	Emeterio González	AME	79.77
2006	Andreas Thorkildsen	EUR	87.17	Hardus Pienaar	AFR	83.62	Aleksandr Ivanov	RUS	81.87

4 x 100 Metres Relay

1977	United States	38.03	GDR	38.57	Americas	38.56
1979	Americas	38.70	United States	38.77	Europe	38.85
1981	Europe	38.73	GDR	38.79	United States	38.85
1985	United States	38.10	Americas	38.31	USSR	38.35
1989	United States	38.29	Great Britain & NI	38.34	Europe	38.47
1992	United States	38.48	Americas	38.51	Africa	39.08
1994	Great Britain & NI	38.46	Africa	38.97	United States	39.33
1998	Great Britain & NI	38.09	United States	38.25	Africa	38.29
2002	United States	37.95	Americas	38.32	Africa	38.63
2006	United States	37.59	Europe	38.45	Asia	38.51

4 x 400 Metres Relay

1977	FRG	3:01.34	Europe	3:02.47	Americas	3:02.66
1979	United States	3:00.70	Europe	3:00.80	Africa	3:01.22
1981	United States	2:59.12	Europe	3:01.47	Americas	3:02.01
1985	United States	3:00.71	GDR	3:00.82	Oceania	3:01.35
1989	Americas	3:00.65	United States	3:00.99	Africa	3:01.88
1992	Africa	3:02.14	Americas	3:02.95	Great Britain & NI	3:03.95
1994	Great Britain & NI	3:01.34	Africa	3:02.66	Europe	3:03.26
1998	Great Britain & NI	2:59.71	Americas	2:59.77	Africa	3:01.08
2002	Americas	2:59.19	Africa	3:01.69	Asia	3:03.02
2006	United States	3:00.11	Americas	3:00.14	Africa	3:00.88

WOMEN**Teams**

1977	Europe	109	GDR	93	USSR	90
1979	GDR	106	USSR	98	Europe	88
1981	GDR	120.5	Europe	110	USSR	98
1985	GDR	121	USSR	105.5	Europe	86
1983	GDR	124	USSR	106	Americas	94
1992	Unified Team	102	Europe	94	Americas	79
1994	Europe	111	Americas	98	Germany	79
1998	United States	96	Europe	94	Africa	88
2002	Russia	129	Europe	126	Americas	111
2006	Russia	137	Europe	128	Americas	117

100 Metres

1977	Marlies Oelsner	GDR	11.16	Sonia Lannaman	EUR	11.26	Silvia Chivas	AME	11.34	0.0
1979	Evelyn Ashford	USA	11.06	Marlies Göhr	GDR	11.17	Annegret Richter	EUR	11.36	-0.9
1981	Evelyn Ashford	USA	11.02	Kathy Smallwood	EUR	11.10	Marlies Göhr	GDR	11.13	0.1
1985	Marlies Göhr	GDR	11.10	Grace Jackson	AME	11.30	-	-	-	-0.6
				Marina Zhirova	URS	11.30				
1989	Sheila Echols	USA	11.18	Mary Onyali	AFR	11.23	Silke Möller	GDR	11.24	1.2
1992	Natalya Voronova	EUN	11.33	Liliana Allen	AME	11.34	Tian Yumei	ASI	11.44	1.1
1994	Irina Privalova	EUR	11.32	Liliana Allen	AME	11.50	Mary Onyali	AFR	11.52	-1.7
1998	Marion Jones	USA	10.65	Chandra Sturup	AME	10.97	Mary Onyali	AFR	11.05	1.1
2002	Tayna Lawrence	AME	11.06	Susanthika Jayasinghe	ASI	11.20	Endurance Ojokolo	AFR	11.26	-0.3
2006	Sherone Simpson	AME	10.97	Torri Edwards	USA	11.19	Vida Anim	AFR	11.21	0.1

YEAR	FIRST			SECOND			THIRD			
200 Metres										
1977	Irena Szewinska	EUR	22.72	Bärbel Eckert	GDR	23.02	Tatyana Prorochenko	URS	23.26	-0.7
1979	Evelyn Ashford	USA	21.83	Marita Koch	GDR	22.02	Lyudmila Kondratyeva	URS	22.66	-0.2
1981	Evelyn Ashford	USA	22.18	Jarmila Kratochvílová	EUR	22.31	Bärbel Wöckel	GDR	22.41	0.7
1985	Marita Koch	GDR	21.90	Grace Jackson	AME	22.61	Marina Zhirova	URS	22.66	-0.7
1989	Silke Möller	GDR	22.46	Mary Onyali	AFR	22.82	Grace Jackson	AME	22.87	0.2
1992	Marie-José Pérec	EUR	23.07	Natalya Voronova	EUN	23.24	Chen Zhaojing	ASI	23.27	-0.3
1994	Merlene Ottey	AME	22.23	Irina Privalova	EUR	22.51	Cathy Freeman	OCE	22.72	-1.7
1998	Marion Jones	USA	21.62	Falilat Ogunkoya	AFR	22.25	Zhanna Pintusevich	EUR	22.35	-0.6
2002	Debbie Ferguson	AME	22.49	Muriel Hurtis	EUR	22.78	Myriam Mani	AFR	22.81	-0.8
2006	Sanya Richards	USA	22.23	Kim Gevaert	EUR	22.72	Vida Anim	AFR	22.81	-0.2
400 Metres										
1977	Irena Szewinska	EUR	49.52	Marita Koch	GDR	49.76	Marina Sidorova	URS	51.29	
1979	Marita Koch	GDR	48.97	Mariya Pinigina	URS	50.60	Irena Szewinska	EUR	51.15	
1981	Jarmila Kratochvílová	EUR	48.61	Marita Koch	GDR	49.27	Jackie Pusey	AME	51.48	
1985	Marita Koch	GDR	47.60	Olga Vladykina	URS	48.27	Lillie Leatherwood	USA	50.43	
1989	Ana Fidelia Quirot	AME	50.60	Grit Breuer	GDR	50.67	Falilat Ogunkoya	AFR	51.67	
1992	Jearl Miles	USA	50.64	Charmaine Crooks	AME	51.54	Lyudmila Dzhigalova	EUN	52.47	
1994	Irina Privalova	EUR	50.62	Fatima Yusuf	AFR	50.80	Jearl Miles	USA	51.24	
1998	Falilat Ogunkoya	AFR	49.52	Grit Breuer	GER	49.86	Sandie Richards	AME	50.33	
2002	Ana Guevara	AME	49.56	Jearl Miles-Clark	USA	50.27	Olesya Zykina	RUS	50.67	
2006	Sanya Richards	USA	48.70	Vanya Stambolova	EUR	50.09	Novlene Williams	AME	50.24	
800 Metres										
1977	Totka Petrova	EUR	1:59.20	Christine Liebetrau	GDR	1:59.47	Svetlana Styrkina	URS	1:59.72	
1979	Nikolina Shtereva	EUR	2:00.52	Nadezhda Mushta	URS	2:01.09	Anita Weiss	GDR	2:01.33	
1981	Lyudmila Veselkova	URS	1:57.48	Martina Steuk	GDR	1:58.31	Jolanta Januchta	EUR	1:58.32	
1985	Christine Wachtel	GDR	2:01.57	Jarmila Kratochvílová	EUR	2:01.99	Nadezhda Olizarenko	URS	2:02.17	
1989	Ana Fidelia Quirot	AME	1:54.44	Sigrun Wodars	GDR	1:55.70	Doina Melinte	EUR	1:56.55	
1992	Maria Mutola	AFR	2:00.47	Joetta Clark	USA	2:01.60	Yelena Afanasyeva	EUN	2:02.19	
1994	Maria Mutola	AFR	1:58.27	Luciana Mendes	AME	2:00.13	Natalya Dukhnova	EUR	2:02.81	
1998	Maria Mutola	AFR	1:59.88	Yelena Afanasyeva	RUS	2:00.20	Letitia Vriesde	AME	2:00.56	
2002	Maria Mutola	AFR	1:58.60	Maite Martínez	ESP	1:59.24	Jolanda Ceplak	EUR	1:59.42	
2006	Zulia Calatayú	AME	2:00.06	Janeth Jekposgei	AFR	2:00.09	Olga Kotlyarova	RUS	2:00.84	
1500 Metres										
1977	Tatyana Kazankina	URS	4:12.74	Francie Larrieu	USA	4:13.0	Ulrike Bruns	GDR	4:13.1	
1979	Christiane Wartenburg	GDR	4:06.88	Giana Romanova	URS	4:08.73	Francie Larrieu	USA	4:09.16	
1981	Tamara Sorokina	URS	4:03.33	Gabriella Dorio	ITA	4:03.75	Ulrike Bruns	GDR	4:04.67	
1985	Hildegard Körner	GDR	4:10.86	Ravilya Agletdinova	URS	4:11.21	Doina Melinte	EUR	4:19.66	
1989	Paula Ivan	EUR	4:18.60	Yekaterina Podkopayeva	URS	4:19.44	Yvonne Mai	GDR	4:20.30	
1992	Yekaterina Podkopayeva	EUN	4:17.60	Malgorzata Ryzd	EUR	4:18.16	Alisa Hill	USA	4:18.41	
1994	Hassiba Boulmerka	AFR	4:01.05	Angela Chalmers	AME	4:01.73	Kelly Holmes	GBR	4:10.81	
1998	Svetlana Masterkova	RUS	4:09.41	Jackline Maranga	AFR	4:10.30	Carla Sacramento	EUR	4:11.66	
2002	Süreyya Ayhan	EUR	4:02.57	Tatyana Tomashova	RUS	4:09.74	Kathleen Friedrich	GER	4:10.20	
2006	Maryam Jamal	ASI	4:00.84	Tatyana Tomashova	RUS	4:02.45	Sarah Jamieson	OCE	4:02.82	
3000 Metres										
1977	Grete Waitz	EUR	8:43.50	Lyudmila Bragina	URS	8:46.3	Jan Merrill	USA	8:46.6	
1979	Svetlana Ulmasova	URS	8:36.32	Grete Waitz	EUR	8:38.59	Francie Larrieu	USA	8:53.02	
1981	Angelika Zauber	GDR	8:54.89	Maricica Puica	EUR	8:55.80	Silvana Cruciată	ITA	8:57.10	
1985	Ulrike Bruns	GDR	9:14.65	Tatyana Pozdnyakova	URS	9:15.65	Cindy Bremser	USA	9:21.15	
1989	Yvonne Murray	EUR	8:44.32	Tatyana Pozdnyakova	URS	8:49.42	PattiSue Plumer	USA	8:54.33	
1992	Derartu Tulu	AFR	9:05.89	Vera Chuvashova	EUN	9:08.30	Margareta Keszeg	EUR	9:09.03	
1994	Yvonne Murray	GBR	8:56.81	Robyn Meagher	AME	9:05.81	Gabriela Szabo	EUR	9:15.16	
1998	Gabriela Szabo	EUR	9:00.54	Zahra Ouaziz	AFR	9:01.35	Regina Jacobs	USA	9:11.15	
2002	Berhane Adere	AFR	8:50.88	Gabriela Szabo	EUR	8:50.89	Yelena Zadorozhnaya	RUS	8:50.93	
2006	Tirunesh Dibaba	AFR	8:33.78	Lidia Chojecka	POL	8:39.69	Kara Goucher	USA	8:41.42	
5000 Metres (From 1998)										
1998	Sonia O'Sullivan	EUR	16:24.52	Regina Jacobs	USA	16:26.24	Berhane Adere	AFR	16:38.81	
2002	Olga Yegorova	RUS	15:18.15	Marta Domínguez	ESP	15:19.73	Jo Pavey	EUR	15:20.10	
2006	Meseret Defar	AFR	14:39.11	Liliya Shobukhova	RUS	15:05.33	Kayoko Fukushi	ASI	15:06.69	
3000 Metres Steeplechase (From 2006)										
2006	Alesya Turova	EUR	9:29.10	Cheruto Kiptum	AFR	9:31.44	Wioletta Janowska	POL	9:35.08	

10,000 Metres (Replaced with 5000m from 1998)

1985	Aurora Cunha	EUR	32:07.50	Mary Knisely	USA	32:19.93	Olga Bondarenko	URS	32:27.70
1989	Kathrin Ullrich	GDR	31:33.92	Ingrid Kristiansen	EUR	31:42.01	Natalya Sorokivskaya	URS	32:15.53
1992	Derartu Tulu	AFR	33:38.97	Christine Toonstra	EUR	33:46.19	Zhong Huandi	ASI	33:53.09
1994	Elana Meyer	AFR	30:52.51	Fernanda Ribeiro	EUR	31:04.25	Wei Li	ASI	32:37.94

100 Metres Hurdles

1977	Grazyna Rabsztyń	EUR	12.70	Johanna Klier	GDR	12.86	Lyubov Nikitenko	URS	12.87	0.0
1979	Grazyna Rabsztyń	EUR	12.67	Tatyana Anisimova	URS	12.75	Kerstin Knabe	GDR	13.03	-0.1
1981	Tatyana Anisimova	URS	12.85	Kerstin Knabe	GDR	12.91	Lucyna Langer	EUR	12.97	0.1
1985	Cornelia Oschkenat	GDR	12.72	Ginka Zagorcheva	EUR	12.72	Svetlana Gusarova	URS	13.01	-1.8
1989	Cornelia Oschkenat	GDR	12.60	Lyudmila Narozhilenko	URS	12.80	Lynda Tolbert	USA	12.86	0.4
1992	Aliuska López	AME	13.06	Anne Piquereau	EUR	13.13	Gabriele Roth	GER	13.34	-0.8
1994	Aliuska López	AME	12.91	Svetla Dimitrova	EUR	12.95	Jacqui Agyepong	GBR	13.02	-0.9
1998	Glory Alozie	AFR	12.58w	Angie Vaughan	USA	12.67	Irina Korotya	RUS	12.77	2.7
2002	Gail Devers	USA	12.65	Brigitte Foster	AME	12.82	Glory Alozie	ESP	12.95	-0.8
2006	Brigitte Foster-Hylton	JAM	12.67	Susanna Kallur	EUR	12.77	Ginnie Powell	USA	12.90	-0.6

400 Metres Hurdles

1979	Bärbel Klepp	GDR	55.83	Marina Makeyeva	URS	56.02	Deborah Esser	USA	56.75
1981	Ellen Fiedler	GDR	54.82	Genowefa Blaszk	EUR	56.20	Anna Kastetskaya	URS	56.37
1985	Sabine Busch	GDR	54.44	Judi Brown King	USA	55.10	Debbie Flintoff-King	OCE	55.34
1989	Sandra Farmer-Patrick	USA	53.84	Tatyana Ledovskaya	URS	54.68	Sally Gunnell	EUR	55.25
1992	Sandra Farmer-Patrick	USA	55.38	Gowry Retchakan	EUR	55.66	Margarita Ponomaryova	EUN	56.46
1994	Sally Gunnell	GBR	54.80	Silvia Rieger	GER	56.14	Anna Knoroz	EUR	56.63
1998	Nezha Bidouane	AFR	52.96	Deon Hemmings	AME	53.03	Kim Batten	USA	53.17
2002	Yuliya Pechonkina	RUS	53.74	Sandra Glover	USA	54.46	Jana Pittman	OCE	55.15
2006	Yuliya Nosova	RUS	53.88	Lashinda Demus	USA	54.06	Anna Jesien	POL	54.48

High Jump

1977	Rosemarie Ackermann	GDR	1.98	Sara Simeoni	EUR	1.92	Debbie Brill	AME	1.89
1979	Debbie Brill	AME	1.96	Sara Simeoni	EUR	1.94	Nina Serbina	URS	1.90
1981	Ulrike Meyfarth	EUR	1.96	Tamara Bykova	URS	1.96	Pam Spencer	USA	1.92
1985	Stefka Kostadinova	EUR	2.00	Tamara Bykova	URS	1.97	Susanne Helm	GDR	1.97
1989	Silvia Costa	AME	2.04	Tamara Bykova	URS	1.97	Alina Astafei	EUR	1.94
							Heike Balck	GDR	1.94
1992	Ioamnet Quintero	AME	1.94	Alina Astafei	EUR	1.91	Lucienne N'da	AFR	1.88
1994	Britta Bilac	EUR	1.91	Charmaine Weavers	AFR	1.91	Silvia Costa	AME	1.91
1998	Monica Dinescu	EUR	1.98	Hestrie Storbeck	AFR	1.96	Tisha Waller	USA	1.93
2002	Hestrie Cloete	AFR	2.02	Kajsa Bergqvist	EUR	2.02	Marina Kuptsova	RUS	2.00
2006	Yelena Slesarenko	RUS	1.97	Tia Hellebaut	EUR	1.97	Amy Acuff	USA	1.94
							Marina Aitova	ASI	1.94

Pole Vault (From 2002)

2002	Annika Becker	GER	4.55	Svetlana Feofanova	RUS	4.40	Dana Cervantés	ESP	4.30
2006	Yelena Isinbayeva	RUS	4.60	Fabiana Murer	AME	4.55	Gao Shuying	ASI	4.50

Long Jump

1977	Lynette Jacenko	OCE	6.54	Jarmila Nygrynová	EUR	6.48	Tatyana Skachko	URS	6.48
1979	Anita Stukané	URS	6.64	Brigitte Wujak	GDR	6.55	Kathy McMillan	USA	6.31
1981	Sigrid Ulbricht	GDR	6.80	Jodi Anderson	USA	6.61	Anna Wlodarczyk	EUR	6.59
1985	Heike Drechsler	GDR	7.27	Galina Chistyakova	URS	7.00	Carol Lewis	USA	6.88
1989	Galina Chistyakova	URS	7.10	Marieta ilcu	EUR	6.71	Nicole Boegman	OCE	6.64
1992	Heike Drechsler	GER	7.16	Yelena Sinchukova	EUN	6.85	Ljudmila Ninova	EUR	6.59
1994	Inessa Kravets	EUR	7.00	Niurka Montalvo	AME	6.70	Christy Opara-Thompson	AFR	6.66
1998	Heike Drechsler	GER	7.07	Marion Jones	USA	7.00	Guan Yingnan	ASI	6.74
2002	Tatyana Kotova	RUS	6.85	Maurren Higa Maggi	AME	6.81	Conchi Montaner	ESP	6.68
2006	Lyudmila Kolchanova	RUS	6.78	Naide Gomes	EUR	6.68	Hrisopiýí Devetzí	EUR	6.64

Triple Jump

1992	Li Huirong	ASI	13.88	Galina Chistyakova	EUN	13.67	Eloina Echevarría	AME	13.45
1994	Anna Biryukova	EUR	14.46	Sheila Hudson-Strudwick	USA	14.00	Ren Ruiping	ASI	13.84
1998	Olga Vasdhéki	EUR	14.64	Tatyana Lebedeva	RUS	14.36	Yamilé Aldama	AME	14.29
2002	Françoise Mbango	AFR	14.37	Ashia Hansen	GBR	14.32	Carlota Castrejana	ESP	14.13
2006	Tatyana Lebedeva	RUS	15.13	Hrisopiýí Devetzí	EUR	15.04	Yamilé Aldama	AFR	14.78

Shot Put

1977	Ilona Slupianek	GDR	20.93	Svetlana Krachevskaya	URS	20.39	Maren Seidler	USA	15.50
1979	Ilona Slupianek	GDR	20.98	Helena Fibingerová	EUR	19.74	Svetlana Krachevskaya	URS	19.70
1981	Ilona Slupianek	GDR	20.60	Helena Fibingerová	EUR	19.92	María Sarriá	AME	19.21
1985	Natalya Lisovskaya	URS	20.69	Heike Hartwig	GDR	19.98	Helena Fibingerová	EUR	19.17

YEAR	GOLD			SILVER			BRONZE		
1989	Huang Zhihong	ASI	20.73	Heike Hartwig	GDR	20.62	Claudia Losch	EUR	20.10
1992	Belsis Laza	AME	19.19	Marina Antonyuk	EUN	17.98	Kathrin Neimke	GER	17.97
1994	Huang Zhihong	ASI	19.45	Belsis Laza	AME	19.07	Astrid Kumbernuss	GER	18.89
1998	Vita Pavlysh	EUR	20.59	Irina Korzhanenko	RUS	19.04	Connie Price-Smith	USA	18.79
2002	Irina Korzhanenko	RUS	20.20	Yumileidi Cumbá	AME	19.14	Astrid Kumbernuss	GER	19.11
2006	Valerie Vili	OCE	19.87	Olga Ryabinkina	RUS	19.54	Yumileidi Cumbá	AME	19.12

Discus Throw

1977	Faina Melnyk	URS	68.10	Argentina Menis	EUR	63.38	Sabine Engel	GDR	63.12
1979	Evelin Jahl	GDR	65.18	Svetlana Melnikova	URS	65.14	María Betancourt	AME	62.84
1981	Evelin Jahl	GDR	66.70	Mariya Petkova	EUR	66.30	Galina Savinkova	URS	63.96
1985	Martina Opitz	GDR	69.78	Galina Savinkova	URS	67.30	Maritza Martén	AME	66.54
1989	Ilke Wyludda	GDR	71.54	Hou Xuemei	ASI	66.04	Maritza Martén	AME	65.40
1992	Maritza Martén	AME	69.30	Ilka Wyludda	GER	67.90	Min Chunfeng	ASI	63.38
1994	Ilke Wyludda	GER	65.30	Ellina Zvereva	EUR	63.86	Daniela Costian	OCE	63.38
1998	Franka Dietzsch	GER	67.07	Nicoleta Grasu	EUR	66.25	Natalya Sadova	RUS	64.38
2002	Beatrice Faumuina	OCE	62.47	Ekateríni Vóggoli	EUR	61.77	Natalya Sadova	RUS	61.30
2006	Franka Dietzsch	EUR	66.07	Aretha Thurmond	USA	61.83	Song Aimin	ASI	61.47

Hammer Throw (From 2002)

2002	Gu Yuan	ASI	70.75	Yipsi Moreno	AME	69.65	Olga Kuzenkova	RUS	66.98
2006	Kamila Skolimowska	POL	75.29	Tatyana Lysenko	RUS	74.44	Yipsi Moreno	AME	73.99

Javelin Throw

1977	Ruth Fuchs	GDR	62.36	Nadezhda Yakubovich	URS	62.02	Tessa Sanderson	EUR	60.30
1979	Ruth Fuchs	GDR	66.10	Eva Raduly-Zörgö	EUR	65.82	M ^a Caridad Colón	AME	63.50
1981	Antoaneta Todorova	EUR	70.08	Petra Felke	GDR	66.60	Karin Smith	USA	63.04
1985	Olga Gavrilova	URS	66.80	Petra Felke	GDR	66.22	Fatima Whitbread	EUR	65.12
1989	Petra Felke	GDR	70.32	Li Zhang	ASI	61.50	Laverne Eve	AME	60.32
1992	Tessa Sanderson	EUR	61.86	Irina Kostyuchenkova	EUN	58.10	Dulce García	AME	58.08
1994	Trine Hattestad	EUR	66.48	Isel López	AME	61.40	Karen Forkel	GER	61.26
1998	Joanna Stone	OCE	69.85	Sonia Bisset	AME	65.50	Mikaela Ingberg	EUR	64.24
2002	Osleidys Menéndez	AME	64.41	Tatyana Shikolenko	RUS	60.11	Mikaela Ingberg	EUR	60.08
2006	Steffi Nerius	EUR	63.37	Sonia Bisset	AME	61.74	Justine Robbeson	AFR	61.38

4 x 100 Metres Relay

1977	Europe	42.51	GDR	42.65	USSR	42.91
1979	Europe	42.19	GDR	42.32	USSR	42.52
1981	GDR	42.22	United States	42.82	USSR	43.01
1985	GDR	41.37	USSR	42.54	Europe	43.38
1989	GDR	42.21	USSR	42.76	United States	42.83
1992	Asia	43.63	Europe	44.02	Africa	44.21
1994	Africa	42.92	Germany	43.22	Oceania	43.36
1998	United States	42.00	Americas	42.44	Germany	42.81
2002	Americas	41.91	Africa	42.99	Europe	43.30
2006	Americas	42.26	Russia	42.36	Africa	43.61

4 x 400 Metres Relay

1977	GDR	3:24.04	Europe	3:25.8	USSR	3:27.0
1979	GDR	3:20.37	USSR	3:23.04	United States	3:27.36
1981	GDR	3:20.62	Europe	3:23.03	Americas	3:26.42
1985	GDR	3:19.49	USSR	3:20.60	Europe	3:28.47
1989	Americas	3:23.05	GDR	3:23.97	USSR	3:26.15
1992	Americas	3:29.73	Unified Team	3:30.43	Africa	3:31.90
1994	Great Britain & NI	3:27.36	Germany	3:27.59	Americas	3:27.91
1998	Germany	3:24.26	Americas	3:24.39	Russia	3:25.15
2002	Americas	3:23.53	Russia	3:26.59	Africa	3:26.84
2006	Americas	3:19.84	United States	3:20.69	Russia	3:21.21

IAAF WORLD ATHLETICS FINAL

Venues - 2003: Monaco (13/14 Sep), Hammer Throw at Szombathley (7 Sep); 2004: Monaco (18/19 Sep), Hammer Throw at Szombathley (5 Sep); 2005: Monaco (18/19 Sep), Hammer Throw at Szombathley (3 Sep); 2006: Stuttgart (9/10 Sep); 2007: Stuttgart (22/23 Sep); 2008: Stuttgart (20/21 Sep); 2009: Thessaloniki (12/13 Sep); 2010: Rabat (11/12 Sep)

MEN**100 Metres**

2003	Bernard Williams	USA	10.04	John Capel	USA	10.05	Uchenna Emedolu	NGR	10.08	1.9
2004	Asafa Powell	JAM	9.98	Francis Obikwelu	POR	10.10	Aziz Zakari	GHA	10.15	-1.6

YEAR	GOLD			SILVER			BRONZE			
2005	Marc Burns	TRI	10.00	Aziz Zakari	GHA	10.01	Dwight Thomas	JAM	10.01	-0.6
2006	Asafa Powell	JAM	9.89	Leonard Scott	USA	9.91	Tyson Gay	USA	9.92	0.9
2007	Asafa Powell	JAM	9.83	Jaysuma Saidy Ndure	NOR	10.06	Michael Frater	JAM	10.11	-0.3
2008	Asafa Powell	JAM	9.87	Nesta Carter	JAM	10.07	Michael Frater	JAM	10.10	0.4
200 Metres										
2003	Joshua J. Johnson	USA	20.35	Shawn Crawford	USA	20.37	Stéphane Buckland	MRI	20.44	0.1
2004	Asafa Powell	JAM	20.06	Frankie Fredericks	NAM	20.31	Stéphan Buckland	MRI	20.41	0.7
2005	Tyson Gay	USA	19.96	Chris Williams	JAM	20.19	Wallace Spearmon	USA	20.21	-1.5
2006	Tyson Gay	USA	19.68	Wallace Spearmon	USA	19.88	Usain Bolt	JAM	20.10	-0.1
2007	Jaysuma Saidy Ndure	NOR	19.89	Wallace Spearmon	USA	20.18	Rodney Martin	USA	20.27	1.3
2008	Stéphane Buckland	MRI	20.57	Paul Hession	IRL	20.58	Brendan Christian	ANT	20.61	-0.1
400 Metres										
2003	Michael Blackwood	JAM	45.25	Alleyne Francique	GRN	45.25	Eric Milazar	MRI	45.67	
2004	Michael Blackwood	JAM	44.95	Derrick Brew	USA	44.97	Otis Harris	USA	45.06	
2005	Tyree Washington	USA	44.51	Tim Benjamin	GBR	44.56	Chris Brown	BAH	44.68	
2006	Jeremy Wariner	USA	44.02	Gary Kikaya	COD	44.10	Lashawn Merritt	USA	44.14	
2007	LaShawn Merritt	USA	44.58	Tyler Christopher	CAN	44.87	Angelo Taylor	USA	44.92	
2008	LaShawn Merritt	USA	44.50	Jeremy Wariner	USA	44.51	Chris Brown	BAH	45.36	
800 Metres										
2003	Wilfred Bungei	KEN	1:45.97	Joseph Mutua	KEN	1:46.13	André Bucher	SUI	1:46.28	
2004	Youssef Saad Kamel	BRN	1:45.91	Joseph Mutua	KEN	1:46.13	Bram Som	NED	1:46.33	
2005	Wilfred Bungei	KEN	1:47.05	Youssef Saad Kamel	BRN	1:47.13	Yuriy Borzakovskiy	RUS	1:47.18	
2006	Mbulaeni Mulaudzi	RSA	1:46.99	Bram Som	NED	1:47.10	Wilfred Bungei	KEN	1:47.22	
2007	Yusuf Saad Kamel	BRN	1:45.61	Mbulaeni Mulaudzi	RSA	1:45.67	Belal Mansoor Ali	BRN	1:45.93	
2008	Alfred Kirwa Yego	KEN	1:49.05	Abraham Chepkirwok	UGA	1:49.22	Youssef Saad Kamel	BRN	1:49.40	
1500 Metres										
2003	Paul Korir	KEN	3:40.09	Alex Kipchirchir	KEN	3:40.21	Ivan Heshko	UKR	3:40.72	
2004	Ivan Heshko	UKR	3:44.92	Alex Kipchirchir	KEN	3:44.95	Laban Rotich	KEN	3:45.38	
2005	Ivan Heshko	UKR	3:33.50	Bernard Lagat	USA	3:33.55	Alex Kipchirchir	KEN	3:33.71	
2006	Alex Kipchirchir	KEN	3:32.76	Bernard Lagat	USA	3:32.93	Augustine Choge	KEN	3:33.37	
2007	Daniel Kipchirchir Komen	KEN	3:37.96	Mehdi Baala	FRA	3:38.35	Suleiman Simotwo	KEN	3:38.36	
2008	Haron Keitany	KEN	3:37.92	Asbel Kiprop	KEN	3:37.93	Nick Willis	NZL	3:38.22	
3000 Metres										
2003	Kenenisa Bekele	ETH	7:36.98	John Kibowen	KEN	7:38.21	Abraham Chebii	KEN	7:39.28	
2004	Eliud Kipchoge	KEN	7:38.67	James Kwalia	KEN	7:39.40	Mulugeta Wondimu	ETH	7:39.60	
2005	Bernard Lagat	USA	7:38.00	Eliud Kipchoge	KEN	7:38.95	Augustine Choge	KEN	7:39.99	
2006	Tariku Bekele	ETH	7:38.98	Edwin Soi	KEN	7:39.25	Isaac Songok	KEN	7:39.50	
2007	Edwin Soi	KEN	7:48.81	Joseph Ebuya	KEN	7:49.70	Mohammed Farah	GBR	7:49.89	
2008	Bernard Lagat	USA	8:02.97	Edwin Soi	KEN	8:03.55	Matt Tegenkamp	USA	8:03.56	
5000 Metres										
2003	Eliud Kipchoge	KEN	13:23.34	Richard Limo	KEN	13:23.95	Gebre-egziabher Gebremariam	ETH	13:24.13	
2004	Sileshi Sihine	ETH	13:06.95	Berhanu Dejene	ETH	13:07.91	Augustine Choge	KEN	13:09.00	
2005	Sileshi Sihine	ETH	13:39.40	Boniface Kiprop	UGA	13:40.03	Isaac Songok	KEN	13:40.24	
2006	Kenenisa Bekele	ETH	13:48.62	Edwin Soi	KEN	13:49.45	Abreham Cherkos	ETH	13:49.66	
2007	Edwin Soi	KEN	13:38.16	Micah Kogo	KEN	13:39.91	Moses Masai	KEN	13:39.96	
2008	Edwin Soi	KEN	13:22.81	Moses Kipsiro	UGA	13:23.02	Micah Kogo	KEN	13:23.37	
3000 Metres Steeplechase										
2003	Saif Saaeed Shaheen	QAT	7:57.38	Paul Kipsiele Koech	KEN	7:57.42	Ezekiel Kemboi	KEN	8:11.79	
2004	Saif Saaeed Shaheen	QAT	7:56.94	Ezekiel Kemboi	KEN	8:02.98	Paul Kipsiele Koech	KEN	8:03.21	
2005	Paul Kipsiele Koech	KEN	8:07.91	Ezekiel Kemboi	KEN	8:09.04	Brimin Kipruto	KEN	8:09.20	
2006	Paul Kipsiele Koech	KEN	8:01.37	Richard Matelong	KEN	8:08.62	Bouabdallah Tahri	FRA	8:10.86	
2007	Paul Kipsiele Koech	KEN	8:00.67	Richard Matelong	KEN	8:07.66	Brimin Kipruto	KEN	8:11.05	
2008	Paul Kipsiele Koech	KEN	8:05.35	Ezekiel Kemboi	KEN	8:15.32	Richard Matelong	KEN	8:16.05	
110 Metres Hurdles										
2003	Allen Johnson	USA	13.11	Terrence Trammell	USA	13.17	Stanislav Olijar	LAT	13.25	-1.5
2004	Allen Johnson	USA	13.16	Maurice Wignall	JAM	13.19	Stanislav Olijar	LAT	13.40	-2.0
2005	Allen Johnson	USA	13.09	Dominique Arnold	USA	13.10	Terrence Trammell	USA	13.17	-1.4
2006	Liu Xiang	CHN	12.93	Dayron Robles	CUB	13.00	Allen Johnson	USA	13.01	-0.6
2007	Dayron Robles	CUB	12.92	David Payne	USA	13.08	Terrence Trammell	USA	13.15	0.9
2008	David Oliver	USA	13.22	Petr Svoboda	CZE	13.33	Ryan Wilson	USA	13.54	-1.3

YEAR	GOLD			SILVER			BRONZE		
400 Metres Hurdles									
2003	Felix Sánchez	DOM	47.80	Kemel Thompson	JAM	48.50	Danny McFarlane	JAM	48.66
2004	Bershawn Jackson	USA	47.86	James Carter	USA	48.06	Kemel Thompson	JAM	48.06
2005	Bershawn Jackson	USA	48.05	Kemel Thompson	JAM	48.09	L. J. van Zyl	RSA	48.11
2006	Periklis Iakovakis	GRE	47.92	L. J. van Zyl	RSA	48.08	Bershawn Jackson	USA	48.24
2007	Marek Plawgo	POL	48.35	Kerron Clement	USA	48.35	James Carter	USA	48.36
2008	Kerron Clement	USA	48.96	Danny McFarlane	JAM	49.00	Isa Phillips	JAM	49.22
High Jump									
2003	Yaroslav Rybakov	RUS	2.30	Stefan Holm	SWE	2.30	Jamie Nieto	USA	2.30
2004	Stefan Holm	SWE	2.33	Yaroslav Rybakov	RUS	2.30	Mark Boswell	CAN	2.30
2005	Victor Moya	CUB	2.35	Vyacheslav Voronin	RUS	2.32	Stefan Holm	SWE	2.32
							Yaroslav Rybakov	RUS	2.32
2006	Linus Thörnblad	SWE	2.33	Andrey Silnov	RUS	2.33	Stefan Holm	SWE	2.29
							Yaroslav Rybakov	RUS	2.29
2007	Donald Thomas	BAH	2.32	Stefan Holm	SWE	2.30	Linus Thörnblad	SWE	2.27
2008	Andrey Silnov	RUS	2.35	Stefan Holm	SWE	2.33	Jesse Williams	USA	2.29
Pole Vault									
2003	Tim Lobinger	GER	5.91	Okkert Brits	RSA	5.86	Dmitri Markov	AUS	5.76
2004	Tim Mack	USA	6.01	Toby Stevenson	USA	5.70	Derek Miles	USA	5.70
2005	Brad Walker	USA	5.86	Tim Lobinger	GER	5.70	Giuseppe Gibilisco	ITA	5.60
							Igor Pavlov	RUS	5.60
2006	Paul Burgess	AUS	5.82	Toby Stevenson	USA	5.82	Tim Lobinger	GER	5.82
2007	Brad Walker	USA	5.91	Björn Otto	GER	5.86	Steven Hooker	AUS	5.81
2008	Derek Miles	USA	5.80	Brad Walker	USA	5.70	Maksym Mazuryk	UKR	5.60
Long Jump									
2003	Dwight Phillips	USA	8.31	Hussein Al-Sabee	KSA	8.30	Ignisious Gaisah	GHA	8.26
2004	Ignisious Gaisah	GHA	8.32	Dwight Phillips	USA	8.26	John Moffitt	USA	8.05
2005	Dwight Phillips	USA	8.46	Miguel Pate	USA	8.30	James Beckford	JAM	8.28
2006	Irving Saladino	PAN	8.41	Mohamed Salman Al-Khwalidi	KSA	8.34	Louís Tsátoumas	GRE	8.29
2007	Andrew Howe	ITA	8.35	Brian Johnson	USA	8.16	Khotso Mokoena	RSA	8.12
2008	Fabrice Lapierre	AUS	8.14	Hussein Taher Al-Sabee	KSA	8.13	Mohamed Salman Al-Khwalidi	KSA	8.04
Triple Jump									
2003	Christian Olsson	SWE	17.55	Walter Davis	USA	17.09	Kenta Bell	USA	16.95
2004	Christian Olsson	SWE	17.66	Danila Burkenya	RUS	17.20	Kenta Bell	USA	17.16
2005	Yoandri Betanzos	CUB	17.46	Jadel Gregório	BRA	17.32	Walter Davis	USA	17.23
2006	Yoandri Betanzos	CUB	17.29	Jadel Gregório	BRA	17.12	Walter Davis	USA	16.98
2007	Walter Davis	USA	17.35	Aarik Wilson	USA	17.34	Nelson Évora	POR	17.30
2008	Nelson Évora	POR	17.24	Jadel Gregório	BRA	17.09	Randy Lewis	GRN	17.01
Shot Put									
2003	Christian Cantwell	USA	20.93	Yuriy Belonog	UKR	20.53	Andrey Mikhnevich	BLR	20.51
2004	Joachim B. Olsen	DEN	21.46	Adam Nelson	USA	20.80	Manuel Martínez	ESP	20.67
2005	Adam Nelson	USA	21.92	Joachim B. Olsen	DEN	21.03	Reese Hoffa	USA	20.87
2006	Reese Hoffa	USA	21.05	Christian Cantwell	USA	20.94	Rutger Smith	NED	20.74
2007	Reese Hoffa	USA	20.98	Adam Nelson	USA	20.95	Andrei Mikhnevich	BLR	20.88
2008	Tomasz Majewski	POL	20.88	Christian Cantwell	USA	20.73	Daniel Taylor	USA	20.38
Discus Throw									
2003	Virgilijus Alekna	LTU	68.30	Róbert Fazekas	HUN	66.08	Vasiliy Kapyukh	BLR	65.85
2004	Mario Pestano	ESP	64.11	Zoltán Kövágó	HUN	64.09	Aleksander Tammert	EST	63.69
2005	Virgilijus Alekna	LTU	67.64	Gerd Kanter	EST	66.01	Zoltán Kövágó	HUN	65.65
2006	Virgilijus Alekna	LTU	68.63	Gerd Kanter	EST	68.47	Aleksander Tammert	EST	64.94
2007	Gerd Kanter	EST	66.54	Virgilijus Alekna	LTU	65.94	Piotr Malachowski	POL	65.35
2008	Gerd Kanter	EST	68.38	Piotr Malachowski	POL	66.07	Robert Harting	GER	65.76
Hammer Throw									
2003	Adrián Annus	HUN	82.10	Libor Charfreitag	SVK	81.22	Ivan Tikhon	BLR	80.84
2004	Olli-Pekka Karjalainen	FIN	81.43	Ivan Tikhon	BLR	80.44	Krisztian Pars	HUN	79.17
2005	Ivan Tikhon	BLR	81.70	Olli-Pekka Karjalainen	FIN	79.81	Vadim Devyatovski	BLR	78.98
2006	Koji Murofushi	JPN	81.42	Ivan Tikhon	BLR	81.12	Krisztian Pars	HUN	80.41
2007	Ivan Tikhon	BLR	82.05	Krisztian Pars	HUN	78.42	Koji Murofushi	JPN	77.95
2008	Primož Kozmus	SLO	79.99	Krisztian Pars	HUN	79.37	Koji Murofushi	JPN	78.99
Javelin Throw									
2003	Sergey Makarov	RUS	85.66	Jan Zelezny	CZE	84.33	Boris Henry	GER	81.00
2004	Breaux Greer	USA	87.68	Andreas Thorkildsen	NOR	82.52	Jan Zelezny	CZE	82.01

YEAR	GOLD			SILVER			BRONZE			
2005	Tero Pitkämäki	FIN	91.33	Andreas Thorkildsen	NOR	89.60	Sergey Makarov	RUS	86.69	
2006	Andreas Thorkildsen	NOR	89.50	Tero Pitkämäki	FIN	88.25	Peter Esenwein	GER	85.30	
2007	Tero Pitkämäki	FIN	88.19	Andreas Thorkildsen	NOR	85.06	Magnus Arvidsson	SWE	83.37	
2008	Vadims Vasilevskis	LAT	86.65	Andreas Thorkildsen	NOR	83.77	Tero Pitkämäki	FIN	81.64	
WOMEN										
100 Metres										
2003	Chryste Gaines	USA	10.86	Christine Arron	FRA	11.04	Torri Edwards	USA	11.06	1.2
2004	Veronica Campbell	JAM	10.91	Aleen Bailey	JAM	11.16	Lauryn Williams	USA	11.21	0.0
2005	Veronica Campbell	JAM	10.92	Christine Arron	FRA	10.93	Lauryn Williams	USA	11.04	-0.2
2006	Sherone Simpson	JAM	10.89	Torri Edwards	USA	11.06	Allyson Felix	USA	11.07	-0.2
2007	Carmelita Jeter	USA	11.10	Allyson Felix	USA	11.15	Christine Arron	FRA	11.20	-0.6
2008	Shelly-Ann Fraser	JAM	10.94	Kerron Stewart	JAM	11.06	Marshevet Hooker	USA	11.06	0.3
200 Metres										
2003	Muriel Hurtis	FRA	22.41	Anastasiya Kapachinskaya	RUS	22.57	Torri Edwards	USA	22.58	1.6
2004	Veronica Campbell	JAM	22.64	Debbie Ferguson	BAH	22.66	Aleen Bailey	JAM	22.84	-2.2
2005	Allyson Felix	USA	22.27	Veronica Campbell	JAM	22.37	Christine Arron	FRA	22.43	-0.6
2006	Allyson Felix	USA	22.11	Sanya Richards	USA	22.17	Sherone Simpson	JAM	22.22	0.6
2007	Muriel Hurtis-Houairi	FRA	22.73	Debbie Ferguson-McKenzie	BAH	22.74	LaShauntea Moore	USA	22.78	0.5
2008	Sanya Richards	USA	22.50	Marshevet Hooker	USA	22.69	Kerron Stewart	JAM	22.72	0.1
400 Metres										
2003	Ana Guevara	MEX	49.34	Lorraine Fenton	JAM	50.29	Tonique Williams	BAH	50.87	
2004	Ana Guevara	MEX	50.13	Monique Hennagan	USA	50.20	Dee Dee Trotter	USA	50.60	
2005	Sanya Richards	USA	49.52	Tonique Williams-Darling	BAH	49.54	Dee Dee Trotter	USA	50.64	
2006	Sanya Richards	USA	49.25	Novlene Williams		50.36	Shericka Williams	JAM	50.44	
2007	Sanya Richards	USA	49.27	Novlene Williams	JAM	50.12	Christine Ohuruogu	GBR	50.20	
2008	Sanya Richards	USA	50.41	Christine Ohuruogu	GBR	50.83	Novlene Williams	JAM	51.30	
800 Metres										
2003	Maria Mutola	MOZ	1:59.59	Kelly Holmes	GBR	1:59.92	Mina Ait Hammou	MAR	1:59.97	
2004	Hasna Benhassi	MAR	2:01.42	Jearl Miles-Clark	USA	2:01.73	Mina Ait Hammou	MAR	2:01.78	
2005	Zulia Calatayú	CUB	1:59.07	Hasna Benhassi	MAR	1:59.86	Mayte Martínez	ESP	2:00.36	
2006	Zulia Calatayú	CUB	1:59.02	Janeth Jepkosgei	KEN	1:59.10	Hasna Benhassi	MAR	1:59.44	
2007	Janeth Jepkosgei	KEN	1:57.87	Mayte Martínez	ESP	1:58.14	Marilyn Okoro	GBR	1:58.76	
2008	Pamela Jelimo	KEN	1:56.23	Janeth Jepkosgei	KEN	1:58.41	Marilyn Okoro	GBR	1:58.64	
1500 Metres										
2003	Süreyya Ayhan	TUR	3:57.72	Jackline Maranga	KEN	4:01.48	Hayley Tullett	GBR	4:01.60	
2004	Kelly Holmes	GBR	4:04.55	Tatyana Tomashova	RUS	4:05.18	Yelena Zadorozhnaya	RUS	4:05.71	
2005	Maryam Jamal	BRN	3:59.35	Tatyana Tomashova	RUS	4:00.28	Natalya Yevdokimova	RUS	4:00.60	
2006	Maryam Jamal	BRN	4:01.58	Tatyana Tomashova	RUS	4:03.26	Yelena Soboleva	RUS	4:03.49	
2007	Maryam Jamal	BRN	4:01.23	Yelena Soboleva	RUS	4:05.35	Sarah Jamieson	AUS	4:05.43	
2008	Maryam Jamal	BRN	4:06.59	Gelete Burka	ETH	4:07.45	Iryna Lishchynska	UKR	4:07.65	
3000 Metres										
2003	Edith Masai	KEN	8:36.82	Yelena Zadorozhnaya	RUS	8:37.40	Jo Pavey	GBR	8:37.89	
2004	Meseret Defar	ETH	8:36.46	Yelena Zadorozhnaya	RUS	8:37.65	Lidia Chojecka	POL	8:39.16	
2005	Meseret Defar	ETH	8:47.26	Gelete Burka	ETH	8:48.65	Zakia Mrisho	TAN	8:49.63	
2006	Meseret Defar	ETH	8:34.22	Tirunesh Dibaba	ETH	8:34.74	Vivian Cheruiyot	KEN	8:38.86	
2007	Meseret Defar	ETH	8:27.24	Vivian Cheruiyot	KEN	8:28.66	Priscah Cheronon	KEN	8:29.06	
2008	Meseret Defar	ETH	8:43.60	Vivian Cheruiyot	KEN	8:44.64	Jane Kiptoo	KEN	8:47.65	
5000 Metres										
2003	Elvan Abeylegesse	TUR	14:56.25	Derartu Tulu	ETH	14:56.93	Tirunesh Dibaba	ETH	14:57.87	
2004	Elvan Abeylegesse	TUR	14:59.19	Isabella Ochichi	KEN	14:59.48	Ejagayou Dibaba	ETH	14:59.52	
2005	Meseret Defar	ETH	14:45.87	Tirunesh Dibaba	ETH	14:46.84	Berhane Adere	ETH	14:46.91	
2006	Tirunesh Dibaba	ETH	16:04.77	Meseret Defar	ETH	16:04.78	Isabella Ochichi	KEN	16:07.39	
2007	Vivian Cheruiyot	KEN	14:56.94	Sylvia Kibet	KEN	14:57.37	Priscah Cheronon	KEN	14:58.97	
2008	Meseret Defar	ETH	14:53.82	Vivian Cheruiyot	KEN	14:54.60	Meselech Melkamu	ETH	14:58.76	
3000 Metres Steeplechase										
2005	Dorcus Inzikuru	UGA	9:21.80	Wioletta Janowska	POL	9:25.47	Mardrea Hyman	JAM	9:27.21	
2006	Alesya Turova	BLR	9:27.08	Cheruto Kiptum	KEN	9:28.60	Salome Chepchumba	KEN	9:29.58	
2007	Eunice Jepkorir	KEN	9:35.03	Roisin McGettigan	IRL	9:35.86	Cristina Casandra	ROU	9:36.38	
2008	Gulnara Samitova-Galkina	RUS	9:21.73	Eunice Jepkorir	KEN	9:24.03	Ruth Bisibori	KEN	9:24.38	
100 Metres Hurdles										
2003	Gail Devers	USA	12.45	Glory Alozie	ESP	12.66	Miesha McKelvy	USA	12.69	1.3

YEAR	FIRST			SECOND			THIRD			
2004	Joanna Hayes	USA	12.58	Jenny Adams	USA	12.68	Lacena Golding-Clarke	JAM	12.69	1.0
2005	Michelle Perry	USA	12.54	Brigitte Foster-Hylton	JAM	12.55	Delloreen Ennis-London	JAM	12.57	-0.8
2006	Michelle Perry	USA	12.52	Damu Cherry	USA	12.56	Perdita Felicien	CAN	12.58	0.6
2007	Michelle Perry	USA	12.68	Josephine Onyia	ESP	12.70	Delloreen Ennis-London	JAM	12.72	-0.3
2008	Josephine Onyia	ESP	12.54	Lolo Jones	USA	12.56	Delloreen Ennis-London	JAM	12.56	0.3

400 Metres Hurdles

2003	Sandra Glover	USA	53.65	Andrea Blackett	BAR	54.28	Ionela Tîrlea	ROU	54.44
2004	Sandra Glover	USA	54.57	Tatyana Tereshchuk-Antipova	UKR	54.64	Brenda Taylor	USA	55.00
2005	Lashinda Demus	USA	53.37	Yuliya Nosova-Pechonkina	RUS	53.80	Sandra Glover	USA	54.09
2006	Lashinda Demus	USA	53.42	Tiffany Ross-Williams	USA	54.22	Tatyana Tereshchuk-Antipova	UKR	54.76
2007	Anna Jesien	POL	54.17	Jana Rawlinson	AUS	54.19	Melaine Walker	JAM	54.31
2008	Melaine Walker	JAM	54.06	Anastasiya Rabchenyuk	UKR	54.92	Tiffany Williams	USA	55.16

High Jump

2003	Hestrie Cloete	RSA	2.01	Vita Palamar	UKR	2.01	Kajsa Bergqvist	SWE	1.99
2004	Yelena Slesarenko	RUS	2.01	Viktoriya Styopina	UKR	1.98	Irina Mikhailchenko	UKR	1.98
2005	Kajsa Bergqvist	SWE	2.00	Irina Mikhailchenko	UKR	1.93	Vita Palamar	UKR	1.93
2006	Kajsa Bergqvist	SWE	1.98	Tia Hellebaut	BEL	1.98	Venelina Veneva	BUL	1.98
2007	Blanka Vlasic	CRO	2.00	Antonietta Di Martino	ITA	1.97	Anna Chicherova	RUS	1.97
2008	Blanka Vlasic	CRO	2.01	Anna Chicherova	RUS	1.99	Tia Hellebaut	BEL	1.97

Pole Vault

2003	Tanya Polnova	RUS	4.68	Svetlana Feofanova	RUS	4.60	Stacy Dragila	USA	4.50
2004	Yelena Isinbayeva	RUS	4.83	Tanya Polnova	RUS	4.78	Anna Rogowska	POL	4.60
2005	Yelena Isinbayeva	RUS	4.74	Monika Pyrek	POL	4.62	Tanya Polnova	RUS	4.50
2006	Yelena Isinbayeva	RUS	4.75	Monika Pyrek	POL	4.65	Jenn Stuczynski	USA	4.60
2007	Yelena Isinbayeva	RUS	4.87	Monika Pyrek	POL	4.82	Svetlana Feofanova	RUS	4.82
2008	Silke Spiegelburg	GER	4.70	Svetlana Feofanova	RUS	4.70	Monika Pyrek	POL	4.70

Long Jump

2003	Eunice Barber	FRA	7.05	Tatyana Kotova	RUS	6.92	Grace Upshaw	USA	6.60
2004	Irina Simagina	RUS	6.74	Tatyana Lebedeva	RUS	6.72	Tatyana Kotova	RUS	6.65
2005	Tatyana Kotova	RUS	6.83	Anju Bobby George	IND	6.75	Grace Upshaw	USA	6.67
2006	Tatyana Lebedeva	RUS	6.92	Bronwyn Thompson	AUS	6.77	Rose Richmond	USA	6.75
2007	Tatyana Lebedeva	RUS	6.78	Grace Upshaw	USA	6.64	Oksana Udmurtova	RUS	6.52
2008	Naide Gomes	POR	6.71	Ksenija Balta	EST	6.65	Tatyana Lebedeva	RUS	6.64

Triple Jump

2003	Tatyana Lebedeva	RUS	15.13	Yamilé Aldama	CUB	14.99	Françoise Mbango	CMR	14.83
2004	Françoise Mbango	CMR	15.01	Tatyana Lebedeva	RUS	14.96	Yamilé Aldama	SUD	14.92
2005	Chrisopiýí Devetzí	GRE	14.89	Tatyana Lebedeva	RUS	14.86	Yargelis Savigne	CUB	14.81
2006	Tatyana Lebedeva	RUS	14.82	Chrisopiýí Devetzí	GRE	14.67	Yamilé Aldama	SUD	14.67
2007	Yargelis Savigne	CUB	14.78	Hrysopiýí Devetzí	GRE	14.75	Tatyana Lebedeva	RUS	14.72
2008	Anna Pyatykh	RUS	14.78	Tatyana Lebedeva	RUS	14.63	Marija Sestak	SLO	14.63

Shot Put

2003	Vita Pavlysh	UKR	19.86	Svetlana Krivelyova	RUS	19.66	Nadezhda Ostapchuk	BLR	19.51
2004	Nadezhda Ostapchuk	BLR	19.23	Krystyna Zabawska	POL	18.27	Lieja Tunks	NED	18.11
2005	Nadezhda Ostapchuk	BLR	20.44	Valerie Vili	NZL	19.55	Natallia Khoroneko	BLR	18.80
2006	Natallia Khoroneko	BLR	19.81	Valerie Vili	NZL	19.64	Nadezhda Ostapchuk	BLR	19.50
2007	Nadzeya Ostapchuk	BLR	20.45	Valerie Vili	NZL	20.40	Nadine Kleinert	GER	19.36
2008	Valerie Vili	NZL	19.69	Nadine Kleinert	GER	19.42	Misleidis González	CUB	18.55

Discus Throw

2003	Vera Pospisilová	CZE	65.42	Aretha Hill	USA	65.10	Katerina Vóggoli	GRE	63.55
2004	Vera Cechlová	CZE	65.86	Natalya Sadova	RUS	65.57	Irina Yatchenko	BLR	64.20
2005	Natalya Sadova	RUS	63.40	Franka Dietzsch	GER	61.91	Aretha Thurmond	USA	60.68
2006	Franka Dietzsch	GER	64.73	Nicoleta Grasú	ROU	62.32	Anna Söderberg	SWE	61.50
2007	Franka Dietzsch	GER	62.58	Vera Cechlová	CZE	62.04	Nicoleta Grasú	ROU	61.75
2008	Yarelis Barrios	CUB	64.88	Nicoleta Grasú	ROU	62.48	Stephanie Brown Trafton	USA	62.23

Hammer Throw

2003	Yipsi Moreno	CUB	73.42	Olga Kuzenkova	RUS	71.16	Mihaela Melinte	ROU	69.27
2004	Olga Kuzenkova	RUS	72.90	Olga Tsander	BLR	72.06	Manuela Montebrun	FRA	70.63
2005	Yipsi Moreno	CUB	74.75	Kamila Skolimowska	POL	72.73	Olga Kuzenkova	RUS	72.46
2006	Betty Heidler	GER	75.44	Kamila Skolimowska	POL	73.33	Yipsi Moreno	CUB	71.85
2007	Yipsi Moreno	CUB	73.76	Ivana Brkljajic	CRO	73.22	Clarissa Claretti	ITA	70.34
2008	Yipsi Moreno	CUB	74.09	Martina Hrasnová	SVK	71.40	Anita Wlodarczyk	POL	70.97

YEAR	FIRST	SECOND	THIRD
Javelin Throw			
2003	Tatyana Shikolenko RUS 64.47	Steffi Nerius GER 64.25	Nikolett Szabó HUN 62.88
2004	Osleidys Menéndez CUB 66.20	Nikola Brejchová CZE 64.58	Steffi Nerius GER 61.16
2005	Osleidys Menéndez CUB 67.24	Steffi Nerius GER 66.35	Sonia Bisset CUB 63.56
2006	Barbora Spotáková CZE 66.21	Steffi Nerius GER 65.06	Christina Scherwin DEN 64.83
2007	Barbora Spotáková CZE 67.12	Steffi Nerius GER 64.90	Christina Obergföll GER 62.47
2008	Barbora Spotáková CZE 72.28	Christina Obergföll GER 63.28	Steffi Nerius GER 62.78

IAAF GOLDEN LEAGUE JACKPOT WINNERS

1998 (Those with victories at all six Golden League meetings plus the IAAF Grand Prix Final)

Total jackpot: \$1,000,000; Each below awarded \$333,333.33

Hicham El Guerrouj	MAR	1500 Metres
Haile Gebrselassie	ETH	3000/5000 Metres
Marion Jones	USA	100 Metres

1999 (Those with victories at all six Golden League meetings plus the IAAF Grand Prix Final)

Total jackpot: \$1,000,000; Each below awarded \$500,000

Wilson Kipketer	DEN	800 Metres
Gabriela Szabo	ROU	3000/5000 Metres

2000 (Those with victories at five or more of seven Golden League meetings plus participation in the IAAF Grand Prix Final)

Total jackpot: \$500,000; Each below awarded \$166,666.66

Gail Devers	USA	100 Metres Hurdles
Trine Hattestad	NOR	Javelin Throw
Tatyana Kotova	RUS	Long Jump

2001 (Those with victories at five or more of seven Golden League meetings)

Total jackpot: \$500,000; Each below awarded \$83,333.33

André Bucher	SUI	800 Metres
Hicham El Guerrouj	MAR	1500 Metres
Allen Johnson	USA	110 Metres Hurdles
Marion Jones	USA	100 Metres, though all these performances were annulled in 2008 for doping violations
Violeta Szekely	ROU	1500 Metres
Olga Yegorova	RUS	3000 Metres

2002 (Those with victories at all seven Golden League meetings)

Total jackpot: \$500,000; Each below awarded \$125,000

Hicham El Guerrouj	MAR	1500 Metres
Felix Sánchez	DOM	400 Metres Hurdles
Marion Jones	USA	100 Metres, though all these performances were annulled in 2008 for doping violations
Ana Guevara	MEX	400 Metres

2003 (One athlete with victories at all six Golden League meetings plus participation in the World Athletics Final)

Total jackpot: \$1,000,000

Maria Mutola	MOZ	800 Metres
--------------	-----	------------

2004 (Those with victories at all six Golden League meetings plus participation in the World Athletics Final)

Total jackpot: \$1,000,000; Each below awarded \$500,000

Christian Olsson	SWE	Triple Jump
Tonique Williams-Darling	BAH	400 Metres

2005 (One athlete with victories at all six Golden League meetings plus participation in the World Athletics Final)

Total jackpot: \$1,000,000

Tatyana Lebedeva	RUS	Triple Jump
------------------	-----	-------------

2006

Main jackpot \$500,000; secondary jackpot \$500,000

(Those with victories at all six Golden League meetings plus participation in the World Athletics Final). Each awarded \$249,999 (one third of main jackpot (\$166,666) plus one sixth of the secondary jackpot (\$83,333))

Asafa Powell	JAM	100 Metres
Jeremy Wariner	USA	400 Metres
Sanya Richards	USA	400 Metres

(Those with victories at five of the six Golden League meetings plus participation in the World Athletics Final). Each awarded \$83,333 (one sixth of secondary jackpot)

Kenenisa Bekele	ETH	5000 Metres
Irving Saladino	PAN	Long Jump
Tirunesh Dibaba	ETH	5000m

2007 (Those with victories at all six Golden League meetings plus participation in the World Athletics Final)

Total jackpot: \$1,000,000; Each below awarded \$500,000

Sanya Richards USA 400 Metres
Yelena Isinbayeva RUS Pole Vault

2008 (One athlete with victories at all six Golden League meetings plus participation in the World Athletics Final)

Total jackpot: \$1,000,000

Pamela Jelimo KEN 800 Metres

IAAF WORLD CROSS COUNTRY CHAMPIONSHIPS

Venues - 1973: Waregem (17 Mar); 1974: Monza (16 Mar); 1975: Rabat (16 Mar); 1976: Chepstow (28 Feb); 1977: Düsseldorf (20 Mar); 1978: Glasgow (25 Mar); 1979: Limerick (25 Mar); 1980: Paris (9 Mar); 1981: Madrid (28 Mar); 1982: Roma (21 Mar); 1983: Gateshead (20 Mar); 1984: New York (25 Mar); 1985: Lisboa (24 Mar); 1986: Neuchâtel (23 Mar); 1987: Warszawa (22 Mar); 1988: Auckland (26 Mar); 1989: Stavanger (19 Mar); 1990: Aix-les-Bains (25 Mar); 1991: Antwerpen (24 Mar); 1992: Boston (21 Mar); 1993: Amorebieta (23 Mar); 1994: Budapest (26 Mar); 1995: Durham (25 Mar); 1996: Cape Town (23 Mar); 1997: Torino (23 Mar); 1998: Marrakech (21/22 Mar); 1999: Belfast (27/28 Mar); 2000: Vilamoura (18/19 Mar); 2001: Oostende (24/25 Mar); 2002: Dublin (23/24 Mar); 2003: Lausanne (29/30 Mar); 2004: Bruxelles (20/21 Mar); 2005: St Galmier (19/20 Mar); 2006: Fukuoka (1/2 Apr); 2007: Mombasa (24 Mar); 2008: Edinburgh (30 Mar); 2009: Amman (28 Mar); 2010: Bydgoszcz (27 Mar)

MEN

Short Course (1998-2006)

Individuals

1998	John Kibowen	KEN	10:43	Daniel Komen	KEN	10:46	Paul Kosgei	KEN	10:50
1999	Benjamin Limo	KEN	12:28	Paul Kosgei	KEN	12:31	Haylu Mekonnen	ETH	12:35
2000	John Kibowen	KEN	11:11	Sammy Kipketer	KEN	11:12	Paul Kosgei	KEN	11:15
2001	Enock Koech	KEN	12:40	Kenenisa Bekele	ETH	12:42	Benjamin Limo	KEN	12:43
2002	Kenenisa Bekele	ETH	12:11	Luke Kipkosgei	KEN	12:18	Haylu Mekonnen	ETH	12:20
2003	Kenenisa Bekele	ETH	11:01	John Kibowen	KEN	11:04	Benjamin Limo	KEN	11:06
2004	Kenenisa Bekele	ETH	11:31	Gebre-egziabher Gebremariam	ETH	11:36	Maregu Zewdie	ETH	11:42
2005	Kenenisa Bekele	ETH	11:33	Abraham Chebii	KEN	11:38	Isaac Songok	KEN	11:39
2006	Kenenisa Bekele	ETH	10:54	Isaac Songok	KEN	10:55	Adil Kaouch	MAR	10:57

Teams

1998	Kenya	10	Morocco	42	Ethiopia	60
1999	Kenya	14	Morocco	45	Ethiopia	55
2000	Kenya	10	Ethiopia	46	Morocco	68
2001	Kenya	13	Morocco	48	Ethiopia	51
2002	Kenya	20	Ethiopia	32	Spain	57
2003	Kenya	14	Ethiopia	31	Morocco	44
2004	Ethiopia	17	Qatar	39	Kenya	52
2005	Ethiopia	23	Kenya	31	Qatar	32
2006	Kenya	21	Ethiopia	48	Morocco	53

Long Course

Individuals

1973	Pekka Päivärintä	FIN	35:46	Mariano Haro	ESP	35:46	Rod Dixon	NZL	36:00
1974	Erik De Beck	BEL	35:24	Mariano Haro	ESP	35:25	Karel Lismont	BEL	35:27
1975	Ian Stewart	SCO	35:20	Mariano Haro	ESP	35:21	Bill Rodgers	USA	35:27
1976	Carlos Lopes	POR	34:48	Tony Simmons	ENG	35:04	Bernie Ford	ENG	35:07
1977	Leon Schots	BEL	37:43	Carlos Lopes	POR	37:48	Detlef Uhlemann	FRG	37:52
1978	John Treacy	IRL	39:25	Aleksandr Antipov	URS	39:28	Karol Lismont	BEL	39:32
1979	John Treacy	IRL	37:20	Bronislaw Malinowski	POL	37:29	Aleksandr Antipov	URS	37:30
1980	Craig Virgin	USA	37:02	Hans-Jürgen Orthmann	FRG	37:03	Nick Rose	ENG	37:06
1981	Craig Virgin	USA	35:05	Mohamed Kedir	ETH	35:07	Fernando Mamede	POR	35:09
1982	Mohamed Kedir	ETH	33:41	Alberto Salazar	USA	33:45	Rod Dixon	NZL	34:02
1983	Bekele Debele	ETH	36:52	Carlos Lopes	POR	36:52	Some Muge	KEN	36:52
1984	Carlos Lopes	POR	33:25	Tim Hutchings	ENG	33:30	Steve Jones	WAL	33:32
1985	Carlos Lopes	POR	33:33	Paul Kipkoech	KEN	33:37	Wodajo Bulti	ETH	33:38
1986	John Ngugi	KEN	35:33	Abebe Mekonnen	ETH	35:35	Joseph Kiptum	KEN	35:40
1987	John Ngugi	KEN	36:07	Paul Kipkoech	KEN	36:07	Paul Arpin	FRA	36:51
1988	John Ngugi	KEN	34:32	Paul Kipkoech	KEN	34:54	William Koskei	KEN	35:07
1989	John Ngugi	KEN	39:42	Tim Hutchings	GBR	40:10	Wilfred Kirochi	KEN	40:21
1990	Khalid Skah	MAR	34:21	Moses Tanui	KEN	34:21	Julius Korir	KEN	34:22
1991	Khalid Skah	MAR	33:53	Moses Tanui	KEN	33:54	Simon Karori	KEN	33:54
1992	John Ngugi	KEN	37:05	William Mutwol	KEN	37:17	Fita Bayissa	ETH	37:18
1993	William Sigei	KEN	32:15	Dominic Kirui	KEN	32:56	Ismael Kirui	KEN	32:59
1994	William Sigei	KEN	34:29	Simon Chemoiywo	KEN	34:30	Haile Gebrselassie	ETH	34:32

YEAR	GOLD			SILVER			BRONZE		
1995	Paul Tergat	KEN	34:05	Ismael Kirui	KEN	34:13	Salah Hissou	MAR	34:14
1996	Paul Tergat	KEN	33:44	Salah Hissou	MAR	33:56	Ismael Kirui	KEN	33:57
1997	Paul Tergat	KEN	35:11	Salah Hissou	MAR	35:13	Thomas Nyariki	KEN	35:20
1998	Paul Tergat	KEN	34:01	Paul Koech	KEN	34:06	Assefa Mezgebu	ETH	34:28
1999	Paul Tergat	KEN	38:28	Patrick Ivuti	KEN	38:32	Paulo Guerra	POR	38:46
2000	Mohammed Mourhit	BEL	35:00	Assefa Mezgebu	ETH	35:01	Paul Tergat	KEN	35:02
2001	Mohammed Mourhit	BEL	39:53	Sergey Lebed	UKR	40:03	Charles Kamathi	KEN	40:05
2002	Kenenisa Bekele	ETH	34:52	John Yuda	TAN	34:58	Wilberforce Taleli	KEN	35:20
2003	Kenenisa Bekele	ETH	35:56	Patrick Ivuti	KEN	36:09	Gebre-egziabher Gebremariam	ETH	36:17
2004	Kenenisa Bekele	ETH	35:52	Gebre-egziabher Gebremariam	ETH	36:10	Sileshi Sihine	ETH	36:11
2005	Kenenisa Bekele	ETH	35:06	Zersenay Tadese	ERI	35:20	Abdullah Ahmad Hassan	QAT	35:34
2006	Kenenisa Bekele	ETH	35:40	Sileshi Sihine	ETH	35:43	Martin Mathathi	KEN	35:44
2007	Zersenay Tadese	ERI	35:50	Moses Mosop	KEN	36:13	Bernard Kipyego	KEN	36:37
2008	Kenenisa Bekele	ETH	34:38	Leonard Komon	KEN	34:41	Zersenay Tadese	ERI	34:43
2009	Gebre-egziabher Gebremariam	ETH	35:02	Moses Kipsiro	KEN	35:04	Zersenay Tadese	ERI	35:04

Teams

1973	Belgium	109	USSR	119	New Zealand	136
1974	Belgium	103	England	109	France	215
1975	New Zealand	127	England	193	Belgium	213
1976	England	90	Belgium	118	France	187
1977	Belgium	126	England	129	USSR	144
1978	France	151	USA	156	England	159
1979	England	119	Ireland	198	USSR	210
1980	England	100	USA	163	Belgium	175
1981	Ethiopia	81	USA	114	Kenya	220
1982	Ethiopia	98	England	114	USSR	257
1983	Ethiopia	104	USA	170	Kenya	191
1984	Ethiopia	134	USA	161	Portugal	223
1985	Ethiopia	130	Kenya	141	USA	154
1986	Kenya	45	Ethiopia	119	USA	204
1987	Kenya	53	England	146	Ethiopia	161
1988	Kenya	23	Ethiopia	103	France	134
1989	Kenya	44	Great Britain & NI	147	Ethiopia	162
1990	Kenya	42	Ethiopia	96	Spain	176
1991	Kenya	38	Ethiopia	104	Spain	198
1992	Kenya	46	France	145	Great Britain & NI	147
1993	Kenya	25	Ethiopia	82	Portugal	167
1994	Kenya	34	Morocco	83	Ethiopia	133
1995	Kenya	62	Morocco	111	Spain	120
1996	Kenya	33	Morocco	99	Ethiopia	107
1997	Kenya	51	Morocco	70	Ethiopia	125
1998	Kenya	12	Ethiopia	57	Morocco	60
1999	Kenya	12	Ethiopia	57	Portugal	77
2000	Kenya	18	Ethiopia	68	Portugal	69
2001	Kenya	33	France	72	United States	87
2002	Kenya	18	Ethiopia	43	Morocco	58
2003	Kenya	13	Ethiopia	23	Morocco	51
2004	Ethiopia	14	Kenya	30	Eritrea	66
2005	Ethiopia	24	Kenya	35	Qatar	42
2006	Kenya	24	Eritrea	28	Ethiopia	42
2007	Kenya	29	Morocco	152	Uganda	191
2008	Kenya	39	Ethiopia	104	Qatar	143
2009	Kenya	28	Ethiopia	28	Eritrea	50

JUNIOR MEN**Individuals**

1973	Jim Brown	SCO	20:52	Cisneros Haro	ESP	21:00	Leon Schots	BEL	21:07
1974	Rich Kimball	USA	21:31	Venzazio Ortis	ITA	21:33	John Treacy	IRL	21:43
1975	Bobby Thomas	USA	21:00	José Luis González	ESP	21:18	John Treacy	IRL	21:23
1976	Eric Hulst	USA	23:54	Thom Hunt	USA	24:07	Nat Muir	SCO	24:17
1977	Thom Hunt	USA	23:15	Santiago Llorente	ESP	23:28	Ari Paunonen	FIN	23:39
1978	Mick Morton	ENG	22:57	Rob Earl	CAN	23:10	José Alario	ESP	23:11
1979	Eddy De Pauw	BEL	23:02	Steve Binns	ENG	23:09	Ildar Denikeyev	URS	23:20
1980	Jorge García	ESP	22:17	Valeriy Gryaznov	URS	22:23	Ed Eyestone	USA	22:27
1981	Mohamed Chouri	TUN	22:04	Yevgeniy Zerebin	URS	22:06	Keith Brantly	USA	22:07
1982	Zurabachev Gelaw	ETH	22:46	A dugna Lema	ETH	22:47	Stefano Mei	ITA	22:49
1983	Fisha Abebe	ETH	24:58	Angaso Telga	ETH	24:59	Jon Richards	ENG	25:07
1984	Pere Casacuberta	ESP	21:32	Doju Tessema	ETH	21:34	Giovanni Castellano	CAN	21:37
1985	Kipkemboi Kimeli	KEN	22:18	Habte Negash	ETH	22:37	Woldsilase Milkesa	ETH	22:37

YEAR	GOLD			SILVER			BRONZE		
1986	Feyisa Melese	ETH	22:48	Sammy Kibiwot	KEN	22:53	Demeke Bekele	ETH	22:56
1987	Wilfred Kirochi	KEN	22:18	Demeke Bekele	ETH	22:18	Demisse Debebe	ETH	22:20
1988	Wilfred Kirochi	KEN	23:25	Alfonce Muindi	KEN	23:39	Bedilu Kibret	ETH	23:41
1989	Addis Abebe	ETH	25:07	Kipyego Kororia	KEN	25:31	Stephen Nyamu	KEN	25:33
1990	Kipyego Kororia	KEN	22:13	Richard Chelimo	KEN	22:14	Fita Bayissa	ETH	22:24
1991	Andrew Sambu	TAN	23:59	Muindi Mumo	KEN	24:04	Fita Bayissa	ETH	24:04
1992	Ismael Kirui	KEN	23:27	Haile Gebrselassie	ETH	23:35	Josphat Machuka	KEN	23:37
1993	Philip Mosima	KEN	20:18	Christopher Kosgei	KEN	20:20	Josphat Machuka	KEN	20:23
1994	Philip Mosima	KEN	24:15	Daniel Komen	KEN	24:17	Abreham Tsige	ETH	24:46
1995	Assefa Mezgebu	ETH	24:12	Dejene Lidetu	ETH	24:14	David Chelule	KEN	24:16
1996	David Chelule	KEN	24:06	Assefa Mezgebu	ETH	24:19	Samuel Chepkok	KEN	24:24
1997	Elijah Korir	KEN	24:21	Million Wolde	ETH	24:28	Paul Kosgei	KEN	24:29
1998	Million Wolde	ETH	22:47	Richard Limo	KEN	22:50	Haylu Mekonnen	ETH	22:51
1999	Haylu Mekonnen	ETH	25:38	Richard Limo	KEN	25:43	Kipchumba Mitei	KEN	25:45
2000	Robert Kipchumba	KEN	22:49	Duncan Lebo	KEN	22:52	John Cheruiyot Korir	KEN	22:55
2001	Kenenisa Bekele	ETH	25:04	Duncan Lebo	KEN	25:37	Dathan Ritzenhein	USA	25:46
2002	Gebre-egziabher Gebremariam	ETH	23:18	Abel Cheruiyot	KEN	23:19	Boniface Kiprop	UGA	23:28
2003	Eliud Kipchoge	KEN	22:47	Boniface Kiprop	UGA	22:49	Solomon Bushendich	KEN	22:51
2004	Meba Tadesse	ETH	24:01	Boniface Kiprop	UGA	24:03	Ernest Meli	KEN	24:16
2005	Augustine Choge	KEN	23:59	Bernard Kiprop Kipyego	KEN	24:00	Barnabas Kosgei	KEN	24:00
2006	Mang'ata Ndiwa	KEN	23:53	Leonard Komon	KEN	23:54	Tariku Bekele	ETH	23:56
2007	Asbel Kiprop	KEN	24:07	Vincent Chepkok	KEN	24:12	Mathew Kisorio	KEN	24:23
2008	Ibrahim Jeylan	ETH	22:38	Ayele Abshero	ETH	22:40	Lucas Rotich	KEN	22:42
2009	Ayele Abshero	ETH	23:26	Titus Mbishei	KEN	23:30	Moses Kibet	UGA	23:35

Teams

1973	Spain	18	Italy	22	England	24
1974	USA	22	Morocco	58	Italy	90
1975	USA	29	Ireland	35	Spain	44
1976	USA	16	Spain	60	England	91
1977	USA	36	Spain	40	Canada	67
1978	England	53	Canada	53	Spain	54
1979	Spain	57	England	74	USSR	75
1980	USSR	50	USA	75	Spain	79
1981	USA	23	England	61	Canada	66
1982	Ethiopia	12	Italy	37	USA	70
1983	Ethiopia	13	Spain	41	England	58
1984	Ethiopia	21	Spain	34	England	69
1985	Ethiopia	16	Kenya	26	Spain	64
1986	Ethiopia	13	Kenya	32	Spain	52
1987	Ethiopia	19	Kenya	20	Japan	73
1988	Kenya	13	Ethiopia	33	Spain	61
1989	Kenya	14	Ethiopia	22	Italy	76
1990	Kenya	12	Ethiopia	27	Italy	85
1991	Kenya	19	Ethiopia	26	Tanzania	54
1992	Kenya	18	Ethiopia	28	Japan	90
1993	Kenya	10	Ethiopia	27	Morocco	76
1994	Kenya	18	Ethiopia	27	Morocco	78
1995	Kenya	23	Ethiopia	25	Morocco	72
1996	Kenya	13	Ethiopia	26	Morocco	94
1997	Kenya	13	Ethiopia	31	Morocco	74
1998	Ethiopia	16	Kenya	20	Morocco	65
1999	Kenya	16	Ethiopia	24	Tanzania	77
2000	Kenya	10	Ethiopia	47	Uganda	68
2001	Kenya	24	Ethiopia	25	Uganda	68
2002	Kenya	18	Ethiopia	24	Uganda	37
2003	Kenya	15	Ethiopia	28	Uganda	48
2004	Kenya	20	Ethiopia	25	Uganda	33
2005	Kenya	10	Ethiopia	37	Qatar	75
2006	Kenya	16	Ethiopia	24	Eritrea	44
2007	Kenya	10	Eritrea	44	Ethiopia	54
2008	Kenya	21	Ethiopia	28	Uganda	37
2009	Kenya	20	Ethiopia	22	Eritrea	72

YEAR	GOLD	SILVER	BRONZE
------	------	--------	--------

WOMEN**Short Course** (1998 – 2006)**Individuals**

1998	Sonia O'Sullivan	IRL	12:20	Zahra Ouaziz	MAR	12:34	Kutre Dulecha	ETH	12:37
1999	Jackline Maranga	KEN	15:09	Yamna Belkacem	FRA	15:16	Annemari Sandell	FIN	15:17
2000	Kutre Dulecha	ETH	13:00	Zahra Ouaziz	MAR	13:00	Margaret Ngotho	KEN	13:00
2001	Gete Wami	ETH	14:46	Paula Radcliffe	GBR	14:47	Edith Masai	KEN	14:57
2002	Edith Masai	KEN	13:30	Worknesh Kidane	ETH	13:36	Isabella Ochichi	KEN	13:39
2003	Edith Masai	KEN	12:43	Worknesh Kidane	ETH	12:44	Jane Wanjiku	KEN	12:46
2004	Edith Masai	KEN	13:07	Tirunesh Dibaba	ETH	13:09	Teyiba Erkesso	ETH	13:11
2005	Tirunesh Dibaba	ETH	13:15	Worknesh Kidane	ETH	13:16	Isabella Ochichi	KEN	13:21
2006	Gelete Burka	ETH	12:51	Priscah Jepleting	KEN	12:53	Meselech Melkamu	ETH	12:54

Teams

1998	Morocco	57	Ethiopia	58	United States	68
1999	France	40	Ethiopia	48	Morocco	69
2000	Portugal	46	Ethiopia	55	France	57
2001	Ethiopia	26	Kenya	32	Romania	78
2002	Ethiopia	32	Kenya	34	Ireland	85
2003	Kenya	18	Ethiopia	24	Russia	76
2004	Ethiopia	19	Kenya	21	Canada	87
2005	Ethiopia	18	Kenya	19	United States	67
2006	Ethiopia	25	Kenya	26	Australia	69

Long Course**Individuals**

1973	Paola Cacchi	ITA	13:45	Joyce Smith	ENG	13:58	Josée Van Santberghe	BEL	14:01
1974	Paola Cacchi	ITA	12:42	Nina Holmen	FIN	12:48	Rita Ridley	ENG	12:54
1975	Julie Brown	USA	13:42	Bronislawa Ludwichowska	POL	13:47	Carmen Valero	ESP	13:48
1976	Carmen Valero	ESP	16:19	Tatyana Kazankina	URS	16:39	Gabriela Dorio	ITA	16:56
1977	Carmen Valero	ESP	17:26	Lyudmila Bragina	URS	17:28	Giana Romanova	URS	17:35
1978	Grete Waitz	NOR	16:19	Natalia Marasescu	ROU	16:49	Maricica Puica	ROU	16:59
1979	Grete Waitz	NOR	16:48	Raisa Smekhnova	URS	17:14	Ellison Goodall	USA	17:18
1980	Grete Waitz	NOR	15:05	Irina Bondarchuk	URS	15:49	Yelena Sipatova	URS	15:52
1981	Grete Waitz	NOR	14:07	Jan Merrill	USA	14:22	Yelena Sipatova	URS	14:22
1982	Maricica Puica	ROU	14:39	Fita Lovin	ROU	14:41	Grete Waitz	NOR	14:44
1983	Grete Waitz	NOR	13:29	Alison Wiley	CAN	13:37	Tatyana Pozdnyakova	URS	13:37
1984	Maricica Puica	ROU	15:56	Galina Zakharova	URS	15:58	Grete Waitz	NOR	15:58
1985	Zola Budd	ENG	15:01	Cathy Branta	USA	15:24	Ingrid Kristiansen	NOR	15:27
1986	Zola Budd	ENG	14:50	Lynn Jennings	USA	15:08	Annette Sergent	FRA	15:13
1987	Annette Sergent	FRA	16:46	Liz Lynch	SCO	16:48	Ingrid Kristiansen	NOR	16:51
1988	Ingrid Kristiansen	NOR	19:04	Angela Tooby	GBR	19:23	Annette Sergent	FRA	19:29
1989	Annette Sergent	FRA	22:27	Nadezhda Stepanova	URS	22:34	Lynn Williams	CAN	22:41
1990	Lynn Jennings	USA	19:21	Albertina Dias	POR	19:33	Yelena Romanova	URS	19:33
1991	Lynn Jennings	USA	20:24	Derartu Tulu	ETH	20:27	Liz McColgan	GBR	20:28
1992	Lynn Jennings	USA	21:16	Catherina McKiernan	IRL	21:18	Albertina Dias	POR	21:19
1993	Albertina Dias	POR	20:00	Catherina McKiernan	IRL	20:09	Lynn Jennings	USA	20:09
1994	Hellen Chepngeno	KEN	20:45	Catherina McKiernan	IRL	20:52	Conceição Ferreira	POR	20:52
1995	Derartu Tulu	ETH	20:21	Catherina McKiernan	IRL	20:29	Sally Barsosio	KEN	20:39
1996	Gete Wami	ETH	20:12	Rose Cheruiyot	KEN	20:18	Naomi Mugo	KEN	20:21
1997	Derartu Tulu	ETH	20:53	Paula Radcliffe	GBR	20:55	Gete Wami	ETH	21:00
1998	Sonia O'Sullivan	IRL	25:39	Paula Radcliffe	GBR	25:42	Gete Wami	ETH	25:49
1999	Gete Wami	ETH	28:00	Merima Denboba	ETH	28:12	Paula Radcliffe	GBR	28:12
2000	Derartu Tulu	ETH	25:42	Gete Wami	ETH	25:48	Susan Chepkemei	KEN	25:50
2001	Paula Radcliffe	GBR	27:49	Gete Wami	ETH	27:52	Lydia Cheromei	KEN	28:07
2002	Paula Radcliffe	GBR	26:55	Deena Drossin	USA	27:04	Colleen de Reuck	USA	27:17
2003	Worknesh Kidane	ETH	25:53	Deena Drossin	USA	26:02	Merima Denboba	ETH	26:28
2004	Benita Johnson	AUS	27:17	Ejagayou Dibaba	ETH	27:29	Worknesh Kidane	ETH	27:34
2005	Tirunesh Dibaba	ETH	26:34	Alice Timbilil	KEN	26:37	Worknesh Kidane	ETH	26:37
2006	Tirunesh Dibaba	ETH	25:21	Lornah Kiplagat	NED	25:26	Meselech Melkamu	ETH	25:38
2007	Lornah Kiplagat	NED	26:23	Tirunesh Dibaba	ETH	26:47	Meselech Melkamu	ETH	26:48
2008	Tirunesh Dibaba	ETH	25:10	Mestawet Tufa	ETH	25:15	Linet Masai	KEN	25:18
2009	Florence Kiplagat	KEN	26:13	Linet Masai	KEN	26:16	Meselech Melkamu	ETH	26:19

Teams

1973	England	40	Finland	73	USA	90
1974	England	28	Italy	50	Finland	61
1975	USA	44	New Zealand	50	Poland	61
1976	USSR	33	Italy	59	USA	64
1977	USSR	15	USA	48	New Zealand	76
1978	Romania	30	USA	37	England	55

YEAR	GOLD		SILVER		BRONZE	
1979	USA	29	USSR	48	England	68
1980	USSR	15	England	49	USA	49
1981	USSR	24	USA	36	Italy	89
1982	USSR	44	Italy	57	England	67
1983	USA	31	USSR	41	Canada	53
1984	USA	52	England	65	New Zealand	91
1985	USA	42	USSR	77	Romania	96
1986	England	65	New Zealand	67	France	76
1987	USA	46	France	50	USSR	55
1988	USSR	51	Great Britain & NI	61	France	72
1989	USSR	58	France	60	USA	68
1990	USSR	37	Ethiopia	75	Portugal	80
1991	Kenya	36	Ethiopia	36	USSR	48
1992	Kenya	47	USA	77	Ethiopia	96
1993	Kenya	52	Japan	93	France	100
1994	Portugal	55	Ethiopia	65	Kenya	75
1995	Kenya	26	Ethiopia	38	Kenya	84
1996	Kenya	24	Ethiopia	44	Romania	70
1997	Ethiopia	24	Kenya	34	Ireland	64
1998	Kenya	30	Ethiopia	37	Great Britain & NI	74
1999	Ethiopia	18	Kenya	27	Portugal	94
2000	Ethiopia	20	Kenya	23	United States	98
2001	Kenya	18	Ethiopia	70	France	77
2002	Ethiopia	28	United States	38	Kenya	41
2003	Ethiopia	17	Kenya	30	United States	36
2004	Ethiopia	26	Kenya	30	Great Britain & NI	74
2005	Ethiopia	16	Kenya	22	Portugal	86
2006	Ethiopia	16	Kenya	39	Japan	80
2007	Ethiopia	19	Kenya	26	Morocco	99
2008	Ethiopia	18	Kenya	22	Australia	84
2009	Kenya	14	Ethiopia	28	Portugal	72

JUNIOR WOMEN**Individuals**

1989	Malin Ewerlöf	SWE	15:23	Olga Nazarkina	URS	15:30	Esther Saina	KEN	15:41
1990	Liu Shixiang	CHN	14:19	Yan Qinglan	CHN	14:20	Susan Chepkemei	KEN	14:22
1991	Lydia Cheromei	KEN	13:59	Jane Ekimat	KEN	14:20	Melody Fairchild	USA	14:28
1992	Paula Radcliffe	GBR	13:30	Wang Junxia	CHN	13:35	Lydia Cheromei	KEN	13:43
1993	Gladys Ondo	KEN	14:04	Pamela Chepchumba	KEN	14:09	Sally Barsosio	KEN	14:11
1994	Sally Barsosio	KEN	14:04	Rose Cheruiyot	KEN	14:05	Elizabeth Cheptanui	KEN	14:15
1995	Annemari Sandell	FIN	14:04	Jebiwot Keitany	KEN	14:09	Nancy Kipron	KEN	14:17
1996	Kutre Dulecha	ETH	13:27	Annemari Sandell	FIN	13:32	Jepkorir Ayabei	KEN	13:35
1997	Rose Koskei	KEN	14:58	Prisca Jepleting	KEN	14:59	Ayelech Worku	ETH	15:02
1998	Yimenashu Taye	ETH	19:32	Jeruto Kiptum	KEN	19:34	Worknesh Kidane	ETH	19:34
1999	Werknesh Kidane	ETH	21:26	Vivian Cheruiyot	KEN	21:37	Yoshiko Fujinaga	JPN	21:41
2000	Vivian Cheruiyot	KEN	20:34	Alice Timbilil	KEN	20:35	Viola Kibiwott	KEN	20:36
2001	Viola Kibiwot	KEN	22:05	Abebech Nigussie	ETH	22:05	Aster Bacha	ETH	22:05
2002	Viola Kibiwott	KEN	20:13	Tirunesh Dibaba	ETH	20:14	Vivian Cheruiyot	KEN	20:22
2003	Tirunesh Dibaba	ETH	20:21	Peninah Chepchumba	KEN	20:22	Gelete Burka	ETH	20:28
2004	Meselech Melkamu	ETH	20:48	Aziza Aliye	ETH	20:53	Mestawet Tadesse	ETH	20:56
2005	Gelete Burka	ETH	20:12	Veronica Wanjiru	KEN	20:39	Beatrice Chepngeno	KEN	20:44
2006	Pauline Korikwang	KEN	19:27	Veronica Wanjiru	KEN	19:27	Mercy Kosgei	KEN	19:45
2007	Linet Masai	KEN	20:52	Mercy Kosgei	KEN	20:59	Veronica Wanjiru	KEN	21:10
2008	Genzebe Dibaba	ETH	19:59	Irine Cheptai	KEN	20:04	Emebet Eta'a	ETH	20:06
2009	Genzebe Dibaba	ETH	20:14	Mercy Cherono	KEN	20:17	Jackline Chepngeno	KEN	20:27

Teams

1989	Kenya	40	USSR	68	Portugal	84
1990	Kenya	19	Japan	44	PR of China	68
1991	Kenya	18	Ethiopia	40	Japan	43
1992	Ethiopia	55	Romania	59	Kenya	59
1993	Kenya	10	Japan	41	Ethiopia	61
1994	Kenya	11	Ethiopia	46	Japan	60
1995	Kenya	18	Ethiopia	31	Japan	56
1996	Kenya	21	Ethiopia	26	Japan	70
1997	Kenya	15	Japan	38	Ethiopia	39
1998	Ethiopia	16	Kenya	20	Japan	68
1999	Ethiopia	20	Kenya	31	Japan	46
2000	Kenya	12	Ethiopia	24	Japan	78
2001	Ethiopia	16	Kenya	20	Japan	59

YEAR	GOLD		SILVER		BRONZE	
2002	Kenya	13	Ethiopia	24	Japan	63
2003	Ethiopia	14	Kenya	22	Morocco	78
2004	Ethiopia	10	Kenya	36	Japan	67
2005	Kenya	16	Ethiopia	22	Japan	56
2006	Kenya	10	Ethiopia	29	Japan	58
2007	Kenya	13	Eritrea	33	Ethiopia	36
2008	Ethiopia	16	Kenya	20	Japan	57
2009	Ethiopia	18	Kenya	18	Japan	76

IAAF WORLD RACE WALKING CUP

Venues - 1961: Lugano (14/15 Oct); 1963: Varese (12/13 Oct); 1965: Pescara (9/10 Oct); 1967: Bad Saarow (15 Oct); 1970: Eschborn (10/11 Oct); 1973: Lugano (12/13 Oct); 1975: Le Grand Quevilly (11/12 Oct); 1977: Milton Keynes (24/25 Oct); 1979: Eschborn (29/30 Oct); 1981: Valencia (3/4 Oct); 1983: Bergen (24/25 Sep); 1985: St. John's, Isle of Man (28/29 Sep); 1987: New York (2/3 May); 1989: L'Hospitalet (27/28 May); 1991: San Jose (1/2 Jun); 1993: Monterrey (24/25 Apr); 1995: Beijing (29/30 Apr); 1997: Podebrady (19/20 Apr); 1999: Mézidon-Canon (1/2 May); 2002: Torino (Turin) (12/13 Oct); 2004: Naumburg (1/2 May); 2006: La Coruña (13/14 May); 2008: Cheboksary (10/11 May); 2010: Chihuahua (15/16 May)

MEN

20 Kilometres

1961	Ken Matthews	GBR	1:30:55	Lennart Back	SWE	1:32:12	George Williams	GBR	1:34:02
1963	Ken Matthews	GBR	1:30:11	Paul Nihill	GBR	1:33:19	Antal Kiss	HUN	1:33:38
1965	Dieter Lindner	GDR	1:28:10	Antal Kiss	HUN	1:29:09	Gerhard Sperling	GDR	1:31:30
1967	Mykola Smaga	URS	1:28:39	Volodya Holubnychiy	URS	1:28:58	Ron Laird	USA	1:29:13
1970	Hans-Georg Reimann	GDR	1:26:55	Volodya Holubnychiy	URS	1:27:22	Peter Frenkel	GDR	1:27:33
1973	Hans-Georg Reimann	GDR	1:29:31	Karl-Heinz Stadtmüller	GDR	1:29:36	Ron Laird	USA	1:30:45
1975	Karl-Heinz Stadtmüller	GDR	1:26:12	Bernhard Kannenberg	FRG	1:26:20	Peter Frenkel	GDR	1:26:54
1977	Daniel Bautista	MEX	1:24:02	Domingo Colín	MEX	1:24:31	Karl-Heinz Stadtmüller	GDR	1:24:51
1979	Daniel Bautista	MEX	1:18:49	Boris Yakovlev	URS	1:19:46	Mykola Vynnychenko	URS	1:20:05
1981	Ernesto Canto	MEX	1:23:52	Roland Wieser	GDR	1:24:12	Alessandro Pezzatini	ITA	1:24:24
1983	Jozef Pribilinec	TCH	1:19:30	Ernesto Canto	MEX	1:19:41	Anatoliy Solomin	URS	1:19:43
1985	José Marín	ESP	1:21:42	Maurizio Damilano	ITA	1:21:43	Viktor Mostovik	URS	1:22:01
1987	Carlos Mercenario	MEX	1:19:24	Viktor Mostovik	URS	1:19:32	Anatoliy Gorchkov	URS	1:20:04
1989	Frants Kostyukevich	URS	1:20:21	Mikhail Shchennikov	URS	1:20:34	Yevgeniy Misyulya	URS	1:20:47
1991	Mikhail Shchennikov	URS	1:20:43	Ernesto Canto	MEX	1:20:46	Thierry Toutain	FRA	1:20:56
1993	Daniel García	MEX	1:24:26	Valentí Massana	ESP	1:24:32	Alberto Cruz	MEX	1:24:37
1995	Li Zewen	CHN	1:19:44	Mikhail Shchennikov	RUS	1:19:58	Bernardo Segura	MEX	1:20:32
1997	Jefferson Pérez	ECU	1:18:24	Daniel García	MEX	1:18:27	Ilya Markov	RUS	1:18:30
1999	Bernardo Segura	MEX	1:20:20	Yu Guohui	CHN	1:20:21	Vladimir Andreyev	RUS	1:20:29
2002	Jefferson Pérez	ECU	1:21:26	Vladimir Andreyev	RUS	1:21:50	Alejandro López	MEX	1:22:01
2004	Jefferson Pérez	ECU	1:18:42	Robert Korzeniowski	POL	1:19:02	Nathan Deakes	AUS	1:19:11
2006	Francisco Javier Fernández	ESP	1:18:31	Jefferson Pérez	ECU	1:19:08	Han Yucheng	CHN	1:19:10
2008	Francisco Javier Fernández	ESP	1:18:15	Valeriy Borchin	RUS	1:18:21	Eder Sánchez	MEX	1:18:34

Teams

1993	Mexico	265	Italy	244	Spain	240
1995	PR of China	436	Italy	422	Mexico	420
1997	Russia	431	Belarus	413	Mexico	403
1999	Russia	19	Mexico	28	PR of China	29
2002	Russia	24	Belarus	28	Italy	34
2004	PR of China	18	Ecuador	35	Italy	35
2006	Spain	33	Australia	37	Russia	37
2008	Russia	11	Spain	22	Australia	47

50 Kilometres

1961	Abdon Pamich	ITA	4:25:38	Don Thompson	GBR	4:30:35	Åke Söderlund	SWE	4:36:48
1963	István Havasi	HUN	4:14:25	Ray Middleton	GBR	4:17:16	Ingvar Pettersson	SWE	4:19:11
1965	Christoph Höhne	GDR	4:03:14	Burkhard Leuschke	GDR	4:06:02	Abdon Pamich	ITA	4:06:41
1967	Christoph Höhne	GDR	4:09:09	Peter Selzer	GDR	4:11:40	Aleksandr Shcherbina	URS	4:13:07
1970	Christoph Höhne	GDR	4:04:36	Veniamin Soldatenko	URS	4:09:52	Burkhard Leuschke	GDR	4:11:10
1973	Bernd Kannenberg	FRG	3:56:51	Otto Barch	URS	3:57:11	Christoph Höhne	GDR	3:57:26
1975	Yevgeniy Lyungin	URS	4:03:42	Gerhard Weidner	FRG	4:09:58	Vladimir Svetnikov	URS	4:11:31
1977	Raúl González	MEX	4:04:16	Pedro Aroche	MEX	4:04:55	Paolo Grecucci	ITA	4:06:27
1979	Martín Bermúdez	MEX	3:43:36	Enrique Vera	MEX	3:43:59	Viktor Dorovskikh	URS	3:45:51
1981	Raúl González	MEX	3:48:30	Hartwig Gauder	GDR	3:52:18	Sandro Bellucci	ITA	3:54:57
1983	Raúl González	MEX	3:45:37	Sergey Yung	URS	3:48:26	Viktor Dorovskikh	URS	3:49:47

YEAR	FIRST	SECOND	THIRD
1985	Hartwig Gauder GDR 3:47:31	Andrey Perlov URS 3:49:23	Axel Noack GDR 3:56:53
1987	Ronald Weigel GDR 3:42:26	Hartwig Gauder GDR 3:42:52	Dietmar Meisch GDR 3:43:14
1989	Simon Baker AUS 3:43:13	Andrey Perlov URS 3:44:12	Stanislav Vezhel URS 3:44:50
1991	Carlos Mercenario MEX 3:42:03	Simon Baker AUS 3:46:36	Ronald Weigel GER 3:47:50
1993	Carlos Mercenario MEX 3:50:28	Jesús Ángel García ESP 3:52:44	Germán Sánchez MEX 3:54:15
1995	Zhao Yongsheng CHN 3:41:20	Jesús Ángel García ESP 3:41:54	Valentin Kononen FIN 3:42:50
1997	Jesús Ángel García ESP 3:39:54	Nikolay Matyukhin RUS 3:41:36	Valentin Kononen FIN 3:41:09
1999	Sergey Korepanov KAZ 3:39:22	Tomasz Lipiec POL 3:40:08	Nikolay Matyukhin RUS 3:40:13
2002	Aleksey Voyevodin RUS 3:40:59	German Skurygin RUS 3:42:08	Tomasz Lipiec POL 3:45:37
2004	Aleksey Voyevodin RUS 3:42:44	Yu Chaohong CHN 3:43:47	Yuriy Andronov RUS 3:46:49
2006	Denis Nizhegorodov RUS 3:38:02	Trond Nymark NOR 3:41:30	Yuriy Andronov RUS 3:42:38
2008	Denis Nizhegorodov RUS 3:34:14	Alex Schwazer ITA 3:37:04	Trond Nymark NOR 3:44:59

Teams

1993	Mexico 275	Spain 251	France 245
1995	Mexico 426	Russia 419	Spain 413
1997	Russia 434	Slovak Republic 415	Spain 407
1999	Russia 14	Spain 26	Germany 55
2002	Russia 7	France 59	PR of China 78
2004	Russia 8	PR of China 14	Spain 23
2006	Spain 20	Poland 38	PR of China 39
2008	Italy 28	Mexico 29	Spain 30

Lugano Trophy (discontinued after 1997)

1961	Great Britain & NI 53	Sweden 53	Italy 28
1963	Great Britain & NI 93	Hungary 64	Sweden 63
1965	GDR 117	Great Britain & NI 87	Hungary 64
1967	GDR 128	USSR 107	Great Britain & NI 104
1970	GDR 134	USSR 125	FRG 88
1973	GDR 139	USSR 134	Italy 104
1975	USSR 117	GDR 105	FRG 102
1977	Mexico 185	GDR 180	Italy 160
1979	Mexico 240	USSR 235	GDR 201
1981	Italy 227	USSR 227	Mexico 221
1983	USSR 231	Italy 189	Mexico 146
1985	GDR 234	USSR 234	Italy 233
1987	USSR 607	Italy 569	GDR 518
1989	USSR 585	Italy 534	France 516
1991	Italy 517	Germany 491	Mexico 487
1993	Mexico 540	Spain 491	Italy 487
1995	Mexico 846	Italy 815	PR of China 805
1997	Russia 865	Mexico 802	Belarus 801

Junior 10 Kilometres

2004	Sun Chao CHN 40:38	Eder Sánchez MEX 41:01	Benjamin Sánchez ESP 41:19
2006	Sergey Morozov RUS 40:26	Miguel Angel López ESP 41:41	Aleksey Grigoryev RUS 41:52
2008	Aleksey Bartsaykin RUS 39:57	Cheng Ding CHN 40:12	Denis Strelkov RUS 40:17

Teams

2004	Mexico 9	Russia 11	PR of China 13
2006	Russia 14	Belarus 14	Spain 28
2008	Russia 4	PR of China 7	Spain 10

WOMEN**5 Kilometres**

1979	Marion Fawkes GBR 22:51	Carol Tyson GBR 22:59	Thorill Gylder NOR 23:08
1981	Siw Gustavsson SWE 22:57	Aleksandra Derevinskaya URS 23:18	Lyudmila Khrushchova URS 23:26

10 Kilometres (replaced with 20Km from 1999)

1983	Xu Yongjiu CHN 45:14	Natalya Sharipova URS 45:26	Sue Cook AUS 45:27
1985	Yan Hong CHN 46:22	Guan Ping CHN 46:23	Olga Krishtop URS 46:24
1987	Olga Krishtop URS 43:22	Irina Strakhova URS 43:35	Jin Bingjie CHN 43:45
1989	Beate Anders GDR 43:08	Kerry Saxby AUS 43:12	Ileana Salvador ITA 43:24
1991	Irina Strakhova URS 43:55	Graciela Mendoza MEX 44:09	Yelena Sayko URS 44:11
1993	Wang Yan CHN 45:10	Sari Essayah FIN 45:18	Yelena Nikolayeva RUS 45:22
1995	Gao Hongmiao CHN 42:19	Yelena Nikolayeva RUS 42:32	Liu Hongyu CHN 42:49
1997	Irina Stankina RUS 41:52	Olimpiada Ivanova RUS 41:59	Gu Yan CHN 42:15

20 Kilometres

1999	Liu Hongyu CHN 1:27:32	Natalya Fedoskina RUS 1:27:35	Norica Cîmpean ROU 1:27:48
2002	Erica Alfridi ITA 1:28:55	Olimpiada Ivanova RUS 1:28:57	Natalya Fedoskina RUS 1:28:59

YEAR	FIRST	SECOND	THIRD
2004	Yelena Nikolayeva RUS 1:27:24	Jiang Jing CHN 1:27:34	Maria Vascó ESP 1:27:36
2006	Rita Turova BLR 1:26:27	Olimpiada Ivanova RUS 1:27:26	Irina Petrova RUS 1:27:46
2008	Olga Kaniskina RUS 1:25:42	Tatyana Sibileva RUS 1:26:29	Vera Santos POR 1:28:17

Eschborn Cup

1979	Great Britain & NI	85	Sweden	74	Norway	69
1981	USSR	105	Sweden	104	Australia	90
1983	PR of China	132	USSR	130	Australia	126
1985	PR of China	104	USSR	98	Canada	74
1987	USSR	203	Spain	174	Australia	167
1989	USSR	218	PR of China	212	Italy	203
1991	USSR	203	Italy	180	Mexico	162
1993	Italy	196	PR of China	193	Russia	193
1995	PR of China	443	Italy	427	Russia	422
1997	Russia	440	Italy	435	PR of China	425
1999	PR of China	13	Russia	16	Mexico	54
2002	Russia	9	Italy	26	Romania	42
2004	PR of China	18	Russia	28	Romania	41
2006	Russia	10	PR of China	19	Belarus	25

Junior Women's 10 Kilometres

2004	Vera Sokolova RUS 45:29	Anna Bragina RUS 46:15	Zhang Nan CHN 47:18
2006	Vera Sokolova RUS 44:49	Alexandra Kudryashova RUS 44:52	Chai Xue CHN 45:04
2008	Tatyana Kalmykova RUS 42:44	Irina Yumanova RUS 43:23	Elmira Alembekova RUS 44:39

Teams

2004	Russia	3	Poland	16	Greece	22
2006	Russia	3	Ukraine	11	Belarus	15
2008	Russia	7	Portugal	24	Spain	38

IAAF WORLD HALF MARATHON CHAMPIONSHIPS

(Incorporating the IAAF World Road Running Championships in 2006 & 2007)

Venues - 1992: Tyneside (19/20 Sep); 1993: Bruxelles (3 Oct); 1994: Oslo (24 Sep); 1995: Montbéliard (1 Oct); 1996: Palma de Mallorca (29 Sep); 1997: Kosice (4 Oct); 1998: Uster (26 Sep); 1999: Palermo (3 Oct); 2000: Veracruz (12 Nov); 2004: New Delhi (3 Oct); 2005: Edmonton (1 Oct); 2006: Debrecen (World Road Running Championships, 8 Oct); 2007: Udine (World Road Running Championships, 14 Oct); 2008: Rio de Janeiro (5 Oct); 2009: *Birmingham (11 Oct)*; 2010: *Nanning (9 Oct)*

MEN**Individuals**

1992	Benson Masya KEN 60:24	Antonio Silio ARG 60:40	Boay Akonay TAN 60:45
1993	Vincent Rousseau BEL 61:16	Steve Moneghetti AUS 61:10	Carl Thackery GBR 61:13
1994	Khalid Skah MAR 60:27	German Silva MEX 60:28	Ronaldo da Costa BRA 60:54
1995	Moses Tanui KEN 61:45	Paul Yego KEN 61:46	Charles Tangus KEN 61:50
1996	Stefano Baldini ITA 61:17	Josphat Kiprono KEN 61:30	Tendai Chimusasa ZIM 62:00
1997	Shem Kororia KEN 59:56	Moses Tanui KEN 59:58	Kenneth Cheruiyot KEN 60:00
1998	Paul Koech KEN 60:01	Hendrick Ramaala RSA 60:24	Khalid Skah MAR 60:24
1999	Paul Tergat KEN 61:50	Hendrick Ramaala RSA 61:50	Tesfaye Jifar ETH 61:51
2000	Paul Tergat KEN 63:47	Faustin Baha TAN 63:48	Tesfaye Jifar ETH 63:50
2001	Haile Gebrselassie ETH 60:03	Tesfaye Jifar ETH 60:04	John Yuda TAN 60:12
2002	Paul Kosgei KEN 60:39	Jaouad Gharib MAR 60:42	John Yuda TAN 60:57
2003	Martin Lel KEN 60:49	Fabiano Joseph TAN 60:52	Martin Sulle TAN 60:56
2004	Paul Kirui KEN 62:15	Fabiano Joseph TAN 62:31	Abdullah Ahmad Hassan QAT 62:36
2005	Fabiano Joseph TAN 61:08	Mubarak Hassan Shami QAT 61:09	Yonas Kifle ERI 61:13
2006 ^{20k}	Zersenay Tadese ERI 56:01	Robert Kipchumba KEN 56:41	Wilson Kiprotich KEN 57:15
2007	Zersenay Tadese ERI 58:59	Patrick Makau KEN 59:02	Evans Cheruiyot KEN 59:05
2008	Zersenay Tadese ERI 59:56	Patrick Makau KEN 61:54	Ahmad Hassan Abdullah QAT 61:57

Teams

1992	Kenya	3:02:25	Great Britain & NI	3:04:54	Brazil	3:05:56
1993	Kenya	3:05:40	Australia	3:05:43	Great Britain & NI	3:06:10
1994	Kenya	3:03:36	Mexico	3:03:47	Morocco	3:05:58
1995	Kenya	3:05:21	Spain	3:07:51	Italy	3:08:31
1996	Italy	3:07:42	Spain	3:08:36	Japan	3:08:43
1997	Kenya	2:59:54	South Africa	3:03:34	Ethiopia	3:03:46

YEAR	FIRST	SECOND	THIRD	
1998	South Africa	3:02:21 Kenya	3:03:07 Ethiopia	3:05:18
1999	South Africa	3:06:01 Ethiopia	3:06:03 Kenya	3:06:03
2000	Kenya	3:11:38 Ethiopia	3:14:45 Belgium	3:18:35
2001	Ethiopia	3:00:31 Kenya	3:02:53 Tanzania	3:05:18
2002	Kenya	3:04:42 Japan	3:07:12 Ethiopia	3:07:25
2003	Tanzania	3:03:01 Kenya	3:03:09 Ethiopia	3:07:34
2004	Kenya	3:07:55 Ethiopia	3:08:37 Uganda	3:13:48
2005	Ethiopia	3:06:18 Eritrea	3:07:05 Japan	3:08:30
2006	Kenya	2:51:18 Eritrea	2:53:19 Ethiopia	2:54:17
2007	Kenya	2:58:54 Eritrea	2:59:08 Ethiopia	3:01:15
2008	Kenya	3:07:24 Eritrea	3:09:40 Qatar	3:10:52

JUNIOR MEN (Discontinued after 1993)**Individuals**

1992	Kadessa Tadesse	ETH	64:51	Melk Mothuli	RSA	65:01	Francesco Ingargiola	ITA	65:18
1993	Melk Mothuli	RSA	62:11	Biruk Bekele	ETH	63:32	Isaac Radebe	RSA	63:35

Teams

1992	Italy	3:17:39	Ethiopia	3:18:56	South Africa	3:20:04
1993	South Africa	3:09:46	Ethiopia	3:13:34	Italy	3:17:12

WOMEN**Individuals**

1992	Liz McColgan	GBR	68:53	Megumi Fujiwara	JPN	69:21	Rosanna Munerotto	ITA	69:38
1993	Conceição Ferreira	POR	70:07	Mari Tanigawa	JPN	70:09	Tegla Loroupe	KEN	70:12
1994	Elana Meyer	RSA	68:36	Iulia Negura	ROU	69:15	Anuta Catuna	ROU	69:35
1995	Valentina Yegorova	RUS	69:58	Cristina Pomacu	ROU	70:22	Anuta Catuna	ROU	70:28
1996	Ren Xiujian	CHN	70:39	Lidia Simon	ROU	70:57	Aura Buia	ROU	71:01
1997	Tegla Loroupe	KEN	68:14	Cristina Pomacu	ROU	68:43	Lidia Simon	ROU	69:05
1998	Tegla Loroupe	KEN	68:29	Elana Meyer	RSA	68:32	Lidia Simon	ROU	68:58
1999	Tegla Loroupe	KEN	68:48	Mizuki Noguchi	JPN	69:12	Catherine Ndereba	KEN	69:23
2000	Paula Radcliffe	GBR	69:07	Susan Chepkemei	KEN	69:40	Lidia Simon	ROU	70:24
2001	Paula Radcliffe	GBR	66:47	Susan Chepkemei	KEN	67:36	Berhane Adere	ETH	68:17
2002	Berhane Adere	ETH	69:06	Susan Chepkemei	KEN	69:13	Jelena Prokopchuka	LAT	69:15
2003	Paula Radcliffe	GBR	67:35	Berhane Adere	ETH	69:02	Benita Johnson	AUS	69:26
2004	Sun Yingjie	CHN	68:40	Lydia Cheromei	KEN	69:00	Constantina Tomescu-Dita	ROU	69:07
2005	Constantina Tomescu-Dita	ROU	69:17	Lornah Kiplagat	NED	70:19	Susan Chepkemei	KEN	70:20
2006 ^{20K}	Lornah Kiplagat	NED	63:21	Constantina Tomescu-Dita	ROU	63:23	Rita Jeptoo	KEN	63:47
2007	Lornah Kiplagat	NED	66:25	Mary Keitany	KEN	66:48	Pamela Chepchumba	KEN	68:06
2008	Lornah Kiplagat	NED	68:37	Asselefech Mergia	ETH	69:57	Pamela Chepchumba	KEN	70:01

Teams

1992	Japan	3:30:39	Great Britain & NI	3:33:05	Romania	3:33:37
1993	Romania	3:32:18	Japan	3:32:22	Portugal	3:34:12
1994	Romania	3:29:03	Norway	3:33:36	Japan	3:35:39
1995	Romania	3:31:29	Russia	3:33:12	Spain	3:34:26
1996	Romania	3:33:05	France	3:38:44	Italy	3:41:28
1997	Romania	3:27:40	Kenya	3:27:57	Japan	3:31:38
1998	Kenya	3:29:43	Romania	3:32:19	Spain	3:34:18
1999	Kenya	3:27:40	Japan	3:30:06	Romania	3:31:21
2000	Romania	3:34:22	Japan	3:36:25	Russia	3:45:41
2001	Kenya	3:28:04	Japan	3:30:08	Ethiopia	3:30:20
2002	Kenya	3:28:22	Russia	3:30:05	Ethiopia	3:30:58
2003	Russia	3:30:16	Japan	3:34:23	Romania	3:35:07
2004	Ethiopia	3:36:00	Romania	3:36:08	Russia	3:38:21
2005	Romania	3:31:00	Russia	3:33:05	Japan	3:35:42
2006	Kenya	3:15:55	Ethiopia	3:18:50	Japan	3:19:00
2007	Kenya	3:23:33	Ethiopia	3:25:51	Japan	3:27:39
2008	Ethiopia	3:30:59	Kenya	3:31:24	Japan	3:40:58

IAAF WORLD MARATHON CUP

Venues - 1985: Hiroshima (13/14 Apr); 1987: Seoul (11/12 Apr); 1989: Milano (15/16 Apr); 1991: London (21 Apr); 1993: San Sebastián (31 Oct); 1995: Athína (9 Apr); 1997: Athína (Men – 10 Aug, Women – 9 Aug); 1999: Sevilla (Men – 28 Aug, Women – 29 Aug); 2001: Edmonton (Men – 3 Aug, Women – Aug 12); 2003: Paris (Men – 30 Aug, Women – 31 Aug); 2005: Helsinki (Men – 13 Aug, Women – 14 Aug); 2007: Osaka (Men – 25 Aug, Women – 2 Sep); 2009: Berlin (Men – 22 Aug; Women – 23 Aug); 2011: Daegu; 2013: Moskva

YEAR	FIRST	SECOND	THIRD
------	-------	--------	-------

MEN**Individuals**

1985	Ahmed Salah	DJI	2:08:09	Takeyuki Nakayama	JPN	2:18:15	Djama Robleh	DJI	2:08:26
1987	Ahmed Salah	DJI	2:10:55	Taisuke Kodama	JPN	2:11:23	Salvatore Bettiol	ITA	2:11:28
1989	Metaferia Zeleke	ETH	2:10:28	Dereje Nedi	ETH	2:10:36	Gianni Poli	ITA	2:10:49
1991	Yakov Tolstikov	URS	2:09:18	Manuel Matias	POR	2:10:21	Jan Huruk	POL	2:10:21
1993	Richard Nerurkar	GBR	2:10:03	Severino Bernardini	ITA	2:10:12	Kebede Gemechu	ETH	2:10:16
1995	Douglas Wakiihuri	KEN	2:12:01	Takahiro Sunada	JPN	2:13:16	Davide Milesi	ITA	2:13:23
1997	Abel Antón	ESP	2:13:16	Martín Fiz	ESP	2:13:21	Steve Moneghetti	AUS	2:14:16
1999	Abel Antón	ESP	2:13:36	Vincenzo Modica	ITA	2:14:03	Nobuyuki Sato	JPN	2:14:07
2001	Gezahegn Abera	ETH	2:12:42	Simon Biwott	KEN	2:12:43	Stefano Baldini	ITA	2:13:18
2003	Jaouad Gharib	MAR	2:08:31	Julio Rey	ESP	2:08:38	Stefano Baldini	ITA	2:09:14
2005	Jaouad Gharib	MAR	2:10:10	Christopher Isegwe	TAN	2:10:21	Tsuyoshi Ogata	JPN	2:11:16
2007	Luke Kibet	KEN	2:15:59	Mubarak Hassan Shami	QAT	2:17:18	Viktor Röthlin	SUI	2:17:25

Teams

1985	Djibouti	6:27:08	Japan	6:31:43	Ethiopia	6:32:46
1987	Italy	6:36:38	Japan	6:39:23	France	6:43:46
1989	Ethiopia	6:37:20	Italy	6:37:51	France	6:38:51
1991	Great Britain & NI	6:34:59	Portugal	6:35:55	Poland	6:36:12
1993	Ethiopia	6:31:17	Italy	6:32:41	Great Britain & NI	6:34:06
1995	Italy	6:43:42	France	6:48:47	Spain	6:51:05
1997	Spain	6:43:30	Italy	6:55:33	Brazil	7:02:56
1999	Italy	6:45:16	Japan	6:45:42	Ethiopia	6:50:11
2001	Ethiopia	6:43:32	Japan	6:48:36	Italy	6:51:56
2003	Japan	6:30:43	Italy	6:32:19	South Africa	6:35:54
2005	Japan	6:38:39	Kenya	6:46:38	Ethiopia	6:52:14
2007	Japan	6:54:23	Korea	7:12:08	Kenya	7:12:33

WOMEN**Individuals**

1985	Katrin Dörre	GDR	2:33:30	Zoya Ivanova	URS	2:34:17	Karolina Szabó	HUN	2:34:57
1987	Zoya Ivanova	URS	2:30:39	Maria Lelut	FRA	2:31:27	Katrin Dörre	GDR	2:31:30
1989	Sue Marchiano	USA	2:30:48	Miyako Miyahara	JPN	2:35:36	Uta Pippig	GDR	2:35:17
1991	Rosa Mota	POR	2:26:14	Francie Larrieu Smith	USA	2:27:35	Valentina Yegorova	URS	2:28:18
1993	Wang Junxia	CHN	2:28:16	Zhang Linli	CHN	2:29:42	Zhang Lirong	CHN	2:29:45
1995	Anuta Catuna	ROU	2:31:10	Lidia Simon	ROU	2:31:46	Cristina Pomacu	ROU	2:32:09
1997	Hiromi Suzuki	JPN	2:29:48	Manuela Machado	POR	2:31:12	Lidia Simon	ROU	2:31:55
1999	Jong Song-Ok	PRK	2:26:59	Ari Ichihashi	JPN	2:27:02	Lidia Simon	ROU	2:27:41
2001	Lidia Simon	ROU	2:26:01	Reiko Tosa	JPN	2:26:06	Svetlana Zakharova	RUS	2:26:18
2003	Catherine Ndereba	KEN	2:23:55	Mizuki Noguchi	JPN	2:24:14	Masako Chiba	JPN	2:25:09
2005	Paula Radcliffe	GBR	2:20:57	Catherine Ndereba	KEN	2:22:01	Constantina Tomescu-Dita	ROU	2:23:19
2007	Catherine Ndereba	KEN	2:30:37	Zhou Chunxiu	CHN	2:30:45	Reiko Tosa	JPN	2:30:55

Teams

1985	Italy	7:51:27	USSR	7:53:22	GDR	8:00:02
1987	USSR	7:34:33	GDR	7:42:10	France	7:46:41
1989	USSR	7:51:29	United States	7:56:17	China	7:57:07
1991	USSR	7:30:21	Italy	7:36:37	France	7:38:51
1993	PR of China	7:27:43	Spain	7:33:55	Russia	7:44:07
1995	Romania	7:35:05	Russia	7:47:39	Italy	7:50:46
1997	Japan	7:38:57	Romania	7:52:18	Italy	7:56:31
1999	Japan	7:27:52	Romania	7:34:37	Germany	7:35:41
2001	Japan	7:22:36	Russia	7:26:00	Romania	7:29:44
2003	Japan	7:14:48	Ethiopia	7:24:56	Russia	7:31:04
2005	Kenya	7:12:37	Japan	7:16:35	Great Britain & NI	7:27:04
2007	Kenya	7:35:02	PR of China	7:35:52	Japan	7:37:39

IAAF COMBINED EVENTS CHALLENGE

MEN

1998	Erki Nool	EST	25,967	Jón Arnar Magnússon	ISL	25,708	Roman Sebrle	CZE	25,604
1999	Tomás Dvorák	CZE	26,476	Roman Sebrle	CZE	25,184	Chris Huffins	USA	25,067
2000	Erki Nool	EST	26,089	Tomás Dvorák	CZE	26,018	Roman Sebrle	CZE	25,591
2001	Tomás Dvorák	CZE	25,943	Erki Nool	EST	25,839	Lev Lobodin	RUS	25,044
2002	Roman Sebrle	CZE	26,301	Tom Pappas	USA	25,506	Lev Lobodin	RUS	25,179
2003	Tom Pappas	USA	26,119	Roman Sebrle	CZE	26,047	Laurent Hernu	FRA	24,244
2004	Roman Sebrle	CZE	25,952	Bryan Clay	USA	25,602	Dmitriy Karpov	KAZ	25,336
2005	Roman Sebrle	CZE	25,391	Bryan Clay	USA	25,199	Attila Zsivóczy	HUN	25,185

YEAR	FIRST	SECOND	THIRD
2006	Dmitriy Karpov KAZ 25,145	Roman Sebrle CZE 25,029	Attila Zsivóczy HUN 24,950
2007	Roman Sebrle CZE 25,261	Maurice Smith JAM 25,220	Aleksey Drozdov RUS 24,972
2008	Andrey Kravchenko BLR 25,448	Leonel Suárez CUB 25,344	Aleksandr Pogorelov RUS 24,804

WOMEN

1998	Urszula Wlodarczyk POL 19,235	Irina Belova RUS 19,146	Remigija Nazarovienė LTU 19,053
1999	Eunice Barber FRA 19,880	Sabine Braun GER 19,271	Irina Belova RUS 19,115
2000	Sabine Braun GER 19,151	Natalya Roshchupkina RUS 19,127	Natalya Sazanovich BLR 19,047
			Urszula Wlodarczyk POL 19,047
2001	Yelena Prokhorova RUS 19,624	Natalya Roshchupkina RUS 19,357	Natalya Sazanovich BLR 19,264
2002	Sabine Braun GER 18,987	Shelia Burrell USA 18,747	Austra Skujyte LTU 18,570
2003	Carolina Klüft SWE 20,295	Yelena Prokhorova RUS 19,019	Larisa Netseporuk EST 18,482
2004	Carolina Klüft SWE 20,541	Kelly Sotherton GBR 19,072	Nataliya Dobrynska UKR 18,825
2005	Carolina Klüft SWE 20,399	Eunice Barber FRA 20,388	Kelly Sotherton GBR 19,150
2006	Carolina Klüft SWE 20,124	Lyudmila Blonska UKR 19,232	Lilly Schwarzkopf GER 19,168
2007	Lyudmila Blonska UKR 19,895	Jessica Ennis GBR 19,256	Austra Skujyte LTU 18,994
2008	Hyleas Fountain USA 19,759	Tatyana Chernova RUS 19,575	Nataliya Dobrynska UKR 19,430

IAAF RACE WALKING CHALLENGE

MEN

2003	Robert Korzeniowski POL 33	Francisco Javier Fernández ESP 28	Aigars Fadejevs LAT 23
2004	Robert Korzeniowski POL 28	Jefferson Pérez ECU 27	Ivano Brugnetti ITA 27
2005	Francisco Javier Fernández ESP 30	Nathan Deakes AUS 29	Juan Manuel Molina ESP 19
2006	Francisco Javier Fernández ESP 28	Ilya Markov RUS 28	Hatem Ghoula TUN 20
2007	Luke Adams AUS 36	Erik Tysse NOR 33	Francisco Javier Fernández ESP 32
2008	Jared Tallent AUS 46	Jefferson Pérez ECU 40	Eder Sánchez MEX 38

WOMEN

2003	Gillian O'Sullivan IRL 29	Kjersti Plätzer NOR 24	Elisabetta Perrone ITA 22
2004	Elisa Rigaudó ITA 30	Claudia Stef ROU 26	María Vasco ESP 24
2005	Rita Turova BLR 29	Susana Feitór POR 24	Claudia Stef ROU 22
2006	Claudia Stef ROU 28	Rita Turova BLR 20	Jane Saville AUS 18
2007	Rita Turova BLR 40	Kjersti Plätzer NOR 37	Sabine Zimmer GER 27
2008	Kjersti Plätzer NOR 46	Athanasía Tsoumeléka GRE 31	Claudia Stef ROU 28

DISCONTINUED EVENTS

IAAF WORLD 15 KILOMETRE ROAD RACE FOR WOMEN

Venues - 1983: San Diego (10km: 4 Dec); 1984: Madrid (10km: 11 Nov); 1985: Gateshead (2 Dec); 1986: Lisboa (9 Nov); 1987: Monte Carlo (21 Nov); 1988: Adelaide (20 Mar); 1989: Rio de Janeiro (23 Sep); 1990: Dublin (14 Oct); 1991: Nieuwegein (13 Oct). Discontinued after 1991

Individuals

1983	Wendy Sly GBR 32:23	Betty Springs USA 32:23	Lesley Welsh USA 32:41
1984	Aurora Cunha POR 33:04	Rosa Mota POR 33:18	Carole Bradford GBR 33:25
1985	Aurora Cunha POR 49:17	Judi St.Hilaire USA 49:25	Carole Bradford GBR 49:59
1986	Aurora Cunha POR 48:31	Rosa Mota POR 48:35	Carla Beurskens NED 48:36
1987	Ingrid Kristiansen NOR 47:17	Nancy Tinari CAN 48:53	Maria Curatolo ITA 49:15
1988	Ingrid Kristiansen NOR 48:24	Wang Xiuting CHN 50:18	Zoya Ivanova URS 50:28
1989	Wang Xiuting CHN 49:34	Zhong Huandi CHN 49:44	Aurora Cunha POR 50:06
1990	Iulia Negura ROU 50:14	Francie Larrieu Smith USA 50:15	Zhong Huandi CHN 50:19
1991	Iulia Negura ROU 48:42	Andrea Wallace GBR 48:43	Uta Pippig GER 48:44

Teams (Aggregate times in 1984, otherwise place points)

1983	United States 12	Canada 19	Ireland 32
1984	Great Britain & NI 1:41:24	Portugal 1:42:33	United States 1:43:11
1985	Great Britain & NI 19	USSR 20	United States 36
1986	USSR 20	Portugal 24	United States 26
1987	Portugal 32	USSR 32	Great Britain & NI 46
1988	USSR 21	China 31	Portugal 37
1989	China 10	Portugal 15	USSR 24
1990	Portugal 27	USSR 47	FRG 62
1991	Germany 22	Romania 24	USSR 31

YEAR GOLD

SILVER

BRONZE

IAAF WORLD ROAD RELAY CHAMPIONSHIPS

Venues - 1992: Funchal (Madeira: 9/10 May); 1994: Litókhoron (16/17 Apr); 1996: København (13/14 Apr); 1998: Manaus (18/19 Apr). Discontinued after 1998

MEN

1992	Kenya	2:00:02	Portugal	2:01:34	Great Britain & NI	2:02:34
1994	Morocco	1:57:56	Ethiopia	1:58:51	Kenya	2:00:51
1996	Kenya	2:00:40	Brazil	2:01:24	Ethiopia	2:01:50
1998	Kenya	2:01:13	Ethiopia	2:03:47	Brazil	2:04:50

WOMEN

1992	Portugal	2:20:14	Denmark	2:24:42	Spain	2:25:06
1994	Russia	2:17:19	Ethiopia	2:19:09	Romania	2:19:18
1996	Ethiopia	2:16:04	Romania	2:18:41	Japan	2:18:58
1998	Ethiopia	2:21:15	Kenya	2:21:49	Romania	2:24:13

IAAF GRAND PRIX

Venues - 1985: Roma (7 Sep); 1986: Roma (10 Sep); 1987: Bruxelles (11 Sep); 1988: Berlin (26 Aug); 1989: Monte Carlo (1 Sep); 1990: Athína (7 Sep); 1991: Barcelona (20 Sep); 1992: Torino (4 Sep); 1993: London (10 Sep); 1994: Paris (3 Sep); 1995: Monte Carlo (9 Sep); 1996: Milano (7 Sep); 1997: Fukuoka (13 Sep); 1998: Moskva (5 Sep); 1999: München (11 Sep); 2000: Doha (5 Oct); 2001: Melbourne (9 Sep); 2002: Paris (14 Sep). Replaced with World Athletics Final from 2003

OVERALL AWARDS**MEN**

1985	Doug Padilla	USA	63	Mike Franks	USA	60	Sergey Bubka	URS	59
1986	Saïd Aouita	MAR	63	Andre Phillips	USA	61	Steve Scott	USA	61
1987	Tonie Campbell	USA	63	Greg Foster	USA	59	Sergey Bubka	RUS	58
1988	Saïd Aouita	MAR	63	Mike Conley	USA	61	Danny Harris	USA	58
1989	Saïd Aouita	MAR	69	Roger Kingdom	USA	63	Steve Backley	GBR	63
1990	Leroy Burrell	USA	63	Noureddine Morceli	ALG	61	Danny Harris	USA	59
1991	Sergey Bubka	URS	69	Jan Zelezny	TCH	63	Michael Johnson	USA	63
1992	Kevin Young	USA	63	Werner Günthör	SUI	63	Igor Astapkovich	BLR	59
1993	Sergey Bubka	UKR	72	Jan Zelezny	CZE	72	Colin Jackson	GBR	72
1994	Noureddine Morceli	ALG	78	Samuel Matete	ZAM	72	Mike Conley	USA	72
1995	Moses Kiptanui	KEN	84	Jan Zelezny	CZE	72	Mark Crear	USA	72
1996	Daniel Komen	KEN	103	Jonathan Edwards	GBR	99	Dennis Mitchell	USA	95
1997	Wilson Kipketer	DEN	114	Lars Riedel	GER	99	Mark Crear	USA	95
1998	Hicham El Guerrouj	MAR	136	Haile Gebrselassie	ETH	114	Denis Kapustin	RUS	97
1999	Bernard Barmasai	KEN	111	Kóstas Gatsioudis	GRE	109	Wilson Kipketer	DEN	108
2000	Angelo Taylor	USA	101	Yuriy Belonog	UKR	94	Adam Nelson	USA	93
2001	André Bucher	SUI	102	Allen Johnson	USA	101	Hicham El Guerrouj	MAR	100
2002	Hicham El Guerrouj	MAR	116	Felix Sánchez	DOM	116	Christian Olsson	SWE	102

WOMEN

1985	Mary Slaney	USA	69	Stefka Kostadinova	BUL	63	Judi Brown King	USA	63
1986	Yordanka Donkova	BUL	69	Maricica Puica	ROU	65	Tsvetanka Khristova	BUL	63
1987	Merlene Ottey	JAM	63	Doina Melinte	ROU	63	Stefka Kostadinova	BUL	61
1988	Paula Ivan	ROU	63	Grace Jackson	JAM	63	Ana Fidelia Quirot	CUB	57
1989	Paula Ivan	ROU	67	Galina Chistyakova	URS	63	Sandra Farmer-Patrick	USA	63
1990	Merlene Ottey	JAM	63	Heike Drechsler	GDR	63	Petra Felke	GDR	63
1991	Heike Henkel	GER	63	Merlene Ottey	JAM	63	Natalya Artyomova	URS	63
1992	Heike Drechsler	GER	63	Merlene Ottey	JAM	63	Trine Hattestad	NOR	59
1993	Sandra Farmer-Patrick	USA	72	Sonia O'Sullivan	IRL	72	Stefka Kostadinova	BUL	72
1994	Jackie Joyner-Kersey	USA	72	Svetla Dimitrova	BUL	72	Sonia O'Sullivan	IRL	72
1995	Maria Mutola	MOZ	78	Anna Biryukova	RUS	72	Gwen Torrence	USA	72
1996	Ludmila Engquist	SWE	93	Merlene Ottey	JAM	90	Michelle Freeman	JAM	85
1997	Astrid Kumbernuss	GER	99	Deon Hemmings	JAM	93	Kim Batten	USA	91
1998	Marion Jones	USA	130	Svetlana Masterkova	RUS	107	Falilat Ogunkoya	NGR	98
1999	Gabriela Szabo	ROU	108	Maria Mutola	MOZ	108	Deon Hemmings	JAM	104
2000	Trine Hattestad	NOR	110	Gail Devers	USA	104	Violeta Szekely	ROU	94
2001	Violeta Szekely	ROU	116	Maria Mutola	MOZ	105	Tatyana Tereshchuk	UKR	96
2002	Gail Devers	USA	111	Tayna Lawrence	JAM	109	Ana Guevara	MEX	108

EVENT WINNERS**100 Metres**

1986	Chidi Imoh	NGR
1988	Chidi Imoh	NGR
1990	Leroy Burrell	USA
1992	Dennis Mitchell	USA
1994	Dennis Mitchell	USA
1996	Dennis Mitchell	USA
1998	Frankie Fredericks	NAM
2000	Darren Campbell	GBR
2002	Jon Drummond	USA

200 Metres

1985	Calvin Smith	USA
1987	Thomas Jefferson	USA
1989	Robson da Silva	BRA
1991	Michael Johnson	USA
1993	Frankie Fredericks	NAM
1995	Michael Johnson	USA
1997	Frankie Fredericks	NAM
1999	Claudinei da Sliva	BRA
2001	Shawn Crawford	USA

400 Metres

1985	Michael Franks	USA
1987	Innocent Egbunike	NGR
1989	Danny Everett	USA
1991	Roger Black	GBR
1993	David Grindley	GBR
1994	Derek Mills	USA
1996	Michael Johnson	USA
1998	Mark Richardson	GBR
2000	Mark Richardson	GBR
2002	Michael Blackwood	JAM

800 Metres

1986	José Luiz Barbosa	BRA
1988	Tom McKean	GBR
1990	Nixon Kiprotich	KEN
1992	Nixon Kiprotich	KEN
1995	Benson Koech	KEN
1997	Wilson Kipketer	DEN
1999	Wilson Kipketer	DEN
2001	André Bucher	SUI

1500 Metres/One Mile (y)

1985	Steve Scott	USA
1986/y	Steve Scott	USA
1987	Abdi Bile	SOM
1988/y	Saïd Aouita	MAR
1989	Abdi Bile	SOM
1990/y	Noureddine Morceli	ALG
1991	Noureddine Morceli	ALG
1992/y	Wilfred Kirochi	KEN
1993	Noureddine Morceli	ALG
1994	Noureddine Morceli	ALG
1996	Hicham El Guerrouj	MAR
1997/y	Robert Andersen	DEN
1998	Hicham El Guerrouj	MAR
1999	Noah Ngeny	KEN
2000	Noah Ngeny	KEN
2001	Hicham El Guerrouj	MAR
2002	Hicham El Guerrouj	MAR

3000 Metres/5000 Metres

1985/5K	Doug Padilla	USA
1986/5K	Saïd Aouita	MAR
1987/5K	Arturo Barrios	MEX
1988/5K	Eamonn Martin	GBR
1989/5K	Arturo Barrios	MEX
1990/5K	Khalid Skah	MAR
1991/5K	Brahim Boutayeb	MAR
1992/5K	Paul Bitok	KEN
1993/5K	Ismael Kirui	KEN
1994/5K	Khalid Skah	MAR
1995/3K	Haile Gebrselassie	ETH
1996/5K	Daniel Komen	KEN
1997/5K	Khalid Boulami	MAR
1998/3K	Haile Gebrselassie	ETH
1999/3K	Benjamin Limo	KEN
2000/3K	Luke Kipkosgei	KEN
2001/3K	Paul Bitok	KEN
2002/3K	Abraham Chebii	KEN

3000 Metres Steeplechase

1986	William Van Dijck	BEL
1988	Julius Kariuki	KEN
1990	Julius Kariuki	KEN
1991	Moses Kiptanui	KEN
1993	Patrick Sang	KEN
1995	Moses Kiptanui	KEN
1997	Joseph Keter	KEN
1999	Bernard Barmasai	KEN
2001	Brahim Boulami	MAR

110 Metres Hurdles

1985	Mark McKoy	CAN
1987	Tonie Campbell	USA
1989	Roger Kingdom	USA
1991	Tony Dees	USA
1993	Colin Jackson	GBR
1995	Mark Crear	USA
1997	Mark Crear	USA
1999	Mark Crear	USA
2001	Anier García	CUB

400 Metres Hurdles

1986	Andre Phillips	USA
1988	Danny Harris	USA
1990	Danny Harris	USA
1992	Kevin Young	USA
1994	Samuel Matete	ZAM
1996	Derrick Adkins	USA
1998	Stéphane Diagana	FRA
2000	Angelo Taylor	USA
2002	Felix Sánchez	DOM

High Jump

1986	Jim Howard	USA
1988	Javier Sotomayor	CUB
1990	Hollis Conway	USA
1992	Patrik Sjöberg	SWE
1994	Javier Sotomayor	CUB
1996	Patrik Sjöberg	SWE
1998	Javier Sotomayor	CUB
2000	Vyacheslav Voronin	RUS
2002	Stefan Holm	SWE

Pole Vault

1985	Sergey Bubka	URS
1987	Sergey Bubka	URS
1989	Rodion Gataullin	URS
1991	Sergey Bubka	URS
1993	Sergey Bubka	UKR
1995	Okkert Brits	RSA
1997	Sergey Bubka	UKR
1998	Maksim Tarasov	RUS
1999	Maksim Tarasov	RUS
2000	Tim Lobinger	GER
2002	Jeff Hartwig	USA

Long Jump

1985	Mike Conley	USA
1987	Larry Myricks	USA
1989	Larry Myricks	USA
1991	Llewellyn Starks	USA
1993	Mike Powell	USA
1995	Iván Pedroso	CUB
1997	Iván Pedroso	CUB
1999	Iván Pedroso	CUB
2001	Younès Moudrik	MAR

Triple Jump

1986	Mike Conley	USA
1988	Mike Conley	USA
1990	Mike Conley	USA
1992	Mike Conley	USA
1994	Mike Conley	USA
1996	Jonathan Edwards	GBR
1998	Charles Friedek	GER
2000	Jonathan Edwards	GBR
2002	Christian Olsson	SWE

Shot Put

1986	Werner Günthör	SUI
1988	Remigius Machura	TCH
1990	Ulf Timmermann	GDR
1992	Werner Günthör	SUI
1994	Randy Barnes	USA
1996	John Godina	USA
1998	John Godina	USA
2000	Andy Bloom	USA
2002	Adam Nelson	USA

Discus Throw

1985	Imrich Bugár	TCH
1987	Romas Ubartas	URS
1989	Wolfgang Schmidt	FRG
1991	Lars Riedel	GER
1993	Lars Riedel	GER
1995	Lars Riedel	GER
1997	Lars Riedel	GER
1999	Lars Riedel	GER
2001	Virgilijus Alekna	LTU

Hammer Throw

1986	Yuriy Sedykh	URS
1988	Tibor Gécsek	HUN
1990	Yuriy Sedykh	URS
1992	Igor Astapkovich	BLR
1994	Andrey Abduvaliyev	TJK
1996	Lance Deal	USA
1998	Tibor Gécsek	HUN
2000	Andrey Skvaruk	UKR
2002	Koji Murofushi	JPN

Javelin Throw

1985	Tom Petranoff	USA
1987	Tom Petranoff	USA
1989	Steve Backley	GBR
1991	Jan Zelezny	TCH
1993	Jan Zelezny	CZE
1995	Jan Zelezny	CZE
1997	Jan Zelezny	CZE
1999	Kóstas Gatsioudis	GRE
2001	Jan Zelezny	CZE

WOMEN**100 Metres**

1985	Alice Brown	USA
1987	Merlene Ottey	JAM
1989	Merlene Ottey	JAM
1991	Merlene Ottey	JAM
1993	Gwen Torrence	USA
1994	Merlene Ottey	JAM
1996	Merlene Ottey	JAM
1998	Marion Jones	USA
1999	Savatheda Fynes	BAH
2000	Chryste Gaines	USA
2002	Debbie Ferguson	BAH

200 Metres

1986	Evelyn Ashford	USA
1988	Grace Jackson	JAM
1990	Merlene Ottey	JAM
1992	Merlene Ottey	JAM
1995	Gwen Torrence	USA
1997	Marion Jones	USA
2001	Myriam Mani	CMR

400 Metres

1986	Diane Dixon	USA
1988	Ana Fidelia Quirot	CUB
1990	Ana Fidelia Quirot	CUB
1992	Sandie Richards	JAM
1994	Marie-José Pérec	FRA
1996	Cathy Freeman	AUS
1998	Failat Ogunkoya	NGR
2000	Lorraine Graham	JAM
2002	Ana Guevara	MEX

800 Metres

1985	Jarmila Kratochvílová	TCH
1987	Ana Fidelia Quirot	CUB
1989	Ana Fidelia Quirot	CUB
1991	Ana Fidelia Quirot	CUB
1993	Maria Mutola	MOZ
1995	Maria Mutola	MOZ
1997	Ana Fidelia Quirot	CUB
1999	Maria Mutola	MOZ
2001	Maria Mutola	MOZ

1500 Metres/One Mile (y)

1986	Maricica Puica	ROU
1987/y	Elly van Hulst	NED
1988	Paula Ivan	ROU
1989/y	Paula Ivan	ROU
1990	Doina Melinte	ROU
1991/y	Natalya Artyomova	URS
1992	Lyudmila Rogachova	RUS
1993/y	Lyubov Kremlyova	RUS
1994	Angela Chalmers	CAN
1996	Svetlana Masterkova	RUS
1997/y	Carla Sacramento	POR
1998	Svetlana Masterkova	RUS
1999	Violeta Szekely	ROU
2000	Violeta Szekely	ROU
2001	Violeta Szekely	ROU
2002	Yelena Zadorozhnaya	RUS

3000 Metres/5000 Metres

1985/3K	Mary Slaney	USA
1986/5K	Svetlana Guskova	URS
1987/3K	Maricica Puica	ROU
1988/5K	Liz McColgan	GBR
1989/3K	PattiSue Plumer	USA
1990/5K	PattiSue Plumer	USA
1991/3K	Susan Sirma	KEN
1992/5K	Sonia O'Sullivan	IRL
1993/3K	Sonia O'Sullivan	IRL
1994/5K	Sonia O'Sullivan	IRL
1995/3K	Sonia O'Sullivan	IRL
1996/5K	Roberta Brunet	ITA
1997/5K	Sally Barsosio	KEN
1998/3K	Gete Wami	ETH
1999/3K	Gabriela Szabo	ROU
2000/3K	Sonia O'Sullivan	IRL
2001/3K	Tatyana Tomashova	RUS
2002/3K	Gabriela Szabo	ROU

100 Metres Hurdles

1986	Yordanka Donkova	BUL
1988	Claudia Zaczkiewicz	FRG
1990	Monique Ewanjé-Épée	FRA
1992	Lynda Tolbert	USA
1994	Svetla Dimitrova	BUL
1996	Ludmila Engquist	SWE
1998	Michelle Freeman	JAM
2000	Gail Devers	USA
2002	Gail Devers	USA

400 Metres Hurdles

1985	Judi Brown-King	USA
1987	Debbie Flintoff-King	AUS
1989	Sandra Farmer-Patrick	USA
1991	Sandra Farmer-Patrick	USA
1993	Sandra Farmer-Patrick	USA
1995	Kim Batten	USA
1997	Kim Batten	USA
1999	Deon Hemmings	JAM
2001	Tonja Buford-Bailey	USA

High Jump

1985	Stefka Kostadinova	BUL
1987	Stefka Kostadinova	BUL
1989	Jan Wohlschlag	USA
1991	Heike Henkel	GER
1993	Stefka Kostadinova	BUL
1995	Inga Babakova	UKR
1997	Inga Babakova	UKR
1999	Hestrie Cloete	RSA
2001	Hestrie Cloete	RSA

Pole Vault

2001	Stacy Dragila	USA
------	---------------	-----

Long Jump

1985	Galina Chistyakova	URS
1987	Valy Ionescu	ROU
1989	Galina Chistyakova	URS
1990	Heike Drechsler	GDR
1992	Heike Drechsler	GER
1994	Jackie Joyner-Kersey	USA
1996	Inessa Kravets	UKR
1998	Marion Jones	USA
2000	Heike Drechsler	GER
2002	Maurren Maggi	BRA

Triple Jump

1993	Iolanda Chen	RUS
1995	Anna Biryukova	RUS
1997	Ashia Hansen	GBR
1999	Ashia Hansen	GBR
2001	Tereza Marinova	BUL

Shot Put

1985	Helena Fibingerová	TCH
1987	Helena Fibingerová	TCH
1989	Natalya Lisovskaya	URS
1991	Huang Zhihong	CHN
1993	Svetlana Krivelyova	RUS
1995	Astrid Kumbernuss	GER
1997	Astrid Kumbernuss	GER
1999	Nadine Kleinert	GER
2001	Astrid Kumbernuss	GER

Discus Throw

1986	Tsvetanka Khristova	BUL
1988	Hilda Ramos	CUB
1990	Ilke Wyludda	GDR
1992	Ilke Wyludda	GER
1994	Ilke Wyludda	GER
1996	Ilke Wyludda	GER
1998	Natalya Sadova	RUS
2000	Franka Dietzsch	GER
2002	Natalya Sadova	RUS

Hammer Throw

2001	Kamila Skolimowska	POL
------	--------------------	-----

Javelin Throw

1986	Petra Felke	GDR
1988	Manuela Alizadeh	FRG
1990	Petra Felke	GDR
1992	Trine Hattestad	NOR
1994	Natalya Shikolenko	BLR
1996	Tanja Damaske	GER
1998	Tanja Damaske	GER
2000	Sonia Bisset	CUB
2002	Osleidys Menéndez	CUB

IAAF WORLD CROSS CHALLENGE

Discontinued after 1999/2000 season

OVERALL AWARDS**MEN**

1990/91	Ondoro Osoro	KEN	115	Addis Abebe	ETH	113	Richard Chelimo	KEN	107
1991/92	Fita Bayissa	ETH	138	Ondoro Osoro	KEN	97	Dominic Kirui	KEN	88
1992/93	Ismael Kirui	KEN	116	Fita Bayissa	ETH	110	Dominic Kirui	KEN	103
1993/94	Haile Gebrselassie	ETH	107	William Sigei	KEN	97	Ismael Kirui	KEN	91
1994/95	Ismael Kirui	KEN	135	Paulo Guerra	POR	130	Salah Hissou	MAR	117
1995/96	Paul Tergat	KEN	125	James Kariuki	KEN	97	Joseph Kimani	KEN	64
1996/97	Paul Tergat	KEN	113	Bernard Barmasai	KEN	102	Jon Brown	GBR	83
1997/98	Paul Tergat	KEN	139	Thomas Nyariki	KEN	119	Paul Koech	KEN	113
1998/99	Paul Koech	KEN	118	Paul Tergat	KEN	97	Mohammed Mourhit	BEL	85
1999/00	Paul Tergat	KEN	107	Patrick Ivuti	KEN	104	Assefa Mezgebu	ETH	102

WOMEN

1990/91	Susan Sirma	KEN	125	Jane Ngotho	KEN	123	Derartu Tulu	ETH	88
1991/92	Catherina McKiernan	IRL	141	Albertina Dias	POR	123	Lucia Yishak	ETH	122
1992/93	Catherina McKiernan	IRL	141	Albertina Dias	POR	138	Esther Kiplagat	KEN	98
1993/94	Catherina McKiernan	IRL	141	Albertina Dias	POR	123	Margareta Keszeg	ROU	97
1994/95	Catherina McKiernan	IRL	135	Rose Cheruiyot	KEN	126	Catherine Kirui	KEN	100
1995/96	Rose Cheruiyot	KEN	138	Gabriela Szabo	ROU	109	Gete Wami	ETH	104
1996/97	Gete Wami	ETH	132	Elena Fidatof	ROU	118	Paula Radcliffe	GBR	99
1997/98	Merima Denboba	ETH	120	Paula Radcliffe	GBR	104	Jackline Maranga	KEN	98
1998/99	Gete Wami	ETH	144	Merima Denboba	ETH	79	Paula Radcliffe	GBR	72
1999/00	Lydia Cheromei	KEN	122	Gete Wami	ETH	119	Ayelech Worku	ETH	94

YEAR	GOLD	SILVER	BRONZE
------	------	--------	--------

IAAF GOLDEN EVENTS

This series of events were staged for men only

1978	One Mile – Tokyo								
25 Sep	Steve Ovett	GBR	3:55.5	Francis Gonzalez	FRA	3:57.3	Graham Williamson	GBR	3:59.2
1979	Javelin Throw – Budapest								
10 Jul	Arto Härkönen	FIN	90.18	Antero Puranen	FIN	89.40	Ferenc Paragi	HUN	85.38
	One Mile – Oslo								
17 Jul	Sebastian Coe	GBR	3:48.95	Steve Scott	USA	3:51.11	Craig Masback	USA	3:52.02
	Sprints – Zürich								
15 Aug	James Sanford	USA	30.54	Allan Wells	GBR	30.64	James Gilkes	GUY	30.67
	10,000 Metres – Bruxelles								
4 Sep	Mick McLeod	GBR	27:39.76	Brendan Foster	GBR	27:41.23	Leon Schots	BEL	27:41.34
1980	Pole Vault – Nice								
17 Aug	Serge Ferreira	FRA	5.70	Pierre Houvion	FRA	5.60	Mariusz Klimczyk	POL	5.60
	One Mile – London								
25 Aug	Steve Ovett	GBR	3:52.84	Steve Scott	USA	3:52.92	John Walker	NZL	3:53.19
1981	5000 Metres – Gateshead								
7 Jun	Barry Smith	GBR	13:21.14	Tolossa Kotu	ETH	13:23.95	Bill McChesney	USA	13:24.66
	10,000m – Praha								
19 Jun	Mick McLeod	GBR	27:59.38	Geoff Smith	GBR	27:59.43	Nick Rose	GBR	27:59.68
	Sprints – Berlin								
21 Aug	Allan Wells	GBR	30.30	Mel Lattany	USA	30.86	Jeff Phillips	USA	30.97
	One Mile – Bruxelles								
28 Aug	Sebastian Coe	GBR	3:47.33	Mike Boit	KEN	3:49.45	Steve Scott	USA	3:51.48
1982	Marathon – Athína								
7 Mar	Rodolfo Gómez	MEX	2:11:49	Vladimir Kotov	URS	2:13:34	Greg Meyer	USA	2:14:07

INTERNATIONAL ATHLETIC FOUNDATION ATHLETES OF THE YEAR

	Men		Women	
1988	Carl Lewis	USA	Florence Griffith Joyner	USA
1989	Roger Kingdom	USA	Ana Fidelia Quirot	CUB
1990	Steve Backley	GBR	Merlene Ottey	JAM
1991	Carl Lewis	USA	Katrin Krabbe	GER
1992	Kevin Young	USA	Heike Henkel	GER
1993	Colin Jackson	GBR	Sally Gunnell	GBR
1994	Noureddine Morceli	ALG	Jackie Joyner-Kersey	USA
1995	Jonathan Edwards	GBR	Gwen Torrence	USA
1996	Michael Johnson	USA	Svetlana Masterkova	RUS
1997	Wilson Kipketer	DEN	Marion Jones	USA
1998	Haile Gebrselassie	ETH	Marion Jones	USA
1999	Michael Johnson	USA	Gabriela Szabo	ROU
2000	Jan Zelezny	CZE	Marion Jones*	USA
2001	Hicham El Guerrouj	MAR	Stacy Dragila	USA
2002	Hicham El Guerrouj	MAR	Paula Radcliffe	GBR
2003	Hicham El Guerrouj	MAR	Hestrie Cloete	RSA
2004	Kenenisa Bekele	ETH	Yelena Isinbayeva	RUS
2005	Kenenisa Bekele	ETH	Yelena Isinbayeva	RUS
2006	Asafa Powell	JAM	Sanya Richards	USA
2007	Tyson Gay	USA	Meseret Defar	ETH
2008	Usian Bolt	JAM	Yelena Isinbayeva	RUS

* In 2008 Jones admitted doping violations dating back to 2000 and was stripped of the five Olympic medals she won that year. Please note that the other two women shortlisted that year were Cathy Freeman AUS and Stacy Dragila USA

OLYMPIC GAMES

Please note that there are several shades of opinion about early Olympic results. Names, nationalities and even representative countries were not as well-documented as they are these days

Comments and corrections are welcomed by the IAAF and the Editor as noted on page 5

Venues - 1896: Athína; 1900: Paris; 1904: St. Louis; 1906: Athína; 1908: London; 1912: Stockholm; 1920: Antwerpen; 1924: Paris; 1928: Amsterdam; 1932: Los Angeles; 1936: Berlin; 1948: London; 1952: Helsinki; 1956: Melbourne; 1960: Roma; 1964: Tokyo; 1968: Ciudad de México; 1972: München; 1976: Montréal; 1980: Moskva; 1984: Los Angeles; 1988: Seoul; 1992: Barcelona; 1996: Atlanta; 2000: Sydney; 2004: Athína; 2008: Beijing; 2012: London

MEN

YEAR	GOLD		SILVER		BRONZE		Wind			
100 Metres										
1896	Thomas Burke	USA	12.0	Fritz Hofmann	GER	12.2	Alajos Szokolyi	HUN	12.6	
1900	Frank Jarvis	USA	11.0	Walter Tewksbury	USA	11.1	Stan Rowley	AUS	11.2	
1904	Archie Hahn	USA	11.0	Nate Cartmell	USA	11.2	William Hogenson	USA	11.3	
1906	Archie Hahn	USA	11.2	Fay Moulton	USA	11.4	Nigel Barker	AUS	11.4	
1908	Reggie Walker	RSA	10.7	James Rector	USA	10.8	Robert Kerr	CAN	10.8	
1912	Ralph Craig	USA	10.8	Alvah Meyer	USA	10.9	Donald Lippincott	USA	10.9	
1920	Charles Paddock	USA	10.8	Morris Kirksey	USA	10.8	Harry Edward	GBR	10.9	
1924	Harold Abrahams	GBR	10.6	Jackson Scholz	USA	10.7	Arthur Porritt	NZL	10.8	
1928	Percy Williams	CAN	10.8	Jack London	GBR	10.9	Georg Lammers	GER	10.9	
1932	Eddie Tolan	USA	10.38	Ralph Metcalfe	USA	10.38	Arthur Jonath	GER	10.50	
1936	Jesse Owens	USA	10.3w	Ralph Metcalfe	USA	10.4	Martinus Osendarp	NED	10.5	2.7
1948	Harrison Dillard	USA	10.3	Barney Ewell	USA	10.4	Lloyd LaBeach	PAN	10.6	1.6
1952	Lindy Remigino	USA	10.79	Herb McKenley	JAM	10.80	McDonald Bailey	GBR	10.83	
1956	Bobby Morrow	USA	10.62	Thane Baker	USA	10.77	Hector Hogan	AUS	10.77	-2.0
1960	Armin Hary	GER	10.32	David Sime	USA	10.35	Peter Radford	GBR	10.42	0.0
1964	Bob Hayes	USA	10.06	Enrique Figuerola	CUB	10.25	Harry Jerome	CAN	10.27	1.1
1968	Jim Hines	USA	9.95	Lennox Miller	JAM	10.04	Charlie Greene	USA	10.07	0.3
1972	Valeriy Borzov	URS	10.14	Robert Taylor	USA	10.24	Lennox Miller	JAM	10.33	0.3
1976	Hasely Crawford	TRI	10.06	Don Quarrie	JAM	10.07	Valeriy Borzov	URS	10.14	0.0
1980	Allan Wells	GBR	10.25	Silvio Leonard	CUB	10.25	Petur Petrov	BUL	10.39	1.2
1984	Carl Lewis	USA	9.99	Sam Graddy	USA	10.19	Ben Johnson	CAN	10.22	0.2
1988	Carl Lewis	USA	9.92	Linford Christie	GBR	9.97	Calvin Smith	USA	9.99	1.1
1992	Linford Christie	GBR	9.96	Frankie Fredericks	NAM	10.02	Dennis Mitchell	USA	10.04	0.5
1996	Donovan Bailey	CAN	9.84	Frankie Fredericks	NAM	9.89	Ato Boldon	TRI	9.90	0.7
2000	Maurice Greene	USA	9.87	Ato Boldon	TRI	9.99	Obadele Thompson	BAR	10.04	-0.3
2004	Justin Gatlin	USA	9.85	Francis Obikwelu	POR	9.86	Maurice Greene	USA	9.87	0.6
2008	Usain Bolt	JAM	9.69	Richard Thompson	TRI	9.89	Walter Dix	USA	9.91	0.0
200 Metres								Wind		
1896	Not contested									
1900	Walter Tewksbury	USA	22.2	Norman Pritchard	GBR	22.5	Stan Rowley	AUS	22.6	
1904	Archie Hahn	USA	21.6	Nate Cartmell	USA	21.9	William Hogenson	USA	22.1	
1906	Not contested									
1908	Robert Kerr	CAN	22.6	Robert Cloughen	USA	22.6	Nate Cartmell	USA	22.7	
1912	Ralph Craig	USA	21.7	Donald Lippincott	USA	21.8	Willie Applegarth	GBR	22.0	
1920	Allen Woodring	USA	22.0	Charles Paddock	USA	22.0	Harry Edward	GBR	22.2	
1924	Jackson Scholz	USA	21.6	Charles Paddock	USA	21.7	Eric Liddell	GBR	21.9	
1928	Percy Williams	CAN	21.8	Walter Rangeley	GBR	21.9	Helmut Körnig	GER	21.9	
1932	Eddie Tolan	USA	21.12	George Simpson	USA	21.4	Ralph Metcalfe	USA	21.5	
1936	Jesse Owens	USA	20.7	Mack Robinson	USA	21.1	Martinus Osendarp	NED	21.3	
1948	Mel Patton	USA	21.1	Barney Ewell	USA	21.1	Lloyd LaBeach	PAN	21.2	<0
1952	Andy Stanfield	USA	20.81	Thane Baker	USA	20.97	James Gathers	USA	21.08	1.0
1956	Bobby Morrow	USA	20.75	Andy Stanfield	USA	20.97	Thane Baker	USA	21.05	
1960	Livio Berruti	ITA	20.62	Lester Carney	USA	20.69	Abdoulaye Seye	FRA	20.83	
1964	Henry Carr	USA	20.36	Paul Drayton	USA	20.58	Edwin Roberts	TRI	20.63	-0.7
1968	Tommie Smith	USA	19.83	Peter Norman	AUS	20.06	John Carlos	USA	20.10	0.9
1972	Valeriy Borzov	URS	20.00	Larry Black	USA	20.19	Pietro Mennea	ITA	20.30	0.0
1976	Don Quarrie	JAM	20.22	Millard Hampton	USA	20.29	Dwayne Evans	USA	20.43	0.8
1980	Pietro Mennea	ITA	20.19	Allan Wells	GBR	20.21	Don Quarrie	JAM	20.29	0.9
1984	Carl Lewis	USA	19.80	Kirk Baptiste	USA	19.96	Thomas Jefferson	USA	20.26	-0.9
1988	Joe DeLoach	USA	19.75	Carl Lewis	USA	19.79	Robson da Silva	BRA	20.04	1.7

YEAR	GOLD			SILVER			BRONZE			Wind
1992	Michael Marsh	USA	20.01	Frankie Fredericks	NAM	20.13	Michael Bates	USA	20.38	-1.0
1996	Michael Johnson	USA	19.32	Frankie Fredericks	NAM	19.68	Ato Boldon	TRI	19.80	0.4
2000	Kostas Ked�ris	GRE	20.09	Darren Campbell	GBR	20.14	Ato Boldon	TRI	20.20	-0.6
2004	Shawn Crawford	USA	19.79	Bernard Williams	USA	20.01	Justin Gatlin	USA	20.03	1.2
2008	Usain Bolt	JAM	19.30	Shawn Crawford	USA	19.96	Walter Dix	USA	19.98	0.9

400 Metres

1896	Thomas Burke	USA	54.2	Herbert Jamison	USA	55.2	Charles Gmelin	GBR	58.0
1900	Maxie Long	USA	49.4	William Holland	USA	49.6	Ernst Schulz	DEN	52.4
1904	Harry Hillman	USA	49.2	Frank Waller	USA	49.9	Herman Groman	USA	50.0
1906	Paul Pilgrim	USA	53.2	Wyndham Halswelle	GBR	53.8	Nigel Barker	AUS	54.1
1908	Wyndham Halswelle	GBR	50.0	-	-	-	-	-	-
1912	Charles Reidpath	USA	48.2	Hanns Braun	GER	48.3	Edward Lindberg	USA	48.4
1920	Bevil Rudd	RSA	49.6	Guy Butler	GBR	49.9	Nils Engdahl	SWE	50.0
1924	Eric Liddell	GBR	47.6	Horatio Fitch	USA	48.4	Guy Butler	GBR	48.6
1928	Ray Barbuti	USA	47.8	James Ball	CAN	47.9	Joachim B�chner	GER	48.1
1932	Bill Carr	USA	46.28	Ben Eastman	USA	46.50	Alex Wilson	CAN	47.4
1936	Archie Williams	USA	46.66	Godfrey Brown	GBR	46.68	James LuValle	USA	46.84
1948	Arthur Wint	JAM	46.3	Herb McKenley	JAM	46.6	Mal Whitfield	USA	47.0
1952	George Rhoden	JAM	46.09	Herb McKenley	JAM	46.20	Ollie Matson	USA	46.94
1956	Charles Jenkins	USA	46.85	Karl-Friedrich Haas	GER	47.12	Voitto Hellsten	FIN	47.15
							Ardalion Ignatyev	URS	47.15
1960	Otis Davis	USA	45.07	Carl Kaufmann	GER	45.08	Malcolm Spence	RSA	45.60
1964	Mike Larrabee	USA	45.15	Wendell Mottley	TRI	45.24	Andrzej Badenski	POL	45.64
1968	Lee Evans	USA	43.86	Larry James	USA	43.97	Ron Freeman	USA	44.41
1972	Vince Matthews	USA	44.66	Wayne Collett	USA	44.80	Julius Sang	KEN	44.92
1976	Alberto Juantorena	CUB	44.26	Fred Newhouse	USA	44.40	Herman Frazier	USA	44.95
1980	Viktor Markin	URS	44.60	Rick Mitchell	AUS	44.84	Frank Schaffer	GDR	44.87
1984	Alonzo Babers	USA	44.27	Gabriel Tiacoh	CIV	44.54	Antonio McKay	USA	44.71
1988	Steve Lewis	USA	43.87	Butch Reynolds	USA	43.93	Danny Everett	USA	44.09
1992	Quincy Watts	USA	43.50	Steve Lewis	USA	44.21	Samson Kitur	KEN	44.24
1996	Michael Johnson	USA	43.49	Roger Black	GBR	44.41	Davis Kamoga	UGA	44.53
2000	Michael Johnson	USA	43.84	Alvin Harrison	USA	44.40	Greg Haughton	JAM	44.70
2004	Jeremy Wariner	USA	44.00	Otis Harris	USA	44.16	Derrick Brew	USA	44.42
2008	LaShawn Merritt	USA	43.75	Jeremy Wariner	USA	44.74	David Neville	USA	44.80

800 Metres

1896	Edwin Flack	AUS	2:11.0	N�ndor D�ni	HUN	2:11.8	Dimitrios Golemis	GRE	2:28.0
1900	Alfred Tysoe	GBR	2:01.2	John Cregan	USA	2:01.8	David Hall	USA	2:05.0
1904	James Lightbody	USA	1:56.0	Howard Valentine	USA	1:56.3	Emil Breitkreutz	USA	1:56.4
1906	Paul Pilgrim	USA	2:01.5	James Lightbody	USA	2:01.6	Wyndham Halswelle	GBR	2:03.0
1908	Mel Sheppard	USA	1:52.8	Emilio Lunghi	ITA	1:54.2	Hanns Braun	GER	1:55.2
1912	Ted Meredith	USA	1:51.9	Mel Sheppard	USA	1:52.0	Ira Davenport	USA	1:52.0
1920	Albert Hill	GBR	1:53.4	Earl Eby	USA	1:53.7	Bevil Rudd	RSA	1:53.7
1924	Douglas Lowe	GBR	1:52.4	Paul Martin	SUI	1:52.5	Schuyler Enck	USA	1:52.9
1928	Douglas Lowe	GBR	1:51.8	Erik Byl�hn	SWE	1:52.8	Hermann Engelhard	GER	1:53.2
1932	Tommy Hampson	GBR	1:49.70	Alex Wilson	CAN	1:49.9	Phil Edwards	CAN	1:51.5
1936	John Woodruff	USA	1:52.9	Mario Lanzi	ITA	1:53.3	Phil Edwards	CAN	1:53.6
1948	Mal Whitfield	USA	1:49.3	Arthur Wint	JAM	1:49.6	Marcel Hansenne	FRA	1:50.1
1952	Mal Whitfield	USA	1:49.34	Arthur Wint	JAM	1:49.63	Heinz Ulzheimer	GER	1:49.78
1956	Tom Courtney	USA	1:47.75	Derek Johnson	GBR	1:47.88	Audun Boysen	NOR	1:48.25
1960	Peter Snell	NZL	1:46.48	Roger Moens	BEL	1:46.55	George Kerr	BWI	1:47.25
1964	Peter Snell	NZL	1:45.1	Bill Crothers	CAN	1:45.6	Wilson Kiprugut	KEN	1:45.9
1968	Ralph Doubell	AUS	1:44.40	Wilson Kiprugut	KEN	1:44.57	Tom Farrell	USA	1:45.46
1972	Dave Wottle	USA	1:45.86	Yevgeniy Arzhanov	URS	1:45.89	Mike Boit	KEN	1:46.01
1976	Alberto Juantorena	CUB	1:43.50	Ivo Van Damme	BEL	1:43.86	Rick Wohlhuter	USA	1:44.12
1980	Steve Overt	GBR	1:45.40	Sebastian Coe	GBR	1:45.85	Nikolay Kirov	URS	1:45.94
1984	Joaquim Cruz	BRA	1:43.00	Sebastian Coe	GBR	1:43.64	Earl Jones	USA	1:43.83
1988	Paul Ereng	KEN	1:43.45	Joaquim Cruz	BRA	1:43.90	S�id Aouita	MAR	1:44.06
1992	William Tanui	KEN	1:43.66	Nixon Kiprotich	KEN	1:43.70	Johnny Gray	USA	1:43.97
1996	Vebj�rn Rodal	NOR	1:42.58	Hezekiel Sepeng	RSA	1:42.74	Fred Onyancha	KEN	1:42.79
2000	Nils Schumann	GER	1:45.08	Wilson Kipketer	DEN	1:45.14	Djabir S�id-Guerni	ALG	1:45.16
2004	Yuriy Borzakovskiy	RUS	1:44.45	Mbulaeni Mulaudzi	RSA	1:44.61	Wilson Kipketer	DEN	1:44.65
2008	Wilfred Bungei	KEN	1:44.65	Ahmed Ismail	SUD	1:44.70	Alfred Kirwa Yego	KEN	1:44.82

1500 Metres

1896	Edwin Flack	AUS	4:33.2	Arthur Blake	USA	4:34.0	Albin Lermusiaux	FRA	4:36.0
1900	Charles Bennett	GBR	4:06.2	Henri Deloge	FRA	4:07.2	John Bray	USA	4:10.0

YEAR	GOLD			SILVER			BRONZE		
1904	James Lightbody	USA	4:05.4	William Verner	USA	4:06.8	Lacey Hearn	USA	-
1906	James Lightbody	USA	4:12.0	John McGough	GBR	4:12.6	Kristian Hellström	SWE	4:13.4
1908	Mel Sheppard	USA	4:03.4	Harold Wilson	GBR	4:03.6	Norman Hallows	GBR	4:04.0
1912	Arnold Jackson	GBR	3:56.8	Abel Kiviat	USA	3:56.9	Norman Taber	USA	3:56.9
1920	Albert Hill	GBR	4:01.8	Philip Baker	GBR	4:02.4	Lawrence Shields	USA	4:03.1
1924	Paavo Nurmi	FIN	3:53.6	Willy Schärer	SUI	3:55.0	Henry Stallard	GBR	3:55.6
1928	Harri Larva	FIN	3:53.2	Jules Ladoumègue	FRA	3:53.8	Eino Purje	FIN	3:56.4
1932	Luigi Beccali	ITA	3:51.20	Jerry Cornes	GBR	3:52.6	Phil Edwards	CAN	3:52.8
1936	Jack Lovelock	NZL	3:47.8	Glenn Cunningham	USA	3:48.4	Luigi Beccali	ITA	3:49.2
1948	Henry Eriksson	SWE	3:49.8	Lennart Strand	SWE	3:50.4	Willem Slijkhuis	NED	3:50.4
1952	Josy Barthel	LUX	3:45.28	Bob McMillen	USA	3:45.39	Werner Lueg	GER	3:45.67
1956	Ron Delany	IRL	3:41.49	Klaus Richtzenhain	GER	3:42.02	John Landy	AUS	3:42.03
1960	Herb Elliott	AUS	3:35.6	Michel Jazy	FRA	3:38.4	István Rózsavölgyi	HUN	3:39.2
1964	Peter Snell	NZL	3:38.1	Josef Odlozil	CZE	3:39.6	John Davies	NZL	3:39.6
1968	Kip Keino	KEN	3:34.91	Jim Ryun	USA	3:37.89	Bodo Tümmmler	FRG	3:39.08
1972	Pekka Vasala	FIN	3:36.33	Kip Keino	KEN	3:36.81	Rod Dixon	NZL	3:37.46
1976	John Walker	NZL	3:39.17	Ivo Van Damme	BEL	3:39.27	Paul-Heinz Wellmann	FRG	3:39.33
1980	Sebastian Coe	GBR	3:38.40	Jürgen Straub	GDR	3:38.80	Steve Ovett	GBR	3:38.99
1984	Sebastian Coe	GBR	3:32.53	Steve Cram	GBR	3:33.40	José Abascal	ESP	3:34.30
1988	Peter Rono	KEN	3:35.96	Peter Elliott	GBR	3:36.15	Jens-Peter Herold	GDR	3:36.21
1992	Fermín Cacho	ESP	3:40.12	Rachid El Basir	MAR	3:40.62	Mohammed Suleiman	QAT	3:40.69
1996	Noureddine Morceli	ALG	3:35.78	Fermín Cacho	ESP	3:36.40	Stephen Kipkorir	KEN	3:36.72
2000	Noah Ngeny	KEN	3:32.07	Hicham El Guerrouj	MAR	3:32.32	Bernard Lagat	KEN	3:32.44
2004	Hicham El Guerrouj	MAR	3:34.18	Bernard Lagat	KEN	3:34.30	Rui Silva	POR	3:34.68
2008	Rashid Ramzi*	BRN	3:32.94	Asbel Kiprop	KEN	3:33.11	Nick Willis	NZL	3:34.16

* Pending confirmation of a doping violation, note that in fourth place was Mehdi Baala FRA 3:34.21

5000 Metres

1896 & 1908: Not contested

1912	Hannes Kolehmainen	FIN	14:36.6	Jean Bouin	FRA	14:36.7	George Hutson	GBR	15:07.6
1920	Joseph Guillemot	FRA	14:55.6	Paavo Nurmi	FIN	15:00.0	Erik Backman	SWE	15:13.0
1924	Paavo Nurmi	FIN	14:31.2	Ville Ritola	FIN	14:31.4	Edvin Wide	SWE	15:01.8
1928	Ville Ritola	FIN	14:38.0	Paavo Nurmi	FIN	14:40.0	Edvin Wide	SWE	14:41.2
1932	Lauri Lehtinen	FIN	14:29.91	Ralph Hill	USA	14:30.0	Lauri Virtanen	FIN	14:44.0
1936	Gunnar Höckert	FIN	14:22.2	Lauri Lehtinen	FIN	14:25.8	Henry Jonsson	SWE	14:29.0
1948	Gaston Reiff	BEL	14:17.6	Emil Zátopek	CZE	14:17.8	Willem Slijkhuis	NED	14:26.8
1952	Emil Zátopek	CZE	14:06.72	Alain Mimoun	FRA	14:07.58	Herbert Schade	GER	14:08.80
1956	Vladimir Kuts	URS	13:39.86	Gordon Pirie	GBR	13:50.78	Derek Ibbotson	GBR	13:54.60
1960	Murray Halberg	NZL	13:43.76	Hans Grodotzki	GER	13:45.01	Kazimierz Zimny	POL	13:45.09
1964	Bob Schul	USA	13:48.8	Harald Norpoth	GER	13:49.6	Bill Dellinger	USA	13:49.8
1968	Mohamed Gammoudi	TUN	14:05.01	Kipchoge Keino	KEN	14:05.16	Naftali Temu	KEN	14:06.41
1972	Lasse Viren	FIN	13:26.42	Mohamed Gammoudi	TUN	13:27.33	Ian Stewart	GBR	13:27.61
1976	Lasse Viren	FIN	13:24.76	Dick Quax	NZL	13:25.16	Klaus-Peter Hildenbrand	FRG	13:25.38
1980	Miruts Yifter	ETH	13:20.91	Suleiman Nyambui	TAN	13:21.60	Kaarlo Maaninka	FIN	13:22.00
1984	Saïd Aouita	MAR	13:05.59	Markus Ryffel	SUI	13:07.54	António Leitão	POR	13:09.20
1988	John Ngugi	KEN	13:11.70	Dieter Baumann	FRG	13:15.52	Hansjörg Kunze	GDR	13:15.73
1992	Dieter Baumann	GER	13:12.52	Paul Bitok	KEN	13:12.71	Fita Bayissa	ETH	13:13.03
1996	Vénuste Niyongabo	BDI	13:07.96	Paul Bitok	KEN	13:08.16	Khalid Boulami	MAR	13:08.37
2000	Million Wolde	ETH	13:35.49	Ali Saïdi Sief	ALG	13:36.20	Brahim Lahafi	MAR	13:36.47
2004	Hicham El Guerrouj	MAR	13:14.39	Kenenisa Bekele	ETH	13:14.59	Eliud Kipchoge	KEN	13:15.10
2008	Kenenisa Bekele	ETH	12:57.82	Eliud Kipchoge	KEN	13:02.80	Edwin Soi	KEN	13:06.22

10,000 Metres

1896 to 1908: Not contested

1912	Hannes Kolehmainen	FIN	31:20.8	Louis Tewanima	USA	32:06.6	Albin Stenroos	FIN	32:21.8
1920	Paavo Nurmi	FIN	31:45.8	Joseph Guillemot	FRA	31:47.2	James Wilson	GBR	31:50.8
1924	Ville Ritola	FIN	30:23.2	Edvin Wide	SWE	30:55.2	Eero Berg	FIN	31:43.0
1928	Paavo Nurmi	FIN	30:18.8	Ville Ritola	FIN	30:19.4	Edvin Wide	SWE	31:00.8
1932	Janusz Kusocinski	POL	30:11.42	Volmari Iso-Hollo	FIN	30:12.6	Lauri Virtanen	FIN	30:35.0
1936	Ilmari Salminen	FIN	30:15.4	Arvo Askola	FIN	30:15.6	Volmari Iso-Hollo	FIN	30:20.2
1948	Emil Zátopek	CZE	29:59.6	Alain Mimoun	FRA	30:47.4	Bertil Albertsson	SWE	30:53.6
1952	Emil Zátopek	CZE	29:17.0	Alain Mimoun	FRA	29:32.8	Aleksandr Anufriyev	URS	29:48.2
1956	Vladimir Kuts	URS	28:45.59	József Kovács	HUN	28:52.36	Allan Lawrence	AUS	28:53.59
1960	Pyotr Bolotnikov	URS	28:32.18	Hans Grodotzki	GER	28:37.22	David Power	AUS	28:37.65
1964	Billy Mills	USA	28:24.4	Mohamed Gammoudi	TUN	28:24.8	Ron Clarke	AUS	28:25.8
1968	Naftali Temu	KEN	29:27.40	Mamo Wolde	ETH	29:27.75	Mohamed Gammoudi	TUN	29:34.2
1972	Lasse Viren	FIN	27:38.35	Emiel Puttemans	BEL	27:39.58	Miruts Yifter	ETH	27:40.96
1976	Lasse Viren	FIN	27:40.38	Carlos Lopes	POR	27:45.17	Brendan Foster	GBR	27:54.92
1980	Miruts Yifter	ETH	27:42.69	Kaarlo Maaninka	FIN	27:44.28	Mohamed Kedir	ETH	27:44.64

YEAR	GOLD			SILVER			BRONZE		
1984	Alberto Cova	ITA	27:47.54	Mick McLeod	GBR	28:06.22	Mike Musyoki	KEN	28:06.46
1988	Brahim Boutayeb	MAR	27:21.46	Salvatore Antibo	ITA	27:23.55	Kipkemboi Kimeli	KEN	27:25.16
1992	Khalid Skah	MAR	27:46.70	Richard Chelimo	KEN	27:47.72	Addis Abebe	ETH	28:00.07
1996	Haile Gebrselassie	ETH	27:07.34	Paul Tergat	KEN	27:08.17	Salah Hissou	MAR	27:24.67
2000	Haile Gebrselassie	ETH	27:18.20	Paul Tergat	KEN	27:18.29	Assefa Mezgebu	ETH	27:19.75
2004	Kenenisa Bekele	ETH	27:05.10	Sileshi Sihine	ETH	27:09.39	Zersenay Tadese	ERI	27:22.57
2008	Kenenisa Bekele	ETH	27:01.17	Sileshi Sihine	ETH	27:02.77	Micah Kogo	KEN	27:04.11

Marathon

1896 ^{40km}	Spyridon Louis	GRE	2:58:50	Harilaos Vasilakos	GRE	3:06:03	Gyula Kellner	HUN	3:06:35
1900 ^{40.26km}	Michel Théato	FRA	2:59:45	Émile Champion	FRA	3:04:17	Ernst Fast	SWE	3:37:14
1904 ^{41km}	Thomas Hicks	USA	3:28:53	Albert Corey	FRA	3:34:52	Arthur Newton	USA	3:47:33
1906 ^{41.86km}	Billy Sherring	CAN	2:51:23.6	John Svanberg	SWE	2:58:20.8	William Frank	USA	3:00:46.8
1908	John Hayes	USA	2:55:18.4	Charles Hefferon	RSA	2:56:06.0	Joseph Forshaw	USA	2:57:10.4
1912 ^{40.2km}	Kenneth MacArthur	RSA	2:36:54.8	Christian Gitsham	RSA	2:37:52.0	Gaston Strobino	USA	2:38:42.4
1920 ^{42.75km}	Hannes Kolehmainen	FIN	2:32:35.8	Jüri Lossman	EST	2:32:48.6	Valerio Arri	ITA	2:36:32.8
1924	Albin Stenroos	FIN	2:41:22.6	Romeo Bertini	ITA	2:47:19.6	Clarence DeMar	USA	2:48:14.0
1928	Boughèra El Ouafi	FRA	2:32:57	Manuel Plaza	CHI	2:33:23	Martii Martelin	FIN	2:35:02
1932	Juan Carlos Zabala	ARG	2:31:36	Sam Ferris	GBR	2:31:55	Armas Toivonen	FIN	2:32:12
1936	Sohn Kee-Chung	JPN	2:29:19.2	Ernie Harper	GBR	2:31:23.2	Nam Sung-Yong	JPN	2:31:42.0
1948	Delfo Cabrera	ARG	2:34:51.6	Tom Richards	GBR	2:35:07.6	Etienne Gailly	BEL	2:35:33.6
1952	Emil Zátopek	CZE	2:23:03.2	Reinaldo Gorno	ARG	2:25:35.0	Gustaf Jansson	SWE	2:26:07.0
1956	Alain Mimoun	FRA	2:25:00	Franjo Mihalic	YUG	2:26:32	Veikko Karvonen	FIN	2:27:47
1960	Abebe Bikila	ETH	2:15:16.2	Rhadi ben Abdeselem	MAR	2:15:41.6	Barry Magee	NZL	2:17:18.2
1964	Abebe Bikila	ETH	2:12:11.2	Basil Heatley	GBR	2:16:19.2	Kokichi Tsuburaya	JPN	2:16:22.8
1968	Mamo Wolde	ETH	2:20:26.4	Kenji Kimihara	JPN	2:23:31.0	Michael Ryan	NZL	2:23:45.0
1972	Frank Shorter	USA	2:12:19.8	Karel Lismont	BEL	2:14:31.8	Mamo Wolde	ETH	2:15:08.4
1976	Waldemar Cierpinski	GDR	2:09:55.0	Frank Shorter	USA	2:10:45.8	Karel Lismont	BEL	2:11:12.6
1980	Waldemar Cierpinski	GDR	2:11:03	Gerard Nijboer	NED	2:11:20	Satymkul Dzhumanazarov	URS	2:11:35
1984	Carlos Lopes	POR	2:09:21	John Treacy	IRL	2:09:56	Charlie Spedding	GBR	2:09:58
1988	Gelindo Bordin	ITA	2:10:32	Douglas Wakiihuri	KEN	2:10:47	Ahmed Salah	DJI	2:10:59
1992	Hwang Young-cho	KOR	2:13:23	Koichi Morishita	JPN	2:13:45	Stephan Freigang	GER	2:14:00
1996	Josia Thugwane	RSA	2:12:36	Lee Bong-Ju	KOR	2:12:39	Eric Wainaina	KEN	2:12:44
2000	Gezahegn Abera	ETH	2:10:11	Eric Wainaina	KEN	2:10:31	Tesfaye Tola	ETH	2:11:10
2004	Stefano Baldini	ITA	2:10:55	Meb Keflezighi	USA	2:11:29	Vanderlei de Lima	BRA	2:12:11
2008	Samuel Wanjiru	KEN	2:06:32	Jaouad Gharib	MAR	2:07:16	Tsegay Kebede	ETH	2:10:00

3000 Metres Steeplechase*1896 to 1912: Not contested*

1920	Percy Hodge	GBR	10:00.4	Patrick Flynn	USA	10:00.4	Ernesto Ambrosini	ITA	10:21.0
1924	Ville Ritola	FIN	9:33.6	Elias Katz	FIN	9:44.0	Paul Bontemps	FRA	9:45.2
1928	Toivo Loukola	FIN	9:21.70	Paavo Nurmi	FIN	9:31.2	Ove Andersen	FIN	9:35.6
1932 ^{3460m}	Volmari Iso-Hollo	FIN	10:33.4	Thomas Evenson	GBR	10:46.0	Joe McCluskey	USA	10:46.2
1936	Volmari Iso-Hollo	FIN	9:03.8	Kalle Tuominen	FIN	9:06.8	Alfred Dompert	GER	9:07.2
1948	Tore Sjöstrand	SWE	9:04.6	Erik Elmsäter	SWE	9:08.2	Göte Hagström	SWE	9:11.8
1952	Horace Ashenfelter	USA	8:45.68	Vladimir Kazantsev	URS	8:51.52	John Disley	GBR	8:51.94
1956	Chris Brasher	GBR	8:41.35	Sándor Rozsnyói	HUN	8:43.68	Ernst Larsen	NOR	8:44.05
1960	Zdzislaw Krzyszkowiak	POL	8:34.30	Nikolay Sokolov	URS	8:36.55	Semyon Rzhishchin	URS	8:42.34
1964	Gaston Roelants	BEL	8:30.8	Maurice Herriott	GBR	8:32.4	Ivan Belyayev	URS	8:33.8
1968	Amos Biwott	KEN	8:51.02	Benjamin Kogo	KEN	8:51.56	George Young	USA	8:51.86
1972	Kip Keino	KEN	8:23.64	Ben Jipcho	KEN	8:24.62	Tapio Kantanen	FIN	8:24.66
1976	Anders Gärderud	SWE	8:08.02	Bronislaw Malinowski	POL	8:09.11	Frank Baumgartl	GDR	8:10.36
1980	Bronislaw Malinowski	POL	8:09.70	Filbert Bayi	TAN	8:12.48	Eshetu Tura	ETH	8:13.57
1984	Julius Korir	KEN	8:11.80	Joseph Mahmoud	FRA	8:13.31	Brian Diemer	USA	8:14.06
1988	Julius Kariuki	KEN	8:05.51	Peter Koech	KEN	8:06.79	Mark Rowland	GBR	8:07.96
1992	Matthew Birir	KEN	8:08.94	Patrick Sang	KEN	8:09.55	William Mutwol	KEN	8:10.74
1996	Joseph Keter	KEN	8:07.12	Moses Kiptanui	KEN	8:08.33	Alessandro Lambruschini	ITA	8:11.28
2000	Reuben Kosgei	KEN	8:21.43	Wilson Boit Kipketer	KEN	8:21.77	Ali Ezzine	MAR	8:22.15
2004	Ezekiel Kemboi	KEN	8:05.81	Brimin Kipruto	KEN	8:06.11	Paul Kipsiele Koech	KEN	8:06.64
2008	Brimin Kipruto	KEN	8:10.34	Mahiedine Mekhissi-Benabbad	FRA	8:10.49	Richard Matelong	KEN	8:11.01

110 Metres Hurdles

1896	Thomas Curtis	USA	17.6	Grantley Goulding	GBR	17.7	-		
1900	Alvin Kraenzlein	USA	15.4	John McLean	USA	15.5	Fred Moloney	USA	15.6
1904	Fred Schule	USA	16.0	Thaddeus Shideler	USA	16.2	Lesley Ashburner	USA	16.4
1906	Robert Leavitt	USA	16.2	Alfred Healey	GBR	16.2	Vincent Dunkler	RSA	16.3
1908	Forrest Smithson	USA	15.0	John Garrels	USA	15.7	Arthur Shaw	USA	15.8
1912	Fred Kelly	USA	15.1	James Wendell	USA	15.2	Martin Hawkins	USA	15.3
1920	Earl Thomson	CAN	14.8	Harold Barron	USA	15.0	Feg Murray	USA	15.2

YEAR	GOLD			SILVER			BRONZE			Wind
1924	Daniel Kinsey	USA	15.0	Sydney Atkinson	RSA	15.0	Sten-Pelle Pettersson	SWE	15.4	
1928	Sydney Atkinson	RSA	14.8	Stephen Anderson	USA	14.8	John Collier	USA	14.9	
1932	George Saling	USA	14.57	Percy Beard	USA	14.72	Don Finlay	GBR	14.79	
1936	Forrest Towns	USA	14.2	Don Finlay	GBR	14.4	Fritz Pollard	USA	14.4	
1948	William Porter	USA	13.9	Clyde Scott	USA	14.1	Craig Dixon	USA	14.1	<0
1952	Harrison Dillard	USA	13.91	Jack Davis	USA	14.00	Art Barnard	USA	14.40	
1956	Lee Calhoun	USA	13.70	Jack Davis	USA	13.73	Joel Shankle	USA	14.25	-1.9
1960	Lee Calhoun	USA	13.98	Willie May	USA	13.99	Hayes Jones	USA	14.17	0.1
1964	Hayes Jones	USA	13.67	Blaine Lindgren	USA	13.74	Anatoliy Mikhaylov	URS	13.78	2.0
1968	Willie Davenport	USA	13.33	Ervin Hall	USA	13.42	Eddy Ottoz	ITA	13.46	0.0
1972	Rod Milburn	USA	13.24	Guy Drut	FRA	13.34	Tomas Hill	USA	13.48	0.3
1976	Guy Drut	FRA	13.30	Alejandro Casañas	CUB	13.33	Willie Davenport	USA	13.38	0.0
1980	Thomas Munkelt	GDR	13.39	Alejandro Casañas	CUB	13.40	Aleksandr Puchkov	URS	13.44	0.9
1984	Roger Kingdom	USA	13.20	Greg Foster	USA	13.23	Arto Bryggare	FIN	13.40	-0.4
1988	Roger Kingdom	USA	12.98	Colin Jackson	GBR	13.28	Tonie Campbell	USA	13.38	1.5
1992	Mark McKoy	CAN	13.12	Tony Dees	USA	13.24	Jack Pierce	USA	13.26	0.8
1996	Allen Johnson	USA	12.95	Mark Crear	USA	13.09	Florian Schwarthoff	GER	13.17	0.6
2000	Anier García	CUB	13.00	Terrence Trammell	USA	13.16	Mark Crear	USA	13.22	0.6
2004	Liu Xiang	CHN	12.91	Terrence Trammell	USA	13.18	Anier García	CUB	13.20	0.3
2008	Dayron Robles	CUB	12.93	David Payne	USA	13.17	David Oliver	USA	13.18	0.1

400 Metres Hurdles

1896	Not contested									
1900	Walter Tewksbury	USA	57.6	Henri Tauzin	FRA	58.3	George Orton	CAN	58.9	
1904 ^{76.2cm}	Harry Hillman	USA	53.0	Frank Waller	USA	53.2	George Poage	USA	58.4	
1906	Not contested									
1908	Charles Bacon	USA	55.0	Harry Hillman	USA	55.3	Jimmy Tremeer	GBR	57.0	
1912	Not contested									
1920	Frank Loomis	USA	54.0	John Norton	USA	54.6	August Desch	USA	54.7	
1924	Morgan Taylor	USA	52.6	Erik Wilén	FIN	53.8	Ivan Riley	USA	54.2	
1928	Lord Burghley	GBR	53.4	Frank Cuhel	USA	53.6	Morgan Taylor	USA	53.6	
1932	Robert Tisdall	IRL	51.67	Glenn Hardin	USA	51.85	Morgan Taylor	USA	51.96	
1936	Glenn Hardin	USA	52.4	John Loaring	CAN	52.7	Miguel White	PHI	52.8	
1948	Roy Cochran	USA	51.1	Duncan White	SRI	51.8	Rune Larsson	SWE	52.2	
1952	Charlie Moore	USA	51.06	Yuriy Lituyev	URS	51.51	John Holland	NZL	52.26	
1956	Glenn Davis	USA	50.29	Eddie Southern	USA	50.94	Josh Culbreath	USA	51.74	
1960	Glenn Davis	USA	49.51	Clifton Cushman	USA	49.77	Dick Howard	USA	49.90	
1964	Rex Cawley	USA	49.6	John Cooper	GBR	50.1	Salvatore Morale	ITA	50.1	
1968	David Hemery	GBR	48.12	Gerhard Hennige	FRG	49.02	John Sherwood	GBR	49.03	
1972	John Akii-Bua	UGA	47.82	Ralph Mann	USA	48.51	David Hemery	GBR	48.52	
1976	Edwin Moses	USA	47.63	Mike Shine	USA	48.69	Yevgeniy Gavrilenko	URS	49.45	
1980	Volker Beck	GDR	48.70	Vasilii Arkhipenko	URS	48.86	Gary Oakes	GBR	49.11	
1984	Edwin Moses	USA	47.75	Danny Harris	USA	48.13	Harald Schmid	FRG	48.19	
1988	Andre Phillips	USA	47.19	Amadou Dia Bâ	SEN	47.23	Edwin Moses	USA	47.56	
1992	Kevin Young	USA	46.78	Winthrop Graham	JAM	47.66	Kriss Akabusi	GBR	47.82	
1996	Derrick Adkins	USA	47.54	Samuel Matete	ZAM	47.78	Calvin Davis	USA	47.96	
2000	Angelo Taylor	USA	47.50	Hadi Al-Somaily	KSA	47.53	Llewellyn Herbert	RSA	47.81	
2004	Felix Sánchez	DOM	47.63	Danny McFarlane	JAM	48.11	Naman Keita	FRA	48.26	
2008	Angelo Taylor	USA	47.25	Kerron Clement	USA	47.98	Bershawn Jackson	USA	48.06	

High Jump

1896	Ellery Clark	USA	1.81	James Connolly	USA	1.65			
				Robert Garrett	USA	1.65			
1900	Irving Baxter	USA	1.90	Patrick Leahy	GBR	1.78	Lajos Gönczy	HUN	1.75
1904	Samuel Jones	USA	1.803	Garrett Serviss	USA	1.778	Paul Weinstein	GER	1.778
1906	Con Leahy	GBR	1.775	Lajos Gönczy	HUN	1.75	Themistoklis Diakidis	GRE	1.725
							Herbert Kerrigan	USA	1.725
1908	Harry Porter	USA	1.905	Con Leahy	GBR	1.88			
				István Somodi	HUN	1.88			
				Géo André	FRA	1.88			
1912	Alma Richards	USA	1.93	Hans Liesche	GER	1.91	George Horine	USA	1.89
1920	Richmond Landon	USA	1.935	Harold Muller	USA	1.90	Bo Ekelund	SWE	1.90
1924	Harold Osborn	USA	1.98	Leroy Brown	USA	1.95	Pierre Lewden	FRA	1.92
1928	Bob King	USA	1.94	Benjamin Hedges	USA	1.91	Claude Ménard	FRA	1.91
1932	Duncan McNaughton	CAN	1.97	Robert Van Osdel	USA	1.97	Simeon Toribio	PHI	1.97
1936	Cornelius Johnson	USA	2.03	Dave Albritton	USA	2.00	Delos Thurber	USA	2.00
1948	John Winter	AUS	1.98	Bjørn Paulson	NOR	1.95	George Stanich	USA	1.95
1952	Walt Davis	USA	2.04	Ken Wiesner	USA	2.01	José da Conceição	BRA	1.98
1956	Charles Dumas	USA	2.12	Chilla Porter	AUS	2.10	Igor Kashkarov	URS	2.08

YEAR	GOLD			SILVER			BRONZE		
1960	Robert Shavlakadze	URS	2.16	Valeriy Brumel	URS	2.16	John Thomas	USA	2.14
1964	Valeriy Brumel	URS	2.18	John Thomas	USA	2.18	John Rambo	USA	2.16
1968	Dick Fosbury	USA	2.24	Ed Caruthers	USA	2.22	Valentin Gavrilov	URS	2.20
1972	Jüri Tarmak	URS	2.23	Stefan Junge	GDR	2.21	Dwight Stones	USA	2.21
1976	Jacek Wszola	POL	2.25	Greg Joy	CAN	2.23	Dwight Stones	USA	2.21
1980	Gerd Wessig	GDR	2.36	Jacek Wszola	POL	2.31	Jörg Freimuth	GDR	2.31
1984	Dietmar Mögenburg	FRG	2.35	Patrik Sjöberg	SWE	2.33	Zhu Jianhua	CHN	2.31
1988	Gennadiy Avdyeyenko	URS	2.38	Hollis Conway	USA	2.36	Rudolf Povarnitsyn	URS	2.36
							Patrik Sjöberg	SWE	2.36
1992	Javier Sotomayor	CUB	2.34	Patrik Sjöberg	SWE	2.34	Artur Partyka	POL	2.34
							Tim Forsyth	AUS	2.34
							Hollis Conway	USA	2.34
1996	Charles Austin	USA	2.39	Artur Partyka	POL	2.37	Steve Smith	GBR	2.35
2000	Sergey Klyugin	RUS	2.35	Javier Sotomayor	CUB	2.32	Abderrahmane Hammad	ALG	2.32
2004	Stefan Holm	SWE	2.36	Matt Hemingway	USA	2.34	Jaroslav Bába	CZE	2.34
2008	Andrey Silnov	RUS	2.36	Germaine Mason	GBR	2.34	Yaroslav Rybakov	RUS	2.34

Pole Vault

1896	William Hoyt	USA	3.30	Albert Tyler	USA	3.20	Evangelos Damaskos	GRE	2.60
							Ioannis Theodoropoulos	GRE	2.60
1900	Irving Baxter	USA	3.30	Meredith Colkett	USA	3.25	Carl "Flisa" Andersen	NOR	3.20
1904	Charles Dvorak	USA	3.505	Leroy Samse	USA	3.35	Louis Wilkins	USA	3.35
1906	Fernand Gonder	FRA	3.50	Bruno Söderström	SWE	3.40	Edward Glover	USA	3.35
1908	Edward Cook	USA	3.71	-	-	-	Charles Jacobs	USA	3.58
	Alfred Gilbert	USA	3.71	-	-	-	Edward Archibald	CAN	3.58
							Bruno Söderström	SWE	3.58
1912	Harry Babcock	USA	3.95	Frank Nelson	USA	3.85	-	-	-
				Marcus Wright	USA	3.85			
1920	Frank Foss	USA	4.09	Henry Petersen	DEN	3.70	Edwin Myers	USA	3.60
1924	Lee Barnes	USA	3.95	Glenn Graham	USA	3.95	James Brooker	USA	3.90
1928	Sabin Carr	USA	4.20	William Droegemuller	USA	4.10	Charles McGinnis	USA	3.95
1932	Bill Miller	USA	4.315	Shuhei Nishida	JPN	4.30	George Jefferson	USA	4.20
1936	Earle Meadows	USA	4.35	Shuhei Nishida	JPN	4.25			
				Sueo Oe	JPN	4.25			
1948	Guinn Smith	USA	4.30	Erkki Kataja	FIN	4.20	Bob Richards	USA	4.20
1952	Bob Richards	USA	4.55	Don Laz	USA	4.50	Ragnar Lundberg	SWE	4.40
1956	Bob Richards	USA	4.56	Bob Gutowski	USA	4.53	Yorgos Roubanis	GRE	4.50
1960	Don Bragg	USA	4.70	Ron Morris	USA	4.60	Eeles Landström	FIN	4.55
1964	Fred Hansen	USA	5.10	Wolfgang Reinhardt	GER	5.05	Klaus Lehnertz	GER	5.00
1968	Bob Seagren	USA	5.40	Claus Schiprowski	FRG	5.40	Wolfgang Nordwig	GDR	5.40
1972	Wolfgang Nordwig	GDR	5.50	Bob Seagren	USA	5.40	Jan Johnson	USA	5.35
1976	Tadeusz Slusarski	POL	5.50	Antti Kalliomäki	FIN	5.50	David Roberts	USA	5.50
1980	Wladyslaw Kozakiewicz	POL	5.78	Konstantin Volkov	URS	5.65			
				Tadeusz Slusarski	POL	5.65			
1984	Pierre Quinon	FRA	5.75	Mike Tully	USA	5.65	Earl Bell	USA	5.60
							Thierry Vigneron	FRA	5.60
1988	Sergey Bubka	URS	5.90	Radion Gataullin	URS	5.85	Grigoriy Yegorov	URS	5.80
1992	Maksim Tarasov	EUN	5.80	Igor Trandekov	EUN	5.80	Javier García	ESP	5.75
1996	Jean Galfione	FRA	5.92	Igor Trandekov	RUS	5.92	Andrei Tivontchik	GER	5.92
2000	Nick Hysong	USA	5.90	Lawrence Johnson	USA	5.90	Maksim Tarasov	RUS	5.90
2004	Tim Mack	USA	5.95	Toby Stevenson	USA	5.90	Giuseppe Gibilisco	ITA	5.85
2008	Steven Hooker	AUS	5.96	Yevgeniy Lukyanenko	RUS	5.85	Denys Yurchenko	UKR	5.70

Long Jump

1896	Ellery Clark	USA	6.35	Robert Garrett	USA	6.00	James Connolly	USA	5.84
1900	Alvin Kraenzlein	USA	7.185	Myer Prinstein	USA	7.175	Patrick Leahy	GBR	6.95
1904	Myer Prinstein	USA	7.34	Daniel Frank	USA	6.89	Robert Stangland	USA	6.88
1906	Myer Prinstein	USA	7.20	Peter O'Connor	GBR	7.025	Hugo Friend	USA	6.96
1908	Frank Irons	USA	7.48	Daniel Kelly	USA	7.09	Calvin Bricker	CAN	7.08
1912	Albert Gutterson	USA	7.60	Calvin Bricker	CAN	7.21	Georg Åberg	SWE	7.18
1920	William Pettersson	SWE	7.15	Carl Johnson	USA	7.095	Erik Abrahamsson	SWE	7.08
1924	DeHart Hubbard	USA	7.445	Ed Gourdin	USA	7.275	Sverre Hansen	NOR	7.26
1928	Ed Hamm	USA	7.73	Silvio Cator	HAI	7.58	Al Bates	USA	7.40
1932	Ed Gordon	USA	7.64	Lambert Redd	USA	7.60	Chuhei Nambu	JPN	7.45
1936	Jesse Owens	USA	8.06w	Luz Long	GER	7.87w	Naoto Tajima	JPN	7.74w
1948	Willie Steele	USA	7.825	Theo Bruce	AUS	7.555	Herb Douglas	USA	7.545
1952	Jerome Biffle	USA	7.57	Meredith Gourdine	USA	7.53	Odön Földessy	HUN	7.30

YEAR	GOLD			SILVER			BRONZE		
1956	Greg Bell	USA	7.83	John Bennett	USA	7.68	Jorma Valkama	FIN	7.48
1960	Ralph Boston	USA	8.12	Bo Roberson	USA	8.11	Igor Ter-Ovanesyan	URS	8.04
1964	Lynn Davies	GBR	8.07	Ralph Boston	USA	8.03	Igor Ter-Ovanesyan	URS	7.99
1968	Bob Beamon	USA	8.90	Klaus Beer	GDR	8.19	Ralph Boston	USA	8.16
1972	Randy Williams	USA	8.24	Hans Baumgartner	FRG	8.18	Arnie Robinson	USA	8.03
1976	Arnie Robinson	USA	8.35	Randy Williams	USA	8.11	Frank Wartenberg	GDR	8.02
1980	Lutz Dombrowski	GDR	8.54	Frank Paschek	GDR	8.21	Valeriy Podluzhniy	URS	8.18
1984	Carl Lewis	USA	8.54	Gary Honey	AUS	8.24	Giovanni Evangelisti	ITA	8.24
1988	Carl Lewis	USA	8.72	Mike Powell	USA	8.49	Larry Myricks	USA	8.27
1992	Carl Lewis	USA	8.67	Mike Powell	USA	8.64	Joe Greene	USA	8.34
1996	Carl Lewis	USA	8.50	James Beckford	JAM	8.29	Joe Greene	USA	8.24
2000	Iván Pedroso	CUB	8.55	Jai Taurima	AUS	8.49	Roman Shchurenko	UKR	8.31
2004	Dwight Phillips	USA	8.59	John Moffitt	USA	8.47	Joan Lino Martínez	ESP	8.32
2008	Irving Saladino	PAN	8.34	Khotso Mokoena	RSA	8.24	Ibrahim Camejo	CUB	8.20

Triple Jump

1896	James Connolly	USA	13.71	Alexandre Tuffère	FRA	12.70	Ioannis Persakis	GRE	12.52
1900	Myer Prinstein	USA	14.47	James Connolly	USA	13.97	Lewis Sheldon	USA	13.64
1904	Myer Prinstein	USA	14.35	Fred Englehardt	USA	13.90	Robert Stangland	USA	13.36
1906	Peter O'Connor	GBR	14.075	Con Leahy	GBR	13.98	Thomas Cronan	USA	13.70
1908	Tim Ahearne	GBR	14.915	Garfield MacDonald	CAN	14.76	Edvard Larsen	NOR	14.395
1912	Gustaf Lindblom	SWE	14.76	Georg Åberg	SWE	14.51	Erik Almlöf	SWE	14.17
1920	Vilho Tuulos	FIN	14.505	Folke Jansson	SWE	14.48	Erik Almlöf	SWE	14.27
1924	Nick Winter	AUS	15.52	Luis Brunetto	ARG	15.42	Vilho Tuulos	FIN	15.37
1928	Mikio Oda	JPN	15.21	Levi Casey	USA	15.17	Vilho Tuulos	FIN	15.11
1932	Chuhei Nambu	JPN	15.72	Erik Svensson	SWE	15.32	Kenkichi Oshima	JPN	15.12
1936	Naoto Tajima	JPN	16.00	Masao Harada	JPN	15.66	Jack Metcalfe	AUS	15.50
1948	Arne Åhman	SWE	15.40	George Avery	AUS	15.36	Rudi Sarialp	TUR	15.02
1952	Adhemar da Silva	BRA	16.22	Leonid Shcherbakov	URS	15.98	Arnoldo Devonish	VEN	15.52
1956	Adhemar da Silva	BRA	16.35	Vilhjalmur Einarsson	ISL	16.26	Vitold Kreyer	URS	16.02
1960	Józef Schmidt	POL	16.81	Vladimir Goryayev	URS	16.63	Vitold Kreyer	URS	16.43
1964	Józef Schmidt	POL	16.85	Oleg Fedoseyev	URS	16.58	Viktor Kravchenko	URS	16.57
1968	Viktor Saneyev	URS	17.39	Nelson Prudencio	BRA	17.27	Giuseppe Gentile	ITA	17.22
1972	Viktor Saneyev	URS	17.35	Jörg Drehmel	GDR	17.31	Nelson Prudencio	BRA	17.05
1976	Viktor Saneyev	URS	17.29	James Butts	USA	17.18	João de Oliveira	BRA	16.90
1980	Jaak Uudmäe	URS	17.35	Viktor Saneyev	URS	17.24	João de Oliveira	BRA	17.22
1984	Al Joyner	USA	17.26w	Mike Conley	USA	17.18	Keith Connor	GBR	16.87
1988	Khristo Markov	BUL	17.61	Igor Lapshin	URS	17.52	Aleksandr Kovalenko	URS	17.42
1992	Mike Conley	USA	18.17w	Charles Simpkins	USA	17.60	Frank Rutherford	BAH	17.36
1996	Kenny Harrison	USA	18.09	Jonathan Edwards	GBR	17.88	Yoelbi Quesada	CUB	17.44
2000	Jonathan Edwards	GBR	17.71	Yoel García	CUB	17.47	Denis Kapustin	RUS	17.46
2004	Christian Olsson	SWE	17.79	Marian Oprea	ROU	17.55	Danila Burkenya	RUS	17.48
2008	Nelson Évora	POR	17.67	Phillips Idowu	GBR	17.62	Leevan Sands	BAH	17.59

Shot Put

1896	Robert Garrett	USA	11.22	Miltiadis Gouskos	GRE	11.20	Georgios Papisideris	GRE	10.36
1900	Richard Sheldon	USA	14.10	Josiah McCracken	USA	12.85	Robert Garrett	USA	12.35
1904	Ralph Rose	USA	14.81	Wesley Coe	USA	14.40	Leon Feuerbach	USA	13.37
1906	Martin Sheridan	USA	12.325	Mihály Dávid	HUN	11.85	Erik Lemming	SWE	11.26
1908	Ralph Rose	USA	14.21	Dennis Horgan	GBR	13.62	John Garrels	USA	13.18
1912	Pat McDonald	USA	15.34	Ralph Rose	USA	15.25	Lawrence Whitney	USA	13.93
1920	Ville Pörhölä	FIN	14.81	Elmer Niklander	FIN	14.15	Harry Liversedge	USA	14.15
1924	Bud Houser	USA	14.99	Glenn Hartranft	USA	14.89	Ralph Hills	USA	14.64
1928	John Kuck	USA	15.87	Herman Brix	USA	15.75	Emil Hirschfeld	GER	15.72
1932	Leo Sexton	USA	16.00	Harlow Rothert	USA	15.67	Frantisek Douda	CZE	15.61
1936	Hans Woellke	GER	16.20	Sulo Bärlund	FIN	16.12	Gerhard Stöck	GER	15.66
1948	Wilbur Thompson	USA	17.12	Jim Delaney	USA	16.68	Jim Fuchs	USA	16.42
1952	Parry O'Brien	USA	17.41	Darrow Hooper	USA	17.39	Jim Fuchs	USA	17.06
1956	Parry O'Brien	USA	18.57	Bill Nieder	USA	18.18	Jirí Skobla	CZE	17.65
1960	Bill Nieder	USA	19.68	Parry O'Brien	USA	19.11	Dallas Long	USA	19.01
1964	Dallas Long	USA	20.33	Randy Matson	USA	20.20	Vilmos Varjú	HUN	19.39
1968	Randy Matson	USA	20.54	George Woods	USA	20.12	Eduard Gushchin	URS	20.09
1972	Wladyslaw Komar	POL	21.18	George Woods	USA	21.17	Hartmut Briesenick	GDR	21.14
1976	Udo Beyer	GDR	21.05	Yevgeniy Mironov	URS	21.03	Aleksandr Baryshnikov	URS	21.00
1980	Vladimir Kiselyov	URS	21.35	Aleksandr Baryshnikov	URS	21.08	Udo Beyer	GDR	21.06
1984	Alessandro Andrei	ITA	21.26	Michael Carter	USA	21.09	Dave Laut	USA	20.97
1988	Ulf Timmermann	GDR	22.47	Randy Barnes	USA	22.39	Werner Günthör	SUI	21.99
1992	Mike Stulce	USA	21.70	Jim Doehring	USA	20.96	Vyacheslav Lykho	EUN	20.94

YEAR	GOLD			SILVER			BRONZE		
1996	Randy Barnes	USA	21.62	John Godina	USA	20.79	Aleksandr Bagach	UKR	20.75
2000	Arsi Harju	FIN	21.29	Adam Nelson	USA	21.21	John Godina	USA	21.20
2004	Yuriy Belonog	UKR	21.16	Adam Nelson	USA	21.16	Joachim Olsen	DEN	21.07
2008	Tomasz Majewski	POL	21.51	Christian Cantwell	USA	21.09	Andrei Mikhnevich	BLR	21.05

Discus Throw

1896	Robert Garrett	USA	29.15	Pan. Paraskevopoulos	GRE	28.95	Sotirios Versis	GRE	28.78
1900	Rudolf Bauer	HUN	36.04	Frantisek Janda-Suk	BOH	35.25	Richard Sheldon	USA	34.60
1904	Martin Sheridan	USA	39.28	Ralph Rose	USA	39.28	Nikolaos Yeorgantas	GRE	37.68
1906	Martin Sheridan	USA	41.46	Nikolaos Yeorgantas	GRE	38.06	Werner Järvinen	FIN	36.82
1908	Martin Sheridan	USA	40.89	Merritt Giffin	USA	40.70	Bill Horr	USA	39.44
1912	Armas Taipale	FIN	45.21	Richard Byrd	USA	42.32	James Duncan	USA	42.28
1920	Elmer Niklander	FIN	44.68	Armas Taipale	FIN	44.19	Augustus Pope	USA	42.13
1924	Bud Houser	USA	46.15	Vilho Niittymaa	FIN	44.95	Thomas Lieb	USA	44.83
1928	Bud Houser	USA	47.32	Antero Kivi	FIN	47.23	James Corson	USA	47.10
1932	John Anderson	USA	49.49	Henri LaBorde	USA	48.47	Paul Winter	FRA	47.85
1936	Ken Carpenter	USA	50.48	Gordon Dunn	USA	49.36	Giorgio Oberweger	ITA	49.23
1948	Adolfo Consolini	ITA	52.78	Giuseppe Tosi	ITA	51.78	Fortune Gordien	USA	50.77
1952	Sim Iness	USA	55.03	Adolfo Consolini	ITA	53.78	James Dillion	USA	53.28
1956	Al Oerter	USA	56.36	Fortune Gordien	USA	54.81	Des Koch	USA	54.40
1960	Al Oerter	USA	59.18	Rink Babka	USA	58.02	Dick Cochran	USA	57.16
1964	Al Oerter	USA	61.00	Ludvík Danek	CZE	60.52	Dave Weill	USA	59.49
1968	Al Oerter	USA	64.78	Lothar Milde	GDR	63.08	Ludvík Danek	CZE	62.92
1972	Ludvík Danek	CZE	64.40	Jay Silvester	USA	63.50	Ricky Bruch	SWE	63.40
1976	Mac Wilkins	USA	67.50	Wolfgang Schmidt	GDR	66.22	John Powell	USA	65.70
1980	Viktor Rashchupkin	URS	66.64	Imrich Bugár	CZE	66.38	Luís Delís	CUB	66.32
1984	Rolf Danneberg	FRG	66.60	Mac Wilkins	USA	66.30	John Powell	USA	65.46
1988	Jürgen Schult	GDR	68.82	Romas Ubartas	URS	67.48	Rolf Danneberg	FRG	67.38
1992	Romas Ubartas	LTU	65.12	Jürgen Schult	GER	64.94	Roberto Moya	CUB	64.12
1996	Lars Riedel	GER	69.40	Vladimir Dubrovshchik	BLR	66.60	Vasilii Kaptuykh	BLR	65.80
2000	Virgilijus Alekna	LTU	69.30	Lars Riedel	GER	68.50	Frantz Kruger	RSA	68.19
2004	Virgilijus Alekna	LTU	69.89	Zoltán Kövágó	HUN	67.04	Aleksander Tammert	EST	66.66
2008	Gerd Kanter	EST	68.82	Piotr Malachowski	POL	67.82	Virgilijus Alekna	LTU	67.79

Hammer Throw

1896	Not contested								
1900	John Flanagan	USA	51.01	Truxton Hare	USA	46.25	Josiah McCracken	USA	44.50
1904	John Flanagan	USA	51.23	John DeWitt	USA	50.265	Ralph Rose	USA	45.73
1906	Not contested								
1908	John Flanagan	USA	51.92	Matt McGrath	USA	51.18	Con Walsh	USA	48.50
1912	Matt McGrath	USA	54.74	Duncan Gillis	CAN	48.39	Clarence Childs	USA	48.17
1920	Patrick Ryan	USA	52.875	Carl-Johan Lind	SWE	48.43	Basil Bennet	USA	48.25
1924	Fred Tootell	USA	53.29	Matt McGrath	USA	50.84	Malcolm Nokes	GBR	48.87
1928	Pat O'Callaghan	IRL	51.39	Ossian Skiöld	SWE	51.29	Edmund Black	USA	49.03
1932	Pat O'Callaghan	IRL	53.92	Ville Pörhölä	FIN	52.27	Peter Zaremba	USA	50.33
1936	Karl Hein	GER	56.49	Erwin Blask	GER	55.04	Fred Warngård	SWE	54.83
1948	Imre Németh	HUN	56.07	Ivan Gubijan	YUG	54.27	Robert Bennett	USA	53.73
1952	József Csermák	HUN	60.34	Karl Storch	GER	58.86	Imre Németh	HUN	57.74
1956	Harold Connolly	USA	63.19	Mikhail Krivonosov	URS	63.03	Anatolii Samotsvetov	URS	62.56
1960	Vasilii Rudenkov	URS	67.10	Gyula Zsivótzky	HUN	65.79	Tadeusz Rut	POL	65.64
1964	Romuald Klim	URS	69.74	Gyula Zsivótzky	HUN	69.09	Uwe Beyer	FRG	68.09
1968	Gyula Zsivótzky	HUN	73.36	Romuald Klim	URS	73.28	Lázár Lovász	HUN	69.78
1972	Anatolii Bondarchuk	URS	75.50	Jochen Sachse	GDR	74.96	Vasilii Khmelevskiy	URS	74.04
1976	Yuriy Sedykh	URS	77.52	Aleksey Spiridonov	URS	76.08	Anatolii Bondarchuk	URS	75.48
1980	Yuriy Sedykh	URS	81.80	Sergey Litvinov	URS	80.64	Jüri Tamm	URS	78.96
1984	Juha Tiainen	FIN	78.08	Karl-Hans Riehm	FRG	77.98	Klaus Ploghaus	FRG	76.68
1988	Sergey Litvinov	URS	84.80	Yuriy Sedykh	URS	83.76	Jüri Tamm	URS	81.16
1992	Andrey Abduvaliyev	EUN	82.54	Igor Astapkovich	EUN	81.96	Igor Nikulin	EUN	81.38
1996	Balázs Kiss	HUN	81.24	Lance Deal	USA	81.12	Aleksey Krykun	UKR	80.02
2000	Szymon Ziolkowski	POL	80.02	Nicola Vizzoni	ITA	79.64	Igor Astapkovich	BLR	79.17
2004	Koji Murofushi	JPN	82.91	Ivan Tikhon	BLR	79.81	Esfref Apak	TUR	79.51
2008	Primoz Kozmus	SLO	82.02	Krisztián Pars	HUN	80.96	Koji Murofushi	JPN	80.71

Javelin Throw

1896 to 1904: Not contested

1908	Eric Lemming	SWE	54.825	Arne Halse	NOR	50.57	Otto Nilsson	SWE	47.10
1912	Eric Lemming	SWE	60.64	Juho Saaristo	FIN	58.66	Mór Kóvács	HUN	55.50
1920	Jonni Myyrä	FIN	65.78	Urho Peltonen	FIN	63.605	Pekko Johansson	FIN	63.095

YEAR	GOLD			SILVER			BRONZE		
1924	Jonni Myyrä	FIN	62.96	Gunnar Lindström	SWE	60.92	Eugene Oberst	USA	58.35
1928	Erik Lundqvist	SWE	66.60	Béla Szepes	HUN	65.26	Olav Sunde	NOR	63.97
1932	Matti Järvinen	FIN	72.71	Matti Sippala	FIN	69.80	Eino Penttilä	FIN	68.70
1936	Gerhard Stöck	GER	71.84	Yrjö Nikkanen	FIN	70.77	Kalervo Toivonen	FIN	70.72
1948	Tapio Rautavaara	FIN	69.77	Steve Seymour	USA	67.56	József Várszegi	HUN	67.03
1952	Cyrus Young	USA	73.78	Bill Miller	USA	72.46	Toivo Hyytiäinen	FIN	71.89
1956	Egil Danielsen	NOR	85.71	Janusz Sidlo	POL	79.98	Viktor Tsybulenko	URS	79.50
1960	Viktor Tsybulenko	URS	84.64	Walter Krüger	GER	79.36	Gergely Kulcsár	HUN	78.57
1964	Pauli Nevala	FIN	82.66	Gergely Kulcsár	HUN	82.32	Janis Lusia	URS	80.57
1968	Janis Lusia	URS	90.10	Jorma Kinnunen	FIN	88.58	Gergely Kulcsár	HUN	87.06
1972	Klaus Wolferrmann	FRG	90.48	Janis Lusia	URS	90.46	Bill Schmidt	USA	84.42
1976	Miklós Németh	HUN	94.58	Hannu Siitonen	FIN	87.92	Gheorghe Megelea	ROU	87.16
1980	Dainis Kula	URS	91.20	Aleksandr Makarov	URS	89.64	Wolfgang Hanisch	GDR	86.72
1984	Arto Härkönen	FIN	86.76	David Ottley	GBR	85.74	Kenth Eldebrink	SWE	83.72
1988	Tapio Korjus	FIN	84.28	Jan Zelezny	CZE	84.12	Seppo Rätty	FIN	83.26
1992	Jan Zelezny	CZE	89.66	Seppo Rätty	FIN	86.60	Steve Backley	GBR	83.38
1996	Jan Zelezny	CZE	88.16	Steve Backley	GBR	87.44	Seppo Rätty	FIN	86.98
2000	Jan Zelezny	CZE	90.17	Steve Backley	GBR	89.85	Sergey Makarov	RUS	88.67
2004	Andreas Thorkildsen	NOR	86.50	Vadims Vasilevskis	LAT	84.95	Sergey Makarov	RUS	84.84
2008	Andreas Thorkildsen	NOR	90.57	Ainars Kovals	LAT	86.64	Tero Pitkämäki	FIN	86.16

Decathlon*1896, 1900 & 1908: Not contested**All scores on tables in use at time of competition*

1912#	Jim Thorpe	USA	8412.955						
	Hugo Wieslander	SWE	7724.495	Charles Lomberg	SWE	7413.510	Gösta Holmer	SWE	7347.855
1920	Helge Lovland	NOR	6804.355	Brutus Hamilton	USA	6771.085	Bertil Ohlsson	SWE	6580.03
1924	Harold Osborn	USA	7710.775	Emerson Norton	USA	7350.895	Aleksander Klumberg	EST	7329.36
1928	Paavo Yrjölä	FIN	8053.29	Akilles Järvinen	FIN	7931.5	Ken Doherty	USA	7706.65
1932	Jim Bausch	USA	8462.235	Akilles Järvinen	FIN	8292.48	Wolrad Eberle	GER	8030.805
1936	Glenn Morris	USA	7900	Bob Clark	USA	7601	Jack Parker	USA	7275
1948	Bob Mathias	USA	7139	Ignace Heinrich	FRA	6974	Floyd Simmons	USA	6950
1952	Bob Mathias	USA	7887	Milt Campbell	USA	6975	Floyd Simmons	USA	6788
1956	Milt Campbell	USA	7937	Rafer Johnson	USA	7587	Vasilii Kuznetsov	URS	7465
1960	Rafer Johnson	USA	8392	Yang Chuan-Kwang	TPE	8334	Vasilii Kuznetsov	URS	7809
1964	Willi Holdorf	FRG	7887	Rein Aun	URS	7842	Hans-Joachim Walde	GER	7809
1968	Bill Toomey	USA	8193	Hans-Joachim Walde	FRG	8111	Kurt Bendlin	FRG	8064
1972	Mykola Avilov	URS	8454	Leonid Litvinenko	URS	8035	Ryszard Katus	POL	7984
1976	Bruce Jenner	USA	8618	Guido Kratschmer	FRG	8411	Mykola Avilov	URS	8369
1980	Daley Thompson	GBR	8495	Yuriy Kutsenko	URS	8331	Sergey Zhelanov	URS	8135
1984	Daley Thompson	GBR	8798	Jürgen Hingsen	FRG	8673	Siegfried Wentz	FRG	8412
1988	Christian Schenk	GDR	8488	Torsten Voss	GDR	8399	Dave Steen	CAN	8328
1992	Robert Zmelik	CZE	8611	Antonio Peñalver	ESP	8412	Dave Johnson	USA	8309
1996	Dan O'Brien	USA	8824	Frank Busemann	GER	8706	Tomás Dvorák	CZE	8664
2000	Erki Nool	EST	8641	Román Sebrle	CZE	8606	Chris Huffins	USA	8595
2004	Román Sebrle	CZE	8893	Bryan Clay	USA	8820	Dmitriy Karpov	KAZ	8725
2008	Bryan Clay	USA	8791	Andrey Kravchenko	BLR	8551	Leonel Suárez	CUB	8527

Thorpe originally finished outright first but was later disqualified for a breach of amateur rules. He was reinstated in 1982 by the IOC, but only as joint first

20 Kilometres Walk*1896 to 1952: Not contested*

1956	Leonid Spirin	URS	1:31:27.4	Antonias Mikenas	URS	1:32:03.0	Bruno Junk	URS	1:32:12.0
1960	Volodymyr Golubnichiy	URS	1:34:07.2	Noel Freeman	AUS	1:34:16.4	Stan Vickers	GBR	1:34:56.4
1964	Ken Matthews	GBR	1:29:34.0	Dieter Lindner	GDR	1:31:13.2	Volodymyr Holubnichiy	URS	1:31:59.4
1968	Volodymyr Golubnichiy	URS	1:33:58.4	José Pedraza	MEX	1:34:00.0	Mykola Smaga	URS	1:34:03.4
1972	Peter Frenkel	GDR	1:26:42.4	Volodymyr Holubnichiy	URS	1:26:55.2	Hans-Georg Reimann	GDR	1:27:16.6
1976	Daniel Bautista	MEX	1:24:40.6	Hans-Georg Reimann	GDR	1:25:13.8	Peter Frenkel	GDR	1:25:29.4
1980	Maurizio Damilano	ITA	1:23:35.5	Pyotr Pochenchuk	URS	1:24:45.4	Roland Wieser	GDR	1:25:58.2
1984	Ernesto Canto	MEX	1:23:13	Raúl González	MEX	1:23:20	Maurizio Damilano	ITA	1:23:26
1988	Jozef Pribilinec	CZE	1:19:57	Ronald Weigel	GDR	1:20:00	Maurizio Damilano	ITA	1:20:14
1992	Daniel Plaza	ESP	1:21:45	Guillaume Leblanc	CAN	1:22:25	Giovanni DeBenedictis	ITA	1:23:11
1996	Jefferson Pérez	ECU	1:20:07	Ilya Markov	RUS	1:20:16	Bernado Segura	MEX	1:20:23
2000	Robert Korzeniowski	POL	1:18:59	Noe Hernández	MEX	1:19:03	Vladimir Andreyev	RUS	1:19:27
2004	Ivano Brugnetti	ITA	1:19:40	Francisco Fernández	ESP	1:19:45	Nathan Deakes	AUS	1:20:02
2008	Valeriy Borchin	RUS	1:19:01	Jefferson Pérez	ECU	1:19:15	Jared Tallent	AUS	1:19:42

50 Kilometres Walk*1896 to 1928: Not contested*

1932	Tommy Green	GBR	4:50:10	Janis Dalins	LAT	4:57:20	Ugo Frigerio	ITA	4:59:06
------	-------------	-----	---------	--------------	-----	---------	--------------	-----	---------

YEAR	GOLD		SILVER		BRONZE				
1936	Harold Whitlock	GBR	4:30:41.4	Arthur Tell Schwab	SUI	4:32:09.2	Adalberts Bubenko	LAT	4:32:42.2
1948	John Ljunggren	SWE	4:41:52	Gaston Godel	SUI	4:48:17	Tebbs Lloyd-Johnson	GBR	4:48:31
1952	Giuseppe Dordoni	ITA	4:28:07.8	Josef Dolezal	CZE	4:30:17.8	Antal Róka	HUN	4:31:27.2
1956	Norman Read	NZL	4:30:42.0	Yevgeniy Maskinskoy	URS	4:32:57.0	John Ljunggren	SWE	4:35:02.0
1960	Don Thompson	GBR	4:25:30.0	John Ljunggren	SWE	4:25:47.0	Abdon Pamich	ITA	4:27:55.4
1964	Abdon Pamich	ITA	4:11:12.4	Paul Nihill	GBR	4:11:31.2	Ingvar Pettersson	SWE	4:14:17.4
1968	Christoph Höhne	GDR	4:20:13.6	Antal Kiss	HUN	4:30:17.0	Larry Young	USA	4:31:55.4
1972	Bernd Kannenberg	FRG	3:56:11.57	Veniamin Soldatenko	URS	3:58:24.0	Larry Young	USA	4:00:46.0
1976	Not contested								
1980	Hartwig Gauder	GDR	3:49:23.4	Jordi Llopart	ESP	3:51:25	Yevgeniy Ivchenko	URS	3:56:32
1984	Raúl González	MEX	3:47:26	Bo Gustafsson	SWE	3:53:19	Alessandro Bellucci	ITA	3:53:45
1988	Vyacheslav Ivanenko	URS	3:38:29	Ronald Weigel	GDR	3:38:56	Hartwig Gauder	GDR	3:39:45
1992	Andrey Perlov	EUN	3:50:13	Carlos Mercenario	MEX	3:52:09	Ronald Weigel	GER	3:53:45
1996	Robert Korzeniowski	POL	3:43:30	Mikhail Shchennikov	RUS	3:43:46	Valentí Massana	ESP	3:44:19
2000	Robert Korzeniowski	POL	3:42:22	Aigars Fadejevs	LAT	3:43:40	Joel Sánchez	MEX	3:44:36
2004	Robert Korzeniowski	POL	3:38:46	Denis Nizhegorodov	RUS	3:42:50	Aleksey Voyevodin	RUS	3:43:34
2008	Alex Schwazer	ITA	3:37:09	Jared Tallent	AUS	3:39:27	Denis Nizhegorodov	RUS	3:40:14

4 x 100 Metres Relay

1896 to 1908: Not contested

1912	Great Britain & Ireland	42.4	Sweden	42.6	-	
1920	United States	42.2	France	42.5	Sweden	42.8
1924	United States	41.0	Great Britain & NI	41.2	Holland	41.8
1928	United States	41.0	Germany	41.2	Great Britain & NI	41.8
1932	United States	40.10	Germany	40.9	Italy	41.2
1936	United States	39.8	Italy	41.13	Germany	41.30
1948	United States	40.7	Great Britain & NI	41.5	Italy	41.8
1952	United States	40.26	USSR	40.58	Hungary	40.83
1956	United States	39.60	USSR	39.93	Germany	40.34
1960	Germany	39.66	USSR	40.24	Great Britain & NI	40.32
1964	United States	39.06	Poland	39.36	France	39.36
1968	United States	38.24	Cuba	38.40	France	38.43
1972	United States	38.19	USSR	38.50	FRG	38.79
1976	United States	38.33	GDR	38.66	USSR	38.78
1980	USSR	38.26	Poland	38.33	France	38.53
1984	United States	37.83	Jamaica	38.62	Canada	38.70
1988	USSR	38.19	Great Britain & NI	38.28	France	38.40
1992	United States	37.40	Nigeria	37.98	Cuba	38.00
1996	Canada	37.69	United States	38.05	Brazil	38.41
2000	United States	37.61	Brazil	37.90	Cuba	38.04
2004	Great Britain & NI	38.07	United States	38.08	Nigeria	38.23
2008	Jamaica	37.10	Trinidad & Tobago	38.06	Japan	38.15

4 x 400 Metres Relay

1896 to 1906: Not contested

1912	United States	3:16.6	France	3:20.7	Great Britain & Ireland	3:23.2
1920	Great Britain & Ireland	3:22.2	South Africa	3:24.2	France	3:23.9
1924	United States	3:16.0	Sweden	3:17.0	Great Britain & NI	3:17.4
1928	United States	3:14.2	Germany	3:14.8	Canada	3:15.4
1932	United States	3:08.14	Great Britain & NI	3:11.2	Canada	3:12.8
1936	Great Britain & NI	3:09.0	United States	3:11.0	Germany	3:11.8
1948	United States	3:10.4	France	3:14.8	Sweden	3:16.0
1952	Jamaica	3:04.04	United States	3:04.21	Germany	3:06.78
1956	United States	3:04.81	Australia	3:06.19	Great Britain & NI	3:07.19
1960	United States	3:02.37	Germany	3:02.84	British West Indies	3:04.13
1964	United States	3:00.7	Great Britain & NI	3:01.6	Trinidad & Tobago	3:01.7
1968	United States	2:56.16	Kenya	2:59.64	FRG	3:00.57
1972	Kenya	2:59.83	Great Britain & NI	3:00.46	France	3:00.65
1976	United States	2:58.65	Poland	3:01.43	FRG	3:01.98
1980	USSR	3:01.08	GDR	3:01.26	Italy	3:04.3
1984	United States	2:57.91	Great Britain & NI	2:59.13	Nigeria	2:59.32
1988	United States	2:56.16	Jamaica	3:00.30	FRG	3:00.56
1992	United States	2:55.74	Cuba	2:59.51	Great Britain & NI	2:59.73
1996	United States	2:55.99	Great Britain & NI	2:56.60	Jamaica	2:59.42
2000	Nigeria	2:58.68	Jamaica	2:58.78	Bahamas	2:59.23
2004	United States	2:55.91	Australia	3:00.60	Nigeria	3:00.90
2008	United States	2:55.39	Bahamas	2:58.03	Russia	2:58.06

YEAR	GOLD		SILVER		BRONZE		Wind			
WOMEN (From 1928)										
100 Metres										
1928	Betty Robinson	USA	12.2	Fanny Rosenfeld	CAN	12.2	Ethel Smith	CAN	12.3	
1932	Stella Walasiewicz	POL	11.9	Hilda Strike	CAN	11.9	Bille Von Bremen	USA	12.0	
1936	Helen Stephens	USA	11.5w	Stella Walasiewicz	POL	11.7	Käthe Krauss	GER	11.9	3.5
1948	Fanny Blankers-Koen	NED	12.2	Dorothy Manley	GBR	12.4	Shirley Strickland	AUS	12.6	<0
1952	Marjorie Jackson	AUS	11.67	Daphne Hasenjager	RSA	12.05	Shirley Strickland	AUS	12.12	1.7
1956	Betty Cuthbert	AUS	11.82	Christa Stubnick	GDR	11.92	Marlene Matthews	AUS	11.94	-2.3
1960	Wilma Rudolph	USA	11.18w	Dorothy Hyman	GBR	11.43	Giuseppina Leone	ITA	11.48	2.8
1964	Wyomia Tyus	USA	11.49	Edith Maguire	USA	11.62	Ewa Klobukowska	POL	11.64	-1.2
1968	Wyomia Tyus	USA	11.08	Barbara Ferrell	USA	11.15	Irena Szewinska	POL	11.19	1.2
1972	Renate Stecher	GDR	11.07	Raelene Boyle	AUS	11.23	Silvia Chivás	CUB	11.24	-0.2
1976	Annegret Richter	FRG	11.08	Renate Stecher	GDR	11.13	Inge Helten	FRG	11.17	0.0
1980	Lyudmila Kondratyeva	URS	11.06	Marlies Göhr	GDR	11.07	Ingrid Auerswald	GDR	11.14	1.0
1984	Evelyn Ashford	USA	10.97	Alice Brown	USA	11.13	Merlene Ottey-Page	JAM	11.16	-1.2
1988	Florence Griffith Joyner	USA	10.54w	Evelyn Ashford	USA	10.83	Heike Drechsler	GDR	10.85	3.0
1992	Gail Devers	USA	10.82	Juliet Cuthbert	JAM	10.83	Irina Privalova	EUN	10.84	-1.0
1996	Gail Devers	USA	10.94	Merlene Ottey	JAM	10.94	Gwen Torrence	USA	10.96	-0.7
2000¶	Marion Jones	USA	10.75	Katerína Thanou	GRE	11.12	Tanya Lawrence	JAM	11.18	-0.4
							4th: Merlene Ottey	JAM	11.19	
2004	Yuliya Nesterenko	BLR	10.93	Lauryn Williams	USA	10.96	Veronica Campbell	JAM	10.97	0.1
2008	Shelly-Ann Fraser	JAM	10.78	Sherone Simpson	JAM	10.98				0.0
				Kerron Stewart	JAM	10.98				

¶ Marion Jones USA is disqualified for doping violations, but IOC have yet to decide how to re-distribute the medals

200 Metres

1928 to 1936: Not contested

YEAR	GOLD		SILVER		BRONZE		Wind			
1948	Fanny Blankers-Koen	NED	24.4	Audrey Williamson	GBR	25.2	Audrey Patterson	USA	25.3	0.0
1952	Marjorie Jackson	AUS	23.89	Bertha Brouwer	NED	24.25	Nadyezhda Khnykina	URS	24.37	
1956	Betty Cuthbert	AUS	23.55	Christa Stubnick	GER	23.89	Marlene Mathews	AUS	24.10	
1960	Wilma Rudolph	USA	24.13	Jutta Heine	GER	24.58	Dorothy Hyman	GBR	24.82	<0.0
1964	Edith Maguire	USA	23.05	Irena Kirszenstein	POL	23.13	Marilyn Black	AUS	23.18	0.8
1968	Irena Szewinska	POL	22.58	Raelene Boyle	AUS	22.74	Jennifer Lamy	AUS	22.88	2.0
1972	Renate Stecher	GDR	22.40	Raelene Boyle	AUS	22.45	Irena Szewinska	POL	22.74	1.1
1976	Bärbel Eckert	GDR	22.37	Annegret Richter	FRG	22.39	Renate Stecher	GDR	22.47	0.0
1980	Bärbel Wöckel	GDR	22.03	Natalya Bochina	URS	22.19	Merlene Ottey	JAM	22.20	1.5
1984	Valerie Brisco-Hooks	USA	21.81	Florence Griffith	USA	22.04	Merlene Ottey-Page	JAM	22.09	-0.1
1988	Florence Griffith Joyner	USA	21.34	Grace Jackson	JAM	21.72	Heike Drechsler	GDR	21.95	1.3
1992	Gwen Torrence	USA	21.81	Juliet Cuthbert	JAM	22.02	Merlene Ottey	JAM	22.09	-0.6
1996	Marie-José Pérec	FRA	22.12	Merlene Ottey	JAM	22.24	Mary Onyali	NGR	22.38	0.3
2000¶	Marion Jones	USA	21.84	Pauline Davis	BAH	22.27	Susanthika Jayasinghe	SRI	22.28	0.7
							4th: Beverley McDonald	JAM	22.35	
2004	Veronica Campbell	JAM	22.05	Allyson Felix	USA	22.18	Debbie Ferguson	BAH	22.30	0.8
2008	Veronica Campbell-Brown	JAM	21.74	Allyson Felix	USA	21.93	Kerron Stewart	JAM	22.00	0.6

* Photo-finish subsequently revealed that Shirley Strickland (AUS) placed third ahead of Patterson

¶ Marion Jones USA is disqualified for doping violations, but IOC have yet to decide how to re-distribute the medals

400 Metres

1928 to 1960: Not contested

1964	Betty Cuthbert	AUS	52.01	Ann Packer	GBR	52.20	Judy Amore	AUS	53.4	
1968	Colette Besson	FRA	52.03	Lillian Board	GBR	52.12	Natalya Pechonkina	URS	52.25	
1972	Monika Zehrt	GDR	51.08	Rita Wilden	FRG	51.21	Kathy Hammond	USA	51.64	
1976	Irena Szewinska	POL	49.28	Christina Brehmer	GDR	50.51	Ellen Streidt	GDR	50.55	
1980	Marita Koch	GDR	48.88	Jarmila Kratochvílová	CZE	49.46	Christina Lathan	GDR	49.66	
1984	Valerie Brisco-Hooks	USA	48.83	Chandra Cheeseborough	USA	49.05	Kathy Cook	GBR	49.43	
1988	Olga Bryzgina	URS	48.65	Petra Müller	GDR	49.45	Olga V. Nazarova	URS	49.90	
1992	Marie-José Pérec	FRA	48.83	Olga Bryzgina	EUN	49.05	Ximena Restrepo	COL	49.64	
1996	Marie-José Pérec	FRA	48.25	Cathy Freeman	AUS	48.63	Falilat Ogunkoya	NGR	49.10	
2000	Cathy Freeman	AUS	49.11	Lorraine Graham	JAM	49.58	Katharine Merry	GBR	49.72	
2004	Tonique Williams-Darling	BAH	49.41	Ana Guevar	MEX	49.56	Natalya Antyukh	RUS	49.89	
2008	Christine Ohuruogu	GBR	49.62	Shericka Williams	JAM	49.69	Sanya Richards	USA	49.93	

800 Metres

1928 Lina Radke GER 2:16.8 Kinuye Hitomi JPN 2:17.6 Inga Gentzel SWE 2:18.8

1932 to 1956: Not contested

1960	Lyudmila Shevtsova	URS	2:04.50	Brenda Jones	AUS	2:04.58	Ursula Donath	GDR	2:05.73	
1964	Ann Packer	GBR	2:01.1	Maryvonne Dupureur	FRA	2:01.9	Marise Chamberlain	NZL	2:02.8	
1968	Madeline Manning	USA	2:00.92	Ilona Silai	ROU	2:02.58	Maria Gommers	NED	2:02.63	
1972	Hildegard Falck	FRG	1:58.55	Niole Sabaité	URS	1:58.65	Gunhild Hoffmeister	GDR	1:59.19	

YEAR	GOLD		SILVER		BRONZE		Wind		
1976	Tatyana Kazankina	URS	1:54.94	Nikolina Shtereva	BUL	1:55.42	Elfi Zinn	GDR	1:55.60
1980	Nadyezhda Olizarenko	URS	1:53.43	Olga Mineyeva	URS	1:54.81	Tatyana Providokhina	URS	1:55.46
1984	Doina Melinte	ROU	1:57.60	Kim Gallagher	USA	1:58.63	Fita Lovin	ROU	1:58.83
1988	Sigrun Wodars	GDR	1:56.10	Christine Wachtel	GDR	1:56.64	Kim Gallagher	USA	1:56.91
1992	Ellen van Langen	NED	1:55.54	Liliya Nurutdinova	EUN	1:55.99	Ana Quirot	CUB	1:56.80
1996	Svetlana Masterkova	RUS	1:57.73	Ana Quirot	CUB	1:58.11	Maria Mutola	MOZ	1:58.71
2000	Maria Mutola	MOZ	1:56.15	Stephanie Graf	AUT	1:56.64	Kelly Holmes	GBR	1:56.80
2004	Kelly Holmes	GBR	1:56.38	Hasna Benhassi	MAR	1:56.43	Jolanda Ceplak	SLO	1:56.43
2008	Pamela Jelimo	KEN	1:54.87	Janeth Jepkosgei	KEN	1:56.07	Hasna Benhassi	MAR	1:56.73

1500 Metres*1928 to 1968: Not contested*

1972	Lyudmila Bragina	URS	4:01.38	Gunhild Hoffmeister	GDR	4:02.83	Paola Cacchi	ITA	4:02.85
1976	Tatyana Kazankina	URS	4:05.48	Gunhild Hoffmeister	GDR	4:06.02	Ulrike Klapezynski	GDR	4:06.09
1980	Tatyana Kazankina	URS	3:56.56	Christiane Wartenberg	GDR	3:57.71	Nadyezhda Olizarenko	URS	3:59.52
1984	Gabriella Dorio	ITA	4:03.25	Doina Melinte	ROU	4:03.76	Maricica Puica	ROU	4:04.15
1988	Paula Ivan	ROU	3:53.96	Laima Baikauskaitė	URS	4:00.24	Tatyana Samolenko	URS	4:00.30
1992	Hassiba Boulmerka	ALG	3:55.30	Lyudmila Rogachova	EUN	3:56.91	Qu Yunxia	CHN	3:57.08
1996	Svetlana Masterkova	RUS	4:00.83	Gabriela Szabo	ROU	4:01.54	Theresia Kiesl	AUT	4:03.02
2000	Nouria Mérah-Benida	ALG	4:05.10	Violeta Szekely	ROU	4:05.15	Gabriela Szabo	ROU	4:05.27
2004	Kelly Holmes	GBR	3:57.90	Tatyana Tomashova	RUS	3:58.12	Maria Cioncan	ROU	3:58.39
2008	Nancy Lagat	KEN	4:00.23	Iryna Lishchynska	UKR	4:01.63	Nataliya Tobias	UKR	4:01.78

3000/5000 Metres*1928 to 1980: Not contested; replaced by 5000m from 1996*

1984	Maricica Puica	ROU	8:35.96	Wendy Sly	GBR	8:39.47	Lynn Williams	CAN	8:42.14
1988	Tatyana Samolenko	URS	8:26.53	Paula Ivan	ROU	8:27.15	Yvonne Murray	GBR	8:29.02
1992	Yelena Romanova	EUN	8:46.04	Tatyana Dorovskikh	EUN	8:46.85	Angela Chalmers	CAN	8:47.22
1996	Wang Junxia	CHN	14:59.88	Pauline Konga	KEN	15:03.49	Roberta Brunet	ITA	15:07.52
2000	Gabriela Szabo	ROU	14:40.79	Sonia O'Sullivan	IRL	14:41.02	Gete Wami	ETH	14:42.23
2004	Meseret Defar	ETH	14:45.65	Isabella Ochichi	KEN	14:48.19	Tirunesh Dibaba	ETH	14:51.83
2008	Tirunesh Dibaba	ETH	15:41.40	Elvan Abeylegesse	TUR	15:42.74	Meseret Defar	ETH	15:44.12

10,000 Metres*1928 to 1984: Not contested*

1988	Olga Bondarenko	URS	31:05.21	Liz McColgan	GBR	31:08.44	Yelena Zhupiyova	URS	31:19.82
1992	Derartu Tulu	ETH	31:06.02	Elana Meyer	RSA	31:11.75	Lynn Jennings	USA	31:19.89
1996	Fernanda Ribeiro	POR	31:01.63	Wang Junxia	CHN	31:02.58	Gete Wami	ETH	31:06.65
2000	Derartu Tulu	ETH	30:17.49	Gete Wami	ETH	30:22.48	Fernanda Ribeiro	POR	30:22.88
2004	Xing Huina	CHN	30:24.36	Ejegayehu Dibaba	ETH	30:24.98	Derartu Tulu	ETH	30:26.42
2008	Tirunesh Dibaba	ETH	29:54.66	Elvan Abeylegesse	TUR	29:56.34	Shalane Flanagan	USA	30:22.22

Marathon*1928 to 1980: Not contested*

1984	Joan Benoit	USA	2:24:52	Grete Waitz	NOR	2:26:18	Rosa Mota	POR	2:26:57
1988	Rosa Mota	POR	2:25:40	Lisa Martin	AUS	2:25:53	Katrin Dörre	GDR	2:26:21
1992	Valentina Yegorova	EUN	2:32:41	Yuko Arimori	JPN	2:32:49	Lorraine Moller	NZL	2:33:59
1996	Fatuma Roba	ETH	2:26:05	Valentina Yegorova	RUS	2:28:05	Yuko Arimori	JPN	2:28:39
2000	Naoko Takahashi	JPN	2:23:14	Lidia Simon	ROU	2:23:22	Joyce Chepchumba	KEN	2:24:45
2004	Mizuki Noguchi	JPN	2:26:20	Catherine Ndereba	KEN	2:26:32	Deena Kastor	USA	2:27:20
2008	Constantina Tomescu-Dita	ROU	2:26:44	Catherine Ndereba	KEN	2:27:06	Zhou Chunxiu	CHN	2:27:07

3000 Metres Steeplechase*1928 to 2004: Not contested*

2008	Gulnara Samitova-Galkina	RUS	8:58.81	Eunice Jepkorir	KEN	9:07.41	Yekaterina Volkova	RUS	9:07.64
------	--------------------------	-----	---------	-----------------	-----	---------	--------------------	-----	---------

80/100 Metres Hurdles*100 Metres from 1972*

1928	Not contested								
1932	Mildred Didrikson	USA	11.7	Evelyne Hall	USA	11.7	Marjorie Clark	RSA	11.8
1936	Trebisonda Valla	ITA	11.75	Anny Steuer	GER	11.81	Elizabeth Taylor	CAN	11.82 1.4
1948	Fanny Blankers-Koen	NED	11.4	Maureen Gardner	GBR	11.5	Shirley Strickland	AUS	11.5 1.9
1952	Shirley Strickland	AUS	11.01	Mariya Golubnichaya	URS	11.24	Maria Sander	GER	11.38
1956	Shirley Strickland	AUS	10.96	Gisela Köhler	GER	11.12	Norma Thrower	AUS	11.25 -1.3
1960	Irina Press	URS	10.93	Carole Quinton	GBR	10.99	Gisela Birkemeyer	GER	11.13 0.0
1964	Karin Balzer	GER	10.54w	Teresa Ciepla	POL	10.55	Pam Kilborn	AUS	10.56 2.3
1968	Maureen Caird	AUS	10.39	Pam Kilborn	AUS	10.46	Chi Cheng	TPE	10.51 0.0
1972	Annelie Ehrhardt	GDR	12.59	Valeria Bufanu	ROU	12.84	Karin Balzer	GDR	12.90 -0.6
1976	Johanna Schaller	GDR	12.77	Tatyana Anisimova	URS	12.78	Natalya Lebedeva	URS	12.80 0.0
1980	Vera Komisova	URS	12.56	Johanna Klier	GDR	12.63	Lucyna Langer	POL	12.65 1.0

YEAR	GOLD		SILVER		BRONZE		Wind	
1984	Benita Fitzgerald-Brown	USA	12.84	Shirley Strong	GBR	12.88	Kim Turner USA 13.06 Michèle Chardonnet FRA 13.06	-0.7
1988	Yordanka Donkova	BUL	12.38	Gloria Siebert	GDR	12.61	Claudia Zaczekiewicz FRG 12.75	0.2
1992	Voula Patoulidou	GRE	12.64	LaVonna Martin	USA	12.69	Yordanka Donkova BUL 12.70	0.4
1996	Ludmila Engquist	SWE	12.58	Brigita Bukovec	SLO	12.59	Patricia Girard-Léno FRA 12.65	0.2
2000	Olga Shishigina	KAZ	12.65	Glory Alozie	NGR	12.68	Melissa Morrison USA 12.76	0.0
2004	Joanna Hayes	USA	12.37	Yelena Krasovska	UKR	12.45	Melissa Morrison USA 12.56	1.5
2008	Dawn Harper	USA	12.54	Sally McLellan	AUS	12.64	Priscilla Lopes-Schliep CAN 12.64	0.1

400 Metres Hurdles*1928 to 1980: Not contested*

1984	Nawal El Moutawakel	MAR	54.61	Judi Brown	USA	55.20	Cristeana Cojocaru ROU 55.41
1988	Debbie Flintoff-King	AUS	53.17	Tatyana Ledovskaya	URS	53.18	Ellen Fiedler GDR 53.63
1992	Sally Gunnell	GBR	53.23	Sandra Farmer-Patrick	USA	53.69	Janeene Vickers USA 54.31
1996	Deon Hemmings	JAM	52.82	Kim Batten	USA	53.08	Tonja Buford-Bailey USA 53.22
2000	Irina Privalova	RUS	53.02	Deon Hemmings	JAM	53.45	Nezha Bidouane MAR 53.57
2004	Faní Halkiá	GRE	52.82	Ionela Tîrlea-Manolache	ROU	53.38	Tatyana Tereshchuk UKR 53.44
2008	Melaine Walker	JAM	52.64	Sheena Tosta	USA	53.70	Tasha Danvers GBR 53.84

High Jump

1928	Ethel Catherwood	CAN	1.59	Carolina Gisolf	NED	1.56	Mildred Wiley USA 1.56
1932	Jean Shiley	USA	1.65	Mildred Didrikson	USA	1.65	Eva Dawes CAN 1.60
1936	Ibolya Csák	HUN	1.60	Dorothy Odam	GBR	1.60	Elfriede Kaun GER 1.60
1948	Alice Coachman	USA	1.68	Dorothy Tyler	GBR	1.68	Micheline Ostermeyer FRA 1.61
1952	Esther Brand	RSA	1.67	Sheila Lerwill	GBR	1.65	Aleksandra Chudina URS 1.63
1956	Mildred McDaniel	USA	1.76	Maria Pisareva	URS	1.67	
				Thelma Hopkins	GBR	1.67	
1960	Iolanda Balas	ROU	1.85	Jar. Józwiakowska	POL	1.71	
				Dorothy Shirley	GBR	1.71	
1964	Iolanda Balas	ROU	1.90	Michele Brown	AUS	1.80	Taisiya Chenchik URS 1.78
1968	Miloslava Rezková	CZE	1.82	Antonina Okorokova	URS	1.80	Valentina Kozyr URS 1.80
1972	Ulrike Meyfarth	FRG	1.92	Yordanka Blagoeva	BUL	1.88	Ilona Gusenbauer AUT 1.88
1976	Rosemarie Ackermann	GDR	1.93	Sara Simeoni	ITA	1.91	Yordanka Blagoeva BUL 1.91
1980	Sara Simeoni	ITA	1.97	Urszula Kielan	POL	1.94	Jutta Kirst GDR 1.94
1984	Ulrike Meyfarth	FRG	2.02	Sara Simeoni	FRG	2.00	Joni Huntley USA 1.97
1988	Louise Ritter	USA	2.03	Stefka Kostadinova	BUL	2.01	Tamara Bykova URS 1.99
1992	Heike Henkel	GER	2.02	Alina Astafei	ROU	2.00	Ioamnet Quintero CUB 1.97
1996	Stefka Kostadinova	BUL	2.05	Niki Bakoyianni	GRE	2.03	Inga Babakova UKR 2.01
2000	Yelena Yelesina	RUS	2.01	Hestrie Cloete	RSA	2.01	Oana Pantelimon ROU 1.99 Kajsa Bergqvist SWE 1.99
2004	Yelena Slesarenko	RUS	2.06	Hestrie Cloete	RSA	2.02	Viktoriya Styopina UKR 2.02
2008	Tia Hellebaut	BEL	2.05	Blanka Vlasic	CRO	2.05	Anna Chicherova RUS 2.03

Pole Vault*1928 to 1996: Not contested*

2000	Stacy Dragila	USA	4.60	Tatiana Grigorieva	AUS	4.55	Vala Flosadóttir ISL 4.50
2004	Yelena Isinbayeva	RUS	4.91	Svetlana Feofanova	RUS	4.75	Anna Rogowska POL 4.70
2008	Yelena Isinbayeva	RUS	5.05	Jenn Stuczynski	USA	4.80	Svetlana Feofanova RUS 4.75

Long Jump*1928 to 1936: Not contested*

1948	Olga Gyarmati	HUN	5.695	Noémi de Portela	ARG	5.60	Ann-Britt Leyman SWE 5.575
1952	Yvette Williams	NZL	6.24	Aleksandra Chudina	URS	6.14	Shirley Cawley GBR 5.92
1956	Elzbieta Krzesinska	POL	6.35	Willye White	USA	6.09	Nadyezda Dvalishvili URS 6.07
1960	Vera Krepkina	URS	6.37	Elzbieta Krzesinska	POL	6.27	Hildrun Claus GDR 6.21
1964	Mary Rand	GBR	6.76	Irena Kirszenstein	POL	6.60	Tatyana Shchelkanova URS 6.42
1968	Viorica Viscopoleanu	ROU	6.82	Sheila Sherwood	GBR	6.68	Tatyana Talysheva URS 6.66
1972	Heide Rosendahl	FRG	6.78	Diana Yorgova	BUL	6.77	Eva Suranová CZE 6.67
1976	Angela Voigt	GDR	6.72	Kathy McMillan	USA	6.66	Lidiya Alfeyeva URS 6.60
1980	Tatyana Kolpakova	URS	7.06	Brigitte Wujak	GDR	7.04	Tatyana Skatchko URS 7.01
1984	Anisoara Stanciu	ROU	6.96	Valy Ionescu	ROU	6.81	Sue Hearnshaw GBR 6.80w
1988	Jackie Joyner-Kersey	USA	7.40	Heike Drechsler	GDR	7.22	Galina Chistyakova URS 7.11
1992	Heike Drechsler	GER	7.14	Inessa Kravets	EUN	7.12	Jackie Joyner-Kersey USA 7.07
1996	Chioma Ajunwa	NGR	7.12	Fiona May	ITA	7.02	Jackie Joyner-Kersey USA 7.00
2000¶	Heike Drechsler	GER	6.99	Fiona May	ITA	6.92	Marion Jones USA 6.92 4th: Tatyana Kotova RUS 6.83
2004	Tatyana Lebedeva	RUS	7.07	Irina Simagina	RUS	7.05	Tatyana Kotova RUS 7.05
2008	Maurren Higa Maggi	BRA	7.04	Tatyana Lebedeva	RUS	7.03	Blessing Okagbare NGR 6.91

¶ Marion Jones USA is disqualified for doping violations, but IOC have yet to decide how to re-distribute the medals

YEAR	GOLD			SILVER			BRONZE		
Triple Jump									
<i>1928 to 1992: Not contested</i>									
1996	Inessa Kravets	UKR	15.33	Inna Lasovskaya	RUS	14.98	Sárka Kaspárková	CZE	14.98
2000	Tereza Marinova	BUL	15.20	Tatyana Lebedeva	RUS	15.00	Yelena Govorova	UKR	14.96
2004	Françoise Mbango	CMR	15.30	Hrysopiýí Devetzi	GRE	15.25	Tatyana Lebedeva	RUS	15.14
2008	Françoise Mbango	CMR	15.39	Tatyana Lebedeva	RUS	15.32	Hrysopiýí Devetzi	GRE	15.23
Shot Put									
<i>1928 to 1936: Not contested</i>									
1948	Micheline Ostermeyer	FRA	13.75	Amelia Piccinini	ITA	13.09	Ina Schaffer	AUT	13.08
1952	Galina Zybina	URS	15.28	Marianne Werner	GER	14.57	Klavdiya Tochonova	URS	14.50
1956	Tamara Tyshkevich	URS	16.59	Galina Zybina	URS	16.53	Marianne Werner	GER	15.61
1960	Tamara Press	URS	17.32	Johanna Lüttge	GER	16.61	Earlene Brown	USA	16.42
1964	Tamara Press	URS	18.14	Renate Garisch	GER	17.61	Galina Zybina	URS	17.45
1968	Margitta Gummel	GDR	19.61	Marita Lange	GDR	18.78	Nadyezda Chizhova	URS	18.19
1972	Nadyezda Chizhova	URS	21.03	Margitta Gummel	GDR	20.22	Ivanka Khristova	BUL	19.35
1976	Ivanka Khristova	BUL	21.16	Nadyezda Chizhova	URS	20.96	Helena Fibingerová	CZE	20.67
1980	Ilona Slupianek	GDR	22.41	Svetlana Krachevskaya	URS	21.42	Margitta Pufe	GDR	21.20
1984	Claudia Losch	FRG	20.48	Mihaela Loghin	ROU	20.47	Gael Martin	AUS	19.19
1988	Natalya Lisovskaya	URS	22.24	Kathrin Neimke	GDR	21.07	Li Meisu	CHN	21.06
1992	Svetlana Krivelyova	EUN	21.06	Huang Zhihong	CHN	20.47	Kathrin Neimke	GER	19.78
1996	Astrid Kumbernuss	GER	20.56	Sui Xinmei	CHN	19.88	Irina Khudorozhkina	RUS	19.35
2000	Yanina Korolchik	BLR	20.56	Larisa Peleshenko	RUS	19.92	Astrid Kumbernuss	GER	19.62
2004	Yumeileidi Cumbá	CUB	19.59	Nadine Kleinert	GER	19.55	Svetlana Krivelyova	RUS	19.49
2008	Valerie Vili	NZL	20.56	Natalia Mikhnevich	BLR	20.28	Nadzeya Ostapchuk	BLR	19.86
Discus Throw									
1928	Helena Konopacka	POL	39.62	Lillian Copeland	USA	37.08	Ruth Svedberg	SWE	35.92
1932	Lillian Copeland	USA	40.58	Ruth Osburn	USA	40.12	Jadwiga Wajs	POL	38.74
1936	Gisela Mauermayer	GER	47.63	Jadwiga Wajs	POL	46.22	Paula Mollenhauer	GER	39.80
1948	Micheline Ostermeyer	FRA	41.92	Edera Gentile	ITA	41.17	Jacqueline Mazéas	FRA	40.47
1952	Nina Romashkova	URS	51.42	Yelizaveta Bagriantseva	URS	47.08	Nina Dumbadze	URS	46.29
1956	Olga Fikotová	CZE	53.69	Irina Beglyakova	URS	52.54	Nina Ponomaryova	URS	52.02
1960	Nina Ponomaryova	URS	55.10	Tamara Press	URS	52.59	Lia Manoliu	ROU	52.36
1964	Tamara Press	URS	57.27	Ingrid Lotz	GER	57.21	Lia Manoliu	ROU	56.97
1968	Lia Manoliu	ROU	58.28	Liesel Westermann	FRG	57.76	Jolan Kleiber-Kontsek	HUN	54.90
1972	Faina Melnik	URS	66.62	Argentina Menis	ROU	65.06	Vasilka Stoeva	BUL	64.34
1976	Evelin Schlaak	GDR	69.00	Mariya Vergova	BUL	67.30	Gabriele Hinzmann	GDR	66.84
1980	Evelin Jahl	GDR	69.96	Mariya Petkova	BUL	67.90	Tatyana Lesovaya	URS	67.40
1984	Ria Stalman	NED	65.36	Leslie Deniz	USA	64.86	Florenta Craciunescu	ROU	63.64
1988	Martina Hellmann	GDR	72.30	Diana Gansky	GDR	71.88	Tsvetanka Khristova	BUL	69.74
1992	Maritza Marten	CUB	70.06	Tsvetanka Khristova	BUL	67.78	Daniela Costian	AUS	66.24
1996	Ilke Wyludda	GER	69.66	Natalya Sadova	RUS	66.48	Ellina Zvereva	BLR	65.64
2000	Ellina Zvereva	BLR	68.40	Anastasia Kelesidou	GRE	65.71	Irina Yatchenko	BLR	65.20
2004	Natalya Sadova	RUS	67.02	Anastasia Kelesidou	GRE	66.68	Irina Yatchenko	BLR	66.17
2008	Stephanie Brown Trafton	USA	64.74	Yarelis Barrios	CUB	63.64	Yelena Antonova	UKR	62.59
Hammer Throw									
<i>1928 to 1996: Not contested</i>									
2000	Kamila Skolimowska	POL	71.16	Olga Kuzenkova	RUS	69.77	Kirsten Münchow	GER	69.28
2004	Olga Kuzenkova	RUS	75.02	Yipsi Moreno	CUB	73.36	Yunaika Crawford	CUB	73.16
2008	Oksana Menkova	BLR	76.34	Yipsi Moreno	CUB	75.20	Zhang Wenxiu	CHN	74.32
Javelin Throw									
<i>1928 Not contested</i>									
1932	Mildred Didrikson	USA	43.68	Ellen Braumüller	GER	43.50	Tilly Fleischer	GER	43.15
1936	Tilly Fleischer	GER	45.18	Luise Krüger	GER	43.29	Maria Kwasniewska	POL	41.80
1948	Hermine Bauma	AUT	45.57	Kaisa Parviainen	FIN	43.79	Lily Carlstedt	DEN	42.08
1952	Dana Zátopková	CZE	50.47	Aleksandra Chudina	URS	50.01	Yelena Gorchakova	URS	49.76
1956	Inese Jaunzeme	URS	53.86	Marlene Ahrens	CHI	50.38	Nadyezda Konyayeva	URS	50.28
1960	Elvira Ozolina	URS	55.98	Dana Zátopková	CZE	53.78	Birute Kalediene	URS	53.45
1964	Mihaela Penes	ROU	60.54	Márta Rudas	HUN	58.27	Yelena Gorchakova	URS	57.06
1968	Angela Németh	HUN	60.36	Mihaela Penes	ROU	59.92	Eva Janko	AUT	58.04
1972	Ruth Fuchs	GDR	63.88	Jacqueline Todten	GDR	62.54	Kate Schmidt	USA	59.94
1976	Ruth Fuchs	GDR	65.94	Marion Becker	FRG	64.70	Kate Schmidt	USA	63.96
1980	María Colón	CUB	68.40	Saida Gunba	URS	67.76	Ute Hommola	GDR	66.56
1984	Tessa Sanderson	GBR	69.56	Tiina Lillak	FIN	69.00	Fatima Whitbread	GBR	67.14
1988	Petra Felke	GDR	74.68	Fatima Whitbread	GBR	70.32	Beate Koch	GDR	67.30
1992	Silke Renk	GER	68.34	Natalya Shikolenko	EUN	68.26	Karen Forkel	GER	66.86

YEAR	GOLD			SILVER			BRONZE		
1996	Heli Rantanen	FIN	67.94	Louise McPaul	AUS	65.54	Trine Hattestad	NOR	64.98
2000	Trine Hattestad	NOR	68.91	Mirela Tzelili	GRE	67.51	Osleidys Menéndez	CUB	66.18
2004	Osleidys Menéndez	CUB	71.53	Steffi Nerius	GER	65.82	Mirela Manjani	GRE	64.29
2008	Barbora Spotáková	CZE	71.42	Mariya Abakumova	RUS	70.78	Christina Obergföll	GER	66.13

Pentathlon/Heptathlon*1928 to 1960: Not contested**Heptathlon from 1984**All scores on tables in use at time of competition*

1964	Irina Press	URS	5246	Mary Rand	GBR	5035	Galina Bystrova	URS	4956
1968	Ingrid Becker	FRG	5098	Liese Prokop	AUT	4966	Annamária Tóth	HUN	4959
1972	Mary Peters	GBR	4801	Heide Rosendahl	FRG	4791	Burglinde Pollak	GDR	4768
1976	Siegrun Siegl	GDR	4745	Christine Laser	GDR	4745	Burglinde Pollak	GDR	4740
1980	Nadyezda Tkachenko	URS	5083	Olga Rukavishnikova	URS	4937	Olga Kuragina	URS	4875
1984	Glynis Nunn	AUS	6390	Jackie Joyner	USA	6385	Sabine Everts	FRG	6363
1988	Jackie Joyner-Kersey	USA	7291	Sabine John	GDR	6897	Anke Behmer	GDR	6858
1992	Jackie Joyner-Kersey	USA	7044	Irina Belova	EUN	6845	Sabine Braun	GER	6649
1996	Ghada Shouaa	SYR	6780	Natasha Sazanovich	BLR	6563	Denise Lewis	GBR	6489
2000	Denise Lewis	GBR	6584	Yelena Prokhorova	RUS	6531	Natalya Sazanovich	BLR	6527
2004	Carolina Klüft	SWE	6952	Austra Skujytė	LTU	6435	Kelly Sotherton	GBR	6424
2008	Nataliya Dobrynska	UKR	6733	Hyleas Fountain	USA	6619	Tatyana Chernova	RUS	6591

10/20 Kilometres Walk*1928 to 1988 Not contested**20 Kilometres from 2000*

1992	Chen Yueling	CHN	44:32	Yelena Nikolayeva	EUN	44:33	Li Chunxiu	CHN	44:41
1996	Yelena Nikolayeva	RUS	41:49	Elisabetta Perrone	ITA	42:12	Wang Yan	CHN	42:19
2000	Wang Liping	CHN	1:29:05	Kjersti Plätzer	NOR	1:29:33	Maria Vascó	ESP	1:30:23
2004	Athanasia Tsoumeléka	GRE	1:29:12	Olimpiada Ivanova	RUS	1:29:16	Jane Saville	AUS	1:29:25
2008	Olga Kaniskina	RUS	1:26:31	Kjersti Plätzer	NOR	1:27:07	Elisa Rigaudó	ITA	1:27:12

4 x 100 Metres Relay

1928	Canada	48.4	United States	48.8	Germany	49.0
1932	United States	46.86	Canada	47.0	Great Britain & NI	47.6
1936	United States	46.9	Great Britain & NI	47.6	Canada	47.8
1948	Netherlands	47.5	Australia	47.6	Canada	47.8
1952	United States	46.14	Germany	46.18	Great Britain & NI	46.41
1956	Australia	44.65	Great Britain & NI	44.70	United States	45.04
1960	United States	44.72	Germany	45.00	Poland	45.19
1964	Poland	43.69	United States	43.92	Great Britain & NI	44.09
1968	United States	42.88	Cuba	43.36	USSR	43.41
1972	FRG	42.81	GDR	42.95	Cuba	43.36
1976	GDR	42.55	FRG	42.59	USSR	43.09
1980	GDR	41.60	USSR	42.10	Great Britain & NI	42.43
1984	United States	41.65	Canada	42.77	Great Britain & NI	43.11
1988	United States	41.98	GDR	42.09	USSR	42.75
1992	United States	42.11	Unified Team	42.16	Nigeria	42.81
1996	United States	41.95	Bahamas	42.14	Jamaica	42.24
2000¶	Bahamas	41.95	Jamaica	42.13	United States	42.20
					4th: France	42.42
2004	Jamaica	41.73	Russia	42.27	France	42.54
2008	Russia	42.31	Belgium	42.54	Nigeria	43.04

¶ The United States are disqualified for doping violations by Marion Jones, but IOC have yet to decide how to re-distribute the medals

4 x 400 Metres Relay*1928 to 1968: Not contested*

1972	GDR	3:22.95	United States	3:25.15	FRG	3:26.51
1976	GDR	3:19.23	United States	3:22.81	USSR	3:24.24
1980	USSR	3:20.12	GDR	3:20.35	Great Britain & NI	3:27.5
1984	United States	3:18.29	Canada	3:21.21	FRG	3:22.98
1988	USSR	3:15.17	United States	3:15.51	GDR	3:18.29
1992	Unified Team	3:20.20	United States	3:20.92	Great Britain & NI	3:24.23
1996	United States	3:20.91	Nigeria	3:21.04	Germany	3:21.14
2000¶	United States	3:22.62	Jamaica	3:23.25	Russia	3:23.46
					4th: Nigeria	3:23.80
2004	United States	3:19.01	Russia	3:20.16	Jamaica	3:22.00
2008	United States	3:18.54	Russia	3:18.82	Jamaica	3:20.40

¶ The United States are disqualified for doping violations by Marion Jones, but IOC have yet to decide how to re-distribute the medals

YEAR	GOLD	SILVER	BRONZE
------	------	--------	--------

Discontinued Events

MEN ONLY

60 Metres

1900	Alvin Kraenzlein	USA	7.0	Walter Tewksbury	USA	7.0	Stanley Rowley	AUS	7.1
1904	Archie Hahn	USA	7.0	William Hogenson	USA	7.2	Fay Moulton	USA	7.2

3000 Metres Team Race

1912	United States	9	Sweden	13	Great Britain & Ireland	23
1920	United States	10	Great Britain & Ireland	20	Sweden	24
1924	Finland	8	Great Britain & NI	14	United States	25

Three Miles Team Race

1908	Great Britain & Ireland	6	United States	19	France	32
------	-------------------------	---	---------------	----	--------	----

5000 Metres Team Race

1900	Great Britain & Ireland	26	France	29	-
------	-------------------------	----	--------	----	---

Four Miles Team Race

1904	United States	27	United States	28	-
------	---------------	----	---------------	----	---

Five Miles

1906	Henry Hawtrey	GBR	26:11.8	John Svanberg	SWE	26:19.4	Edward Dahl	SWE	26:26.2
1908	Emil Voigt	GBR	25:11.2	Edward Owen	GBR	25:24.0	John Svanberg	SWE	25:37.2

Cross Country

1912 ^{12km}	Hannes Kolehmainen	FIN	45:11.6	Hjalmar Andersson	SWE	45:44.8	John Eke	SWE	46:37.6
1920 ^{8km}	Paavo Nurmi	FIN	27:15.0	Eric Backman	SWE	27:17.6	Heikki Liimatainen	FIN	27:37.4
1924 ^{10.7km}	Paavo Nurmi	FIN	32:54.8	Ville Ritola	FIN	34:19.4	Earle Johnson	USA	35:21.0

Cross Country Team Race

1912	Sweden	10	Finland	11	Great Britain & Ireland	49
1920	Finland	10	Great Britain & Ireland	21	Sweden	23
1924	Finland	11	United States	14	France	20

2500 Metres Steeplechase

1900	George Orton	CAN	7:34.4	Sidney Robinson	GBR	7:35.8	Jacques Chastanié	FRA	7:42.0
------	--------------	-----	--------	-----------------	-----	--------	-------------------	-----	--------

2590 Metres Steeplechase

1904	James Lightbody	USA	7:39.6	John Daly	GBR	8:01.6	Arthur Newton	USA	8:07.0
------	-----------------	-----	--------	-----------	-----	--------	---------------	-----	--------

3200 Metres Steeplechase

1908	Arthur Russell	GBR	10:47.8	Archie Robertson	GBR	10:48.4	John Eisele	USA	11:00.8
------	----------------	-----	---------	------------------	-----	---------	-------------	-----	---------

4000 Metres Steeplechase

1900	John Rimmer	GBR	12:58.4	Charles Bennett	GBR	12:58.6	Sidney Robinson	GBR	12:58.8
------	-------------	-----	---------	-----------------	-----	---------	-----------------	-----	---------

200 Metres Hurdles

1900	Alvin Kraenzlein	USA	25.4	Norman Pritchard	GBR	26.0	Walter Tewksbury	USA	26.1
1904	Harry Hillman	USA	24.6	Frank Castleman	USA	24.9	George Poage	USA	25.2

Standing High Jump

1900	Ray Ewry	USA	1.655	Irving Baxter	USA	1.525	Lewis Sheldon	USA	1.50
1904	Ray Ewry	USA	1.60	Joseph Stadler	USA	1.45	Lawson Robertson	USA	1.45
1906	Ray Ewry	USA	1.56	Martin Sheridan	USA	1.40			
				Léon Dupont	BEL	1.40			
				Lawson Robertson	USA	1.40			
1908	Ray Ewry	USA	1.575	Kostas Tsiklitis	GRE	1.55			
				John Biller	USA	1.55			
1912	Platt Adams	USA	1.63	Ben Adams	USA	1.60	Kostas Tsiklitis	GRE	1.55

Standing Long Jump

1900	Ray Ewry	USA	3.21	Irving Baxter	USA	3.135	Emile Torcheboeuf	FRA	3.03
1904	Ray Ewry	USA	3.47	Charles King	USA	3.28	John Biller	USA	3.25
1906	Ray Ewry	USA	3.30	Martin Sheridan	USA	3.095	Lawson Robertson	USA	3.05
1908	Ray Ewry	USA	3.335	Kostas Tsiklitis	GRE	3.235	Martin Sheridan	USA	3.225
1912	Kostas Tsiklitis	GRE	3.37	Platt Adams	USA	3.36	Ben Adams	USA	3.28

Standing Triple Jump

1900	Ray Ewry	USA	10.58	Irving Baxter	USA	9.95	Robert Garrett	USA	9.50
1904	Ray Ewry	USA	10.55	Charles King	USA	10.16	Joseph Stadler	USA	9.60

Shot Put, both arms

1912	Ralph Rose	USA	27.70	Patrick McDonald	USA	27.53	Elmer Niklander	FIN	27.14
------	------------	-----	-------	------------------	-----	-------	-----------------	-----	-------

YEAR	GOLD			SILVER			BRONZE		
Discus Throw, Greek Style									
1906	Verner Järvinen	FIN	35.17	Nicolaos Georgantas	GRE	32.80	István Mudin	HUN	31.91
1908	Martin Sheridan	USA	38.00	Bill Horr	USA	37.32	Verner Järvinen	FIN	36.48
Discus Throw, both arms									
1912	Armas Taipale	FIN	82.86	Elmer Niklander	FIN	77.96	Emil Magnusson	SWE	77.37
Javelin Throw, Freestyle									
1906	Eric Lemming	SWE	53.90	Knut Lindberg	SWE	45.17	Bruno Söderström	SWE	44.92
1908	Eric Lemming	SWE	54.44	Michel Dorizas	GRE	51.36	Arne Halse	NOR	49.73
Javelin Throw, both arms									
1912	Juho Saaristo	FIN	109.42	Väinö Siikaniemi	FIN	101.13	Urho Peltonen	FIN	100.24
56 Pound Weight Throw									
1904	Étienne Desmarteau	CAN	10.465	John Flanagan	USA	10.16	James Mitchel	USA	10.135
1920	Pat McDonald	USA	11.265	Pat Ryan	USA	10.965	Carl-Johan Lind	SWE	10.25
Stone Throw									
1906	Nicolaos Yeorgantas	GRE	19.925	Martin Sheridan	USA	19.035	Michel Dorizas	GRE	18.585
Pentathlon									
1906	Hjalmar Mellander	SWE	24	István Mudin	HUN	25	Eric Lemming	SWE	29
1912#	Jim Thorpe	USA	7						
	Ferdinand Bie	NOR	21	James Donahue	USA	29	Franke Lukeman	CAN	29
1920	Eero Lehtonen	FIN	14	Everett Bradley	USA	24	Hugo Lahtinen	FIN	26
1924	Eero Lehtonen	FIN	14	Elemér Somfay	HUN	16	Robert LeGendre	USA	18
# Thorpe originally finished outright first but was later disqualified for a breach of amateur rules. He was reinstated in 1982 by the IOC, but only as joint first									
All-Around									
<i>Consisted of 100yd, 1 mile, 120yd hurdles, 880yd walk, high jump, long jump, pole vault, shot put, hammer and 56lb weight</i>									
1904	Thomas Kiely	GBR	6036	Adam Gunn	USA	5907	Truxton Hare	USA	5813
1500 Metres Walk									
1906	George Bonhag	USA	7:12.6	Donald Linden	CAN	7:19.8	Konstantinos Spetsiotis	GRE	7:22.0
3000 Metres Walk									
1906	György Sztantics	HUN	15:13.2	Hermann Müller	GER	15:20.0	Yorgos Saridakis	GRE	15:33.0
1920	Ugo Frigerio	ITA	13:14.2	George Parker	AUS	13:19.6	Richard Remer	USA	13:22.2
3500 Metres Walk									
1908	George Larnar	GBR	14:55.0	Ernest Webb	GBR	15:07.4	Harry Kerr	NZL	15:43.4
10 Kilometres Walk									
1912	George Goulding	CAN	46:28.4	Ernest Webb	GBR	46:50.4	Fernando Altimani	ITA	47:37.6
1920	Ugo Frigerio	ITA	48:06.2	Joseph Pearman	USA	49:40.2	Charles Gunn	GBR	49:43.9
1912	Ugo Frigerio	ITA	47:49.0	Gordon Goodwin	GBR	48:37.9	Cecil McMaster	RSA	49:08.0
1948	John Mikaelsson	SWE	45:13.2	Ingemar Johansson	SWE	45:43.8	Fritz Schwab	SUI	46:00.2
1952	John Mikaelsson	SWE	45:02.85	Fritz Schwab	SUI	45:41.03	Bruno Junk	URS	45:41.05
10 Miles Walk									
1908	George Larnar	GBR	1:15:57.4	Ernest Webb	GBR	1:17:31.0	Edward Spencer	GBR	1:21:20.2
Medley Relay									
1908	USA		3:29.4	Germany		3:32.4	Hungary		3:32.5



Olympic Games Placing Tables

Here, points are awarded for the first eight placings in each event, with eight points for Olympic Gold down to one for 8th place. For ties, points are divided between the countries tying, so that for instance equal second place by two athletes is worth 6.5 points for each country. Points are only awarded for athletes who finished in the final, no points are given to athletes who did not finish or were disqualified.

COUNTRY	GOLD	SILVER	BRONZE	4th	5th	6th	7th	8th	MEDALS	POINTS
OVERALL										
USA ^{1, 3}	319+2=	235.8+7=	187+5=	166+5=	135+5=	120+6=	81+3=	76+7=	755.8	7436.8
GER	69	89	94	97+2=	98+3=	84+3=	72+4=	61+1=	252	3103.2
GBR ^{2, 3}	52.8	82+3=	62	69	79	54+2=	41+4=	49+3=	199.8	2350.3
URS/EUN	71	64+2=	75+2=	67	51	37+2=	34+2=	45	214	2260.5
FIN	49	35	30+1=	40	24+1=	31+2=	26+1=	20	115	1291
SWE	21	25	42+3=	39+4=	40+1=	33+5=	35+3=	37+1=	91	1206.0
FRA ³	14	21.2+1=	22+2=	35+1=	31+4=	23+1=	39+3=	35	60.2	911.9
AUS ³	19.2	24	27+1=	17	22+3=	36+2=	22+1=	19	71.2	848.6
ITA	19	15	25	23+1=	20	26+1=	26	20	59	757.0
POL	22	15+2=	12+1=	16	26	36+1=	34+1=	23	52	756.0
CAN	14	15	23+1=	26+2=	22	20+4=	12	16+1=	53	693.7
KEN	21	28	19	14	15	12	12	6	68	674
RUS	18	22	20	15	17+1=	20	8	13	60	653
JAM	13	23+2=	14	21+1=	18	17	15	6	52	630.5
HUN	10	15+1=	18	16+1=	23+1=	11+3=	20	18	44	571.6
CUB	10	13	14	18	13	15	7	10+1=	37	466.3
GRE	7	13+1=	12+3=	9	14+2=	11+2=	9+1=	7	36	411.5
ROU	11	14	9+1=	5	7+1=	14	13	14	35	384
JPN	7	7	9	15	16	15+3=	11+2=	9	23	379.8
ETH	18	6	14	11	3	9	5	3	38	377
TCH/BOH	11	9	5	9	8	12+1=	9+1=	10+1=	25	324.0
NOR	7	5	8	11+1=	13+1=	2+1=	8	16+2=	20	293.2
RSA	6	11	7	8	7	13	5	4+2=	24	289
BUL	5	7	6	8	6+1=	12	6	12	18	252.5
NED	6	3	6	4	11+1=	10	9	9	15	229
ESP	2	4	5	7	12	11+1=	13+1=	7	11	226
CHN	5	3	7	8	9	4	6	10	15	213
NZL ⁴	9	1	9	6	5	3	8	4	19	212
BLR	4	5	8	8	6	6	4	3	17	208
BRA	4	3	7	10	8	5	3	6	14	204
UKR	3	2	10	5	10	2+1=	5	7	15	187.5
BEL	3	6+1=	2	4	4	7	10	3+1=	12	164.2
MAR	6	5	7	2	-	3	4	5	18	157
NGR	2	3	8	2	5	4	11	2	13	151
MEX	3	5	2	2	5	6	6	4	10	135
SUI	-	6	2	2	9	8	3+1=	2	8	133.5
BAH	2	3	4	4	1	6	8	3	9	122
AUT	1	2	4	2	7	8+2=	4	3+1=	7	120.3
TRI	1	4	5	3	-	5	6	5	10	113
DEN	-	2	4	5	5	4	3	6+2=	6	107.7
POR	4	2	4	2	2	2	2	5	10	103
CZE	4	1	3	3	2	3	5	4	8	103
YUG/IOP	-	2	-	2	6	7	7	4+1=	2	87.3
IRL	4	2	-	5	-	2	2	4	6	85
ARG	2	3	-	3	2	5	4	1	5	84
ALG	3	1	2	-	1	1	4	2	6	60
EST	2	1	2	-	2	3	-	5	5	57
LAT	-	4	1	-	1	1	4	1	5	50
LTU	3	1	1	-	1+1=	-	-	1	5	45
TUR	-	2	2	1	-	-	2	1	4	36
SLO	1	1	1	1	-	3	-	-	3	35
NAM	-	4	-	1	-	-	-	-	4	33
TUN	1	2	1	-	-	-	-	2	4	30
ISL	-	1	1	-	3	1	1	-	2	30
PAN	1	-	2	-	2	-	-	-	3	28
KAZ	1	-	1	2	-	1	-	1	2	28
SEN	-	1	-	2	1	2	-	1	1	28
KOR	1	1	-	2	-	-	-	2+1=	2	27.5
UGA	1	-	1	2	-	-	1	1	2	27

COUNTRY	GOLD	SILVER	BRONZE	4th	5th	6th	7th	8th	MEDALS	POINTS
MOZ	1	-	1	1	2	-	-	-	2	27
ECU	1	1	-	2	-	-	-	-	2	25
IND	-	-	-	2	1	1	3	1	0	24
CHI	-	2	-	-	-	2	-	1	2	21
BAR	-	-	1	2	-	1	1	-	1	21
TPE	-	1	1	-	1	-	1	1	2	20
TAN	-	2	-	-	-	1	1	-	2	19
BRN	1	-	-	-	2	-	-	1	1	17
PHI	-	-	2	1	-	-	-	-	2	17
CMR	2	-	-	-	-	-	-	-	2	16
BWI	-	-	2	-	1	-	-	-	2	16
QAT	-	-	1	1	-	-	1	3	1	16
GHA	-	-	-	1	-	2	2	-	0	15
BDI	1	-	-	1	-	-	-	-	1	13
LUX	1	-	-	-	-	1	1	-	1	13
SRI	-	1	1	-	-	-	-	-	2	13
SUD	-	1	-	-	1	-	-	2	1	13
VEN	-	-	1	-	1	1	-	-	1	13
ERI	-	-	1	-	1	-	1	1	1	13
BER	-	-	-	-	2	1	-	-	0	11
CIV	-	1	-	-	-	1=	-	1	1	10.5
ZIM	-	-	-	2	-	-	-	-	0	10
HAI	-	1	-	-	-	-	1	-	1	9
ISR	-	-	-	-	1	1	-	2	0	9
DOM	1	-	-	-	-	-	-	-	1	8
SYR	1	-	-	-	-	-	-	-	1	8
CRO	-	1	-	-	-	-	-	1	1	8
SKN	-	-	-	-	-	2	1	-	0	8
KSA	-	1	-	-	-	-	-	-	1	7
ZAM	-	1	-	-	-	-	-	-	1	7
DJI	-	-	1	-	-	-	-	1	1	7
COL	-	-	1	-	-	-	-	-	1	6
SVK	-	-	-	-	-	1	1	1	0	6
AHO	-	-	-	1	-	-	-	-	0	5
GRN	-	-	-	1	-	-	-	-	0	5
PUR	-	-	-	1	-	-	-	-	0	5
ARM	-	-	-	-	1	-	-	-	0	4
SLE	-	-	-	-	1	-	-	-	0	4
PRK	-	-	-	-	-	1	-	1	0	4
BOT	-	-	-	-	-	-	1	2	0	4
MRI	-	-	-	-	-	1	-	-	0	3
SOM	-	-	-	-	-	1	-	-	0	3
SRB/SCG	-	-	-	-	-	1	-	-	0	3
CAY	-	-	-	-	-	-	-	1	0	1
MAD	-	-	-	-	-	-	-	1	0	1
OMA	-	-	-	-	-	-	-	1	0	1
RWA	-	-	-	-	-	-	-	1	0	1
UZB	-	-	-	-	-	-	-	1	0	1
Totals	902+2=	893+20=	879+20=	871+18=	843+26=	804+44=	700+28=	667+25=	2716	31,473

Places originally filled by the disqualified Marion Jones and not yet reallocated by the IOC:

3	-	2	-	1	-	-	-	-	5	40
---	---	---	---	---	---	---	---	---	---	----

1. Incorporating two golds for Jim Thorpe (who was originally disqualified after winning the 1912 Pentathlon and Decathlon)
2. In the years 1896-1920, Irish athletes competed with Great Britain. For the purpose of the tables, placings are combined with those from Great Britain & Northern Ireland (GBR). From 1924, Ireland (IRL) competed independently
Incorporating silvers in 1900 200m flat & hurdles by Indian-born Norman Pritchard
3. Australia, Great Britain & Ireland, France and the USA appear with fractions in the "Gold" and "Silver" columns. This is because teams of mixed nationalities won medals in the 1900 5000m Team Race (GBR/AUS) and the 1904 Four Miles Team Race (USA/FRA)
4. Incorporating Australasian bronze in 1908 3500m walk

COUNTRY	GOLD	SILVER	BRONZE	4th	5th	6th	7th	8th	MEDALS	POINTS
MEN										
USA ^{1, 3}	274+2=	204.8+7=	166+4=	140+5=	112+4=	96+6=	60+2=	50+5=	657.8	6361.4
GBR ^{2, 3}	43.8	64+1=	44	49	62	38+1=	26+2=	33+1=	152.8	1763.6
GER	27	46	51	56+2=	56	49+2=	34+3=	36+1=	124	1615.2
FIN	48	33	30+1=	36	24+1=	29+2=	21+1=	17	112	1230
URS/EUN	37	36+1=	40+2=	34	26	21+2=	24+1=	30	116	1226.5
SWE	19	25	39+2=	37+4=	38+1=	31+4=	33+3=	37+1=	85	1136.5
FRA ³	8	20.2+1=	18+1=	26+1=	25+4=	19	32+3=	26	48.2	721.9
ITA	16	8	21	18+1=	16	19+1=	23	17	45	589.0
KEN	19	22	18	11	12	9	11	4	59	570
CAN	12	10	15+1=	20+1=	15	14+3=	8	9	38	497.5
HUN	7	14+1=	16	12+1=	20+1=	9+3=	17	11	38	477.6
POL	15	8+1=	4+1=	11	13	22+1=	22+1=	14	29	444.5
AUS ³	7.2	12	14+1=	8	13+2=	22	10+1=	11	34.2	428.1
GRE	4	7+1=	10+3=	8	12+2=	11+2=	7+1=	5	25	314.5
JAM	7	13	4	10	8	7	9	2	24	294
JPN	5	5	8	10	10	15+3=	5+2=	7	18	280.8
CUB	6	8	8	11	6	6	4	4+1=	22	261.3
ETH	12	4	9	6	3	8	3	2	25	252
NOR	6	2	7	10+1=	11+1=	2+1=	7	15+2=	15	242.2
RSA	5	7	6	8	6	9	5	3+1=	18	229.5
TCH	8	7	3	5	6	7+1=	6+1=	7	18	221.5
ESP	2	4	4	7	10	8	11	6	10	195
RUS	4	5	10	2	6	6	4	1	19	188
BRA	3	3	7	8	8	5	3	6	13	186
NZL ⁴	7	1	7	4	3	2	5	2	15	155
BEL	2	5+1=	2	4	4	5	9	3+1=	10	141.2
MAR	5	4	5	2	-	3	4	4	14	129
SUI	-	6	2	2	8	7	3+1=	1	8	125.5
MEX	3	4	2	2	3	6	5	4	9	118
TRI	1	4	5	3	-	5	5	5	10	111
DEN	-	2	3	5	3	4	3	5+2=	5	92.7
BLR	-	3	3	4	4	2	3	2	6	89
NED	-	1	5	-	4	5	5	4	6	82
NGR	1	1	3	1	4	3	5	2	5	75
UKR	1	-	4	3	3	2	3	2	5	73
ARG	2	2	-	3	2	4	3	-	4	71
IRL	4	1	-	4	-	1	1	3	5	67
POR	2	2	2	2	2	-	-	3	6	63
CZE	3	1	2	-	-	3	2	3	6	59
YUG (IOP)	-	2	-	1	3	6	3	3+1=	2	58.3
EST	2	1	2	-	2	3	-	5	5	57
ROU	-	1	1	2	4	2	2	3	2	52
LAT	-	4	1	-	1	1	3	-	5	47
CHN	1	-	1	3	2	1	1	3	2	45
BUL	1	-	1	-	-	5	4	6	2	43
BAH	-	1	3	1	-	2	2	1	4	41
ALG	1	1	2	-	-	-	4	2	4	37
LTU	3	-	1	-	1	-	-	1	4	35
AUT	-	-	-	1	3	3+2=	2	2	-	33.1
NAM	-	4	-	1	-	-	-	-	4	33
TUN	1	2	1	-	-	-	-	2	4	30
PAN	1	-	2	-	2	-	-	-	3	28
SEN	-	1	-	2	1	2	-	1	1	28
KOR	1	1	-	2	-	-	-	2	2	27
UGA	1	-	1	2	-	-	1	1	2	27
ECU	1	1	-	2	-	-	-	-	2	25
BAR	-	-	1	2	-	1	1	-	1	21
TAN	-	2	-	-	-	1	1	-	2	19
TUR	-	-	2	1	-	-	1	-	2	19
ISL	-	1	-	-	2	1	-	-	1	18
PHI	-	-	2	1	-	-	-	-	2	17
BWI	-	-	2	-	1	-	-	-	2	16
QAT	-	-	1	1	-	-	1	3	1	16
SLO	1	-	-	-	-	2	-	-	1	14
CHI	-	1	-	-	-	2	-	1	1	14
BDI	1	-	-	1	-	-	-	-	1	13
BRN	1	-	-	-	1	-	-	1	1	13
VEN	-	-	1	-	1	1	-	-	1	13

COUNTRY	GOLD	SILVER	BRONZE	4th	5th	6th	7th	8th	MEDALS	POINTS
ERI	-	-	1	-	1	-	1	1	1	13
TPE	-	1	-	-	1	-	-	1	1	12
KAZ	-	-	1	1	-	-	-	1	1	12
IND	-	-	-	1	1	-	1	1	-	12
LUX	1	-	-	-	-	1	-	-	1	11
BER	-	-	-	-	2	1	-	-	-	11
CIV	-	1	-	-	-	1=	-	1	1	10.5
ZIM	-	-	-	2	-	-	-	-	-	10
GHA	-	-	-	1	-	1	1	-	-	10
HAI	-	1	-	-	-	-	1	-	1	9
SUD	-	1	-	-	-	-	-	2	1	9
DOM	1	-	-	-	-	-	-	-	1	8
SKN	-	-	-	-	-	2	1	-	-	8
KSA	-	1	-	-	-	-	-	-	1	7
SRI	-	1	-	-	-	-	-	-	1	7
ZAM	-	1	-	-	-	-	-	-	1	7
DJI	-	-	1	-	-	-	-	1	1	7
ISR	-	-	-	-	1	-	-	2	-	6
AHO	-	-	-	1	-	-	-	-	-	5
GRN	-	-	-	1	-	-	-	-	-	5
PUR	-	-	-	1	-	-	-	-	-	5
SVK	-	-	-	-	-	1	1	-	-	5
ARM	-	-	-	-	1	-	-	-	-	4
MRI	-	-	-	-	-	1	-	-	-	3
SOM	-	-	-	-	-	1	-	-	-	3
BOT	-	-	-	-	-	-	1	1	-	3
CRO	-	-	-	-	-	-	-	1	-	1
MAD	-	-	-	-	-	-	-	1	-	1
OMA	-	-	-	-	-	-	-	1	-	1
RWA	-	-	-	-	-	-	-	1	-	1
UZB	-	-	-	-	-	-	-	1	-	1
Totals	644+2=	635+14	625+16	613+16	589+16	555+35	474+22	449+16	1936	22,225

1. Incorporating two golds for Jim Thorpe (who was originally disqualified after winning the 1912 Pentathlon and Decathlon)
2. In the years 1896-1920, Irish athletes competed with Great Britain. For the purpose of the tables, placings are combined with those from Great Britain & Northern Ireland (GBR). From 1924, Ireland (IRL) competed independently
Incorporating silvers in 1900 200m flat & hurdles by Indian-born Norman Pritchard
3. Australia, Great Britain & Ireland, France and the USA appear with fractions in the "Gold" and "Silver" columns. This is because teams of mixed nationalities won medals in the 1900 5000m Team Race (GBR/AUS) and the 1904 Four Miles Team Race (USA/FRA)
4. Incorporating Australasian bronze in 1908 3500m walk

WOMEN

GER	42	43	43	41	42+3=	35+1=	38+1=	25	128	1488
USA	45	31	21+1=	26	23+1=	24	21+1=	26+2=	98	1075.4
URS/EUN	34	28+1=	35	33	25	16	10+1=	15	98	1034
GBR	9	18+2=	18	20	17	16+1=	15+2=	16+2=	47	586.7
RUS	14	17	10	13	11+1=	14	4	12	41	465
AUS	12	12	13	9	9+1=	14+2=	12	8	37	420.5
JAM	6	10+2=	10	11+1=	10	10	6	4	28	336.5
ROU	11	13	8+1=	3	3+1=	12	11	11	33	332
POL	7	7+1=	8	5	13	14	12	9	23	311.5
BUL	4	7	5	8	6+1=	7	2	6	16	209.5
CUB	4	5	6	7	7	9	3	6	15	205
CAN	2	5	8	6+1=	7	6+1=	4	7+1=	15	196.2
FRA	6	1	4+1=	9	6	4+1=	7	9	12	190
CHN	4	3	6	5	7	3	5	7	13	168
ITA	3	7	4	5	4	7	3	3	14	168
NED	6	2	1	4	7+1=	5	4	5	9	147
ETH	6	2	5	5	-	1	2	1	13	125
BLR	4	2	5	4	2	4	1	1	11	119
UKR	2	2	6	2	7	1=	2	5	10	114.5
KEN	2	6	1	3	3	3	1	2	9	104
TCH	3	2	2	4	2	5	3	3+1=	7	102.5
JPN	2	2	1	5	6	-	6	2	5	99
GRE	3	6	2	1	2	-	2	2	11	97
HUN	3	1	2	4	3	2	3	7	6	94
AUT	1	2	4	1	4	5	2	1+1=	7	87.2
BAH	2	2	1	3	1	4	6	2	5	81

COUNTRY	GOLD	SILVER	BRONZE	4th	5th	6th	7th	8th	MEDALS	POINTS
NGR	1	2	5	1	1	1	6	-	8	76
SWE	2	-	3+1=	2	2	2+1=	2	-	6	69.5
FIN	1	2	-	4	-	2	5	3	3	61
RSA	1	4	1	-	1	4	-	1+1=	6	59.5
NZL	2	-	2	2	2	1	3	2	4	57
NOR	1	3	1	1	2	-	1	1	5	51
CZE	1	-	1	3	2	-	3	1	2	44
POR	2	-	2	-	-	2	2	2	4	40
ESP	-	-	1	-	2	3+1=	2+1=	1	1	31
YUG/IOP	-	-	-	1	3	1	4	1	-	29
MAR	1	1	2	-	-	-	-	1	4	28
MOZ	1	-	1	1	2	-	-	-	2	27
ALG	2	-	-	-	1	1	-	-	2	23
BEL	1	1	-	-	-	2	1	-	2	23
SLO	-	1	1	1	-	1	-	-	2	21
BRA	1	-	-	2	-	-	-	-	1	18
IRL	-	1	-	1	-	1	1	1	1	18
TUR	-	2	-	-	-	-	1	1	2	17
MEX	-	1	-	-	2	-	1	-	1	17
CMR	2	-	-	-	-	-	-	-	2	16
KAZ	1	-	-	1	-	1	-	-	1	16
DEN	-	-	1	-	2	-	-	1	1	15
ARG	-	1	-	-	-	1	1	1	1	13
ISL	-	-	1	-	1	-	1	-	1	12
IND	-	-	-	1	-	1	2	-	-	12
LTU	-	1	-	-	1=	-	-	-	1	10
SYR	1	-	-	-	-	-	-	-	1	8
TPE	-	-	1	-	-	-	1	-	1	8
SUI	-	-	-	-	1	1	-	1	-	8
CHI	-	1	-	-	-	-	-	-	1	7
CRO	-	1	-	-	-	-	-	-	1	7
COL	-	-	1	-	-	-	-	-	1	6
SRI	-	-	1	-	-	-	-	-	1	6
GHA	-	-	-	-	-	1	1	-	-	5
BRN	-	-	-	-	1	-	-	-	-	4
SLE	-	-	-	-	1	-	-	-	-	4
SUD	-	-	-	-	1	-	-	-	-	4
PRK	-	-	-	-	-	1	-	1	-	4
ISR	-	-	-	-	-	1	-	-	-	3
SRB (SCG)	-	-	-	-	-	1	-	-	-	3
LAT	-	-	-	-	-	-	1	1	-	3
LUX	-	-	-	-	-	-	1	-	-	2
TRI	-	-	-	-	-	-	1	-	-	2
BOT	-	-	-	-	-	-	-	1	-	1
CAY	-	-	-	-	-	-	-	1	-	1
SVK	-	-	-	-	-	-	-	1	-	1
KOR	-	-	-	-	-	-	-	1=	-	0.5
Totals	258	258+6=	254+4=	258+2=	254+10=	249+9=	226+6=	218+9=	780	9248
Places originally filled by the disqualified Marion Jones and not yet reallocated by the IOC:	3	-	2	-	1	-	-	-	5	40



WINNERS OF WORLD UNIVERSITY GAMES (UNIVERSIADE)

Venues – 1957: Paris; 1959: Torino; 1961: Sofiya; 1963: Porto Alegre; 1965: Budapest; 1967: Tokyo; 1970: Torino; 1973: Moskva; 1975: Roma; 1977: Sofiya; 1979: Ciudad de México; 1981: Bucuresti; 1983: Edmonton; 1985: Kobe; 1987: Zagreb; 1989: Duisburg; 1991: Sheffield; 1993: Buffalo; 1995: Fukuoka; 1997: Catania; 1999: Palma de Mallorca; 2001: Beijing; 2003: Daegu; 2005: Izmir; 2007: Bangkok; 2009: *Beograd*; 2011 *Shenzhen*; 2013 *Kazan*; 2015: *Gwangju*

MEN			
100 Metres			
1957	Lorenzo Civalero	ITA	10.5
1959	Livio Berruti	ITA	10.5
1961	Enrique Figuerola	CUB	10.38
1963	Enrique Figuerola	CUB	10.34
1965	Hideo Iijima	JPN	10.1w
1967	Gaoussou Kone	CIV	10.4
1970	Siegfried Schenke	GDR	10.5
1973	Juris Silovs	URS	10.37
1975	Pietro Mennea	ITA	10.28
1977	Silvio Leonard	CUB	10.08
1979	Mike Roberson	USA	10.19
1981	Mel Lattany	USA	10.18
1983	Chidi Imoh	NGR	10.33
1985	Chidi Imoh	NGR	10.22
1987	Lee McRae	USA	10.07
1989	Andre Cason	USA	10.29
1991	Michael Bates	USA	10.17
1993	Daniel Effiong	NGR	10.07w
1995	David Oaks	USA	10.28
1997	Vince Henderson	USA	10.22
1999	André da Silva	BRA	10.34
2001	Marcus Brunson	USA	10.15
2003	Chris Lambert	GBR	10.44
2005	Hu Kai	CHN	10.30
2007	Simeon Williamson	GBR	10.22
200 Metres			
	Manfred Germar	FRG	21.3
	Livio Berruti	ITA	20.9
	László Mihályfi	HUN	21.27
	Edvin Ozolin	URS	21.44
	Edvin Ozolin	URS	21.0w
	Tommie Smith	USA	20.7
	Martin Reynolds	GBR	21.0
	Pietro Mennea	ITA	20.56
	Pietro Mennea	ITA	20.28
	Clancy Edwards	USA	20.46
	Pietro Mennea	ITA	19.72
	Yuriy Naumenko	URS	20.79
	Innocent Egbunike	NGR	20.42
	Leandro Peñalver	CUB	20.57
	Wallace Spearmon	USA	20.42
	Robson da Silva	BRA	20.33w
	Jon Drummond	USA	20.58
	Brian Bridgewater	USA	20.14w
	Anthuan Maybank	USA	20.46
	Gentry Bradley	USA	20.48
	Coby Miller	USA	20.32
	Marcin Urbas	POL	20.56
	Leigh Julius	RSA	20.49
	Leigh Julius	RSA	20.56
	Amr Seoud	EGY	20.74
400 Metres			
	Jim Paterson	GBR	48.4
	Viktor Snajder	YUG	47.5
	Josef Trousil	TCH	47.51
	Adrian Metcalfe	GBR	46.75
	Sergio Bello	ITA	46.8
	Ingo Roper	FRG	46.0
	Tom Ulan	USA	45.9
	Alberto Juantorena	CUB	45.36
	Jerzy Pietrczyk	POL	46.26
	Alfons Brijdenbach	BEL	45.18
	Harald Schmid	FRG	44.98
	Clifford Wiley	USA	45.18
	Sunday Uti	NGR	45.32
	Innocent Egbunike	NGR	45.10
	Michael Franks	USA	45.33
	Roberto Hernández	CUB	45.42
	Patrick O'Connor	JAM	45.52
	Ibrahim Hassan	GHA	45.87
	Eswort Coombs	VIN	45.38
	Clement Chukwu	NGR	44.81
	Jerome Davis	USA	44.91
	Andrew Pierce	USA	45.34
	Andrey Tverdostup	UKR	46.08
	Marvin Eссор	JAM	45.99
	Sean Wroe	AUS	45.39
800 Metres			
1957	Olaf Lawrenz	FRG	1:50.3
1959	Dieter Heydecke	FRG	1:50.5
1961	Ronald Delany	IRL	1:51.1
1963	Mamoro Morimoto	JPN	1:48.1
1965	Bill Crothers	CAN	1:47.7
1967	Ralph Doubell	AUS	1:46.7
1970	Franz-Josef Kemper	FRG	1:49.1
1973	Yevgeniy Arzhanov	URS	1:46.88
1975	Waldemar Gondek	POL	1:50.04
1977	Alberto Juantoreno	CUB	1:43.44
1979	Evans White	USA	1:48.87
1981	Andreas Hauck	GDR	1:50.12
1983	Ryszard Ostrowski	POL	1:46.29
1985	Ryszard Ostrowski	POL	1:44.38
1987	Slobodan Popovic	YUG	1:46.13
1989	Ari Suhonen	FIN	1:47.13
1991	Giuseppe D'Urso	ITA	1:46.82
1993	Mark Koers	NED	1:48.57
1995	Hezekiel Sepeng	RSA	1:47.87
1997	Norberto Téllez	CUB	1:47.63
1999	Norberto Téllez	CUB	1:46.11
2001	Khalid Tighazomine	MAR	1:45.27
2003	Roman Oravec	CZE	1:48.01
2005	Fabiano Peçanha	BRA	1:46.01
2007	Ehsan Mohajjer Shojaei	IRI	1:46.04
1500 Metres			
	Josef Cegledi	AUT	3:50.5
	Béla Szekeres	HUN	3:50.9
	Tomás Salinger	TCH	3:45.75
	John Whetton	GBR	3:49.5
	Bodo Tümmler	FRG	3:46.2
	Bodo Tümmler	FRG	3:43.4
	Francesco Arese	ITA	3:52.7
	Frank Clement	GBR	3:42.32
	Thomas Wessinghage	FRG	3:39.73
	Josef Plachy	TCH	3:40.2
	Graham Williamson	GBR	3:45.37
	Saïd Aouita	MAR	3:38.43
	Claudio Patignani	ITA	3:41.02
	Chris McGeorge	GBR	3:46.22
	Hauke Fuhlbrügge	GDR	3:44.87
	Kip Cheruiyot	KEN	3:40.38
	Niall Bruton	IRL	3:50.69
	Kader Chékhémani	FRA	3:46.32
	Kader Chékhémani	FRA	3:46.53
	Anthony Whiteman	GBR	3:43.57
	Bernard Lagat	KEN	3:40.99
	Pedro Estesó	ESP	3:43.98
	Johan Pretorius	RSA	3:42.81
	Ivan Heshko	UKR	3:49.49
	Samir Kheddar	ALG	3:39.62
5000 Metres			
	Kevin Gilligan	GBR	14:31.0
	Kevin Gilligan	GBR	14:09.8
	János Pinter	HUN	14:23.4
	Leonid Ivanov	URS	14:21.4
	Keisuke Sawaki	JPN	13:45.2
	Keisuke Sawaki	JPN	14:03.8
	Nikolay Puklakov	URS	13:56.4
	Mikhail Zhelobovskiy	URS	13:41.35
	Franco Fava	ITA	13:37.56
	Enn Sellik	URS	13:44.6
	Ilie Floroiu	ROU	14:12.9
	Doug Padilla	USA	13:49.95
	Steve Harris	GBR	13:46.99
	Stefano Mei	ITA	13:56.48
	Anacleto Jiménez	ESP	14:08.15
	Stefano Mei	ITA	13:39.04
	John Mayock	GBR	13:39.25
	Khalid Khannouchi	MAR	14:05.33
	Katsuhiko Kawachi	JPN	13:53.86
	Simone Zanon	ITA	13:57.54
	Sergiy Lebid	UKR	13:37.52
	Sergiy Lebid	UKR	13:44.24
	Sergiy Lebid	UKR	13:50.94
	Wilson Busienei	UGA	13:38.51
	Halil Akkas	TUR	14:08.47
10,000 Metres			
1967	Keisuke Sawaki	JPN	29:00.0
1970	Rashid Sharafetdinov	URS	29:02.2
1973	Dane Korica	YUG	28:48.90
1975	Franco Fava	ITA	28:37.92
1977	Leonid Moseyev	URS	29:12.0
1979	Ilie Floroiu	ROU	29:56.2
1981	Toomas Turb	URS	29:42.83
1983	Shuichi Yoneshige	JPN	28:55.37
Marathon (Half Marathon from 1997)			
	Ivan Kovalchuk	URS	2:22:14
	Alessio Faustini	ITA	2:17:10
3000 Metres Steeplechase			
	Jouko Kuha	FIN	8:38.2
	Mikhail Zhelev	BUL	8:32.6
	Leonid Savelyev	URS	8:26.49
	Bronislaw Malinowski	POL	8:22.32
	Michael Karst	FRG	8:25.9
	Paul Copu	ROU	8:57.7
	John Gregorek	USA	8:21.26
	Peter Daenens	BEL	8:28.86

1985	Keith Brantly	USA	29:11.24	Orlando Pizzolato	ITA	2:20:06	Franco Boffi	ITA	8:28.75
1987	Axel Krippschock	GDR	29:07.02	Takahiro Izumi	JPN	2:24:23	Valeriy Vandyak	URS	8:33.23
1989	Julius Kariuki	KEN	28:35.46	Tibor Baier	HUN	2:14:33	Patrick Sang	KEN	8:32.78
1991	Stephan Freigang	GER	28:15.84	Wang Yung-jo	KOR	2:12:40	Shaun Creighton	AUS	8:32.30
1993	Antonio Serrano	ESP	28:16.16	Kennedy Manyisa	KEN	2:12:19	Michael Buchleitner	AUT	8:30.32
1995	Yasuyuki Watanabe	JPN	28:47.78	Takakai Morikawa	JPN	2:21:32	Daniel Njenga	KEN	8:27.03
1997	Kamiel Maase	NED	28:22.11	Marilson dos Santos	BRA	63:32	Mark Ostendarp	GER	8:25.83
1999	José Martínez	ESP	29:37.56	Marilson dos Santos	BRA	64:05	Giuseppe Maffei	ITA	8:33.18
2001	John Kanyi	KEN	28:27.42	Masakazu Fujiwara	JPN	64:12	Anthony Famiglietti	USA	8:21.97
2003	Jan Fitschen	GER	29:39.47	Abdellah Bay	MAR	64:21	César Pérez	ESP	8:38.52
2005	Wilson Busienei	UGA	28:27.57	Wilson Busienei	UGA	63:47	Halil Akkas	TUR	8:30.16
2007	Fadil Mohamed	MAR	30:19.41	Fadil Mohamed	MAR	65:49	Halil Akkas	TUR	8:20.83

110 Metres Hurdles

1957	Stanko Lorger	YUG	14.5
1959	Stanko Lorger	YUG	14.2
1961	Valentin Chistyakov	URS	14.33
1963	Anatoliy Mikhaylov	URS	14.17
1965	Eddy Ottoz	ITA	13.6
1967	Eddy Ottoz	ITA	13.9
1970	David Hemery	GBR	13.8
1973	Berwyn Price	GBR	13.69
1975	Charles Foster	USA	13.83
1977	Alejandro Casañas	CUB	13.21
1979	Andrey Prokofyev	URS	13.50
1981	Larry Cowling	USA	13.65
1983	Andrey Prokofyev	URS	13.46
1985	Cletus Clark	USA	13.57
1987	Jon Ridgeon	GBR	13.29
1989	Roger Kingdom	USA	13.26
1991	Elbert Ellis	USA	13.83
1993	Dietmar Koszewski	GER	13.48
1995	Jonathan Nsenga	BEL	13.51
1997	Andrey Kislykh	RUS	13.44
1999	Terrence Trammell	USA	13.44
2001	Liu Xiang	CHN	13.33
2003	Anselmo da Silva	BRA	13.68
2005	Mateus Inocêncio	BRA	13.45
2007	Sergiy Demidyuk	UKR	13.33

400 Metres Hurdles

Igor Ilyin	URS	53.3
Salvatore Morale	ITA	52.1
Salvatore Morale	ITA	50.14
Roberto Frinolli	ITA	50.48
Roberto Frinolli	ITA	50.5
Ron Whitney	USA	49.8
Larry James	USA	50.2
Dmitriy Stukalov	URS	49.62
Rolf Ziegler	FRG	50.43
Tom Andrews	USA	49.52
Harry Schulting	NED	48.44
David Lee	USA	49.05
Aleksandr Kharlov	URS	49.41
Tagir Zemskov	URS	49.38
David Patrick	USA	48.75
Reggie Davis	USA	49.74
Derrick Adkins	USA	49.01
Derrick Adkins	USA	49.35
Kazuhiko Yamazaki	JPN	48.58
Llewelyn Herbert	RSA	48.99
Pawel Januszewski	POL	48.64
Alwyn Myburgh	RSA	48.09
Thomas Kortbeek	NED	48.95
Kenji Narisako	JPN	48.96
Pieter Koekemoer	RSA	49.06

High Jump

Yuriy Styepanov	URS	2.12
Cornel Porumb	ROU	2.01
Valeriy Brumel	URS	2.25
Valeriy Brumel	URS	2.15
Valeriy Skvortsov	URS	2.14
Miograd Todosijevic	YUG	2.05
Valentin Gavrilov	URS	2.18
Vladimir Maly	TCH	2.18
Enzo Del Forno	ITA	2.13
Jacek Wszola	POL	2.22
Gerd Nagel	FRG	2.28
Leo Williams	USA	2.25
Igor Paklin	URS	2.31
Igor Paklin	URS	2.41
James Lott	USA	2.30
Javier Sotomayor	CUB	2.34
Hollis Conway	USA	2.37
Tony Barton	USA	2.30
Dragutin Topic	YUG	2.29
Lee Jin-taek	KOR	2.32
Ben Challenger	GBR	2.30
Aleksandr Kravtsov	RUS	2.28
Emilian Kaszczyk	POL	2.26
Aleksander Walerianczyk	POL	2.30
Aleksandr Shustov	RUS	2.31

Pole Vault

1957	Zenon Wazny	POL	4.40
1959	Noriaki Yasuda	JPN	4.35
1961	Dimitar Hlebarov	BUL	4.52
1963	Gennadiy Bliznetsov	URS	4.60
1965	John Pannel	USA	5.00
1967	Heinfried Engel	FRG	5.00
1970	Wolfgang Nordwig	GDR	5.46
1973	François Tracanelli	FRA	5.42
1975	François Tracanelli	FRA	5.20
1977	Wladyslaw Kozakiewicz	POL	5.55
1979	Wladyslaw Kozakiewicz	POL	5.60
1981	Konstantin Volkov	URS	5.75
1983	Konstantin Volkov	URS	5.65
1985	Rodion Gataullin	URS	5.75
1987	Viktor Spasov	URS	5.65
1989	Bernhard Zintl	FRG	5.65
1991	István Bagyula	HUN	5.80
1993	István Bagyula	HUN	5.70
1995	István Bagyula	HUN	5.70
1997	Khalid Lachheb	FRA	5.70
1999	Richard Spiegelburg	GER	5.60
2001	Aleksandr Averbukh	ISR	5.80
2003	Aleksandr Korchmyd	UKR	5.75
2005	Björn Otto	GER	5.80
2007	Alexander Straub	GER	5.60

Long Jump

Dieter Witte	FRG	7.41
Attilio Bravi	ITA	7.46
Igor Ter-Ovanesyan	URS	7.90
Igor Ter-Ovanesyan	URS	7.95
Igor Ter-Ovanesyan	URS	8.19
Naoki Abe	JPN	7.71
Alan Lerwill	GBR	7.91
Valeriy Podluzhniy	URS	8.15
Grzegorz Cybulski	POL	8.27
Nenad Stekic	YUG	7.97
Valeriy Podluzhniy	URS	8.16
László Szalma	HUN	8.23w
Yussuf Alli	NGR	8.21
Jaime Jefferson	CUB	8.07
Mike Powell	USA	8.19
Jaime Jefferson	CUB	7.98
Alan Turner	USA	8.18w
Kareem Streete-Thompson	USA	8.22w
Kirill Sosunov	RUS	8.21
Iván Pedroso	CUB	8.40
Aleksey Lukashevich	YKR	8.16
Miguel Pate	USA	8.07
Valeriy Vasilyev	UKR	8.07
Vladimir Zyuskov	UKR	8.06
Robert Crowther	AUS	8.02

Triple Jump

Oleg Ryakhovskiy	URS	16.01
Oleg Ryakhovskiy	URS	15.74
Sorin Ioan	ROU	15.93
Satoshi Shimo	JPN	15.99
Henrik Kalocsai	HUN	16.36
Michael Sauer	FRG	16.07
Viktor Saneyev	URS	17.22
Mikhail Boichan	URS	17.20
Michal Joachimowski	POL	16.54
Anatoliy Piskulin	URS	17.30w
Willie Banks	USA	17.23
Zou Zhenxian	CHN	17.32
Ajayi Agbgbaku	NGR	17.26
Charles Simpkins	USA	17.86
Charles Simpkins	USA	17.16
Igor Lapshin	URS	17.40
Brian Wellman	BER	17.07
Tosi Fasinro	GBR	16.91
Andrey Kurennoy	RUS	17.30
Yoelbi Quesada	CUB	17.35
Yoelbi Quesada	CUB	17.40
Kenta Bell	USA	17.22
Gu Junjie	CHN	16.90
Aleksandr Sergeyev	RUS	16.72
Kim Deok-Hyung	KOR	17.02

Shot Put

1957	Oleg Ryakhovskiy	URS	16.57
1959	Hermann Lingnau	FRG	17.32
1961	Viktor Lipsnis	URS	18.00

Discus Throw

Viktor Kompaneyets	URS	53.38
Antonios Kondadis	GRE	53.07
Edmund Piatkowski	POL	59.15

Hammer Throw

Anatoliy Samotsvetov	URS	58.60
Gyula Zsivótzky	HUN	63.65
Gyula Zsivótzky	HUN	64.62

1963	Zsygmond Nagy	HUN	18.44	Gaetano Dalla Pria	ITA	51.63	Gennadiy Kondrashov	URS	65.76
1965	Randy Matson	USA	20.31	Lars Haglund	SWE	57.86	Gyula Zsivotzky	HUN	67.74
1967	Neal Steinhauer	USA	19.19	Gary Carlsen	USA	59.84	Yoshihisa Ishida	JPN	64.94
1970	Hartmut Briesenick	GDR	19.97	János Murányi	HUN	60.16	Jochen Sachse	GDR	72.34
1973	Valeriy Voykin	URS	19.56	Viktor Zhurba	URS	61.60	Valentin Dmitriyenko	URS	72.42
1975	Bishop Dolegiewicz	CAN	19.45	Markku Tuokko	FIN	62.94	Aleksey Spiridonov	URS	73.82
1977	Valcho Stoev	BUL	19.55	Nikolay Vikhor	URS	64.14	Emmanuil Dyulgerov	BUL	73.50
1979	Udo Beyer	GDR	20.49	Wolfgang Schmidt	GDR	60.78	Klaus Ploghaus	FRG	75.74
1981	Mike Carter	USA	20.19	Armin Lemme	GDR	65.90	Klaus Ploghaus	FRG	77.74
1983	Mike Carter	USA	19.74	Luis Delís	CUB	69.46	Jüri Tamm	URS	76.82
1985	Remigius Machura	TCH	21.13	Luis Delís	CUB	66.84	Heinz Weis	FRG	76.00
1987	Klaus Görmer	GDR	20.38	Randy Heisler	USA	62.38	Igor Astapkovich	URS	78.46
1989	Lars Arvid Nilson	NOR	20.37	Kamy Keshmiri	USA	65.40	Igor Astapkovich	URS	80.56
1991	Aleksandr Klymenko	URS	19.35	Adewale Olukoju	NGR	61.48	Ken Flax	USA	76.46
1993	Aleksandr Klymenko	UKR	19.72	Alexis Elizalde	CUB	62.98	Vadim Kolesnik	UKR	77.00
1995	Yuriy Belonog	UKR	19.70	Vitaliy Sidorov	UKR	62.16	Balázs Kiss	HUN	79.74
1997	Yuriy Belonog	UKR	20.34	Vladimir Dubrovshchik	BLR	66.40	Balázs Kiss	HUN	79.42
1999	Andy Bloom	USA	21.11	Frantz Kruger	RSA	66.90	Zsolt Németh	HUN	80.40
2001	Manuel Martínez	ESP	20.97	Aleksander Tammert	EST	65.19	Nicola Vizzoni	ITA	78.41
2003	Andrey Mikhnevich	BLR	20.76	Wu Tao	CHN	62.32	Ivan Tikhon	BLR	82.77
2005	Tomasz Majewski	POL	20.60	Gerd Kanter	EST	65.29	Vadim Devyatovskiy	BLR	79.13
2007	Maksim Sidorov	RUS	20.01	Gerhard Mayer	AUT	61.55	Aliaksandr Vashchyla	BLR	76.94

Javelin Throw

1957	Viktor Tsybulenko	URS	80.63
1959	Hermann Salomon	FRG	75.95
1961	Gergely Kulcsár	HUN	77.65
1963	Janis Lusia	URS	79.77
1965	Rolf Herings	FRG	79.26
1967	Dave Travis	GBR	76.64
1970	Miklós Németh	HUN	81.94
1973	Janis Zirnis	URS	80.08
1975	Gheorghe Megelea	ROU	81.30
1977	Vasiliy Yershov	URS	81.60
1979	Helmut Schreiber	FRG	88.68
1981	Dainis Kula	URS	89.52
1983	Dainis Kula	URS	87.80
1985	Dumitru Negoita	ROU	84.62
1987	Marek Kaleta	URS	81.42
1991	Steve Backley	GBR	87.42
1993	Louis Fouché	RSA	79.64
1995	Zhang Lianbiao	CHN	79.30
1997	Marius Corbett	RSA	86.50
1999	Eriks Rags	LAT	83.78
2001	Eriks Rags	LAT	82.72
2003	Igor Janik	POL	76.83
2005	Ainârs Kovals	LAT	80.67
2007	Vadims Vasilevskis	LAT	83.92

4 x 100 Metres Relay

1957	France	41.4
1959	Italy	41.0
1961	USSR	41.22
1963	Hungary	40.98
1965	FRG	39.9
1967	Italy	39.8
1970	Poland	39.2
1973	United States	39.10
1975	USSR	39.80
1977	USSR	38.75
1979	Italy	38.42
1981	United States	38.70
1983	United States	38.50
1985	Cuba	38.76
1987	United States	38.66
1989	United States	38.58
1991	United States	39.10
1993	United States	38.65
1995	United States	38.96
1997	United States	38.48

Decathlon (Pentathlon in 1959)

-	-
Vasiliy Kuznetsov	URS 4006
Vasiliy Kuznetsov	URS 7918
Manfred Pflugbeil	FRG 6487
Bill Toomey	USA 7566
Hans-Joachim Walde	FRG 7819
Nikolay Avilov	URS 7803
Ryszard Skowronek	POL 7965
Sepp Zeilbauer	AUT 7857
Sepp Zeilbauer	AUT 8097
Sepp Zeilbauer	AUT 8203
Aleksandr Shablenko	URS 8055
David Steen	CAN 8205
Mike Ramos	URS 8071
Siegfried Wentz	FRG 8348
Steve Fritz	USA 8079
Sébastien Levicq	FRA 7874
Deszö Szabó	HUN 8051
Roman Sebrle	CZE 8380
Raúl Duany	CUB 8050
Raúl Duany	CUB 8069
Romain Barras	FRA 8196
Aleksandr Parkhomenko	BLR 8051
Jacob Minah	GER 8099

4 x 400 Metres Relay

FRG	3:16.9
FRG	3:09.5
FRG	3:10.56
Great Britain & NI	3:12.02
Italy	3:08.5
FRG	3:06.7
United States	3:03.3
United States	3:04.40
Poland	3:09.13
United States	3:01.2
United States	3:00.98
USSR	3:02.75
United States	3:01.24
Cuba	3:02.20
United States	3:01.78
Jamaica	3:02.58
United States	3:03.65
United States	3:02.34
United States	3:00.40
United States	3:02.53

20km Walk (10,000m track in 1957)

Franciszek Szynska	POL	47:10.6
-	-	-
-	-	-
-	-	-
-	-	-
-	-	-
-	-	-
-	-	-
Maurizio Damilano	ITA	1:26:47
Guillaume Leblanc	CAN	1:24:03
Viktor Mostovik	URS	1:25:52
Raffaello Ducceschi	ITA	1:25:02
Robert Korzeniowski	POL	1:24:37
Robert Korzeniowski	POL	1:22:01
Daniel García	MEX	1:24:11
Ilya Markov	RUS	1:25:36
Alejandro López	MEX	1:25:12
Lorenzo Civallo	ITA	1:24:42
Stepan Yudin	RUS	1:23:34
Juan Manuel Molina	ESP	1:24:06
Chu Yafei	CHN	1:24:37

1999	United States	38.55	United States	3:00.88
2001	Japan	38.77	United States	3:02.83
2003	Japan	39.45	Japan	3:03.15
2005	Italy	39.25	Poland	3:02.57
2007	Thailand	39.15	Poland	3:02.05

WOMEN

100 Metres		200 Metres		400 Metres	
1957	Vera Krepkina URS	11.8	Mariya Itkina URS	24.6	-
1959	Giuseppina Leone ITA	11.7	Giuseppina Leone ITA	23.8	-
1961	Tatyana Shchelkanova URS	11.78	Barbara Janiszewska POL	24.44	-
1963	Renate Lace URS	11.91	Jutta Heine FRG	24.60	-
1965	Irena Kirszenstein POL	11.3	Irena Kirszenstein POL	23.5	-
1967	Barbara Ferrell USA	11.6	Gabrielle Meyer FRA	23.8	Elisabeth Östberg SWE 55.4
1970	Renate Meissner GDR	11.5	Renate Meissner GDR	22.7	Maria Sykora AUT 52.8
1973	Mona-Lisa Pursiainen FIN	11.41	Mona-Lisa Pursiainen FIN	22.39	Nadezhda Ilyina URS 52.04
1975	Lyudmila Zharkova URS	11.31	Pirjo Wilmi FIN	23.38	Pirjo Wilmi FIN 51.80
1977	Lyudmila Storoshkova BUL	11.21	Silvia Chivas CUB	23.08	Rosalyn Bryant USA 52.10
1979	Marlies Göhr GDR	11.00	Marita Koch GDR	21.91	Mariya Kulchunova URS 50.35
1981	Beverley Goddard GBR	11.35	Kathy Smallwood GBR	22.78	Irina Baskakova URS 51.45
1983	Beverly Kinch GBR	11.13w	Randy Givens USA	22.47	Mariya Pinigina URS 50.47
1985	Irina Slyusar URS	11.22	Grace Jackson JAM	22.59	Tatyana Alekseyeva URS 51.49
1987	Gwen Torrence USA	11.09	Gwen Torrence USA	22.44	Denean Howard USA 51.07
1989	Liliana Allen CUB	11.37	Galina Malchugina URS	22.70	Ana Fidelia Quirot CUB 50.73
1991	Chryste Gaines USA	11.27	Wang Huei-Chen TPE	23.22	Maicel Malone USA 50.65
1993	Dahlia Duhaney JAM	11.56	Flirtisha Harris USA	22.56w	Michelle Collins USA 52.01
1995	Melanie Paschke GER	11.16	Du Xiujie CHN	22.53	Olabisi Afolabi NGR 50.50
1997	Katerína Thánou GRE	11.20	Yekaterina Leshchova RUS	23.18	Allison Curbishley GBR 50.84
1999	Angela Williams USA	11.19	Kim Gevaert BEL	23.14	Ionela Tîrlea ROU 49.88
2001	Abiodun Oyepitan GBR	11.42	Li Xuemei CHN	22.86	Demetria Washington USA 51.22
2003	Qin Wangping CHN	11.53	Yelena Bolsun RUS	23.39	Tatyana Firova RUS 51.81
2005	Olga Khalandyreva RUS	11.64	Natalya Ivanova RUS	23.28	Natalya Nazarova RUS 51.31
2007	Johanna Manninen FIN	11.46	Iryna Shtanhyeyeva UKR	22.95	Olga Tereshkova KAZ 51.62
800 Metres		1500 Metres		3000/5000 Metres (5000m from 1995)	
1957	Yelizaveta Yermolayeva URS	2:12.3	-	-	-
1959	Nicole Gouilleux FRA	2:11.1	-	-	-
1961	Antje Gleichfeld FRG	2:07.76	-	-	-
1963	Olga Kazi HUN	2:05.9	-	-	-
1965	Laine Erik URS	2:06.2	-	-	-
1967	Madeline Manning USA	2:06.8	-	-	-
1970	Gunhild Hoffmeister GDR	2:01.8	-	-	-
1973	Liliana Tomova BUL	1:59.52	Paola Cacchi ITA	4:10.69	-
1975	Nina Morgunova URS	2:01.94	Ellen Wellmann FRG	4:08.72	Natalia Andrei ROU 8:54.09
1977	Tonka Petrova BUL	1:57.6	Tonka Petrova BUL	4:05.7	-
1979	Nadezhda Mushta URS	2:00.50	Natalia Marasescu ROU	4:13.9	-
1981	Doina Melinte ROU	1:57.81	Gabriella Dorio ITA	4:05.35	Breda Pergar YUG 8:53.78
1983	Irina Podyalovskaya URS	1:59.29	Gabriella Dorio ITA	4:07.26	Maria Radu ROU 9:04.32
1985	Nadezhda Zvyagintseva URS	1:58.59	Svetlana Kitova URS	4:07.12	Cathy Branta USA 9:02.75
1987	Slobodanka Colovic YUG	1:56.88	Paula Ivan ROU	4:01.32	Paula Ivan ROU 8:53.61
1989	Ana Fidelia Quirot CUB	1:58.88	Paula Ivan ROU	4:13.58	Paula Ivan ROU 8:44.09
1991	Inna Yevseyeva URS	1:59.80	Sonia O'Sullivan IRL	4:12.14	Iulia Besliu ROU 8:55.42
1993	Amy Wickus USA	2:03.72	Lynne Robinson GBR	4:12.03	Clare Eichner USA 9:04.32
1995	Stella Jongmans NED	2:02.13	Gabriela Szabo ROU	4:11.73	Gabriela Szabo ROU 15:29.86
1997	Irina Nedelenko UKR	2:00.21	Gabriela Szabo ROU	4:10.31	Nnenna Lynch USA 15:47.61
1999	Yulyia Taranova RUS	1:59.63	Elena Buhaianu ROU	4:13.04	Rie Ueno JPN 15:51.24
2001	Brigita Langerholc SLO	2:00.96	Süreyya Ayhan TUR	4:06.91	Dong Yanmei CHN 15:30.28
2003	Liliana Barbulescu ROU	2:00.06	Natalya Sidorenko UKR	4:11.69	Eloise Poppett AUS 15:47.19
2005	Svetlana Klyuka RUS	2:00.80	Olesya Syreva RUS	4:12.69	Kim Smith NZL 15:29.18
2007	Yulyia Krevsun UKR	1:57.63	Olesya Chumakova RUS	4:09.32	Jessica Augusto POR 15:28.78
10,000 Metres		Marathon (Half Marathon from 1997)		3000 Metres Steeplechase	
1983	-	-	Sarah Rowell GBR	2:47:36.2	-
1985	Marina Rodchenkova URS	32:58.45	Mami Fukao JPN	2:44:55	-
1987	Patty Murray USA	33:11.26	Natalya Bardina URS	2:46:30	-
1989	Viorica Ghican ROU	31:46.43	Irina Bogachova URS	2:35:09	-
1991	Anne-Marie Letko USA	32:36.87	Miyako Iwai JPN	2:36:27	-
1993	Iulia Negura ROU	32:22.99	Noriko Kawaguchi JPN	2:37:47	-
1995	Iulia Negura ROU	32:28.25	Masako Kusakaya JPN	2:53:03	-
1997	Deena Drossin USA	33:45.31	Mari Sotani JPN	71:49	-

WINNERS OF AREA CHAMPIONSHIPS & GAMES AND COMMONWEALTH GAMES

ALL-AFRICA GAMES

Venues - 1965: Brazzaville; 1973: Lagos; 1978: Alger; 1987: Nairobi; 1991: El Qâhira (Cairo); 1995: Harare; 1999: Johannesburg; 2003: Abuja; 2007: Alger; 2011: Lusaka

MEN

100 Metres			200 Metres			400 Metres		
1965	Gaoussou Koné	CIV 10.3	Gaoussou Koné	CIV 21.1	Wilson Kiprugut	KEN 46.9		
1973	Ohene Karikari	GHA 10.60	Ohene Karikari	GHA 21.13	Charles Asati	KEN 46.31		
1978	Amadou Meité	CIV 10.35	El Kashief Hassan	SUD 20.77	El Kashief Hassan	SUD 45.32		
1987	Chidi Imoh	NGR 10.10w	Simon Kipkemboi	KEN 20.90	Innocent Egbunike	NGR 44.23		
1991	Frankie Fredericks	NAM 10.18	Frankie Fredericks	NAM 20.28	Samson Kitur	KEN 45.40		
1995	Davidson Ezinwa	NGR 10.24	Sunday Bada	NGR 20.28	Samson Kitur	KEN 44.36		
1999	Leonard Myles-Mills	GHA 9.99	Francis Obikwelu	NGR 20.06	Kennedy Ochieng	KEN 44.77		
2003	Deji Aliu	NGR 9.95	Uchenna Emedolu	NGR 20.42	Ezra Sambu	KEN 44.98		
2007	Olusoji Fasuba	NGR 10.18	Leigh Julius	RSA 20.81	California Molefe	BOT 45.59		
800 Metres			1500 Metres			5000 Metres		
1965	Wilson Kiprugut	KEN 1:47.4	Kipchoge Keino	KEN 3:41.1	Kipchoge Keino	KEN 13:44.4		
1973	Cosmos Silei	KEN 1:45.38	Filbert Bayi	TAN 3:37.23	Ben Jipcho	KEN 14:07.2		
1978	James Maina Boi	KEN 1:47.14	Filbert Bayi	TAN 3:36.21	Yohannes Mohamed	ETH 13:44.39		
1987	Billy Konchellah	KEN 1:45.99	Sisa Kirati	KEN 3:39.40	John Ngugi	KEN 13:31.87		
1991	William Tanui	KEN 1:47.40	William Kimei	KEN 3:41.97	Fita Bayesa	ETH 13:36.91		
1995	Arthémon Hatungimana	BDI 1:47.42	Vincent Malakwen	KEN 3:40.11	Josephat Machuka	KEN 13:31.11		
1999	Japheth Kimutai	KEN 1:44.91	Hailu Mekonnen	ETH 3:39.73	Julius Gitahi	KEN 13:49.06		
2003	Samwel Mwera	TAN 1:46.13	Paul Korir	KEN 3:37.52	Kenenisa Bekele	ETH 13:26.16		
2007	Abubaker Kaki	SUD 1:45.22	Asbel Kiprop	KEN 3:38.97	Moses Kipsiro	UGA 13:12.51		
10,000 Metres			Marathon/Half Marathon			3000 Metres Steeplechase		
1965	-	-	-	-	Benjamin Kogo	KEN 8:47.4		
1973	Miruts Yifter	ETH 29:04.6	Mamo Wolde	ETH 2:27:32	Ben Jipcho	KEN 8:20.7		
1978	Henry Rono	KEN 27:58.9	Richard Mabuza	SWZ 2:21:53	Henry Rono	KEN 8:15.82		
1987	Paul Kipkoech	KEN 28:34.77	Belayneh Dinsamo	ETH 2:14:47	Patrick Sang	KEN 8:33.69		
1991	Thomas Osano	KEN 27:56.45	Tena Negere	ETH 2:31:17	Moses Kiptanui	KEN 8:27.09		
1995	Josephat Machuka	KEN 28:03.6	Nicholas Nyengere	ZIM 2:20:08	Bernard Barmasai	KEN 8:27.15		
1999	Assefa Mezegebu	ETH 28:12.15	Joshua Peterson	RSA 2:19:07	Kipkurui Misoi	KEN 8:32.32		
2003	Sileshi Sihine	ETH 27:42.13	Johannes Kekana	RSA 2:25.01	Ezekiel Kemboi	KEN 8:12.27		
2007	Zersenay Tadesse	ERI 27:00.30	Deribe Merga	ETH 62:24	Willy Komen	KEN 8:15.11		
110 Metres Hurdles			400 Metres Hurdles			High Jump		
1965	Folu Erinle	NGR 14.6	Kimaru Sangok	KEN 51.7	Samuel Igun	NGR 2.07		
1973	Fatwell Kimaiyo	KEN 14.19	John Akii-Bua	UGA 48.54	Noor Wasughe	SOM 2.04		
1978	Fatwell Kimaiyo	KEN 13.89	Daniel Kimaiyo	KEN 49.48	Paul Ngadjadoum	CHA 2.16		
1987	Judex Lefou	MRI 14.11	Amadou Dia Bâ	SEN 48.03	Othmane Belfaa	ALG 2.19		
1991	Judex Lefou	MRI 14.12	Erick Keter	KEN 48.95	Othmane Belfaa	ALG 2.18		
1995	William Erese	NGR 13.73	Ibou Faye	SEN 49.12	Pierre Vorster	RSA 2.22		
1999	William Erese	NGR 13.71	Ibou Faye	SEN 48.30	Anthony Idata	NGR 2.27		
2003	Joseph-Berlioz Randriamihaja	MAD 13.77	Osita Okeagu	NGR 50.25	Kabelo Mmono	BOT 2.15		
2007	Selim Nurudeen	NGR 13.59	L. J. van Zyl	RSA 48.74	Kabelo Kgosiemang	BOT 2.27		
Pole Vault			Long Jump			Triple Jump		
1965	Brou Elloe	CIV 4.15	Edward Akika	NGR 7.49	Samuel Igun	NGR 16.27		
1973	Allah Ghita	EGY 4.65	Joshua Owusu	GHA 8.00	Mansour Dia	SEN 16.53		
1978	Lakhdar Rahal	ALG 5.00	Charlton Ehizuelen	NGR 7.92	Charlton Ehizuelen	NGR 16.51		
1987	Chokri Abahnini	TUN 4.85	Paul Emordi	NGR 8.23	Francis Doodoo	GHA 17.12		
1991	Samy Si Mohamed	ALG 5.20	George Ogbeide	NGR 8.22	James Sabulei	KEN 16.53		
1995	Okkert Brits	RSA 5.50	Cheikh Touré	SEN 8.10	Jacob Katonon	KEN 16.93		
1999	Okkert Brits	RSA 5.40	Hatem Mersal	EGY 8.09	Andrew Owusu	GHA 16.89		
2003	Béchir Zaghouni	TUN 5.20	Ignisious Gaisah	GHA 8.30	Andrew Owusu	GHA 16.41		
2007	Abderrahman Tamedda	TUN 5.10	Gable Garenamotse	BOT 8.08	Ndiss Kaba Badji	SEN 16.80		
Shot Put			Discus Throw			Hammer Throw		
1965	Denis Ségui Kragbé	CIV 16.32	Namakoro Niaré	MLI 51.20	-	-		
1973	Youssef Nagi Asaad	EGY 19.48	Namakoro Niaré	MLI 55.28	Yovan Ochola	UGA 50.64		
1978	Youssef Nagi Asaad	EGY 18.88	Namakoro Niaré	MLI 58.02	Youssef Ben Abid	TUN 54.90		

1987	Adewale Olukoju	NGR	18.13	Adewale Olukoju	NGR	56.50	Hakim Toumi	ALG	70.10
1991	Chima Ugwu	NGR	17.64	Adewale Olukoju	NGR	59.22	Cherif El Hennawi	EGY	67.58
1995	Henk Booysen	RSA	18.60	Adewale Olukoju	NGR	61.68	Hakim Toumi	ALG	67.12
1999	Burger Lambrechts	RSA	19.50	Frantz Kruger	RSA	61.02	Chris Harmse	RSA	74.75
2003	Burger Lambrechts	RSA	18.87	Omar Ahmed El Ghazali	EGY	63.61 ^{1.75kg}	Chris Harmse	RSA	75.17
2007	Yasser Farag	EGY	19.20	Omar El-Ghazaly	EGY	62.28	Chris Harmse	RSA	76.73

Javelin Throw

1965	Anthony Oyakhire	NGR	71.52
1973	Jacques Ayé	CIV	77.22
1978	Justin Arop	UGA	76.94
1987	Justin Arop	UGA	73.42
1991	Christian Okemefula	NGR	77.14
1995	Pius Bazighe	NGR	77.56
1999	Marius Corbett	RSA	78.74
2003	Gerhardus Pienaar	RSA	76.95
2007	Robert Oosthuizen	RSA	78.05

Decathlon

-	-	-	-
-	-	-	-
Mohammed Bensaad	ALG	7338	
Ahmed Mahour Bacha	ALG	7104	
Mourad Mahour Bacha	ALG	7431	
Danie van Wyk	RSA	7339	
Anis Riahi	TUN	7497	
Mustafa Taha Hussein	EGY	7400	
Hamdi Dhoubi	TUN	7838	

20 Kilometres Walk

-	-	-	-
-	-	-	-
Benamar Kachkouche	ALG	1:39:21	
Shemsu Hassan	ETH	1:35:57	
Shemsu Hassan	ETH	1:29:04	
Chris Britz	RSA	1:28:06	
David Kimuatai	KEN	1:29:12	
Hatem Ghoula	TUN	1:30:32	
Hatem Ghoula	TUN	1:22:33	

4 x 100 Metres Relay

1965	Senegal	40.5
1973	Nigeria	39.89
1978	Ghana	39.24
1987	Nigeria	39.06
1991	Nigeria	39.36
1995	Ghana	39.12
1999	Nigeria	38.56
2003	Ghana	38.63
2007	Nigeria	38.91

4 x 400 Metres Relay

Senegal	3:11.5
Kenya	3:06.38
Nigeria	3:03.24
Nigeria	3:00.55
Kenya	3:03.14
Nigeria	3:01.63
Nigeria	3:01.20
Botswana	3:02.24
Botswana	3:03.16

WOMEN**100 Metres**

1965	Jumoke Bodunrin	NGR	12.4
1973	Alice Annum	GHA	11.77
1978	Hannah Afriyie	GHA	11.50
1987	Tina Iheagwam	NGR	11.32
1991	Mary Onyali	NGR	11.12
1995	Mary Onyali	NGR	11.18
1999	Mercy Nku	NGR	11.03
2003	Mary Onyali	NGR	11.26
2007	Damola Osayomi	NGR	11.20

200 Metres

-	-	-	-
Alice Annum	GHA	23.88	
Hannah Afriyie	GHA	23.01	
Mary Onyali	NGR	22.66	
Tina Iheagwam	NGR	22.82	
Mary Onyali	NGR	22.75	
Fatima Yusuf	NGR	22.45	
Mary Onyali	NGR	23.09	
Damola Osayomi	NGR	23.21	

400 Metres

-	-	-	-
Tekla Chemabwai	KEN	54.06	
Kehinde Vaughan	NGR	53.86	
Francisca Chepkurui	KEN	51.99	
Fatima Yusuf	NGR	50.71	
Fatima Yusuf	NGR	49.43	
Falilat Ogunkoya	NGR	50.02	
Fatou Bintou Fall	SEN	51.38	
Amantle Montsho	BOT	51.13	

800 Metres

1973	Christine Anyakun	UGA	2:09.53
1978	Tecla Chemabwai	KEN	2:04.84
1987	Selina Chirchir	KEN	2:03.22
1991	Maria Mutola	MOZ	2:04.02
1995	Maria Mutola	MOZ	1:56.99
1999	Maria Mutola	MOZ	1:59.73
2003	Grace Ebor	NGR	2:02.04
2007	Leonora Piuza	MOZ	2:02.83

1500 Metres

Peace Kesiime	UGA	4:38.70
Sakina Boutamine	ALG	4:16.43
Selina Chirchir	KEN	4:13.91
Susan Sirma	KEN	4:10.68
Kutre Dulecha	ETH	4:18.32
Kutre Dulecha	ETH	4:18.33
Kutre Dulecha	ETH	4:21.63
Gelete Burka	ETH	4:06.89

3000/5000 Metres

-	-	-	-
-	-	-	-
Susan Sirma	KEN	9:19.20	
Susan Sirma	KEN	8:49.33	
Rose Cheruiyot	KEN	15:37.9	
Ayelech Worku	ETH	15:38.22	
Meseret Defar	ETH	16:42.0	
Meseret Defar	ETH	15:02.72	

10,000 Metres

1965	-	-	-
1973	-	-	-
1978	-	-	-
1987	Leah Malot	KEN	33:58.15
1991	Derartu Tulu	ETH	33:40.37
1995	Sally Barsosio	KEN	32:22.26
1999	Gete Wami	ETH	32:08.15
2003	Ejegayehu Dibaba	ETH	32:34.54
2007	Mestawat Tufa	ETH	31:26.05

Marathon/Half Marathon

-	-	-	-
-	-	-	-
-	-	-	-
-	-	-	-
Jowaine Parrott	RSA	2:55:09	
Hiwot Gizwa	ETH	2:45:38	
Clarisse Rasoarizay	MAD	2:46:58	
Souad Ait Salem	ALG	73:35	

3000 Metres Steeplechase

-	-	-	-
-	-	-	-
-	-	-	-
-	-	-	-
-	-	-	-
-	-	-	-
-	-	-	-
Ruth Bosibori	KEN	9:31.99	

80/100 Metres Hurdles

1965	Rose Hart	GHA	11.7
1973	Modupe Oshikoya	NGR	14.28
1978	Judy Bell-Gam	NGR	13.67
1987	Maria Usifo	NGR	13.29
1991	Ime Akpan	NGR	13.51
1995	Taiwo Aladefa	NGR	12.98
1999	Glory Alozie	NGR	12.74
2003	Angela Atede	NGR	13.01
2007	Toyin Augustus	NGR	13.23

400 Metres Hurdles

-	-	-	-
-	-	-	-
-	-	-	-
Maria Usifo	NGR	55.72	
Marie Womplou	CIV	57.35	
Omolade Akinremi	NGR	56.1	
Tacko Diouf	SEN	55.69	
Omolade Akinremi	NGR	56.98	
Mona Jabir Ahmed	SUD	54.93	

High Jump

Amelia Okoli	NGR	1.62
Modupe Oshikoya	NGR	1.71
Modupe Oshikoya	NGR	1.77
Awa Dioum	SEN	1.80
Lucienne N'Da	CIV	1.83
Hestrie Storbeck	RSA	1.85
Hestrie Cloete	RSA	1.96
Nneka Ukuh	NGR	1.84
Doreen Amata	NGR	1.89

Pole Vault				Long Jump				Triple Jump			
1965	-			Alice Annum	GHA	5.63		-			
1973	-			Modupe Oshikoya	NGR	6.16		-			
1978	-			Modupe Oshikoya	NGR	6.32		-			
1987	-			Beatrice Utundu	NGR	6.45		-			
1991	-			Chioma Ajunwa	NGR	6.67		-			
1995	-			Eunice Barber	SLE	6.70w		Rose Collins	NGR	13.80	
1999	Rika Erasmus	RSA	3.60	Grace Umelo	NGR	6.60		Françoise Mbango	CMR	14.70	
2003	Samantha Dodd	RSA	3.90	Esther Aghatise	NGR	6.58		Kéné Ndoye	SEN	14.23	
2007	Leila Ben-Youssef	TUN	3.85	Janice Josephs	RSA	6.79		Yamilé Aldama	SUD	14.46	

Shot Put				Discus Throw				Hammer Throw			
1965	-			-				-			
1973	Evelyn Okeke	NGR	13.59	Rose Hart	GHA	41.06		-			
1978	Joyce Aciro	UGA	14.47	Fathia Jerbi	TUN	46.56		-			
1987	Elisabeth Olaba	KEN	15.30	Jeanne Minyemeck	CMR	46.28		-			
1991	Hanane Khaled	EGY	14.83	Hanane Khaled	EGY	48.32		-			
1995	Hanane Khaled	EGY	15.29	Monia Kari	TUN	54.26		-			
1999	Vivian Peters	NGR	16.72	Monia Kari	TUN	57.22		Caroline Fournier	MRI	58.83	
2003	Vivian Chukwuemeka	NGR	18.12	Elizna Naude	RSA	57.44		Marwa Ahmed Hussein	EGY	64.28	
2007	Vivian Chukwuemeka	NGR	17.60	Elizna Naudé	RSA	58.40		Marwa Ahmed Hussein	EGY	65.70	

Javelin Throw				Pentathlon/Heptathlon				5000 Metres/10/20 Kilometres Walk			
1965	Helena Okwara	NGR	40.30	-				-			
1973	Con. Rwabiryagye	UGA	47.50	-				-			
1978	Eunice Nekesa	KEN	51.58	Bella Bell-Gam	NGR	3709		-			
1987	Samia Djemaa	ALG	53.30	Yasmina Azzizi	ALG	5663		Agnetha Chelimo	KEN	25:38.91	
1991	Seraphina Nyauma	KEN	51.94	Rita Izojie	NGR	5383		Agnetha Chelimo	KEN	24:25.00	
1995	Rhona Dwinger	RSA	55.98	Oluchi Elechi	NGR	5609		Dounia Kara	ALG	23:59.4	
1999	Liezl Roux	RSA	49.38	Maralize Fouché	RSA	5631		Susan Vermeulen	RSA	49:33	
2003	Aïda Sellam	TUN	54.58	Margaret Simpson	GHA	6152		Estlé Viljoen	RSA	1:44:29	
2007	Justine Robbeson	RSA	58.09	Margaret Simpson	GHA	6278		Chaima Trabelsi	TUN	1:49:13	

4 x 100 Metres Relay			4 x 400 Metres Relay		
1965	Nigeria	48.0	-		
1973	Ghana	46.25	Uganda	3:45.42	
1978	Nigeria	44.63	Ghana	3:35.55	
1987	Nigeria	43.44	Nigeria	3:27.08	
1991	Nigeria	44.21	Nigeria	3:31.05	
1995	Nigeria	43.43	Nigeria	3:27.51	
1999	Nigeria	43.28	Nigeria	3:29.22	
2003	Nigeria	43.04	Nigeria	3:27.76	
2007	Ghana	43.84	Nigeria	3:29.74	

AFRICAN CHAMPIONSHIPS

Venues - 1979: Dakar; 1982: El Qâhira (Cairo); 1984: Rabat; 1985: El Qâhira; 1988: Annaba; 1989: Lagos; 1990: El Qâhira; 1992: Belle Vue Mauricia; 1993: Durban; 1996: Yaoundé; 1998 Dakar; 2000: Alger; 2002: Radès; 2004: Brazzaville; 2006: Bambous; 2008: Addis Ababa; 2010: Nairobi

MEN

100 Metres				200 Metres				400 Metres			
1979	Ernest Obeng	GHA	10.54	Edward Ofili	NGR	20.90		El Kashief Hassan	SUD	45.34	
1982	Ernest Obeng	GHA	10.2	Boubacar Diallo	SEN	20.97		Amadou Dia Bâ	SEN	45.8	
1984	Chidi Imoh	NGR	10.40	Innocent Egbunike	NGR	20.66		Gabriel Tiacoh	CIV	45.52	
1985	Chidi Imoh	NGR	10.22	Simon Kipkemboi	KEN	20.82		Innocent Egbunike	NGR	45.22	
1988	John Myles-Mills	GHA	10.25	Davidson Ezinwa	NGR	20.97w		Innocent Egbunike	NGR	45.43	
1989	Amadou Mbaye	SEN	10.60	Olapade Adeniken	NGR	20.74		Gabriel Tiacoh	CIV	45.25	
1990	Joseph Gikonyo	KEN	10.28	Joseph Gikonyo	KEN	20.89		Samson Kitur	KEN	45.15	
1992	Victor Omagbemi	NGR	10.34	Victor Omagbemi	NGR	21.20		Bobang Phiri	RSA	45.42	
1993	Daniel Effiong	NGR	10.39	Johan Rossouw	RSA	20.65		Kennedy Ocheing	KEN	45.29	
1996	Seun Ogunkoya	NGR	10.45	Oumar Loum	SEN	20.7		Ibrahima Wade	SEN	45.75	
1998	Seun Ogunkoya	NGR	9.94	Frankie Fredericks	NAM	19.99		Clement Chukwu	NGR	44.65	
2000	Aziz Zakari	GHA	10.13	Aziz Zakari	GHA	20.23		Eric Milazar	MRI	45.62	
2002	Frankie Fredericks	NAM	9.93w	Frankie Fredericks	NAM	20.10w		Eric Milazar	MRI	45.67	
2004	Olusoji Fasuba	NGR	10.21	Joseph Batangdon	CMR	20.46		Eric Milazar	MRI	45.03	
2006	Olusoji Fasuba	NGR	10.37	Uchenna Emedolu	NGR	20.61		Gary Kikaya	COD	45.03	
2008	Olusoji Fasuba	NGR	10.10	Thuso Mpuang	RSA	20.53		Nagmeldin Ali Abubakr	SUD	45.64	

800 Metres				1500 Metres				3000 Metres			
1979	James Maina Boi	KEN	1:48.8	Mike Boit	KEN	3:39.9	-				
1982	Juma Ndiwa	KEN	1:48.1	Kipkoech Cheruiyot	KEN	3:42.2	-				
1984	Sammy Koskei	KEN	1:45.17	Saïd Aouita	MAR	3:38.18	-				
1985	Sammy Koskei	KEN	1:45.30	Omer Khalifa	SUD	3:37.74	-				
1988	Babacar Niang	SEN	1:46.99	Getahun Ayana	ETH	3:42.77	-				
1989	Nixon Kiprotich	KEN	1:45.71	Joseph Chesire	KEN	3:39.43	-				
1990	William Tanui	KEN	1:46.80	Moses Kiptanui	KEN	3:39.51	-				
1992	Charles Nkazamyampi	BDI	1:46.95	Nelson Chirchir	KEN	3:38.52	-				
1993	Sammy Langat	KEN	1:45.43	David Kibet	KEN	3:45.67	-				
1996	Fred Onyancha	KEN	1:46.69	Moses Kigen	KEN	3:39.78	-				
1998	Japheth Kimutai	KEN	1:45.82	Laban Rotich	KEN	3:45.03	-	Thomas Nyariki	KEN	8:03.75	
2000	Djabir Saïd-Guerni	ALG	1:45.88	Youssef Baba	MAR	3:42.07	-				
2002	Djabir Saïd-Guerni	ALG	1:45.52	Bernard Lagat	KEN	3:38.11	-				
2004	William Yiamпой	KEN	1:45.36	Yassine Bensghir	MAR	3:41.49	-				
2006	Alex Kipchirchir	KEN	1:46.62	Alex Kipchirchir	KEN	3:46.54	-				
2008	David Rudisha	KEN	1:44.20	Haron Keitany	KEN	3:43.47	-				
5000 Metres				10,000 Metres				Marathon			
1979	Miruts Yifter	ETH	14:14.0	Miruts Yifter	ETH	29:08.0	-	Kebede Balcha	ETH	2:29:53	
1982	Wodajo Bulti	ETH	13:45.34	Mohammed Kedir	ETH	28:55.5	-	Juma Ikangaa	TAN	2:21:05	
1984	Abderrazak Bounour	ALG	13:41.94	Kipsubai Koskei	KEN	28:11.7	-				
1985	Wodajo Bulti	ETH	14:40.12	Wodajo Bulti	ETH	28:22.43	-	Ahmed Salah	DJI	2:23:01	
1988	Brahim Boutayeb	MAR	13:49.69	Brahim Boutayeb	MAR	28:55.28	-	Dereje Nedi	ETH	2:27:51	
1989	John Ngugi	KEN	13:22.07	Addis Abebe	ETH	27:51.07	-	Tsegaye Sengni	ETH	2:26:26	
1990	Ezequiel Bitok	KEN	13:33.3	Khalid Skah	MAR	28:31.1	-	Tesfaye Tafa	ETH	2:33:38	
1992	James Songok	KEN	13:24.63	Joseph Machuka	KEN	27:59.70	-				
1993	Simon Chemoiywo	KEN	13:09.68	William Sigei	KEN	27:25.23	-				
1996	Paul Koech	KEN	13:35.13	Stephen Kiogora	KEN	29:16.4	-				
1998	Daniel Komen	KEN	13:35.70	-			-				
2000	Ali Saïdi Sief	ALG	13:26.86	Abreta Hadish	ETH	28:40.51	-				
2002	Paul Bitok	KEN	13:31.95	Paul Kosgei	KEN	28:44.81	-				
2004	Zwedo Maregu	ETH	13:47.77	Charles Kamathi	KEN	28:07.83	-				
2006	Kenenisa Bekele	ETH	14:03.41	Moses Kipsiro	UGA	28:03.46	-				
2008	Kenenisa Bekele	ETH	13:49.67	Gebre-egziabher Gebremariam	ETH	28:17.11	-				
3000 Metres Steeplechase				110 Metres Hurdles				400 Metres Hurdles			
1979	Kiprotich Rono	KEN	8:30.9	Godwin Obasogie	NGR	13.76w	-	Daniel Kimaiyo	KEN	50.05	
1982	Eshetu Tura	ETH	8:30.47	Philip Sang	KEN	13.8	-	Amadou Dia Bâ	SEN	49.55	
1984	Joshua Kipkemboi	KEN	8:27.88	Philip Sang	KEN	14.15	-	Amadou Dia Bâ	SEN	49.30	
1985	Julius Kariuki	KEN	8:20.74	René Djédjémel	CIV	14.14	-	Amadou Dia Bâ	SEN	48.29	
1988	Azzedine Brahmi	ALG	8:26.56	Noureddine Tadjine	ALG	14.33	-	Amadou Dia Bâ	SEN	48.81	
1989	Azzedine Brahmi	ALG	8:31.29	Ikech. Mbadugha	NGR	14.16	-	Henry Amike	NGR	49.58	
1990	Abdelaziz Sahere	MAR	8:33.58	Moses Oyiki	NGR	14.26	-	Hamidou Mbaye	SEN	51.10	
1992	Whaddon Niewoudt	RSA	8:26.44	Judex Lefou	MRI	13.91	-	Dries Vorster	RSA	49.66	
1993	Joseph Keter	KEN	8:22.34	Kobus Schoeman	RSA	13.93	-	Erick Keter	KEN	49.38	
1996	Kipkemboi Cheruiyot	KEN	8:38.72	William Erese	NGR	13.7	-	Ibou Faye	SEN	49.60	
1998	Bernard Barmasai	KEN	8:11.74	Shaun Bownes	RSA	13.72	-	Samuel Matete	ZAM	48.58	
2000	Lotfi Turki	TUN	8:33.29	Berlioz Randriahijaja	MAD	13.99	-	Sylvester Omodiale	NGR	49.81	
2002	Brahim Boulami	MAR	8:19.51	Shaun Bownes	RSA	13.36w	-	Llewellyn Herbert	RSA	49.76	
2004	David Chemweno	KEN	8:17.31	Todd Matthews Jouda	SUD	13.70	-	Llewellyn Herbert	RSA	48.90	
2006	Paul Kipsiele Koech	KEN	8:11.03	Aymen Ben Ahmed	TUN	13.77	-	L. J. van Zyl	RSA	49.43	
2008	Richard Matelong	KEN	8:31.68	Hennie Kotze	RSA	13.95	-	L. J. van Zyl	RSA	48.91	
High Jump				Pole Vault				Long Jump			
1979	Othmane Belfaa	ALG	2.15	Mohammed Bensaad	ALG	4.70	-	Ajayi Agbebaku	NGR	7.94	
1982	Moussa Fall	SEN	2.20	Loué Legbo	CIV	4.00	-	Doudou Ndiaye	SEN	7.62	
1984	Mohammed Aghial	MAR	2.17	Mohammed Bouihiri	MAR	4.60	-	Paul Emordi	NGR	7.90	
1985	Moussa Fall	SEN	2.17	Choukri Abahnini	TUN	4.60	-	Paul Emordi	NGR	7.90	
1988	Boubacar Guèye	SEN	2.16	Choukri Abahnini	TUN	4.90	-	Yusuf Alli	NGR	7.78	
1989	Othmane Belfaa	ALG	2.20	Samy Si Mohamed	ALG	4.90	-	Yusuf Alli	NGR	8.27	
1990	Othmane Belfaa	ALG	2.16	Ali Ziouani	MAR	4.90	-	Ayodele Aladefa	NGR	7.92	
1992	Yacine Mousli	ALG	2.21	Okkert Brits	RSA	5.35	-	Ayodele Aladefa	NGR	7.95	
1993	Flippie van Vuuren	RSA	2.22	Okkert Brits	RSA	5.40	-	Obinna Eregbu	NGR	8.32w	
1996	Khemraj Naiko	MRI	2.16	Anis Riahi	TUN	4.60	-	Anis Gallali	TUN	7.81	
1998	Abderahmane Hamed	ALG	2.21	Okkert Brits	RSA	5.40	-	Hatem Mersal	EGY	8.13	
2000	Abderahmane Hamed	ALG	2.34	Rafik Mefti	ALG	5.00	-	Younès Moudrik	MAR	8.34	
2002	Abderahmane Hamed	ALG	2.25	Karim Sène	SEN	5.00	-	Younès Moudrik	MAR	8.06w	
2003	Llewellyn Herbert	RSA	2.17	Béchir Zaghouani	TUN	5.20	-	Jonathan Chimier	MRI	8.06	
2006	Kabelo Kgosiemang	BOT	2.30	Okkert Brits	RSA	5.20	-	Ignisious Gaisah	GHA	8.51w	
2008	Kabelo Kgosiemann	BOT	2.34	Mouhsin Cheouari	MAR	4.80	-	Yahya Berrabah	MAR	8.04	

Triple Jump

1979	Ajaji Agbebaku	NGR	16.82w
1982	Mamadou Diallo	SEN	16.23
1984	Joseph Taiwo	NGR	17.19
1985	Paul Emordi	NGR	16.56
1988	António Santos	ANG	16.43
1989	Eugene Koranteng	GHA	16.83
1990	Toussaint Rabenala	MAD	16.61
1992	Toussaint Rabenala	MAD	17.04
1993	Toussaint Rabenala	MAD	16.72
1996	Paul Nioze	SEY	16.52
1998	Andrew Owusu	GHA	17.23
2000	Andrew Owusu	GHA	16.69
2002	Olivier Sanou	BUR	17.06w
2004	Olivier Sanou	BUR	16.31
2006	Tareq Bougtaïb	MAR	17.25w
2008	Ndiss Kaba Badji	SEN	17.07

Hammer Throw

1979	Abdellah Boubekeur	ALG	56.02
1982	Hisham Greis	EGY	60.64
1984	Hakim Toumi	ALG	68.64
1985	Hakim Toumi	ALG	70.56
1988	Hakim Toumi	ALG	69.06
1989	Hakim Toumi	ALG	69.98
1990	Cherif El Hennawi	EGY	69.60
1992	Hakim Toumi	ALG	69.80
1993	Hakim Toumi	ALG	69.82
1996	Hakim Toumi	TUN	69.32
1998	Chris Harmse	RSA	72.11
2000	Samir Haouam	ALG	69.38
2002	Chris Harmse	RSA	76.07
2004	Chris Harmse	RSA	75.90
2006	Chris Harmse	RSA	77.55
2008	Chris Harmse	RSA	77.72

10/20 Kilometres Walk

1979	Benamar Kachkouche	ALG	48:50.8
1982	Semsu Hassan	ETH	1:41:39
1984	Abdelwahab Ferguène	ALG	1:30:02
1985	Abdelwahab Ferguène	ALG	1:33:28
1988	Mohd. Bouhalla	ALG	1:27:43
1989	Mohd. Bouhalla	ALG	1:30:43
1990	Shemsu Hassan	ETH	1:29:31
1992	Chris Britz	RSA	1:29:56
1993	Getachew Demissie	ETH	1:28:56
1996	Hatem Ghoula	TUN	1:29:48
1998	Hatem Ghoula	TUN	1:31:28
2000	Hatem Ghoula	TUN	1:25:38
2002	Hatem Ghoula	TUN	1:26:42
2004	Julius Sawe	KEN	1:27:43
2006	David Kimutai	KEN	1:23:58
2008	Mohamed Ameer	ALG	1:22:55

Shot Put

Youssef Nagi Asaad	EGY	20.32
Youssef Nagi Asaad	EGY	20.44
A. Mohd. Achouche	EGY	18.45
A. Mohd. Achouche	EGY	19.34
A. Mohd. Achouche	EGY	19.40
A. Mohd. Achouche	EGY	19.36
Robert Welikhe	KEN	17.57
Chima Ogwu	NGR	18.50
Carel le Roux	RSA	18.29
Henk Booysen	RSA	17.34
Burger Lambrechts	RSA	19.78
Chima Ugwu	NGR	19.02
Janus Robberts	RSA	19.73
Janus Robberts	RSA	21.02
Yasser Ibrahim	EGY	18.93
Mostafa Abdul El-Moaty	EGY	18.06

Javelin Throw

Jacques Ayé	CIV	76.74
Zakayo Malekwa	TAN	76.18
Tarek Chaabani	TUN	77.40
Ahmed Mahour Bacha	ALG	80.04
Justin Arop	UGA	74.52
Pius Bazighe	NGR	68.96
Fidèle Rakotonirina	MAD	69.50
Tom Petranoff	RSA	87.26
Tom Petranoff	RSA	82.40
Pius Bazighe	NGR	74.78
Marius Corbett	RSA	79.82
Maher Ridane	TUN	72.51
Gerhardus Pienaar	RSA	78.63
Gerhardus Pienaar	RSA	78.31
Hardus Pienaar	RSA	77.55
Mohamed Ali Khabou	TUN	74.20

4 x 100 Metres Relay

Ivory Coast	39.80
Ivory Coast	40.3
Nigeria	39.49
Nigeria	39.28
Nigeria	39.27
Nigeria	39.94
Nigeria	39.85
South Africa	39.57
Ghana	39.53
Nigeria	39.7
Ivory Coast	38.76
Ghana	39.90
Nigeria	39.76
Nigeria	38.91
Nigeria	39.63
South Africa	38.75

Discus Throw

Abderrazak Benhassine	TUN	54.60
Mohd. Naguib Hamed	EGY	59.82
Mohd. Naguib Hamed	EGY	58.62
Christian Okoye	NGR	63.56
Adewale Olukoju	NGR	62.12
Hassan Hamad	EGY	53.44
Hassan Hamad	EGY	55.80
Adewale Olukoju	NGR	60.66
Mickael Conjungo	CAF	59.92
Serge Doh	CIV	51.92
Frantz Kruger	RSA	62.17
Frits Potgieter	RSA	60.35
Janus Robberts	RSA	54.32
Frantz Kruger	RSA	63.85
Omar El-Ghazaly	EGY	61.11
Hannes Hopley	RSA	56.98

Decathlon

Mohammed Bensaad	ALG	7140
Charles Kokoyo	KEN	7080
Mourad Mahour Bacha	ALG	7022
Mourad Mahour Bacha	ALG	6712
Mahmoud Ouhamou	ALG	7160
Mourad Mahour Bacha	ALG	7080
Abdenacer Moumen	MAR	6983
Mourad Mahour Bacha	ALG	7467
Pierre Faber	RSA	7164
Anis Riahi	TUN	7257
Rédouane Youcef	ALG	7352
Rédouane Youcef	ALG	7129
Hamdi Dhoubi	TUN	7965
Anis Riahi	TUN	7200
Hamdi Dhoubi	TUN	7566
Larbi Bouraada	ALG	7574

4 x 400 Metres Relay

Kenya	3:08.2
Kenya	3:05.61
Sénégal	3:04.76
Kenya	3:01.86
Ethiopia	3:07.11
Kenya	3:04.44
Nigeria	3:04.77
South Africa	3:06.95
Kenya	3:03.10
Senegal	3:03.44
Senegal	3:04.20
Algeria	3:05.45
Morocco	3:09.72
Zimbabwe	3:02.38
Nigeria	3:06.78
South Africa	3:03.58

WOMEN**100 Metres**

1979	Obuzoene Nsenu	NGR	11.53
1982	Alice Adala	KEN	11.6
1984	Doris Wiredu	GHA	11.88
1985	Rufina Uba	NGR	11.61
1988	Mary Onyali	NGR	11.25
1989	Mary Onyali	NGR	11.22
1990	Onyinye Chikezie	NGR	11.56
1992	Elinda Vorster	RSA	11.26
1993	Beatrice Untondu	NGR	11.39
1996	Georgette Nkoma	CMR	11.67
1998	Mary Onyali	NGR	11.05
2000	Myriam Mani	CMR	11.46
2002	Endurance Ojokolo	NGR	11.15w
2004	Endurance Ojokolo	NGR	11.33
2006	Vida Anim	GHA	11.58
2008	Damola Osayomi	NGR	11.22

200 Metres

Helen Afriyie	GHA	23.81
Nzaeli Kyomo	TAN	23.7
Nawal El Moutawakil	MAR	23.93
Rufina Uba	NGR	23.79
Falilat Ogunkoya	NGR	23.33w
Mary Onyali	NGR	23.00
Fatima Yusuf	NGR	23.19
Elinda Vorster	RSA	23.60
Mary Onyali	NGR	22.71
Georgette Nkoma	CMR	23.1
Falilat Ogunkoya	NGR	22.22
Myriam Mani	CMR	22.54
Nadjina Kaltouma	CHA	22.80w
Geraldine Pillay	RSA	23.18
Vida Anim	GHA	22.90
Isabel le Roux	RSA	22.69

400 Metres

Grace Bakari	GHA	53.33
Ruth Atuti	KEN	54.48
Ruth Atuti	KEN	54.05
Kehinde Vaughan	NGR	53.33
Airat Bakare	NGR	52.15
Falilat Ogunkoya	NGR	51.22
Fatima Yusuf	NGR	50.85
Omoyato Akinremi	NGR	52.53
Tina Paulino	MOZ	51.82
Saidat Onanuga	NGR	52.85
Falilat Ogunkoya	NGR	50.07
Claudine Komgang	CMR	51.35
Nadjina Kaltouma	CHA	51.09
Fatou Bintou Fall	SEN	50.62
Amy Mbacké Thiam	SEN	52.22
Amantle Montsho	BOT	49.83

800 Metres				1500 Metres				3000 Metres					
1979	Mary Chemweno	KEN	2:08.4	Sakina Boutamine	ALG	4:23.6	Sakina Boutamine	ALG	9:31.1				
1982	Evelyn Adiru	UGA	2:07.0	Justina Chepchirchir	KEN	4:22.03	Justina Chepchirchir	KEN	9:20.3				
1984	Justina Chepchirchir	KEN	2:04.52	Justina Chepchirchir	KEN	4:18.45	Mary Chepkemboi	KEN	9:19.05				
1985	Selina Chirchir	KEN	2:03.70	Mary Chemweno	KEN	4:17.90	Helen Kimaiyo	KEN	9:18.53				
1988	Hassiba Boulmerka	ALG	2:06.16	Hassiba Boulmerka	ALG	4:12.14	Fatima Aouam	MAR	8:59.19				
1989	Hassiba Boulmerka	ALG	2:06.8	Hassiba Boulmerka	ALG	4:13.85	Helen Kimaiyo	KEN	9:14.97				
1990	Maria Mutola	MOZ	2:13.54	Maria Mutola	MOZ	4:25.27	Derartu Tulu	ETH	9:11.21				
1992	Zewde Hailemariam	ETH	2:06.20	Elana Meyer	RSA	4:18.44	Derartu Tulu	ETH	9:01.12				
1993	Maria Mutola	MOZ	1:56.36	Elana Meyer	RSA	4:12.56	Gwen Griffiths	RSA	9:13.92				
1996	Naomi Mugo	KEN	2:02.8	Naomi Mugo	KEN	4:12.3	-						
1998	Maria Mutola	MOZ	1:57.95	Jackine Maranga	KEN	4:11.75	Zahra Ouaziz	MAR	8:53.75				
2000	Hasna Benhassi	MAR	1:59.01	Nouria Mérah-Benida	ALG	4:16.14	-						
2002	Maria Mutola	MOZ	2:03.11	Jackline Maranga	KEN	4:18.91	-						
2004	Saïda El Mehdi	MAR	2:03.52	Nancy Lagat	KEN	4:24.56	-						
2006	Janeth Jepkosgei	KEN	2:00.64	Nouria Mérah-Benida	ALG	4:23.26	-						
2008	Pamela Jelimo	KEN	1:58.70	Gelete Burka	ETH	4:08.25	-						
5000 Metres				10,000 Metres				3000 Metres Steeplechase					
1985	-			Hassania Darami	MAR	35:09.68	-						
1988	-			Marci. Mukamurenzi	RWA	33:03.98	-						
1989	-			Jane Ngotho	KEN	33:05.60	-						
1990	-			Derartu Tulu	ETH	33:37.82	-						
1992	-			Derartu Tulu	ETH	31:32.25	-						
1993	-			Birhane Adere	ETH	32:48.52	-						
1996	Florence Djéppé	CMR	17:59.32	Cancelled			-						
1998	Berhane Adere	ETH	15:54.31	-			-						
2000	Asmae Laghzaoui	MAR	15:43.46	Souad Aït Salem	ALG	34:02.28	-						
2002	Berhane Adere	ETH	15:51.08	Susan Chepkemei	KEN	31:45.14	-						
2004	Etalemahu Kidane	ETH	16:25.83	Eyerusalem Kuma	ETH	31:56.77	Bouchra Chaabi	MAR	9:53.46				
2006	Meseret Defar	ETH	15:56.00	Edith Masai	KEN	31:27.96	Cheruto Kiptum	KEN	10:00.02				
2008	Meselech Melkamu	ETH	15:49.81	Tirunesh Dibaba	ETH	32:49.08	Zemzem Ahmed	ETH	9:44.58				
100 Metres Hurdles				400 Metres Hurdles				High Jump					
1979	Judy Bell-Gam	NGR	14.13	Fatima El Fakir	MAR	59.73	Kawther Akremi	TUN	1.69				
1982	Nawal El Moutawakel	MAR	13.8	Nawal El Moutawakel	MAR	58.42	Fernande Agnetchoué	GAB	1.67				
1984	Maria Usifo	NGR	13.42	Nawal El Moutawakel	MAR	56.01	Awa Dioum	SEN	1.76				
1985	Maria Usifo	NGR	13.52	Nawal El Moutawakel	MAR	56.00	Awa Dioum	SEN	1.76				
1988	Maria Usifo	NGR	13.71	Maria Usifo	NGR	56.74	Lucienne N'Da	CIV	1.80				
1989	Dinah Yankey	GHA	13.68	Maria Usifo	NGR	55.45	Lucienne N'Da	CIV	1.81				
1990	Dinah Yankey	GHA	13.55	Nezha Bidouane	MAR	57.17	Lucienne N'Da	CIV	1.80				
1992	Ime Akpan	NGR	13.14	Myrtle Bothma	RSA	56.02	Lucienne N'Da	CIV	1.95				
1993	Nicole Ramalalanirina	MAD	13.32	Omotayo Akinremi	NGR	57.59	Charmaine Weavers	RSA	1.90				
1996	Glory Alozie	NGR	13.62	Saidat Onanuga	NGR	56.64	Irène Tiendrébégo	BUR	1.84				
1998	Glory Alozie	NGR	12.77	Nezha Bidouane	MAR	54.24	Hestrie Storbeck	RSA	1.92				
2000	Glory Alozie	NGR	13.09	Tacko Diouf	SEN	57.48	Hind Bounouar	MAR	1.75				
2002	Rosa Rakotozafy	MAD	13.13w	Zahra Lachgar	MAR	57.91	Hestrie Cloete	RSA	1.95				
2004	Rosa Rakotozafy	MAD	13.73	Surita Febbraio	RSA	55.12	Hestrie Cloete	RSA	1.95				
2006	Toyin Augustus	NGR	13.44	Janet Wienand	RSA	56.97	Rene van der Merwe	RSA	1.84				
2008	Fatmata Fofanah	GUI	13.10	Joke Odumosu	NGR	55.92	Anika Smit	RSA	1.88				
Pole Vault				Long Jump				Triple Jump					
1979	-			Bella Bell-Gam	NGR	6.24	-						
1982	-			Jacinte Serete	KEN	5.37	-						
1984	-			Marianne Mendoza	SEN	5.93	-						
1985	-			Marianne Mendoza	SEN	6.15	-						
1988	-			Juliana Yendork	GHA	5.70	-						
1989	-			Chioma Ajunwu	NGR	6.53	-						
1990	-			Chioma Ajunwu	NGR	6.13	-						
1992	-			Karen Botha	RSA	6.78	Awa Dioum	SEN	12.47				
1993	-			Christy Opara-Thompson	NGR	6.57	Petrusa Swart	RSA	12.95w				
1996	-			Grace Umelo	NGR	6.13	Kéné Ndoye	SEN	12.99				
1998	-			Chioma Ajunwa	NGR	6.78	Baya Rahouli	ALG	13.96				
2000	Syrine Balti	TUN	3.85	Kéné Ndoye	SEN	6.39	Baya Rahouli	ALG	14.23				
2002	Syrine Balti	TUN	4.06	Françoise Mbango	CMR	6.68w	Françoise Mbango	CMR	14.95				
2004	Syrine Balti	TUN	4.00	Kéné Ndoye	SEN	6.64	Yamilé Aldama	SUD	14.90				
2006	Sirine Balti	TUN	4.21	Josephine Mbarga	CMR	6.33w	Yamilé Aldama	SUD	14.71w				
2008	Leila Ben-Youssef	TUN	4.00	Janice Josephs	RSA	6.64	Françoise Mbango	CMR	14.76				