

WARNING

Many rides at Dorney Park & Wildwater Kingdom are dynamic and thrilling. There are inherent risks in riding any amusement ride. For your protection, each ride is rated for its special features, such as high speed, steep drops, sharp turns or other dynamic forces. If you choose to ride, you accept all of these risks. Restrictions for guests of extreme size (height or weight) are posted at certain rides. Guests with disabilities should refer to our Ride Admission Policy available at Ride Services. Participate responsibly. You should be in good health to ride safely. You know your physical conditions and limitations, Dorney Park & Wildwater Kingdom does not. If you suspect your health could be at risk for any reason, or you could aggravate a pre-existing condition of any kind, **DO NOT RIDE!**

Guest of EXCEPTIONAL SIZE

All passenger restraint systems, including lap bars, shoulder harnesses and seatbelts must be positioned and fastened properly for all guests to ride. Maximum recommended weight limits are posted at the rides and in the Guest Assistance Guide.

Rider Safety Act

Pennsylvania Act No. 1994-58 requires that riders must obey all warnings and directions regarding rides and must behave in a manner that will not cause or contribute to injury to themselves or others. Failure to comply is cause for dismissal from the Park.



3830 Dorney Park Road • Allentown, PA 18104
(610) 395-3724

*Help keep our Park clean.
 Please place all litter in trash containers.*

Information in this guide is subject to change.

Dorney Park® & Wildwater Kingdom



Welcome to Dorney Park & Wildwater Kingdom!

We want all our guests to have a safe and enjoyable visit. We are continually striving to improve our facilities. If you have a suggestion for an improvement or have questions not answered in this brochure, please stop at Guest Services.

Please Note: The information in this Guest Assistance Guide is subject to change. Please feel free to contact someone from Ride Services regarding accessibility prior to boarding a particular attraction. You may also wish to visit Ride Services for current information on accessibility and services.

Access






Most rides, attractions, and shows are accessible to all of our guests. In some cases, however, guests may need the assistance of a member of their party. Also, at most rides and attractions, guests using wheelchair/ECV (Electric Convenience Vehicles) may need to transfer from their wheelchair/ECV onto a ride system. Park employees are not permitted to physically transfer guests from wheelchairs/ECVs. We therefore recommend that guests plan to visit with someone who can physically assist them, when necessary. Should you find that you need assistance at any point during your visit, please do not hesitate to ask any one of our staff members. They will be happy to assist you in any way needed to make your visit more enjoyable.

Ride Rating System






A Ride Rating Program has been designed which provides a scale for rating the thrill factor of each ride. The intent is to provide a scale to guide Park guests in determining which attractions to ride based on their own experience level, physical condition, and abilities.

Each ride/attraction is placed into one of five categories:

















Dorney Park

CATEGORY	DESCRIPTION
Low Thrill Rides	 Rides that are generally calm and gentle in nature.
Mild Thrill Rides	 Rides that generally have low speeds with gentle motion and braking. Rides have smooth transitions with some changes in elevation and speed.
Moderate Thrill Rides	 Rides that generally have low to medium speeds and/or heights with moderate motion and braking. Riders may encounter unexpected changes in direction and/or speed during portions of the ride.
High Thrill Rides	 Rides that generally have medium to high speeds and/or heights with moderate to rapid braking. Riders may encounter unexpected changes in speed, direction and/or elevation.
Aggressive Thrill Rides	 Rides that generally have one or more of the following: high speeds and/or heights, aggressive and unexpected forces, and rapid directional or elevation change. Riders will encounter many unexpected rapid changes in speed, direction and/or elevation.

Wildwater Kingdom

CATEGORY	DESCRIPTION
Low Thrill Rides	 This is a low speed, and or shallow water attraction.
Mild Thrill Rides	 This is a low to medium speed attraction, and/or water depth to 48 inches. Some rider control, maneuvering and/or swimming skills required.
Moderate Thrill Rides	 This is a medium speed attraction. Height and water depth may vary. Moderate or unexpected forces can be generated during the ride. This attraction may require rider control and/or strong swimming skills. Physical activity may be strenuous.
High Thrill Rides	 This is a fast paced ride experience. Riders will encounter changes in speed, direction, elevation, strong water currents, and/or depth of water, some of which is unexpected. This attraction requires rider body control and strong swimming skills.
Aggressive Thrill Rides	 This is a high speed and/or deep water attraction with turbulent turns, drops and/or strong water currents with changes in speed, direction, elevation and/or deep water, which may be unexpected. This attraction requires rider body control and strong swimming skills.

KeyTo Symbols The following symbols and ride ratings are used to define our rides on the following pages.

 Ambulatory	 Not recommended for guests with neck trouble	 Maximum Speed of Ride	 Must be at least this height to ride.
 Accommodates Wheelchair	 Not recommended for pregnant women	 Must be accompanied by responsible person, of proper height to ride	 Cannot be any taller than this to ride/participate
 Transfer	 Not recommended for guests who have had recent surgery	 Must be accompanied by a child to ride/participate	 Maximum Height of Ride
 Not recommended for guests with back trouble	 Not recommended for guests with heart trouble or high blood pressure	 Lifejacket icon	 Maximum Water Depth

Before You Ride

Dorney Park & Wildwater Kingdom is committed to providing a safe environment for our guests. Ride Safety Guide Signs are located at the entrances of our rides. Please note all rules carefully, and follow the directions given by our Hosts and Hostesses. If in doubt about your ability to safely experience a ride, we urge you to consult with our Operations staff at Ride Services.

Before riding, please note all safety warnings for each ride. In general:

- Remain seated facing forward in an upright position and hold on until the ride comes to a complete stop.
- Keep all parts of your body inside ride unit at all times.
- **ATTENTION RIDERS:** Due to the nature of this ride, backpacks, purses, electronics, stuffed animals and other loose items are not permitted on this ride. Glasses must be secured. Smaller items may be left in a locker or with a non-rider. Dorney Park & Wildwater Kingdom is not responsible for lost (stolen or damaged) items.
- Use of camera phones, video recorders or still photography cameras is prohibited on all rides.
- Shirts & shoes are required on all rides in Dorney Park except White Water Landing and Thunder Canyon. Loose fitting shoes may be removed and left at designated ride areas prior to riding Planet Snoopy–Charlie Brown's Wind Up, Planet Snoopy–Snoopy's Moon Bounce, Dominator, Hydra, Meteor, Possessed, Screamin' Swing (a separate fee to ride is required), Stinger, Talon or Wave Swinger.
- Finish food and drink before boarding.
- Refrain from smoking while in line and while riding. Smoking areas are provided throughout Dorney Park & Wildwater Kingdom.
- Guests of exceptional size may not be safely accommodated on some of our rides. This applies to guests who exceed 6'4" tall or those who exceed 250 pounds or a 46" waistline.
- All passenger restraint systems, including lap bars, shoulder harnesses and seatbelts, must

be positioned and fastened properly to allow guests to ride.

- Our larger guests may have the most difficulty riding on HangTime, Hydra, Meteor, Revolution, Screamin' Swing (a separate fee to ride is required), Steel Force, Talon, Thunder Canyon, Thunderhawk, Wild Mouse, Stinger and Possessed.
- If you are concerned whether or not you can be accommodated safely on a ride, you may enter the ride via the exit for an evaluation to ensure the restraints function properly prior to waiting in line. The rest of your party may wait for you outside the exit. We have test seats at the entrances to Hydra, Meteor, Revolution, Talon and Possessed.
- Hearing devices and other electronic devices may be damaged by water on water rides. Please take necessary precautions to protect hearing devices and eyeglasses on all rides.

Basic Information/Definitions

Responsible Person

Many of our rides have height requirements that allow a guest under that requirement to ride with a responsible person. A responsible person is someone who meets all the requirements to ride the ride themselves, is 16 years of age or older and demonstrates appropriate observed behavior.

Ride Safety and Accessibility

While all amusement attractions have associated risks, certain individuals are at increased risk for injury from these attractions. Please carefully evaluate each attraction to determine if you or members of your party can safely participate.

The safety of guests and employees is our #1 Priority at Dorney Park & Wildwater Kingdom. Safety is a shared partnership between the Park and our guests. Guests are asked to review and carefully consider the ride restrictions using good judgment. However, management reserves the right to make the final decision regarding eligibility of a rider based on a person's size, weight, or other physical or mental limitations, provided the guests has properly disclosed any physical or mental impairments.

Any guest who does not fit properly in the ride restraint will not be permitted to ride.

At Dorney Park & Wildwater Kingdom, safety is the only consideration that takes precedence over fun! Thrill rides, by their very nature, create forces and speeds that may not be acceptable or tolerable to some persons, and may cause injury to some riders with pre-existing conditions, known or unknown.

In general, all riders must be in good health. Guests that have had recent surgery or injury, expectant mothers, those with high blood pressure, heart conditions, neck or back problems and those with any impairment or condition that would prevent normal seating or the use of safety restraints as provided, should not board. All rides and attractions have Ride Safety Guide Signs signs displayed at the entrances for your convenience.

Ability to hold on and brace

Ability to use one's arms to maintain a grasp on an assist bar and support one's body during normal and emergency procedures on a ride and to use one's legs to brace to maintain a seated postural position during the forces of the ride.

Accompanied By

Whenever a guest needs accompaniment, the accompanying person must meet all the ride requirements, as well as assist the guest. This includes helping the guests in the boarding and exiting of the ride, assisting the guest in maintaining postural control while riding, and assisting the guest down stairs, catwalks, or ladders in case of evacuation.

Cast and Braces

Guests with casts or braces will be restricted from riding rides where the cast or brace may present a hazard. Please visit the Ride Services Office for information.



Loose Articles

Most rides cannot accommodate loose articles including cell phones, pagers, hats, cameras, purses, backpacks, basketballs, umbrellas, beverage containers, personal entertainment devices, etc. Items must be safely secured in cargo pockets, a waist pack, in a bin on the ride platform, left in a locker, or with a non-rider. Ride Operators cannot be responsible for these items. For Safety reasons, taking pictures, videotaping, and filming on rides is prohibited.

Large Articles

For safety reasons, glass items, large stuffed animals, strollers and other bulky objects are not permitted past most ride entrances. Please store such items in a locker or your vehicle, or leave them with a non-rider. Such items may also be left in Guest Services located at the main entrance.

Pregnant Women

It is recommended that pregnant women refrain from riding all rides with the exception of the Antique Carrousel, Cedar Creek Cannonball, Chance Carousel, Ferris Wheel, Zephyr, Runaway River, Splash Landing, Wave Pool, Wildwater Cove, and Wildwater River.

Recent Surgery, Heart, Back, Neck Problems, and/or Pregnant



Guests with a history of recent surgery, heart trouble/high blood pressure, neck trouble, back trouble, or any other condition that may be aggravated by riding, or who are pregnant, should carefully heed all warning signs at each ride entrance. If you are in doubt about your ability to safely experience a ride or would like more rider information, please stop by Ride Services.

Prosthetic Devices

Guests with any type of prosthesis should not ride Charlie Brown's Wind Up, Dominator, Hang Time, Hydra, Meteor, Possessed, Revolution, Screamin' Swing, Talon, Stinger, or Wave Swinger unless they can ensure the device is properly secured and will remain in place during the ride. If there is any concern with the prosthesis becoming dislodged during the rides, guests should visit Ride Services for assistance.

The manufacture of the Screamin' Swing prohibits prosthetic devices at or above the knee.

Manufacture of Possessed and Demon Drop require that guests with prosthetic devices must provide documentation from the manufacture of their prosthetic device guaranteeing that the prosthetic device has been designed to remain in place on a high speed roller coaster ride exceeding a maximum of 68 MPH with maximum G forces from -1 to 5 G's with a sufficient safety factor for single point failure items.

Guests with prosthetics which do not have any exposed metal parts are generally allowed on all Wildwater Kingdom attractions. Please consult with a member of management at Ride Services prior to riding to ensure that you have a safe riding experience.



Ride Availability

Rides may be closed due to weather (high winds, rain, or lightning), required maintenance or other causes. We will reopen closed rides as soon as safely possible. Water rides may close when temperature is below 65 degrees F. No rain checks or refunds are available.

Evacuations

Evacuations may be required at any point of the ride due to but not limited to such reasons as mechanical problems, weather conditions, and/or power interruption. If an evacuation is required guests may need to maneuver across catwalks from the highest point of the ride and down steeply inclined walkways and/or steps. Remain seated until given instructions for safe evacuations.

Ride Admission Policy

Our Ride Admission Policy is designed to allow guests to participate in the enjoyment of the Park as much as possible. The Policy was developed by analyzing the abilities required to safely ride each particular ride.

Many amusement park rides incorporate safety systems designed by the manufacturer to ensure the safety of the rider. These safety systems may affect the ability of an individual to safely experience the ride. Certain body types, shapes, and sizes, guests with heart, back or neck trouble, women who are pregnant or guests with casts or braces may not be safely accommodated by some rides. For example, manufacturer's height requirements are based on the size needed for safety restraints to function properly and the level of maturity usually associated with a certain height.

This policy has been developed in consultation with a biodynamics engineer and a rehabilitation specialist, based on the recommendations of the manufacturer, our past experience and our evaluation of each ride in both normal and emergency operating conditions.

Our prime consideration is the ability of each person to endure the dynamics of a ride without risk of injury to that person or other riders.

Our height requirements were developed as part of our ride admission policy. Each ride has been reviewed on an individual basis considering the size needed to safely operate a unit, the size necessary to make safety restraints effective and manufacturers recommendations. As a second criteria, we set minimum heights for unescorted children to ride other rides. For these rides, we have required a child to be minimum heights before they can participate in the ride without being escorted by a responsible person. Dorney Park & Wildwater Kingdom reserves the right to change ride restrictions without notice.

A person who may jeopardize another's safety if he/she were to ride may not be permitted to ride. People who will not obey the rules and regulations of the ride, are behaving in an unruly fashion or are giving the indication of being under the influence of alcohol or chemical intoxicants may not be allowed to ride.

Criteria

The following criteria which may be required to ride a particular ride safely were considered in the evaluation of each ride.

Ability to exhibit independent seated postural control under the dynamic conditions of the ride.

The guest must have the body and spinal control to sit upright without the aid of other people or devices and maintain the proper riding posture. Certain ride units such as carousel horses require the ability to form a saddle posture with the guest's thighs.

Appropriate Center of Gravity

The guest's body must have the appropriate weight distribution for that ride.

Control of upper torso, including neck and head.

The guest must have sufficient muscle control to support his head, neck, and upper torso during the course of the ride.

Ability to hold on with one functioning arm.

A functioning arm is an arm or prosthesis exhibiting good grip control and the ability to brace, and strong enough to allow the guest to maintain the proper riding position throughout the duration of the ride.

Ability to hold on with two functioning arms.

Ability to hold on with two functioning arms as defined above.

Ability to brace self with one functioning leg.

A functioning leg is a leg or prosthesis used to brace the body during the course of the ride.

Ability to brace self with two functioning legs.

Guests must have two functioning legs as defined above to brace the body during the course of the ride, and maintain balance when entering and exiting a ride unit.

Minimum of two functioning extremities.

Guests must have a minimum of two functioning extremities (two legs, two arms, or one arm and one leg) to brace themselves during the ride, and assist in entering and exiting the ride unit.

Minimum of three functioning extremities.

Guests must have a minimum of three functioning extremities (two legs and an arm or two arms and a leg) to brace themselves during the ride and assist in entering and exiting the ride unit.

Ability to enter/exit ride within specified parameters without endangering self or others.

Guests must be able to enter and exit the ride safely and to assist with their own evacuation if necessary. This may include special arrangements such as entering through the exit or having someone aid them in boarding.

Appropriate Observable Behavior

Guest demonstrates appropriate observed behavior indicating a willingness and ability to participate and/or follow rider requirements. Appropriate observed behavior may include, but not be limited to maintaining proper riding position, attention and compliance to safety instructions, proper use of all ride safety equipment and willingness to participate.

In addition to the basic requirements defined above, each ride was evaluated relative to specific conditions which may prevent a guest from safely riding a particular ride. Specific conditions evaluated were:

- Cervical collar or neck brace
- Broken collar bone
- Full arm cast
- Braced arm cast
- Full leg cast

The suitability of safely carrying hand-held infants on each ride was also evaluated. The definition of a hand-held infant relative to each ride is defined in the ride descriptions within this pamphlet.

Special Services for Guests with Disabilities

We are making Dorney Park & Wildwater Kingdom as enjoyable and barrier-free as practical. Listed below are some of the services we offer. Please feel free to suggest areas in which we might improve in the future.

Guests with visual disabilities

For our guests with visual impairments, a Braille Fun Guide and park map are available in our Ride Services office.

Guests with hearing disabilities

For our guests with hearing disabilities, copies of our ride speeches are available in our Ride Services office. Copies are also available for review at each ride with a speech.



Assisted listening systems utilize a lightweight wireless device that receives a signal from transmitters at certain locations in order to amplify sound. These are recommended for guests with mild to moderate hearing loss.

To use the system, obtain a receiver at Ride Services. A \$20.00 refundable deposit is required. (Refundable only when the receiver is returned to Ride Services on the same day.)

The system can be used at all Live Show venues.



American Sign Language Interpreting

If requested at least one week in advance, Dorney Park will provide American Sign Language Interpretation at live show venues.

To arrange for sign language interpreting services, please call 610-395-3724 or email info@dorneypark.com.



Telephones

Telephones, within easy reach of guests using wheelchairs, can be found throughout the Park. For guests with hearing impairments, a Telecommunication Device for the Deaf (TDD) is available at Guest Services.



Service Animals

Service Animals (limited to Guide Dogs and Miniature Horses) are welcome at Dorney Park. Service animals must be physically controlled on a leash or harness at all times. Due to the nature of most rides, service animals must remain with a non-riding member of the guest's party. Dorney Park hosts are not permitted to take control of service animals. Guests whose service animals demonstrate aggressive actions toward our guests will be directed to remove the animal from the park. Limit one service animal per guest.

Service animals and their owners can be safely accommodated on the following rides/attractions:

- Antique Carousel
- Planet Snoopy™ Showplace
- Cedar Creek Cannonball
- Center Stage
- Chance Carousel
- Good Time Theatre
- Zephyr

We apologize, but we cannot safely accommodate guide dogs and service animals on rides/ attractions not listed above.

Alternate Access Entrances

Special accommodations are available for some rides. At Dorney Park & Wildwater Kingdom we strive to ensure that all of our guests have an enjoyable stay with us. In effort to be fair to all of our guests, guests with restricted mobility and one riding companion may enter via our Alternate Access entrance after their party waits in line. Guests may rest in a comfortable spot until their boarding time expires and then they may enter the ride via the Alternate Access Entrance.

The following guidelines will be of assistance when using the Alternate Access Entrances.



1. Only one riding companion may enter through the Alternate Access Entrance with you. Other members of your party are asked to enter the ride in the standard manner through the line. Alternate Access Entrances are intended to accommodate wheelchairs and those guests with mobility restrictions and not to bypass others waiting in line.
2. Until your party reaches the boarding area, you may rest in a comfortable location or enjoy other attractions in the area.
3. Dorney Park & Wildwater Kingdom personnel are not trained nor permitted to transfer guests from a wheelchair to a ride unit. You should plan to ride with someone who can physically help you when necessary.
4. Check the individual ride listing for the location of a specific Alternate Access Entrance.
5. The guest with the disability must ride in order for his/her party to use the Alternate Access Entrance. If the guest with the disability chooses not to ride, his/her party must wait in line.

NOTE: Guests may not accumulate more than one boarding time at a time.

If a ride has a Alternate Access Entrance, it is marked with one of the illustrated signs below.



1. Rides using this symbol can accommodate guests who are able to transfer from their wheelchair to the ride unit by themselves or assisted by a member of their party.

2.  This symbol is used to identify rides where guests may remain in their wheelchair.
3.  This symbol is used to identify rides where guests must be able to walk independently or be assisted by a member of their party.

Before entering a ride via a Alternate Access Entrance

Please review our Guest Assistance Guide or see the posted Guest Assistance Guide Sign located at the entrance and Alternate Access Entrance to our rides.

Guests using wheelchairs

A limited supply of wheelchairs and Electric Convenience Vehicles is available for rental behind the Good Time Gifts shop on a first-come, first-served basis. However, wheelchairs/ECVs cannot be reserved in advance and we urge guests to bring their own wheelchair/ECV.

Wheelchairs/ECVs cannot be accommodated on most rides and attractions. Please refer to the individual ride and attraction descriptions in this Guest Assistance Guide for more specific information.

If evacuation is required:

If evacuation from a ride/attraction is required, for safety reasons, we may evacuate ambulatory guests prior to evacuating those guests using wheelchairs. If so, you assume any risk due to delayed evacuation or if we need to physically lift or lower you. If your wheelchair can be safely accommodated on a ride, you are responsible for it being able to withstand the movement of that ride.

Guests with Medication

Our two First Aid stations are staffed by EMT's during Park hours. Refrigeration for medication is available at First Aid, with the exception of bee sting anaphylaxis kits. One First Aid Station is located next to the Good Time Gifts near the Main Entrance. The second is located in Wildwater Kingdom next to the Speed Slides.

Private Restrooms

Private restroom facilities for guests needing the assistance of another guest are available at Dorney Park First Aid and Wildwater Kingdom First Aid. Family restrooms are located at the Family Care Center in Planet Snoopy™ and across from the Good Time Theatre on the corner of the Good Time Gifts building.

DORNEY PARK

The following descriptions are designed to give you information on the type of actions caused by various rides and the abilities needed to ride them safely.

Antique Carrousel 1



A 1921 Dentzel carrousel featuring a 66 piece menagerie and two chariots. Side saddle, double riding or backward riding is not permitted. See operator for Alternate Access.

Small children seated on animals and held by their parent/guardians may not ride on the innermost row of animals. Parents or guardians are to stand next to the animal the child is riding but not at the outermost edge of the ride.

Apollo



A circular ride that rotates while alternately lifting and then dropping the cars relative to the center of the ride. The bar is designed to hold guests in the ride by securing above their thighs. For Alternate Access wait for the operator at the exit to the ride (Opposite the entrance).

Cedar Creek Cannonball 1



An antique train ride that offers a round trip. Offers bench seating as well as a special wheelchair accessible car. The Alternate Access Entrance is located at the exit to the left of the station entrance.

Chance Carousel 1



*The maximum weight per animal is 170 pounds.
The maximum weight per chariot is 680 pounds.*

A Chance carousel which has chariot seating. Side saddle, double riding or backward riding is not permitted. See operator for Special Access.

Small children seated on animals and held by their parents/guardians are to stand next to the animal the child is riding but not at the outermost edge of the ride.

Demon Drop



Demon Drop is a 130 foot tall tower from which the car is dropped 98 feet in a free-fall before stopping in run-out brakes. The shoulder harness must be fastened and tightened securely across the chest at all times. Alternate Access Entrance is via the left of the entrance.

Note: Manufacture of Demon Drop requires that guests with prosthetic devices must provide documentation from the manufacture of their prosthetic device guaranteeing that the prosthetic device has been designed to remain in place on a high speed roller coaster ride exceeding a maximum of 68 MPH with a maximum G forces from -1 to 5 G's with a sufficient safety factor for single point failure items.

Dominator 5



Maximum weight of 2,400 pounds per ride.

A ride consisting of two 200 foot towers. The rider sits on a chair lift-type seat. The Red Tower propels the riders straight up, reaching speeds of 45 mph. The Green Tower slowly takes the riders to the top, then thrusts the riders down at speeds reaching 45 mph. The shoulder harness is designed to secure across the chest. Alternate Access is at the exit.

Note: Guests with any type of prosthesis should not ride unless they can ensure the device is properly secured and will remain in place during the ride. If there is any concern of the prosthesis becoming dislodged during the ride, guests should ask ride personnel for assistance.

Enterprise 4



Ride begins in a horizontal position and spins with increasing speed. As the speed increases, gondolas approach the horizontal position, then the ride rises to a vertical position, turning riders upside down. To board, guests must maneuver into a free swinging car suspended approximately 2 feet above the ride deck. Alternate Access is at exit. See operator for directions.

Ferris Wheel 2



The maximum weight per gondola is 1,020 pounds.

A 90-foot-tall Ferris wheel. Guests ride in one of 20 gondolas suspended from the outer rim of the wheel. Wheelchairs can not be accommodated in the gondolas. Alternate Access is via the exit ramp.

Hang Time 5



Guests under 10 years of age should not ride.

Guests sit in a 40-passenger 'boat'. The ride then moves forward and backward in a circular motion while the boat swings, barrel rolls and hangs passengers upside down. The lap bar and shoulder harness are designed to hold guests in the ride by securing above their thighs and over the heads of riders.

Hydra 5



Warning: *This ride uses strobe lighting.*

This is a floorless coaster that turns riders upside down a total of seven times. The ride has a jojo roll (the first ever pre-lift inversion); an incline dive loop, a zero-gravity roll, two flat-spin inversions, and a cobra roll (two inversions). The lift hill is 95 feet high and has a drop of 105 feet.

The shoulder harness is designed to secure riders over their heads, across the chest and above the thighs. Larger guests should try out the test seat at the entrance to ensure that all restraints fasten before waiting in line.

While rare, evacuations may be required due to such causes as a mechanical problem, weather conditions or power interruption. If an evacuation is required, guests will need to maneuver across catwalks and or metal steps up to 95 feet in height.

Note: Guests with any type of prosthesis should not ride unless they can ensure the device is properly secured and will remain in place during the ride. If there is any concern of the prosthesis becoming dislodged during the ride, guests should ask ride personnel for assistance.

Meteor 5



A ride with two arms that have 24-individual seats each. Seats are divided into four sections where six guests sit back-to-back on each arm. The arms rotate and guest are turned upside-down.

The shoulder harness is designed to hold guests in the ride by securing above their thighs and over the heads of rider. Larger guests should try the test seat at the entrance to ensure that all restraints fasten before waiting in line.

The Alternate Access Entrance is located via the exit.

Note: Guests with any type of prosthesis should not ride unless they can ensure the device is properly secured and will remain in place during the ride. If there is any concern of the prosthesis becoming dislodged during the ride, guests should ask ride personnel for assistance.

Monster 3



Maximum weight per car is 400 pounds.

Circular ride with the sweeps moving clockwise versus the up and down counter-clockwise movement of the arms. For Alternate Access wait for Operator at the exit.

Musik Express 3



The maximum weight per car is 525 pounds.

Guests under 8 years old should be accompanied by a responsible person.

High-speed circular ride which follows a steeply rolling up and down table. The lap bar is designed to hold guests in the ride by securing above their thighs. For Alternate Access wait for the Operator at the exit.

Planet Snoopy–Camp Bus 3



There is a maximum of 440 lbs. per row.

PEANUTS™ themed bus with six rows that seats four guests per row. The bus rotates both in a clockwise and counter-clockwise direction reaching a height over 20 feet. (The bar is designed to hold guests in the ride by securing above their thighs.) Alternate Access via the exit of the ride.

Planet Snoopy–Charlie Brown's Wind Up 2



There is a maximum of 275 lbs. per swing.

Swing ride designed for children with 16 swings that can accommodate a maximum of two guests per swing. The swings are free hanging and suspended from an elevated, turning, and slanted pylon. Alternate Access via the exit of the ride.

Planet Snoopy–Flying Ace 2



There is a maximum of 660 lbs. per row.

Swinging boat ride designed for children. Guests sit in four bench style seats. The lap bar is designed to hold guests in the ride securing above their thighs. Alternate Access via the exit of the ride.

Planet Snoopy–Flying Ace Balloon Race 2



Maximum weight of 550 pounds per balloon.

Colorful hot air balloon ride. Guests ride in one of eight balloons that lift and rotate in the air. Guests control the spin of the balloons. Maximum of four guests per balloon. Limit two adults per balloon. No hand-held infants. Seatbelt must be fastened and tightened securely at all times. Alternate Access via the exit of the ride.

Planet Snoopy– Kite Eating Tree 2



The maximum weight per ride is 700 pounds.

This is a twenty-foot miniature version of our Dominator. Guests are seated side by side in individual seats and then pulled to the top of the tower, then bounce gently down to a stop. The bar is designed to hold guests in the ride by securing above their thighs. Alternate Access via the exit of the ride.

Planet Snoopy–Linus Launcher 3



The maximum weight per vehicle is 275 pounds.

Circular ride where the riders are elevated, turned and slanted while in the prone position. Maximum of two guests per vehicle. Limit one adult per vehicle. Alternate Access via the exit of the ride.

Planet Snoopy–PEANUTS 500 2



The maximum weight per car is 275 pounds.

Guests ride their own NASCAR style car that whips around an oblong track. Maximum of two guests per car. Limit one adult per car. No hand-held infants. Seatbelt must be fastened and tightened securely at all times. Alternate Access via the exit of the ride.

Planet Snoopy– PEANUTS Road Rally 2



Maximum weight per truck is 500 pounds.

Guests under 3 years old should be accompanied by a responsible person.

Miniature truck ride that runs on a hot track. Trucks traverse the track together in a “train-like” fashion. The seat belt is designed to hold guests in the ride by securing across their chest. There is a maximum of four guests including a maximum of one adult per truck. The adult must sit in the back seat. Alternate Access via the exit of the ride.

Planet Snoopy–Sally’s Swingset 2



The maximum weight per ride is 1540 pounds.

Guests ride a large swing ride, that take riders back and forth with a basic swing action while accelerating. The bar is designed to hold guests in the ride by securing above their thighs. Maximum six riders per row. Limit two adults per row. Alternate Access via the exit of the ride.

Planet Snoopy– Snoopy’s Cloud Climbers 2



Helicopter circular ride in which the elevation of each helicopter is controlled by the rider. Alternate Access via the exit of the ride.

Planet Snoopy–Snoopy’s Junction 1



The Maximum weight for the locomotive is 440 pounds. The maximum weight per vehicle is 825 pounds.

Miniature railroad. Maximum four riders in locomotive, limit two adults. Maximum six riders per vehicle, limit three adults. Seatbelts must be fastened and tightened securely at all times. Alternate Access via the exit of the ride.

Planet Snoopy– Snoopy’s Moon Bounce 2



1,000 pounds maximum per cycle.

Guests under 3 years old should not participate.

Snoopy themed air bounce attraction. Maximum of eight guests in the bounce. This is a participatory attraction. Alternate Access via the exit of the ride.

	Seated Postural Control	Appropriate Center Gravity	One Functioning Arm	Two Functioning Arms	One Functioning Leg	Two Functioning Legs	Three Functioning Extremities	Ability To Enter/Exit Ride Safely	Appropriate Observed Behavior	Cervical Collar or Neck Brace	Broken Collar Bone	Full Arm Cast	Braced Arm Cast	Full Leg Cast	Brace Between Legs	Hand-held Infants	Height Requirement	Less than 54"	or accompanied by responsible person	Maximum Height to Ride
	*C	*C	*C	*C	h			*	*C					f	c	c			46"	
Antique Carousel	*	Y	Y	Y	gl	Y	I	Y		N		N		f	f	N		46"		
Apollo	Y	Y	Y	Y	gl	Y		Y		N				f	f	N		42"		
Camp Bus	Y	Y	Y	Y	g	Y		Y		N				f	f	N		42"		
Charlie Brown's Wind Up	Y	Y	Y	Y	g	Y		Y		N				f	f	N		42"		
Flying Ace	Y	Y	Y	Y	g	Y	Y	Y		N				f		N		42"		
Flying Ace Balloon Race	Y	Y	Y	Y		Y		Y		N				f		N		42"		
Kite Eating Tree	Y	Y	Y	Y	g		Y	Y		N				N	f	N	36"			
Linus Launcher	Y	Y	Y	Y	Y	e		Y		N				N	N	42"				
PEANUTS 500	Y	Y	Y	Y		Y		Y		N				f	f	N		42"		
PEANUTS Road Rally	Y	Y	Y	Y	g	Y		Y		N				f		N		42"		
Sally's Swingset	Y	Y	Y	Y	Y	Y		Y		N				N	f	N	36"			73"
Snoopy's Cloud Climbers	Y	Y	Y	Y	Y	Y		Y						f		N	X			
Snoopy's Junction	*							*						f	*	*	36"			
Snoopy's Moon Bounce		Y						Y		N				N	N	36"	X			
Snoopy's Rocket Express	Y	Y	Y	Y	Y	Y	Y	Y		N				f	f	N	42"			
Woodstock Express	Y	Y	Y	Y	g	Y		Y		N				f	f	N	42"			
Woodstock's Wagon Wheel	*							Y						N	*	*	42"			
Woodstock's Whirlybirds	Y	Y	Y	Y	Y	Y		Y		N				f	f	N	42"			
Cedar Creek Cannonball	b							Y								b	46"			
Chance Carousel	*C	*C	*C		h			*						c	c	*c	46"			
Demon Drop	Y	Y	Y	Y	Y	Y	Y	Y		N				f	N	N	48"			
Dominator	Y	e	Y	Y	e			Y		N				f	N	N	48"			
Enterprise	Y	Y	Y	Y	Y			Y		N				N	f	N	54"			
Ferris Wheel	*							Y						f	f	*		48"		
Hang Time	Y	e	Y	Y	gl	Y	Y	Y		N				N	N	N	55"			77"

Hydra	Y	e	Y	Y	g	e		Y	Y	Y	Y	N	N	N	f	N	54"			
Meteor	Y	Y	Y	Y	gl	Y		Y		Y	Y	N	N	N	N	N	48"			
Monster	Y	Y	Y	Y	gl	Y		Y		Y	*	N	N	N	f	N	46"			
Musik Express	Y	Y	Y	Y	gl	Y	I	Y		Y	*	N	N	N	f	N	52"			78"
Possessed	Y	e	Y	Y	g	e			Y	Y	Y	N	N	N	N	f	N	52"		78"
Revolution	Y	Y	Y	Y	g	Y			Y	Y	Y	N	N	N	N	N	48"			
Road Rally	*		Y	*		*			Y	Y	*	N	N	N	f	N	48"			
Scrambler	Y	Y	Y	Y	gl	Y	I	Y		Y	Y	N	N	N	f	N	36"			
Sea Dragon	Y	Y	Y	Y	g	Y			Y	Y	Y	N	N	N	f	N	48"			
Steel Force	Y	Y	Y	Y	g	Y			Y	Y	Y	N	N	N	f	N	48"			
Stinger	Y	e	Y	Y	g	e		Y		Y	Y	N	N	N	N	f	N	54"		78"
Talon	Y	e	Y	Y	g	e			Y	Y	Y	N	N	N	N	f	N	54"		
Thunder Canyon	Y	Y	Y	Y	g	Y			Y	Y	Y	N	N	N	N	N	46"			
Thunder Creek Mountain	Y	Y	Y	Y	s3	Y	I	Y		Y	Y	N	N	N	f	N	36"			
Thunderhawk	Y	Y	Y	Y	g	Y			Y	Y	Y	N	N	N	N	f	48"			
Tilt-A-Whirl	Y	Y	Y	Y	g	Y		Y		Y	*	N	N	N	N	N	46"			
Wave Swinger	Y	Y	Y	Y	g	Y			Y	Y	Y	N	N	N	N	f	48"			
Whip	Y	Y	Y	Y	e	Y			Y	Y	*	N	N	N	N	N	46"			
White Water Landing	Y	Y	Y	Y		Y			Y	Y	Y	N	N	N	f	N	48"			
Wild Mouse	Y	Y	Y	Y	g	Y			Y	Y	Y	N	N	N	N	f	44"			75"
Zephyr	b									Y	b						b			46"

SEPARATE ADMISSION ATTRACTIONS

Scream'n' Swing	Y	Y	Y	Y	g	Y			Y	Y	Y	N	N	N	N	N	48"			
Thunder Creek Speedway	Y		Y	Y			Y			Y	Y	N	N	N	N	N	58"			

Y Must have this criteria in order to ride.

N May not ride if has one of these conditions.

X Must meet this requirement.

***** Accompanied by a responsible person.

c Must ride in the chariot on a carousel.

I Guest may have two functioning legs instead of two functioning arms.

f Cast must fit comfortably inside ride unit.

p

Cast must be padded

b

Must be seated with a responsible person in the center of the bench.

g

Two functioning arms are sufficient instead of three functioning extremities if the guest has a normal center of gravity and the lower extremities are sufficiently strong to maintain proper riding posture under the dynamic conditions of the ride. Amputation must be at knee or below.

h1

May not ride units requiring straddle position

gl

Two functioning arms are sufficient instead of one functioning arm and one functioning leg if the guest has a normal center of gravity and lower extremities are sufficiently strong to maintain proper riding posture under the dynamic conditions of the ride. Amputation must be at knee or below.

s3

Two functioning arms are sufficient instead of one function arm and one functioning leg if the guest is able to form a saddle posture with leg remnants sufficient to brace self upright in the seat.

sl

Two functioning arms are sufficient instead of one functioning arm and one functioning leg if the guest is able to form a saddle posture with leg remnants sufficient to brace self upright in the seat against the shoulder harness.

h

Must have ability to straddle the ride unit.

e

The guest must have sufficient lower extremities to ensure the ride restraint system adequately restrains him.

	Seated Postural Control	Appropriate Center Gravity	Upper Torso Control	Two Functioning Arm	One Functioning Arm	Two Functioning Arms	Two Functioning Leg	Two Functioning Legs	Three Functioning Extremities	Ability To Enter/Exit Ride Safely	Appropriate Observed Behavior	Cervical Collar or Neck Brace	Broken Collar or Neck Brace	Full Arm Cast	Braced Arm Cast	Full Leg Cast	Brace Between Legs	Hand-held Infants	Height Requirement	Less than 54"	or accompanied by responsible person	Less than 54" or accompanied by child
Aquablast	Y	Y	Y	Y	Y	Y	Y	Y	Y	N	N	N	N	N	N	N	N	46"				
Aqua Racer	Y	Y	Y	Y	Y	Y	Y	Y	Y	N	N	N	N	N	N	N	N	42"				
Cascade	Y	Y	Y	Y	Y	Y	Y	Y	Y	N	N	N	N	N	N	N	48"					
Island Water Works		*							Y	O	N	N	N	N	N	N	O	46"				
Jumpin' Jack Splash	Y	Y	Y	Y	Y	Y	Y	Y	Y	N	N	N	N	N	N	N	N	46"				
Kids Cove	Y	Y	Y	Y	Y	Y	Y	Y	*	N	N	N	N	N	N	N	V				X	
Lightning Falls	Y	Y	Y	Y	Y	Y	Y	Y	Y	N	N	N	N	N	N	N	N	48"				
Lily Pads		Y	Y	Y	Y	Y	Y	Y	Y	N	N	N	N	N	N	N	N	48"				
Lollipop Lagoon	Y	Y	Y	Y	Y	Y	Y	Y	*	N	N	N	N	N	N	N	V				X	
Patriot's Plunge	Y	Y	Y	Y	Y	Y	Y	Y	Y	N	N	N	N	N	N	N	N	48"				
Riptide Run	Y	Y	Y	Y	Y	Y	Y	Y	*	N	N	N	N	N	N	N	N					
Runaway River	*	*	*				*	*	Y	N	N	N	N	N	N	N	*				42"	
Speed Slides	Y	Y	Y	Y	Y	Y	Y	Y	Y	N	N	N	N	N	N	N	N	48"				
Splash Landing								*	*								*				X	
Wave Pool	*	*	*				*	*	Y	z	z	N	N	z	z	z	z	z		42"		
Wildwater Cove	*	*	*				*	*	Y	z	z	N	N	z	z	z	z			42"		
Wildwater Rapids	Y	Y	Y	Y	Y	Y	Y	Y	Y	N	N	N	N	N	N	N	N	46"				
Wildwater River	*	*	*				*	*	Y	N	N	N	N	N	N	N	*				42"	

WILDWATER KINGDOM

Y	Must have this criteria in order to ride.	X	Must meet this requirement.	z	Must stay in 2 feet of water or less.	u	May not use slides.
N	May not ride if has one of these conditions.	*	Accompanied by a responsible person.	O	Not permitted to participate in heightened activity area.	V	Seated with a responsible person in the pools but not allowed on attraction.

Planet Snoopy– Snoopy's Rocket Express 2



Maximum weight per vehicle is 780 pounds.

Themed rockets that look out over Planet Snoopy. Maximum two guests per vehicle. Limit two adults per vehicle. Seatbelts must be fastened and tightened securely at all times. Alternate Access via the exit of the ride.

While rare, evacuations may be required due to such causes as mechanical problems, weather conditions or power interruption. If evacuation is required, guests will need to maneuver down ladders up to 25 feet in height.

Planet Snoopy– Woodstock Express 3



Warning: This ride uses strobe lighting.

A roller coaster designed for children with a lift height of 15 feet. Maximum of two guests per seat. The bar is designed to hold guests in the ride by securing across their thighs. Alternate Access via the exit of the ride.

While rare, evacuations may be required due to such causes as a mechanical problem, weather conditions or power interruption. If an evacuation is required, guests will need to maneuver across catwalks up to 15 feet in height and down steeply inclined catwalks.

Planet Snoopy– Woodstock's Wagon Wheel 2



There is a maximum of 440 lbs per gondola

Miniature ferris wheel ride consisting of eight gondolas. There is a maximum of four guests (including one adult maximum) per gondola. Alternate Access via the exit of the ride.

Planet Snoopy– Woodstock's Whirlybirds 2



Maximum weight per vehicle is 550 pounds.

Junior tea cup spinning ride. Maximum four riders per vehicle. Limit two adults per vehicle. Seatbelt must be fastened and tightened securely at all times. No hand held infants. Alternate Access via the exit of the ride.

Possessed 5



Maximum weight of 900 pounds per coach.

A suspended impulse coaster using linear induction motors to launch riders both in a forward and backward motion up 184-foot towers.

The shoulder harness is designed to secure riders over their heads, across the chest and above the thighs. Larger guest should try out the test seat at the entrance to ensure that all restraints fasten before waiting in line.

While rare, evacuations may be required due to such causes as mechanical problems, weather conditions, or power interruptions. If an evacuation is required, guests may need to maneuver across platforms up to 25 feet in height.

Note: Manufacture of Possessed requires that guests with prosthetic devices must provide documentation from the manufacture of their prosthetic device guaranteeing that the prosthetic device has been designed to remain in place on a high speed roller coaster ride exceeding a maximum of 68 MPH with a maximum G forces from -1 to 5 G's with a sufficient safety factor for single point failure items.

Revolution 5



Maximum weight per gondola is 680 pounds.
Three adults per gondola.

Eight arms seat four guests. Each arm is attached to a central point. While revolving in a circular motion, the ride swings back and forth up to 65 feet high.

Note: Guests with any type of prosthesis should not ride unless they can ensure the device is properly secured and will remain in place during the ride. If there is any concern of the prosthesis becoming dislodged during the ride, guests should ask ride personnel for assistance.

Road Rally 3



Miniature two-seated guest-operated sports cars. If a guest cannot steer and depress gas pedal while properly seated, another individual must accompany the guest to drive. For Alternate Access wait for the Operator at the exit.

Please remember that inattentive drivers may bump you from behind. To avoid injury, please use caution while riding and while entering and exiting the ride.

To ride independently, guests must exhibit sufficient visual acuity to operate the car safely with the ride requirements.

Scrambler 3



Maximum 510 pounds per seat.

Rotating cars are mounted on counter-rotating arms which produce strong acceleration, changing force and direction rapidly. See Operator for Alternate Access.

Sea Dragon 3



Maximum 680 pounds per row.

A swinging boat ride which produces a feeling of weightlessness. The lap bar is designed to hold guests in the ride securing above their thighs. For Alternate Access wait for the Operator at the exit (Opposite the entrance).

Stinger 5



Maximum 660 pounds per coach.

Riders are suspended as the train gets pulled and dropped 138 feet high at 55 miles per hour while completing three unique inversions. Riders experience the ride once forward and then backwards.

While rare, evacuations may be required due to such causes as mechanical problems, weather conditions, or power interruption. If an evacuation is required, guests will need to be harnessed and maneuver to a man reach up to 138 feet in height to be brought to the ground.

The Alternate Access Entrance is located to the left of entrance.

Steel Force 5



Warning: This ride uses strobe lighting.

A 200 feet high coaster featuring steep drops, dips and turns and speeds up to 75 miles per hour. The lap bar is designed to hold guests in the ride by securing across their thighs.

While rare, evacuations may be required due to such causes as a mechanical problem, weather conditions, or power interruption. If an evacuation is required, guests will need to maneuver across catwalks, up to 200 feet in height and down metal steps.

The Alternate Access Entrance is located to the left of the exit next to the Steel Force photo booth. The elevator can accommodate the guest requiring the use of Alternate Access plus one other person.

Talon 5



Warning: This ride uses strobe lighting.

This inverted roller coaster turns riders upside down a total of four times. Elements of Talon include A 98-foot tall vertical loop, a zero-gravity roll, an immelmann (a simultaneous loop and roll), an inclined spiral, an S-curve, a corkscrew spin, and a spiral. The Talon uses chair lift-like vehicles suspended below an inverted track that sends passengers looping upside down on the outside of the structure.

The shoulder harness is designed to secure riders over their heads and across the chest. Larger guests should try out the test seat at the entrance to ensure that all restraints fasten before waiting in line. The Alternate Access Entrance is located to the left of the entrance.

While rare, evacuations may be required due to such causes as a mechanical problem, weather conditions, or power interruption. If an evacuation is required, guests will need to maneuver across catwalks and/or metal steps up to 135 feet in height.

Note: Guests with any type of prosthesis should not ride unless they can ensure the device is properly secured and will remain in place during the ride. If there is any concern of the prosthesis becoming dislodged during the ride, guests should ask ride personnel for assistance.

Thunder Canyon 5



Maximum 1,200 pounds per boat.

A 8-person-raft, river rapids ride. You will get soaked! Rafts float and bounce down high-speed rapids, often rotating rapidly after impacting with the side of the ride. Evacuation due to a ride shutdown may be difficult due to the wet and slippery flume. The Alternate Access Entrance is the ramp to the left of the entrance.

Please use caution when entering and exiting the boats. Boats may bump into the side of the channel and other boats.

Thunder Creek Mountain 4



Water flume ride. Evacuation due to ride shutdown may be difficult due to the wet and slippery flume. Alternate Access Entrance is at exit, to the right of entrance.

Please remain seated in an upright position with your feet in the foot holds and holding onto the side rails. Boats may bump into the side of the channel and other boats. Please use caution when entering and exiting the boats. Guests need to transfer in and out of boats.

While rare, evacuations may be required due to such causes as mechanical problems, weather conditions, or power interruption. If an evacuation is required, guests may need to maneuver across metal catwalks and down steeply inclined catwalks.

Thunderhawk 4



The Thunderhawk is a high-speed wooden roller coaster. The lap bar is designed to hold guests in the ride by securing above their thighs.

While rare, evacuations may be required due to such causes as mechanical problems, weather conditions, or power interruption. If an evacuation is required, guests may need to maneuver across wooden catwalks, 65 feet in height, and down steeply inclined wooden catwalks. Alternate Access Entrance is located to the right of the entrance.

Tilt-A-Whirl 3



Maximum weight per car is 800 pounds.

Guests under 6 years old should be accompanied by a responsible person.

Independent spinning cars are mounted on an uneven table that moves in a counter-clockwise direction. For Alternate Access wait for the Operator at the exit to the ride (Opposite the entrance).

Wave Swinger 3



The Wave Swinger is not recommended for guests over 230 lbs.

Chair swing ride with free hanging swings suspended from elevated, turning, slanted pylon. For Alternate Access wait for Operator at the exit of the ride.

Note: Guests with any type of prosthesis should not ride unless they can ensure the device is properly secured and will remain in place during the ride. If there is any concern of the prosthesis becoming dislodged during the ride, guests should ask ride personnel for assistance.

Whip 2



Cars are coupled to a chain and traverse an oval track. Cars are “whipped” through the turns. For Alternate Access wait for the Operator at the exit.

White Water Landing 5



An 80-foot high splash-down type water ride with 20 passenger boats.

While rare, evacuations may be required due to such causes as a mechanical problem, weather conditions or power interruption. If an evacuation is required, guests need to maneuver across catwalks, up to 80 feet in height and down expanded metal steps. Alternate Access Entrance is located next to the entrance.

Wild Mouse 4



Maximum weight per car is 680 pounds.

This is a 65-foot high steel coaster with four-seated individual cars. The lap bar is designed to hold guests in the ride by securing across their thighs.

While rare, evacuations may be required due to such causes as a mechanical problem, weather conditions, or power interruption. If evacuation is required, guests will need to maneuver along and down catwalks and/or spiral staircases up to 50 feet in height. Alternate Access is via the exit ramp.

Zephyr 1



This miniature train takes riders on a scenic trip that ends where it begins. It is a one-of-a-kind train designed after the Burlington Zephyr – the first Streamline train. See operator for boarding instructions.

SEPARATE ADMISSION ATTRACTIONS

Screamin' Swing 5



The maximum weight per carrier is 800 pounds.

Two arms with four individual seats each swing riders 60 feet into the air.

Guests with casts that are not restricted must be able to fit in the seat appropriately inside the unit. Permitted casts should be at least two weeks old.

Guest with stitches must be able to sit in the seat appropriately and stitches cannot be on the hands or face. Stitches should be at least six days old.

Prosthetic devices are not permitted on the ride.

Thunder Creek Speedway 4



This ride offers drive yourself go carts. To ride, guests need to be able to steer the car and operate the brake and gas pedals, which requires using both feet due to the car design. A separate fee is required.

Please remember that inattentive drivers may bump you from behind. To avoid injury, please use caution while riding and while entering and exiting the ride.

To ride independently, guests must exhibit sufficient visual acuity to operate the car safely with the ride requirements.

WILDWATER KINGDOM

Appropriate swimwear is required to participate in Wildwater Kingdom. Full or Capri-length pants and undergarments are not considered appropriate swimwear. Transparent clothing of any type is not permitted. Girls of all ages must wear a top. All children in diapers must wear waterproof diaper covers. Diapers, including swim diapers, must be covered by shorts or other swimwear. To prevent injury or equipment damage, the following items are prohibited in Wildwater Kingdom: cut-off shorts, swimsuits with exposed rear or side zippers or metal rivets and glass items. Waterpark hours vary from Dorney Park hours and may close during inclement weather.

In an ongoing effort to provide a safe and enjoyable Waterpark experience for our guests, Dorney Park & Wildwater Kingdom routinely utilizes training exercises to improve our lifeguards' skills and vigilance. These exercises will occur during normal operating hours and may consist of the following: submersible water mannequins; the use of video surveillance equipment; internal and external audits, and active/inactive water rescue and/or first aid scenarios.

Aquablast 5



Maximum of 800 pounds per tube.

A family tube ride which rises 70 feet above the ground, winding and twisting to the splash pool. Each tube holds a maximum of 5 riders. Guests need to hold themselves in an upright position and hold onto at least one handle. Access to the tower requires climbing stairs to the top.

Aqua Racer 4



Maximum weight for single riders is 300 pounds.

A 47 foot tall complex of six separate straight humpbacked slides on which guests ride a mat. The slide ends in a run out. Required riding position is guests lie head first. Access to the tower requires climbing stairs to the top.

Cascade 4



Maximum combined weight for double riders is 400 pounds. Maximum weight for single riders is 230 pounds.

A 30 foot tall humped slide on which guests ride a double tube. The slide ends in a 4 foot deep splash pool. Guests need to sit in the tube and hold onto at least one handle. Access to the tower requires climbing stairs to the top. Guests need to be able to swim to participate on this activity.

Island Water Works 1



This is a family water participation area. This includes the three-level activity area, as well as the mushroom pool and waterfall. See attendant for Alternate Access instructions.

Jumpin' Jack Splash 4



Maximum weight for single riders is 300 pounds.

A complex of three separate body slides on top of a 25 foot tower which wind and twist down to a 3½ foot deep splash pool. Required riding position is feet-first, lying on your back, your legs straight and firmly crossed at the ankles and your arms folded across the chest. Access to the tower requires climbing stairs to the top. Guests need to be able to swim to participate on this activity.

Kids Cove 1



Children's water participation area. Guests over 54" are not permitted on the attractions.

Lightning Falls 5



Maximum weight for single riders is 230 pounds.

A complex of 2 separate tube slides. They are 70 foot high serpentine slides ridden on a single tube. Both slides end in a 4 foot deep splash pool. Guests need to sit in the tube and hold onto at least one handle. Access to the tower requires climbing stairs to the top. Guests need to be able to swim to participate on this activity.

Lily Pads 2



A 4 foot deep pool with various elements floating in the water below suspended cables. Guests need to be able to hold onto the cables to walk over the floating elements to the other side. Guests need to be able to swim to participate on this activity.

Lollipop Lagoon 1



Children's water participation area. Guests over 54" are not permitted on the attractions.

Patriot's Plunge 5



Maximum weight for single riders is 300 pounds.

A complex of three separate single tube slides. These are 40-foot serpentine slides. The slides empty into 3½ foot deep splash pool. Guests need to sit in the tube and hold onto at least one handle. Access to the tower requires climbing stairs to the top. Guests need to be able to swim to participate on this activity.

Riptide Run 4



A series of pools and short slides, with each pool 2 to 3 feet deep. Guests need to sit in the tube and hold onto at least one handle. Guests need to be able to swim to participate on this activity. No hand held infants. Single riding only.

Runaway River 2



A slow, winding, tube ride approximately 1600 feet long which passes through tunnels and water falls. The water is 2½ feet deep. Guests need to be able to sit in the tube while holding at least one handle. See guard at entrance for Alternate Access. Guests need to be able to swim to participate in this activity. A lifejacket is required for anyone who is less than 48" tall in bare feet or is an inexperienced or non-swimmer. Guests under 42" are required to wear lifejackets and be accompanied by a responsible person. Only Coast Guard approved life jackets are allowed as flotation devices. Life jackets are provided for guests who require one.

Speed Slides 3



Maximum weight for single riders is 300 pounds.

Two high speed, straight, humpbacked slides 40 feet high ending in a run out. Required riding position is feet first lying on your back, your legs straight and firmly crossed at the ankles and your arms folded across the chest. Access to the tower requires climbing stairs to the top.

Splash Landing 1



Zero depth pool with a water mushroom and geysers.

Wave Pool 4



A large pool with depths ranging from zero to six feet. Waves run on a 10 minute on and a 10 minute off cycle. Please note pool depth markers. We recommend only strong swimmers in deep water. Guests need to be able to swim to participate in this activity. A lifejacket is required for anyone who is less than 48" tall in bare feet or is an inexperienced or non-swimmer. Guests under 42" are required to wear lifejackets and be accompanied by a responsible person. Only Coast Guard approved life jackets are allowed as flotation devices. Life jackets are provided for guests who require one.

Wildwater Cove 4



A large pool with depths ranging from zero to six feet. Geysers and wall sprays are located in the shallow end. Waves run on a 10 minute on and a 10 minute off cycle. Please note the depth markers. We recommend only strong swimmers in deep water. Guests need to be able to swim to participate in this activity. A lifejacket is required for anyone who is less than 48" tall in bare feet or is an inexperienced or non-swimmer. Guests under 42" are required to wear lifejackets and be accompanied by a responsible person. Only Coast Guard approved life jackets are allowed as flotation devices. Life jackets are provided for guests who require one.

Wildwater Rapids 4



Maximum weight for single riders is 300 pounds.

A complex of four separate body slides on top of a 40-foot tower which wind and twist down to a 3 foot deep splash pool. Required riding position is lying flat on your back with arms and legs crossed, keeping your body straight throughout the ride. Access to the tower requires climbing stairs to the top. Guests need to be able to swim to participate on this activity.

Wildwater River **2**



A slow, winding, tube ride approximately 1000 feet long which passes through tunnels and water falls. The water is 2½ feet deep. Guests need to be able to sit in the tube while holding at least one handle. See Guard at entrance for Alternate Access. Guests need to be able to swim to participate in this activity. A lifejacket is required for anyone who is less than 48" tall in bare feet or is an inexperienced or non-swimmer. Guests under 42" are required to wear lifejackets and be accompanied by a responsible person. Only Coast Guard approved life jackets are allowed as flotation devices. Life jackets are provided for guests who require one.

ATTRACTIONS

Center Stage



Featuring two exhilarating shows featuring the music of today and yesterday!!

Planet Snoopy Showplace



Located in Planet Snoopy near Snoopy's Junction.

Come join our PEANUTS™ characters for a family friendly fun-filled entertaining show!

Good Time Theatre



Snoopy's Big Bow Wow!

This elaborate ice show is hosted by everyone's favorite beagle, Snoopy. A cast of professional ice skaters will complete the dazzling ensemble and will showcase entertaining skating elements with artistry and technical wizardry. Located next to Good Time Gifts by the Main Gate.

Coasters Bandstand



Located next to Coaster Restaurant and the Screamin' Swing.

A musical journey of the 50's 60's & Motown classics.

Dorney Park's Boo Blast is a special event that allows for Halloween family-fun in a kid-friendly package. Enjoy all the themed attractions and activities especially designed for kids.

HALLOWEEN HAUNT

Dorney Park's Halloween Haunt has Extreme Haunts that are designed to scare and startle. Haunt is not recommended for children under 13 years old after 6 p.m. Attractions and the Park in general will have areas of low lighting, loud sound, strobe lights, and dense fog. Please adhere to all posted and verbal warnings and directions. Guests with respiratory sensitivities, history of seizures or epilepsy, or sensitivities to loud music and sound effects are advised not to participate in these attractions. Characters inside our Haunt attractions and scare zones will not touch you; please do not touch them in any manner. Those that do so will be removed from the park without refund. Rowdy behavior and profanity are also cause for removal from the park. For safety reasons, guests may not wear their own face paint, costumes, or masks.

For more information on the event, attractions, or services visit [Ride Services](#).

Notes _____

[illegible]