

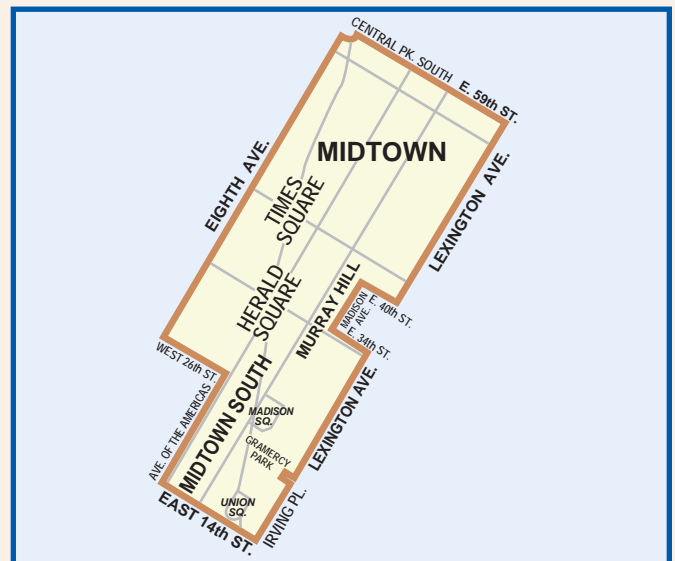
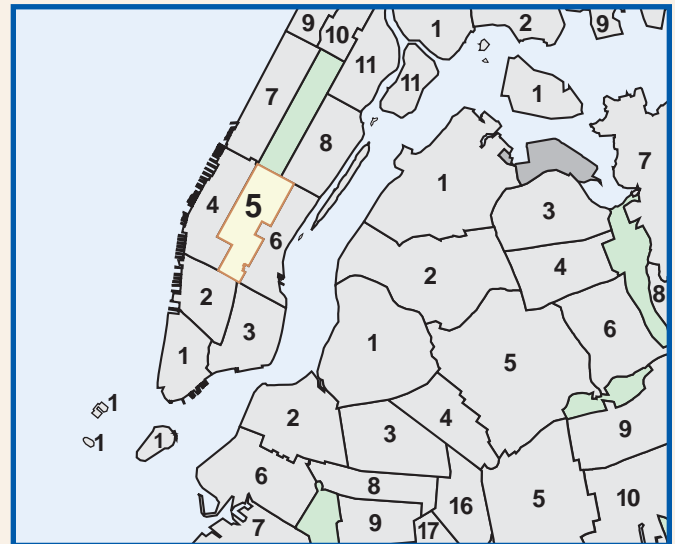
MANHATTAN COMMUNITY DISTRICT 5

TOTAL POPULATION	1990	2000	2010
Number	43,507	44,028	51,673
% Change	—	1.2	17.4

VITAL STATISTICS	2005	2009
Births: Number	482	556
Rate per 1000	10.9	10.8
Deaths: Number	238	230
Rate per 1000	5.4	4.5
Infant Mortality: Number	5	—
Rate per 1000	10.4	3.0


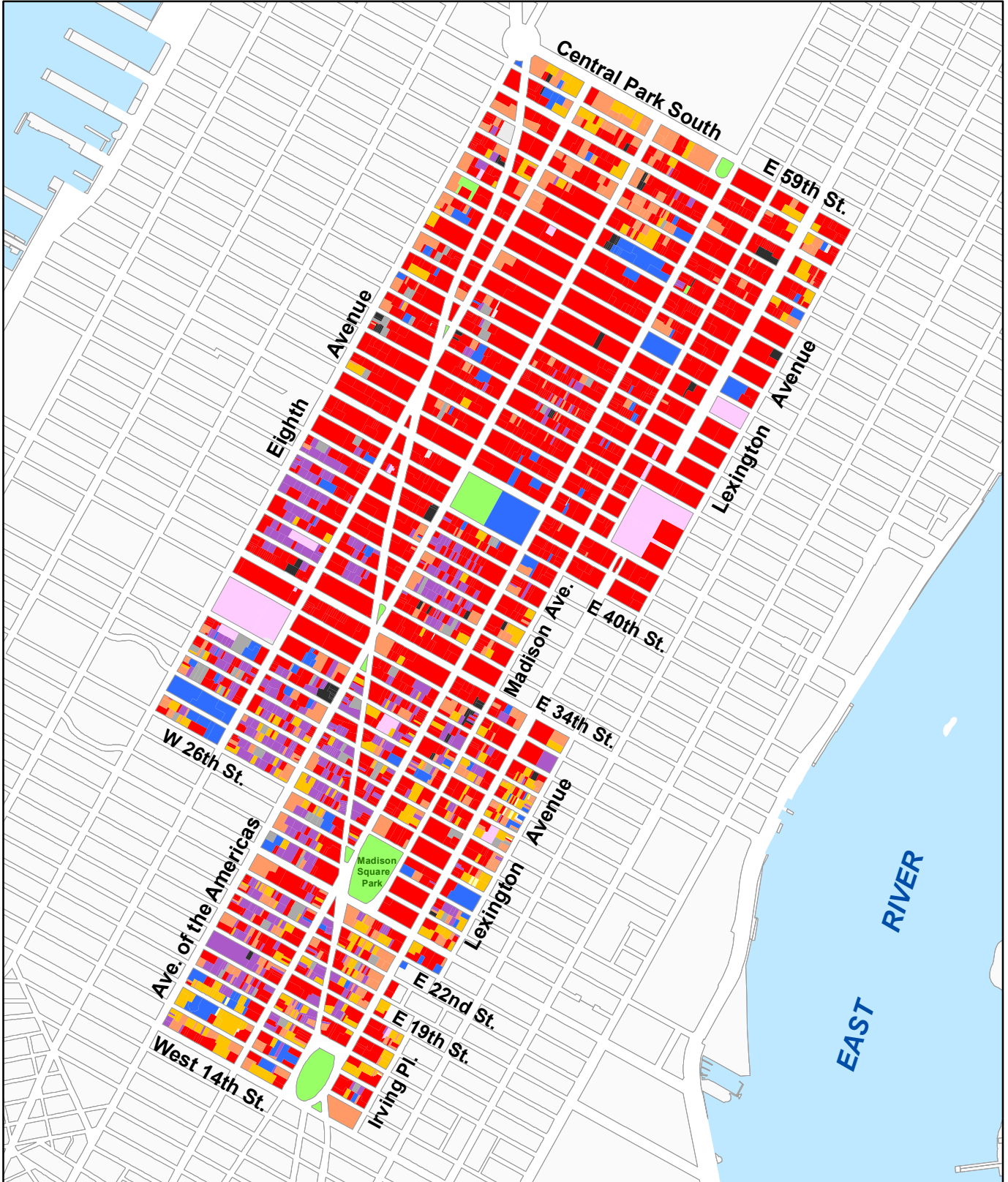
INCOME SUPPORT	2005	2011
Cash Assistance (TANF)	1,255	1,313
Supplemental Security Income	1,340	1,458
Medicaid Only	2,498	2,684
Total Persons Assisted	5,093	5,455
Percent of Population	11.6	10.6

TOTAL LAND AREA	
Acres:	1,005.3
Square Miles:	1.6



	Lots	Lot Area	
		Sq. Ft.(000)	%
1- 2 Family Residential	15	24.5	0.1
Multi-Family Residential	303	1,858.4	6.4
Mixed Resid. / Commercial	436	2,587.8	8.9
Commercial / Office	1,585	17,687.9	60.8
Industrial	510	2,618.1	9.0
Transportation / Utility	18	842.8	2.9
Institutions	116	1,648.7	5.7
Open Space / Recreation	12	948.4	3.3
Parking Facilities	69	509.2	1.8
Vacant Land	101	334.6	1.2
Miscellaneous	14	21.0	0.1
Total	3,179	28,081.5	100.0

Manhattan Community District 5



© Copyright 2011
 NYC Department of City Planning

Source: MapPLUTO™ Release 11v1

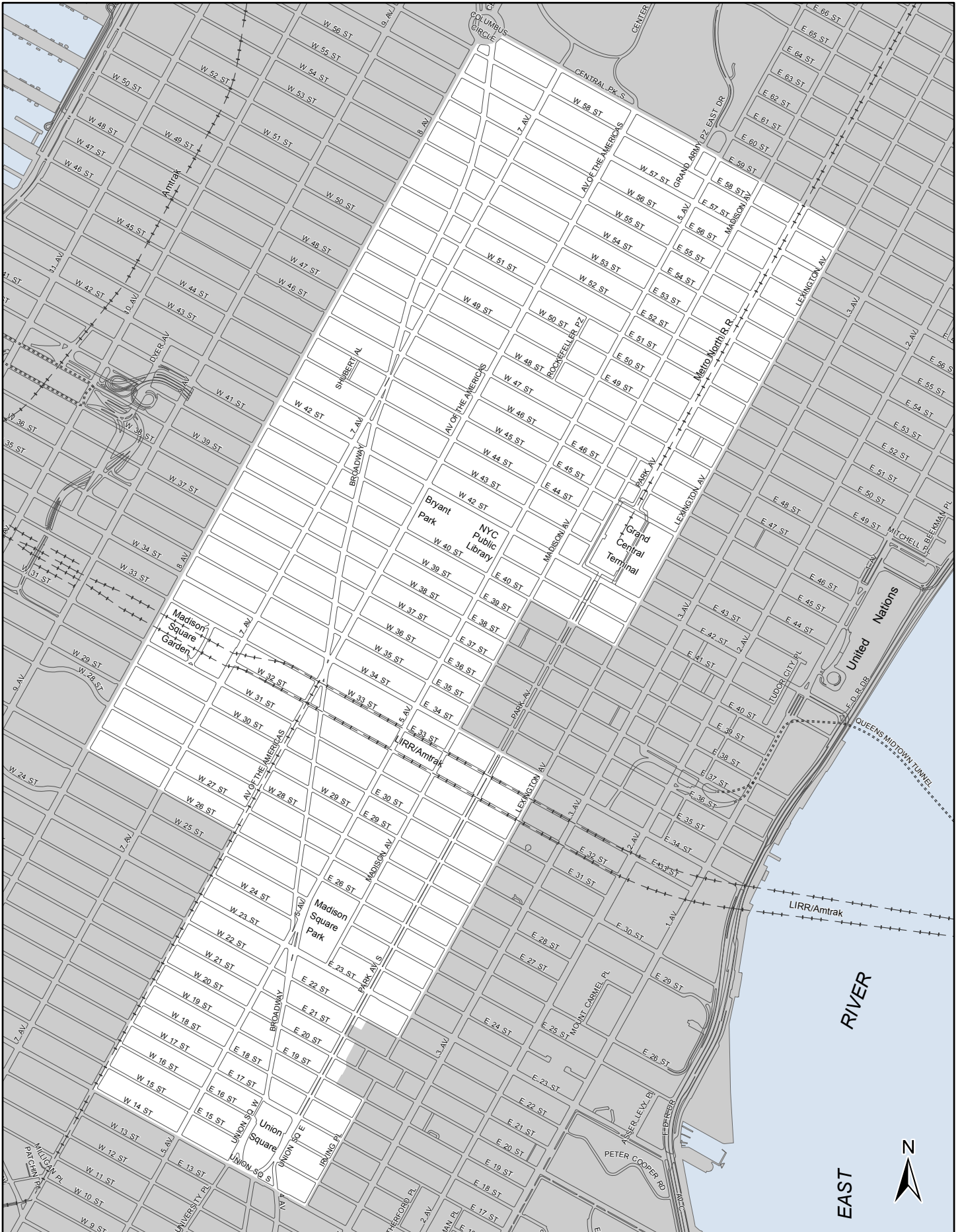
Residential Land Uses

- One & Two Family Buildings
- Multi-Family Buildings
- Mixed Residential and Commercial Buildings

Non-Residential Land Uses

- Commercial / Office Buildings
- Industrial / Manufacturing
- Open Space and Outdoor Recreation
- Public Facilities and Institutions
- Transportation and Utility
- Parking Facilities
- Vacant Land
- All Others or No Data

Manhattan Community District 5



**Table PL-P2 CD: Total Population, Under 18 and 18 Years and Over by Mutually Exclusive Race and Hispanic Origin and Total Housing Units
New York City Community Districts, 1990 to 2010**

Manhattan Community District 5	1990		2000		2010		Change 2000-2010	
	Number	Percent	Number	Percent	Number	Percent	Number	Percent
Total Population	43,507	100.0	44,028	100.0	51,673	100.0	7,645	17.4
White Nonhispanic	32,442	74.6	31,813	72.3	34,962	67.7	3,149	9.9
Black/African American Nonhispanic	3,528	8.1	1,948	4.4	2,123	4.1	175	9.0
Asian or Pacific Islander Nonhispanic	3,213	7.4	6,143	14.0	9,342	18.1	3,199	52.1
American Indian and Alaska Native Nonhisp	78	0.2	52	0.1	55	0.1	3	5.8
Some Other Race Nonhispanic	86	0.2	141	0.3	149	0.3	8	5.7
Nonhispanic of Two or More Races	-	-	967	2.2	1,069	2.1	102	10.5
Hispanic Origin	4,160	9.6	2,964	6.7	3,973	7.7	1,009	34.0
Population Under 18 Years	2,534	100.0	2,839	100.0	3,716	100.0	877	30.9
White Nonhispanic	1,658	65.4	1,676	59.0	2,301	61.9	625	37.3
Black/African American Nonhispanic	255	10.1	309	10.9	159	4.3	(150)	-48.5
Asian or Pacific Islander Nonhispanic	242	9.6	362	12.8	526	14.2	164	45.3
American Indian and Alaska Native Nonhisp	6	0.2	3	0.1	2	0.1	(1)	-33.3
Some Other Race Nonhispanic	17	0.7	18	0.6	25	0.7	7	38.9
Nonhispanic of Two or More Races	-	-	141	5.0	267	7.2	126	89.4
Hispanic Origin	356	14.0	330	11.6	436	11.7	106	32.1
Population 18 Years and Over	40,973	100.0	41,189	100.0	47,957	100.0	6,768	16.4
White Nonhispanic	30,784	75.1	30,137	73.2	32,661	68.1	2,524	8.4
Black/African American Nonhispanic	3,273	8.0	1,639	4.0	1,964	4.1	325	19.8
Asian or Pacific Islander Nonhispanic	2,971	7.3	5,781	14.0	8,816	18.4	3,035	52.5
American Indian and Alaska Native Nonhisp	72	0.2	49	0.1	53	0.1	4	8.2
Some Other Race Nonhispanic	69	0.2	123	0.3	124	0.3	1	0.8
Nonhispanic of Two or More Races	-	-	826	2.0	802	1.7	(24)	-2.9
Hispanic Origin	3,804	9.3	2,634	6.4	3,537	7.4	903	34.3
Total Population	43,507	100.0	44,028	100.0	51,673	100.0	7,645	17.4
Under 18 Years	2,534	5.8	2,839	6.4	3,716	7.2	877	30.9
18 Years and Over	40,973	94.2	41,189	93.6	47,957	92.8	6,768	16.4
Total Housing Units	30,436	-	30,588	-	36,550	-	5,962	19.5

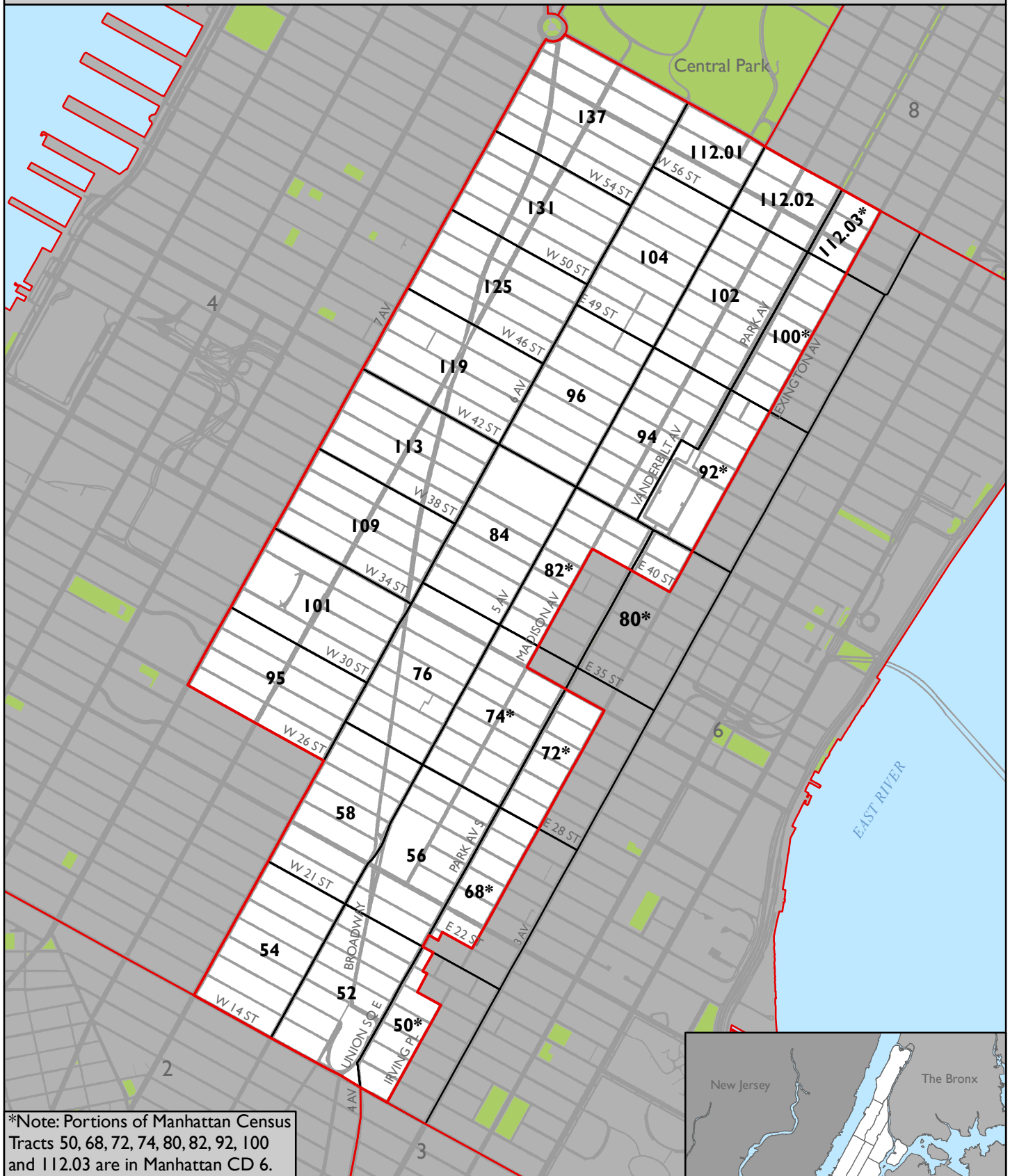
Race categories in 2000 and 2010 are not strictly comparable to 1990.

Source: U.S. Census Bureau, 2000 and 2010 Census PL and SF1 Files and 1990 Census STF1
Population Division - NYC Department of City Planning (July 2011)

**Table SF1-DP CD: Demographic Profile - New York City Community Districts
2000 and 2010**

Manhattan Community District 5	2000		2010		Change 2000-2010	
	Number	Percent	Number	Percent	Number	Percent
Total Population	44,028	100.0	51,673	100.0	7,645	17.4
White Nonhispanic	31,813	72.3	34,962	67.7	3,149	9.9
Black Nonhispanic	1,948	4.4	2,123	4.1	175	9.0
Asian and Pacific Islander Nonhispanic	6,143	14.0	9,342	18.1	3,199	52.1
Other Nonhispanic	193	0.4	204	0.4	11	5.7
Two or More Races Nonhispanic	967	2.2	1,069	2.1	102	10.5
Hispanic Origin	2,964	6.7	3,973	7.7	1,009	34.0
Female	22,500	51.1	26,558	51.4	4,058	18.0
Male	21,528	48.9	25,115	48.6	3,587	16.7
Under 5 years	1,184	2.7	1,816	3.5	632	53.4
5 to 9 years	703	1.6	872	1.7	169	24.0
10 to 14 years	618	1.4	648	1.3	30	4.9
15 to 19 years	1,734	3.9	1,857	3.6	123	7.1
20 to 24 years	5,137	11.7	6,315	12.2	1,178	22.9
25 to 44 years	19,932	45.3	23,252	45.0	3,320	16.7
45 to 64 years	10,103	22.9	11,079	21.4	976	9.7
65 years and over	4,617	10.5	5,834	11.3	1,217	26.4
18 years and over	41,189	93.6	47,957	92.8	6,768	16.4
In households	39,859	90.5	47,947	92.8	8,088	20.3
In family households	15,760	35.8	19,567	37.9	3,807	24.2
Householder	6,392	14.5	7,789	15.1	1,397	21.9
Spouse	5,220	11.9	6,366	12.3	1,146	22.0
Own child under 18 years	2,328	5.3	3,442	6.7	1,114	47.9
Other relatives	1,500	3.4	1,680	3.3	180	12.0
Nonrelatives	320	0.7	290	0.6	(30)	-9.4
In nonfamily households	24,099	54.7	28,380	54.9	4,281	17.8
Householder	19,413	44.1	22,032	42.6	2,619	13.5
Householder 65 years and over living alone	2,533	5.8	2,970	5.7	437	17.3
Nonrelatives	4,686	10.6	6,348	12.3	1,662	35.5
In group quarters	4,169	9.5	3,726	7.2	(443)	-10.6
Total Households	25,805	100.0	29,821	100.0	4,016	15.6
Family households	6,392	24.8	7,789	26.1	1,397	21.9
Married-couple family	5,220	20.2	6,366	21.3	1,146	22.0
With related children under 18 years	1,288	5.0	1,882	6.3	594	46.1
Female householder, no husband present	759	2.9	1,004	3.4	245	32.3
With related children under 18 years	324	1.3	420	1.4	96	29.6
Male householder, no wife present	413	1.6	419	1.4	6	1.5
With related children under 18 years	98	0.4	135	0.5	37	37.8
Nonfamily households	19,413	75.2	22,032	73.9	2,619	13.5
Households with one or more persons 65 years and over	3,826	14.8	4,773	16.0	947	24.8
Persons Per Family	2.42	-	2.47	-	0.06	2.5
Persons Per Household	1.54	-	1.61	-	0.06	4.1
Total Housing Units	30,588	-	36,550	-	5,962	19.5
Occupied Housing Units	25,805	100.0	29,821	100.0	4,016	15.6
Renter occupied	19,341	75.0	21,797	73.1	2,456	12.7
Owner occupied	6,464	25.0	8,024	26.9	1,560	24.1
By Household Size:						
1 person household	15,485	60.0	16,863	56.5	1,378	8.9
2 person household	7,830	30.3	9,443	31.7	1,613	20.6
3 person household	1,581	6.1	2,231	7.5	650	41.1
4 person household	688	2.7	1,005	3.4	317	46.1
5 persons and over	221	0.9	279	0.9	58	26.2
By Age of Householder:						
15 to 24 years	1,796	7.0	2,624	8.8	828	46.1
25 to 44 years	13,172	51.0	15,080	50.6	1,908	14.5
45 to 64 years	7,258	28.1	7,671	25.7	413	5.7
65 years and over	3,579	13.9	4,446	14.9	867	24.2

2010 Census Tracts - Manhattan Community District 5



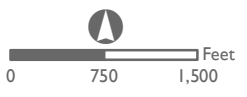
*Note: Portions of Manhattan Census Tracts 50, 68, 72, 74, 80, 82, 92, 100 and 112.03 are in Manhattan CD 6.

12 Community District Boundary

124 2010 Census Tract

Source: DCP, BYTES of the Big Apple

NYC PLANNING
DEPARTMENT OF CITY PLANNING CITY OF NEW YORK



May 2012



**Change in Total Population, 2000 to 2010
by Census Tract
Manhattan Community District 5**

Census Tract	Total Population		Population Change, 2000-2010	
	2000	2010	Number	Percent
50 *	5,695	5,055	-640	-11.2
52	3,741	3,408	-333	-8.9
54	3,955	4,536	581	14.7
56	2,577	3,322	745	28.9
58	659	3,512	2,853	432.9
68 *	6,753	7,614	861	12.7
72 *	8,111	8,664	553	6.8
74 *	3,712	4,319	607	16.4
76	2,493	2,277	-216	-8.7
80 *	5,392	5,377	-15	-0.3
82 *	2,764	3,262	498	18.0
84	1,041	1,595	554	53.2
92 *	1,334	1,806	472	35.4
94	51	73	22	43.1
95	2,694	3,040	346	12.8
96	210	155	-55	-26.2
100*	1,822	1,992	170	9.3
101	239	1,116	877	366.9
102	269	230	-39	-14.5
104	1,097	966	-131	-11.9
109	208	183	-25	-12.0
112.01	1,041	992	-49	-4.7
112.02	380	441	61	16.1
112.03 *	1,255	1,401	146	11.6
113	322	117	-205	-63.7
119	1,405	1,120	-285	-20.3
125	1,762	2,719	957	54.3
131	2,086	2,816	730	35.0
137	6,797	6,471	-326	-4.8

* Census tract is within two or more community districts. Data are for entire census tract.

**Total Population by Mutually Exclusive Race and Hispanic Origin
by Census Tract, 2010
Manhattan Community District 5**

Census Tract	Total Population	Nonhispanic by Race					Hispanic Origin (of any race)
		Single Race				Two or More Races	
		White	Black/African American	Asian	Other		
50 *	5,055	4,031	66	618	9	62	269
52	3,408	2,568	67	503	15	79	176
54	4,536	3,547	135	418	19	99	318
56	3,322	2,241	289	402	11	70	309
58	3,512	2,406	88	638	14	83	283
68 *	7,614	5,414	330	1,080	42	188	560
72 *	8,664	6,751	115	1,162	23	138	475
74 *	4,319	3,140	112	735	14	68	250
76	2,277	1,131	70	864	11	54	147
80 *	5,377	4,258	83	614	29	94	299
82 *	3,262	2,389	96	500	14	53	210
84	1,595	720	68	666	9	33	99
92 *	1,806	1,150	78	411	8	27	132
94	73	54	2	11	2	0	4
95	3,040	2,213	90	372	10	87	268
96	155	99	5	33	1	1	16
100 *	1,992	1,372	106	299	9	39	167
101	1,116	489	179	280	5	24	139
102	230	163	18	17	4	6	22
104	966	758	23	110	4	17	54
109	183	73	6	91	0	8	5
112.01	992	830	14	91	3	9	45
112.02	441	355	3	45	1	8	29
112.03 *	1,401	1,132	21	134	7	25	82
113	117	55	11	41	0	2	8
119	1,120	454	371	53	10	29	203
125	2,719	1,302	131	935	16	61	274
131	2,816	1,653	105	566	20	63	409
137	6,471	4,862	102	1,032	24	99	352

* Census tract is within two or more community districts. Data are for entire census tract.

**Selected Facilities and Program Sites
in New York City, release 2011.2**

MANHATTAN COMMUNITY DISTRICT 5

<u>Block</u>	<u>Lot</u>	<u>Facility Name</u>	<u>Facility Address</u>	<u>Facility Type</u>	<u>Capacity / Type</u>	<u>Oversight Agency</u>
SCHOOLS						
<i>Public Elementary and Secondary Schools</i>						
848	7502	BALLET TECH/NYC PS FOR DANCE	890 Broadway	Junior/Senior High School - Public	148 Enrollment	NYC DOE
878	16	SCHOOL OF THE FUTURE HIGH SCHOOL	127 E 22 St	Junior/Senior High School - Public	676 Enrollment	NYC DOE
855	16	BARUCH COLLEGE CAMPUS HIGH SCHOOL	55 E 25 St	High School - Public	438 Enrollment	NYC DOE
998	41	JACQUELINE KENNEDY-ONASSIS HIGH SCHOOL	120 W 46 St	High School - Public	711 Enrollment	NYC DOE
824	15	MANHATTAN VILLAGE ACADEMY	43 W 22 St	High School - Public	433 Enrollment	NYC DOE
889	7501	MURRAY HILL ACADEMY	111 E 33 St	High School - Public	141 Enrollment	NYC DOE
889	7501	NORMAN THOMAS HIGH SCHOOL	111 E 33 St	High School - Public	1744 Enrollment	NYC DOE
996	21	REPERTORY COMPANY HIGH SCHOOL FOR THEATRE ARTS	123 W 43 St	High School - Public	214 Enrollment	NYC DOE
805	71	SATELLITE ACADEMY HIGH SCHOOL	120 W 30 St	High School - Public	273 Enrollment	NYC DOE
808	7501	HARLEM VILLAGE ACADEMY CHARTER SCHOOL EHVACS	15 Penn Plz	Junior/Senior High School - Public Charter	371 Enrollment	NYC DOE
<i>Private/Parochial Elementary and Secondary Schools</i>						
878	8	ECOLE INTERNATIONALE DE NEW YORK	111 E 22 St	Elementary School - Private/Parochial	72 Enrollment	NYSED
1010	15	GENEVA SCHOOL OF MANHATTAN	123 W 57 St	Elementary School - Private/Parochial	136 Enrollment	NYSED
818	3	JOHN A COLEMAN SCHOOL	590 Ave Of Americas	Elementary School - Private/Parochial	162 Enrollment	NYSED
1029	37	SAINT THOMAS CHOIR SCHOOL	202 W 58 St	Elementary School - Private/Parochial	36 Enrollment	NYSED
859	52	AARON ACADEMY	42 E 30 St	Middle/JH School - Private/Parochial	48 Enrollment	NYSED
841	80	DAYTOP PREPARATORY SCHOOL	54 W 40 St	Junior/Senior High School - Private/Parochial	34 Enrollment	NYSED
817	72	XAVIER HIGH SCHOOL	30 W 16 St	Senior High School - Private/Parochial	1037 Enrollment	NYSED
819	56	ASSOCIATION FOR METROAREA AUTISTIC CHILDREN, INC	25 W 17 St	Special/Other School - Private/Parochial	224 Enrollment	NYSED

**Selected Facilities and Program Sites
in New York City, release 2011.2**

MANHATTAN COMMUNITY DISTRICT 5

<u>Block</u>	<u>Lot</u>	<u>Facility Name</u>	<u>Facility Address</u>	<u>Facility Type</u>	<u>Capacity / Type</u>	<u>Oversight Agency</u>
<i>Private/Parochial Elementary and Secondary Schools</i>						
804	44	BIRCH FAMILY SERVICES, INC	104w 29 St	Special/Other School - Private/Parochial	424 Enrollment	NYSED
859	52	REBECCA SCHOOL	40 E 30 St	Special/Other School - Private/Parochial	107 Enrollment	NYSED
<i>Colleges and Other Post-Secondary Institutions</i>						
777	18	FASHION INSTITUTE OF TECHNOLOGY (SUNY)	227 W 27 St	Public College - SUNY	10494 Enrollment	NYSED
1258	18	NYS COLLEGE OF OPTOMETRY (SUNY)	33 W 42 St	Public College - SUNY	303 Enrollment	NYSED
864	7502	CUNY GRAD SCHOOL&UNIVERSITY CENTER (CUNY)	365 5 Ave	Public College - CUNY	6590 Enrollment	CUNY
860	16	AMERICAN ACADEMY OF DRAMATIC ARTS	120 Madison Ave	Independent - Degree Granting Institution	233 Enrollment	NYSED
835	41	KING'S COLLEGE	350 5 Ave	Independent - Degree Granting Institution	384 Enrollment	NYSED
836	1	MERCY COLLEGE - MANHATTAN	66 W 35 St	Independent - Degree Granting Institution	NA	NYSED
828	1	PHILLIPS BETH ISRAEL SCHOOL OF NURSING	776 6 Ave	Independent - Degree Granting Institution	253 Enrollment	NYSED
825	29	TOURO COLLEGE - MAIN CAMPUS	23-27 W 23 St	Independent - Degree Granting Institution	14487 Enrollment	NYSED
1278	8	BERKELEY COLLEGE	3 E 43 St	Proprietary - Degree Granting Institution	5202 Enrollment	NYSED
1258	21	CHRISTIE'S EDUCATION, INC.	11 W 42 St	Proprietary - Degree Granting Institution	84 Enrollment	NYSED
997	41	DEVRY COLLEGE OF NEW YORK - MANHATTAN	120 W 45 St	Proprietary - Degree Granting Institution	NA	NYSED
841	75	KATHERINE GIBBS SCHOOL	50 W 40 St	Proprietary - Degree Granting Institution	234 Enrollment	NYSED
1288	63	LABORATORY INST OF MERCHANDISING	12 E 53 St	Proprietary - Degree Granting Institution	1567 Enrollment	NYSED
1025	58	MANDL SCHOOL	254 W 54 St	Proprietary - Degree Granting Institution	716 Enrollment	NYSED
849	70	PACIFIC COLLEGE OF ORIENTAL MEDICINE	915 Broadway	Proprietary - Degree Granting Institution	621 Enrollment	NYSED
869	66	WOOD/TOBECOBURN SCHOOL	8 E 40 St	Proprietary - Degree Granting Institution	635 Enrollment	NYSED

RECREATIONAL AND CULTURAL FACILITIES

**Selected Facilities and Program Sites
in New York City, release 2011.2**

MANHATTAN COMMUNITY DISTRICT 5

<u>Block</u>	<u>Lot</u>	<u>Facility Name</u>	<u>Facility Address</u>	<u>Facility Type</u>	<u>Capacity / Type</u>	<u>Oversight Agency</u>
<i>Libraries and Cultural Institutions</i>						
1257	1	CHILDRENS'S CENTER AT 42 STREET	476 5 Ave	Public Library - Branch	164475 Annual Circ.	NYPL
1313	5	FIFTY-EIGHTH ST. LIBRARY	127 E 58 St	Public Library - Branch	410516 Annual Circ.	NYPL
821	7501	MUHLENBERG LIBRARY	40 W 20 St	Public Library - Branch	332499 Annual Circ.	NYPL
1305	13	TERENCE CARDINAL COOKE-CATHEDRAL LIBRARY	560 Lexington Ave	Public Library - Branch	147343 Annual Circ.	NYPL
821	7501	ANDREW HEISKELL LIBRARY FOR THE BLIND	40 W 20 St	Public Library - Central	375205 Annual Circ.	NYPL
1268	50	DONNELL LIBRARY CENTER	20 W 53 St	Public Library - Central	5 Annual Circ.	NYPL
869	74	MID-MANHATTAN LIBRARY	455 5 Ave	Public Library - Central	2801300 Annual Circ.	NYPL
1257	1	NEW YORK PUBLIC LIBRARY	476 5 Ave	Public Library - Central	27907670 Annual Circ.	NYPL
864	7502	SCIENCE, INDUSTRY, AND BUSINESS LIBRARY	188 Madison Ave	Public Library - Central	322254 Annual Circ.	NYPL
1009	1	CARNEGIE HALL	881 7 Ave	NYC Cultural Institution	755984 Annual Visits	NYC DCA
1008	15	NEW YORK CITY CENTER	131 W 55 St	NYC Cultural Institution	379826 Annual Visits	NYC DCA
<i>Parklands</i>						
		BRYANT PARK	bet 5 and 6 Ave, W 40 St & W 42 St	Park/Playground - NYC	9.603 Acres	NYC DPR
		CENTRAL PARK	5 Ave to Central Park W, 59 St to 110 St	Park/Playground - NYC	840.01 Acres	NYC DPR
		MADISON SQUARE PARK	Broadway to Madison Ave, E 23 St to E 26 St	Park/Playground - NYC	6.234 Acres	NYC DPR
		FATHER DUFFY SQUARE	Broadway, W 46 St to W 47 St, 7 Ave	Triangle, Plaza, Mall, Other - NYC	0.076 Acres	NYC DPR
		GRAND ARMY PLAZA	5 Ave, W 58 St to W 59 St	Triangle, Plaza, Mall, Other - NYC	0.625 Acres	NYC DPR
		GREELEY SQUARE PARK	Broadway, Ave Of Americas, bet W 32 St & W 33 St	Triangle, Plaza, Mall, Other - NYC	0.144 Acres	NYC DPR
		HERALD SQUARE	Broadway, Ave Of Americas, bet W 34 St & W 35 St	Triangle, Plaza, Mall, Other - NYC	0.21 Acres	NYC DPR
		PARK AVENUE MALLS	E 46 St to E 59 St & Park Ave	Triangle, Plaza, Mall, Other - NYC	1.32 Acres	NYC DPR
		UNION SQUARE PARK	Broadway to 4 Ave, E 14 St to E 17 St	Triangle, Plaza, Mall, Other - NYC	6.51 Acres	NYC DPR

Selected Facilities and Program Sites
in New York City, release 2011.2

MANHATTAN COMMUNITY DISTRICT 5

<u>Block</u>	<u>Lot</u>	<u>Facility Name</u>	<u>Facility Address</u>	<u>Facility Type</u>	<u>Capacity / Type</u>	<u>Oversight Agency</u>
<i>Parklands</i>						
		WORTH SQUARE	Broadway, 5 Ave, W 24 St to W 25 St	Triangle, Plaza, Mall, Other - NYC	0.269 Acres	NYC DPR
		GREENSTREET	Broadway & W 27 St	Joint NYCDOT/DPR Landscaped Area	0.006 Acres	NYC DOT
		GREENSTREET	Broadway & W 29 St	Joint NYCDOT/DPR Landscaped Area	0.006 Acres	NYC DOT
		GREENSTREET	Broadway & W 30 St	Joint NYCDOT/DPR Landscaped Area	0.006 Acres	NYC DOT
		GREENSTREET	Broadway & W 31	Joint NYCDOT/DPR Landscaped Area	0.006 Acres	NYC DOT
		GREENSTREET	Broadway & W 32 St	Joint NYCDOT/DPR Landscaped Area	0.006 Acres	NYC DOT
		GREENSTREET	Broadway & W 47 St	Joint NYCDOT/DPR Landscaped Area	0.009 Acres	NYC DOT
		GREENSTREET	Broadway & W 48 St	Joint NYCDOT/DPR Landscaped Area	0.008 Acres	NYC DOT
		GREENSTREET	Broadway & W 49 St N side	Joint NYCDOT/DPR Landscaped Area	0.009 Acres	NYC DOT
		GREENSTREET	Broadway & W 49 St S side	Joint NYCDOT/DPR Landscaped Area	0.008 Acres	NYC DOT
		GREENSTREET	Broadway & W 50 St	Joint NYCDOT/DPR Landscaped Area	0.008 Acres	NYC DOT
		GREENSTREET	Broadway & W 51 St N side	Joint NYCDOT/DPR Landscaped Area	0.009 Acres	NYC DOT
		GREENSTREET	Broadway & W 51 St S side	Joint NYCDOT/DPR Landscaped Area	0.008 Acres	NYC DOT
		GREENSTREET	Broadway & W 52 St N side	Joint NYCDOT/DPR Landscaped Area	0.005 Acres	NYC DOT
		GREENSTREET	Broadway & W 52 St S side	Joint NYCDOT/DPR Landscaped Area	0.007 Acres	NYC DOT
		GREENSTREET	Broadway & W 53 St N side	Joint NYCDOT/DPR Landscaped Area	0.008 Acres	NYC DOT
		GREENSTREET	Broadway & W 53 St S side	Joint NYCDOT/DPR Landscaped Area	0.008 Acres	NYC DOT
		GREENSTREET	Broadway & W 54 St N side	Joint NYCDOT/DPR Landscaped Area	0.005 Acres	NYC DOT
		GREENSTREET	Broadway & W 55 St N side	Joint NYCDOT/DPR Landscaped Area	0.007 Acres	NYC DOT
		GREENSTREET	Broadway & W 55 St S side	Joint NYCDOT/DPR Landscaped Area	0.009 Acres	NYC DOT
		GREENSTREET	Broadway & W 56 St N side	Joint NYCDOT/DPR Landscaped Area	0.005 Acres	NYC DOT
		GREENSTREET	Broadway & W 56 St S side	Joint NYCDOT/DPR Landscaped Area	0.007 Acres	NYC DOT
		GREENSTREET	Broadway & W 57 St	Joint NYCDOT/DPR Landscaped Area	0.007 Acres	NYC DOT
		GREENSTREET	Broadway & W28 St	Joint NYCDOT/DPR Landscaped Area	0.006 Acres	NYC DOT
		GREENSTREET	Park Ave S bet E 17 & E 18 Sts	Joint NYCDOT/DPR Landscaped Area	0.027 Acres	NYC DOT

**Selected Facilities and Program Sites
in New York City, release 2011.2**

MANHATTAN COMMUNITY DISTRICT 5

<u>Block</u>	<u>Lot</u>	<u>Facility Name</u>	<u>Facility Address</u>	<u>Facility Type</u>	<u>Capacity / Type</u>	<u>Oversight Agency</u>
<i>Parklands</i>						
		GREENSTREET	Park Ave S bet E 18 & E 19 Sts	Joint NYCDOT/DPR Landscaped Area	0.029 Acres	NYC DOT
		GREENSTREET	Park Ave S bet E 19 & E 20 Sts	Joint NYCDOT/DPR Landscaped Area	0.022 Acres	NYC DOT
		GREENSTREET	Park Ave S bet E 20 & E 21 Sts	Joint NYCDOT/DPR Landscaped Area	0.023 Acres	NYC DOT
		GREENSTREET	Park Ave S bet E 21 & E 22 Sts	Joint NYCDOT/DPR Landscaped Area	0.028 Acres	NYC DOT
		GREENSTREET	Park Ave S bet E 22 & E 23 Sts	Joint NYCDOT/DPR Landscaped Area	0.026 Acres	NYC DOT
		GREENSTREET	Park Ave S bet E 23 & E 24 Sts	Joint NYCDOT/DPR Landscaped Area	0.031 Acres	NYC DOT
		GREENSTREET	Park Ave S bet E 24 & E 25 Sts	Joint NYCDOT/DPR Landscaped Area	0.032 Acres	NYC DOT
		GREENSTREET	Park Ave S bet E 25 & E 26 Sts	Joint NYCDOT/DPR Landscaped Area	0.025 Acres	NYC DOT
		GREENSTREET	Park Ave S bet E 26 & E 27 Sts	Joint NYCDOT/DPR Landscaped Area	0.037 Acres	NYC DOT
		GREENSTREET	Park Ave S bet E 27 & E 28 Sts	Joint NYCDOT/DPR Landscaped Area	0.026 Acres	NYC DOT
		GREENSTREET	Park Ave S bet E 28 & E 29 Sts	Joint NYCDOT/DPR Landscaped Area	0.027 Acres	NYC DOT
		GREENSTREET	Park Ave S bet E 29 & E 30 Sts	Joint NYCDOT/DPR Landscaped Area	0.027 Acres	NYC DOT
		GREENSTREET	Park Ave S bet E 30 & E 31 Sts	Joint NYCDOT/DPR Landscaped Area	0.026 Acres	NYC DOT
		GREENSTREET	Park Ave S bet E 31 & E 32 Sts	Joint NYCDOT/DPR Landscaped Area	0.023 Acres	NYC DOT
		THEODORE ROOSEVELT BIRTHPLACE NATIONAL HISTOR	28 E 20 St	National Park	0.11 Acres	NPS

PUBLIC SAFETY AND CRIMINAL JUSTICE FACILITIES

NYPD, FDNY, Courts, and Correctional Facilities

995	1	TIMES SQUARE SATELLITE	43 and Broadway	Other NYPD Facility	NA	NYPD
805	82	TRAFFIC CONTROL DIV./MTTF	138 W 30 St	Other NYPD Facility	NA	NYPD
846	66	ENG 14	14 E 18 St	NYC Fire House	NA	FDNY
1030	23	ENG 23	215 W 58 St	NYC Fire House	NA	FDNY
786	61	ENG 26	220 W 37 St	NYC Fire House	NA	FDNY
1019	61	ENG 54,LAD 4, BN 9	782 8 Ave	NYC Fire House	NA	FDNY

**Selected Facilities and Program Sites
in New York City, release 2011.2**

MANHATTAN COMMUNITY DISTRICT 5

<u>Block</u>	<u>Lot</u>	<u>Facility Name</u>	<u>Facility Address</u>	<u>Facility Type</u>	<u>Capacity / Type</u>	<u>Oversight Agency</u>
<i>NYPD, FDNY, Courts, and Correctional Facilities</i>						
1259	18	ENG 65	33 W 43 St	NYC Fire House	NA	FDNY
806	66	ENG1, LAD24	142-46 W 31 St	NYC Fire House	NA	FDNY
855	1	NYS SUPREME COURT - APPELLATE DIV.	27 Madison Ave	State/City Court	NA	NYS OCA
NURSING HOMES, HOSPITALS, HOSPICES, AND AMBULATORY PROGRAMS						
<i>Nursing Homes, Hospitals, Hospices, and Hospital Inpatient Units</i>						
818	3	ELIZABETH SETON PEDIATRIC CENTER	590 Ave of The Americas	Residential Health Care Facility	136 Beds	NYS DOH
833	11	VNS OF NEW YORK HOSPICE CARE	1250 Broadway	Hospice	8 Beds	NYS DOH
<i>Ambulatory Facilities and Programs</i>						
824	42	COMMUNITY HEALTHCARE NETWORK	184 5 Ave	Health Center	NA	NYS DOH
785	1	DAYTOP VILLAGE INC	500 8 Ave	Health Center	NA	NYS DOH
843	39	INSTITUTE FOR URBAN FAMILY HEALTH/SIDNEY HILLMAN CENTER	16 E 16 St	Health Center	NA	NYS DOH
825	9	MID MANHATTAN SURGI-CENTER	61 W 23 St	Health Center	NA	NYS DOH
828	9	NEW ALTERNATIVES FOR CHILDREN INC	37 W 26 St	Health Center	NA	NYS DOH
878	15	UNITED CEREBRAL PALSY OF NEW YORK CITY INC	122 E 23 St	Health Center	NA	NYS DOH
842	34	UNITED WIRE METAL & MACHINE MEDICAL CENTER	10 E 15 St	Health Center	NA	NYS DOH
1258	18	UNIVERSITY EYE CENTER	33 W 42 St	Health Center	NA	NYS DOH
784	19	14 PENN DENTAL CENTER	225 W 34 St	Health Center Extension Clinic	NA	NYS DOH
802	56	GREENWICH HOUSE COUNSELING CENTER	122 W 27 St	Health Center Extension Clinic	NA	NYS DOH
878	65	MANHATTAN REHABILITATION CENTER	120 E 23 St	Health Center Extension Clinic	NA	NYS DOH
871	68	BETH ISRAEL CHRONIC DIALYSIS CENTER	120 E 16 St	Hospital Extension Clinic	NA	NYS DOH

**Selected Facilities and Program Sites
in New York City, release 2011.2**

MANHATTAN COMMUNITY DISTRICT 5

<u>Block</u>	<u>Lot</u>	<u>Facility Name</u>	<u>Facility Address</u>	<u>Facility Type</u>	<u>Capacity / Type</u>	<u>Oversight Agency</u>
<i>Ambulatory Facilities and Programs</i>						
1294	46	MT SINAI SPORTS THERAPY CENTER	625 Madison Ave	Hospital Extension Clinic	NA	NYS DOH
870	7501	PHILLIPS AMBULATORY CARE CENTER	10 Union Square E	Hospital Extension Clinic	NA	NYS DOH
889	7501	NORMAN THOMAS HIGH SCHOOL	111 E 33 St	School Based Hospital Extension Clinic	NA	NYS DOH
CHEMICAL DEPENDENCY SERVICES						
<i>Residential</i>						
841	80	DAYTOP VILLAGE MAN -CD INT RES	54 W 40 St	Intensive Residential Svc - Chem Depndncy	35 Beds	NYS OASAS
<i>Non-Residential</i>						
785	1	BRIDGE BACK TO LIFE - M.S. WITH/OP	500 8 Ave	Outp Med Supervised Withdrl Svc - Chem Depndncy	15 Cert. Capacity	NYS OASAS
812	56	T.R.I. CENTER, INC. - CD OP REHAB	1369 Broadway	Outp Rehab Svc - Chem Depndncy	NA	NYS OASAS
802	56	GREENWICH HOUSE, INC.	122 W 27 St	Outp Med Supervised Rehab Svc - Chem Depndncy	3281 Clients/Year	NYC DOHMH
802	56	GREENWICH HOUSE, INC.	122 W 27 St	Outp Med Supervised Rehab Svc - Chem Depndncy	NA	NYS OASAS
807	50	WOMEN IN NEED, INC.	115 W 31 St	Outp Med Supervised Rehab Svc - Chem Depndncy	NA	NYS OASAS
807	50	WOMEN IN NEED, INC.	115 W 31 St	Outp Med Supervised Rehab Svc - Chem Depndncy	147 Clients/Year	NYC DOHMH
846	33	NYSARC INC. - NEW YORK CITY CHAPTER (AHRC)	200 Park Av S	Outp Education/Intervention Svc - Chem Depndncy	2422 Clients/Year	NYC DOHMH
858	7501	SINGLE PARENT RESOURCE CENTER, INC.	31 E 28 St	Outp Education/Intervention Svc - Chem Depndncy	458 Clients/Year	NYC DOHMH
861	75	AREBA/CASRIEL INST.- CD OP	315 5 Ave	Outpatient Clinic - Chem Depndncy	NA	NYS OASAS
862	16	BLISS-POSTON/SECOND WIND INC. - CD OP	152 Madison Ave	Outpatient Clinic - Chem Depndncy	NA	NYS OASAS
785	1	BRIDGE BACK TO LIFE CTR INC. - CD OP	500 8 Ave	Outpatient Clinic - Chem Depndncy	NA	NYS OASAS
821	14	CENTER COMM/ALTERNATIVES - CD OP	39 W 19 St	Outpatient Clinic - Chem Depndncy	NA	NYS OASAS
785	1	DAYTOP VILLAGE - MAN. CD OP	500 8 Ave	Outpatient Clinic - Chem Depndncy	NA	NYS OASAS
802	8	EXPONENTS, INC. - CD OP	151 W 26 St	Outpatient Clinic - Chem Depndncy	NA	NYS OASAS

**Selected Facilities and Program Sites
in New York City, release 2011.2**

MANHATTAN COMMUNITY DISTRICT 5

<u>Block</u>	<u>Lot</u>	<u>Facility Name</u>	<u>Facility Address</u>	<u>Facility Type</u>	<u>Capacity / Type</u>	<u>Oversight Agency</u>
<i>Non-Residential</i>						
1289	21	FREEDOM INSTITUTE INC. - CD OP	515 Madison Ave	Outpatient Clinic - Chem Depndncy	NA	NYS OASAS
802	56	GREENWICH HOUSE COUNSELING CENTER	122 W 27 St	Outpatient Clinic - Chem Depndncy	NA	NYS OASAS
776	1	HAZELDEN/NEW YORK - OUTPATIENT	322 8 Ave	Outpatient Clinic - Chem Depndncy	NA	NYS OASAS
855	7501	INTER-CARE LTD. - CD OP	51 E 25 St	Outpatient Clinic - Chem Depndncy	NA	NYS OASAS
843	20	REALIZATION CENTER, INC- CD OP CLINIC	19 Union Square W	Outpatient Clinic - Chem Depndncy	NA	NYS OASAS
812	56	T.R.I. CENTER, INC. - CD OP	1369 Broadway	Outpatient Clinic - Chem Depndncy	NA	NYS OASAS
1260	64	WEILL MEDICAL COLLEGE - CD OP	56 W 45 St	Outpatient Clinic - Chem Depndncy	NA	NYS OASAS
807	50	WOMEN IN NEED, INC. - CD OP CLINIC	115 W 31 St	Outpatient Clinic - Chem Depndncy	NA	NYS OASAS
785	7	EMPLOYMENT PROGRAM FOR RECOVERED ALCOHOLICS, INC.	261 W 35 St	Vocational Rehab Svc - Chem Depndncy	366 Clients/Year	NYC DOHMH

MENTAL HEALTH SERVICES

Residential

857	66	CUCS NYCDMH NY/NY I PRINCE GEORGE SUPPORTED SRO (E. 28TH ST)	14 E 28 St	Community-Based Residence - Mental Health	5 Beds	NYS OMH
1015	1	CUCS NYCDMH NY/NY I TIMES SQUARE SUPPORTED SRO (W. 43RD ST)	255 W 43 St	Community-Based Residence - Mental Health	210 Beds	NYS OMH

Non-Residential

831	30	BLANTON-PEALE INSTITUTE	3 W 29 St	Day Treatment - Mental Health	NA	NYS OMH
825	1	CENTER FOR ADULT PSYCHOTHERAPY	71 W 23 St	Day Treatment - Mental Health	NA	NYS OMH
1003	5	GREENBERG MANHATTAN WEST/YCL COUNSELING CENTER	135 W 50 St	Day Treatment - Mental Health	NA	NYS OMH
802	56	GREENWICH HOUSE MENTAL HEALTH PROGRAM	122 W 27 St	Day Treatment - Mental Health	NA	NYS OMH

**Selected Facilities and Program Sites
in New York City, release 2011.2**

MANHATTAN COMMUNITY DISTRICT 5

<u>Block</u>	<u>Lot</u>	<u>Facility Name</u>	<u>Facility Address</u>	<u>Facility Type</u>	<u>Capacity / Type</u>	<u>Oversight Agency</u>
<i>Non-Residential</i>						
857	38	JBFC PARK AVENUE SOUTH CHILD AND ADOLESCENT CLINIC	386 Park Ave S	Day Treatment - Mental Health	NA	NYS OMH
807	50	MCMURRAY CLINIC	115 W 31 St	Day Treatment - Mental Health	NA	NYS OMH
828	9	NAC MENTAL HEALTH CLINIC	37 W 26 St	Day Treatment - Mental Health	NA	NYS OMH
824	15	THE FIFTH AVENUE COUNSELING CENTER, INC.	50 W 23 St	Day Treatment - Mental Health	NA	NYS OMH
866	7501	THE RENFREW CENTER OF NEW YORK CLINIC TREATMENT PROGRAM	11 E 36 St	Day Treatment - Mental Health	NA	NYS OMH
833	11	VISITING NURSE MANHATTAN ACT PROGRAM	1250 Broadway	Intensive Psychiatric Rehab - Mental Health	68 Cert. Capacity	NYS OMH
784	60	BOWERY RESIDENTS' COMMITTEE - ADULT BCM	224 W 35 St	Emergency/Crisis Intervention - Mental Health	88 Cert. Capacity	NYS OMH
825	1	POSTGRADUATE CENTER FOR MENTAL HEALTH - C&Y BCM	71 W 23 St	Emergency/Crisis Intervention - Mental Health	44 Cert. Capacity	NYS OMH
825	1	POSTGRADUATE CENTER FOR MENTAL HEALTH- ADULT BCM	71 W 23 St	Emergency/Crisis Intervention - Mental Health	396 Cert. Capacity	NYS OMH
833	11	VISITING NURSE SERVICE OF NY - ADULT ICM - MANHATTAN	1250 Broadway	Emergency/Crisis Intervention - Mental Health	504 Cert. Capacity	NYS OMH
857	66	ACE - CSS	14 E 28 St	Respite Service - Mental Health	NA	NYS OMH
1020	49	THE ENCORE 49 RESIDENCE	220 W 49 St	Clinic Treatment - Mental Health	NA	NYS OMH
866	7501	RENFREW CENTER PARTIAL HOSPITALIZATION PROGRAM	11 E 36 St	Hospital Based Intensive Day Service - Mental Health	24 Cert. Capacity	NYS OMH
887	87	DROP-IN CENTER	120 E 32 St	Drop-In Center - Mental Health	363 Cert. Capacity	NYS OMH
887	87	GRAND CENTRAL NEIGHBRHD. MULTISERVICE CTR.	120 E 32 St	Drop-In Center - Mental Health	NA	NYS OMH
1020	49	ENCORE COMMUNITY SERVICES	220 W 49 St	On-Site Rehabilitation - Mental Health	NA	NYC DOHMH
807	22	ST. FRANCIS FRIENDS OF THE POOR, INC.	135 W 31 St	On-Site Rehabilitation - Mental Health	NA	NYC DOHMH
833	11	VISITING NURSE SERVICE OF NEW YORK	1250 Broadway	Assertive Community Treatment - Mental Health	83 Clients/Year	NYC DOHMH

DEVELOPMENTAL DISABILITIES SERVICES

**Selected Facilities and Program Sites
in New York City, release 2011.2**

MANHATTAN COMMUNITY DISTRICT 5

<u>Block</u>	<u>Lot</u>	<u>Facility Name</u>	<u>Facility Address</u>	<u>Facility Type</u>	<u>Capacity / Type</u>	<u>Oversight Agency</u>
Residential						
886	7503	ASSN F/HELP OF RETARDED CHILD.	127 E 30 St	Community Residence - Dev Disability	4 Beds	NYS OPWDD
886	7503	ASSN F/HELP OF RETARDED CHILD.	127 E 30 St	Community Residence - Dev Disability	6 Beds	NYS OPWDD
Non-Residential						
819	56	ASSOC FOR METROAREA AUTISTIC CHILDREN	25 W 17 St	Day Training - Dev Disability	30 Cert. Capacity	NYS OPWDD
819	56	ASSOCIATION FOR METROAREA AUTISTIC CHILDREN, INC.	25 W 17 St	Day Training - Dev Disability	246 Clients/Year	NYC DOHMH
839	60	JOB PATH, INC.	22 W 38 St	Day Training - Dev Disability	NA	NYS OPWDD
823	37	LIFESPIRE, INC.	162 5 Ave	Day Training - Dev Disability	NA	NYS OPWDD
825	24	LIFESPIRE, INC.	27 W 23 St	Day Training - Dev Disability	40 Cert. Capacity	NYS OPWDD
878	15	UCP OF NEW YORK CITY, INC.	122 E 23 St	Day Training - Dev Disability	60 Cert. Capacity	NYS OPWDD
878	65	UCP OF NEW YORK CITY, INC.	120 E 23 St	Day Training - Dev Disability	6 Cert. Capacity	NYS OPWDD
816	37	YOUNG ADULT INSTITUTE	84 5 Ave	Day Training - Dev Disability	NA	NYS OPWDD
874	4	YOUNG ADULT INSTITUTE	229 Park Ave S	Day Training - Dev Disability	NA	NYS OPWDD
878	1	INST.FOR THE PUERTO RICAN/HISPANIC ELDER	105 E 22 St	Senior Citizen/Geriatric Svc - Dev Disability	NA	NYS OPWDD
846	33	NYSARC INC. - NEW YORK CITY CHAPTER (AHRC)	200 Park Av S	Clinic Treatment - Dev Disability	2827 Clients/Year	NYC DOHMH
876	6	THE EPILEPSY INSTITUTE	257 Park Av S	Clinic Treatment - Dev Disability	2447 Clients/Year	NYC DOHMH
846	33	ASSN F/HELP OF RETARDED CHILD.	200 Park Ave S	Day Habilitation - Dev Disability	NA	NYS OPWDD
819	56	ASSOC FOR METROAREA AUTISTIC CHILDREN	25 W 17 St	Day Habilitation - Dev Disability	16 Cert. Capacity	NYS OPWDD
804	1	CENTER FOR FAMILY SUPPORT, INC. (THE)	333 7 Ave	Day Habilitation - Dev Disability	NA	NYS OPWDD
876	6	EPILEPSY INSTITUTE, INC.	257 Park Ave S	Day Habilitation - Dev Disability	12 Cert. Capacity	NYS OPWDD
803	7502	EPISCOPAL MISSION SOCIETY OF N.Y.	305 7 Ave	Day Habilitation - Dev Disability	6 Cert. Capacity	NYS OPWDD
803	7502	EPISCOPAL MISSION SOCIETY OF N.Y.	305 7 Ave	Day Habilitation - Dev Disability	NA	NYS OPWDD

**Selected Facilities and Program Sites
in New York City, release 2011.2**

MANHATTAN COMMUNITY DISTRICT 5

<u>Block</u>	<u>Lot</u>	<u>Facility Name</u>	<u>Facility Address</u>	<u>Facility Type</u>	<u>Capacity / Type</u>	<u>Oversight Agency</u>
<i>Non-Residential</i>						
839	60	JOB PATH, INC.	22 W 38 St	Day Habilitation - Dev Disability	45 Cert. Capacity	NYS OPWDD
825	24	LIFESPIRE, INC.	27 W 23 St	Day Habilitation - Dev Disability	65 Cert. Capacity	NYS OPWDD
825	24	LIFESPIRE, INC.	27 W 23 St	Day Habilitation - Dev Disability	72 Cert. Capacity	NYS OPWDD
835	41	LIFESPIRE, INC.	350 5 Av	Day Habilitation - Dev Disability	NA	NYS OPWDD
804	59	SINERGIA	134 W 29 St	Day Habilitation - Dev Disability	37 Cert. Capacity	NYS OPWDD
878	15	UCP OF NEW YORK CITY, INC.	122 E 23 St	Day Habilitation - Dev Disability	17 Cert. Capacity	NYS OPWDD
878	15	UCP OF NEW YORK CITY, INC.	122 E 23 St	Day Habilitation - Dev Disability	133 Cert. Capacity	NYS OPWDD
878	15	UCP OF NEW YORK CITY, INC.	122 E 23 St	Day Habilitation - Dev Disability	26 Cert. Capacity	NYS OPWDD
878	65	UCP OF NEW YORK CITY, INC.	120 E 23 St	Day Habilitation - Dev Disability	44 Cert. Capacity	NYS OPWDD
785	11	QUEENS SVCES. FOR AUTISTIC CITIZENS	253 W 35 St	Evaluation and Diagnosis - Dev Disability	NA	NYS OPWDD
874	17	EPILEPSY INSTITUTE, INC.	67 Irving Pl	Counseling and Crisis Intervention - Dev Disability	NA	NYS OPWDD
876	6	EPILEPSY INSTITUTE, INC.	257 Park Ave S	Counseling and Crisis Intervention - Dev Disability	NA	NYS OPWDD
828	9	NEW ALTERNATIVES FOR CHILDREN	37 W 26 St	Counseling and Crisis Intervention - Dev Disability	NA	NYS OPWDD
778	70	ASSN F/HELP OF RETARDED CHILD.	252-254 W 29 St	Supported Work/Employment Training - Dev Disability	NA	NYS OPWDD
846	33	ASSN F/HELP OF RETARDED CHILD.	200 Park Ave S	Supported Work/Employment Training - Dev Disability	NA	NYS OPWDD
804	1	CENTER FOR FAMILY SUPPORT, INC. (THE)	333 7 Ave	Supported Work/Employment Training - Dev Disability	NA	NYS OPWDD
785	1	CONTEMPORARY GUIDANCE SVCS INC	500 8 Ave	Supported Work/Employment Training - Dev Disability	NA	NYS OPWDD
862	29	EASTER SEALS NEW YORK	2 Park Ave	Supported Work/Employment Training - Dev Disability	NA	NYS OPWDD
876	6	EPILEPSY INSTITUTE, INC.	257 Park Ave S	Supported Work/Employment Training - Dev Disability	NA	NYS OPWDD
839	60	JOB PATH	22 W 38 ST	Supported Work/Employment Training - Dev Disability	1080 Clients/Year	NYC DOHMH
839	60	JOB PATH, INC.	22 W 38 St	Supported Work/Employment Training - Dev Disability	NA	NYS OPWDD
823	37	LIFESPIRE, INC.	162 5 Ave	Supported Work/Employment Training - Dev Disability	NA	NYS OPWDD
835	41	SPECIAL CITIZENS FUTURES UNLIMITED, INC.	350 5 Ave	Supported Work/Employment Training - Dev Disability	NA	NYS OPWDD

**Selected Facilities and Program Sites
in New York City, release 2011.2**

MANHATTAN COMMUNITY DISTRICT 5

<u>Block</u>	<u>Lot</u>	<u>Facility Name</u>	<u>Facility Address</u>	<u>Facility Type</u>	<u>Capacity / Type</u>	<u>Oversight Agency</u>
<i>Non-Residential</i>						
878	15	UCP OF NEW YORK CITY, INC.	122 E 23 St	Supported Work/Employment Training - Dev Disability	NA	NYS OPWDD
846	33	ASSN F/HELP OF RETARDED CHILD.	200 Park Ave S	Recreation - Dev Disability	NA	NYS OPWDD
819	56	ASSOCIATION FOR METROAREA AUTISTIC CHILDREN, INC.	25 W 17 St	Recreation - Dev Disability	509 Clients/Year	NYC DOHMH
876	6	EPILEPSY INSTITUTE, INC.	257 Park Ave S	Recreation - Dev Disability	NA	NYS OPWDD
998	7501	HOSPITAL AUDIENCES INC.	1540 Broadway	Recreation - Dev Disability	NA	NYS OPWDD
828	9	NEW ALTERNATIVES FOR CHILDREN	37 W 26 St	Recreation - Dev Disability	NA	NYS OPWDD
878	15	UCP OF NEW YORK CITY, INC.	122 E 23 St	Recreation - Dev Disability	NA	NYS OPWDD
878	15	UNITED CEREBRAL PALSY OF NEW YORK CITY, INC.	122 E 23 St	Recreation - Dev Disability	1040 Clients/Year	NYC DOHMH
874	4	YOUNG ADULT INSTITUTE	229 Park Ave S	Recreation - Dev Disability	NA	NYS OPWDD
DAYCARE AND RESIDENTIAL FACILITIES FOR CHILDREN						
<i>Residential</i>						
818	3	NEW YORK FOUNDLING HOSPITAL	590 Ave of the Americas	Foster Institution for Children	28 Beds	NYC ACS
818	3	NEW YORK FOUNDLING HOSPITAL	590 Ave of the Americas	Group Foster Residence for Children	8 Beds	NYC ACS
<i>Daycare and Headstart Facilities</i>						
819	56	A M A C, INC.	25 W 17 St	Group Day Care - Private	96 Children	NYC DOHMH
874	1	BARUCH COLLEGE EARLY LEARNING CENTER	104 E 19 St	Group Day Care - Private	30 Children	NYC DOHMH
1283	58	BRIGHT HORIZONS CHILDREN'S CENTER, INC.	18 E 48 St	Group Day Care - Private	18 Children	NYC DOHMH
1310	10	CENTRAL SYNAGOGUE	123 E 55 St	Group Day Care - Private	109 Children	NYC DOHMH
862	1	CHELSEA DAY SCHOOL INC.	319 Fifth Ave	Group Day Care - Private	120 Children	NYC DOHMH
816	59	CLOCKWORK LEARNING 15TH STREET LLC	30 W 15 St	Group Day Care - Private	26 Children	NYC DOHMH
816	59	CLOCKWORK LEARNING 15TH STREET LLC	30 W 15 St	Group Day Care - Private	26 Children	NYC DOHMH

**Selected Facilities and Program Sites
in New York City, release 2011.2**

MANHATTAN COMMUNITY DISTRICT 5

<u>Block</u>	<u>Lot</u>	<u>Facility Name</u>	<u>Facility Address</u>	<u>Facility Type</u>	<u>Capacity / Type</u>	<u>Oversight Agency</u>
<i>Daycare and Headstart Facilities</i>						
864	7502	G S U C CHILD DEVELOPMENT AND LEARNING CENTER, INC.	365 5 Ave	Group Day Care - Private	27 Children	NYC DOHMH
844	11	JACQUELYN MARKS	17 E 16 St	Group Day Care - Private	29 Children	NYC DOHMH
818	3	JOHN A. COLEMAN SCHOOL	590 Ave Of The Americas	Group Day Care - Private	113 Children	NYC DOHMH
833	18	MIDTOWN CARE INC.	38 W 32 St	Group Day Care - Private	9 Children	NYC DOHMH
833	18	MIDTOWN CARE,INC.	38 W 32 St	Group Day Care - Private	83 Children	NYC DOHMH
819	7502	PRESCHOOL OF AMERICA, LLC	600 6 Ave	Group Day Care - Private	46 Children	NYC DOHMH
819	7502	PRESCHOOL OF AMERICA,LLC	600 6 Ave	Group Day Care - Private	58 Children	NYC DOHMH
1019	1	QING SHENG WANG	780 8 Ave	Group Day Care - Private	33 Children	NYC DOHMH
1019	1	QING SHENG WANG	780 8 Ave	Group Day Care - Private	49 Children	NYC DOHMH
1305	1	ST. BARTHOLOMEW COMMUNITY PRE-SCHOOL	109 E 50 St	Group Day Care - Private	59 Children	NYC DOHMH
828	1	TUTOR TIME ON 6TH	776 6 Ave	Group Day Care - Private	92 Children	NYC DOHMH
828	1	TUTOR TIME ON 6TH	776 6 Ave	Group Day Care - Private	161 Children	NYC DOHMH
878	15	UNITED CEREBRAL PALSY OF N Y C INC.	122 E 23 St	Group Day Care - Private	84 Children	NYC DOHMH
1290	37	BRIGHT HORIZONS CHILD CARE CENTER, INC.	410 Park Ave	Group Day Care - Corporate	17 Children	NYC DOHMH
1003	29	BRIGHT HORIZONS CHILDREN'S CENTER	1271 Ave Of The Americas	Group Day Care - Corporate	15 Children	NYC DOHMH
1003	29	BRIGHT HORIZONS CHILDREN'S CENTER	1271 Ave Of The Americas	Group Day Care - Corporate	6 Children	NYC DOHMH
1280	10	BRIGHT HORIZONS CHILDREN'S CENTER INC.	200 Park Ave	Group Day Care - Corporate	20 Children	NYC DOHMH
856	24	BRIGHT HORIZONS CHILDREN'S CENTER, INC.	51 Madison Ave	Group Day Care - Corporate	15 Children	NYC DOHMH
995	5	BRIGHT HORIZONS CHILDREN'S CENTER, INC.	4 Times Square	Group Day Care - Corporate	14 Children	NYC DOHMH
1264	30	BRIGHT HORIZONS CHILDREN'S CENTER, INC.	600 Fifth Ave	Group Day Care - Corporate	18 Children	NYC DOHMH
1264	30	BRIGHT HORIZONS CHILDREN'S CENTER, INC.	600 Fifth Ave	Group Day Care - Corporate	15 Children	NYC DOHMH

**Selected Facilities and Program Sites
in New York City, release 2011.2**

MANHATTAN COMMUNITY DISTRICT 5

<u>Block</u>	<u>Lot</u>	<u>Facility Name</u>	<u>Facility Address</u>	<u>Facility Type</u>	<u>Capacity / Type</u>	<u>Oversight Agency</u>
<i>Daycare and Headstart Facilities</i>						
1280	10	BRIGHT HORIZONS CHILDREN'S CENTER, INC.	200 Park Ave	Group Day Care - Corporate	16 Children	NYC DOHMH
1283	58	BRIGHT HORIZONS CHILDREN'S CENTER, INC.	18 E 48 St	Group Day Care - Corporate	24 Children	NYC DOHMH
1308	7502	BRIGHT HORIZONS CHILDREN'S CENTER, INC.	399 Park Ave	Group Day Care - Corporate	14 Children	NYC DOHMH
1308	7502	BRIGHT HORIZONS CHILDREN'S CENTER, INC.	399 Park Ave	Group Day Care - Corporate	12 Children	NYC DOHMH
856	24	BRIGHT HORIZONS CHILDREN'S CENTERS, INC.	51 Madison Ave	Group Day Care - Corporate	16 Children	NYC DOHMH
995	5	BRIGHT HORIZONS CHILDREN'S CENTERS, INC.	4 Times Square	Group Day Care - Corporate	10 Children	NYC DOHMH
1267	22	BRIGHT HORIZONS CHILDREN'S CENTERS, INC.	75 Rockefeller Plz	Group Day Care - Corporate	72 Children	NYC DOHMH
1267	22	BRIGHT HORIZONS FAMILY SOLUTIONS	75 Rockefeller Plz	Group Day Care - Corporate	38 Children	NYC DOHMH
1002	1	CHILDREN FIRST, INC.	745 Seventh Ave	Group Day Care - Corporate	12 Children	NYC DOHMH
1002	1	CHILDREN FIRST, INC.	745 Seventh Ave	Group Day Care - Corporate	10 Children	NYC DOHMH
1290	37	LIPTON CORPORATE CHILD CARE INC.	410 Park Ave	Group Day Care - Corporate	10 Children	NYC DOHMH

FACILITIES FOR SENIORS

Senior Centers

1021	9	ENCORE LUNCHEON CLUB	239 W 49 St	Senior Center	8250 Av. Meals/Month	NYC DFTA
996	14	PROJECT FIND WOODSTOCK SENIOR CENTER	127 W 43 St	Senior Center	4140 Av. Meals/Month	NYC DFTA

RESIDENTIAL FACILITIES AND FOOD PROGRAMS FOR ADULTS AND FAMILIES

Residential

1020	49	ENCORE 49	220 W 49 St	State/City-Contracted Permanent Supportive SRO	79 Singles Units	NYC DHS
857	66	PRINCE GEORGE SRO	14 E 28 St	State/City-Contracted Permanent Supportive SRO	346 Singles Units	NYC DHS

**Selected Facilities and Program Sites
in New York City, release 2011.2**

MANHATTAN COMMUNITY DISTRICT 5

<u>Block</u>	<u>Lot</u>	<u>Facility Name</u>	<u>Facility Address</u>	<u>Facility Type</u>	<u>Capacity / Type</u>	<u>Oversight Agency</u>
<i>Residential</i>						
880	16	ST. FRANCIS I	125 E 24 St	State/City-Contracted Permanent Supportive SRO	85 Singles Units	NYC DHS
1015	1	TIMES SQUARE HOTEL	255 W 43 St	State/City-Contracted Permanent Supportive SRO	413 Singles Units	NYC DHS
996	14	WOODSTOCK HOTEL	127 W 43 St	State/City-Contracted Permanent Supportive SRO	280 Singles Units	NYC DHS
857	75	CHILDREN'S RESCUE FUND EAST	4 E 28 St	Family Homeless Facility - DHS Contracted	101 Family Units	NYC DHS
<i>Food Programs and Drop-In Centers</i>						
887	87	GRAND CENTRAL NEIGHBORHOOD SOCIAL SERVICE CORP	120 E 32 St	Soup Kitchen	NA	NA
828	9	NEW ALTERNATIVES FOR CHILDREN	37 W 26 St	Food Pantry	NA	NA
780	26	ST. JOHN'S BREAD OF LIFE	213 W 30 St	Food Pantry	NA	NA
1305	1	ST BARTHOLOMEWS CHURCH	108 E 51 St	Joint Soup Kitchen and Food Pantry	NA	NA
817	80	ST. FRANCIS XAVIER WELCOME TABLE	46 W 16 St	Joint Soup Kitchen and Food Pantry	NA	NA
887	87	MAINCHANCE DROP-IN CENTER	120 E 32 St	Drop-In Center (Homeless)	NA	NYC DHS
780	9	OLIVIERI CENTER DROP-IN	257 W 30 St	Drop-In Center (Homeless)	NA	NYC DHS