

# THIS IS OUR STATE



**Chris Relf**  
Senior QB




**Dan Mullen**  
Head Coach



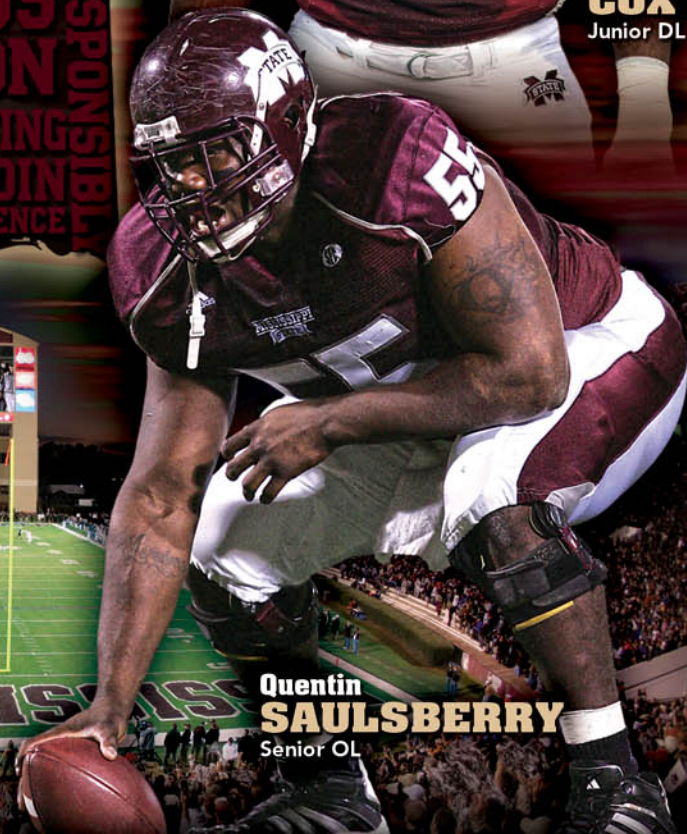
**Charles Mitchell**  
Senior DB



**Fletcher Cox**  
Junior DL



**Vick Ballard**  
Senior RB



**Quentin Saulsberry**  
Senior OL

MISSISSIPPI STATE FOOTBALL  
BULLDOGS  
RESPECT THE  
M  
MSU  
ATLANTA  
DAWGS  
MAROON AND WHITE  
AVIS WADE STADIUM  
T SCOTT FIELD  
TRADITION  
FOR BOWL  
E NTLESS  
VE JUNCTION  
EXCITING  
GRINDIN  
EXCELLENCE



GEORGIA - State got its first SEC win as Arceto Clark pulled in a 33-yard touchdown to seal the game against Georgia. The Bulldog defense began a string of dominant performances in the victory.



MEMPHIS - Redshirt freshman quarterback Tyler Russell was named SEC Freshman of the Week against Memphis, completing 13-16 passes for 256 yards and four touchdowns.



ALCORN STATE - Quarterback Chris Relf threw for a then-career-best 209 yards and two touchdowns and Chad Bumphis caught nine passes for 133 yards as State won its second-straight game.



HOUSTON - Junior Vick Ballard had a breakout day with 14 carries for 134 yards and three touchdowns against Houston.

HOUSTON - Sophomore DB Corey Broomfield had two interceptions against Houston, including a 27-yard interception return for a touchdown.

# 2010 SEASON HIGHLIGHTS



FLORIDA - The Bulldogs hung on to a 10-7 lead in the closing moments to push their win streak to four games and earn the team's first national ranking in nearly 10 years.




UAB - State won its fifth straight with a tight game against UAB. Redshirt freshman LaDarius Perkins saw his most extensive action, and rushed 18 times for 131 yards and scored a pair of TDs.

KENTUCKY - Vick Ballard broke a 54-yard run in the opening quarter and finished with 103 yards as State ran its winning streak to six games with a win over UK.

FLORIDA - Senior kicker Sean Bratchle opened the scoring with a 31-yard field goal in the first quarter.

EGG BOWL - LaDarius Perkins led a banged-up Bulldog squad to an Egg Bowl victory with 319 all-purpose yards - second highest total in school history.



EGG BOWL - Mississippi State won its second consecutive Egg Bowl for the first time since 1999.



GATOR BOWL - Quarterback Chris Relf threw for 281 yards and three touchdowns as State routed Michigan 52-14 to cap a nine-win season with a New Year's Day victory.

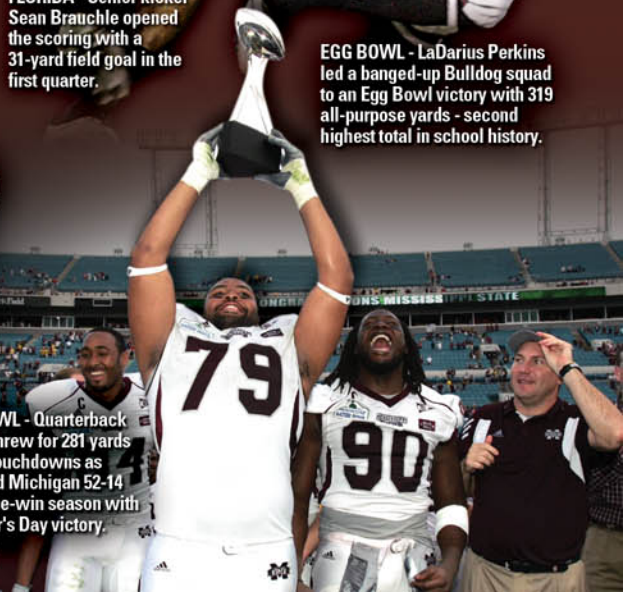






Table of Contents ..... 1  
 Mississippi State Quick Facts ..... 2  
 2011 Schedule ..... 2

## General Information

Media Information ..... 3-5  
 President Dr. Mark Keenum ..... 6  
 Director of Athletics Scott Stricklin ..... 7

## The 2011 Bulldogs

Numerical Roster ..... 8-9  
 Alphabetical Roster ..... 10-11  
 Depth Chart ..... 12  
 Roster Breakdown ..... 13  
 Player Bios ..... 14-54  
 Newcomers / Signees ..... 55-57

## The Coaches

Head Coach Dan Mullen ..... 58-60  
 Assistant Coaches ..... 61-71

## 2010 Season Recap

Season Statistics ..... 72-75  
 Game-By-Game Starters ..... 76  
 Career Games Played ..... 77  
 2010 Participation ..... 78-79  
 Team Game-By-Game Stats ..... 80  
 Individual Game-By-Game Stats ..... 81  
 Long Plays ..... 82  
 Last Time ..... 83-85

## Mississippi State Football History

All-Time Results ..... 86-92  
 Homecoming / Year-by-Year Records ..... 93  
 Conference Records ..... 94  
 Television Records ..... 95  
 Miscellaneous Records ..... 96  
 Streaks ..... 97  
 Series Records ..... 98-104  
 All-Time Assistant Coaches ..... 105  
 Letterwinners ..... 106-113  
 Honors ..... 114-117  
 Bulldogs in the NFL ..... 118-119

## Team Records

Season Records ..... 120-122  
 Game Records ..... 123-125

## Individual Records

Career Records ..... 126-129  
 Season Records ..... 130-136  
 Single-Game Records ..... 137-141

## Stadium Records

Attendance / Home Field Records ..... 142

## Bowl History

Bowl History ..... 143  
 Bowl Records ..... 144-145  
 Bowl Game Recaps ..... 146-159

## Mississippi State University

University Overview ..... 160





# QUICK FACTS

## GENERAL INFORMATION

Location ..... Starkville, Mississippi  
 Founded ..... February 28, 1878  
 Nickname ..... Bulldogs  
 Enrollment ..... 20,000  
 President ..... Dr. Mark Keenum  
 Faculty Athletics Representative ..... Dr. Steven Turner  
 Conference ..... Southeastern (West)  
 Colors ..... Maroon and White  
 Print Color ..... Maroon - PMS 202  
 Stadium ..... Davis Wade Stadium at Scott Field  
   Constructed ..... 1914  
   Capacity ..... 55,082  
   Playing Surface ..... Natural Grass (Prescription Athletic Turf)

## COACHING STAFF

Head Coach ..... Dan Mullen (Ursinus College, 1994)  
 Record at Mississippi State ..... 14-11, second season  
 Career Record ..... same  
 Assistant Coaches  
   Geoff Collins ..... Co-Defensive Coordinator/Linebackers  
   John Hevesy ..... Running Game Coordinator/Offensive Line  
   Tony Hughes ..... Recruiting Coordinator/Safeties  
   Greg Knox ..... Running Backs  
   Les Koenning ..... Offensive Coordinator/Quarterbacks  
   Angelo Miranda ..... Wide Receivers  
   Scott Sallach ..... Tight Ends  
   Melvin Smith ..... Cornerbacks/Nickels  
   Chris Wilson ..... Defensive Coordinator/Defensive Line  
 Graduate Assistants  
   Ryan McNamara ..... Defensive Graduate Assistant  
   Eric Stuedemann ..... Offensive Graduate Assistant  
 Support Staff  
   Matt Balis ..... Head Strength Coach  
   Jon Clark ..... Assistant AD/Football Operations  
   Brock Dulaney ..... Coord. of Film & Computing Services  
   Phil Silva ..... Equipment Manager

## FOOTBALL INFORMATION

2010 Overall Record ..... 9-4  
 2010 SEC Record/Finish ..... 4-4/5th (West)  
 Bowl ..... Gator (vs. Michigan, W, 52-14)  
 Offensive System ..... Multiple Spread  
 Defensive System ..... Multiple 4-3

Letterwinners Returning ..... 41  
   Offense ..... 21  
   Defense ..... 19  
   Specialty ..... 1  
 Letterwinners Lost ..... 24  
   Offense ..... 12  
   Defense ..... 10  
   Specialty ..... 2  
 Starters Returning ..... 15  
   Offense ..... 8  
   Defense ..... 7  
   Specialty ..... 0  
 Starters Lost ..... 9  
   Offense ..... 3  
   Defense ..... 4  
   Specialty ..... 2

## DEPARTMENT OF ATHLETICS

Director of Athletics ..... Scott Stricklin  
 Executive Associate AD/Internal Operations, CFO ..... Duncan McKenzie  
 Sr. Associate AD/Compliance ..... Bracky Brett  
 Sr. Associate AD/Women's Sports, Student-Athlete Services ..... Ann Carr  
 Sr. Associate AD/Development ..... Bo Hemphill  
 Sr. Associate AD/Media Relations, Corporate Development ..... Mike Nemeth  
 Sr. Associate AD/Bulldog Club, Ticket Operations ..... Mike Richey

## MEDIA RELATIONS

Football Contacts:  
   Joe Galbraith ..... Primary Football Contact  
   TBA ..... Secondary Football Contact  
 Staff:  
   Mike Nemeth ..... Sr. Associate AD  
   John R. Cade ..... Assistant AD  
   Joe Dier ..... Assistant Director  
   Gregg Ellis ..... Assistant Director  
   Brock Turnipseed ..... Assistant Director  
   Diane Keith ..... Administrative Secretary

## RADIO NETWORK

Company Name ..... Learfield Sports / Mississippi State Radio Network  
 Contact ..... Don Williams  
 Play by Play ..... Jim Ellis  
 Color Analyst ..... Matt Wyatt  
 Sideline Reporter ..... John Correro

## 2011 FOOTBALL SCHEDULE

Sept. 1 ..... at Memphis ..... Memphis, Tenn.  
 Sept. 10 \* ..... at Auburn ..... Auburn, Ala.  
 Sept. 15 \* ..... LSU ..... DAVIS WADE STADIUM  
 Sept. 24 ..... LOUISIANA TECH ..... DAVIS WADE STADIUM  
 Oct. 1 \* ..... at Georgia ..... Athens, Ga.  
 Oct. 8 ..... at UAB ..... Birmingham, Ala.  
 Oct. 15 \* ..... SOUTH CAROLINA ..... DAVIS WADE STADIUM  
 Oct. 29 \* ..... at Kentucky ..... Lexington, Ky.  
 Oct. 5 ..... TENNESSEE-MARTIN ..... DAVIS WADE STADIUM  
 Nov. 12 \* ..... ALABAMA ..... DAVIS WADE STADIUM  
 Nov. 19 \* ..... at Arkansas ..... Little Rock, Ark.  
 Nov. 26 \* ..... OLE MISS ..... DAVIS WADE STADIUM

Home Games In CAPS

\* Southeastern Conference games

## CREDITS

The 2011 Mississippi State Football Media Guide is a publication of the Mississippi State Athletic Department. It was written, edited and compiled by Joe Galbraith of the Mississippi State Athletic Media Relations Department. Editorial assistance by Mike Nemeth. Cover and background design by John Schaffhauser of Madison, Miss. Special thanks for the assistance and work done by Jay Middleton.

Research: Jay Middleton  
           Jan Blaine  
           Paul Hawkins  
           Andy King  
 Photography: Russ Houston (MSU University Relations)  
                   Mansel Guerry  
                   David Lann  
                   Bob Smith  
                   John R. Cade  
 Printing: Hederman Brothers (Ridgeland, Miss.)



# MEDIA INFORMATION



## MSU ATHLETIC MEDIA RELATIONS

Phone ..... (662) 325-2703  
Fax ..... (662) 325-2563  
Web Site ..... <http://www.mstateathletics.com>  
Mailing Address  
P.O. Box 5308  
Mississippi State, MS 39762  
Overnight Address  
Bryan Building  
Lakeview Drive  
Mississippi State, MS 39762

## MSU FOOTBALL CONTACTS

Joe Galbraith, Assistant Director of Media Relations  
jgalbraith@athletics.msstate.edu  
Cell: (662) 418-3970  
TBA, Assistant Director of Media Relations  
TBA@athletics.msstate.edu  
Office: (662) 325-0972 • Cell: TBA

## OTHER IMPORTANT PHONE NUMBERS

Davis Wade Stadium at Scott Field Press Box ..... (662) 325-3776  
MSU Football Office ..... (662) 325-2534  
Coordinator of Electronic Media ..... (662) 325-1332  
MSU Athletic Ticket Office ..... (662) 325-2600  
MSU Athletic Director's Office ..... (662) 325-8082  
Bulldog Club ..... (662) 325-3074  
University Information ..... (662) 325-2323

## PRESEASON MEDIA CONFERENCE

Mississippi State will hold its annual preseason media conference Monday, August 8, at 2 p.m., at the Bryan Athletic Administration Building media conference room. Head coach Dan Mullen will address the media and take questions for 30 minutes, after which selected players will be available for approximately 30 minutes for interview purposes in the Bryan Building. Contact the MSU Athletic Media Relations Office for specific player requests.

## DAN MULLEN INTERVIEWS

All interviews with head football coach Dan Mullen should be directed through the MSU Athletic Media Relations office. Please contact Joe Galbraith at 662-325-2703 to arrange an interview time.

Mullen has three scheduled interview opportunities during game-week and media representatives are encouraged to make use of these question-and-answer situations. Mullen is also generally available after practice, but media members must coordinate those opportunities through Galbraith.

## SUNDAY TELECONFERENCE (MSU - Begins Sept. 4)

MSU will conduct a Sunday teleconference with Coach Mullen at 12:00 noon (CT). This is generally a 30-minute conference call that reviews the previous week's game; however, the upcoming game's media is encouraged to use this opportunity to speak to the MSU head coach. Contact the MSU Media Relations office for the teleconference number.

## MONDAY PRESS CONFERENCE (MSU - Begins Aug. 29)

Coach Mullen will conduct a weekly media conference each Monday prior to an MSU game. The conference will be conducted at the Bryan Athletic Administration Building. Coach Mullen's press conference begins at 1:00 p.m. (CT). Selected players will be available following Mullen's presentation (at approximately 1:30 p.m.). To request specific players, media members must contact Jay Middleton in the MSU Media Relations Office (662-325-2703) by 3:00 p.m. the Sunday preceding each respective media conference.

## WEDNESDAY TELECONFERENCE (SEC - Begins Aug. 31)

Coach Mullen will join the league's other 11 coaches on the SEC's Wednesday teleconference. Coach Mullen's 10-minute segment is scheduled from 11:30-11:40 a.m. (CT). The teleconference phone number can be obtained by calling the SEC or the MSU Media Relations Office. The SEC provides an archived copy of the teleconference at [www.secsports.com](http://www.secsports.com) for media replay.

## WEEKLY PLAYER INTERVIEWS

Interviews with our players are encouraged; however, all interviews must be arranged through the Athletic Media Relations Office. This policy facilitates the orderly scheduling and completion of the desired interview. During game week, all player interviews need to be arranged at least 24 hours in advance. Please coordinate all requests with the MSU Athletic Media Relations office.

Players will be available at the press conference. No freshmen will be available to media until at least after the season-opening game.

MSU Athletic Media Relations will not supply the media home or cellular telephone numbers for Bulldog student-athletes. Likewise, training room, locker room and apartment/dormitory areas are considered private player areas and are off-limits to the media.

## PRACTICE COVERAGE

Several preseason practices will be open to media and the public, including videographers and photographers. All media members are encouraged to gather all practice footage needed at these open practice sessions. Unless otherwise announced, all other practice times will be closed to the media.

Contact the MSU Athletic Media Relations office to arrange any requests of assistant coaches. Players MAY NOT be interviewed after Tuesday night during a game week.

## MSU ON THE INTERNET

Visit the official Mississippi State Athletics home page on the Internet at: <http://www.mstateathletics.com>. The site provides updated statistics, game notes and other pertinent football information to visitors as well as live statistics and audio links for all of MSU's football games.

An abbreviated transcription of head football coach Dan Mullen's Monday press conference each week is available on MSU's athletic web site. The site carries Mullen's Monday press conference live for media members who subscribe to the site and cannot attend the conference in person. The website also covers selected preseason and game-week football practices, including post-practice interviews with the Bulldog head coach.

The site also offers up-to-date information on all of State's 16 varsity sports, including schedules and results, player and coach biographies as well as the latest news from the Mississippi State athletic program. Links to the NCAA, the Southeastern Conference and the other 11 SEC schools are also provided.

## MEDIA WILL CALL

A media will call window will be operated on game days at the Davis Wade Stadium at Scott Field Ticket Office (south end zone) for the distribution of credentials which have not been mailed. Proper ID will be required.

## MEDIA PARKING

A limited number of season and individual-game parking spaces reserved for the media are available near Davis Wade Stadium at Scott Field. Requests for media parking passes should be specified with credential requests. Due to space limitations, no motor homes, campers or oversized vehicles will be permitted in media parking. Parking pass requests for satellite trucks should be made at least one week in advance.

## HOTEL ROOMS

The Athletic Media Relations office has a limited number of rooms reserved for media use during the 2011 football season. As you make plans for this season and need assistance with accommodations, please contact our office as soon as possible.

## REAL-TIME INTERNET POLICY

Mississippi State retains the rights to the distribution of play-by-play, drive-by-drive, statistical material and photographs of Mississippi State football during and following game action, just as it retains the rights to the video and audio description of game action. All rights to the dissemination of audio, video and real-time material is granted on a contractual basis only. Failure to abide by these restrictions may result in revocation of press credentials.





# MEDIA INFORMATION

MISSISSIPPI STATE FOOTBALL WEEKLY MEDIA OPPORTUNITIES						
SUNDAY	MONDAY	TUESDAY	WEDNESDAY	THURSDAY	FRIDAY	SATURDAY
12 noon — Head Coach Teleconference  4 p.m. — Practice - Closed	1 p.m. — Press Conference (Bryan Building)  Requested players available following Mullen	4 p.m. — Practice  6:00 p.m. — Mullen, players available post- practice  *Player availability ends following Tuesday practice	11:30 a.m. — Mullen on SEC Teleconference  4 p.m. — Practice - Closed	4 p.m. — Practice - Closed  7 p.m. — Mullen Radio Show (Harvey's)	<b>No Media Opportunities</b>	<b>Gameday</b>  <b>Postgame</b> Mullen and selected players available following game in M-Club interview area.

## MEDIA CREDENTIALS

Arrangements for media credentials for Mississippi State's six home football games in 2011 must be made through the MSU Athletic Media Relations Office. Requests by accredited media members should be made through the SportsSystems online credentialing system. Please contact the MSU Athletic Media Relations office for any further questions.

Priority for the issuance of credentials will be given to daily newspapers, radio stations and television stations which cover MSU football on a regular basis. Due to space limitations, weekly publications, non-broadcasting radio representatives and on-line services may not be granted credentials. Student publications, radio stations and web sites that do not regularly cover MSU or its opponent, will be limited to one working media credential and/or one sideline photo pass, if applicable. Other credential requests will be filled on a space-available basis. Non-working spouses, dates, relatives, non-workers, and anyone 16 years of age or younger are not permitted in the press box. Media credential holders who violate this policy risk forfeiture of future credentials. Media credentials must be requested at least 48 hours prior to the requested game.

Media credential holders in the press box who are not actively covering the game, or credential wearers on the sideline who are not on assignment, will be asked to leave those respective areas. Press box or sideline security will be contacted should the credential wearer not comply. Credentials used in an unauthorized manner will be revoked immediately, and news organizations who allow credentials to fall into improper hands will have the credentials revoked for the remainder of the year or the succeeding year, at the university's discretion.

## PHOTOGRAPHERS/VIDEOGRAPHERS

MSU follows the guidelines established by the NCAA Communications Committee and the SEC regarding sideline control to insure the sideline is a working media area. The following guidelines are adhered to:


- 1.) Each photographer is required to wear an armband.
- 2.) Armbands must be secured at the photographer's credential pickup, at the base of the media elevator at Davis Wade Stadium at Scott Field. Display the photo credential to the media relations representative there and receive an armband with a corresponding number. Both the credential and the armband must be worn on the field.
- 3.) After kickoff, no photographers are permitted in the bench area, on the playing field, or in the 12-foot area between the photo limit line and sideline.
- 4.) In accordance with NCAA policies, no freelance photographers will be credentialed.
- 5.) Cutline writers, messengers and equipment carriers are not permitted in the sideline armband area. Photo assistants or others holding a "sideline" pass must remain out of the photo area immediately adjacent to the playing field. This will insure that photographers/videographers have the appropriate working area.
- 6.) Tripods are not permitted in the sideline armband area. Monopods are permissible.
- 7.) The areas behind the team benches are considered bench areas and are to be used only for the passage between the north and south sidelines. This area may not be used as a photo zone.

## POSTGAME INTERVIEWS

Mississippi State officials will recognize the NCAA's 10-minute cooling-off period following each MSU game this season, home and away. Head coach Dan Mullen and selected players will be available for postgame interview purposes following each game on the second floor of the Seal M-Club Center at the south end of Davis Wade Stadium at Scott Field. MSU players may not be approached on the field following games for interviews.

Mullen's portion of the press conference may also be viewed in the press box on the MSU TV Center channel on press box television monitors.

The visiting head coach and players will be available following the cooling-off period in the interview room adjacent to the visitor's locker room. This media opportunity will be coordinated by the visiting SID and Mississippi State Media Relations personnel.





# MEDIA INFORMATION



The Robert M. Hartley Press Box, named for longtime Mississippi State Sports Information Director and administrator Bob Hartley, is located on the 200 level of the west side of Davis Wade Stadium. To access the press box, enter Gate 5 on the west side of Davis Wade Stadium and take the media elevator to Level 2.

## PRESS BOX SERVICES

MSU provides ample work space in the 144-seat Bob Hartley Press Box for members of the print media as well as booth accommodations for radio networks and originating telecasts. Post-game work space is available in both the open-air seating area of the press box or in the climate-controlled work area adjacent to the seating area.

## STATISTICS

Complete individual and team stats, play-by-play and post-game quotes will be available to the media following each game. One hour prior to kickoff, media packets containing a game program, flipcard, updated stats and game notes will be distributed in the media working area.

An internal public address system will provide updated notes and information during the game. A post-game fax service is also available upon request.

## TELEPHONES

A limited number of telephones are available for media use in the press box on a first-come, first-served basis. Private lines are recommended for those working under tight deadlines and may be ordered through BellSouth (1-800-622-0644 [out of state] or 662-557-6000 [in Mississippi]). Instruct BellSouth personnel to install the line in the press box at Scott Field, B.S. Hood Drive, on the MSU campus.

Please notify the Media Relations office when ordering private lines so that phone line installation and seat location can be coordinated.

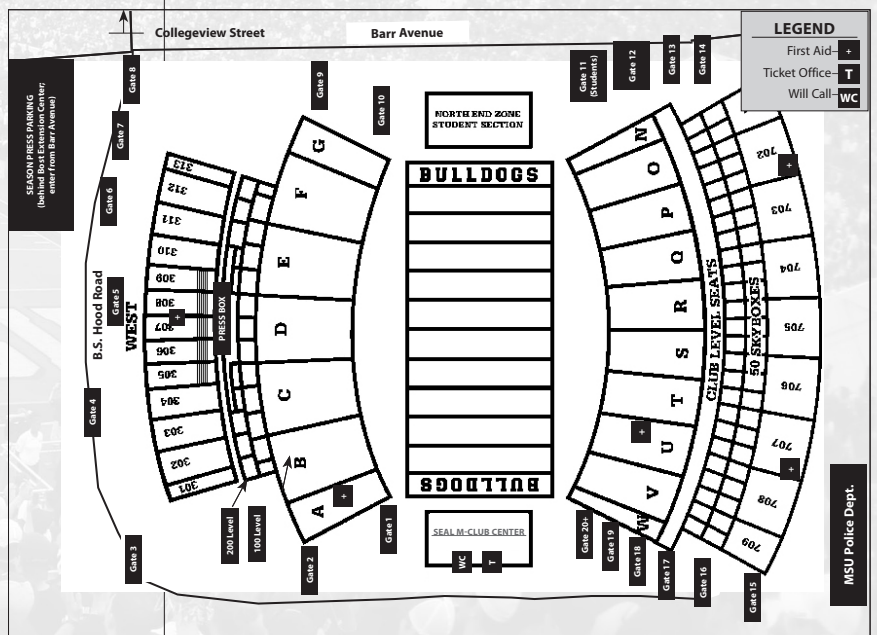
## ETHERNET/WIRELESS CONNECTIVITY

A limited number of Ethernet connections are available for photographic transmission in the climate-controlled area of the press box. These connections are assigned on a first-come, first-served basis to photographers requesting the service. All Ethernet lines are NOT reserved by any media entity and may be shared when not in use.

The press box is equipped with wireless internet access. To gain access to the wireless internet, media members must have a wireless card on their computer.

## MEALS

A pre-game meal is served in the Robert M. Hartley Press Box beginning approximately three hours before kickoff with a light snack available in the press box at halftime. A stub on your credential, or a season pass is required for the pre-game meal.







# UNIVERSITY PRESIDENT



## DR. MARK KEENUM University President Mississippi State, 1984

Dr. Mark Everett Keenum became Mississippi State's 19th president Jan. 5, 2009, following a distinguished public service career.

After completing his bachelor's and master's degrees in agricultural economics at Mississippi State, Dr. Keenum joined the university faculty in 1984 as a marketing specialist with the Mississippi Cooperative Extension Service. Two years later, he accepted a position as a research associate with the Mississippi Agricultural and Forestry Experiment Station at MSU.

He continued his education at the university, in 1988 receiving a doctorate in agricultural economics, and he joined the faculty of that department as an assistant professor/economist. During his professional tenure at Mississippi State, his primary research and extension work focused on the marketing and economics of aquaculture, specialty crops and forestry. He continued his faculty ties at the university 1997-2006 as an adjunct professor, teaching an annual course on agricultural legislative policy.

Prior to being named president of Mississippi State in November 2008, Dr. Keenum served as Under Secretary of the U.S. Department of Agriculture for two years, where he provided leadership and oversight for the Farm Service Agency, the Risk Management Agency and the Foreign Agricultural Service. The mission area, comprised of the three agencies, had a total operating budget of \$1.7 billion and approximately \$40 billion in program authority. The three agencies employed more than 16,500 people at more than 2,300 offices nationwide and 98 locations around the globe.

In 1989, Dr. Keenum joined the Washington, D.C., staff of U.S. Senator Thad Cochran as Legislative Assistant for Agriculture and Natural Resources. As Sen. Cochran's adviser on agricultural affairs, he worked on numerous issues important to U.S. agriculture, including the 1990, 1996, and 2002 Farm Bills. From 1996-2006, he served as Chief of Staff for Sen. Cochran. In this role, Dr. Keenum was the chief adviser to the senator on political, legislative and appropriations issues. He also was responsible for managing all administrative and legislative functions of Sen. Cochran's Washington, D.C., office and three Mississippi offices, including direct oversight of the U.S. Senate Committee on Agriculture, Nutrition, and Forestry and the U.S. Senate Committee on Appropriations.

Dr. Keenum and his wife Rhonda have four children.

### PROFESSIONAL EXPERIENCE

- 2009 - University President - Mississippi State University
- 2006-2008 U.S. Under Secretary  
Farm and Foreign Agricultural Services - Washington, D.C.
- 1997-2006 Adjunct Professor  
Department of Agricultural Economics - Mississippi State University
- 1996-2006 Chief of Staff  
Senator Thad Cochran - Washington, D.C.
- 1989-1996 Legislative Assistant - Agricultural and Natural Resources  
Senator Thad Cochran - Washington, D.C.
- 1987-1988 Assistant Professor/Economist  
Department of Agricultural Economics - Mississippi State University
- 1988 Ph.D. in Agricultural Economics - Mississippi State University
- 1986 Research Associate  
Mississippi Agricultural & Forestry Experiment Station - Mississippi State
- 1984 Marketing Specialist  
Mississippi Cooperative Extension Service - Mississippi State University
- 1983-84 M.A. Degree in Agricultural Economics  
Mississippi State University
- 1983-84 Teaching/Research Assistant  
Department of Agricultural Economics - Mississippi State University

### PERSONAL INFORMATION

**Birthplace:** Starkville, Miss.

**Hometown:** Corinth, Miss.

**Family:** Wife Rhonda; son Rett and daughters Torie, Katie and Mary Phillips





## SCOTT STRICKLIN

Director of Athletics

Mississippi State, 1992



Using more than two decades of intercollegiate experience in communications, fundraising and marketing, Scott Stricklin has continued to build upon the momentum of the Mississippi State fan base over his first year as the director of athletics.

From his first day on the job as Mississippi State's Athletic Director in May 2010, Stricklin, using the department's foundations of focusing on student-athletes, possessing great integrity and aggressively promoting Mississippi State University, has overseen a year in which the Bulldogs enjoyed both on and off the field successes unparalleled in more than a decade.

The 2010 Bulldog football team compiled nine victories including the second-consecutive Egg Bowl win and a rout over Michigan in the Gator Bowl. The men's tennis team claimed the Southeastern Conference Western Division title and posted its highest-ever team grade point average in the fall.

Bulldog student-athletes again excelled in the NCAA's Academic Progress Rate, with all 16 sports far exceeding the minimum standard and 15 of 16 squads improving upon their previous year total.

Stricklin has overseen planning for new facilities including the Mize Pavillion at Humphrey Coliseum, a new football practice and training complex as well as future expansion and upgrades to Davis Wade Stadium at Scott Field. The Bulldog Club has solicited gifts totaling more than \$20 million for the football facility, including a record \$12 million gift from the Seal Family.

Recently, The Bulldog Club announced the most ambitious fundraising drive in the athletic department's history – an initiative called "Today, Tomorrow, Forever. –to generate funding for new construction and upgrades to existing facilities.

In 2010, Mississippi State fans packed Davis Wade Stadium for every game, buying all available season tickets for the first time in school history. A record 384,995 Bulldog supporters turned out in 2010, and the school has created a waiting list that has topped 1,000 requests for season ticket purchases.

A 1992 graduate of Mississippi State, the Jackson, Miss., native's resume is highlighted by 23 years of experience on the collegiate level in various capacities at five different universities. The last two years, he's faithfully served as Senior Associate Athletics Director for External Affairs at his alma mater, overseeing fundraising, football and men's basketball scheduling, managing MSU's all-sport agreement with Adidas, facility planning, and serving as the administrative sport liaison for men's basketball and softball.

Prior to graduating from State, Stricklin's stint in the MSU media relations office included three seasons (1990-92) as the media contact for the nationally-renown baseball program. Upon graduation, he was named assistant media relations director.

He continued his climb up the ladder of success with stops at Auburn, Tulane and Baylor. In 2003, Stricklin returned to the Southeastern Conference at Kentucky and spent five seasons as the Associate AD for Media Relations, where he oversaw the day-to-day publicity of the tradition-rich Wildcat basketball program. It was his last stop before returning to Mississippi State in the spring of 2008.

Stricklin, 41, is married to the former Anne Howell, the youngest daughter of Basketball Hall of Fame member Bailey Howell. The couple has two daughters, Abby and Sophie.

### PROFESSIONAL EXPERIENCE

- 2010- Athletic Director - Mississippi State University
- 2008-2010 Senior Associate AD/External Affairs - Mississippi State University
- 2003-2007 Associate AD/Media Relations - University of Kentucky
- 1999-2003 Assistant AD/Communications and Marketing - Baylor University
- 1998 Assistant Athletic Director/Media Relations - Tulane University
- 1993-1998 Associate Media Relations Director - Auburn University
- 1990-1992 Assistant Media Relations Director - Mississippi State University

### PERSONAL INFORMATION

**Birthplace:** Jackson, Miss.

**Hometown:** Starkville, Miss.

**Family:** Wife Anne; daughters Abby and Sophie







# NUMERICAL ROSTER

No.	Name	Pos.	Ht.	Wt.	Cl.	Exp.	Hometown (Last School)
1	Chad Bumphis	WR	5-11	200	Jr.	2L	Tupelo, Miss. (Tupelo)
2	Robert Elliott	RB	6-2	210	Sr.	3L	Okolona, Miss. (Okolona)
3	Brandon Heavens	WR	5-10	175	Jr.	2L	Bessemer, Ala. (Jess Lanier)
4	Charles Mitchell	DB	5-11	205	Sr.	3L	Clarksdale, Miss. (Clarksdale)
5	Nickoe Whitley	DB	6-1	200	So.	1L	Jackson, Miss. (Provine)
6	Dylan Favre	QB	5-10	195	RFr.	RS	Kiln, Miss. (St. Stanislaus)
7	Wade Bonner	DB	5-10	195	Sr.	3L	Mason, Tenn. (Fayette Ware)
8	Chris Smith	WR	6-2	205	Jr.	2L	Meridian, Miss. (Meridian)
9	Brandon Maye	LB	6-2	235	Sr.	TR	Mobile, Ala. (Clemson)
10	Cameron Lawrence	LB	6-2	230	Jr.	2L	Coldwater, Miss. (Magnolia Heights)
11	Asian Ruff	ATH	6-2	180	RFr.	RS	Fulton, Miss. (Itawamba Agricultural)
11	Ricco Sanders	WR	6-0	190	So.	1L	Duncan, S.C. (Byrnes)
12	Chris Hughes	LB	6-1	215	So.	1L	Mobile, Ala. (Davidson)
13	Johnthan Banks	DB	6-2	185	Jr.	2L	Maben, Miss. (East Webster)
14	Chris Relf	QB	6-4	245	Sr.	2L	Montgomery, Ala. (Carver)
15	Dak Prescott	QB	6-2	225	Fr.	HS	Haughton, La. (Haughton)
16	Jameon Lewis	WR	5-9	185	RFr.	RS	Tylertown, Miss. (Tylertown)
16	Ivan Muniz	ATH	6-0	200	RFr.	RS	Houston, Texas (Cypress Creek)
17	Tyler Russell	QB	6-4	220	So.	1L	Meridian, Miss. (Meridian)
18	Brandon Hill	TE	6-2	240	RFr.	RS	Columbus, Miss. (West Lowndes)
19	Arceto Clark	WR	5-10	180	Jr.	2L	Verona, Miss. (Shannon)
20	Louis Watson	DB	5-11	185	Jr.	2L	Mobile, Ala. (St. Paul's Episcopal)
22	Matthew Wells	LB	6-2	215	RFr.	RS	Monticello, Miss. (Lawrence County)
23	Sylvester Hemphill	FB	5-11	235	Jr.	2L	Olive Branch, Miss. (Olive Branch)
24	Jamerson Love	DB	5-10	175	RFr.	RS	Aberdeen, Miss. (Aberdeen)
25	Corey Broomfield	DB	5-10	180	Jr.	2L	Palm Bay, Fla. (Bayside)
26	Damein Anderson	DB	5-11	195	Sr.	3L	Hazlehurst, Miss. (Hazlehurst)
27	LaDarius Perkins	RB	5-10	185	So.	1L	Greenville, Miss. (St. Joseph)
28	Vick Ballard	RB	5-11	220	Sr.	1L	Pascagoula, Miss. (Mississippi Gulf Coast CC)
29	Nick Griffin	RB	6-0	215	RFr.	RS	New Augusta, Miss. (Perry Central)
30	Jay Hughes	DB	5-11	185	RFr.	RS	Hattiesburg, Miss. (Oak Grove)
31	Sam Williams	WR	6-1	200	So.	1L	Brandon, Miss. (Northwest Rankin)
32	Marcus Green	TE	6-1	240	Sr.	2L	Scooba, Miss. (Kemper County)
33	Jamie Jones	LB	6-0	240	Sr.	3L	Springdale, Ark. (Springdale)
35	Adrian Marcus	FB	5-10	235	So.	1L	Alabaster, Ala. (Thompson)
37	Taveze Calhoun	DB	6-1	175	Fr.	HS	Morton, Miss. (Morton)
38	Dee Arrington	DB	6-1	210	Fr.	HS	Wiggins, Miss. (Stone County)
39	Baker Swedenburg	P	6-0	185	So.	SQ	Columbus, Miss. (Heritage Academy)
40	Derek DePasquale	K	5-8	180	Sr.	2L	The Woodlands, Texas (Colorado School of Mines)
41	Marvin Bure	DB	5-9	190	Sr.	1L	Vicksburg, Miss. (Vicksburg)
42	Derek Milton	RB	6-0	200	Fr.	HS	Pineville, La. (Hargrave [Va.] Military Academy)
43	William Berg	P	5-9	195	Jr.	SQ	Nashville, Tenn.
43	William Shumpert	FB	5-11	240	So.	SQ	Fulton, Miss. (Itawamba Agricultural)
44	Christian Holmes	LB	6-2	225	RFr.	RS	Puckett, Miss. (Puckett)
45	Zachary Jackson	DB	6-1	205	Fr.	HS	Heidelberg, Miss. (Heidelberg)
46	Kendrick Market	WR	5-10	185	Fr.	HS	Batesville, Miss. (South Panola)
47	Darius Slay	DB	6-1	190	Jr.	TR	Brunswick, Ga. (Itawamba [Miss.] CC)
48	Randy Moulds	ATH	6-0	185	RFr.	RS	Sumter, S.C. (Crestwood)
49	Jonathan Phillips	ATH	6-0	195	Sr.	SQ	Starkville, Miss. (U.S. Army)
50	Benardrick McKinney	LB	6-4	220	Fr.	HS	Tunica, Miss. (Rosa Fort)



# NUMERICAL ROSTER



No.	Name	Pos.	Ht.	Wt.	Cl.	Exp.	Hometown (Last School)
51	Deontae Skinner	LB	6-2	245	So.	1L	Macon, Miss. (Noxubee County)
52	Ferlando Bohanna	LB	6-0	230	RFr.	RS	Memphis, Tenn. (Whitehaven)
53	Brian Egan	K	5-10	205	So.	SQ	Prattville, Ala. (Western Illinois)
53	Tavelle Marion	ATH	5-11	235	Jr.	SQ	Madison, Miss. (Hinds County CC)
54	Trevor Stigers	DL	6-5	245	Jr.	2L	Ridgeland, Miss. (Ridgeland)
55	Quentin Saulsberry	OL	6-2	300	Sr.	3L	Coldwater, Miss. (Independence)
56	Corvell Harrison-Gay	DL	6-1	255	So.	1L	Laurel, Miss. (Northeast Jones)
57	Ethan McKee	ATH	6-0	225	RFr.	RS	Meridian, Miss. (West Lauderdale)
58	Brandon Wilson	LB	6-1	240	Sr.	1L	Tuscaloosa, Ala. (Northridge)
59	Archie Muniz	OL	6-4	290	RFr.	RS	Houston, Texas (Cypress Creek)
60	Devin Jones	DL	6-0	260	Jr.	2L	Olive Branch, Miss. (DeSoto Central)
61	Gabe Jackson	OL	6-4	320	So.	1L	Liberty, Miss. (Amite County)
62	Addison Lawrence	OL	6-4	300	Sr.	3L	Coldwater, Miss. (Magnolia Heights)
63	Dillon Day	OL	6-4	295	RFr.	RS	West Monroe, La. (West Monroe)
64	Eric Lawson	OL	6-5	300	RFr.	RS	Olive Branch, Miss. (Olive Branch)
65	Daniel Knox	OL	6-5	275	Fr.	HS	Collinsville, Miss. (West Lauderdale Attend. Center)
66	Ben Beckwith	ATH	6-3	305	RFr.	RS	Benton, Miss. (Benton Academy)
66	Corey Sanders	ATH	5-10	210	RFr.	RS	Forest, Miss. (Scott County)
67	Tobias Smith	OL	6-3	305	Jr.	1L	Columbus, Miss. (Columbus)
68	Templeton Hardy	OL	6-4	305	Jr.	SQ	Como, Miss. (North Panola)
69	Corbin Stewart	ATH	6-3	270	RFr.	RS	Birmingham, Ala. (Briarwood Christian)
70	Justin Malone	OL	6-6	330	Fr.	HS	Madison, Miss. (Madison-Ridgeland Academy)
71	Sam Watts	OL	6-4	300	So.	SQ	Conyers, Ga. (Salem)
73	Paul Thompson	ATH	6-3	280	RFr.	RS	Madison, N.J. (Hargrave Military Academy)
75	Blaine Clausell	OL	6-7	295	RFr.	RS	Mobile, Ala. (Baker)
76	Joey Trapp	OL	6-3	300	Jr.	TR	Rolling Hills, Calif. (Los Angeles Harbor CC)
77	James Carmon	OL	6-7	320	Sr.	1L	Baltimore, Md. (Mississippi Gulf Coast CC)
78	Damien Robinson	OL	6-6	310	RFr.	RS	Olive Branch, Miss. (Olive Branch)
79	Nick Redmond	OL	6-5	305	Fr.	HS	Gulfport, Miss. (Harrison Central)
80	Malcolm Johnson	WR	6-2	225	RFr.	RS	Tuscaloosa, Ala. (Northridge)
81	Robert Johnson	WR	6-0	215	RFr.	RS	Hattiesburg, Miss. (Oak Grove)
82	Rufus Warren	TE	6-5	250	Fr.	HS	Indianola, Miss. (Gentry)
84	Reed Gordon	SN	6-4	220	RFr.	RS	Vicksburg, Miss. (Porter's Chapel Academy)
85	Sheldon Evans	ATH	6-0	180	So.	SQ	Waynesboro, Miss. (Wayne County)
85	Joe Morrow	WR	6-4	205	Fr.	HS	Ocean Springs, Miss. (Ocean Springs)
86	Michael Carr	WR	6-0	200	So.	1L	West Point, Miss. (West Point)
87	Devin Fosselman	WR	5-10	190	Fr.	HS	Woodville, Miss. (Wilkinson County)
88	Kendrick Cook	TE	6-1	255	Sr.	3L	Attala, Ala. (Etowah)
89	Allen Tolbert	ATH	6-0	230	Jr.	SQ	Duluth, Ga. (Northview)
90	John Harris	DL	6-4	225	Fr.	HS	Boynton Beach, Fla. (Boynton Beach Community)
91	Preston Smith	DL	6-5	235	Fr.	HS	Stone Mountain, Ga. (Stephenson)
92	Kaleb Eulls	DL	6-4	280	RFr.	RS	Yazoo City, Miss. (Yazoo County)
93	P.J. Jones	DL	6-2	275	Fr.	HS	Tupelo, Miss. (Tupelo)
94	Fletcher Cox	DL	6-4	295	Jr.	2L	Yazoo City, Miss. (Yazoo City)
95	James Maiden	DL	6-4	270	Fr.	HS	Woodville, Miss. (Wilkinson County)
96	Shane McCardell	DL	6-5	265	Jr.	2L	Beaumont, Texas (West Brook)
97	Josh Boyd	DL	6-3	295	Jr.	2L	Philadelphia, Miss. (Philadelphia)
98	Curtis Virges	DL	6-3	300	RFr.	RS	West Point, Miss. (West Point)
99	Sean Ferguson	DL	6-3	255	Sr.	3L	Miami, Fla. (Norland)





# ALPHABETICAL ROSTER

No.	Name	Pos.	Ht.	Wt.	Cl.	Exp.	Hometown (Last School)
26	Damein Anderson	DB	5-11	195	Sr.	3L	Hazlehurst, Miss. (Hazlehurst)
38	Dee Arrington	DB	6-1	210	Fr.	HS	Wiggins, Miss. (Stone County)
28	Vick Ballard	RB	5-11	220	Sr.	1L	Pascagoula, Miss. (Mississippi Gulf Coast CC)
13	Johnthan Banks	DB	6-2	185	Jr.	2L	Maben, Miss. (East Webster)
66	Ben Beckwith	ATH	6-3	305	RFr.	RS	Benton, Miss. (Benton Academy)
43	William Berg	P	5-9	195	Jr.	SQ	Nashville, Tenn.
52	Ferlando Bohanna	LB	6-0	230	RFr.	RS	Memphis, Tenn. (Whitehaven)
7	Wade Bonner	DB	5-10	195	Sr.	3L	Mason, Tenn. (Fayette Ware)
97	Josh Boyd	DL	6-3	295	Jr.	2L	Philadelphia, Miss. (Philadelphia)
25	Corey Broomfield	DB	5-10	180	Jr.	2L	Palm Bay, Fla. (Bayside)
1	Chad Bumphis	WR	5-11	200	Jr.	2L	Tupelo, Miss. (Tupelo)
41	Marvin Bure	DB	5-9	190	Sr.	1L	Vicksburg, Miss. (Vicksburg)
37	Taveze Calhoun	DB	6-1	175	Fr.	HS	Morton, Miss. (Morton)
77	James Carmon	OL	6-7	320	Sr.	1L	Baltimore, Md. (Mississippi Gulf Coast CC)
86	Michael Carr	WR	6-0	200	So.	1L	West Point, Miss. (West Point)
19	Arceto Clark	WR	5-10	180	Jr.	2L	Verona, Miss. (Shannon)
75	Blaine Clausell	OL	6-7	295	RFr.	RS	Mobile, Ala. (Baker)
88	Kendrick Cook	TE	6-1	255	Sr.	3L	Attalla, Ala. (Etowah)
94	Fletcher Cox	DL	6-4	295	Jr.	2L	Yazoo City, Miss. (Yazoo City)
63	Dillon Day	OL	6-4	295	RFr.	RS	West Monroe, La. (West Monroe)
40	Derek DePasquale	K	5-8	180	Sr.	2L	The Woodlands, Texas (Colorado School of Mines)
53	Brian Egan	K	5-10	205	So.	SQ	Prattville, Ala. (Western Illinois)
2	Robert Elliott	RB	6-2	210	Sr.	3L	Okolona, Miss. (Okolona)
92	Kaleb Eulls	DL	6-4	280	RFr.	RS	Yazoo City, Miss. (Yazoo County)
85	Sheldon Evans	ATH	6-0	180	So.	SQ	Waynesboro, Miss. (Wayne County)
6	Dylan Favre	QB	5-10	195	RFr.	RS	Kiln, Miss. (St. Stanislaus)
99	Sean Ferguson	DL	6-3	255	Sr.	3L	Miami, Fla. (Norland)
87	Devin Fosselman	WR	5-10	190	Fr.	HS	Woodville, Miss. (Wilkinson County)
84	Reed Gordon	SN	6-4	220	RFr.	RS	Vicksburg, Miss. (Porter's Chapel Academy)
32	Marcus Green	TE	6-1	240	Sr.	2L	Scooba, Miss. (Kemper County)
29	Nick Griffin	RB	6-0	215	RFr.	RS	New Augusta, Miss. (Perry Central)
68	Templeton Hardy	OL	6-4	305	Jr.	SQ	Como, Miss. (North Panola)
90	John Harris	DL	6-4	225	Fr.	HS	Boynton Beach, Fla. (Boynton Beach Community)
56	Corvell Harrison-Gay	DL	6-1	255	So.	1L	Laurel, Miss. (Northeast Jones)
3	Brandon Heavens	WR	5-10	175	Jr.	2L	Bessemer, Ala. (Jess Lanier)
23	Sylvester Hemphill	FB	5-11	235	Jr.	2L	Olive Branch, Miss. (Olive Branch)
18	Brandon Hill	TE	6-2	240	RFr.	RS	Columbus, Miss. (West Lowndes)
44	Christian Holmes	LB	6-2	225	RFr.	RS	Puckett, Miss. (Puckett)
12	Chris Hughes	LB	6-1	215	So.	1L	Mobile, Ala. (Davidson)
30	Jay Hughes	DB	5-11	185	RFr.	RS	Hattiesburg, Miss. (Oak Grove)
61	Gabe Jackson	OL	6-4	320	So.	1L	Liberty, Miss. (Amite County)
45	Zachary Jackson	DB	6-1	205	Fr.	HS	Heidelberg, Miss. (Heidelberg)
80	Malcolm Johnson	WR	6-2	225	RFr.	RS	Tuscaloosa, Ala. (Northridge)
81	Robert Johnson	WR	6-0	215	RFr.	RS	Hattiesburg, Miss. (Oak Grove)
60	Devin Jones	DL	6-0	260	Jr.	2L	Olive Branch, Miss. (DeSoto Central)
33	Jamie Jones	LB	6-0	240	Sr.	3L	Springdale, Ark. (Springdale)
93	P.J. Jones	DL	6-2	275	Fr.	HS	Tupelo, Miss. (Tupelo)
65	Daniel Knox	OL	6-5	275	Fr.	HS	Collinsville, Miss. (West Lauderdale Attend. Center)
62	Addison Lawrence	OL	6-4	300	Sr.	3L	Coldwater, Miss. (Magnolia Heights)
10	Cameron Lawrence	LB	6-2	230	Jr.	2L	Coldwater, Miss. (Magnolia Heights)



# ALPHABETICAL ROSTER



No.	Name	Pos.	Ht.	Wt.	Cl.	Exp.	Hometown (Last School)
64	Eric Lawson	OL	6-5	300	RFr.	RS	Olive Branch, Miss. (Olive Branch)
16	Jameon Lewis	WR	5-9	185	RFr.	RS	Tylertown, Miss. (Tylertown)
24	Jamerson Love	DB	5-10	175	RFr.	RS	Aberdeen, Miss. (Aberdeen)
95	James Maiden	DL	6-4	270	Fr.	HS	Woodville, Miss. (Wilkinson County)
70	Justin Malone	OL	6-6	330	Fr.	HS	Madison, Miss. (Madison-Ridgeland Academy)
35	Adrian Marcus	FB	5-10	235	So.	1L	Alabaster, Ala. (Thompson)
53	Tavelle Marion	ATH	5-11	235	Jr.	SQ	Madison, Miss. (Hinds County CC)
46	Kendrick Market	WR	5-10	185	Fr.	HS	Batesville, Miss. (South Panola)
9	Brandon Maye	LB	6-2	235	Sr.	TR	Mobile, Ala. (Clemson)
96	Shane McCardell	DL	6-5	265	Jr.	2L	Beaumont, Texas (West Brook)
57	Ethan McKee	ATH	6-0	225	RFr.	RS	Meridian, Miss. (West Lauderdale)
50	Benardrick McKinney	LB	6-4	220	Fr.	HS	Tunica, Miss. (Rosa Fort)
42	Derek Milton	RB	6-0	200	Fr.	HS	Pineville, La. (Hargrave [Va.] Military Academy)
4	Charles Mitchell	DB	5-11	205	Sr.	3L	Clarksdale, Miss. (Clarksdale)
85	Joe Morrow	WR	6-4	205	Fr.	HS	Ocean Springs, Miss. (Ocean Springs)
48	Randy Moulds	ATH	6-0	185	RFr.	RS	Sumter, S.C. (Crestwood)
59	Archie Muniz	OL	6-4	290	RFr.	RS	Houston, Texas (Cypress Creek)
16	Ivan Muniz	ATH	6-0	200	RFr.	RS	Houston, Texas (Cypress Creek)
27	LaDarius Perkins	RB	5-10	185	So.	1L	Greenville, Miss. (St. Joseph)
49	Jonathan Phillips	ATH	6-0	195	Sr.	SQ	Starkville, Miss. (U.S. Army)
15	Dak Prescott	QB	6-2	225	Fr.	HS	Haughton, La. (Haughton)
79	Nick Redmond	OL	6-5	305	Fr.	HS	Gulfport, Miss. (Harrison Central)
14	Chris Relf	QB	6-4	245	Sr.	2L	Montgomery, Ala. (Carver)
78	Damien Robinson	OL	6-6	310	RFr.	RS	Olive Branch, Miss. (Olive Branch)
11	Asian Ruff	ATH	6-2	180	RFr.	RS	Fulton, Miss. (Itawamba Agricultural)
17	Tyler Russell	QB	6-4	220	So.	1L	Meridian, Miss. (Meridian)
66	Corey Sanders	ATH	5-10	210	RFr.	RS	Forest, Miss. (Scott County)
11	Ricco Sanders	WR	6-0	190	So.	1L	Duncan, S.C. (Byrnes)
55	Quentin Saulsberry	OL	6-2	300	Sr.	3L	Coldwater, Miss. (Independence)
43	William Shumpert	FB	5-11	240	So.	SQ	Fulton, Miss. (Itawamba Agricultural)
51	Deontae Skinner	LB	6-2	245	So.	1L	Macon, Miss. (Noxubee County)
47	Darius Slay	DB	6-1	190	Jr.	TR	Brunswick, Ga. (Itawamba [Miss.] CC)
8	Chris Smith	WR	6-2	205	Jr.	2L	Meridian, Miss. (Meridian)
91	Preston Smith	DL	6-5	235	Fr.	HS	Stone Mountain, Ga. (Stephenson)
67	Tobias Smith	OL	6-3	305	Jr.	1L	Columbus, Miss. (Columbus)
69	Corbin Stewart	ATH	6-3	270	RFr.	RS	Birmingham, Ala. (Briarwood Christian)
54	Trevor Stigers	DL	6-5	245	Jr.	2L	Ridgeland, Miss. (Ridgeland)
39	Baker Swedenburg	P	6-0	185	So.	SQ	Columbus, Miss. (Heritage Academy)
73	Paul Thompson	ATH	6-3	280	RFr.	RS	Madison, N.J. (Hargrave Military Academy)
89	Allen Tolbert	ATH	6-0	230	Jr.	SQ	Duluth, Ga. (Northview)
76	Joey Trapp	OL	6-3	300	Jr.	TR	Rolling Hills, Calif. (Los Angeles Harbor CC)
98	Curtis Virges	DL	6-3	300	RFr.	RS	West Point, Miss. (West Point)
82	Rufus Warren	TE	6-5	250	Fr.	HS	Indianola, Miss. (Gentry)
20	Louis Watson	DB	5-11	185	Jr.	2L	Mobile, Ala. (St. Paul's Episcopal)
71	Sam Watts	OL	6-4	300	So.	SQ	Conyers, Ga. (Salem)
22	Matthew Wells	LB	6-2	215	RFr.	RS	Monticello, Miss. (Lawrence County)
5	Nickoe Whitley	DB	6-1	200	So.	1L	Jackson, Miss. (Provine)
31	Sam Williams	WR	6-1	200	So.	1L	Brandon, Miss. (Northwest Rankin)
58	Brandon Wilson	LB	6-1	240	Sr.	1L	Tuscaloosa, Ala. (Northridge)





# DEPTH CHART

## OFFENSE

<b>WR</b>	<b>19</b>	<b>ARCETO CLARK</b>	<b>5-10</b>	<b>180</b>	<b>JR.</b>
	86	Michael Carr	6-1	195	So.
<b>WR</b>	<b>1</b>	<b>CHAD BUMPHIS</b>	<b>5-10</b>	<b>200</b>	<b>JR.</b>
	3	Brandon Heavens	5-10	175	Jr.
<b>WR</b>	<b>8</b>	<b>CHRIS SMITH</b>	<b>6-2</b>	<b>205</b>	<b>JR.</b>
	11	Ricco Sanders	5-11	190	So.
<b>LT</b>	<b>77</b>	<b>JAMES CARMON</b>	<b>6-7</b>	<b>330</b>	<b>SR.</b>
<b>-OR-</b>	<b>75</b>	<b>BLAINE CLAUSELL</b>	<b>6-7</b>	<b>295</b>	<b>RFR.</b>
<b>LG</b>	<b>61</b>	<b>GABE JACKSON</b>	<b>6-4</b>	<b>310</b>	<b>SO.</b>
	68	Templeton Hardy	6-3	300	Jr.
<b>C</b>	<b>55</b>	<b>QUENTIN SAULSBERRY</b>	<b>6-2</b>	<b>300</b>	<b>SR.</b>
	63	Dillon Day	6-4	285	RFr.
<b>RG</b>	<b>67</b>	<b>TOBIAS SMITH</b>	<b>6-3</b>	<b>305</b>	<b>JR.</b>
	78	Damien Robinson	6-8	310	RFr.
<b>RT</b>	<b>62</b>	<b>ADDISON LAWRENCE</b>	<b>6-4</b>	<b>290</b>	<b>SR.</b>
	59	Archie Muniz	6-5	275	RFr.
<b>TE</b>	<b>32</b>	<b>MARCUS GREEN</b>	<b>6-1</b>	<b>240</b>	<b>SR.</b>
	88	Kendrick Cook	6-3	250	Sr.
<b>RB</b>	<b>28</b>	<b>VICK BALLARD</b>	<b>5-11</b>	<b>215</b>	<b>SR.</b>
	27	LaDarius Perkins	5-10	190	So.
	2	Robert Elliott	6-0	210	Sr.
<b>QB</b>	<b>14</b>	<b>CHRIS RELF</b>	<b>6-4</b>	<b>240</b>	<b>SR.</b>
	17	Tyler Russell	6-5	225	So.
	6	Dylan Favre	5-10	190	RFr.

## SPECIALISTS

<b>PK</b>	<b>40</b>	<b>DEREK DEPASQUALE</b>	<b>5-8</b>	<b>180</b>	<b>JR.</b>
	53	Brian Egan	5-10	210	So.
<b>P</b>	<b>39</b>	<b>BAKER SWEDENBERG</b>	<b>6-0</b>	<b>190</b>	<b>SO.</b>
	43	William Berg	5-9	195	Jr.
<b>SN</b>	<b>84</b>	<b>REED GORDON</b>	<b>6-4</b>	<b>230</b>	<b>RFR.</b>
<b>KOR</b>	<b>27</b>	<b>LADARIUS PERKINS</b>	<b>5-10</b>	<b>190</b>	<b>SO.</b>
<b>PR</b>	<b>1</b>	<b>CHAD BUMPHIS</b>	<b>5-10</b>	<b>200</b>	<b>JR.</b>

## DEFENSE

<b>DE</b>	<b>99</b>	<b>SEAN FERGUSON</b>	<b>6-3</b>	<b>250</b>	<b>SR.</b>
	56	Corvell Harrison-Gay	6-3	250	So.
<b>DT</b>	<b>97</b>	<b>JOSH BOYD</b>	<b>6-3</b>	<b>295</b>	<b>JR.</b>
	98	Curtis Verges	6-3	300	RFr.
<b>-OR-</b>	92	Kaleb Eulls	6-4	280	RFr.
<b>DT</b>	<b>94</b>	<b>FLETCHER COX</b>	<b>6-4</b>	<b>295</b>	<b>JR.</b>
	60	Devin Jones	6-0	255	Jr.
<b>DE</b>	<b>54</b>	<b>TREVOR STIGERS</b>	<b>6-5</b>	<b>245</b>	<b>JR.</b>
	96	Shane McCardell	6-5	255	Jr.
<b>LB</b>	<b>12</b>	<b>CHRIS HUGHES</b>	<b>6-0</b>	<b>215</b>	<b>SO.</b>
	51	Deonte Skinner	6-2	235	So.
<b>LB</b>	<b>58</b>	<b>BRANDON WILSON</b>	<b>6-0</b>	<b>235</b>	<b>SR.</b>
	33	Jamie Jones	6-0	240	Sr.
<b>-OR-</b>	9	Brandon Maye	6-2	235	Sr.
<b>LB</b>	<b>10</b>	<b>CAMERON LAWRENCE</b>	<b>6-2</b>	<b>225</b>	<b>JR.</b>
	22	Matthew Wells	6-0	205	RFr.
<b>CB</b>	<b>13</b>	<b>JOHNTHAN BANKS</b>	<b>6-2</b>	<b>185</b>	<b>JR.</b>
	41	Marvin Bure	5-9	190	Sr.
<b>SS</b>	<b>4</b>	<b>CHARLES MITCHELL</b>	<b>5-11</b>	<b>205</b>	<b>SR.</b>
	30	Jay Hughes	5-11	185	RFr.
<b>FS</b>	<b>7</b>	<b>WADE BONNER</b>	<b>5-10</b>	<b>190</b>	<b>SR.</b>
	5	Nickoe Whitley	6-0	200	So.
<b>CB</b>	<b>25</b>	<b>COREY BROOMFIELD</b>	<b>5-10</b>	<b>180</b>	<b>JR.</b>
	26	Damein Anderson	5-11	195	Sr.

## PRONUNCIATION GUIDE

1	Chad <b>BUMPHIS</b>	BUMP-fiss
3	Brandon <b>HEAVENS</b>	HEVV-ens
16	<b>JAMEON</b> Lewis	JAY-me-on
40	Derek <b>DEPASQUALE</b>	dee-pass-KWALL
41	Marvin <b>BURE</b>	BURR
92	Kaleb <b>EULLS</b>	YULES
98	Curtis <b>VERGES</b>	VERGE-is
	Les <b>KOENNING</b>	KENN-ing
	Scott <b>SALLACH</b>	SALL-ack
	Matt <b>BALIS</b>	BAY-liss



# ROSTER BREAKDOWN



## GEOGRAPHICAL BREAKDOWN



### ALABAMA (12)

Alabaster  
Adrian Marcus  
Attalla  
Kendrick Cook  
Bessemer  
Brandon Heavens  
Birmingham  
Corbin Stewart  
Mobile  
Blaine Clausell  
Chris Hughes  
Brandon Maye  
Louis Watson  
Montgomery  
Chris Relf  
Prattville  
Brian Egan  
Tuscaloosa  
Malcolm Johnson  
Brandon Wilson

### ARKANSAS (1)

Springdale  
Jamie Jones

### CALIFORNIA (1)

Rolling Hills  
Joey Trapp

### FLORIDA (3)

Boynton Beach  
John Harris  
Miami  
Sean Ferguson  
Palm Bay  
Corey Broomfield

### GEORGIA (4)

Brunswick  
Darius Slay  
Conyers  
Sam Watts  
Duluth  
Allen Tolbert  
Stone Mountain  
Preston Smith

### LOUISIANA (3)

Haughton  
Dak Prescott  
Pineville  
Derek Milton  
West Monroe  
Dillon Day

### MARYLAND (1)

Baltimore  
James Carmon

### MISSISSIPPI (66)

Aberdeen  
Jamerson Love

Batesville  
Kendrick Market  
Benton  
Ben Beckwith  
Brandon  
Sam Williams  
Biloxi  
Sean Brauchle  
Brandon  
Sam Williams  
Clarksdale  
Charles Mitchell  
Coldwater  
Addison Lawrence  
Cameron Lawrence  
Quentin Saulsbury  
Collinsville  
Daniel Knox  
Columbus  
Brandon Hill  
Tobias Smith  
Baker Swadenburg

Como  
Templeton Hardy  
Forrest  
Corey Sanders  
Fulton  
Asian Ruff  
William Shumpert  
Greenville  
LaDarius Perkins  
Gulfport  
Nick Redmond  
Hattiesburg  
Jay Hughes  
Robert Johnson  
Hazlehurst  
Damein Anderson  
Heidelberg  
Zachary Jackson  
Indianola  
Rufus Warren  
Jackson  
Nikoe Whitley  
Kiln  
Dylan Favre  
Laurel  
Corvell Harrison-Gay

Liberty  
Gabe Jackson  
Maben  
Johnthan Banks  
Macon  
Deontae Skinner  
Madison  
Tavelle Marion  
Justin Malone  
Meridian  
Ethan McKee  
Tyler Russell  
Chris Smith  
Monticello  
Matthew Wells

Starkville  
Jonathan Phillips  
Tunica  
Benardrick McKinney  
Tupelo  
Chad Bumphis  
P.J. Jones  
Tylertown  
Jameon Lewis  
Verona  
Arceto Clark  
Vicksburg  
Marvin Bure  
Reed Gordon  
Waynesboro  
Sheldon Evans  
West Point  
Michael Carr  
Curtis Virges  
Wiggins  
Dee Arrington  
Woodville  
Devin Fosselman  
James Maiden  
Yazoo City  
Fletcher Cox  
Kaleb Eulls

### NEW JERSEY (1)

Madison  
Paul Thompson

### SOUTH CAROLINA (2)

Duncan  
Ricco Sanders  
Sumter  
Randy Moulds

### TENNESSEE (2)

Mason  
Wade Bonner  
Memphis  
Ferlanda Bohanna

### TEXAS (4)

Beaumont  
Shane McCardell  
Houston  
Archie Muniz  
Ivan Muniz  
The Woodlands  
Derek DePasquale

Morton  
Taveze Calhoun  
New Augusta  
Nick Griffin  
Ocean Springs  
Joe Morrow  
Okolona  
Robert Elliott  
Olive Branch  
Sylvester Hemphill  
Devin Jones  
Eric Lawson  
Damien Robinson  
Pascagoula  
Vick Ballard  
Philadelphia  
Josh Boyd  
Puckett  
Christian Holmes  
Ridgeland  
Trevor Stigers  
Scooba  
Marcus Green

## ARRIVAL BREAKDOWN

### 2007 SIGNING CLASS (8)

Damein Anderson  
Wade Bonner  
Robert Elliott  
Marcus Green  
Jamie Jones  
Addison Lawrence  
Chris Relf  
Quentin Saulsbury

### 2008 SIGNING CLASS (11)

Corey Broomfield  
Arceto Clark  
Kendrick Cook  
Sean Ferguson  
Templeton Hardy  
Devin Jones  
Shane McCardell  
Charles Mitchell  
Tobias Smith  
Trevor Stigers  
Louis Watson

### 2009 SIGNING CLASS (17)

Johnathan Banks  
Josh Boyd  
Chad Bumphis  
Flether Cox  
Brandon Heavens  
Gabe Jackson  
\*Cameron Lawrence  
LaDarius Perkins  
Tyler Russell  
Ricco Sanders  
William Shumpert  
Deontae Skinner  
Chris Smith  
\*Baker Swadenburg  
Dennis Thames  
\*Sam Watts  
Nickoe Whitley

### 2009 WALK-ONS (7)

Marvin Bure  
Derek DePasquale  
Sylvester Hemphill  
Adrian Marcus  
Allen Tolbert  
Brandon Wilson  
Sam Williams

### 2010 SIGNING CLASS (23)

\*\*Vick Ballard  
Ferlando Bohanna  
\*\*James Carmon  
Michael Carr  
\*Blaine Clausell  
Dillon Day  
Kaleb Eulls  
Dylan Favre  
Nick Griffin  
Corvell Harrison-Gay  
Brandon Hill  
Christian Holmes  
Chris Hughes  
Jay Hughes  
Malcolm Johnson  
Robert Johnson  
Eric Lawson  
Jameon Lewis  
Jamerson Love  
Archie Muniz  
Damien Robinson  
Curtis Virges  
Matthew Wells

### 2010 WALK-ONS (7)

Ben Beckwith  
William Berg  
Sheldon Evans  
Randy Moulds  
Ivan Muniz  
Jonathan Phillips  
Asian Ruff  
Paul Thompson

### 2011 SIGNING CLASS (20)

Dee Arrington  
Taveze Calhoun  
Devin Fosselman  
\*John Harris  
Zachary Jackson  
P.J. Jones  
Daniel Knox  
James Maiden  
Justin Malone  
Kendrick Market  
Brandon Maye  
Benardrick McKinney  
Derek Milton  
Joe Morrow  
\*Dak Prescott  
\*Nick Redmond  
Darius Slay  
Preston Smith  
\*\*Joey Trapp  
Rufus Warren

### 2011 WALK-ONS (6)

Brian Egan  
Daniel Knox  
Tavelle Marion  
Ethan McKee  
Corey Sanders  
Corbin Stewart

\*Player enrolled in January out of high school  
\*\*Player enrolled in January out of junior college





# 2011 BULLDOGS



**Damein Anderson • #26**  
**Senior • 3L**  
**DB • 5-11 • 195**  
**Hazlehurst, Miss. (Hazlehurst)**



**CAREER:** Has played in 33 games in the secondary and on special teams ... Earned five starts at cornerback during his sophomore season ... Picked off one pass against Vanderbilt a year ago ... Has made 34 tackles, including two for loss (minus 21 yards) and eight pass deflections during his career ... Also credited with two kickoff returns (38 yards) ... Came to MSU after a standout high school career as a quarterback and defensive back ... Selected to play in the Mississippi/Alabama All-Star Classic.

**2010:** Played in 11 games and recorded 12 total tackles, seeing action mainly on special teams ... Missed a pair of games due to a knee injury ... Posted four tackles in the season opener against Memphis ... Matched that tackle output against Houston in week six ... Credited with three pass breakups, one forced fumble and a pair of fumble recoveries ... Recorded one tackle in each of the last three games of the regular season after returning from the injured list.

**2009:** Saw playing time in 11 games during his sophomore season ... Missed only the Arkansas game due to injury ... Credited with 16 total tackles on the year ... Returned one kickoff for 23 yards ... Earned first career start in the season opener against Jackson State ... Recorded four total tackles with a tackle for loss against the Tigers ... Earned the 16-yard tackle for loss on a failed punt attempt ... Posted four tackles with a pass breakup at Auburn ... Intercepted his first career pass at Vanderbilt, returning it four yards ... Also tallied three tackles against Vandy ... Recorded two tackles against LSU ... Posted a pair of stops with a quarterback hurry against Houston ... Recorded one tackle against Florida ... Finished the season with a two-tackle game in the Egg Bowl victory.

**2008:** Played in all but one game (11 of 12) as a redshirt freshman ... Saw action in all but the Week 11 win over Arkansas ... Made six tackles, including one tackle for loss (minus 5 yards) and a pass deflection on the year ... Also returned one kickoff (15 yards) ... Saw the first action of his redshirt freshman season at Louisiana Tech in the season opener ... Registered a pair of tackles and had a 15-yard kickoff return in Ruston ... Added a pass deflection one week later in the Bulldogs' home-opening win over Southeastern Louisiana ... Had one hit in State's SEC opener vs. Auburn ... Added another hit one week later at Georgia Tech, a 5-yard tackle for loss ... Made one more stop in Week 7 at Tennessee ... Finished the season with one hit at Ole Miss.

**2007:** Redshirted his true freshman season.

**HIGH SCHOOL:** Selected to play in the Mississippi/Alabama All-Star Classic ... Listed as the No. 52 cornerback prospect in the country by ESPN.com ... Rated the No. 24 prospect in the state of Mississippi, regardless of position, by SuperPrep Recruiting Magazine in its season-ending All-America issue, the second-best cornerback on the list ... Ranked among the top 25 players in the state of Mississippi by the Jackson Clarion-Ledger following his senior season, one of the top two defensive backs in the state ... Earned first-team, all-state mention in Class 3A by the Mississippi Association of Coaches at free safety ... Credited with running a 4.5 in the 40-yard dash by both the Scout.com and Rivals.com recruiting web sites ... Helped lead head coach Vernon Perry's Hazlehurst High team to a two-year mark of 24-3 during his junior and senior campaigns ... Hazlehurst was 10-3 during his senior campaign after posting a 14-0 record and the 2005 Class 3A state championship one year prior ... Went both ways for the Indians, playing quarterback on offense and cornerback on defense ... Accounted for 1,080 total yards as the team's QB, passing for 553 yards, rushing for 527 yards, and scoring 15 touchdowns ... Also helped pace a defense that held eight of its opponents scoreless ... Rushed nine times for 111 yards and a touchdown in the title game ... Committed to MSU in March 2006.

**PERSONAL:** Born Damein Fitzgerald Anderson, 11-7-88, in Hazlehurst, Miss... Son of Mr. Ronnie Anderson and Ms. Vanessa Jones.

## ANDERSON'S CAREER HIGHS

Total Tackles – 4, (3x) last at Houston (10-9-10)  
 Assisted Tackles – 2, (2x) last vs. Jackson State (9-05-09)  
 Solo Tackles – 3, (3x) last at Houston (10-9-10)  
 Interceptions – 1, at Vanderbilt (9-19-10)  
 Long INT Return – 0  
 Pass Breakups – 1, (7x) last at Alabama (11-13-10)  
 Tackles For Loss – 1.0, (2x) last vs. Jackson State (9-05-09)

## ANDERSON'S CAREER STATS

YEAR	G/GS	TT	UT	AT	TFL-YDS	SCK-YDS	FF/FR	PBU	INT-YD
2008	11/0	6	2	4	1.0-5	0.0-0	0/0	1	0-0
2009	11/5	16	13	3	1.0-16	0.0-0	0/0	3	1-4
2010	10/0	12	10	2	0.0-0	0.0-0	1/2	3	0-0
<b>TOTALS</b>	<b>32/5</b>	<b>34</b>	<b>25</b>	<b>9</b>	<b>2.0-21</b>	<b>0.0-0</b>	<b>1/2</b>	<b>7</b>	<b>1-4</b>

## ANDERSON'S GAME-BY-GAME STATS

DATE	OPPONENT	TT	UT	AT	TFL-YDS	SCK-YDS	FF/FR	PBU	INT
8/30/08	at Louisiana Tech	2	0	2	0.0-0	0.0-0	0-0	0	0-0
9/6/08	Southeastern La.	0	0	0	0.0-0	0.0-0	0-0	1	0-0
9/13/08	AUBURN	1	1	0	0.0-0	0.0-0	0-0	0	0-0
9/20/08	at Georgia Tech	1	1	0	0.0-0	0.0-0	0-0	0	0-0
9/27/08	at LSU	0	0	0	0.0-0	0.0-0	0-0	0	0-0
10/11/08	VANDERBILT	0	0	0	0.0-0	0.0-0	0-0	0	0-0
10/18/08	at Tennessee	1	0	1	0.0-0	0.0-0	0-0	0	0-0
10/25/08	MIDDLE TENNESSEE	0	0	0	0.0-0	0.0-0	0-0	0	0-0
11/1/08	KENTUCKY	0	0	0	0.0-0	0.0-0	0-0	0	0-0
11/15/08	at Alabama	0	0	0	0.0-0	0.0-0	0-0	0	0-0
11/28/08	at Ole Miss	1	0	1	0.0-0	0.0-0	0-0	0	0-0
9/5/09	* JACKSON STATE	4	2	2	0.0-0	0.0-0	0-0	0	0-0
9/12/09	* at Auburn	2	2	0	0.0-0	0.0-0	0-0	1	0-0
9/19/09	* at Vanderbilt	3	3	0	0.0-0	0.0-0	0-0	0	1-4
9/26/09	* LSU	2	1	1	0.0-0	0.0-0	0-0	0	0-0
10/3/09	GEORGIA TECH	0	0	0	0.0-0	0.0-0	0-0	1	0-0
10/10/09	* HOUSTON	2	2	0	0.0-0	0.0-0	0-0	0	0-0
10/17/09	at Middle Tennessee	0	0	0	0.0-0	0.0-0	0-0	0	0-0
10/24/09	FLORIDA	1	1	0	0.0-0	0.0-0	0-0	0	0-0
10/31/09	at Kentucky	0	0	0	0.0-0	0.0-0	0-0	0	0-0
11/14/09	ALABAMA	0	0	0	0.0-0	0.0-0	0-0	0	0-0
11/28/09	OLE MISS	2	2	0	0.0-0	0.0-0	0-0	1	0-0
9/4/10	MEMPHIS	4	3	1	0.0-0	0.0-0	0/0	0	0-0
9/9/10	AUBURN	0	0	0	0.0-0	0.0-0	0/0	0	0-0
9/18/10	at LSU	0	0	0	0.0-0	0.0-0	0/1	0	0-0
9/25/10	GEORGIA	0	0	0	0.0-0	0.0-0	0/0	1	0-0
10/2/10	ALCORN STATE	1	1	0	0.0-0	0.0-0	0/0	0	0-0
10/9/10	at Houston	4	3	1	0.0-0	0.0-0	0/0	1	0-0
10/16/10	at Florida	0	0	0	0.0-0	0.0-0	0/0	0	0-0
10/23/10	UAB			DNP					
10/30/10	KENTUCKY			DNP					
11/13/10	at Alabama	1	1	0	0.0-0	0.0-0	1/0	1	0-0
11/20/10	ARKANSAS	1	1	0	0.0-0	0.0-0	0/0	0	0-0
11/27/10	at Ole Miss	1	1	0	0.0-0	0.0-0	0/1	0	0-0
1/1/11	vs. Michigan	0	0	0	0.0-0	0.0-0	0/1	0	0-0





**Vick Ballard • #28**  
**Senior • 1L**  
**RB • 5-11 • 220**  
**Pascagoula, Miss. (Miss. Gulf Coast CC)**



**CAREER:** Burst onto the Mississippi State scene in his first year on campus . . . Became the Bulldogs featured running back early in the 2010 season . . . Started 10 of the 12 games in which he saw action during his inaugural season in Starkville . . . Ranks among the school's top-10 in rushing touchdowns after only one season with 19 scores on the ground . . . Candidate for several national and SEC all-star awards entering his senior season.

**2010:** Set a new school record with 20 total touchdowns and 19 rushing touchdowns . . . Posted 968 rushing yards on only 186 attempts, an average of 5.2 yards per carry . . . Also caught 10 passes for 106 yards and a score . . . Opened the season with 12 touchdowns in the first six games . . . Earned his first start in Week 3 at LSU . . . Had a breakout game with eight carries for 119 yards and three touchdowns against Alcorn State . . . Rushed 14 times for 134 yards and three more scores at Houston the following week . . . Carried 20 times for 98 yards against Florida . . . Suffered a leg injury against the Gators which held him out the following week . . . Returned to action with 14 carries for 103 yards against Kentucky . . . Set career highs with 33 rushes for 150 yards and three touchdowns against Arkansas . . . Was limited in the Egg Bowl to only 43 yards . . . Carried 20 times and scored three touchdowns in the Gator Bowl victory over Michigan.

**JUNIOR COLLEGE:** Named first-team junior college All-America by National Junior College Athletic Association . . . Rushed for 1,728 yards and 22 touchdowns during his sophomore season . . . Finished season fourth nationally with 144.0 yard-per-game average . . . Also named to the 2009 MACJC South All-State First Team Offense and named the 2009 MACJC Most Valuable back . . . Helped lead Gulf Coast to a 9-3 record and a No. 8 national ranking in 2009 . . . Played for head coach Steve Campbell . . . Rushed 84 times for 555 yards (6.6 ypc) and 12 touchdowns as a freshman in 2008.

**HIGH SCHOOL:** Posted 940 yards rushing and 522 receiving yards during his senior season at Pascagoula High School . . . Also scored 17 touchdowns during senior campaign . . . Named to G&W Recruiting Report Preseason Watch List prior to senior season . . . Played in Max Emfinger All-American Game . . . Signed with Jackson State out of high school.

**PERSONAL:** Born July 16, 1990 . . . Son of Vick Terry and Katie Ballard . . . Uncle Walter Ballard played football at UTEP.

### BALLARD'S CAREER HIGHS

Carries – 33, vs. Arkansas (11-20-10)  
 Rushing Yards – 150, vs. Arkansas (11-20-10)  
 Rushing Touchdowns – 3, (3x) last vs. Arkansas (11-20-10)  
 Longest Rush – 75, vs. Alcorn State (10-2-10)  
 Receptions – 2, (2x) last at Ole Miss (11-27-10)  
 Receiving Yards – 28, vs. Georgia (9-25-10)  
 Receiving Touchdowns – 1, vs. Georgia (9-25-1)

### BALLARD'S CAREER RUSHING STATS

YEAR	G/GS	NO.	YDS	AVG.	TD	LP/OPPONENT
2010	12/10	186	968	5.2	19	75 / Alcorn State
<b>TOTALS</b>	<b>12/10</b>	<b>186</b>	<b>968</b>	<b>5.2</b>	<b>19</b>	<b>75 / ALCORN STATE</b>

### BALLARD'S CAREER RECEIVING STATS

YEAR	G/GS	NO.	YDS	AVG.	TD	LP/OPPONENT
2010	12/10	10	106	10.6	1	22/ Auburn
<b>TOTALS</b>	<b>12/10</b>	<b>10</b>	<b>106</b>	<b>10.6</b>	<b>1</b>	<b>22/ AUBURN</b>

### BALLARD'S GAME-BY-GAME RUSHING STATS

DATE	OPPONENT	NO.	GAIN	LOSS	NET	AVG.	TD	LP
9/4/10	MEMPHIS	7	61	1	60	8.6	2	51
9/9/10	AUBURN	5	13	0	13	2.6	1	7
9/18/10	* at LSU	11	30	2	28	2.5	1	10
9/25/10	* GEORGIA	13	65	1	64	4.9	1	21
10/2/10	* ALCORN STATE	8	119	0	119	14.9	3	75
10/9/10	* at Houston	14	135	1	134	9.6	3	54
10/16/10	* at Florida	20	101	3	98	4.9	0	13
10/23/10	UAB				DNP			
10/30/10	* KENTUCKY	14	104	1	103	7.4	1	54
11/13/10	* at Alabama	19	80	0	80	4.2	0	18
11/20/10	* ARKANSAS	33	154	4	150	4.5	3	13
11/27/10	* at Ole Miss	22	55	12	43	2.0	1	12
1/1/11	* vs. Michigan	20	77	1	76	3.8	3	8

### BALLARD'S GAME-BY-GAME RECEIVING STATS

DATE	OPPONENT	REC	YARDS	AVG	TD	LONG
9/4/10	MEMPHIS	0	0	0.0	0	0
9/9/10	* AUBURN	1	22	22.0	0	22
9/18/10	* at LSU	0	0	0.0	0	0
9/25/10	* GEORGIA	2	28	14.0	1	5
10/2/10	* ALCORN STATE	0	0	0.0	0	0
10/9/10	* at Houston	0	0	0.0	0	0
10/16/10	* at Florida	1	-5	-5.0	0	-5
10/23/10	UAB					
10/30/10	* KENTUCKY	0	0	0.0	0	0
11/13/10	* at Alabama	1	15	15.0	0	15
11/20/10	* ARKANSAS	1	13	13.0	0	13
11/27/10	* at Ole Miss	2	22	11.0	0	13
1/1/11	* vs. Michigan	2	11	5.5	0	6





# 2011 BULLDOGS



**Johnthan Banks • #13**  
**Junior • 2L**  
**DB • 6-2 • 180**  
**Maben, Miss. (East Webster)**



**CAREER:** Made the switch from safety to corner following an outstanding true freshman campaign . . . Provided a highlight of the 2009 season with 100 interception return for touchdown against Florida . . . Has earned 19 career starts at both safety and corner.

**2010:** Started the 12 of 13 games at his left cornerback position . . . Picked off two passes and added five pass breakups on the year . . . Posted 50 total tackles, including 1.5 behind the line of scrimmage . . . Earned the starting job at left corner after making the switch from safety in the offseason . . . Recorded his first career sack in Week 2 against Auburn . . . Intercepted a first-quarter pass at Florida and returned it 12 yards . . . Picked off a Kentucky pass two weeks later . . . Credited with eight tackles and a pair of pass breakups against UAB . . . Posted a career-high nine tackles against Arkansas . . . Intercepted his seventh career pass in Gator Bowl win over Michigan . . . Also posted four tackles and broke up a pair of passes in the game.

**2009:** Named Freshman All-Southeastern Conference by the league's coaches . . . Earned SEC Freshman of the Week following the Florida game . . . Played in all 12 games during his true freshman season on campus . . . Saw action mainly on special teams until an opportunity to start in Week 6 . . . Started each of the last seven games after entering the lineup . . . Posted six tackles against Houston, his first defensive action . . . Intercepted a pair of passes against Middle Tennessee the following week . . . Intercepted a pair of Tim Tebow passes and returned both for touchdowns against Florida . . . His 100-yard return on the final play of the first half was one of the biggest moments of the 2009 season . . . Recorded a career-best seven tackles against Alabama.

**HIGH SCHOOL:** Considered the No. 63 "athlete" prospect in the country by national recruiting web site Rivals.com . . . That site also regarded him as the No. 23 prospect in the state of Mississippi . . . Rated the No. 69 safety prospect in the country by national recruiting web site Scout.com following his senior season . . . Credited with running a 4.6 in the 40-yard dash by national recruiting web site ESPN.com . . . Named second-team, all-state in all classifications at linebacker by the Jackson Clarion-Ledger following his senior season . . . Rated with the top 40 high school prospects in the state of Mississippi by the Jackson Clarion-Ledger following his senior season . . . Accounted for 1,740 yards of total offense and 17 touchdowns while playing quarterback for head coach Jimmy Carden at East Webster High School in Maben, Miss. . . . Also starred on the defensive side of the ball, making 35 tackles and seven pass interceptions during his senior season . . . As a junior, he rushed for 16 touchdowns as a running back and recorded two pass interceptions in the defensive secondary . . . Once returned three punts for touchdowns in a single game for the Wolverines . . . Played for his high school varsity team since the eighth grade . . . Led his prep baseball team to state championships in Class 1-A during his freshman and junior campaigns . . . Also played basketball on the high school level . . . Committed to Mississippi State in April 2008.

**PERSONAL:** Born Johnthan Shuntay Banks, 10-3-89 . . . Grandson of Mrs. Maggie Banks.

### BANKS' CAREER HIGHS

- Total Tackles – 9, vs. Arkansas (11-20-10)
- Assisted Tackles – 4, (4x) last vs. Arkansas (11-20-10)
- Solo Tackles – 5, (2x) last vs. Arkansas (11-12-10)
- Interceptions – 2, (2x) last vs. Florida (10-24-09)
- Long INT Return – 100, vs. Florida (10-24-09)
- INT Return TD – 2, vs. Florida (10-24-09)
- Pass Breakups – 2, vs. UAB (10-23-10)
- Tackles For Loss – 1.0, vs. Auburn (9-9-10)
- Sacks – 1.0, vs. Auburn (9-9-10)

### BANKS' CAREER STATS

YEAR	G/GS	TT	UT	AT	TFL-YDS	SCK-YDS	FF/FR	PBU	INT-YD
2009	12/7	33	20	13	0.0-0	0.0-0	0/0	3	4-145
2010	13/12	54	34	20	1.5-14	1.0-13	1/0	7	3-22
<b>TOTALS</b>	<b>25/19</b>	<b>87</b>	<b>54</b>	<b>33</b>	<b>1.5-14</b>	<b>1.0-13</b>	<b>1/0</b>	<b>10</b>	<b>7-167</b>

### BANKS' GAME-BY-GAME STATS

DATE	OPPONENT	TT	UT	AT	TFL-YDS	SCK-YDS	FF/FR	PBU	INT
9/5/09	JACKSON STATE	0	0	0	0.0-0	0.0-0	0/0	0	0-0
9/12/09	at Auburn	0	0	0	0.0-0	0.0-0	0/0	0	0-0
9/19/09	at Vanderbilt	0	0	0	0.0-0	0.0-0	0/0	0	0-0
9/26/09	LSU	0	0	0	0.0-0	0.0-0	0/0	0	0-0
10/3/09	GEORGIA TECH	0	0	0	0.0-0	0.0-0	0/0	0	0-0
10/10/09	* HOUSTON	6	5	1	0.0-0	0.0-0	0/0	0	0-0
10/17/09	* at Middle Tenn.	4	0	4	0.0-0	0.0-0	0/0	1	2-25
10/24/09	* FLORIDA	6	2	4	0.0-0	0.0-0	0/0	0	2-120
10/31/09	* at Kentucky	5	3	2	0.0-0	0.0-0	0/0	1	0-0
11/14/09	* ALABAMA	7	3	4	0.0-0	0.0-0	0/0	1	0-0
11/21/09	* at Arkansas	2	0	2	0.0-0	0.0-0	0/0	0	0-0
11/28/09	* OLE MISS	3	3	0	0.0-0	0.0-0	0/0	0	0-0
9/4/10	* MEMPHIS	3	1	2	0.0-0	0.0-0	0/0	1	0-0
9/9/10	* AUBURN	4	3	1	1.0-13	1.0-13	0/0	0	0-0
9/18/10	* at LSU	6	3	3	0.0-0	0.0-0	0/0	0	0-0
9/25/10	* GEORGIA	3	3	0	0.0-0	0.0-0	0/0	0	0-0
10/2/10	* ALCORN STATE	3	2	1	0.0-0	0.0-0	0/0	1	0-0
10/9/10	* at Houston	2	2	0	0.0-0	0.0-0	0/0	1	0-0
10/16/10	* at Florida	3	1	2	0.0-0	0.0-0	0/0	0	1-12
10/23/10	* UAB	8	4	4	0.5-1	0.0-0	0/0	2	0-0
10/30/10	* KENTUCKY	3	3	0	0.0-0	0.0-0	0/0	0	1-10
11/13/10	* at Alabama	4	2	2	0.0-0	0.0-0	0/0	0	0-0
11/20/10	* ARKANSAS	9	5	4	0.0-0	0.0-0	1/0	0	0-0
11/27/10	at Ole Miss	2	2	0	0.0-0	0.0-0	0/0	0	0-0
1/1/11	* vs. Michigan	4	3	1	0.0-0	0.0-0	0/0	2	1-0



**Ferlando Bohanna • #52**  
**Redshirt Freshman • RS**  
**LB • 6-0 • 235**  
**Memphis, Tenn. (Whitehaven)**



**CAREER:** Still awaiting his first opportunity to help the Bulldogs on the playing field . . . Came to Mississippi State after a standout career in the Memphis prep ranks.

**2010:** Sat out his true freshman season as a redshirt.

**HIGH SCHOOL:** Rated the No. 7 prospect in the state of Tennessee regardless of position by Rivals.com . . . Ranked the 15th best middle linebacker in the nation by Rivals.com . . . Rated a three-star prospect . . . Led Coach Rodney Saulsberry's team to a 10-3 record and a trip to the third round of the state playoffs in 2009 . . . Named the District 16-AAA defensive player of the year and made the Nashville Tennessean's 2009 Dream Team of the state's top 25 players . . . He was credited with 85 total tackles as a senior . . . Also had 13 hits for losses with three sacks and three forced fumbles . . . Finished his junior season with 75 tackles, 12 tackles for loss, three fumbles recovered, two sacks, one fumble caused and one interception . . . Participated in the Junior U.S. Army All-American Combine in San Antonio . . . Committed to Mississippi State in November over Clemson, Middle Tennessee, North Carolina and Southern Miss.

**PERSONAL:** Born September 2, 1991 . . . Son of Chris and Chaquana Bohanna.





**Wade Bonner • #7**  
**Junior**  
**DB • 5-10 • 200**  
**Mason, Tenn. (Fayette Ware)**



**CAREER:** Has played in 35 games during his career at Mississippi State . . . Started the last two regular season games of his junior season at free safety . . . Made the move from offense to the defensive side of the ball prior to the 2009 season . . . Standout two-way player in the Memphis high school ranks, who excelled at both cornerback and wide receiver.

**2010:** Played in all 13 games, earning a pair of starts to close the regular season . . . Saw time on special teams and in nickle packages early in the campaign . . . Posted a pair of tackles on three occasions in the first five weeks . . . Recorded at least four stops in each of the last six games of the season . . . Tallied his first career sack against UAB and followed it up with a half-sack the next week against Kentucky . . . Broke up one pass against Arkansas in first start of the season . . . Credited with five tackles in Gator Bowl victory over Michigan.

**2009:** Played in 10 games, earning a pair of starts as the fifth defensive back . . . Recorded 20 total tackles with a career-best five against Houston . . . Earned starting calls in Week 3 at Vanderbilt and Week 6 against Houston . . . Returned three kickoffs for 43 yards, including two for 28 against LSU . . . Posted four tackles against both Jackson State and Vanderbilt.

**2008:** Played in all 12 games during his redshirt freshman season . . . Rushed seven times for 12 yards, a 1.4-yard average . . . Also caught one pass (6 yards) . . . Returned six kickoffs for 106 yards, a 17.7-yard per return average . . . Assumed the role of deep kick returner in his redshirt freshman season opener at Louisiana Tech . . . Credited with three returns for 64 yards, a 21.3-yard average, in Ruston .

**2007:** Redshirted his true freshman season.

**HIGH SCHOOL:** Considered a top 5 recruit in Memphis by the Commercial Appeal newspaper . . . Credited with running a 4.48 in the 40-yard dash by national recruiting web site Scout.com . . . Rated the No. 19 prospect in Tennessee by recruiting web site Rivals.com, the state's top-ranked defensive back . . . Played running back, wide receiver and defensive back for head coach Tim Thompson at Fayette Ware High School in Somerville, Tenn., in the greater Memphis area . . . Also handled all punt and kickoff returns . . . Helped lead the Wildcats to the first round of the state playoffs for the first time in 10 years . . . Made 63 tackles and had an interception on defense, while accounting for 2,380 yards and 18 touchdowns during his senior campaign . . . Rushed 76 times for 726 yards, a 9.6-yard per carry average and 10 touchdowns, and caught 30 passes for 588 yards, a 19.6-yard average, and three more scores . . . Had 85 pass receptions and nine interceptions during his junior season . . . Other top scholarship offer: Arkansas . . . Committed to MSU in December 2006.

**PERSONAL:** Born Wade M. Bonner Jr., 8-5-88, in Memphis, Tenn. . . Son of Mr. and Mrs. Wade Bonner Sr.

### BONNER'S CAREER HIGHS

- Total Tackles – 5, (5x) last vs. Michigan (1-1-11)
- Assisted Tackles – 3, (5x) last vs. Michigan (1-1-11)
- Solo Tackles – 5, vs. Houston (10-10-09)
- Pass Breakups – 1, vs. Arkansas (11-20-10)
- Tackles For Loss – 1.0, vs. UAB (10-23-10)
- Sacks – 1.0, vs. UAB (10-23-10)

### BONNER'S CAREER STATS

YEAR	G/GS	TT	UT	AT	TFL-YDS	SCK-YDS	FF/FR	PBU	INT-YD
2009	10/2	20	15	5	0.0-0	0.0-0	0/0	0	0-0
2010	13/2	39	25	14	1.5-9	1.5-9	2/0	1	0-0
<b>TOTALS</b>	<b>23/4</b>	<b>59</b>	<b>40</b>	<b>19</b>	<b>1.5-9</b>	<b>1.5-9</b>	<b>2/0</b>	<b>1</b>	<b>0-0</b>

### BONNER'S GAME-BY-GAME STATS

DATE	OPPONENT	TT	UT	AT	TFL-YDS	SCK-YDS	FF/FR	PBU	INT
9/5/09	JACKSON STATE	4	4	0	0.0-0	0.0-0	0/0	0	0-0
9/12/09	at Auburn	2	1	1	0.0-0	0.0-0	0/0	0	0-0
9/19/09	* at Vanderbilt	4	1	3	0.0-0	0.0-0	0/0	0	0-0
9/26/09	LSU	3	2	1	0.0-0	0.0-0	0/0	0	0-0
10/10/09	* HOUSTON	5	5	0	0.0-0	0.0-0	0/0	0	0-0
10/17/09	at Middle Tenn.	1	1	0	0.0-0	0.0-0	0/0	0	0-0
10/24/09	FLORIDA	0	0	0	0.0-0	0.0-0	0/0	0	0-0
11/14/09	ALABAMA	0	0	0	0.0-0	0.0-0	0/0	0	0-0
11/21/09	at Arkansas	0	0	0	0.0-0	0.0-0	0/0	0	0-0
11/28/09	OLE MISS	1	1	0	0.0-0	0.0-0	0/0	0	0-0
9/4/10	MEMPHIS	2	1	1	0.0-0	0.0-0	0/0	0	0-0
9/9/10	AUBURN	0	0	0	0.0-0	0.0-0	0/0	0	0-0
9/18/10	at LSU	2	2	0	0.0-0	0.0-0	1/0	0	0-0
9/25/10	GEORGIA	0	0	0	0.0-0	0.0-0	0/0	0	0-0
10/2/10	ALCORN STATE	2	2	0	0.0-0	0.0-0	0/0	0	0-0
10/9/10	at Houston	1	1	0	0.0-0	0.0-0	0/0	0	0-0
10/16/10	at Florida	4	4	0	0.0-0	0.0-0	0/0	0	0-0
10/23/10	UAB	5	2	3	1.0-7	1.0-7	1/0	0	0-0
10/30/10	KENTUCKY	5	2	3	0.5-2	0.5-2	0/0	0	0-0
11/13/10	at Alabama	4	3	1	0.0-0	0.0-0	0/0	0	0-0
11/20/10	* ARKANSAS	5	2	3	0.0-0	0.0-0	0/0	1	0-0
11/27/10	* at Ole Miss	4	4	0	0.0-0	0.0-0	0/0	0	0-0
1/1/11	vs. Michigan	5	2	3	0.0-0	0.0-0	0/0	0	0-0





# 2011 BULLDOGS



**Josh Boyd • #97**  
**Junior • 2L**  
**DL • 6-3 • 295**  
**Philadelphia, Miss. (Philadelphia)**



**CAREER:** Made an immediate impact on the field as a true freshman . . . Has played in all 25 games during his career, earning 16 starts . . . Will be an all-conference candidate during his junior season . . . Came to Mississippi State following a standout prep career at nearby Philadelphia HS.

**2010:** Started all 13 games at defensive tackle . . . Posted 7.5 tackles for loss, good for third among Bulldog defenders . . . Posted four total tackles with 1.5 behind the line of scrimmage against Alcorn State . . . Credited with five total tackles, 2.5 for loss and 1.5 sacks against Kentucky . . . Recorded at least one tackle in 11 different games on the season.

**2009:** Played in all 12 games as a true freshman . . . Also earned starts at defensive tackle against Kentucky, Alabama and Arkansas . . . Posted a career-high five tackles against Georgia Tech in Week 5 . . . Had a pair of total tackles in five different games during his first year . . . Closed out his first year on campus with at least one stop in the final five games.

**HIGH SCHOOL:** Selected to play for the East squad in the U.S. Army All-America Bowl game in San Antonio, Texas . . . After a week of practice in which he caught scouts' attention, he had four tackles in the all-star game . . . Rated the No. 12 defensive tackle prospect in the country by national recruiting web site Scout.com . . . Credited with running a 4.85-second 40-yard dash and a 385-pound bench press by that web site . . . That service also says he has a 560-pound squat . . . Listed No. 15 on national recruiting web site Rivals.com ranking of the nation's top defensive tackle prospects . . . Listed No. 23 on Super Prep Magazine's ranking of the top defensive linemen in the country in its post-season All-America issue . . . Ranked No. 5 on the Jackson Clarion-Ledger's list of the 10 most wanted high school prospects in the state of Mississippi, the top-ranked interior defensive lineman on the list . . . Rated No. 6 on Rivals.com ranking of the state of Mississippi's top prospects, the highest listed defensive tackle . . . Named first-team, all-state on the defensive line by the Jackson Clarion-Ledger newspaper for all classifications . . . Called the state's most highly sought after interior defensive lineman by that publication . . . Chosen to play in the Mississippi-Alabama High School All-Star game following his senior season . . . Helped head coach Teddy Dyess Philadelphia (Miss.) High School team to a 9-3 record during his senior campaign and into the second round of the state playoffs . . . Posted 112 tackles during his senior season, with seven quarterback sacks and six other tackles for loss . . . Also credited with three fumble recoveries and a blocked kick . . . Selected to the G&W Recruiting Report's Pre-season Top 250 prospects nationally, one of the top 50 defensive ends on the list . . . Selected to the Jackson Clarion-Ledger Dandy Dozen, symbolic of being one of the top 12 players in the state of Mississippi . . . Named first-team, all-state in the Class 3A division by the Jackson Clarion-Ledger, second-team all-state in all classifications, following his junior season . . . Made 154 tackles, including 27 for loss, and eight quarterback sacks during his junior season for head coach Teddy Dyess at Philadelphia (Miss.) High School . . . Also blocked two punts and two extra-points in that junior year . . . Other top scholarship offers: LSU, Alabama, Auburn, Tennessee, Ole Miss, Florida State, Michigan and Miami . . . Committed to MSU in July 2008.

**PERSONAL:** Born Joshua Caleb Boyd, 8-3-89 . . . Son of Mr. and Mrs. Roger Boyd.

## BOYD'S CAREER HIGHS

Total Tackles – 5, (2x) last vs. Kentucky (10-30-10)  
 Assisted Tackles – 3, at LSU (9-18-10)  
 Solo Tackles – 3, (2x) last vs. Kentucky (10-30-10)  
 Tackles For Loss – 2.5, vs. Kentucky (10-30-10)  
 Sacks – 1.5, vs. Kentucky (10-30-10)

## BOYD'S CAREER STATS

YEAR	G/GS	TT	UT	AT	TFL-YDS	SCK-YDS	FF/FR	PBU	INT-YD
2009	12/3	17	8	9	0.0-0	0.0-0	0/0	0	0-0
2010	13/13	24	15	9	7.5-26	2.5-11	0/0	0	0-0
<b>TOTALS</b>	<b>25/16</b>	<b>41</b>	<b>23</b>	<b>18</b>	<b>7.5-26</b>	<b>2.5-11</b>	<b>0/0</b>	<b>0</b>	<b>0-0</b>

## BOYD'S GAME-BY-GAME STATS

DATE	OPPONENT	TT	UT	AT	TFL-YDS	SCK-YDS	FF/FR	PBU	INT
9/5/09	JACKSON STATE	2	1	1	0-0-0	0.0-0	0/0	0	0-0
9/12/09	at Auburn	2	1	1	0-0-0	0.0-0	0/0	0	0-0
9/19/09	at Vanderbilt	0	0	0	0-0-0	0.0-0	0/0	0	0-0
9/26/09	LSU	0	0	0	0-0-0	0.0-0	0/0	0	0-0
10/3/09	GEORGIA TECH	5	3	2	0-0-0	0.0-0	0/0	0	0-0
10/10/09	HOUSTON	0	0	0	0-0-0	0.0-0	0/0	0	0-0
10/17/09	at Middle Tenn.	0	0	0	0-0-0	0.0-0	0/0	0	0-0
10/24/09	* FLORIDA	2	0	2	0-0-0	0.0-0	0/0	0	0-0
10/31/09	* at Kentucky	2	2	0	0-0-0	0.0-0	0/0	0	0-0
11/14/09	ALABAMA	2	1	1	0-0-0	0.0-0	0/0	0	0-0
11/21/09	* at Arkansas	1	0	1	0-0-0	0.0-0	0/0	0	0-0
11/28/09	OLE MISS	1	0	1	0-0-0	0.0-0	0/0	0	0-0
9/4/10	* MEMPHIS	0	0	0	0.0-0	0.0-0	0/0	0	0-0
9/9/10	* AUBURN	1	0	1	0.5-1	0.0-0	0/0	0	0-0
9/18/10	* at LSU	3	0	3	0.0-0	0.0-0	0/0	0	0-0
9/25/10	* GEORGIA	0	0	0	0.0-0	0.0-0	0/0	0	0-0
10/2/10	* ALCORN STATE	4	2	2	1.5-5	0.0-0	0/0	0	0-0
10/9/10	* at Houston	1	0	1	0.0-0	0.0-0	0/0	0	0-0
10/16/10	* at Florida	2	2	0	1.0-5	0.0-0	0/0	0	0-0
10/23/10	* UAB	2	2	0	1.0-1	1.0-1	0/0	0	0-0
10/30/10	* KENTUCKY	5	3	2	2.5-13	1.5-10	0/0	0	0-0
11/13/10	* at Alabama	1	1	0	1.0-1	0.0-0	0/0	0	0-0
11/20/10	* ARKANSAS	1	1	0	0.0-0	0.0-0	0/0	0	0-0
11/27/10	* at Ole Miss	2	2	0	0.0-0	0.0-0	0/0	0	0-0
1/1/11	* vs. Michigan	2	2	0	0.0-0	0.0-0	0/0	0	0-0





**Corey Broomfield • #25**  
**Junior • 2L**  
**DB • 5-10 • 180**  
**Palm Bay, Fla. (Bayside)**



**CAREER:** Starting cornerback that has shown knack for intercepting passes... Has picked off nine career passes, tied for ninth all-time at Mississippi State... His three interception returns for touchdowns is tied for the school record and two shy of the national record.

**2010:** Started all 13 games at his right cornerback position... Intercepted three passes on the year, including a pair against Houston... Returned one of those two picks for a game-sealing touchdown against the Cougars... Recorded 22 tackles over a three-week stretch against Florida, UAB and Kentucky... Added his third interception of the season in the season-ending Egg Bowl victory... Credited with six pass breakups on the year... Posted his first career sack in win over Alcorn State... Posted four tackles with 1.5 behind the line in the Bulldogs' win over Michigan in the Gator Bowl.

**2009:** Earned Freshman All-America and Freshman All-SEC honors after intercepting six passes during his redshirt season... Played in all 12 games and recorded 19 tackles on the season... Earned three starts, coming against Middle Tennessee, Florida and Ole Miss... Tied a school record held by five others with six picks on the year... Also tied a school record (along with fellow freshman Johnthan Banks) with two interceptions returned for touchdowns on the year... Got off to a fast start with an interception and 43-yard return for a touchdown against Jackson State in first career game... Picked off a pair of passes and posted a career-high five tackles against Middle Tennessee... Earned SEC Freshman of the Week honors for his efforts against the Blue Raiders... Picked off a pair of passes against Arkansas quarterback Ryan Mallet in Week 11... Sealed the victory in the Egg bowl with a 64-yard interception return for touchdown in the season finale.

**2008:** Sat out his true freshman season.

**HIGH SCHOOL:** Rated the No. 56 cornerback prospect in the nation by ESPN.com in its post-season listing of the top signees available... Ran a 4.53-second 40-yard dash at the Miami Scout.com combine prior to his senior season... Also recorded a 34.1-inch vertical jump at that session... Named first-team, All-Space Coast at defensive back by Florida Today newspaper... Earned third-team, all-state recognition... Intercepted five passes for 160 yards, a 33.3-yard average per return, and two touchdowns as a senior for head coach Mike Davis at Bayside High School in Palm Bay, Fla... On offense, had 13 catches for 374 yards, a 28.8-yard average, and two touchdowns... Also returned nine punts for 315 yards, a 35-yard average per return, and two touchdowns during his final prep season... Registered 70 tackles during his junior season at Bayside... Blocked five kicks and intercepted two passes during his junior campaign... Also started as a sophomore... Solid in the classroom on the high school level with a 3.1 grade point average... Other top scholarship offers: Iowa State and Cincinnati... Committed to MSU in July 2007.

**PERSONAL:** Born Corey R. Broomfield, 8-31-90... Son of Mr. and Mrs. Allen Broomfield.

**BROOMFIELD'S CAREER HIGHS**

- Total Tackles – 8, vs. UAB (10-23-10)
- Assisted Tackles – 4, vs. UAB (10-23-10)
- Solo Tackles – 6, (2x) last vs. Kentucky (10-30-10)
- Interceptions – 2, (2x) last at Houston (10-9-10)
- Long INT Return – 64, vs. Ole Miss (11-28-09)
- INT Return TD – 64, vs. Ole Miss (11-28-09)
- Pass Breakups – 2, vs. Auburn (9-9-10)
- Tackles For Loss – 1.5, vs. Michigan (1-1-11)
- Sacks – 1.0, vs. Alcorn State (10-2-10)

**BROOMFIELD'S CAREER STATS**

YEAR	G/GS	TT	UT	AT	TFL-YDS	SCK-YDS	FF/FR	PBU	INT-YD
2009	12/3	19	13	6	1.0-2	0.0-0	0/0	4	6-118
2010	13/13	52	36	16	4.5-21	1.0-9	2/0	6	3-40
<b>TOTALS</b>	<b>25/16</b>	<b>71</b>	<b>49</b>	<b>22</b>	<b>5.5-23</b>	<b>1.0-9</b>	<b>2/0</b>	<b>10</b>	<b>9-158</b>

**BROOMFIELD'S GAME-BY-GAME STATS**

DATE	OPPONENT	TT	UT	AT	TFL-YDS	SCK-YDS	FF/FR	PBU	INT
9/5/09	JACKSON STATE	4	3	1	0.0-0	0.0-0	0/0	0	1-43
9/12/09	at Auburn	0	0	0	0.0-0	0.0-0	0/0	0	0-0
9/19/09	at Vanderbilt	1	0	1	0.0-0	0.0-0	0/0	0	0-0
9/26/09	LSU	0	0	0	0.0-0	0.0-0	0/0	0	0-0
10/3/09	GEORGIA TECH	0	0	0	0.0-0	0.0-0	0/0	0	0-0
10/10/09	HOUSTON	0	0	0	0.0-0	0.0-0	0/0	0	0-0
10/17/09	* at Middle Tenn.	5	5	0	1.0-2	0.0-0	0/0	1	2-11
10/24/09	* FLORIDA	3	1	2	0.0-0	0.0-0	0/0	1	0-0
10/31/09	at Kentucky	1	0	1	0.0-0	0.0-0	0/0	0	0-0
11/14/09	ALABAMA	0	0	0	0.0-0	0.0-0	0/0	0	0-0
11/21/09	at Arkansas	3	2	1	0.0-0	0.0-0	0/0	1	2-0
11/28/09	* OLE MISS	2	2	0	0.0-0	0.0-0	0/0	1	1-64
9/4/10	* MEMPHIS	1	0	1	0.0-0	0.0-0	0/0	0	0-0
9/9/10	* AUBURN	3	2	1	0.0-0	0.0-0	0/0	2	0-0
9/18/10	* at LSU	4	3	1	0.5-4	0.0-0	0/0	0	0-0
9/25/10	* GEORGIA	4	4	0	0.0-0	0.0-0	0/0	1	0-0
10/2/10	* ALCORN STATE	2	1	1	1.0-9	1.0-9	0/0	0	0-0
10/9/10	* at Houston	4	1	3	0.0-0	0.0-0	0/0	1	2-40
10/16/10	* at Florida	7	6	1	0.0-0	0.0-0	0/0	0	0-0
10/23/10	* UAB	8	4	4	0.0-0	0.0-0	0/0	0	0-0
10/30/10	* KENTUCKY	7	6	1	1.0-1	0.0-0	1/0	1	0-0
11/13/10	* at Alabama	2	1	1	0.5-2	0.0-0	0/0	0	0-0
11/20/10	* ARKANSAS	1	0	1	0.0-0	0.0-0	0/0	0	0-0
11/27/10	* at Ole Miss	6	5	1	0.0-0	0.0-0	0/0	1	1-0
1/1/11	* vs. Michigan	4	3	1	1.5-5	0.0-0	1/0	0	0-0





# 2011 BULLDOGS



**Chad Bumphis • #1  
Junior • 2L  
WR • 5-11 • 200  
Tupelo, Miss. (Tupelo)**



**CAREER:** Has been a primary playmaker for the Bulldogs since his true freshman season ... Has caught 76 passes for 1,009 yards and nine touchdowns during his still-young career ... Suffered a broken collarbone in Egg Bowl victory kept him out of the 2011 Gator Bowl ... Made a full recovery prior to spring practices and will be full speed this fall.

**2010:** Led Mississippi State in receptions, receiving yards, receiving touchdowns, punt returns, punt return yardage and all-purpose yards ... Caught 44 passes for 634 yards and five scores ... His 44 receptions are ninth-most in a single season in school history ... Caught four passes for 100 yards and a pair of scores in the season-opener against Memphis ... Hauled in nine passes for 133 yards and two touchdowns against Alcorn State ... Caught at least one pass in 11 of 12 games ... Earned 10 starts on the year ... Rushed 19 times for 131 yards ... Caught seven passes for 79 yards at Houston.

**2009:** Earned Freshman All-Southeastern Conference honors from the league's coaches ... Led the Mississippi State offense with 32 receptions and 375 receiving yards ... Opened his true freshman campaign with an end-around pass attempt on the first play of his career ... Caught two passes in the opener against Jackson State and scored touchdowns on both ... Returned 16 kickoffs for 383 yards on the season ... Also brought back five punts for 45 yards ... Had a career-best day with six catches for 123 yards and a touchdown against Houston ... Carried one time for 49 yards against Arkansas ... Hauled in three catches for 52 yards and a score in the season-ending Egg Bowl victory.

**HIGH SCHOOL:** Selected to play in the Offense-Defense All-America Bowl game following his senior season ... Ranked No. 4 among the most impressive 15 players on the West squad for his practice work and game performance that week ... Was called the "star of most of the practices" during the week ... Listed as the No. 16 wide receiver available in the country by national recruiting web site Rivals.com ... That site had him rated as the 109th-best prospect, regardless of position, in the country ... Ranked as the No. 3 prospect in Mississippi by Rivals ... Listed No. 23 on Super Prep Magazine's ranking of the top wide receivers in the country in its post-season All-America issue ... Rated the No. 33 wide receiver prospect in the country following his senior season by national recruiting web site Scout.com ... Credited with running a 4.4-second, 40-yard dash and a 34-inch vertical jump by that site ... Ranked No. 2 on the Clarion-Ledger's list of the 10 most wanted high school prospects in the state of Mississippi ... Ranked No. 5 on ESPN.com's list of the state's top players ... Chosen to play in the Mississippi-Alabama High School All-Star game ... Selected first-team, all-state by the Jackson Clarion-Ledger newspaper as an all-purpose back after his senior year ... Named to that newspaper's Dandy Dozen prior to his senior season, symbolic of being one of the top 12 players in the state of Mississippi ... During his career, he had 2,034 receiving yards, 1,348 rushing yards, and 568 yards passing ... He also totaled 1,429 yards in returns and scored 10 touchdowns on special teams ... Accounted for 2,207 yards and 23 touchdowns for head coach Eric Collins at Tupelo (Miss.) High School ... Rushed for 611 yards and had 617 yards receiving that season ... Scored seven touchdowns on punt and kickoff returns ... He also threw for 348 yards and six TDs ... Hauled in 37 passes for 787 yards and 12 touchdowns during his junior campaign ... As a sophomore, had 31 catches for 630 yards, a 20.3-yard average, and five touchdowns ... Other top scholarship offers: Alabama, Florida, LSU, Kentucky, Tennessee, Auburn, Ole Miss, Oklahoma and Texas Tech ... Committed to Mississippi State in January 2009.

**PERSONAL:** Born Chad Lemar Bumphis, 10-18-89 ... Son of Ms. Dorothy Bumphis.

## BUMPHIS' CAREER HIGHS

- Receptions – 9, vs. Alcorn State (10-2-10)
- Receiving Yards – 133, vs. Alcorn State (10-2-10)
- Receiving Touchdowns – 2, (3x) last vs. Alcorn State (10-2-10)
- Rushes – 4, (2x) last vs. UAB (10-23-10)
- Rushing Yards – 49, vs. Arkansas (11-21-09)
- Rushing Touchdowns –
- Kick Returns – 5, at Arkansas (11-21-09)
- Kick Return Yards – 114, vs. Alabama (11-14-09)
- Longest Kick Return – 50, vs. Alabama (11-14-09)
- Punt Returns – 4, vs. Memphis (9-4-10)
- Punt Return Yards – 49, vs. Memphis (9-4-10)
- Longest Punt Return – 35, vs. Memphis (9-4-10)
- All-Purpose Yards – 184, at Arkansas (11-21-09)

## BUMPHIS' CAREER RECEIVING STATS

YEAR	G/GS	NO.	YDS	AVG.	TD	LP/OPPONENT
2009	12/6	32	375	11.7	4	69 / Georgia Tech
2010	12/10	44	634	14.4	5	57 / Memphis
<b>TOTALS</b>	<b>24/16</b>	<b>76</b>	<b>1,009</b>	<b>13.3</b>	<b>9</b>	<b>69 / GEORGIA TECH</b>

## BUMPHIS' CAREER RUSHING STATS

YEAR	G/GS	NO.	YDS	AVG.	TD	LP/OPPONENT
2009	12/6	4	59	14.8	0	49 / Arkansas
2010	12/10	19	131	6.9	0	24 / Alcorn State
<b>TOTALS</b>	<b>24/16</b>	<b>23</b>	<b>190</b>	<b>8.3</b>	<b>0</b>	<b>49 / ARKANSAS</b>

## BUMPHIS' CAREER PUNT RETURN STATS

YEAR	G/GS	NO.	YDS	AVG.	TD	LP/OPPONENT
2009	12/6	5	45	9.0	0	20 / at Arkansas
2010	12/10	16	137	8.6	0	35 / Memphis
<b>TOTALS</b>	<b>24/16</b>	<b>21</b>	<b>182</b>	<b>8.7</b>	<b>0</b>	<b>35 / MEMPHIS</b>

## BUMPHIS' GAME-BY-GAME RECEIVING STATS

DATE	OPPONENT	REC	YARDS	AVG	TD	LONG
9/5/09	* JACKSON STATE	2	22	11	2	15
9/12/09	at Auburn	1	8	8	0	8
9/19/09	at Vanderbilt	3	15	5.0	0	8
9/26/09	LSU	4	24	6.0	0	8
10/3/09	* GEORGIA TECH	6	123	20.5	1	69
10/10/09	HOUSTON	3	43	14.3	0	23
10/17/09	at Middle Tenn.	4	32	8.0	0	14
10/24/09	FLORIDA	1	3	3	0	3
10/31/09	* at Kentucky	2	20	10.0	0	10
11/14/09	* ALABAMA	2	28	14	0	24
11/21/09	* at Arkansas	1	5	5	0	5
11/28/09	* OLE MISS	3	52	17.3	1	34
9/4/10	MEMPHIS	4	100	25.0	2	57
9/9/10	* AUBURN	5	34	6.8	0	10
9/18/10	at LSU	3	21	7.0	0	19
9/25/10	* GEORGIA	4	64	16.0	0	21
10/2/10	* ALCORN STATE	9	133	14.8	2	55
10/9/10	* at Houston	7	79	11.3	0	33
10/16/10	* at Florida	1	30	30.0	0	30
10/23/10	* UAB	0	0	0.0	0	0
10/30/10	* KENTUCKY	2	41	20.5	0	35
11/13/10	* at Alabama	3	43	14.3	1	27
11/20/10	* ARKANSAS	5	45	9.0	0	21
11/27/10	* at Ole Miss	1	44	44.0	0	44





**Marvin Bure • #41**  
**Senior • 1L**  
**DB • 5-9 • 190**  
**Vicksburg, Miss. (Vicksburg)**



**CAREER:** One of the fastest players on the Bulldogs' roster . . . Has seen time in 17 career games . . . Played mainly on special teams, excelling on kick coverage.

**2010:** Played in all 13 games during his junior season . . . Posted one special teams tackle for six consecutive weeks during the middle of the season . . . Credited with a key forced fumble in the win over Houston . . . Saw limited action in the defensive backfield.

**2009:** Saw action in four games, posting three total tackles . . . Played in the defensive backfield in the season opener against Jackson State . . . Posted three special teams stops against Middle Tennessee and Kentucky on the road.

**2008:** Did not see any game action during his redshirt freshman season.

**2007:** Sat out his true freshman season as a redshirt.

**HIGH SCHOOL:** Played for head coach Alonzo Stephens at Vicksburg High . . . Helped lead the Gators to the Mississippi 5A State playoffs in junior season . . . Standout defensive back on the prep level . . . Named All-County by the MHSAA Coaches Association.

**PERSONAL:** Born Marvin Jamaal Bure on January 30, 1989 in Vicksburg . . . Son of Tina Kelly and James Bure.



**James Carmon • #77**  
**Senior • 1L**  
**DL • 6-7 • 320**  
**Baltimore, Md. (Miss. Gulf Coast CC)**



**CAREER:** Made the switch from defensive line to offensive line initially during bowl practices and permanently this spring . . . Saw immediate action during his first season on campus, playing in all 12 games and earning three starts . . . Credited with eight total tackles and one pass breakup on the season.

**2010:** Played in all 13 games along the defensive front and on the field goal block unit . . . Earned three starts at defensive tackle . . . Posted eight total tackles on the season . . . Matched his career high with a pair of tackles against both Auburn and in the Egg Bowl victory . . . Credited with a pass breakup in the season-opening win over Memphis.

**JUNIOR COLLEGE:** Rated nation's top junior college defensive tackle prospect by Rivals.com . . . Listed as the eighth best prospect in the country regardless of position . . . Finished 2009 season with 32 tackles and three sacks . . . Recorded three forced fumbles and two fumble recoveries over two seasons . . . Played for head coach Steve Campbell and defensive line coach Dorsett Davis.

**HIGH SCHOOL:** Named all-state, all-metro and all county following junior and senior seasons . . . Named Metro Player of the Year in 2008 . . . Helped lead City College to a 9-3 record during his senior season . . . Played for head coach George Petrides . . . Named to G&W Recruiting Report Preseason Watch List prior to senior season.

**PERSONAL:** Born James Alvin Carmon, Jr. on February 21, 1989 in Baltimore, Md. . . . Son of James Carmon Sr. and Angela Carmon.

#### CARMON'S CAREER HIGHS

Total Tackles – 2, (2x) last at Ole Miss (11-27-10)  
 Assisted Tackles – 2, at Ole Miss (11-27-10)  
 Solo Tackles – 1, (2x) last at Florida (10-16-10)

#### CARMON'S CAREER STATS

YEAR	G/GS	TT	UT	AT	TFL-YDS	SCK-YDS	FF/FR	PBU	INT-YD
2010	13/3	8	2	6	0.0-0	0.0-0	0/0	0	0-0
<b>TOTALS</b>	<b>13/3</b>	<b>8</b>	<b>2</b>	<b>6</b>	<b>0.0-0</b>	<b>0.0-0</b>	<b>0/0</b>	<b>0</b>	<b>0-0</b>

#### CARMON'S GAME-BY-GAME STATS

DATE	OPPONENT	TT	UT	AT	TFL-YDS	SCK-YDS	FF/FR	PBU	INT
9/4/10	MEMPHIS	0	0	0	0.0-0	0.0-0	0/0	0	0-0
9/9/10	AUBURN	2	1	1	0.0-0	0.0-0	0/0	0	0-0
9/18/10	at LSU	0	0	0	0.0-0	0.0-0	0/0	0	0-0
9/25/10	GEORGIA	1	0	1	0.0-0	0.0-0	0/0	0	0-0
10/2/10	* ALCORN STATE	0	0	0	0.0-0	0.0-0	0/0	0	0-0
10/9/10	at Houston	0	0	0	0.0-0	0.0-0	0/0	0	0-0
10/16/10	at Florida	1	1	0	0.0-0	0.0-0	0/0	0	0-0
10/23/10	UAB	0	0	0	0.0-0	0.0-0	0/0	0	0-0
10/30/10	* KENTUCKY	1	0	1	0.0-0	0.0-0	0/0	0	0-0
11/13/10	* at Alabama	1	0	1	0.0-0	0.0-0	0/0	0	0-0
11/20/10	ARKANSAS	0	0	0	0.0-0	0.0-0	0/0	0	0-0
11/27/10	at Ole Miss	2	0	2	0.0-0	0.0-0	0/0	0	0-0
1/1/11	vs. Michigan	0	0	0	0.0-0	0.0-0	0/0	0	0-0





# 2011 BULLDOGS



**Michael Carr • #86**  
**Sophomore • 1L**  
**WR • 6-0 • 200**  
**West Point, Miss. (West Point)**



**CAREER:** Played in eight games during his true freshman season . . . Rushed four times for 42 yards and caught four passes for 74 yards and a score . . . Came to Mississippi State as a highly-recruited talent from nearby West Point.

**2010:** Saw action in eight games at wide receiver and on kick coverage teams . . . Was pressed into service as a kickoff returner after Leon Berry went down with an injury . . . Finished the season with four carries for 42 yards . . . Also returned three kickoffs for 49 yards . . . Posted three tackles on kickoff coverage and forced a fumble against UAB . . . Exploded onto the scene in the Gator Bowl with three receptions for 65 yards, including a 31-yard touchdown in the fourth quarter of State's 52-14 win over Michigan.

**HIGH SCHOOL:** Rated the No. 5 prospect in the state regardless of position by Rivals.com . . . Ranked the 23rd best athlete in the nation by ESPN . . . Received a four-star listing from both ESPN and Rivals . . . Named the 8th most-wanted recruit in the Clarion-Ledger's top 40 . . . Named to the Clarion-Ledger's first team offense at wide receiver . . . Also named to the Mississippi Association of Coaches 5A All-State first team . . . Led Coach Chris Chambliss' Green Wave to a 14-1 record and 5A state championship . . . In state championship game, Carr scored on a 64-yard reception and a 78-yard kickoff return . . . He finished the contest with four catches for 128 yards . . . Finished his senior campaign with 38 catches for 832 yards and 16 total touchdowns . . . Defensively he intercepted one pass and had a 35 yard return . . . Also returned 15 punts for 415 yards with a longest return of 84 yards . . . Chosen to the Mississippi High School All-Star Game he caught four passes for 53 yards . . . He was a preseason Clarion-Ledger Dandy Dozen selection . . . Chose Mississippi State over Mississippi . . . Committed in February of his junior year.

**PERSONAL:** Born Michael Christopher Carr on October 29, 1990 . . . Son of Fluid Carr, Jr. and Ferecia Carr.

#### CARR'S CAREER RECEIVING STATS

YEAR	G/GS	NO.	YDS	AVG.	TD	LP/OPPONENT
2010	8/0	4	74	18.5	1	31/ Michigan
<b>TOTALS</b>	<b>8/0</b>	<b>4</b>	<b>74</b>	<b>18.5</b>	<b>1</b>	<b>31/ MICHIGAN</b>

#### CARR'S GAME-BY-GAME RECEIVING STATS

DATE	OPPONENT	REC	YARDS	AVG	TD	LONG
9/4/10	MEMPHIS	0	0	0.0	0	0
10/2/10	ALCORN STATE	0	0	0.0	0	0
10/23/10	UAB	0	0	0.0	0	0
10/30/10	KENTUCKY	0	0	0.0	0	0
11/13/10	at Alabama	0	0	0.0	0	0
11/20/10	ARKANSAS	1	9	9.0	0	9
11/27/10	at Ole Miss	0	0	0.0	0	0
1/1/11	vs. Michigan	3	65	20.7	1	31



**Arceto Clark • #19**  
**Junior • 2L**  
**WR • 5-10 • 180**  
**Verona, Miss. (Shannon)**



**CAREER:** Moved from defensive back to wide receiver prior to the season and became one of the Bulldogs' top weapons in the passing game . . . Came to MSU as an athlete who excelled on both side of the ball in high school . . . Was selected to play in the Mississippi-Alabama High School All-Star game.

**2010:** Played in all 13 games, earning starts in each of the final 12 contests . . . The Bulldogs' second-leading receiver throughout the season . . . Caught 25 passes for 362 yards and three touchdowns on the year . . . Caught at least one pass in 12 different games . . . Hauled in a 33-yard touchdown in the fourth quarter against Georgia . . . Also pulled in a touchdown catch against Kentucky . . . Caught at least two passes on 10 different occasions during the 2010 campaign . . . Closed out the year with a three-reception, 45-yard day against Michigan in the Gator Bowl . . . Hauled in State's first score of the day, a four-yard TD catch.

**2009:** Sat out the season as a redshirt.

**2008:** Played five games during his true freshman season . . . After not seeing action in the season's first seven weeks, he saw game work in the final five . . . Rushed three times for 21 yards, a 7.0-yard average . . . Also caught three passes for 11 yards, a 3.7-yard average.

**HIGH SCHOOL:** Ranked as the No. 36 cornerback prospect in the country by ESPN.com in its post-season listing . . . Selected to play in the Mississippi/Alabama High School All-Star game as a wide receiver . . . Credited with running a 4.5 in the 40-yard dash by recruiting web site Scout.com . . . Rated No. 9 on SuperPrep's post-season All-America listing of the state of Mississippi's top players, the state's second-ranked cornerback . . . Rated among the top 25 recruits in the state of Mississippi by the Jackson Clarion-Ledger following his senior season . . . That newspaper selected him second-team, all-state as a defensive back following his senior season for head coach Porter Casey at Shannon (Miss.) High School . . . Registered four pass interceptions during his senior campaign . . . On the offensive side of the football, caught 56 passes for 1,090 yards, a 19.7-yard per catch average, and 10 touchdowns, as a junior . . . The yardage total topped the state's juniors . . . That production resulted in his selection as the Class 4A Division 4 Offensive Most Valuable Player . . . Also made 30 tackles and three pass interceptions during that junior campaign . . . Solid student in the high school classroom with a 3.17 grade point average . . . Other top scholarship offers: Ole Miss and Clemson . . . Committed to MSU in July 2007.

**PERSONAL:** Born Arceto Martinez Clark, 9-29-89 . . . Son of Mr. and Mrs. David Vaughn . . . His cousin, Louis Clark, lettered as a wide receiver for Mississippi State, 1983-86.

#### CLARK'S CAREER HIGHS

Receptions – 3, (3x) last vs. Michigan (1-1-11)  
 Receiving Yards – 48, at LSU (9-18-10)  
 Longest Reception – 33, (2x) last vs. Arkansas (11-20-10)  
 Receiving Touchdowns – 1, (3x) last vs. Michigan (1-1-11)

#### CLARK'S CAREER RECEIVING STATS

YEAR	G/GS	NO.	YDS	AVG.	TD	LP/OPPONENT
2008	5/0	3	11	3.7	0	10 / Kentucky
2010	13/12	25	362	14.5	3	33 / twice
<b>TOTALS</b>	<b>18/12</b>	<b>28</b>	<b>373</b>	<b>13.3</b>	<b>3</b>	<b>33 / TWICE</b>





## CLARK'S GAME-BY-GAME RECEIVING STATS

DATE	OPPONENT	REC	YARDS	AVG	TD	LONG
10/25/08	MIDDLE TENN.	0	0	0.0	0	0
11/1/08	KENTUCKY	2	11	5.5	0	10
11/15/08	at Alabama	1	0	0.0	0	0
11/22/08	ARKANSAS	0	0	0.0	0	0
11/28/08	at Ole Miss	0	0	0.0	0	0
9/4/10	MEMPHIS	2	19	9.5	0	10
9/9/10	* AUBURN	2	28	14.0	0	21
9/18/10	* at LSU	3	48	15.3	0	25
9/25/10	* GEORGIA	2	47	23.5	1	33
10/2/10	* ALCORN STATE	2	21	10.5	0	14
10/9/10	* at Houston	0	0	0.0	0	0
10/16/10	* at Florida	1	4	4.0	0	4
10/23/10	* UAB	2	28	14.0	0	15
10/30/10	* KENTUCKY	2	27	13.5	1	21
11/13/10	* at Alabama	2	44	22.0	0	33
11/20/10	* ARKANSAS	3	29	9.7	0	13
11/27/10	* at Ole Miss	1	22	22.0	0	22
1/1/11	* vs. Michigan	3	45	15.0	1	29



**Kendrick Cook • #88**  
**Senior • 3L**  
**TE • 6-1 • 255**  
**Attalla, Ala. (Etowah)**



**CAREER:** Talented blocker has seen valuable playing time in 2010 . . . Has played in 29 career games . . . A redshirt season was considered during his true freshman campaign but injuries at the tight end position forced him onto the playing field.

**2010:** Played in 11 game, earning a start in the Gator Bowl victory over Michigan. . . Caught one pass for 12 yards against LSU . . . Saw extensive playing time on several special teams units.

**2009:** Saw action in 10 games, playing mainly on special teams and as a reserve tight end . . . Earned one start in a two-tight end set against Auburn in Week 2 . . . Primarily used as a blocker, did catch one pass for 13 yards against Georgia Tech.

**2008:** Played in eight games during his true freshman season . . . Did not see game action in the season's first three weeks and two weeks later at LSU . . . Earned his first collegiate start at Alabama in Week 10 and opened the Arkansas win one week later.

**HIGH SCHOOL:** Ranked as the No. 34 tight end prospect in the nation by ESPN.com in its post-season listing . . . Rated as the No. 49 tight end prospect in the country by recruiting web site Rivals.com . . . Starred for four years at tight end for head coach Gene Hill at Etowah High School in Attalla, Ala., helping his high school team to a 31-13 record during that time . . . Selected to the Gadsden Times Dirty Dozen during both his junior and senior seasons, symbolic of being one of the top 12 players in the Gadsden area . . . Hauled in 26 passes for 331 yards, a 12.7-yard per catch average, and one touchdown . . . Named Class 5A first-team, all-state as a tight end for the Blue Devils during his junior season by the Alabama Sports Writers Association . . . Caught 31 passes for 438 yards, a 14.1-yard average, and three touchdowns, during that junior campaign . . . Credited with running a 4.8 in the 40-yard dash by recruiting web site Rivals.com . . . Three-sport star on the high school level who also excelled in baseball and basketball . . . Solid student in the high school classroom with a 3.25 grade point average . . . Committed to MSU in July 2007.

**PERSONAL:** Born Kendrick ShaMar Cook, 8-22-90, in Gadsden, Ala. . . Son of Mr. and Mrs. Julius Cook Sr. . . His brother played baseball at Alabama State.



**Blaine Clausell • #75**  
**Redshirt Freshman • RS**  
**OL • 6-7 • 295**  
**Mobile, Ala. (Baker)**



**CAREER:** Listed as a top contender for the starting left tackle spot as a redshirt freshman . . . Still awaiting his first opportunity to help the Bulldogs on the playing field . . . Spent the season as the top reserve at left tackle behind All-American Derek Sherrod . . . Enrolled in January following his early high school graduation.

**2010:** Spent the season as a redshirt offensive lineman.

**HIGH SCHOOL:** Played for head coach Tim Massengale at Baker High School . . . First player from his high school to play football in the Southeastern Conference . . . Recipient of Sherryl Smith Scholarship Award . . . First-team all-area . . . Committed to Mississippi State in July prior to senior season . . . Chose Bulldogs over Louisiana, Southern Mississippi and Troy.

**PERSONAL:** Born Blaine Iman Clausell on January 31, 1992 in Mobile . . . Son of Leon and Teraca Lang.





# 2011 BULLDOGS



**Fletcher Cox • #94**  
**Junior • 2L**  
**DL • 6-4 • 295**  
**Yazoo City, Miss. (Yazoo City)**



**CAREER:** All-Star candidate entering his junior season . . . Talented defensive lineman made an immediate impact during his true freshman season . . . All-SEC nominee during his sophomore season . . . Suffered an ankle injury early in the 2010 season that hobbled him . . . Highly recruited athlete from Yazoo City, Miss.

**2010:** Started 11 games and played in 12 during his sophomore campaign . . . Posted 29 tackles on the season, with 6.5 coming behind the line of scrimmage . . . Also credited with 2.5 sacks and four quarterback hurries . . . Blocked a pair of kicks, bringing his career total to three.

**2009:** Played in all 12 games during his true freshman season . . . Earned Freshman All-Southeastern Conference honors from the league's coaches . . . Started four times on the year . . . Posted 29 total tackles with 3.5 coming behind the line of scrimmage . . . Began career with two tackle for loss game against Jackson State . . . Also posted first career sack against the Tigers . . . Recorded career-high five tackles in Week 2 against Auburn . . . Earned first start against Middle Tennessee . . . Credited with four tackles with 1.5 for loss against the Blue Raiders . . . Also posted four stops against Florida and Arkansas.

**HIGH SCHOOL:** Rated the No. 5 weak side defensive end in the country by national recruiting web site Rivals.com . . . That site credits him with the second-fastest first step among all defensive ends and a 4.47 time in the 40-yard dash . . . Rivals moved him among its top 100 players overall in the country in its final post-season ranking . . . He is also considered the No. 2 prospect in the state of Mississippi by Rivals, the top defensive player on the chart . . . Considered the No. 17 defensive end prospect in the country by national recruiting web site Scout.com . . . Listed No. 31 on Super Prep Magazine's ranking of the top defensive linemen in the country in its post-season All-America issue . . . Named first-team, all-state on the defensive line by the Jackson Clarion-Ledger newspaper for all classifications . . . Ranked No. 4 on the Clarion-Ledger's list of the 10 most wanted high school prospects in the state of Mississippi, the top defensive lineman on the list . . . Also selected to that newspaper's Dandy Dozen list, symbolic of being one of the top 12 high school players in Mississippi . . . Made 104 total tackles during his senior season, including 10 quarterback sacks . . . Also had one pass interception and a fumble recovery . . . Chosen to play in the Mississippi-Alabama High School All-Star game following his senior season for head coach Tony Woolfolk at Yazoo City (Miss.) High School . . . Selected to the G&W Recruiting Report's Pre-season Top 250 prospects nationally, one of the top 56 offensive and defensive linemen on the list . . . During his junior campaign, he had 103 total tackles, including 11 quarterback sacks and two pass interceptions, one of which he returned for a touchdown . . . Other top scholarship offers: LSU, Alabama, Auburn, Ole Miss and Colorado . . . Committed to MSU in April 2008.

**PERSONAL:** Born Fletcher Cox, 12-13-90 . . . Son of Mrs. Melissa Cox Bright.

## COX'S CAREER HIGHS

Total Tackles – 5, (3x) last vs. Georgia (9-25-10)  
 Assisted Tackles – 4, vs. Georgia (9-25-10)  
 Solo Tackles – 3, (3x) last at Alabama (11-13-10)  
 Tackles For Loss – 2.0, vs. Jackson State (9-5-10)  
 Sacks – 1.0, (3x) last vs. Kentucky (10-30-10)  
 FG Block – 1, (2x) last vs. Auburn (9-9-10)

## COX'S CAREER STATS

YEAR	G/GS	TT	UT	AT	TFL-YDS	SCK-YDS	FF/FR	PBU	INT-YD
2009	12/4	29	17	12	3.5-9	1.0-3	0/0	0	0-0
2010	12/11	29	9	20	6.5-31	2.5-16	1/1	0	0-0
<b>TOTALS</b>	<b>24/15</b>	<b>58</b>	<b>26</b>	<b>32</b>	<b>10.0-40</b>	<b>3.5-19</b>	<b>1/1</b>	<b>0</b>	<b>0-0</b>

## COX'S GAME-BY-GAME STATS

DATE	OPPONENT	TT	UT	AT	TFL-YDS	SCK-YDS	FF/FR	PBU	INT
9/5/09	JACKSON STATE	2	2	0	2-0.4	1.0-3	0/0	0	0-0
9/12/09	at Auburn	5	3	2	0-0.0	0-0	0/0	0	0-0
9/19/09	at Vanderbilt	0	0	0	0-0.0	0-0	0/0	0	0-0
9/26/09	LSU	1	0	1	0-0.0	0-0	0/0	0	0-0
10/3/09	GEORGIA TECH	2	0	2	0-0.0	0-0	0/0	0	0-0
10/10/09	HOUSTON	1	0	1	0-0.0	0-0	0/0	0	0-0
10/17/09	* at Middle Tenn.	4	3	1	1.5-5	0-0	0/0	0	0-0
10/24/09	FLORIDA	4	1	3	0-0.0	0-0	0/0	0	0-0
10/31/09	* at Kentucky	2	1	1	0-0.0	0-0	0/0	0	0-0
11/14/09	* ALABAMA	3	2	1	0-0.0	0-0	0/0	0	0-0
11/21/09	* at Arkansas	4	3	1	0-0.0	0-0	0/0	0	0-0
11/28/09	OLE MISS	1	0	1	0-0.0	0-0	0/0	0	0-0
9/4/10	* MEMPHIS	0	0	0	0.0-0	0.0-0	0/0	0	0-0
9/9/10	AUBURN	5	3	2	1.0-6	1.0-6	0/0	0	0-0
9/18/10	* at LSU	3	0	3	0.5-1	0.0-0	0/0	0	0-0
9/25/10	* GEORGIA	5	1	4	1.5-9	0.5-3	0/0	0	0-0
10/9/10	* at Houston	1	0	1	0.0-0	0.0-0	0/0	0	0-0
10/16/10	* at Florida	3	1	2	1.5-4	0.0-0	1/0	0	0-0
10/23/10	* UAB	2	0	2	0.0-0	0.0-0	0/0	0	0-0
10/30/10	* KENTUCKY	1	1	0	1.0-7	1.0-7	0/0	0	0-0
11/13/10	* at Alabama	4	3	1	1.0-4	0.0-0	0/0	0	0-0
11/20/10	* ARKANSAS	3	0	3	0.0-0	0.0-0	0/1	0	0-0
11/27/10	* at Ole Miss	1	0	1	0.0-0	0.0-0	0/0	0	0-0
1/1/11	* vs. Michigan	1	0	1	0.0-0	0.0-0	0/0	0	0-0





**Dillon Day • #63**  
**Redshirt Freshman • RS**  
**OL • 6-4 • 295**  
**West Monroe, La. (West Monroe)**



**CAREER:** Still awaiting his first opportunity to help the Bulldogs on the game field . . . Excelled as a scout team and reserve offensive lineman during his redshirt season.

**2010:** Spent his true freshman season as a redshirt.

**HIGH SCHOOL:** Played offensive tackle for head coach Don Shows at West Monroe, helping lead the Rebels to a state championship appearance his junior year and the 5A state title his senior campaign . . . West Monroe finished the 2009 season 15-0 and ranked No. 9 nationally, defeating Archbishop Rummel 30-0 in the title game in the Louisiana Superdome . . . Rated a two-star prospect by Rivals.com . . . Also held scholarship offers from Louisiana Tech and Louisiana-Monroe

**PERSONAL:** Born October 17, 1991 . . . Son of Marc and Diane Day.



**Derek DePasquale • #40**  
**Senior • 2L**  
**K • 5-8 • 180**  
**The Woodlands, Texas (Colo. School of Mines)**



**CAREER:** Pressed into service during his first year on campus . . . Took over as the regular kicker on placements in Week 8 of the 2010 season . . . Has connected on 20-of-24 field goal attempts with a long of 48 yards . . . Has made all 51 of his point after touchdown attempts.

**2010:** Assumed regular placekicking duties in Week 8 of the season . . . Tied a school record with five made field goals in the win over UAB . . . Converted on nine consecutive attempts over the final five weeks of the season before missing a 47-yarder in the Egg Bowl . . . Currently sits atop the school's all-time records for field goal accuracy.

**2009:** Stepped in when starting kicker Sean Brauchle was injured during the Georgia Tech game in Week 5 . . . Connected on 10-of-12 field goals with only one miss inside of 50 yards . . . Made his first career attempt against Georgia Tech . . . Converted all 23 point after attempts during his first season . . . Made a career-long 48-yarder in the Egg Bowl victory . . . Also booted a 43-yarder against Florida.

**COLLEGE:** Played one year at Division II Colorado School of Mines in Golden Colorado . . . Played in five games in 2007 for the Orediggers . . . Converted on all 17 extra point attempts and 3-of-7 field goal tries.

**HIGH SCHOOL:** Played for head coach Mark Schmidt at The Woodlands High School in The Woodlands, Texas . . . Named Academic All-State as a senior and Academic All-District each of his final two seasons in high school . . . Three year starter at placekicker.

**PERSONAL:** Born Derek Anthony DePasquale on 8-13-88 in New Orleans, La. . . . Son of Clare Furr-Smith and Thomas Smith . . . Twin sister Amber plays softball at Liberty University.

#### DEPASQUALE'S CAREER HIGHS

Field Goals Attempted – 5, vs. UAB (10-23-10)

Field Goals Made – 5, vs. UAB (10-23-10)

Longest Field Goal – 48, vs. Ole Miss (11-28-09)

Extra Points Attempted – 7, vs. Michigan (1-1-11)

Extra Points Made – 7, vs. Michigan (1-1-11)

Points Scored – 17, vs. UAB (10-23-10)

#### DEPASQUALE'S CAREER STATS

YEAR	G/GS	PAT/ATT	PCT.	FG/ATT	PCT.	PTS	LONG/OPP
2009	9/7	23/23	1.000	10-12	.833	53	48 / Ole Miss
2010	11/6	28/28	1.000	10-12	.833	58	43 / UAB
<b>TOTALS</b>	<b>20/13</b>	<b>51/51</b>	<b>1.000</b>	<b>20/24</b>	<b>.833</b>	<b>111</b>	<b>48 / OLE MISS</b>

#### DEPASQUALE'S CAREER FIELD GOAL BREAKDOWN

YEAR	1-19	20-29	30-39	40-49	50+	LG	BLK
2009	0-0	2-2	6-7	2-2	0-1	48	0
2010	0-0	5-5	2-3	3-4	0-0	43	0
<b>TOTAL</b>	<b>0-0</b>	<b>7-7</b>	<b>8-9</b>	<b>5-6</b>	<b>0-1</b>	<b>48</b>	<b>0</b>





# 2011 BULLDOGS



**Robert Elliott • #2**  
**Senior • 3L**  
**RB • 6-2 • 210**  
**Okolona, Miss. (Okolona)**



**CAREER:** Veteran runner has provided depth to the Bulldog backfield after overcoming injuries early in his career . . . Outstanding special teamer serves on nearly every coverage team . . . Came to MSU as one of the state's most decorated recruits in 2007.

**2010:** Played in all 13 games, earning starts in six . . . Rushed 60 times for 221 yards on the season and caught three passes for 14 yards . . . Earned starts in the first three games of the year and in three of the last six contests . . . Carried a career-high tying 11 times in the season opener against Memphis and again against Alcorn State . . . Caught two passes for 11 yards against Arkansas . . . Plowed for a season-high 43 yards in victory at Houston . . . Rushed six times for 36 yards including a season-long 18-yard carry in the Gator Bowl victory over Michigan.

**2009:** Saw playing time in all 12 games during his sophomore season . . . Played mainly on special teams and as a reserve running back . . . Carried 44 times for 221 yards and a touchdown . . . Saw most extensive action at tailback in the season opener against Jackson State . . . Rushed 11 times for 80 yards and a score against the Tigers . . . Ran five times for 27 yards and hauled in two passes against Georgia Tech . . . Return a block punt for a score against Auburn.

**2008:** Played in four games during his redshirt freshman season until having that campaign curtailed by a knee injury . . . After not seeing action in the season opener, played in four straight games (Weeks 2-5) . . . Rushed 18 times for 61 yards, a 3.4-yard per carry average, and one touchdown . . . Also had four pass receptions for 53 yards, a 13.2-yard average . . . Saw his first action from the line of scrimmage in Mississippi State's home-opening win over Southeastern Louisiana . . . Rushed five times for 7 yards and had a 19-yard pass reception against the Lions . . . Saw the most extensive work of his redshirt freshman season at Georgia Tech in Week 4 . . . Rushed a career-best nine times for 36 yards and a touchdown, and caught three passes for 34 yards . . . The score was the first of his collegiate career . . . Rushed four times for 18 yards at LSU in Week 5, but suffered a season-ending knee injury shortly before halftime . . . Led all rushers during two fall scrimmages by gaining 86 yards on 27 attempts.

**2007:** Redshirted his true freshman season at Mississippi State.

**HIGH SCHOOL:** Selected to play in the Mississippi/Alabama All-Star Classic . . . Ranked as the No. 8 running back in the nation by national recruiting web site Scout.com, the No. 55 prospect regardless of position on its list . . . Also ranked No. 13 in the southeast, regardless of position, the No. 3 running back in the region, by Scout in its preseason yearbook . . . Likewise rated the No. 5 running back in the nation by SuperPrep magazine in its season-ending All-America issue . . . That publication has him ranked as No. 2 prospect in Mississippi, the top-rated running back . . . Moved up 13 spots on that publication's ranking from its pre-season No. 18 standing in the country . . . Rated the No. 11 running back in the country by recruiting web site Rivals.com . . . That site ranked him as the No. 2 prospect in Mississippi, the top running back listed . . . Rated with the top 25 running backs in the nation prior to his senior season by the G&W Recruiting Report . . . Ranked with the top 10 running backs in the Southeast by the Rivals.com recruiting yearbook following his senior campaign . . . Mentioned with the top 14 running backs in the southeast on the Atlanta Journal-Constitution Super Southern 100 . . . Listed with the top 15 running backs in the southeast by PrepStar recruiting magazine following his senior season . . . Named first-team, all-state following his senior season for head coach Andrew Aldridge at Okolona (Miss.) High School by the Jackson Clarion-Ledger . . . Ranked No. 3 on the Clarion-Ledger's list of the top 10 players in the state in that paper's post-season chart, the top running back in the state . . . Also named to the Dandy Dozen prior to his senior season, symbolic of being one of the top 12 players in the state, by that newspaper . . . Rushed for more than 5,000 yards and 51 rushing touchdowns during his high school career at Okolona . . . Had another 740 yards receiving and eight more scores through the air . . . Rushed for 1,730 yards on 221 carries, a 7.8-yard per rush average, and 18 touchdowns during that senior campaign for the Chieftains . . . Also caught 17 passes for 300 yards out of the backfield . . . Was a return man on special teams as well . . . Gained 1,818 yards on 215 carries and scored 17 TDs during his junior season . . . Caught 22 passes for 404 yards that season . . . Ran a 4.58 40-yard dash and jumped 32 inches in the vertical leap at the Oxford Scout.com combine . . . Had the second-best showing in both the standing broad

jump (10 feet, 3 inches) and the shuttle run (4.41 seconds) . . . Was the most valuable player of that combine . . . Credited with a 255-pound bench press max, he did 16 repetitions of 185 pounds on the bench, according to recruiting web site Rivals.com . . . Other top scholarship offers: Ole Miss, Alabama and Florida State.

**PERSONAL:** Born Robert L. Elliott III, 6-23-89, in Okolona, Miss. . . Son of Mrs. Bridgett Elliott.

## ELLIOTT'S CAREER HIGHS

- Carries – 11, (3x) last at Houston (10-9-10)
- Rushing Yards – 80, vs. Jackson State (9-5-09)
- Rushing Touchdowns – 1, vs. Jackson State (9-5-09)
- Longest Rush – 26, vs. Alabama (11-14-09)
- Receptions – 3, at Georgia Tech (9-20-08)
- Receiving Yards – 34, at Georgia Tech (9-20-08)
- Longest Reception – 19, vs. Southeastern Louisiana (9-6-08)

## ELLIOTT'S CAREER RUSHING STATS

YEAR	G/GS	NO.	YDS	AVG.	TD	LP/OPPONENT
2008	4/0	18	61	3.4	1	15/ Georgia Tech
2009	12/0	44	221	5.0	1	26 / Alabama
2010	13/6	60	221	3.7	0	18/ Michigan
<b>TOTALS</b>	<b>29/6</b>	<b>122</b>	<b>503</b>	<b>4.1</b>	<b>2</b>	<b>26 / ALABAMA</b>

## ELLIOTT'S GAME-BY-GAME RUSHING STATS

DATE	OPPONENT	NO.	GAIN	LOSS	NET	AVG.	TD	LP
9/6/08	SOUTHEASTERN LA.	5	10	3	7	1.4	0	4
9/13/08	AUBURN	0	0	0	0	0	0	0
9/20/08	at Georgia Tech	9	37	1	36	4.0	1	15
9/27/08	at LSU	4	18	0	18	4.5	0	6
9/5/09	JACKSON STATE	11	83	3	80	7.3	1	20
9/12/09	at Auburn	2	2	3	-1	0.0	0	2
9/19/09	at Vanderbilt	1	0	8	-8	0.0	0	0
9/26/09	LSU	0	0	0	0	0	0	0
10/3/09	GEORGIA TECH	5	29	2	27	5.4	0	20
10/10/09	HOUSTON	5	17	1	16	3.2	0	8
10/17/09	at Middle Tennessee	6	7	7	0	0.0	0	5
10/24/09	FLORIDA	1	0	4	-4	0.0	0	0
10/31/09	at Kentucky	1	0	1	-1	0.0	0	0
11/14/09	ALABAMA	1	26	0	26	26.0	0	26
11/21/09	at Arkansas	7	62	0	62	8.9	0	22
11/21/09	OLE MISS	4	25	1	24	6.0	0	12
9/4/10	* MEMPHIS	11	42	3	39	3.6	0	12
9/9/10	* AUBURN	4	14	0	14	3.5	0	8
9/18/10	* at LSU	9	41	2	39	4.3	0	8
9/25/10	GEORGIA	1	1	0	1	1.0	0	1
10/2/10	ALCORN STATE	3	10	0	10	3.3	0	6
10/9/10	at Houston	11	46	3	43	3.9	0	13
10/16/10	at Florida	2	8	0	8	4.0	0	4
10/23/10	* UAB	4	12	0	12	3.0	0	5
10/30/10	* KENTUCKY	2	7	0	7	3.5	0	4
11/13/10	at Alabama	6	12	0	12	2.0	0	4
11/20/10	ARKANSAS	1	0	0	0	0.0	0	0
11/27/10	* at Ole Miss	0	0	0	0	0.0	0	0
1/1/11	vs. Michigan	6	36	0	36	8.0	0	18





**Kaleb Eulls • #92**  
**Redshirt Freshman • RS**  
**DL • 6-4 • 280**  
**Yazoo City, Miss. (Yazoo County)**



**CAREER:** Still awaiting his first chance to help the Bulldogs on the playing field . . . Saw time at both defensive tackle and defensive end during his developmental season.

**2010:** Redshirted his true freshman season.

**HIGH SCHOOL:** Ranked the No. 4 player in the state of Mississippi regardless of position by SuperPrep . . . Slotted at No. 5 regardless of position and the top defensive lineman by Scout.com . . . A four-star rating by both Scout.com and Rivals.com . . . A consensus all-state selection and a pick to play in the Mississippi-Alabama All-Star Game . . . Named the 4A Defensive Player of the Year by the Mississippi Association of Coaches . . . Named to the Clarion-Ledger Dandy Dozen along with being named the paper's sixth most-wanted recruit . . . As a defensive end he totaled 82 tackles with 16 tackles for loss and seven sacks . . . Forced one fumble and recovered another . . . Also handled quarterback on offense and finished his senior year with 721 passing yards . . . Rushed for 942 yards with 11 touchdowns . . . Also served as teams punter, averaging 42 yards per boot . . . Played for head coach Matt Williams . . . Received national headlines and television appearances after disarming a student on the bus on the way to school . . . Chose Mississippi State over Mississippi . . . Also had offers from Alabama, Georgia, LSU, Southern Miss and Tennessee among others . . . Committed to Mississippi State in July of 2009.

**PERSONAL:** Born Kaleb Lashun Eulls on June 28, 1991 . . . Son of Ora Eulls.



**Dylan Favre • #6**  
**Redshirt Freshman • RS**  
**QB • 5-10 • 195**  
**Kiln, Miss. (St. Stanislaus)**




**CAREER:** Redshirted during his first season on campus . . . Highly decorated passer on the prep level . . . Served as team's play signaler as he learns the offense.

**2010:** Sat out his true freshman season as a redshirt.

**HIGH SCHOOL:** Named the 2009 Gatorade Player of the Year in the state of Mississippi . . . Named to the prestigious Parade All-America Team . . . Honored as Class 4A Offensive Player of the Year by Mississippi Association of Coaches . . . Also named Mississippi Player of the Year and All-State quarterback by the Jackson (Miss.) Clarion-Ledger . . . Listed as one of Mississippi's 40 Most Wanted by the Clarion-Ledger . . . Named the 15th best prospect in the state by the Mississippi Press . . . Rivals.com rated him as the No. 2 quarterback in the state . . . Shattered most state passing records . . . Completed 342 of 529 passes for 5,589 yards and 63 touchdowns as a senior . . . Also rushed for 1,265 yards and 18 scores as he led coach Forrest Williams' Rockachaws to a 14-1 record and the 4A state title . . . Tabbed as the All-South offensive player of the year by the Biloxi Sun Herald each of the past two seasons . . . As a junior, completed 225 of 370 passes for 3,805 yards and a then-state record 45 touchdown passes . . . Named 2nd team All-State by the Clarion Ledger in 2008 . . . During his sophomore season, Favre threw for 36 touchdowns, 3,092 yards and completed 196 of 322 pass attempts . . . Chose Mississippi State over Southern Mississippi and Tulane.

**PERSONAL:** Born Dylan DeWayne Favre on March 19, 1992 . . . Son of Jeffrey and Rhonda Favre . . . Nephew of NFL quarterback Brett Favre.







# 2011 BULLDOGS



**Sean Ferguson • #99**  
**Senior • 3L**  
**DL • 6-3 • 255**  
**Miami, Fla. (Norland)**



**CAREER:** With 37 games played, is the most experienced player on the Bulldog defensive front . . . Was pressed into immediate service at defensive end during his true freshman season . . . Has played in all 36 games during his Mississippi State career, starting 12 times . . . Has made 60 tackles, including 11.5 for loss . . . Came to MSU after playing in the state of Florida High School All-Star game.

**2010:** Saw action in all 13 Bulldog games, earning seven starts on the season . . . Recorded 23 total tackles with five tackles for loss on the year . . . Posted a season-best four stops against Arkansas in Week 11 and in the Egg Bowl victory.

**2009:** Played in all 12 games earning four starts during his sophomore season . . . Posted 25 total tackles on the year with five and a half coming behind the line of scrimmage . . . Tallied a career best eight tackles against Florida with 1.5 TFL . . . Also credited with a pair of quarterback hurries on the season . . . Recorded his first career sack in the Egg Bowl victory.

**2008:** Played in all 12 games during his true freshman season, starting five times at a defensive end position . . . Received the opening call in the first three games of the season and back-to-back games against Middle Tennessee and Kentucky in Weeks 8-9 . . . Registered 12 tackles, including one for loss (minus 4 yards) on the year . . . Became the first true freshman to start the first game of his career for Mississippi State since Quinton Culbertson did so against Oregon in 2003, and just the second since 1986 . . . Made one tackle in the season's first game at Louisiana Tech . . . Registered three tackles in Mississippi State's home-opening 34-10 win over Southeastern Louisiana . . . Had one stop at LSU in Week 5 . . . Recorded five tackles, and his lone tackle for loss, in back-to-back games at mid-season at Tennessee and against Middle Tennessee . . . Added two more stops at Tennessee in Week 7 . . . Registered three tackles, including a 4-yard tackle for loss, in his team's homecoming win over Middle Tennessee . . . Added one hit each in back-to-back games against Arkansas and Ole Miss to conclude his first season on campus.

**HIGH SCHOOL:** Named one of the top 25 prospects in the Miami-Dade County area, the fourth-best pass rushing prospect, by the Miami Herald . . . That newspaper selected him second-team Dade County in the Class 4A-6A divisions on the defensive line following his senior season . . . Selected to play in both the Florida High School All-Star game and the Broward-Dade County All-Star game following his senior season . . . He had a pair of sacks in the Florida High School All-Star game . . . Finished the regular season with 57 tackles and 12 quarterback sacks during his senior campaign for head coach Nigel Dunn Jr. at Norland High School in Miami, Fla. . . Helped lead Norland to a 7-4 record during that senior campaign . . . Had 35 tackles and five sacks as a junior . . . Also played on the offensive line during his high school career . . . Wrestled and ran track as a prepster, as well . . . Other top scholarship offers: Rutgers, South Florida, Florida Atlantic, Florida International . . . Committed to MSU in January 2008.

**PERSONAL:** Born Sean Pierre Ferguson, 9-25-89, in Miami, Fla. . . Son of Ms. Philicia Ferguson.

## FERGUSON'S CAREER HIGHS

Total Tackles – 8, vs. Florida (10-24-09)  
 Assisted Tackles – 6, vs. Florida (10-24-09)  
 Solo Tackles – 2, (6x) last at Ole Miss (11-27-10)  
 Pass Breakups – 1, vs. Arkansas (11-20-10)  
 Tackles For Loss – 1.5, (2x) last at Ole Miss (11-27-10)  
 Sacks – 1.0, vs. Ole Miss (11-28-09)

## FERGUSON'S CAREER STATS

YEAR	G/GS	TT	UT	AT	TFL-YDS	SCK-YDS	FF/FR	PBU	INT-YD
2008	12/5	12	5	7	1.0-4	0.0-0	0/0	0	0-0
2009	12/4	25	12	13	5.5-13	1.0-7	0/0	0	0-0
2010	13/7	23	9	14	5.0-13	0.0-0	0/0	1	0-0
<b>TOTALS</b>	<b>37/16</b>	<b>60</b>	<b>26</b>	<b>34</b>	<b>11.5-30</b>	<b>1.0-7</b>	<b>0/0</b>	<b>1</b>	<b>0-0</b>

## FERGUSON'S GAME-BY-GAME STATS

DATE	OPPONENT	TT	UT	AT	TFL-YDS	SCK-YDS	FF/FR	PBU	INT
8/30/08	* at Louisiana Tech	1	0	1	0.0-0	0.0-0	0/0	0	0-0
9/6/08	* SOUTHEASTERN LA.	3	1	2	0.0-0	0.0-0	0/0	0	0-0
9/13/08	* AUBURN	0	0	0	0.0-0	0.0-0	0/0	0	0-0
9/20/08	at Georgia Tech	0	0	0	0.0-0	0.0-0	0/0	0	0-0
9/27/08	at LSU	1	1	0	0.0-0	0.0-0	0/0	0	0-0
10/11/08	VANDERBILT	0	0	0	0.0-0	0.0-0	0/0	0	0-0
10/18/08	at Tennessee	2	0	2	0.0-0	0.0-0	0/0	0	0-0
10/25/08	* MIDDLE TENN.	3	2	1	1.0-4	0.0-0	0/0	0	0-0
11/1/08	* KENTUCKY	0	0	0	0.0-0	0.0-0	0/0	0	0-0
11/15/08	at Alabama	0	0	0	0.0-0	0.0-0	0/0	0	0-0
11/22/08	ARKANSAS	1	0	1	0.0-0	0.0-0	0/0	0	0-0
11/28/08	at Ole Miss	1	0	1	0.0-0	0.0-0	0/0	0	0-0
9/5/09	JACKSON STATE	0	0	0	0.0-0	0.0-0	0/0	0	0-0
9/12/09	at Auburn	3	1	2	1.0-2	0.0-0	0/0	0	0-0
9/19/09	at Vanderbilt	1	0	1	0.0-0	0.0-0	0/0	0	0-0
9/26/09	LSU	1	1	0	0.0-0	0.0-0	0/0	0	0-0
10/3/09	GEORGIA TECH	1	1	0	0.0-0	0.0-0	0/0	0	0-0
10/10/09	* HOUSTON	2	2	0	1.0-1	0.0-0	0/0	0	0-0
10/17/09	* at Middle Tenn.	2	0	2	0.5-0	0.0-0	0/0	0	0-0
10/24/09	* FLORIDA	8	2	6	1.5-3	0.0-0	0/0	0	0-0
10/31/09	* at Kentucky	2	1	1	0.5-0	0.0-0	0/0	0	0-0
11/14/09	ALABAMA	0	0	0	0.0-0	0.0-0	0/0	0	0-0
11/21/09	at Arkansas	2	2	0	0.0-0	0.0-0	0/0	0	0-0
11/28/09	OLE MISS	3	2	1	1.0-7	1.0-7	0/0	0	0-0
9/4/10	MEMPHIS	2	1	1	0.0-0	0.0-0	0/0	0	0-0
9/9/10	AUBURN	0	0	0	0.0-0	0.0-0	0/0	0	0-0
9/18/10	at LSU	2	1	1	0.0-0	0.0-0	0/0	0	0-0
9/25/10	GEORGIA	2	1	1	0.5-2	0.0-0	0/0	0	0-0
10/2/10	* ALCORN STATE	2	1	1	0.5-1	0.0-0	0/0	0	0-0
10/9/10	* at Houston	2	0	2	0.0-0	0.0-0	0/0	0	0-0
10/16/10	* at Florida	2	1	1	1.0-2	0.0-0	0/0	0	0-0
10/23/10	* UAB	2	1	1	1.0-3	0.0-0	0/0	0	0-0
10/30/10	KENTUCKY	0	0	0	0.0-0	0.0-0	0/0	0	0-0
11/13/10	at Alabama	1	1	0	0.0-0	0.0-0	0/0	0	0-0
11/20/10	* ARKANSAS	4	0	4	0.5-1	0.0-0	0/0	1	0-0
11/27/10	* at Ole Miss	4	2	2	1.5-4	0.0-0	0/0	0	0-0
1/1/11	* vs. Michigan	0	0	0	0.0-0	0.0-0	0/0	0	0-0





**Marcus Green • #32**  
**Senior • 2L**  
**TE • 6-1 • 240**  
**Scooba, Miss. (Kemper County)**



**CAREER:** Had emerged as the Bulldogs primary tight end during his sophomore season before injury ended his junior campaign early . . . Tore a ligament in his knee in week two of the season . . . Played in 16 games during his career . . . After a redshirt season, he was limited by injury in his first season of eligibility . . . Made an early true freshman season move from running back to tight end and spent the season working at his new position on the scout team . . . Came to the Bulldogs as a highly recruited running back from nearby Scooba, Miss.

**2010:** Opened the season as the starting tight end . . . Caught two passes for 25 yards in the season opener . . . Added another reception for 11 yards against Auburn before suffering a knee injury that derailed his season.

**2009:** Played in all 12 games, earning six starts on the year . . . Became the starting tight end and only missed opening calls due to formation changes . . . One of the top receivers on the team during his sophomore season . . . Caught 27 passes for 306 yards and three touchdowns . . . Hauled in his first touchdown in the season opener against Jackson State . . . Pulled in five catches for a career-high 100 yards against LSU, including a 50-yard catch-and-run for a score . . . Also caught a touchdown pass in the season-ending victory in the Egg Bowl.

**2008:** Played in the first two games of his redshirt freshman season, starting once at tight end (vs. Southeastern Louisiana), during an injury-shortened campaign . . . Had one pass reception (50 yards) and one rush (3-yard loss) in limited activity . . . Rushed once on a tight-end reverse for a 3-yard loss in the season opener at Louisiana Tech . . . Had his first collegiate pass reception, a 50-yard catch-and-run, in Mississippi State's home-opening win over Southeastern Louisiana, his first collegiate start . . . Re-aggravated a persistent hamstring injury in that game and missed the remainder of the year.

**2007:** Redshirted his first season on campus.

**HIGH SCHOOL:** Listed No. 5 on the Jackson Clarion-Ledger ranking of the top 40 prospects in the state of Mississippi, the second-best running back mentioned . . . Rated the No. 18 prospect in the state of Mississippi, regardless of position, by SuperPrep Recruiting Magazine, the third-best "athlete" listed . . . Moved to 17th in SuperPrep's season-ending All-America issue . . . Chosen to the Clarion-Ledger Dandy Dozen prior to his senior season, symbolic of being one of the top 12 football players in the state of Mississippi . . . Named first-team, all-state in all classifications by that newspaper following his senior season . . . Earned first-team, all-state mention in Class 2A by the Mississippi Association of Coaches as a running back . . . Rushed 156 times for 1,618 yards (10.4 yards per rush) and 25 touchdowns during his senior season for head coach Brock Clay at Kemper County High School in DeKalb, Miss. . . Also threw for five touchdowns . . . Credited with running a 4.5 in the 40-yard dash at the Oxford Scout.com combine following his junior year . . . That 40 time was the fourth fastest among all wide receivers at the camp . . . His 34-inch vertical leap tied for third best among his peers, and his 9-foot, 9-inch vault in the broad jump was second best . . . Rushed for 1,074 yards and 12 touchdowns during his junior season on the gridiron, playing only on the offensive side of the ball for the Wildcats . . . Also threw for 376 yards and five more touchdowns . . . Returned three kickoffs for touchdown . . . Was named most valuable player on his high school football and basketball teams during both his junior and senior seasons . . . Was selected to play in the Mississippi North-South All-Star basketball game following his junior year and earned game most valuable player honors . . . Other top scholarship offer: Ole Miss . . . Committed to MSU in August 2006.

**PERSONAL:** Born Marcus Lakendrick Green, 5-6-88, in Meridian, Miss. . . Son of Mr. Fred Ramsey and Ms. Patrice Green.

### GREEN'S CAREER HIGHS

- Receptions – 5, vs. LSU (9-26-09)
- Receiving Yards – 100, vs. LSU (9-26-09)
- Longest Reception – 50, (2x) last vs. LSU (9-26-09)
- Receiving Touchdowns – 1, (3x) last vs. Ole Miss (11-28-09)

### GREEN'S CAREER RECEIVING STATS

YEAR	G/GS	NO.	YDS	AVG.	TD	LP/OPPONENT
2008	2/1	1	50	50.0	0	50/SLU
2009	12/6	27	306	11.3	3	50 / LSU
2010	2/1	3	36	12.0	0	17/Memphis
<b>TOTALS</b>	<b>16/8</b>	<b>31</b>	<b>392</b>	<b>12.6</b>	<b>3</b>	<b>50 / LSU</b>

### GREEN'S GAME-BY-GAME RECEIVING STATS

DATE	OPPONENT	REC	YARDS	AVG	TD	LONG
8/30/08	at Louisiana Tech	0	0	0.0	0	0
9/6/08	* SOUTHEASTERN LA.	1	50	50.0	0	50
9/5/09	* Jackson state	3	40	13.3	1	19
9/12/09	* at Auburn	1	3	3	0	3
9/19/09	at Vanderbilt	1	23	23.0	0	23
9/26/09	LSU	5	100	20.0	1	50
10/3/09	GEORGIA TECH	3	25	8.3	0	18
10/10/09	* HOUSTON	4	37	9.3	0	14
10/17/09	* at Middle Tenn.	1	10	10.0	0	10
10/24/09	* FLORIDA	3	20	6.7	0	9
10/31/09	at Kentucky	1	6	6.0	0	6
11/14/09	ALABAMA	0	0	0.0	0	0
11/21/09	at. Arkansas	3	17	5.7	0	13
11/28/09	* OLE MISS	2	25	12.5	1	23
9/4/10	* MEMPHIS	2	25	12.5	0	17
9/9/10	AUBURN	1	11	11.0	0	11





# 2011 BULLDOGS



**Nick Griffin • #29**  
**Freshman**  
**RB • 5-11 • 195**  
**New Augusta, Miss. (Perry Central)**



**CAREER:** Emerged as a possible playmaker in the spring prior to a knee injury . . . Still awaiting his first opportunity to help the Bulldogs on the playing field . . . Highly touted runner coming from the Mississippi prep ranks.

**2010:** Sat out his freshman year as a redshirt.

**HIGH SCHOOL:** Rated the No. 10 prospect in the state of Mississippi regardless of position by Rivals.com . . . Earned a three-star rating from Rivals, Scout and ESPN . . . Played in the Mississippi-Alabama All-Star Game . . . Listed on the Jackson (Miss.) Clarion-Ledger's 40 Most Wanted List and also a preseason Dandy Dozen Selection . . . Named first team All-State by the Jackson (Miss.) Clarion-Ledger . . . Also named first-team All-State on the 3A level by Mississippi Association of Coaches . . . Led class 3A in rushing with 2,080 yards on 234 carries for head coach Tim Barron in 2009 . . . Scored 36 touchdowns during his senior season with 31 coming on the ground . . . Also played defensively as a safety, and as a junior posted 82 tackles with a two sacks and four interceptions . . . Averaged just under 30.0 yards punting . . . As a junior, rushed for 720 yards with nine touchdowns on 120 carries . . . In 2007 he had a breakout season with 1,371 rushing yards on 201 carries and 17 touchdowns . . . Also posted 64 tackles with an interception on defense . . . Played for the varsity as a ninth grader with 59 tackles and three sacks . . . Plays for the PCHS basketball varsity and runs track . . . Committed to Mississippi State in January with offers from Stanford, Southern Mississippi and Vanderbilt.

**PERSONAL:** Born Nicholas Cameron Griffin on October 23, 1991 . . . Son of Joseph and Mae Griffin.



**Templeton Hardy • #68**  
**Junior • SQ**  
**OL • 6-4 • 305**  
**Como, Miss. (North Panola)**



**CAREER:** Saw action in two games along the offensive line . . . Powerful young blocker serving as a reserve along the offensive line.

**2010:** Played in wins over Memphis and Houston . . . Listed a primary backup at both guard and tackle positions throughout the fall.

**2009:** Saw only game action in the season opener against Jackson State as a reserve along the offensive line.

**2008:** Sat out his first season on campus as a true freshman redshirt.

**HIGH SCHOOL:** Rated as the No. 8 defensive tackle prospect in the country by recruiting web site Rivals.com . . . That site has him ranked as the No. 3 player, regardless of position, in the state of Mississippi, the top-rated defensive lineman . . . ESPN.com has him ranked as the No. 9 defensive tackle prospect in the U.S. in its post-season listing . . . Ranked as the No. 16 defensive tackle prospect in the country prior to his senior season by recruiting web site Scout.com, the 39th-best prospect overall . . . Selected to play in the Under Armour All-Star game following his senior season . . . Listed with the top 40 offensive and defensive linemen in the Southeastern Conference area by the G&W Recruiting Report, one of only three linemen listed from the state of Mississippi . . . That publication also mentioned him as one of the top 250 players in the country, regardless of position . . . Attended the U.S. Army junior combine in San Antonio, Texas, in January 2007 . . . Ran a 5.2-second 40-yard dash at that combine, bench pressed 300 pounds, and jumped 28 inches in the vertical leap . . . Rated No. 4 on SuperPrep's post-season All-America listing of the state of Mississippi's top players, the state's top defensive lineman . . . That site had him ranked as the No. 30 defensive lineman available in the country . . . Selected to the Jackson Clarion-Ledger Dandy Dozen, symbolic of being one of the top 12 players in the state of Mississippi . . . Rated No. 9 in the state of Mississippi's Ten Most Wanted recruits by that newspaper following his senior season . . . Registered 148 tackles, including 28 for loss, nine of which were quarterback sacks, during his junior season . . . Also had one pass interception (touchdown return), three forced fumbles and four fumble recoveries . . . Three-year, two-way starter for head coach Clifton Davis Jr. at North Panola . . . Started for the Cougars' basketball team as well . . . Outstanding high school student in the classroom with a 3.4 grade point average . . . Other top scholarship offers: Ole Miss, Alabama, Auburn, LSU, Tennessee, Oklahoma, Oklahoma State, Texas A&M, Southern Cal, Stanford and UCLA . . . Committed to MSU in June 2007.

**PERSONAL:** Born Templeton Rashaad Hardy, 9-20-89, in Senatobia, Miss... . Son of Mr. and Mrs. Michael Hardy.





**John Harris • #90**  
**Freshman • HS**  
**DL • 6-4 • 225**  
**Boynton Beach, Fla. (Community)**



**CAREER:** Enrolled in January of 2011 and went through spring drills . . . Talented pass rusher looking to see his first career playing time this fall.

**HIGH SCHOOL:** Starred for head coach Rick Swain at Bounton Beach Community High School . . . Recorded 65 total tackles along with six sacks during the 2010 season . . . Also credited with 14 tackles for loss on the year . . . Rated a three-star prospect by recruiting services Rivals.com and Scout.com . . . Ranked the 13th best prospect in the state of Florida by The Palm Beach Post . . . Widely recruited during his prep career, was offered by more than 20 schools nationwide . . . Chose Mississippi State in November 2010 over Boston College, UCF, West Virginia, Wisconsin and a host of others . . . Graduated from high school in December and enrolled during the spring of 2011.

**PERSONAL:** Son of Sam Harris and Shevone Harris . . . Born Johnathan Lamar Harris on December 30, 1992.



**Corvell Harrison-Gay • #56**  
**Sophomore • 1L**  
**DL • 6-1 • 255**  
**Laurel, Miss. (Northeast Jones)**




**CAREER:** Saw immediate playing time along the defensive front during his first season on campus . . . Did not play until week five of his freshman season . . . Highly recruited prepster from the Mississippi high school ranks.

**2010:** Played in five games during his true freshman season . . . Provided depth along the defensive front . . . Was not credited with a tackle . . . Saw action in wins over Alcorn State and Houston . . . Also played against Alabama and in the double-overtime game against Arkansas . . . Finished the season with limited playing time in the Gator Bowl victory over Michigan.

**HIGH SCHOOL:** Listed as the top linebacker prospect in the state of Mississippi by Rivals.com and No. 2 linebacker by Scout.com . . . Rated the No. 23 prospect regardless of position in Mississippi by Scout.com . . . Selected to play in the Mississippi-Alabama All-Star game . . . Listed on the Jackson (Miss.) Clarion-Ledger's 40 Most Wanted List . . . Earned all-state honors in Class 4A by the Mississippi Association of Coaches . . . Named second-team All-State regardless of classification by the Clarion-Ledger . . . All-Jones County team pick of the Laurel Leader Call . . . All-Area selection of WDAM-TV . . . For the 2009 season he led NEJHS on defense with 85 tackles in ten games . . . Playing tight end he caught eight passes for 82 yards with a pair of touchdown receptions, one each in games with Class 5A state finalists West Jones and Wayne County . . . Played for head coach Robert Hathorn at Northeast Jones . . . Committed to Mississippi State in December of 2009.

**PERSONAL:** Born Corvell Vermaine Gay on March 22, 1991 . . . Son of Ollie and Michelle Michelle Harrison.







# 2011 BULLDOGS



**Brandon Heavens • #3**  
**Junior • 2L**  
**WR • 5-10 • 175**  
**Bessemer, Ala. (Jess Lanier)**



**CAREER:** Speedy wideout played his way into a prominent role in 2010 . . . Emerged as a top option at the slot position . . . Came to Mississippi State after a standout career in the Alabama prep ranks.

**2010:** Played in all 13 games, earning three starts . . . Caught 22 passes for 316 yards and two touchdowns . . . Also rushed six times for 24 yards . . . Earned an opening-night start in the Bulldogs' win over Memphis and had a career night with five receptions for 112 yards and a pair of touchdowns . . . Hauled in at least two passes in six other games . . . Rushed four times for 26 yards against UAB.

**2009:** Saw immediate playing time among the wide receiver corps during his true freshman season . . . Rushed nine times for 27 yards and caught seven passes for 36 yards . . . Carried twice for 14 yards in his first career action against Jackson State . . . Had a career-high three rushes in win over Vanderbilt . . . Returned a pair of kickoffs for a total of 40 yards on the year.

**HIGH SCHOOL:** Rated the No. 33 "athlete" in the country by national recruiting web site Rivals.com . . . That site also has him listed as the No. 15 prospect in Alabama, regardless of position, the top "athlete" listed and the second-best wide receiver . . . Played in just five games during his senior season for Jess Lanier, a campaign cut short by a high ankle sprain injury . . . Still caught 14 passes for 330 yards, a 23.6-yard average, and five touchdowns . . . Also rushed 21 times for 136 yards, a 6.5-yard per carry average . . . Had transferred to Lanier following his junior season at Bessemer Academy . . . Selected to the Birmingham News newspaper Super Senior list prior to his senior season . . . Led Bessemer Academy to back-to-back 13-0 records during his sophomore and junior seasons . . . Named first-team, all-state by the Alabama Independent Schools Association following his junior season at Bessemer Academy and selected to the Birmingham News Super Metro team for all classifications as a wide receiver . . . Was selected the state of Alabama Back of the Year after accounting for 3,119 all-purpose yards as a junior . . . Rushed for 730 yards, had 1,236 yards receiving, and more than 1,000 yards in punt and kickoff returns during that junior campaign . . . Scored 22 touchdowns . . . Credited with running a 4.5 in the 40-yard dash by national recruiting web site Scout.com . . . Also a standout on his high school basketball team . . . Other top scholarship offers: Alabama, Tennessee, Auburn and Kentucky.

**PERSONAL:** Born Brandon Heavens, 4-28-91 . . . Son of Mrs. Debbie Mixon.

## HEAVENS' CAREER HIGHS

Receptions – 5, vs. Memphis (9-4-10)  
 Receiving Yards – 112, vs. Memphis (9-4-10)  
 Longest Reception – 40, vs. UAB (10-23-10)  
 Receiving Touchdowns – 2, vs. Memphis (9-4-10)  
 Rushes – 3, vs. Vanderbilt (9-19-10)  
 Rushing Yards – 14, vs. Jackson State (9-5-09)

## HEAVENS' CAREER RECEIVING STATS

YEAR	G/GS	NO.	YDS	AVG.	TD	LP/OPPONENT
2009	12/1	7	36	5.1	0	14 / Houston
2010	13/3	22	316	14.4	2	40/UAB
<b>TOTALS</b>	<b>25/4</b>	<b>29</b>	<b>352</b>	<b>12.1</b>	<b>2</b>	<b>40 / UAB</b>

## HEAVENS' GAME-BY-GAME RECEIVING STATS

DATE	OPPONENT	REC	YARDS	AVG	TD	LONG
9/5/09	JACKSON STATE	1	-4	-4.0	0	0
9/12/09	at Auburn	0	0	0	0	0
9/19/09	* at Vanderbilt	2	11	5.5	0	8
9/26/09	LSU	0	0	0.0	0	0
10/3/09	GEORGIA TECH	0	0	0.0	0	0
10/10/09	HOUSTON	2	10	5.0	0	14
10/17/09	at Middle Tenn.	0	0	0.0	0	0
10/24/09	FLORIDA	1	13	13	0	13
10/31/09	at Kentucky	0	0	0.0	0	0
11/14/09	ALABAMA	0	0	0.0	0	0
11/21/09	at Arkansas	0	0	0.0	0	0
11/28/09	OLE MISS	1	6	6.0	0	6
9/4/10	* MEMPHIS	5	112	22.4	2	28
9/9/10	AUBURN	2	6	3.0	0	6
9/18/10	at LSU	2	27	13.5	0	22
9/25/10	GEORGIA	0	0	0.0	0	0
10/2/10	ALCORN STATE	2	19	9.5	0	14
10/9/10	at Houston	1	23	23.0	0	23
10/16/10	at Florida	0	0	0.0	0	0
10/23/10	UAB	2	44	22.0	0	40
10/30/10	KENTUCKY	1	33	33.0	0	33
11/13/10	at Alabama	3	21	7.0	0	14
11/20/10	* ARKANSAS	0	0	0.0	0	0
11/27/10	at Ole Miss	2	19	9.5	0	11
1/11/11	* vs. Michigan	2	12	6.0	0	13





**Sylvester Hemphill • #23**  
**Junior • 2L**  
**FB • 5-11 • 235**  
**Olive Branch, Miss. (Olive Branch)**



**CAREER:** Emerged as a solid fullback and special teamer after walking on to the Bulldog squad out of high school . . . Came to Mississippi State from the traditional high-school hotbed of Olive Branch, Miss.

**2010:** Saw playing time in each of the Bulldogs' 13 games . . . Saw limited action in the backfield, but extensive playing time on special teams . . . Had one carry for six yards against Auburn . . . Rushed once for two yards and caught a three-yard pass against Houston.

**2009:** Played in all 12 games during his redshirt freshman season . . . Carried three times for five yards in the season opener against Jackson State . . . Saw action mainly on special teams during the course of the season . . . Served on the field goal and point after protection units.

**2008:** Redshirted his true freshman season on campus.

**HIGH SCHOOL:** Played for head coach Scott Samsel at Olive Branch High School . . . Compiled 119 tackles during his junior season . . . Selected to play linebacker in the Mississippi-Alabama High School All-Star Game . . . Credited with five tackles and a forced fumble in that contest . . . One of several recent Bulldogs to prep at Olive Branch, including former linebacker K.J. Wright.



**Brandon Hill • #18**  
**Redshirt Freshman • RS**  
**TE • 6-2 • 240**  
**Columbus, Miss. (West Lowndes)**



**CAREER:** Still awaiting his first opportunity to help the Bulldogs on the playing field.

**2010:** Sat out the season as a true freshman redshirt.

**HIGH SCHOOL:** Earned a four-star ranking by ESPN.com and listed as the No. 24 athlete in the nation by that recruiting service . . . Listed by Scout.com as the No. 22 prospect in the state regardless of position . . . Listed on the Jackson (Miss.) Clarion-Ledger's 40 Most Wanted recruits . . . Finished his senior season with 23 catches for 269 yards and two touchdowns on offense . . . Defensively registered 64 tackles with one sack . . . Also picked off three passes and returned one for a touchdown . . . Recovered three fumbles, broke up three passes and tallied three tackles for loss . . . Became one of the Bulldogs' first commitments of the class as he committed in February of 2009 . . . Chose Mississippi State over Mississippi . . . Also considered by Arkansas and Southern Mississippi . . . Also received baseball and track scholarship offers from several schools.

**PERSONAL:** Born Brandon D. Hill on May 26, 1991 . . . Son of Brandon Hill and LaTonya



**Christian Holmes • #44**  
**Redshirt Freshman • RS**  
**LB • 6-2 • 225**  
**Puckett, Miss. (Puckett)**



**CAREER:** Still awaiting his first opportunity to help the Bulldogs on the playing field . . . Highly touted player coming from the Mississippi prep ranks.

**2010:** Sat out his freshman year as a redshirt.

**HIGH SCHOOL:** Class 2A All-Metro selection by the Jackson (Miss.) Clarion-Ledger . . . Recorded 107 tackles during his senior season at Puckett Attendance Center . . . Also tallied four sacks, intercepted two passes, forced four fumbles and recovered three of them . . . A two-way player in high school, he added 388 yards receiving and nine touchdowns on the offensive side of the ball . . . Helped lead the Wolves to a 11-2 record in 2009 . . . Chose Mississippi State over Mississippi . . . Also had offers Southern Mississippi and Memphis . . . Committed to Mississippi State in January.

**PERSONAL:** Born Christian Joseph Holmes on June 16, 1992 . . . Son of Kristi Holmes.





# 2011 BULLDOGS



**Chris Hughes • #12**  
**Sophomore • 1L**  
**LB • 6-1 • 215**  
**Mobile, Ala. (Davidson)**



**CAREER:** Saw immediate playing time as a true freshman ... Talented youngster from the Alabama prep ranks.

**2010:** Played in 11 games, seeing action both on special teams and as a reserve line-backer ... Totalled 13 tackles with one tackle for loss on the year ... Posted a career high four tackles against Alabama ... Also credited with one forced fumble against the Tide.

**HIGH SCHOOL:** Ranked four-star prospect by ESPN.com and listed as the No. 16 safety prospect in the nation by that service ... Ranked the 25th best prospect in the state of Alabama by Rivals.com ... Suffered a leg injury prior to his senior season and saw limited playing time ... As a junior, recorded 118 tackles with 71 solo ... Also posted seven tackles for a loss with a sack ... Caused two fumbles, intercepted three passes and was credited with two pass breakups and four hurries ... Committed to Mississippi State in January of 2010 ... Played for head coach Fred Riley at Davidson High School ... Also held offers from Clemson, Arkansas, South Carolina, Louisville, Mississippi, Southern Miss and Kansas State.

**PERSONAL:** Born Christopher Brian Hughes on August 11, 1991 ... Son of Chawnerick Winbush.

#### CHRIS HUGHES' CAREER STATS

YEAR	G/GS	TT	UT	AT	TFL-YDS	SCK-YDS	FF/FR	PBU	INT-YD
2010	11/0	13	8	5	1.0-1	0.0-0	1/0	0	0-0
<b>TOTALS</b>	<b>11/0</b>	<b>13</b>	<b>8</b>	<b>5</b>	<b>1.0-1</b>	<b>0.0-0</b>	<b>1/0</b>	<b>0</b>	<b>0-0</b>

#### CHRIS HUGHES' GAME-BY-GAME STATS

DATE	OPPONENT	TT	UT	AT	TFL-YDS	SCK-YDS	FF/FR	PBU	INT
9/4/10	MEMPHIS	0	0	0	0.0-0	0.0-0	0/0	0	0-0
9/9/10	AUBURN	0	0	0	0.0-0	0.0-0	0/0	0	0-0
9/25/10	GEORGIA	0	0	0	0.0-0	0.0-0	0/0	0	0-0
10/2/10	ALCORN STATE	2	2	0	1.0-1	0.0-0	0/0	0	0-0
10/9/10	at Houston	1	0	1	0.0-0	0.0-0	0/0	0	0-0
10/16/10	at Florida	1	0	1	0.0-0	0.0-0	0/0	0	0-0
10/23/10	UAB	1	1	0	0.0-0	0.0-0	0/0	0	0-0
11/13/10	at Alabama	4	2	2	0.0-0	0.0-0	1/0	0	0-0
11/20/10	ARKANSAS	1	1	0	0.0-0	0.0-0	0/0	0	0-0
11/27/10	at Ole Miss	1	1	0	0.0-0	0.0-0	0/0	0	0-0
1/1/11	vs. Michigan	2	1	1	0.0-0	0.0-0	0/0	0	0-0



**Jay Hughes • #30**  
**Redshirt Freshman • RS**  
**DB • 5-11 • 185**  
**Hattiesburg, Miss. (Oak Grove)**



**CAREER:** Still awaiting his first opportunity to help the Bulldogs on the playing field.

**2010:** Sat out the season as a true freshman redshirt.

**HIGH SCHOOL:** Listed as a top-100 national running back by Scout.com ... Ranked the 14th prospect regardless of position by Scout ... Earned a three-star ranking by Scout, Rivals.com and ESPN.com ... Named to the Jackson (Miss.) Clarion-Ledger's 40 Most Wanted Recruits list ... Selected to play running back in the Mississippi-Alabama All-Star Game ... Named to the Jackson (Miss.) Clarion-Ledger's second team all-state team comprised of all classifications ... Playing for Coach Nevil Barr he helped Oak Grove to an 11-3 record with championships of both Region 3 and South State to reach the Class 6A State Finals ... WDAM-TV named him to their All-Area first team, and he was second-team All-Area by the Hattiesburg American newspaper ... During 2009 senior season, rushed 143 times for 856 yards ... Also recorded four rushing touchdowns ... Transferred to Oak Grove HS for his junior season in 2008 ... Made an immediate impact by rushing for 980 yards on 172 carries ... Scored 17 rushing touchdowns as the Warriors finished 12-2 and reached the South State title game ... Played in 2007 at Oxford (Miss.) High School ... Committed to Mississippi State in December of 2009 ... Also held offers from Auburn, Duke, Louisiana Tech, mississippi, Southern Miss, Tennessee, Tulsa, Vanderbilt and West Virginia.

**PERSONAL:** Born Jay Khalil Hughes on November 21, 1991 ... Son of Tony and Marion Hughes ... Father is safeties coach and recruiting coordinator for Mississippi State.



**Gabe Jackson • #61**  
**Sophomore • 1L**  
**OL • 6-4 • 320**  
**Liberty, Miss. (Amite County)**



**CAREER:** Started all 13 games at left guard during his redshirt freshman season ... Red-shirted during his true freshman season on campus ... Highly-recruited lineman from the Mississippi prep ranks.

**2010:** SEC All-Freshman selection by the coaches ... Earned the starting spot at left guard prior to the season opener ... Helped pave the way for the Bulldog rushing attack that averaged 214.8 yards per game, 16th in the country and second highest average in the SEC ... Graded out at 80 percent or higher six times this season ... Posted 40 knockdown blocks ... Graded out at 93 percent in the Bulldogs' win over Kentucky ... Helped State rush for over 200 yards seven different times this season.

**2009:** Redshirted his true freshman year.

**HIGH SCHOOL:** Ranked as the No. 52 offensive tackle prospect in the country by recruiting web site Scout.com ... Considered the third-best offensive lineman in Mississippi by Scout.com, which credits him with a 5.1-second time in the 40-yard dash ... Rivals.com has him ranked as the No. 85 offensive tackle prospect in the nation ... That site also has him ranked as the No. 28 prospect in the state of Mississippi, the fourth-best offensive lineman on the chart ... Rated with the top 40 high school prospects in the state of Mississippi by the Jackson Clarion-Ledger following his senior season ... Has started both ways at tackle since his freshman season ... Other top scholarship offers: LSU, Auburn, and Ole Miss ... Solid 2.8 grade point average in the high school classroom ... Committed to MSU in July 2008.

**PERSONAL:** Born Gabriel C. Jackson, 7-12-91 ... Son of Mr. and Mrs. Charles Jackson ... His father was his high school coach.





**Malcolm Johnson • #80**  
**Redshirt Freshman • RS**  
**WR • 6-2 • 225**  
**Tuscaloosa, Ala. (Northridge)**




**CAREER:** Still awaiting his first opportunity to help the Bulldogs on the playing field.  
**2010:** Sat out the season as a true freshman redshirt.  
**HIGH SCHOOL:** Rated a three-star prospect by Rivals.com and ESPN.com . . . ESPN.com lists him as the No. 75 wide receiver prospect in the nation . . . Rivals.com has him as the No. 33 recruit in the state of Alabama regardless of position . . . Most Valuable Player at Rivals Ultimate 100 Camps in both Birmingham and Atlanta . . . During his senior season, Johnson caught 39 passes for 598 yards and scored eight touchdowns . . . Played for head coach Michael Smith . . . Also rushed for 137 yards on 30 carries and completed two of three pass attempts . . . Hauled in 41 receptions for 492 yards and nine touchdowns during junior season . . . Standout on the basketball court as well for the Jaguars . . . Committed to Mississippi State in July of 2009.  
**PERSONAL:** Born Malcolm Jamaine Johnson on August 11, 1992 . . . Son of James and Genesis Johnson.



**Robert Johnson • #81**  
**Redshirt Freshman • RS**  
**WR • 6-0 • 215**  
**Hattiesburg, Miss. (Oak Grove)**



**CAREER:** Still awaiting his first opportunity to help the Bulldogs on the playing field . . . Highly touted player coming from the Mississippi prep ranks.  
**2010:** Sat out his freshman year as a redshirt.  
**HIGH SCHOOL:** Ranked the fifth most-coveted player in the state of Mississippi in the Mississippi Press' Fantastic 15 . . . No. 9 prospect in the state of Mississippi regardless of position by Rivals.com . . . No. 10 prospect according to SuperPrep Magazine . . . No. 11 prospect in the state according to Scout.com . . . A four-star recruit according to Rivals.com . . . The consensus second-ranked wide receiver in the state of Mississippi in the 2010 class . . . Member of the Jackson (Miss.) Clarion-Ledger 40 Most Wanted Recruits . . . Second-team All-State in all classifications according to the Jackson (Miss.) Clarion-Ledger . . . During senior season caught 28 passes for 529 yards with a long of 70 yards and a pair of scores . . . Also had 167 carries for 798 yards and nine touchdowns . . . Helped lead Warriors to the Class 6A state title game . . . Caught six passes for 78 yards in the state championship against South Panola . . . Member of the Jackson (Miss.) Clarion-Ledger Dandy Dozen . . . Selected to play in the Mississippi High School All-Star Game . . . As a junior caught 48 passes for 632 yards and four scores . . . Also rushed for 276 yards and four TDs on 31 carries . . . Committed to Mississippi in December of 2009 . . . Also held offers from Auburn, Kentucky, Louisville, Mississippi, Southern Mississippi and West Virginia.  
**PERSONAL:** Born Robert Earl Johnson II on August 1, 1991 . . . Son of Robert, Sr. and Joanne Johnson.







# 2011 BULLDOGS



**Devin Jones • #60**  
**Junior • 2L**  
**DL • 6-0 • 260**  
**Olive Branch, Miss. (DeSoto Central)**



**CAREER:** Has played in 25 games during his still-young career... Earned one start... Has posted 28 total tackles, with 6.5 behind the line of scrimmage... Came to State as a highly regarded defensive end candidate, but has seen playing time at both end and tackle.

**2010:** Saw action in every game, both along the defensive front and on special teams... Earned his first career start in Week 2 against Auburn... Posted 14 tackles on the season, including three behind the line and one sack... Recorded four tackles in each the Alcorn State and Kentucky games... Pulled down one sack in the season opener against Memphis.

**2009:** Played in all 12 games during his redshirt freshman season... Saw time on special teams and along the defensive line... Served on the punt coverage team... Tallied 14 tackles with 3.5 tackles for loss on the year... Posted a season-high three tackles against Houston... Recorded his first career sack against Middle Tennessee... Credited with 1.5 sacks against Kentucky.

**2008:** Sat out his true freshman season as a redshirt.

**HIGH SCHOOL:** Ranked as the No. 62 defensive end prospect in the country by ESPN.com in its post-season listing... Rated the No. 70 defensive end prospect in the country by recruiting web site Rivals.com... Credited with running a 4.63 in the 40-yard dash and with a 300-pound bench press maximum by Rivals... Rated No. 17 on SuperPrep's post-season All-America listing of the state of Mississippi's top players... Rated among the top 25 recruits in the state of Mississippi by the Jackson Clarion-Ledger following his senior season for head coach Chris Purnell at DeSoto Central High School... Suffered a knee injury during spring practice following his junior campaign and sat out his entire senior season for the Jaguars... Won the state Class 4A Power Lifting championship in the 242-pound division during his junior and senior seasons in high school... Other top scholarship offers: Ole Miss... Committed to MSU in July 2007.

**PERSONAL:** Born Devin Chrishawn Jones, 7-7-90, in Memphis, Tenn... Son of Mr. and Mrs. Marcus Threatt.

## DEVIN JONES' CAREER HIGHS

Total Tackles – 4, (2x) last vs. Kentucky (10-30-10)  
 Assisted Tackles – 3, (2x) vs. Kentucky (10-30-10)  
 Solo Tackles – 2, (3x) last vs. Georgia (9-25-10)  
 Tackles For Loss – 1.5, at Kentucky (10-31-09)  
 Sacks – 1.5, at Kentucky (10-31-09)

## DEVIN JONES' CAREER STATS

YEAR	G/GS	TT	UT	AT	TFL-YDS	SCK-YDS	FF/FR	PBU	INT-YD
2009	12/0	14	6	8	3.5-15	2.5-11	0/0	0	0-0
2010	13/1	14	6	8	3.0-10	1.0-6	0/0	0	0-0
<b>TOTALS</b>	<b>25/1</b>	<b>28</b>	<b>12</b>	<b>16</b>	<b>6.5-25</b>	<b>3.5-17</b>	<b>0/0</b>	<b>0</b>	<b>0-0</b>

## DEVIN JONES' GAME-BY-GAME STATS

DATE	OPPONENT	TT	UT	AT	TFL-YDS	SCK-YDS	FF/FR	PBU	INT
9/5/09	JACKSON STATE	1	0	1	0-0-0	0-0	0/0	0	0-0
9/12/09	at Auburn	2	1	1	1.0-4	0-0	0/0	0	0-0
9/19/09	at Vanderbilt	1	0	1	0-0-0	0-0	0/0	0	0-0
9/26/09	LSU	0	0	0	0-0-0	0-0	0/0	0	0-0
10/3/09	GEORGIA TECH	0	0	0	0-0-0	0-0	0/0	0	0-0
10/10/09	HOUSTON	3	2	1	0-0-0	0-0	0/0	0	0-0
10/17/09	at Middle Tenn.	2	2	0	1-0-9	1.0-9	0/0	0	0-0
10/24/09	FLORIDA	0	0	0	0-0-0	0-0-0	0/0	0	0-0
10/31/09	at Kentucky	2	1	1	1-5-2	1.5-2	0/0	0	0-0
11/14/09	ALABAMA	1	0	1	1.0-2	0-0	0/0	0	0-0
11/21/09	at Arkansas	2	0	2	0-0-0	0-0	0/0	0	0-0
11/28/09	OLE MISS	0	0	0	0-0-0	0-0	0/0	0	0-0
9/4/10	MEMPHIS	3	1	2	1.0-6	1.0-6	0/0	0	0-0
9/9/10	* AUBURN	0	0	0	0-0-0	0-0-0	0/0	0	0-0
9/18/10	at LSU	1	1	0	1.0-3	0-0-0	0/0	0	0-0
9/25/10	GEORGIA	2	2	0	0-0-0	0-0-0	0/0	0	0-0
10/2/10	ALCORN STATE	4	1	3	1.0-1	0-0-0	0/0	0	0-0
10/9/10	at Houston	0	0	0	0-0-0	0-0-0	0/0	0	0-0
10/16/10	at Florida	0	0	0	0-0-0	0-0-0	0/0	0	0-0
10/23/10	UAB	0	0	0	0-0-0	0-0-0	0/0	0	0-0
10/30/10	KENTUCKY	4	1	3	0-0-0	0-0-0	0/0	0	0-0
11/13/10	at Alabama	0	0	0	0-0-0	0-0-0	0/0	0	0-0
11/20/10	ARKANSAS	0	0	0	0-0-0	0-0-0	0/0	0	0-0
11/27/10	at Ole Miss	0	0	0	0-0-0	0-0-0	0/0	0	0-0
1/1/11	vs. Michigan	0	0	0	0-0-0	0-0-0	0/0	0	0-0





**Jamie Jones • #33**  
**Senior • 3L**  
**LB • 6-0 • 240**  
**Springdale, Ark. (Springdale)**



**CAREER:** Has played in 31 games for Mississippi State after sitting out his true freshman season as a redshirt . . . Has made one start as a linebacker, and been a valuable special teams member . . . Came to MSU following a standout career as a linebacker and running back at Springdale (Ark.) High School.

**2010:** Played in eight games, seeing action on special teams and as a reserve linebacker . . . Credited with a pair of tackles . . . Recorded on solo stop against Memphis in the season opener . . . Had one tackle against Alcorn State, a half tackle for loss.

**2009:** Saw playing time in 11 games, mainly on special teams . . . Only missed the Houston contest due to injury . . . Credited with six tackles on the season . . . Recorded a pair of stops against both Jackson State and Vanderbilt . . . Also picked up a fumble in each of those two contests.

**2008:** Played in all 12 games during his redshirt freshman season at linebacker and on special teams, making one start . . . Earned a starting call in Week 2 win over Southeastern Louisiana . . . Recorded 10 tackles, including one-half tackle for loss (minus 1 yard) . . . Made one tackle, a half-tackle for loss (minus 1 yard), in Mississippi State's season opener at Louisiana Tech . . . Rose to the starting call at middle linebacker for the team's Week 2 game vs. Southeastern Louisiana when a leg injury ended Jamar Chaney's season . . . Had one hit against the Lions in his first career start in State's home-opener . . . Added another one week later in State's SEC opener vs. Auburn . . . Had one more stop in Week 4 at Georgia Tech . . . Returned to the stats column with another hit in his team's homecoming win over Middle Tennessee . . . Had one hit in Week 11 against Arkansas and produced a season-best four tackles at Ole Miss in the season finale.

**2007:** Redshirted his true freshman season.

**HIGH SCHOOL:** Rated the No. 42 strong side linebacker in the country by recruiting web site Scout.com . . . Ranked with the top 40 linebackers in the southeast in the 2007 Rivals recruiting yearbook . . . Ranked among the top 50 linebackers in the Southeast by PrepStar recruiting magazine in its season-ending yearbook, one of just two linebackers listed from the state of Arkansas . . . That publication ranked him among the top 15 players in the state . . . Also listed No. 15 in the state of Arkansas by SuperPrep Recruiting Magazine in its season-ending All-America issue, the state's top-ranked linebacker . . . Played both tailback and linebacker for head coach Kevin Johnson at Springdale (Ark.) High School . . . Rushed for more than 800 yards and made 70 tackles during an illness-plagued senior season for the Bulldogs . . . Also had a pair of interceptions, one of which he returned for a touchdown . . . Made 80 tackles, including seven quarterback sacks, during his junior season for the Bulldogs, helping lead the team to a 14-0 overall record and a state title . . . Transferred to Springdale from Conway (Ark.) High School, where he played as a sophomore . . . Also an all-state track performer . . . Other top scholarship offers: Ole Miss, Kentucky, Kansas State and Kansas . . . Committed to MSU in January 2007.

**PERSONAL:** Born Jamie Durell Jones, 2-8-89, in Springdale, Ark. . . Son of Mr. Cleophus Jones and Ms. Sarah Jones . . . Cousins Terrell Fletcher (San Diego Chargers), Bryan Fletcher (Indianapolis Colts), and Greg Lasker (New York Giants) all play in the National Football League.

### JAMIE JONES' CAREER HIGHS

Total Tackles – 4, at Ole Miss (11-28-08)  
 Assisted Tackles – 3, at Ole Miss (11-28-08)  
 Solo Tackles – 1, (11x) last vs. Alcorn State (10-2-10)  
 Tackles For Loss – 0.5, (2x) last vs. Alcorn State (10-2-10)

### JAMIE JONES' CAREER STATS

YEAR	G/GS	TT	UT	AT	TFL-YDS	SCK-YDS	FF/FR	PBU	INT-YD
2008	12/1	10	6	4	0.5-1	0.0-0	0/0	0	0-0
2009	11/0	6	1	5	0.0-0	0.0-0	0/2	0	0-0
2010	8/0	2	1	1	0.5-1	0.0-0	0/0	0	0-0
<b>TOTALS</b>	<b>31/1</b>	<b>18</b>	<b>8</b>	<b>10</b>	<b>1.0-2</b>	<b>0.0-0</b>	<b>0/2</b>	<b>0</b>	<b>0-0</b>

### JAMIE JONES' GAME-BY-GAME STATS

DATE	OPPONENT	TT	UT	AT	TFL-YDS	SCK-YDS	FF/FR	PBU	INT
8/30/08	at Louisiana Tech	1	0	1	0.5-1	0.0-0	0/0	0	0
9/6/08	* SOUTHEASTERN La.	1	1	0	0.0-0	0.0-0	0/0	0	0-0
9/13/08	AUBURN	1	1	0	0.0-0	0.0-0	0/0	0	0-0
9/20/08	at Georgia Tech	1	1	0	0.0-0	0.0-0	0/0	0	0-0
9/27/08	at LSU	0	0	0	0.0-0	0.0-0	0/0	0	0-0
10/11/08	VANDERBILT	0	0	0	0.0-0	0.0-0	0/0	0	0-0
10/18/08	at Tennessee	0	0	0	0.0-0	0.0-0	0/0	0	0-0
10/25/08	MIDDLE TENN.	1	1	0	0.0-0	0.0-0	0/0	0	0-0
11/1/08	KENTUCKY	0	0	0	0.0-0	0.0-0	0/0	0	0-0
11/15/08	at Alabama	1	1	0	0.0-0	0.0-0	0/0	0	0-0
11/22/08	ARKANSAS	1	1	0	0.0-0	0.0-0	0/0	0	0-0
11/28/08	at Ole Miss	4	1	3	0.0-0	0.0-0	0/0	0	0-0
9/5/09	JACKSON STATE	2	0	2	0.0-0	0.0-0	0/0	0	0-0
9/12/09	at Auburn	1	0	1	0.0-0	0.0-0	0/0	0	0-0
9/19/09	at Vanderbilt	2	1	1	0.0-0	0.0-0	0/0	0	0-0
9/26/09	LSU	0	0	0	0.0-0	0.0-0	0/0	0	0-0
10/3/09	GEORGIA TECH	1	1	0	0.0-0	0.0-0	0/0	0	0-0
10/10/09	HOUSTON	0	0	0	0.0-0	0.0-0	0/0	0	0-0
10/17/09	at Middle Tenn.	0	0	0	0.0-0	0.0-0	0/0	0	0-0
10/24/09	FLORIDA	1	0	1	0.0-0	0.0-0	0/0	0	0-0
10/31/09	at Kentucky	0	0	0	0.0-0	0.0-0	0/0	0	0-0
11/14/09	ALABAMA	0	0	0	0.0-0	0.0-0	0/0	0	0-0
11/21/09	at Arkansas	0	0	0	0.0-0	0.0-0	0/0	0	0-0
11/28/09	OLE MISS	0	0	0	0.0-0	0.0-0	0/0	0	0-0
9/4/10	MEMPHIS	1	1	0	0.0-0	0.0-0	0/0	0	0-0
9/9/10	AUBURN	0	0	0	0.0-0	0.0-0	0/0	0	0-0
9/18/10	at LSU	0	0	0	0.0-0	0.0-0	0/0	0	0-0
10/2/10	ALCORN STATE	1	0	1	0.5-1	0.0-0	0/0	0	0-0
11/13/10	at Alabama	0	0	0	0.0-0	0.0-0	0/0	0	0-0
11/20/10	ARKANSAS	0	0	0	0.0-0	0.0-0	0/0	0	0-0
11/27/10	at Ole Miss	0	0	0	0.0-0	0.0-0	0/0	0	0-0
1/1/11	vs. Michigan	0	0	0	0.0-0	0.0-0	0/0	0	0-0





# 2011 BULLDOGS



**Addison Lawrence • #62**  
**Senior • 3L**  
**OL • 6-4 • 300**  
**Coldwater, Miss. (Magnolia Heights)**



**CAREER:** Two-year starter at right tackle for the Bulldogs . . . Has opened the last 25 games for State and played in a total of 35 . . . Made the move from high school tight end to the offensive line at State and redshirted his first season on campus . . . Was all-state at tight end in the Mississippi Private School Association.

**2010:** Started all 13 games at right tackle . . . Graded out at 80 percent or higher 10 times, including each of the last eight contests . . . Posted a total of 43 knockdown blocks on the year . . . Helped pave the way for the Bulldog rushing attack that averaged 214.8 yards per game, 16th in the country and second highest average in the SEC . . . Helped State rush for over 200 yards eight different times on the season.

**2009:** Earned a starting role at right tackle in all 12 games . . . Helped the Bulldog offense lead the SEC and finish ninth nationally in rushing offense, averaging more than 227 yards per game . . . The offensive line created room for the offense to increase yards-per-game by nearly 100 yards from the previous season . . . The o-line also allowed 16 fewer sacks in 2009 . . . Played every snap in 10 games . . . Helped pave the way for running back Anthony Dixon to set a new school record with 1,391 yards on the year . . . Also cleared the path for the offense to eclipse the 300 rushing yard mark four times, including rushing 55 times for 327 yards at Arkansas and 59 times for 317 yards in the season-ending win over Ole Miss.

**2008:** Played in 10 games for Mississippi State during his first season of eligibility . . . Saw his first collegiate action during Mississippi State's home-opening win over Southeastern Louisiana . . . Was on the field for nine offensive plays against the Lions . . . Played on special teams through his redshirt freshman season.

**2007:** Redshirted his true freshman season.

**HIGH SCHOOL:** Rated the No. 78 tight end prospect in the country by ESPN.com following his senior season . . . Ranked among the top 25 players in the state of Mississippi by the Jackson Clarion-Ledger following his senior season, one of the top seven offensive linemen in the state . . . Listed as the No. 25 prospect in the state by Rivals.com . . . Rated the No. 28 prospect in the state of Mississippi, regardless of position, by SuperPrep Recruiting Magazine and its season-ending All-America issue, the top-rated tight end on the list . . . Named first-team, all-state at tight end by the Mississippi Private School Association Football Committee . . . Credited with running a 5.0 40-yard dash at the Scout.com combine in Tuscaloosa, Ala. . . Ran a 4.37 shuttle time at the Clemson NIKE Training Camp, the fastest among all tight ends . . . He also pressed 185 pounds 17 times, the third-best total on the bench in his classification . . . Had a 28-inch vertical leap at that Scout camp . . . Started on both sides of the football and served as the Chief's long snapper during his high school career for head coach Cliff Young at Magnolia Heights in Senatobia, Miss. . . Had 11 catches for 225 yards, a 20.5-yard average, and five touchdowns during his senior campaign . . . Made 10 catches for 190 yards and a score as a sophomore . . . As an outstanding track and field athlete, he won the state discus competition as a sophomore and junior . . . Outstanding student in the classroom with a 3.5 grade point average . . . Committed to MSU in June 2006.

**PERSONAL:** Born Carl Addison Lawrence, 1-14-89, in Memphis, Tenn. . . Son of Mr. and Mrs. Carl Lawrence.



**Cameron Lawrence • #10**  
**Junior • 2L**  
**LB • 6-2 • 230**  
**Coldwater, Miss. (Magnolia Heights)**



**CAREER:** Versatile athlete could help at several different positions . . . Played quarterback, receiver, safety and linebacker during first year of career at Mississippi State . . . Participated in 2009 spring drills at State following a star-studded high school career on both sides of the ball.

**2010:** Saw action in the first 10 games of the season before suffering an injury . . . Returned to the playing field in the Gator Bowl victory over Michigan . . . Served as a reserve linebacker and on nearly every special teams unit . . . Credited with 31 total tackles, including 2.5 tackles for loss . . . Posted a season-best six total tackles against Kentucky . . . Recorded five stops with a sack against LSU . . . Also credited with a tackle for loss and a forced fumble in the win over Florida.

**2009:** Played in all 12 games during his true freshman season . . . Totaled 14 tackles on the year, seeing time mainly on the kick coverage units . . . Posted a pair of tackles three times, including the season-opener against Jackson State . . . Also credited with two stops against Auburn and Kentucky . . . Closed out the season with a career-best four tackles in the Egg Bowl victory.

**HIGH SCHOOL:** Named second-team, all-state in all classifications at linebacker by the Jackson Clarion-Ledger following his senior season . . . That newspaper listed him among their Dandy Dozen prior to his senior season, symbolic of being one of the top 12 players in the state . . . Credited with running a 4.66 40-yard dash at the New Orleans Scout.com combine prior to his junior season . . . Also credited with a 265-pound bench press by Scout.com . . . Selected to the Mississippi Association of Private Schools all-star team following his senior campaign and captained the North squad . . . Helped lead coach Cliff Young's Magnolia Heights' team to a 22-2 record during his final two seasons of football, playing both quarterback and defensive back . . . Accounted for 1,854 yards during his junior season and scored 26 touchdowns as a quarterback on offense . . . Also amassed 138 tackles and four pass interceptions while playing defense . . . Named all-state by the Mississippi Private School Association following that junior campaign . . . Helped Magnolia Heights win a state title during his sophomore season . . . Also ran track for the Chiefs, finishing second in the state in the 300 meter hurdles . . . Helped lead the school's baseball team to a state runner-up finish as a sophomore . . . Outstanding student in the high school classroom with a 3.7 grade point average . . . Other top scholarship offers: Oklahoma State and Duke . . . Committed to MSU in March 2008.

**PERSONAL:** Born Cameron Aaron Lawrence, 1/20/91, in Altus, Okla. . . Son of Mr. and Mrs. Carl Lawrence . . . His brother Addison also plays for the Bulldogs.

#### LAWRENCE'S CAREER HIGHS

- Total Tackles – 6, vs. Kentucky (10-30-10)
- Assisted Tackles – 3, (3x) last vs. Kentucky (10-30-10)
- Solo Tackles – 4, at LSU (9-18-10)
- Tackles For Loss – 1.0, (2x) last at Florida (10-16-10)
- Sacks – 1.0, at LSU (9-18-10)





## LAWRENCE'S CAREER STATS

YEAR	G/GS	TT	UT	AT	TFL-YDS	SCK-YDS	FF/FR	PBU	INT-YD
2009	12/0	14	5	9	0.0-0	0.0-0	0/0	0	0-0
2010	11/0	34	20	14	2.0-5	1.0-2	1/0	0	0-0
<b>TOTALS</b>	<b>23/0</b>	<b>48</b>	<b>25</b>	<b>23</b>	<b>2.0-5</b>	<b>1.0-2</b>	<b>1/0</b>	<b>0</b>	<b>0-0</b>

## LAWRENCE'S GAME-BY-GAME STATS

DATE	OPPONENT	TT	UT	AT	TFL-YDS	SCK-YDS	FF/FR	PBU	INT
9/5/09	JACKSON STATE	2	0	2	0.0-0	0.0-0	0/0	0	0-0
9/12/09	at Auburn	2	2	0	0.0-0	0.0-0	0/0	0	0-0
9/19/09	at Vanderbilt	1	0	1	0.0-0	0.0-0	0/0	0	0-0
9/26/09	LSU	0	0	0	0.0-0	0.0-0	0/0	0	0-0
10/3/09	GEORGIA TECH	0	0	0	0.0-0	0.0-0	0/0	0	0-0
10/10/09	HOUSTON	0	0	0	0.0-0	0.0-0	0/0	0	0-0
10/17/09	at Middle Tenn.	1	0	1	0.0-0	0.0-0	0/0	0	0-0
10/24/09	FLORIDA	0	0	0	0.0-0	0.0-0	0/0	0	0-0
10/31/09	at Kentucky	2	0	2	0.0-0	0.0-0	0/0	0	0-0
11/14/09	ALABAMA	1	1	0	0.0-0	0.0-0	0/0	0	0-0
11/21/09	at Arkansas	1	1	0	0.0-0	0.0-0	0/0	0	0-0
11/28/09	OLE MISS	4	1	3	0.0-0	0.0-0	0/0	0	0-0
9/4/10	MEMPHIS	3	2	1	0.0-0	0.0-0	0/0	0	0-0
9/9/10	AUBURN	3	1	2	0.0-0	0.0-0	0/0	0	0-0
9/18/10	at LSU	5	4	1	1.0-2	1.0-2	0/0	0	0-0
9/25/10	GEORGIA	4	1	3	0.0-0	0.0-0	0/0	0	0-0
10/2/10	ALCORN STATE	0	0	0	0.0-0	0.0-0	0/0	0	0-0
10/9/10	at Houston	1	1	0	0.0-0	0.0-0	0/0	0	0-0
10/16/10	at Florida	3	2	1	1.0-3	0.0-0	1/0	0	0-0
10/23/10	UAB	4	3	1	0.0-0	0.0-0	0/0	0	0-0
10/30/10	KENTUCKY	6	3	3	0.0-0	0.0-0	0/0	0	0-0
11/13/10	at Alabama	2	0	2	0.5-2	0.0-0	0/0	0	0-0
1/1/11	vs. Michigan	3	3	0	0.0-0	0.0-0	0/0	0	0-0



**Jameon Lewis • #16**  
**Redshirt Freshman • RS**  
**WR • 5-9 • 185**  
**Tylertown, Miss. (Tylertown)**



**CAREER:** Gifted playmaker still awaiting his first opportunity to help the Bulldogs on the playing field.

**2010:** Sat out his freshman year as a redshirt.

**HIGH SCHOOL:** Named first-team all-classification All-State by the Jackson (Miss.) Clarion-Ledger on defense . . . Also named the Mississippi Association of Coaches Offensive Player of the Year in 3A . . . Rated the No. 24 prospect in the state of Mississippi regardless of position by Scout.com . . . Rated No. 28 on the Rivals.com list of top prospects in the state . . . Listed on the Jackson (Miss.) Clarion-Ledger's 40 Most Wanted recruits . . . A three-star recruit according to both Rivals.com and ESPN.com . . . Led the undefeated Chiefs of Coach Walter Denton, who won 15 straight games en route to the school's first Class 3A championship . . . One of the two quarterbacks chosen for the Mississippi-Alabama All-Star Game roster . . . In the 3A championship game against Aberdeen he had a hand in all five Chiefs touchdowns, rushing for two scores including the game-clincher on a fourth-down dash, and passing for three more . . . During his senior season he was 75-of-137 passing for 1,161 yards with 13 touchdowns . . . Rushed 200 times for 1,182 yards and 18 touchdowns . . . As a junior he helped THS go 12-1 and capture its first-ever South State championship

**PERSONAL:** Born Jameon Kalchevis Lewis on November 26, 1991 . . . Son of Roy Walker and Tyrone Lewis . . . His father played football at Louisiana State.



**Jamerson Love • #24**  
**Redshirt Freshman • RS**  
**DB • 5-10 • 175**  
**Aberdeen, Miss. (Aberdeen)**



**CAREER:** Still awaiting his first opportunity to help the Bulldogs on the playing field.

**2010:** Sitting out his freshman year as a redshirt.

**HIGH SCHOOL:** Rated the No. 22 prospect in the state regardless of position by Rivals.com . . . A three-star athlete according to both Rivals.com and Scout.com . . . Named first-team All-State all-classification by the Jackson (Miss.) Clarion-Ledger on defense . . . Selected to participate in the Mississippi-Alabama All-Star Game at safety . . . Named first-team all-state by the Mississippi Association of Coaches at running back . . . His senior season he led Aberdeen to a 13-3 record and the 3A championship game . . . In the state title game against Tylertown he carried 13 times for 131 yards and scored on a 34-yard touchdown dash . . . He was the third-leading rusher in Class 3A as a senior, finishing the year with 1,773 yards on 195 carries . . . He scored 21 rushing touchdowns in 2009 and added six receiving scores . . . His 18 catches resulted in 434 yards . . . As a junior he helped Aberdeen reach the 3A championship game . . . Rushed for 787 yards on 57 carries with 15 touchdowns in 2008 . . . Also caught ten passes for 224 more yards and three scores.

**PERSONAL:** Born Jamerson Valentino Love on November 6, 1990 . . . Son of James Love and Maggie Walker.



**Eric Lawson • #64**  
**Redshirt Freshman • RS**  
**OL • 6-5 • 300**  
**Olive Branch, Miss. (Olive Branch)**



**CAREER:** Still awaiting his first opportunity to help the Bulldogs on the playing field.

**2010:** Sat out his freshman year as a redshirt.

**HIGH SCHOOL:** The No. 30 prospect in the state of Mississippi according to Rivals.com . . . Named to the Jackson (Miss.) Clarion-Ledger 40 Most Wanted List . . . A three-star prospect according to ESPN.com . . . Helped lead head coach Scott Samsel's Conquistadors to the third round of the playoffs . . . Named first team Mississippi High School Activities Association Region 1 Class 6A Team . . . Earned Shelby Metro All-Suburban Team honors from the Memphis Commercial Appeal . . . Played his junior season at Terry (Miss.) High School . . . Committed to Texas Tech in October of 2009 before selecting Mississippi State in February . . . Also had an offer from Memphis and considered Southern Mississippi.





# 2011 BULLDOGS



**Adrian Marcus • #35**  
**Sophomore • 1L**  
**FB • 5-10 • 235**  
**Alabaster, Ala. (Thompson)**



**CAREER:** Solid all-around runner and blocker out of the backfield has provided depth for the Bulldogs . . . Earned playing time as a redshirt freshman after walking on to the squad in the fall of 2009.

**2010:** Played in 12 games during his redshirt freshman season, seeing action as a reserve running back and on several special teams units . . . Carried six times for 24 yards in the season-opening win over Memphis . . . Did not receive another carry until the Gator Bowl victory over Michigan, where he rushed seven times for 24 yards . . . Credited with a seven yard kick return in the win over Alcorn State.

**2009:** Sat out his true freshman season as a redshirt.

**HIGH SCHOOL:** Committed to the Naval Academy out of high school . . . Rated a two-star prospect coming out of the Alabama prep ranks . . . Carried 131 times for 969 yards and 10 touchdowns for Thompson High his senior year . . . President of the FCA and posted a 3.44 GPA during his senior year . . . Named a Birmingham News Scholar Athlete . . . Rushed for 1,232 yards as a junior.



**Brandon Maye • #9**  
**Senior • TR**  
**LB • 6-2 • 235**  
**Mobile, Ala. (Clemson)**



**CAREER:** Transferred to Mississippi State in the summer of 2011 after completing his degree at Clemson . . . Had 231 tackles, 13.5 tackles for loss, 5.5 sacks, an interception, 27 quarterback pressures, four pass breakups, five caused fumbles, and three recovered fumbles over 35 games (33 starts) in three years on the field at Clemson . . . Six career caused fumbles were tied for most among active Tigers . . . First-team Academic All-ACC in 2008, 2009 and 2010 . . . Named to 2009-10 ACC Academic Honor Roll.

**2010:** Had 41 tackles, 1.5 tackles for loss, and 0.5 sacks in nine games (eight starts) . . . Lead team in tackles per game in ACC contests (5.7) . . . Return to the lineup paralleled Clemson's improvement on defense at midseason . . . Missed first two games of the year with a knee injury . . . Missed the Georgia Tech game with a calf injury and missed the Wake Forest game with a concussion suffered in the first half of the Florida State game . . . Had 10 tackles, including nine first hits, at Boston College . . . Posted nine tackles against #23 N.C. State . . . Recorded four tackles against #17 South Carolina.

**2009:** Established a single-season record for caused fumbles with five, he was third in the ACC both on a per game basis and in total caused fumbles . . . Was 30th nationally in caused fumbles per game . . . Finished 16th in the ACC in tackles per game, he was eighth going into the bowl game, but played just three snaps in that game due to an injury and did not have a tackle . . . CoSIDA Academic All-District selection for 2009, only Tiger to make that team . . . Honorable mention All-ACC linebacker in 2009 . . . Had two caused fumbles against Virginia to tie a school mark for a game . . . ACC Defensive Lineman-of-the-Week for the season opener against Middle Tennessee when he had 14 tackles . . . Also named the team's defensive MVP for that performance . . . Eight tackles at Georgia Tech in the regular season meeting and 13 in the ACC Championship game . . . Had seven tackles at Miami, including his first sack of the year, in Clemson's win over the #8 Hurricanes . . . Had 11 tackles in the win over N.C. State and 11 in the win over Virginia . . . Had 44 tackles over the last four games prior to the bowl game . . . Had team-best 103 tackles entering the Music City Bowl, but finished third on the team because he played just three snaps against Kentucky in the Music City Bowl due to injury . . . Had at least four tackles in each of the first 13 games of the season.

**2008:** Started 12 games at linebacker . . . Second in the ACC in recovered fumbles (3); he was first in recovered fumbles per game in ACC contests, as all three were in ACC games . . . tied for 25th in the ACC in tackles per game in the regular season, but was first among freshmen . . . 11th in the nation in recovered fumbles per game . . . Tied the Tiger record with two recovered fumbles against Georgia Tech . . . Had a recovered fumble at Boston College . . . had 12 tackles against #24 Alabama; the 12 tackles were the most in school history by a freshman in his first game . . . Defensive player-of-the-game by the coaches against S.C. State and Duke . . . Had four double-figure-tackle games . . . Had 11 stops against Maryland, a season-high 13 tackles at #21 Wake Forest, and 10 tackles against Duke . . . Had nine tackles at Virginia . . . Had a caused fumble against S.C. State . . . Played at least 29 snaps in every game he has appeared in . . . Had two sacks, one against S.C. State and one against Duke.

**2007:** Sat out his true freshman season as a redshirt.

**HIGH SCHOOL:** Rated as the #76 linebacker in the nation by Scout.com . . . #29 player in Alabama by Rivals.com . . . Played in the Max Emfinger All-America game and selected to the Alabama-Mississippi All-Star game . . . First-team all-region pick . . . Had 120 tackles, 18 tackles for loss, five sacks, two interceptions, and five recovered fumbles as a senior at Davidson High School . . . Chose Clemson over Memphis, South Carolina, and Southern Mississippi.

**PERSONAL:** Born Mar. 28, 1989 . . . Cousin Chris Hughes is a current member of the Bulldog football squad.





## MAYE'S CAREER HIGHS

Total Tackles – 13, vs. Middle Tennessee (9-5-09)  
 Assisted Tackles – 8, vs. Middle Tennessee (9-5-09)  
 Solo Tackles – 7, at South Carolina (11-28-09)  
 Tackles For Loss – 1.5, (2x) last at NC State (11-14-09)  
 Sacks – 1, (5x) last at NC State (11-14-09)  
 Interceptions – 1, vs. Middle Tennessee (9-5-09)

## MAYE'S CAREER STATS

YEAR	G/GS	TT	UT	AT	TFL-YDS	SCK-YDS	FF/FR	PBU	INT-YD
2008	12/12	71	21	50	5.5-25	2.0-19	1/3	1	0-0
2009	14/13	95	51	44	7.0-26	3.0-7	4/0	4	1-2
2010	9/8	45	16	29	1.5-4	0.5-1	0/0	1	0-0
<b>TOTALS</b>	<b>35/33</b>	<b>211</b>	<b>88</b>	<b>123</b>	<b>14.0-55</b>	<b>5.5-17</b>	<b>6/3</b>	<b>6</b>	<b>1-2</b>

## MAYE'S GAME-BY-GAME STATS

DATE	OPPONENT	TT	UT	AT	TFL-YDS	SCK-YDS	FF/FR	PBU	INT
8/30/08	* vs. Alabama	12	6	6	0.0-0	0.0-0	0/0	0	0-0
9/6/08	* CITADEL	4	0	5	0.0-0	0.0-0	0/0	0	0-0
9/20/08	* S.C. STATE	7	2	5	1.0-13	1.0-13	1/0	0	0-0
9/27/08	* MARYLAND	8	2	6	0.5-1	0.0-0	0/0	0	0-0
10/9/08	* at Wake Forest	9	3	6	1.5-1	0.0-0	0/0	1	0-0
10/18/08	* GEORGIA TECH	4	0	4	0.0-0	0.0-0	0/2	0	0-0
11/1/08	* at Boston College	2	0	2	0.0-0	0.0-0	0/1	0	0-0
11/8/08	* at Florida State	2	1	1	0.0-0	0.0-0	0/0	0	0-0
11/15/08	* DUKE	8	5	3	1.0-6	1.0-6	0/0	0	0-0
11/22/08	* at Virginia	6	2	4	0.0-0	0.0-0	0/0	0	0-0
11/29/08	* SOUTH CAROLINA	3	0	3	0.5-2	0.0-0	0/0	0	0-0
1/1/09	* vs. Nebraska	5	0	5	1.0-2	0.0-0	0/0	0	0-0
9/5/09	* MIDDLE TENN.	13	5	8	1.0-14	0.0-0	1/0	0	1-2
9/10/09	* at Georgia Tech	7	1	6	0.0-0	0.0-0	0/0	0	0-0
9/19/09	* BOSTON COLLEGE	2	0	2	0.0-0	0.0-0	0/0	0	0-0
9/26/09	* TCU	5	2	3	0.0-0	0.0-0	0/0	0	0-0
10/3/09	* at Maryland	5	4	1	0.0-0	0.0-0	0/0	0	0-0
10/17/09	* WAKE FOREST	6	4	2	0.0-0	0.0-0	0/0	0	0-0
10/24/09	* at Miami	7	4	3	1.0-4	1.0-4	0/0	1	0-0
10/31/09	* COASTAL CARO.	5	0	5	0.0-0	0.0-0	0/0	0	0-0
11/7/09	* FLORIDA STATE	6	2	4	1.0-1	1.0-4	0/0	0	0-0
11/14/09	* at NC State	10	4	6	1.5-4	1.0-2	0/0	0	0-0
11/21/09	* VIRGINIA	12	6	6	1.0-1	0.0-0	2/0	0	0-0
11/28/09	* at South Carolina	10	7	3	0.5-1	0.0-0	1/0	0	0-0
12/5/09	* vs. Georgia Tech	7	5	2	1.0-1	0.0-0	0/0	0	0-0
12/27/09	vs. Kentucky	0	0	0	0.0-0	0.0-0	0/0	0	0-0
9/18/10	at Auburn	0	0	0	0.0-0	0.0-0	0/0	0	0-0
10/2/10	* MIAMI	7	3	4	0.0-0	0.0-0	0/0	0	0-0
10/9/10	* at North Carolina	7	4	3	1.0-3	0.0-0	0/0	1	0-0
10/16/10	* MARYLAND	3	2	1	0.0-0	0.0-0	0/0	0	0-0
10/30/10	* at Boston College	9	3	6	0.5-1	0.5-1	0/0	0	0-0
11/6/10	* NC STATE	8	2	6	0.0-0	0.0-0	0/0	0	0-0
11/13/10	* at Florida State	0	0	0	0.0-0	0.0-0	0/0	0	0-0
11/27/10	* SOUTH CAROLINA	8	2	6	0.0-0	0.0-0	0/0	0	0-0
12/31/10	* vs. South Florida	3	0	3	0.0-0	0.0-0	0/0	0	0-0



**Shane McCardell • #96**  
**Junior • 2L**  
**DL • 6-5 • 265**  
**Beaumont, Texas (West Brook)**



**CAREER:** Speedy defensive end had his first chances to see playing time last fall . . . Also saw a couple of practice weeks at wide receiver . . . Has played in 17 career games on special teams and as a reserve along the defensive line . . . Despite limited high school experience, developed into an outstanding pass rusher on the prep level.

**2010:** Saw action in the final seven games of his sophomore season . . . Served both on special teams and as a pass-rushing defensive end . . . Posted four tackles on the year with two being quarterback sacks . . . Recorded one sack against Houston and another against Kentucky . . . Also credited with a pass breakup and three quarterback hurries on the year.

**2009:** Saw playing time in nine games during his redshirt freshman season . . . Played mainly on kick coverage units . . . Recorded one tackle in victory over Vanderbilt . . . Credited with one quarterback hurry against Houston.

**2008:** Sat out his first year at State as a true freshman redshirt.

**HIGH SCHOOL:** Only played high school football during his junior and senior seasons for head coach Craig Stump at West Brook High School in Beaumont, Texas . . . Credited with running a 4.6 in the 40-yard dash and with a 39 inch vertical jump by his high school coach. . . Started all nine games in which he saw action during his senior season . . . Made 33 tackles, including five and one-half for loss (minus 46 yards), three and one-half of which were quarterback sacks (minus 31 yards) . . . Forced a pair of fumbles and had one pass deflection during that senior campaign . . . Started five times in the 12 games he played as a junior . . . Had 18 tackles, including 12 for loss (minus 55 yards), seven of which were QB sacks (minus 38 yards) . . . Also recovered a fumble in his junior season, his first year playing football on the high school level . . . Also an outstanding basketball player and track athlete, who ran the anchor leg of his high school team's mile relay . . . Class 5A regional qualifier as a junior in the 400 meters for the Bruins . . . Other top scholarship offers: Texas, Arkansas, Baylor and Boise State . . . Committed to MSU in January 2008.

**PERSONAL:** Born Shane Anthony McCardell, 1-16-90, in Beaumont, Texas . . . Son of Mr. and Mrs. Nathaniel McCardell.

## MCCARDELL'S CAREER STATS

YEAR	G/GS	TT	UT	AT	TFL-YDS	SCK-YDS	FF/FR	PBU	INT-YD
2009	9/0	1	0	1	0.0-0	0.0-0	0/0	0	0-0
2010	8/0	4	2	2	2.0-13	2.0-13	0/0	1	0-0
<b>TOTALS</b>	<b>17/0</b>	<b>5</b>	<b>2</b>	<b>3</b>	<b>2.0-13</b>	<b>2.0-13</b>	<b>0/0</b>	<b>1</b>	<b>0-0</b>

## MCCARDELL'S GAME-BY-GAME STATS

DATE	OPPONENT	TT	UT	AT	TFL-YDS	SCK-YDS	FF/FR	PBU	INT
9/5/09	JACKSON STATE	0	0	0	0.0-0	0.0-0	0/0	0	0-0
9/12/09	at Auburn	0	0	0	0.0-0	0.0-0	0/0	0	0-0
9/19/09	at Vanderbilt	1	0	1	0.0-0	0.0-0	0/0	0	0-0
9/26/09	LSU	0	0	0	0.0-0	0.0-0	0/0	0	0-0
10/3/09	GEORGIA TECH	0	0	0	0.0-0	0.0-0	0/0	0	0-0
10/10/09	HOUSTON	0	0	0	0.0-0	0.0-0	0/0	0	0-0
10/17/09	at Middle Tenn.	0	0	0	0.0-0	0.0-0	0/0	0	0-0
11/15/09	ALABAMA	0	0	0	0.0-0	0.0-0	0/0	0	0-0
11/28/09	OLE MISS	0	0	0	0.0-0	0.0-0	0/0	0	0-0
10/9/10	at Houston	1	1	0	1.0-5	1.0-5	0/0	1	0-0
10/16/10	at Florida	0	0	0	0.0-0	0.0-0	0/0	0	0-0
10/23/10	UAB	1	0	1	0.0-0	0.0-0	0/0	0	0-0
10/30/10	KENTUCKY	1	1	0	0.0-0	0.0-0	0/0	0	0-0
11/13/10	at Alabama	0	0	0	0.0-0	0.0-0	0/0	0	0-0
11/20/10	ARKANSAS	1	0	1	0.0-0	0.0-0	0/0	0	0-0
11/27/10	at Ole Miss	0	0	0	0.0-0	0.0-0	0/0	0	0-0
1/1/11	vs. Michigan	0	0	0	0.0-0	0.0-0	0/0	0	0-0





# 2011 BULLDOGS



**Charles Mitchell • #4**  
**Senior • 3L**  
**DB • 5-11 • 205**  
**Clarksdale, Miss. (Clarksdale)**



**CAREER:** Will be one of the Bulldogs' top all-star candidates in 2011 . . . Has played in all 37 games during his Bulldog career . . . Has recorded 188 tackles and intercepted four passes during his career . . . Saw immediate action in the Mississippi State defensive backfield as a true freshman . . . Also a standout special teams player . . . Was named the Gatorade Player of the Year for the state of Mississippi following his high school career in Clarksdale.

**2010:** Became a leader of the Bulldog secondary . . . Started all 13 games at his strong safety position . . . Recorded 93 total tackles on the year, third most on the team . . . Eclipsed the double-digit mark for tackles in three different games . . . Tallied a season-high 13 in the win over Houston . . . Added 12 against Arkansas, including eight solo stops . . . Notched 10 tackles against Georgia, and added a pass breakup in the Mississippi State victory.

**2009:** Started all 12 games at safety during his sophomore year . . . Posted 65 tackles with one and a half tackles for loss . . . Tied for second on the team with four interceptions . . . Also credited with a pair of pass breakups and one forced fumble . . . Posted a career-high nine tackles against Georgia Tech . . . Intercepted a Case Keenum pass and returned it 71 yards for a touchdown against Houston . . . Picked off two passes in the season ending victory over Ole Miss.

**2008:** Played in all 12 games during his true freshman season for the Bulldogs . . . Voted to the Freshman All-SEC team by the league's coaches . . . Recorded 31 tackles and a pass deflection as a top reserve and special teams player . . . Made at least one tackle in 10 of the 12 games, and nine straight to finish the season . . . Tied for the team lead with five tackles in Mississippi State's home-opening win over Southeastern Louisiana . . . Had three tackles at LSU in Week 5 . . . Matched that total with three tackles in the Bulldogs' mid-season win over Vanderbilt . . . Made two tackles in his team's homecoming victory over Middle Tennessee . . . Added another hit in Week 9 game with Kentucky . . . Matched his season high with five tackles at Alabama one week later . . . Had four tackles and a pass deflection in the Bulldogs' Week 11 win over Arkansas . . . Added four more hits in the season finale at Ole Miss.

**HIGH SCHOOL:** Named the Gatorade Player of the Year for the state of Mississippi his senior season . . . Selected to play in the Mississippi-Alabama High School All-Star game following his senior season . . . Led the Mississippi team to victory by pacing the defense in tackles (nine) and recording an interception in the all-star classic . . . Chosen to be the Jackson Clarion-Ledger Dandy Dozen prior to his senior season, symbolic of being one of the top 12 prospects in the state of Mississippi . . . He was rated No. 4 on that newspaper's list of state's top high school recruits . . . Selected first-team, all-state in the defensive backfield by the Clarion-Ledger . . . Named as one of the top 250 players in the country by recruiting web site Rivals.com, he is that web site's 10th-ranked safety prospect nationally . . . Rivals rated him the fifth-best prospect in Mississippi, the top-rated defensive back . . . That site timed him a 4.58 in the 40-yard dash and with a 245-pound bench press max . . . Ranked as the No. 22 safety in the nation by recruiting web site Scout.com, he is that site's No. 8 prospect overall in the state of Mississippi, the top-rated defensive back . . . Credited with running a 4.56 40-yard dash and a 37-inch vertical jump by Scout at its New Orleans camp prior to his senior season . . . SuperPrep rated him the No. 25 defensive backfield prospect in the country in its season-ending All-America issue . . . That publication ranked him the No. 6 prospect in the state of Mississippi, the second-rated defensive back . . . Two-way standout performer for head coach Jim Hughes at Clarksdale (Miss.) High School . . . Made 78 tackles, four of which were quarterback sacks, and two pass interceptions in leading Clarksdale to the second round of the state playoffs as a senior . . . Offensively, he rushed 80 times for 520 yards and nine touchdowns, and caught 14 passes for 200 yards and another score . . . Named second-team, all-state in the secondary by the Clarion-Ledger as a junior when he led Clarksdale to the state semifinals . . . Made 108 tackles and had three interceptions that season, while rushing for 1,151 yards and 12 touchdowns on offense . . . Three-year starter on the prep level . . . Solid student in the high school classroom with a 2.80 grade point average . . . Other top scholarship offers: Nebraska, Michigan, Alabama, and Ole Miss.

**PERSONAL:** Born Charles D. Mitchell, 9-13-89 . . . Son of Mr. and Mrs. Neil Mitchell.

## MITCHELL'S CAREER HIGHS

- Total Tackles – 13, at Houston (10-9-10)
- Assisted Tackles – 8, at Houston (10-9-10)
- Solo Tackles – 8, vs. Arkansas (11-20-10)
- Interceptions – 2, vs. Ole Miss (11-28-09)
- Long INT Return – 71, vs. Houston (10-10-09)
- INT Return TD – 71, vs. Houston (10-10-09)
- Pass Breakups – 1, (4x) last vs. Georgia (9-25-10)
- Tackles For Loss – 1.0, (3x) last at Ole Miss (11-27-10)

## MITCHELL'S CAREER STATS

YEAR	G/GS	TT	UT	AT	TFL-YDS	SCK-YDS	FF/FR	PBU	INT-YD
2008	12/0	31	17	14	0.0-0	0.0-0	0/0	1	0-0
2009	12/12	64	39	25	1.5-3	0.0-0	1/0	2	4-131
2010	13/13	93	55	38	3.0-8	0.0-0	0/0	1	0-0
<b>TOTALS</b>	<b>37/25</b>	<b>188</b>	<b>111</b>	<b>77</b>	<b>4.5-11</b>	<b>0.0-0</b>	<b>1/0</b>	<b>4</b>	<b>4-131</b>

## MITCHELL'S GAME-BY-GAME STATS

DATE	OPPONENT	TT	UT	AT	TFL-YDS	SCK-YDS	FF/FR	PBU	INT
8/30/08	at Louisiana Tech	0	0	0	0.0-0	0.0-0	0/0	0	0-0
9/6/08	SOUTHEASTERN LA.	5	4	1	0.0-0	0.0-0	0/0	0	0-0
9/13/08	AUBURN	0	0	0	0.0-0	0.0-0	0/0	0	0-0
9/20/08	at Georgia Tech	1	1	0	0.0-0	0.0-0	0/0	0	0-0
9/27/08	at LSU	3	1	2	0.0-0	0.0-0	0/0	0	0-0
10/11/08	VANDERBILT	3	1	2	0.0-0	0.0-0	0/0	0	0-0
10/18/08	at Tennessee	3	1	2	0.0-0	0.0-0	0/0	0	0-0
10/25/08	MIDDLE TENN.	2	2	0	0.0-0	0.0-0	0/0	0	0-0
11/1/08	KENTUCKY	1	0	1	0.0-0	0.0-0	0/0	0	0-0
11/15/08	at Alabama	5	4	1	0.0-0	0.0-0	0/0	0	0-0
11/22/08	ARKANSAS	4	2	2	0.0-0	0.0-0	0/0	1	0-0
11/28/08	at Ole Miss	4	1	3	0.0-0	0.0-0	0/0	0	0-0
9/5/09	* JACKSON STATE	3	3	0	0.0-0	0.0-0	0/0	0	1-17
9/12/09	* at Auburn	7	6	1	0.0-0	0.0-0	0/0	1	0-0
9/19/09	* at Vanderbilt	3	1	2	0.5-1	0.0-0	0/0	0	0-0
9/26/09	* LSU	4	3	1	0.0-0	0.0-0	0/0	0	0-0
10/3/09	* GEORGIA TECH	9	4	5	0.0-0	0.0-0	0/0	0	0-0
10/10/09	* HOUSTON	7	5	2	0.0-0	0.0-0	0/0	0	1-71
10/17/09	* at Middle Tenn.	2	1	1	0.0-0	0.0-0	0/0	0	0-0
10/24/09	* FLORIDA	5	1	4	0.0-0	0.0-0	0/0	1	0-0
10/31/09	* at Kentucky	6	2	4	0.0-0	0.0-0	0/0	0	0-0
11/14/09	* ALABAMA	6	4	2	1.0-2	0.0-0	0/0	0	0-0
11/21/09	* at Arkansas	6	5	1	0.0-0	0.0-0	0/0	0	0-0
11/28/09	* OLE MISS	6	4	2	0.0-0	0.0-0	0/0	0	2-43
9/4/10	* MEMPHIS	9	6	3	0.0-0	0.0-0	0/0	0	0-0
9/9/10	* AUBURN	5	3	2	0.0-0	0.0-0	0/0	0	0-0
9/18/10	* at LSU	5	2	3	0.0-0	0.0-0	0/0	0	0-0
9/25/10	* GEORGIA	10	7	3	1.0-1	0.0-0	0/0	1	0-0
10/2/10	* ALCORN STATE	1	1	0	0.0-0	0.0-0	0/0	0	0-0
10/9/10	* at Houston	13	5	8	0.5-2	0.0-0	0/0	0	0-0
10/16/10	* at Florida	5	2	3	0.0-0	0.0-0	0/0	0	0-0
10/23/10	* UAB	6	3	3	0.5-1	0.0-0	0/0	0	0-0
10/30/10	* KENTUCKY	8	6	2	0.0-0	0.0-0	0/0	0	0-0
11/13/10	* at Alabama	5	4	1	0.0-0	0.0-0	0/0	0	0-0
11/20/10	* ARKANSAS	12	8	4	0.0-0	0.0-0	0/0	0	0-0
11/27/10	* at Ole Miss	7	4	3	1.0-4	0.0-0	0/0	0	0-0
1/1/11	* vs. Michigan	7	4	3	0.0-0	0.0-0	0/0	0	0-0





**Archie Muniz • #59**  
**Redshirt Freshman • RS**  
**OL • 6-4 • 290**  
**Houston, Texas (Cypress Creek)**



**CAREER:** Still awaiting his first opportunity to help the Bulldogs on the playing field.  
**2010:** Sat out his freshman year as a redshirt.  
**HIGH SCHOOL:** Rated a three-star prospect by Rivals.com and ESPN.com... Listed as the No. 30 offensive tackle in the country according to ESPN... Unanimous first-team All-District selection from District 15 in Class 5A for 2009... Helped lead Coach Greg McCaig's Cypress Creek High School to consecutive District Championships... Helped lead the Cougars to their latest District 15 championship with a 6-1 record, while his team posted an overall 9-1 mark for the regular season in Class 5A before a first-round loss in the playoffs... For the 2009 season he was credited with a 90% blocking grade and over 50 pancake blocks in ten games... As a junior in 2008 graded out at 84% on his blocks with 43 pancakes... Earned second-team All-District 15-5A his junior season... Chose Mississippi State in January with offers from across the nation including Arizona State, Colorado State, Houston, Iowa State, Kansas State, Northwestern, Oklahoma State, Rice, Southern Methodist, Tulane, Utah, UTEP, Vanderbilt and Wake Forest.



**LaDarius Perkins • #27**  
**Sophomore • 1L**  
**RB • 5-10 • 185**  
**Greenville, Miss. (St. Joseph)**



**PERSONAL:** Born Ariel Ivan Muniz on May 12, 1992... Son of Ariel and Ana Muniz.  
**CAREER:** Skilled runner who enjoyed a breakout season in 2010... Played in all 13 games and rushed for 566 yards on 101 carries... Redshirted his first season on campus... Came to Mississippi State after highly decorated football and track career in Mississippi.  
**2010:** Burst onto the scene during his redshirt freshman season, amassing 566 rushing yards on 101 carries and adding 247 receiving yards on nine catches... Scored six touchdowns with three coming through the air and three on the ground... Tallied a team-leading 1110 all-purpose yards... Rushed 18 times for 131 yards and a score against UAB, and added a receiving touchdown on the day... Had an Egg Bowl to remember, totalling 319 all-purpose yards with 98 rushing and 140 receiving... It was the second-highest single-game all-purpose yardage total in school history... Named Southeastern Conference Freshman of the Week and Rivals.com National Freshman of the Week for his effort... Continued to impress in Gator Bowl victory over Michigan... Finished the January 1 game with 155 all-purpose yards, 40 rushing yards and a team-high 79 receiving yards.  
**2009:** Sat out his true freshman season as a redshirt.  
**HIGH SCHOOL:** Selected to play in the Mississippi-Alabama High School All-Star game... Ranked as the No. 37 all-purpose back in the country by national recruiting web site Rivals.com... That site also has him listed as the No. 24 prospect in Mississippi following his senior season... Named second-team, all-state in all classifications at running back by the Jackson Clarion-Ledger newspaper... Earned first-team, all-state in Class 1A by the Mississippi Association of Coaches... Rushed 139 times for 1,915 yards, an amazing 13.8-yard per carry average, and 29 touchdowns, during his senior season... Added another 400 yards receiving and five more scores for head coach Phillip Wasson at Greenville St. Joseph High School... Rated with the top 25 high school prospects in the state of Mississippi by the Jackson Clarion-Ledger following his senior season... He led St. Joseph to an 8-4 record and into the second round of the state playoffs during his junior season... Made 38 tackles and four pass interceptions while playing defense... Also a standout in track, he is the Class 1A defending state champion in both the 100 and 200 meters... In the 100 meters, he ran a 10.9, breaking a state record that had stood for 30 years... Other top scholarship offers: Auburn and BYU... Committed to Mississippi State in January 2009.  
**PERSONAL:** Born LaDarius Robert Perkins, 9-18-90... Son of Mr. Robert Perkins and Mrs. Vanessa Perkins.

### PERKINS' CAREER HIGHS

Carries – 18, vs. UAB (10-23-10)  
 Rushing Yards – 131, vs. UAB (10-23-10)  
 Rushing Touchdowns – 1, (3x) last vs. UAB (10-23-10)  
 Longest Rush – 51, vs. UAB (10-23-10)  
 Receptions – 1, (3x) last vs. Kentucky (10-30-10)  
 Receiving Yards – 140, at Ole Miss (11-27-10)  
 Receiving Touchdowns – 2, at Ole Miss (11-27-10)  
 Longest Reception – 79, vs. Michigan (1-1-11)  
 All-Purpose Yards – 319, at Ole Miss (11-27-10)

### PERKINS' CAREER RECEIVING STATS

YEAR	G/GS	NO.	YDS	AVG.	TD	LP/OPPONENT
2010	13/0	9	247	27.4	3	79 / Michigan
<b>TOTALS</b>	<b>13/0</b>	<b>9</b>	<b>247</b>	<b>27.4</b>	<b>3</b>	<b>79 / Michigan</b>

### PERKINS' CAREER RUSHING STATS

YEAR	G/GS	NO.	YDS	AVG.	TD	LP/OPPONENT
2010	13/0	101	566	5.6	3	51/UAB
<b>TOTALS</b>	<b>13/0</b>	<b>101</b>	<b>566</b>	<b>5.6</b>	<b>3</b>	<b>51/UAB</b>

### PERKINS' GAME-BY-GAME RECEIVING STATS

DATE	OPPONENT	REC	YARDS	AVG	TD	LONG
9/4/10	MEMPHIS	0	0	0.0	0	0
9/9/10	AUBURN	0	0	0.0	0	0
9/18/10	at LSU	0	0	0.0	0	0
9/25/10	GEORGIA	0	0	0.0	0	0
10/2/10	ALCORN STATE	0	0	0.0	0	0
10/9/10	at Houston	1	11	11.0	0	11
10/16/10	at Florida	0	0	0.0	0	0
10/23/10	UAB	1	4	4.0	1	4
10/30/10	KENTUCKY	1	7	7.0	0	7
11/13/10	at Alabama	0	0	0.0	0	0
11/20/10	ARKANSAS	1	6	6.0	0	6
11/27/10	at Ole Miss	3	140	46.7	2	71
1/1/11	vs. Michigan	2	79	39.5	0	79

### PERKINS' GAME-BY-GAME RUSHING STATS

DATE	OPPONENT	NO.	GAIN	LOSS	NET	AVG.	TD	LP
9/4/10	MEMPHIS	8	59	2	57	7.1	0	19
9/9/10	AUBURN	3	11	1	10	3.3	0	10
9/18/10	at LSU	10	30	6	24	2.4	0	14
9/25/10	GEORGIA	4	13	0	13	3.2	0	8
10/2/10	ALCORN STATE	10	56	8	48	4.8	1	30
10/9/10	at Houston	12	78	0	78	6.5	1	20
10/16/10	at Florida	1	5	0	5	5.0	0	5
10/23/10	UAB	18	140	9	131	7.3	1	51
10/30/10	KENTUCKY	3	12	1	11	3.7	0	12
11/13/10	at Alabama	8	44	0	44	5.5	0	20
11/20/10	ARKANSAS	2	7	0	7	3.5	0	4
11/27/10	at Ole Miss	13	101	3	98	7.5	0	34
1/1/11	vs. Michigan	9	40	0	40	4.4	0	20





# 2011 BULLDOGS



**Dak Prescott • #15**  
**Freshman • HS**  
**QB • 6-2 • 225**  
**Haughton, La. (Haughton)**



**CAREER:** Enrolled in January of 2011 and participated in spring drills ... Talented dual-threat quarterback ... Highly recruited out of the Louisiana prep ranks.

**HIGH SCHOOL:** Highly recruited quarterback from the Louisiana prep ranks ... Led the Haughton High Buccaneers to an undefeated regular season and a berth in the 4A state quarterfinals ... Named first-team all-state by the Louisiana Sports Writers Association ... Completed 159 of 258 passes (62 percent) for 2,860 yards and 39 touchdowns during his senior season at Haughton ... Rated as one of the top dual-threat quarterbacks in the nation ... Rushed for 951 yards and 17 touchdowns on 90 attempts during his senior year (10.6 yards per carry) ... During his junior season, completed 144 of 252 passes for 2,172 yards and 27 touchdowns ... Rated a three-star prospect by both Rivals.com and Scout.com ... Committed to Mississippi State in July of 2010 and enrolled in school during the spring of 2011 ... Chose State over LSU, TCU and a host of others.

**PERSONAL:** Son of Nathaniel and Peggy Prescott ... Full name is Dakota ... Born 7/29/93 in Sulphur, La. ... Two older brothers, Tad and Jace ... Jace will be a senior offensive lineman at Northwestern (La.) State in 2011.



**Nick Redmond • #79**  
**Freshman • HS**  
**OL • 6-5 • 305**  
**Gulfport, Miss. (Harrison Central)**



**CAREER:** Enrolled in January of 2011 and participated in spring drills ... Raw talent from the Mississippi Gulf Coast region.

**HIGH SCHOOL:** Promising offensive tackle prospect from the Mississippi Gulf Coast ... Rated a three-star prospect by both Rivals.com and Scout.com ... Ranked the No. 23 prospect in the state regardless of position by SuperPrep Magazine ... Committed to Mississippi State over other in-state programs ... Chose the Bulldogs in September of 2009 ... Graduated from high school in December of 2010 and enrolled in January of 2011.

**PERSONAL:** Born Nicholas Ashton Redmond on 11/03/1992 ... Son of Lisa Redmond.



**Chris Relf • #14**  
**Senior • 2L**  
**QB • 6-4 • 245**  
**Montgomery, Ala. (Carver)**



**CAREER:** One of the more experienced quarterbacks returning in the Southeastern Conference in 2011 ... Senior leader has improved dramatically since arriving on campus ... Has played in 25 games, throwing for 2,085 yards and rushing for 1,200 ... His 136.87 career passing efficiency stands as the best in school history, and his 56.7 completion percentage ranks third all-time at Mississippi State ... Enters his senior season tied for eighth all-time with 18 career touchdown passes.

**2010:** Earned the starting quarterback job in the offseason and solidified his role with solid performances throughout the season ... Passed for 1,789 yards, completing 129 of 220 attempts ... Completion percentage of 58.6 ranks as the third best single-season tally in school history ... Threw for 13 touchdowns (t5th in MSU history) and only tossed six interceptions ... Finished the season with a passer rating of 140.99 ... Rushed for 713 yards on a team-leading 194 carries ... Added five rushing touchdowns ... Completed seven-of-nine passes for 116 yards and a touchdown in the season opener to set the tone ... Rushed for 109 yards on 20 carries in the Bulldogs' win over Georgia ... Also completed 9-of-14 passes for 148 and two scores against the other Bulldogs ... Did not throw an interception during State's six-game winning streak ... Rushed for 103 yards on 31 carries in a double-overtime loss to Arkansas ... Threw for a career-high 224 yards against the Razorbacks ... Rushed for 60 or more yards six times ... Named Most Valuable Player at the 2011 Gator Bowl, completing 18-of-23 passes for 281 yards and three scores.

**2009:** Played in 10 games and finished the season as the Bulldogs' second-leading rusher ... Completed 22-of-41 passes for 283 yards and a team-leading five touchdowns ... Rushed 76 times for 500 yards and a pair of scores ... Opened the season with a stellar outing as he completed 7-of-10 passes with three touchdowns and rushed for 82 yards and another score against Jackson State ... Rushed for 52 yards on just seven carries at Auburn ... Carried nine times for 44 yards in win at Vanderbilt ... Saw limited action until rushing for 12 times for 68 yards at Arkansas ... Also completed four of seven passes against the Razorbacks ... Emerged again as a playmaker in season finale against Ole Miss ... Ran 15 times for 131 yards and a score against the Rebels ... Completed three passes on the day, two of which went for touchdowns.

**2008:** Played two games as a reserve quarterback during his redshirt freshman season ... Saw action in the home opener vs. Southeastern Louisiana and the season finale against Ole Miss ... Completed two-of-nine passes for 13 yards in limited duty ... Saw his first collegiate action in Mississippi State's home-opening win over Southeastern Louisiana ... Rushed once (4 yards) and threw one incomplete pass against the Lions ... Completed two-of-eight passes for 13 yards in the season finale against Ole Miss.

**2007:** Redshirted his true freshman season.

**HIGH SCHOOL:** Ranked No. 29, regardless of position, in the state of Alabama in SuperPrep Magazine's season-ending list of the top prospects in the state ... Was the second-best quarterback on that list ... Credited with running a 4.8 in the 40-yard dash by the Rivals.com recruiting web site ... Selected the second-best quarterback at the Scout.com combine at Tuscaloosa, Ala., following his junior season ... Played for head coach Larry Ware at Carver High School in Montgomery, Ala. ... Threw for more than 1,500 yards in a ground-oriented offense during his junior season in high school for the Wolverines ... Committed to MSU in May 2006.

**PERSONAL:** Born Christopher L. Relf, 5-26-89, in Montgomery, Ala. ... Son of Mr. and Mrs. Dennis Relf ... His father played football at Miles College and his brother Eric played football at Alcorn (Miss.) State University.





## RELF'S CAREER HIGHS

Carries – 31, vs. Arkansas (11-20-10)  
 Rushing Yards – 131, vs. Ole Miss (11-28-09)  
 Rushing Touchdowns – 1, (5x) last vs. Michigan (1-1-11)  
 Longest Rush – 71, at Ole Miss (11-27-10)  
 Pass Completions – 20, vs. Arkansas (11-20-10)  
 Longest Completion – 81, vs. Michigan (1-1-11)  
 Pass Attempts – 30, vs. Arkansas (11-20-10)  
 Passing Yards – 288, at Ole Miss (11-27-10)  
 Passing Touchdowns – 3, (3x) last vs. Michigan (1-1-11)  
 Interceptions – 2, (2x) last at LSU (9-18-10)

## RELF'S CAREER PASSING STATS

YEAR	G/GS	CMP	ATT	INT	PCT	YDS	TD	LP/Opponent
2008	2/0	2	9	0	.220	13	0	12 / Ole Miss
2009	10/0	22	41	3	.537	283	5	46 / LSU
2010	13/13	129	220	6	.586	1789	13	81/Michigan
<b>TOTALS</b>	<b>25/13</b>	<b>153</b>	<b>270</b>	<b>9</b>	<b>.567</b>	<b>2085</b>	<b>18</b>	<b>81 / MICHIGAN</b>

## RELF'S CAREER RUSHING STATS

YEAR	G/GS	NO.	YDS	AVG.	TD	LP/Opponent
2008	2/0	7	-13	-1.9	0	10/ Ole Miss
2009	10/0	76	500	6.6	2	53 / Kentucky
2010	13/13	194	713	3.7	5	71/Ole Miss
<b>TOTALS</b>	<b>25/13</b>	<b>277</b>	<b>1200</b>	<b>4.3</b>	<b>7</b>	<b>71 / OLE MISS</b>

## RELF'S GAME-BY-GAME PASSING STATS

DATE	OPPONENT	CMP	ATT	INT	YDS	TD	LP
9/6/08	SOUTHEASTERN LA.	0	1	0	0	0	0
11/28/08	at Ole Miss	2	8	0	13	0	12
9/5/09	JACKSON STATE	7	10	0	75	3	19
9/12/09	at Auburn	5	11	2	77	0	32
9/19/09	at Vanderbilt	2	4	0	15	0	8
9/26/09	LSU	1	1	0	46	0	46
10/3/09	GEORGIA TECH	0	0	0	0	0	0
10/24/09	FLORIDA	0	0	0	0	0	0
10/31/09	at Kentucky	0	0	0	0	0	0
11/14/09	ALABAMA	0	3	1	0	0	0
11/21/09	at Arkansas	4	7	0	27	0	13
11/28/09	OLE MISS	3	5	0	43	2	34
9/4/10	* MEMPHIS	7	9	1	116	1	55
9/9/10	* AUBURN	12	26	0	110	0	22
9/18/10	* at LSU	5	8	2	35	0	22
9/25/10	* GEORGIA	9	14	0	148	2	33
10/2/10	* ALCORN STATE	11	15	0	209	2	58
10/9/10	* at Houston	7	14	0	57	0	12
10/16/10	* at Florida	4	9	0	33	0	30
10/23/10	* UAB	8	19	0	107	1	40
10/30/10	* KENTUCKY	7	17	0	111	1	35
11/13/10	* at Alabama	8	16	1	70	0	15
11/20/10	* ARKANSAS	20	30	0	224	0	29
11/27/10	* at Ole Miss	13	20	1	288	3	71
1/1/11	* vs. Michigan	18	23	1	281	3	81

## RELF'S GAME-BY-GAME RUSHING STATS

DATE	OPPONENT	NO.	GAIN	LOSS	NET	AVG.	TD	LP
9/6/08	SOUTHEASTERN LA.	1	4	0	4	4.0	0	4
11/28/08	at Ole Miss	6	16	33	-17	-2.8	0	12
9/5/09	JACKSON STATE	12	82	0	82	6.8	1	20
9/12/09	at Auburn	7	52	0	52	7.4	0	26
9/19/09	at Vanderbilt	9	44	0	44	4.9	0	11
9/26/09	LSU	2	5	1	4	2.0	0	5
10/3/09	GEORGIA TECH	3	16	0	16	5.3	0	8
10/24/09	FLORIDA	8	43	9	34	4.3	0	24
10/31/09	at Kentucky	2	60	0	60	30.0	0	53
11/14/09	ALABAMA	6	18	9	9	1.5	0	6
11/21/09	at Arkansas	12	72	4	68	5.7	0	13
11/28/09	OLE MISS	15	133	2	131	8.7	1	28
9/4/10	* MEMPHIS	7	32	12	20	2.9	0	19
9/9/10	* AUBURN	14	51	25	26	1.9	0	12
9/18/10	* at LSU	7	52	6	46	6.6	0	13
9/25/10	* GEORGIA	20	114	5	109	5.4	0	20
10/2/10	* ALCORN STATE	3	5	7	-2	-0.7	0	5
10/9/10	* at Houston	14	98	2	96	6.9	1	24
10/16/10	* at Florida	22	84	2	82	3.7	1	16
10/23/10	* UAB	20	71	20	51	2.5	0	10
10/30/10	* KENTUCKY	16	80	1	79	4.9	1	20
11/13/10	* at Alabama	13	33	26	7	0.5	0	7
11/20/10	* ARKANSAS	31	128	25	103	3.3	1	23
11/27/10	* at Ole Miss	12	83	17	66	5.5	0	71
1/1/11	* vs. Michigan	15	49	19	30	2.0	1	8





# 2011 BULLDOGS



**Damien Robinson • #78**  
**Redshirt Freshman • RS**  
**OL • 6-6 • 310**  
**Olive Branch, Miss. (Olive Branch)**



**CAREER:** Still awaiting his first opportunity to help the Bulldogs on the playing field.  
**2010:** Sat out his freshman year as a redshirt.  
**HIGH SCHOOL:** Selected to play in the U.S. Army All-American Game in San Antonio . . . Ranked No. 3 on the Jackson (Miss.) Clarion-Ledger 40 Most Wanted prospects . . . Selected to represent Mississippi at the Mississippi-Alabama All-Star Game . . . Named first team all-state for all classifications by the Jackson (Miss.) Clarion-Ledger . . . Also named first-team all-state in 6A by the Mississippi Association of Coaches . . . Rated a four-star prospect by Rivals.com and listed as that recruiting service's No. 3 recruit in the state of Mississippi . . . Member of the Rivals 250 . . . Also rated by Rivals as the 21st offensive line prospect in the country . . . Rated No. 9 offensive lineman in the nation and assigned four-stars by Scout.com and is that organization's No. 2 prospect in the state of Mississippi . . . Rated No. 2 prospect in the state by SuperPrep Magazine . . . Helped lead head coach Scott Samsel's Conquistadors to the third round of the playoffs . . . Chose Mississippi State over Mississippi, Alabama, Arkansas, Auburn, Florida State, LSU, North Carolina, Oklahoma, Tennessee and UAB.

**PERSONAL:** Born May 22, 1991 . . . Son of Alice Robinson.



**Tyler Russell • #17**  
**Sophomore • 1L**  
**QB • 6-4 • 220**  
**Meridian, Miss. (Meridian)**



**CAREER:** Highly touted prospect got his first game experience during his redshirt freshman season . . . One of the most heavily recruited quarterbacks to attend Mississippi State.  
**2010:** Played in nine games during his redshirt freshman campaign . . . Completed 39-of-67 passes for 635 yards with five touchdowns and six interceptions . . . Got off to a fast start as he completed 13-of-16 passes for 256 yards and a school-record tying four touchdowns in his first career game . . . Earned SEC Freshman of the Week honors for his work the first week . . . Completed eight-of-14 passes for 127 against Alcorn State . . . Threw for his fifth touchdown of the season late in the Alabama game . . . Rushed for 40 yards including a 26-yard scamper against Houston.

**2009:** Redshirted his true freshman season on campus.

**HIGH SCHOOL:** Named to the Parade Magazine All-America team following his senior season . . . Ranked as the No. 12 pro-style quarterback in the country by national recruiting web site Rivals.com . . . That site also has him rated as the No. 8 prospect in the state of Mississippi, the top-rated quarterback . . . Rated the No. 13 quarterback prospect in the country by national recruiting web site Scout.com . . . Listed No. 15 on Super Prep Magazine's ranking of the top quarterbacks in the country in its post-season All-America issue . . . Named Mr. Football for the state of Mississippi by the Jackson Clarion-Ledger following a banner season . . . Also selected the Gatorade Player of the Year for the state of Mississippi . . . Ranked No. 1 on the Clarion-Ledger's list of the 10 most wanted high school prospects in the state of Mississippi . . . Named first-team, all-state at quarterback in all classifications by that newspaper . . . Led Meridian High School to the Class 5A state championship as a senior . . . Completed 206-of-314 passes (.656) for 3,284 yards, 40 touchdowns and just five interceptions . . . Led his high school team to the Class 5A state championship to culminate his senior season . . . Chosen to play in the Mississippi-Alabama High School All-Star game following his senior season . . . Selected to the G&W Recruiting Report's Pre-season Top 250 prospects nationally, one of the top 30 quarterbacks on the list . . . Selected to the Clarion-Ledger Dandy Dozen prior to his senior campaign, symbolic of being one of the top 12 players in the state of Mississippi . . . Named second-team, all-state by the Jackson Clarion-Ledger following his junior season . . . Completed 146-of-274 passes (.533) for 2,481 yards, 26 touchdowns and just eight interceptions during an injury-plagued junior season for the Wildcats . . . Also rushed for 514 yards

and five TDs as a junior . . . Helped that team to the state semifinals as a junior . . . Led head coach Larry Weems' Meridian (Miss.) High School team to the Class 5A state championship during his sophomore season and to the state title game during an 11-3 junior campaign . . . Outstanding student on the high school level with a 3.3 grade point average . . . Other top scholarship offers: Alabama and South Carolina . . . Committed to MSU in April 2008.

**PERSONAL:** Born Tyler Ryan Russell, 12-6-90 . . . Son of Mr. and Mrs. Craig Russell.

### RUSSELL'S CAREER HIGHS

- Carries – 4, (2x) last vs. Alcorn State (10-2-10)
- Rushing Yards – 40, at Houston (10-9-10)
- Longest Rush – 26, at Houston (10-9-10)
- Pass Completions – 13, vs. Memphis (9-4-10)
- Longest Completion – 57, vs. Memphis (9-4-10)
- Pass Attempts – 16, vs. Memphis (9-4-10)
- Passing Yards – 256, vs. Memphis (9-4-10)
- Passing Touchdowns – 4, vs. Memphis (9-4-10)
- Interceptions – 3, at LSU (9-18-10)

### RUSSELL'S CAREER PASSING STATS

YEAR	G/GS	CMP	ATT	INT	PCT	YDS	TD	LP/Opponent
2010	9/0	39	65	6	.600	635	5	57/Memphis
<b>TOTALS</b>	<b>9/0</b>	<b>39</b>	<b>65</b>	<b>6</b>	<b>.600</b>	<b>635</b>	<b>5</b>	<b>57/Memphis</b>

### RUSSELL'S GAME-BY-GAME PASSING STATS

DATE	OPPONENT	CMP	ATT	INT	YDS	TD	LP
9/4/10	MEMPHIS	13	16	0	256	4	57
9/9/10	AUBURN	4	9	1	19	0	10
9/18/10	at LSU	5	10	3	81	0	25
10/2/10	ALCORN STATE	8	14	1	127	0	38
10/9/10	at Houston	5	9	0	72	0	33
10/16/10	at Florida	0	0	0	0	0	0
10/30/10	KENTUCKY	0	2	0	0	0	0
11/13/10	at Alabama	4	7	1	80	1	33
1/1/11	vs. Michigan	0	0	0	0	0	0





**Ricco Sanders • #11**  
**Sophomore • 1L**  
**WR • 6-0 • 190**  
**Duncan, S.C. (Byrnes)**



**CAREER:** Earned an opening-night starting call and played in all 13 games during his redshirt freshman season . . . Came to Mississippi State from the South Carolina prep ranks.

**2010:** Played in all 13 games during his redshirt freshman campaign . . . Caught his first career pass and pulled in first touchdown reception on the same second-quarter drive in the Gator Bowl win over Michigan.

**2009:** Redshirted his first season on campus.

**HIGH SCHOOL:** Rated the No. 51 wide receiver prospect in the country by national recruiting web site Rivals.com . . . That site has him listed as the No. 19 prospect in the state, regardless of position, the second-best wide receiver . . . Rivals credits him with a 4.4 timing in the 40-yard dash . . . Ranked as the No. 88 wide receiver prospect in the country by national recruiting web site Scout.com . . . Called the No. 2 wide receiver prospect in the state of South Carolina by that web site . . . Selected to the Mobile Press Register's Super Southeast 120 . . . Helped lead Byrnes to the Class 4A state title following his senior season . . . Caught 42 passes for 765 yards, an 18.2-yard per catch average, and six touchdowns during his senior season for head coach Chris Miller at James F. Byrnes High School in Duncan, S.C. . . . Helped lead the Rebels to the South Carolina state title as a junior, catching seven passes for 89 yards in the championship game . . . Caught 58 passes for 908 yards, a 15.6-yard average, and 13 touchdowns for the year . . . Other top scholarship offers: Florida, Georgia, Auburn, Clemson, Florida State and Kansas . . . Committed to Mississippi State in February 2009.

**PERSONAL:** Born Ricco Sanders, 3-15-91 . . . Son of Mrs. Jackie Sanders.



**Quentin Saulsberry • #55**  
**Senior • 3L**  
**OL • 6-2 • 300**  
**Coldwater, Miss. (Independence)**



**CAREER:** Established leader on the talented offensive line . . . Started each of the his 37 games for the Bulldogs . . . Has played and excelled at four different positions along the offensive line during his first three years . . . Highly regarded two-way lineman in the Mississippi high school ranks who concentrated on the defensive side once he arrived in Starkville, but made the switch to offense during his redshirt season.

**2010:** Started all 13 games, earning the nod at right guard 10 times and starting at center two times due to an injury to J.C. Brignone . . . Graded out at 80 percent or higher eight times during his junior season and posted 28 knockdowns on the year . . . Played left guard and right guard interchangeably throughout the season and also helped at center . . . Helped pave the way for the Bulldog rushing attack that averaged 214.8 yards per game, 16th in the country and second highest average in the SEC . . . Helped State rush for over 200 yards eight different times during the season.

**2009:** Started all 12 games at left guard . . . Helped the Bulldog offense lead the SEC and finish ninth nationally in rushing offense, averaging more than 227 yards per game . . . The offensive line created room for the offense to increase yards-per-game by nearly 100 yards from the previous season . . . The o-line also allowed 16 fewer sacks in 2009 . . . Played every snap in 10 games . . . Helped pave the way for running back Anthony Dixon to set a new school record with 1,391 yards on the year . . . Also cleared the path for the offense to eclipse the 300 rushing yard mark four times, including rushing 55 times for 327 yards at Arkansas and 59 times for 317 yards in the season-ending win over Ole Miss.

**2008:** Started all 12 games of the year at right tackle . . . Won the first start of his collegiate career in his first game of eligibility on the offensive line . . . Played all 74 offensive snaps, a team high, during that first start, turning in a 79 percent blocking grade . . . For the second-straight week, saw the most action of any Bulldog offensive lineman in Week 2 home-opening win over Southeastern Louisiana . . . Tallied an 82 percent blocking mark against the Lions . . . Was on the field for all 61 offensive snaps vs. Auburn in the SEC opener

. . . Was on the field for all 87 offensive snaps at Georgia Tech one week later . . . Scored a 78 percent blocking mark in Atlanta . . . Was on the field for all 59 offensive snaps in Week 5 at LSU . . . Tallied a 75 percent blocking ratio . . . Played all 73 offensive plays in the Bulldogs' 17-14 win over Vanderbilt at mid-season . . . Tallied a 74 percent blocking grade against the Commodores . . . Went all 63 offensive snaps in Week 7 at Tennessee, recording a 72 percent blocking mark . . . Went all 64 offensive snaps and graded out at an 84 percent mark against Middle Tennessee at homecoming . . . Played all 57 snaps at Alabama in Week 10, scoring a 70 percent blocking mark . . . Was on the field all 76 offensive snaps in the team's Week 11 win over Arkansas, grading out at 86 percent with five knockdown blocks . . . Started the season finale at right tackle for the Bulldogs.

**2007:** Sat out his true freshman season as a redshirt.

**HIGH SCHOOL:** Selected to play in the Mississippi/Alabama All-Star Classic . . . Selected to play in the Max Emfinger All-American Bowl Game Classic all-star game at Shreveport, La., following his senior season . . . Rated the No. 36 offensive guard prospect in the country by ESPN.com . . . Ranked among the top 60 offensive linemen in the Southeast by PrepStar recruiting magazine in its season-ending yearbook . . . Rated as the No. 15 prospect in the state following his senior season by Rivals.com, the third-best offensive lineman . . . Ranked among the top 25 players in the state of Mississippi by the Jackson Clarion-Ledger following his senior season, one of the top seven offensive linemen in the state . . . Named first-team, all-state in all classifications by the Clarion-Ledger newspaper on the offensive line following his senior season . . . Earned first-team, all-state mention in Class 3A by the Mississippi Association of Coaches at offensive guard . . . Helped lead his prep team to the post-season play-offs all four seasons as a regular . . . Graded out at 93 percent during his senior campaign for head coach Tim Nickens at Independence (Miss.) High School, recording 24 pancake blocks . . . Ran a 5.15 40-yard dash at the Oxford Scout.com combine, the third-fastest time among linemen . . . His nine-foot broad jump was the best in his group, while his 8.03-second time in the three-cone event was second best among his peers . . . His 5.03-second short shuttle time tied for the third fastest at that camp, while his 26-foot vertical leap was third among linemen . . . Credited with a 325-pound bench press max by the Rivals.com recruiting web site . . . Started on both sides of the ball his freshman through junior season in high school for head coach Clay Stevens at Independence . . . Registered 40 tackles during his sophomore season as a defensive tackle . . . Also played basketball and ran track on the high school level . . . Other top scholarship offer: Ole Miss . . . Committed to MSU in July 2006.

**PERSONAL:** Born Quentin Cortez Saulsberry, 10-14-88, in Memphis, Tenn. . . Son of Mr. Jesse Saulsberry and Ms. Pat Wilson.





# 2011 BULLDOGS



**William Shumpert • #43**  
**Sophomore • SQ**  
**FB • 5-11 • 240**  
**Fulton, Miss. (Itawamba Agricultural)**




**CAREER:** Bruising fullback that missed the 2010 season after a neck injury . . . Redshirted his freshman year on campus . . . Came to Mississippi State after a standout two-way career in the Mississippi prep ranks.

**2010:** Sat out his second year on campus following August neck injury.

**2009:** Did not play during his true freshman season as he redshirted.

**HIGH SCHOOL:** Considered the No. 7 fullback prospect in the country by national recruiting web site Rivals.com . . . That site also listed him as the No. 17 recruit in the state of Mississippi . . . Ranked as the No. 14 fullback prospect in the country by national recruiting web site Scout.com . . . Named first-team, all-state on the defensive line by the Jackson Clarion-Ledger newspaper in all classifications following his senior campaign . . . Rated with the top 25 high school prospects in the state of Mississippi by the Jackson Clarion-Ledger following his senior season . . . Two-way standout who starred at fullback and nose guard . . . Made 96 tackles on the defensive line, he was credited with 31 tackles for loss, including 13.5 quarterback sacks . . . Also rushed 56 times for 278 yards, nearly 5 yards per carry, with three touchdowns as a running back . . . Added five pass receptions for 81 yards and another score . . . Chosen to play in the Mississippi-Alabama High School All-Star game following his senior season . . . Rated the No. 13 high school fullback prospect in the country by recruiting web site Rivals.com . . . Named the Defensive Player of the Year by the Northeast Mississippi Daily Journal for his work on the defensive line for head coach Jamie Mitchell following his junior season . . . Earned Division I-4A all-region by the Mississippi Association of Coaches following his junior season . . . Other top scholarship offer: Ole Miss . . . Committed to MSU in July 2008.

**PERSONAL:** Born William Dake Shumpert, 12-4-89.



**Deontae Skinner • #51**  
**Sophomore • 1L**  
**LB • 6-2 • 245**  
**Macon, Miss. (Noxubee County)**



**CAREER:** Talented young linebacker earned his first playing time and provided depth on both defense and special teams in 2010 . . . Came to Mississippi State after playing prep football at nearby Noxubee County.

**2010:** Played in 10 games and totalled seven tackles on the season . . . Saw time as a reserve linebacker and on kick-coverage units . . . Credited with a pair of stops against Houston and in the Egg Bowl . . . Posted one solo stop against Michigan in the New Year's Day Gator Bowl victory.

**2009:** Sat out the season as a true freshman redshirt.

**HIGH SCHOOL:** Ranked as the No. 28 strong linebacker prospect in the country by national recruiting web site Scout.com . . . Listed as the No. 39 weak side linebacker in the country by national recruiting web site Rivals.com . . . That site also rates him the No. 19 player, regardless of position, in the state of Mississippi, the top-ranked linebacker on the chart . . . Credited with a 305-pound bench press and running a 4.7 in the 40-yard dash by Rivals . . . Named first-team, all-state on the defensive line by the Jackson Clarion-Ledger newspaper in all classifications following his senior campaign . . . Rated with the top 25 high school prospects in the state of Mississippi by the Jackson Clarion-Ledger following his senior season . . . Played defensive end as a senior for head coach M.C. Miller at Noxubee County in Macon, Miss. . . Led his prep team to the Class 4A championship as a senior . . . Made 134 total tackles, including 28 tackles for loss, 11 of which were quarterback sacks . . . Also credited with two forced fumbles . . . Chosen to play in the Mississippi-Alabama High School All-Star game following his senior season . . . Helped lead Noxubee County to the state title game as a junior . . . Made 122 total tackles, including five quarterback sacks, during his junior season at Noxubee County High School in Macon, Miss. . . Other top scholarship offer: Ole Miss . . . Committed to MSU in July 2008.

**PERSONAL:** Born Deontae Skinner, 12-18-90 . . . Grandson of Georgia Mae Skinner.

### SKINNER'S CAREER STATS

YEAR	G/GS	TT	UT	AT	TFL-YDS	SCK-YDS	FF/FR	PBU	INT-YD
2010	10/0	7	5	2	0.0-0	0.0-0	0/0	0	0-0
<b>TOTALS</b>	<b>10/0</b>	<b>7</b>	<b>5</b>	<b>2</b>	<b>0.0-0</b>	<b>0.0-0</b>	<b>0/0</b>	<b>0</b>	<b>0-0</b>

### SKINNER'S GAME-BY-GAME STATS

DATE	OPPONENT	TT	UT	AT	TFL-YDS	SCK-YDS	FF/FR	PBU	INT
9/4/10	MEMPHIS	1	1	0	0.0-0	0.0-0	0/0	0	0-0
10/2/10	ALCORN STATE	0	0	0	0.0-0	0.0-0	0/0	0	0-0
10/9/10	at Houston	2	1	1	0.0-0	0.0-0	0/0	0	0-0
10/16/10	at Florida	0	0	0	0.0-0	0.0-0	0/0	0	0-0
10/23/10	UAB	0	0	0	0.0-0	0.0-0	0/0	0	0-0
10/30/10	KENTUCKY	0	0	0	0.0-0	0.0-0	0/0	0	0-0
11/13/10	at Alabama	0	0	0	0.0-0	0.0-0	0/0	0	0-0
11/20/10	ARKANSAS	1	0	1	0.0-0	0.0-0	0/0	0	0-0
11/27/10	at Ole Miss	2	2	0	0.0-0	0.0-0	0/0	0	0-0
1/1/11	vs. Michigan	1	1	0	0.0-0	0.0-0	0/0	0	0-0





**Chris Smith • #8**  
**Junior • 2L**  
**WR • 6-2 • 205**  
**Meridian, Miss. (Meridian)**



**CAREER:** Talented receiver pressed into immediate service for the Bulldogs during his true freshman season . . . Has played in 22 games during his two years on campus . . . Highly recruited athlete coming out of Meridian High School, where he played with fellow Mississippi State classmate Tyler Russell.

**2010:** Played in 12 games on the season, missing only the opener against Memphis . . . Finished the year with 24 catches for 264 yards and a score . . . Caught 15 passes over the last four weeks of the regular season, and hauled in his only touchdown of the year at the Egg Bowl . . . Caught two passes against Auburn, Alcorn State, Houston and Alabama before a breakout five-catch, 78-yard evening against Arkansas in Week 11 . . . Hauled in a team-leading four passes for 46 yards in the Gator Bowl victory over Michigan.

**2009:** Saw action in 10 games, earning two starts during his true freshman season . . . Caught one pass for 13 yards in the season opener against Jackson State . . . Hauled in one pass in back-to-back weeks against Georgia Tech and Houston . . . Saw action on special teams throughout the season . . . Recorded a pair of tackles in the season ending Egg Bowl victory.

**HIGH SCHOOL:** Rated as the No. 31 wide receiver prospect in the country by national recruiting web site Rivals.com, which included him among its top 250 players nationally . . . That site also considers him the No. 7 high school student-athlete available in the state of Mississippi . . . Listed No. 33 on Super Prep Magazine's ranking of the top wide receivers in the country in its post-season All-America issue . . . Ranked as the No. 76 wide receiver prospect in the country by national recruiting web site Scout.com . . . Physical, strong receiver who is credited with a 225-pound bench press maximum by Scout . . . Named first-team, all-state in all classifications at wide receiver by the Jackson Clarion-Ledger following his senior season . . . Rated with the top 25 high school prospects in the state of Mississippi by the Jackson Clarion-Ledger following his senior season . . . Helped lead head coach Larry Weems' Meridian (Miss.) High School team to a 14-1 overall record and the Class 5A state title as a senior . . . Caught 70 passes for 1,076 yards, a 15.4-yard average, and 10 touchdowns as a senior . . . As a junior, he hauled in 54 passes for 876 yards, a 16.2-yard average per catch, and seven touchdowns . . . Also played soccer, basketball and ran track on the high school level . . . Committed to Mississippi State in April 2008.

**PERSONAL:** Born Christopher Ben Smith, 1-21-90 . . . Son of Ms. Lisa Moore.

**SMITH'S CAREER HIGHS**

- Receptions – 5, vs. Arkansas (11-20-10)
- Receiving Yards – 78, vs. Arkansas (11-20-10)
- Longest Reception – 19, (2x) last vs. Arkansas (11-27-10)
- Receiving Touchdowns – 1, at Ole Miss (11-27-10)

**SMITH'S CAREER RECEIVING STATS**

YEAR	G/GS	NO.	YDS	AVG.	TD	LP/OPPONENT
2009	10/2	3	22	7.3	0	13/ Jackson State
2010	12/8	24	264	11.0	1	19/ twice
<b>TOTALS</b>	<b>22/10</b>	<b>27</b>	<b>286</b>	<b>10.6</b>	<b>1</b>	<b>19/twice</b>

**SMITH'S GAME-BY-GAME RECEIVING STATS**

DATE	OPPONENT	REC	YARDS	AVG	TD	LONG
9/4/10	MEMPHIS		DNP			
9/9/10	AUBURN	2	21	10.5	0	17
9/18/10	at LSU	1	8	8.0	0	8
9/25/10	GEORGIA	1	9	9.0	0	9
10/2/10	ALCORN STATE	2	28	14.0	0	19
10/9/10	* at Houston	2	13	6.5	0	7
10/16/10	* at Florida	0	0	0.0	0	0
10/23/10	* UAB	1	8	8.0	0	8
10/30/10	* KENTUCKY	0	0	0.0	0	0
11/13/10	* at Alabama	2	12	6.0	0	7
11/20/10	* ARKANSAS	5	78	15.6	0	19
11/27/10	* at Ole Miss	4	41	10.3	1	18
1/1/11	* vs. Michigan	4	46	10.5	0	18



**Tobias Smith • #67**  
**Junior • 1L**  
**OL • 6-3 • 305**  
**Columbus, Miss. (Columbus)**



**CAREER:** Enjoyed a relatively healthy sophomore campaign after struggling with injuries his first two seasons on campus . . . Local high school product who impressed coaches upon his arrival on campus.

**2010:** Played in 12 games and earned his first career start . . . Saw time with the regular offensive line either at left or right guard throughout the year . . . Helped pave the way for the Bulldog rushing attack that averaged 214.8 yards per game, 16th in the country and second highest average in the SEC . . . Helped State rush for over 200 yards eight different times this season . . . Posted 10 games of over 80 percent blocking and eclipsed the 90 percent mark four times . . . Finished the season with an impressive 36 knockdown blocks . . . Earned first start against Florida.

**2009:** Had season derailed with leg injury suffered in August . . . Was working with the first team offense before the injury . . . Still saw action in three games . . . Played for the first time against Georgia Tech and saw action a week later against Houston . . . Only other action of the season came against Alabama.

**2008:** Sat out his true freshman season after suffering a broken ankle during pre-season practice.

**HIGH SCHOOL:** Ranked as the No. 34 offensive guard prospect in the country by recruiting web site Rivals.com . . . That site has him listed as the No. 9 prospect, regardless of position, in the state of Mississippi, following his senior season . . . He was the second-ranked offensive lineman on the chart, the top-rated offensive guard . . . Credited with a 405-pound bench press max and a 32-inch vertical jump by Rivals . . . He was rated No. 66 on Scout.com's post-season listing of the top offensive tackles in the nation . . . Selected to play in the Mississippi-Alabama High School All-Star game . . . Named first-team, all-state on the offensive line by the Jackson Clarion-Ledger following a standout senior season for head coach Daryl Jones at Columbus (Miss.) High School . . . Accomplished all that despite playing two games with a broken foot and missing four others . . . Was a three-year starter on the offensive line for the Falcons . . . Other top scholarship offer: Baylor . . . Committed to MSU in January 2008.

**PERSONAL:** Born Tobias Antonio Smith, 9-16-89 . . . Son of Mr. and Mrs. Kelvin Smith.





# 2011 BULLDOGS



**Trevor Stigers • #54**  
**Junior • 2L**  
**DL • 6-5 • 245**  
**Ridgeland, Miss. (Ridgeland)**



**CAREER:** Talented young player saw time as a reserve along the defensive line in 2010 ... Has played in 17 games in his still-young career ... Redshirt freshman season was cut short due to injury ... Came to the Bulldogs after a standout high school career in the state of Mississippi.

**2010:** Saw action in 11 games after missing a pair of contests early in the year ... Compiled 19 total tackles with 4.5 for loss ... Had five tackles in State's win over Alcorn State ... Also racked up 2.5 tackles for loss in that contest ... Had another hit behind the line against Kentucky ... Posted a pair of tackles with one behind the line against Michigan in the Gator Bowl.

**2009:** Played in six games on special teams and along the defensive line ... Season was derailed by injury midway through the season ... Finished the year with three total tackles ... Posted a single stop against Jackson State, Houston and Middle Tennessee.

**2008:** Sat out his first year on campus as a true freshman redshirt.

**HIGH SCHOOL:** Rated the No. 51 defensive end in the country by recruiting web site Scout.com ... Ranked the No. 29 weak side defensive end in the nation by recruiting web site Rivals.com ... That site also considered him the No. 14 prospect in Mississippi overall, the state's second-best defensive end ... Selected to play in the Mississippi/Alabama High School all-star game as a defensive end, where he registered six tackles and one quarterback sack ... Rated No. 9 in the state of Mississippi's Ten Most Wanted recruits by the Jackson Clarion-Ledger following his senior season ... Rated No. 13 on SuperPrep's post-season All-America listing of the state of Mississippi's top players, the state's top true defensive end prospect ... Credited with running a 4.87 in the 40-yard dash and with a 270-pound bench press max by Rivals ... Named first-team, all-state on the defensive line by the Jackson Clarion-Ledger following his senior season ... That newspaper named him its Metro Jackson Player of the Year ... Made 84 tackles for head coach Kenny Burton's Ridgeland (Miss.) High School team during his senior season ... Had 11.5 quarterback sacks, three forced fumbles and four pass deflections during that senior campaign ... Recorded 109 tackles and 14 quarterback sacks during his junior season for the Titans ... Named second-team, all-state that season by the Clarion-Ledger ... Head coach Kenny Burton ... Other top scholarship offers: Ole Miss ... Committed to MSU in October 2007.

**PERSONAL:** Born Trevor Trent Stigers, 9-18-89, in Crawford, Miss... Son of Mr. Ricky Butler and Mrs. Bettie Butler.

### STIGERS' CAREER STATS

YEAR	G/GS	TT	UT	AT	TFL-YDS	SCK-YDS	FF/FR	PBU	INT-YD
2009	6/0	3	2	1	0.0-0	0.0-0	0/0	0	0-0
2010	11/0	17	5	12	3.5-9	0.0-0	0/0	0	0-0
<b>TOTALS</b>	<b>17/0</b>	<b>20</b>	<b>7</b>	<b>13</b>	<b>3.5-9</b>	<b>0.0-0</b>	<b>0/0</b>	<b>0</b>	<b>0-0</b>

### STIGERS' GAME-BY-GAME STATS

DATE	OPPONENT	TT	UT	AT	TFL-YDS	SCK-YDS	FF/FR	PBU	INT
9/4/10	MEMPHIS	1	1	0	0.0-0	0.0-0	0/0	0	0-0
9/25/10	GEORGIA	1	0	1	0.0-0	0.0-0	0/0	0	0-0
10/2/10	ALCORN STATE	5	2	3	2.5-7	0.0-0	0/0	0	0-0
10/9/10	at Houston	3	0	3	0.0-0	0.0-0	0/0	0	0-0
10/16/10	at Florida	1	1	0	0.0-0	0.0-0	0/0	0	0-0
10/23/10	UAB	1	0	1	0.0-0	0.0-0	0/0	0	0-0
10/30/10	KENTUCKY	2	1	1	1.0-2	0.0-0	0/0	0	0-0
11/13/10	at Alabama	1	0	1	0.0-0	0.0-0	0/0	0	0-0
11/20/10	ARKANSAS	0	0	0	0.0-0	0.0-0	0/0	0	0-0
11/27/10	at Ole Miss	2	0	2	0.0-0	0.0-0	0/0	0	0-0
1/1/11	vs. Michigan	0	0	0	0.0-0	0.0-0	0/0	0	0-0



**Baker Swedenburg • #39**  
**Sophomore • SQ**  
**P • 6-0 • 190**  
**Columbus, Miss. (Heritage Academy)**



**CAREER:** Enters his sophomore season as the leader to become the Bulldogs' starting punter ... Awaiting his first chance to help the Bulldogs on the playing field ... Enjoyed a phenomenal 2010 spring practice ... Enrolled at Mississippi State full-time in January 2009 and participated in spring practice ... Outstanding local kicker and punter in the Mississippi private school ranks.

**2010:** Did not see any game action.

**2009:** Sat out his true freshman season as a redshirt.

**HIGH SCHOOL:** Selected to play in the Max Emfinger High School All-America Bowl Game following his senior season ... Was ranked the No. 3 punter in the country in March 2007 by the Ray Guy ProKicker.com web site ... Considered the No. 7 kicker nationally by ESPN.com in its post-season listing ... Rated No. 9 nationally as a punter by Scout.com ... Rated No. 24 on recruiting web site Rivals.com ranking of the nation's top punters and place-kickers ... Rated among the top 40 recruits in the state of Mississippi by the Jackson Clarion-Ledger following his senior season ... That newspaper selected him second-team, all-state punter following his senior season for head coach Herbert Davis at Heritage Academy in Columbus, Miss... Selected to the Columbus Commercial Dispatch Dandy Dozen, symbolic of being one of the top 12 players in the Columbus area prior to his senior season ... Punted 46 times for a 42-yard average as a junior for the Patriots ... Had a season-long 67-yard boot ... Named first-team, all-state by the Mississippi Private Schools Association and first-team North AAA All-Conference following both his junior and senior seasons ... Punted for Heritage Academy when the team finished second in the state during his sophomore campaign ... Also a standout baseball player on the high school level ... Solid student in the high school classroom with a 3.00 grade point average ... Committed to MSU in July 2007.

**PERSONAL:** Born Michael Baker Swedenburg, 8-19-89, in Jackson, Miss... Son of Mr. and Mrs. Michael Swedenburg.



**Joey Trapp • #76**  
**Junior • TR**  
**OL • 6-3 • 300**  
**Rolling Hills, Calif. (L.A. Harbor CC)**



**CAREER:** Junior college transfer enrolled in January of 2011 and went through spring practices ... Talented player from the California juco ranks.

**JUNIOR COLLEGE:** First-team All-Central West Conference during his sophomore season at Los Angeles Harbor ... Helped lead the Seahawks to an 8-3 record and the Central West Conference championship in 2010 ... Rated a three-star prospect by Rivals.com ... Helped the Seahawks to a 9-2 record during his freshman season as he started 10 of 11 contests along the offensive front ... Chose Mississippi State in December of 2010 over offers from a host of other schools ... Enrolled at State in January of 2011 and will participate in spring practices.

**PERSONAL:** Born Joseph Kramer Trapp on 11/13/1989 ... Son of Sonia and Steve Cvitanovich.





**Curtis Virges • #98**  
**Redshirt Freshman • RS**  
**DL • 6-3 • 300**  
**West Point, Miss. (West Point)**



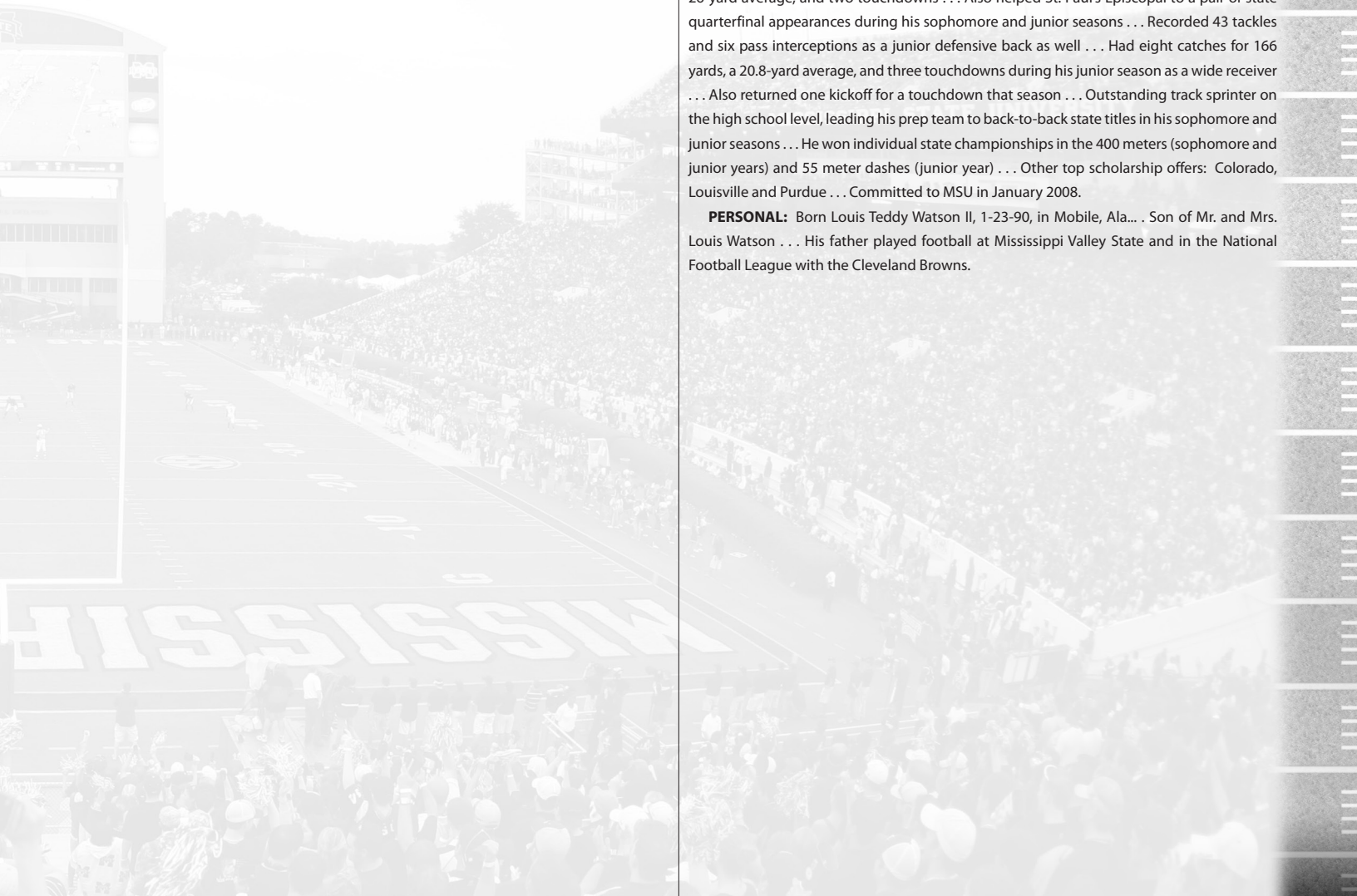
**CAREER:** Still awaiting his first opportunity to help the Bulldogs on the playing field.  
**2010:** Sat out his freshman year as a redshirt.  
**HIGH SCHOOL:** Rated a three-star prospect by Scout.com, Rivals.com and ESPN.com . . . Listed as the No. 14 prospect in the state of Mississippi by Rivals.com . . . Scout.com ranks him as the No. 17 prospect in the state regardless of position . . . Member of the Jackson (Miss.) Clarion-Ledger 40 Most Wanted Recruits . . . Selected to play in the Mississippi-Alabama All-Star Game . . . Named first-team all-state for all classifications by the Jackson (Miss.) Clarion-Ledger . . . Named first-team all-state in Class 5A by the Mississippi Association of Coaches . . . Listed among state's most wanted players by the Mississippi Press . . . Helped lead head coach Chris Chambliss' Green Wave to a Class 5A state championship . . . Named the North-east Mississippi Daily Journal regional Defensive Player of the Year . . . In the state championship game, tallied nine solo tackles with a quarterback sack . . . On the season he posted 82 total tackles and 14 sacks . . . Played both defensive tackle and offensive guard during sophomore and junior seasons . . . Chose Mississippi State over Mississippi . . . Committed to Mississippi State in July of 2009 . . . Also received offers from Southern Mississippi and UAB.  
**PERSONAL:** Born Curtis Maurice Virges, Jr. on March 27, 1992 . . . Son of Curtis Virges, Sr. and Carsandra Virges.



**Louis Watson • #20**  
**Junior • 2L**  
**DB • 5-11 • 185**  
**Mobile, Ala. (St. Paul's Episcopal)**



**CAREER:** A top reserve in the defensive backfield during his sophomore season . . . Played in six games during the 2010 campaign . . . Came to Starkville as a standout defensive back in the Alabama prep ranks.  
**2010:** Played six games during his sophomore campaign . . . Posted a pair of tackles on the year, one each in wins over Memphis and Alcorn State.  
**2009:** Saw action in nine games as a redshirt freshman, earning one starting call . . . Posted three tackles in the season-opener against Jackson State . . . Earned a start and recorded one stop against Georgia Tech . . . Saw extensive duty on coverage teams throughout the year.  
**2008:** Redshirted his true freshman season.  
**HIGH SCHOOL:** Was selected to play in the Mississippi-Alabama High School All-Star game, but sat out the contest due to injury . . . Named first-team, Class 5A all-state at defensive back by the Alabama Sports Writers Association . . . Credited with running a 4.47 in the 40-yard dash by recruiting web site Scout.com . . . Rated No. 33 on SuperPrep's post-season All-America listing of the state of Alabama's top players, the state's top cornerback prospect . . . Helped coach Mike Bates' St. Paul's Episcopal School in Mobile, Ala., to the Class 5A state championship during his senior season . . . Registered 65 tackles and six interceptions during his senior campaign for the Saints . . . Offensively, made 13 pass receptions for 333 yards, a 26-yard average, and two touchdowns . . . Also helped St. Paul's Episcopal to a pair of state quarterfinal appearances during his sophomore and junior seasons . . . Recorded 43 tackles and six pass interceptions as a junior defensive back as well . . . Had eight catches for 166 yards, a 20.8-yard average, and three touchdowns during his junior season as a wide receiver . . . Also returned one kickoff for a touchdown that season . . . Outstanding track sprinter on the high school level, leading his prep team to back-to-back state titles in his sophomore and junior seasons . . . He won individual state championships in the 400 meters (sophomore and junior years) and 55 meter dashes (junior year) . . . Other top scholarship offers: Colorado, Louisville and Purdue . . . Committed to MSU in January 2008.  
**PERSONAL:** Born Louis Teddy Watson II, 1-23-90, in Mobile, Ala. . . Son of Mr. and Mrs. Louis Watson . . . His father played football at Mississippi Valley State and in the National Football League with the Cleveland Browns.







# 2011 BULLDOGS



**Sam Watts • #71**  
**Sophomore • SQ**  
**OL • 6-4 • 305**  
**Conyers, Ga. (Salem)**



**CAREER:** Played in 11 games during his redshirt freshman campaign, playing on special teams and as a reserve offensive lineman . . . Graduated from high school one semester early and joined the Mississippi State football program in January 2009 . . . Solid two-way lineman from the highly regarded Georgia prep ranks.

**2010:** Saw action in 11 games, playing on the field goal team . . . Also played on the offensive line against Memphis and Houston.

**2009:** Sat out his freshman season as a redshirt.

**HIGH SCHOOL:** Played four years of varsity football at Salem High School in Conyers, Ga., starting the final three seasons of his career on the offensive line for head coach Chad Estes . . . Played offensive guard as a freshman, offensive tackle as sophomore, and center the final two seasons . . . Named all-state during his senior season . . . Helped lead Salem to a pair of regional championships and nine-win seasons as a freshman and junior . . . Outstanding student in the high school classroom with a 3.96 grade point average, 12th in his senior class . . . Committed to MSU in February 2008.

**PERSONAL:** Born Samuel Alton Watts, 10/10/90, in Starkville, Miss. . . Son of Mr. and Mrs. Lin Watts, who are Mississippi State University graduates.



**Matthew Wells • #22**  
**Redshirt Freshman • RS**  
**LB • 6-2 • 215**  
**Monticello, Miss. (Lawrence County)**




**CAREER:** Still awaiting his first opportunity to help the Bulldogs on the playing field.

**2010:** Sat out his freshman year as a redshirt.

**HIGH SCHOOL:** Listed as the No. 4 Most Wanted Prospect in the state of Mississippi by the Jackson (Miss.) Clarion-Ledger . . . Selected to play in the Mississippi-Alabama All-Star Game . . . Listed as the No. 6 prospect in the state regardless of position by Scout.com . . . A four-star prospect and the No. 17 running back in the nation according to Scout.com . . . The No. 11 prospect in the state on the Mississippi Press Fantastic 15 . . . Preseason member of the Jackson (Miss.) Clarion-Ledger Dandy Dozen . . . Named first-team all-state in Class 4A by the Mississippi Association of Coaches . . . Despite missing four games during senior season due to injury, finished with 1,050 rushing yards and 12 touchdowns . . . Also credited with 36 tackles and four interceptions . . . Rushed for 1,352 yards as a junior on 113 carries and scored 21 touchdowns . . . Also starred on the Lawrence County High School basketball team . . . Committed to Mississippi State over Mississippi in January of 2010 . . . Had offers from Southern Mississippi, Tennessee and Stanford.

**PERSONAL:** Born Matthew Sean Wells on November 26, 1990 . . . Son of Perrin Wells and LaTriece Smith.







**Nickoe Whitley • #5**  
**Sophomore • 1L**  
**DB • 6-1 • 200**  
**Jackson, Miss. (Provine)**



### WHITLEY'S CAREER STATS

YEAR	G/GS	TT	UT	AT	TFL-YDS	SCK-YDS	FF/FR	PBU	INT-YD
2010	13/11	52	34	18	1.5-14	1.5-14	1/2	3	3-0
<b>TOTALS</b>	<b>13/11</b>	<b>52</b>	<b>34</b>	<b>18</b>	<b>1.5-14</b>	<b>1.5-14</b>	<b>1/2</b>	<b>3</b>	<b>3-0</b>

### WHITLEY'S GAME-BY-GAME STATS

DATE	OPPONENT	TT	UT	AT	TFL-YDS	SCK-YDS	FF/FR	PBU	INT
9/4/10	* MEMPHIS	3	2	1	0.0-0	0.0-0	0/0	1	0-0
9/9/10	* AUBURN	6	4	2	0.0-0	0.0-0	0/0	0	1-0
9/18/10	* at LSU	4	3	1	0.0-0	0.0-0	0/0	1	0-0
9/25/10	* GEORGIA	4	3	1	0.0-0	0.0-0	1/1	0	0-0
10/2/10	* ALCORN STATE	3	2	1	0.5-4	0.5-4	0/0	0	0-0
10/9/10	* at Houston	5	4	1	0.0-0	0.0-0	0/0	1	0-0
10/16/10	* at Florida	7	5	2	0.0-0	0.0-0	0/0	0	0-0
10/23/10	* UAB	4	2	2	0.0-0	0.0-0	0/1	0	0-0
10/30/10	* KENTUCKY	2	2	0	0.0-0	0.0-0	0/0	0	1-0
11/13/10	* at Alabama	5	4	1	1.0-10	1.0-10	0/0	0	0-0
11/20/10	ARKANSAS	3	2	1	0.0-0	0.0-0	0/0	0	1-0
11/27/10	at Ole Miss	1	0	1	0.0-0	0.0-0	0/0	0	0-0
1/1/11	* vs. Michigan	5	1	4	0.0-0	0.0-0	0/0	0	0-0

**CAREER:** Talented youngster earned Freshman All-SEC honors last season from the coaches . . . Redshirted his true freshman season on campus . . . Came to Mississippi State after a standout high school career in the Jackson Metro Area.

**2010:** Played in all 13 games, earning 11 starting nods . . . Finished the season tied for the team lead with three interceptions . . . Totalled 52 tackles with 34 solo and 1.5 tackles for loss . . . Also filed up the stat sheet with 1.5 sack, three pass breakups, two quarterback hurries, two fumble recoveries and one forced fumble . . . Forced and recovered a fumble at the goalline to preserve the Georgia win . . . Posted a career-high seven tackles in the win at Florida . . . Recorded five stops in the Gator Bowl victory over Michigan.

**2009:** Sat out his true freshman season as a redshirt.

**HIGH SCHOOL:** Ranked as the No. 80 safety prospect in the country by national recruiting web site Scout.com, in part because he missed most of his senior season with an injury . . . Suffered both a torn anterior cruciate and medial collateral ligament in his knee two games into his final high school campaign . . . Considered the No. 74 "athlete" in the country by national recruiting web site Rivals.com . . . That site rated him the No. 22 prospect in the state of Mississippi . . . Rated with the top 25 high school prospects in the state of Mississippi by the Jackson Clarion-Ledger following his senior season . . . Credited with running a 4.6-second, 40-yard dash by recruiting web site Rivals.com . . . Standout two-way player in the Jackson high school prep ranks, he started at quarterback and defensive back during his high school career for head coach Willie Collins at Provine High School in Jackson . . . Had accounted for four touchdowns offensively and returned a fumble 55 yards for a score defensively before his senior injury . . . Rushed and passed for 1,701 yards during his junior season while on offense . . . Made 40 tackles with five interceptions as a junior on defense . . . Began his high school career at Murrah High School in Jackson, Miss. . . . Other top scholarship offers: Ole Miss . . . Committed to MSU in June 2008.

**PERSONAL:** Born Nickoe E. Whitley, 10-2-90 . . . Son of Mr. and Mrs. Nickoe Whitley.

### WHITLEY'S CAREER HIGHS

- Total Tackles – 7, at Florida (10-16-10)
- Assisted Tackles – 4, vs. Michigan (1-1-11)
- Solo Tackles – 5, at Florida (10-16-10)
- Interceptions – 1, (3x) last vs. Arkansas (11-20-10)
- Long INT Return – 0, (3x) last vs. Arkansas (11-20-10)
- Pass Breakups – 1, (2x) last vs. Alcorn State (10-2-10)
- Tackles For Loss – 1.0, at Alabama (11-13-10)
- Sacks – 1.0, at Alabama (11-13-10)





# 2011 BULLDOGS



**Brandon Wilson • #58**  
**Senior • 1L**  
**LB • 6-1 • 240**  
**Tuscaloosa, Ala. (Northridge)**



**CAREER:** Emerged as a surprising talent among the linebackers during his first season on campus . . . Initially walked on to the Mississippi State football team . . . Came to Starkville after playing prep ball in the Tuscaloosa, Ala., area.

**2010:** Saw action in all 13 games . . . Played on several special teams and served as the top reserve middle linebacker . . . Credited with 17 tackles on the season . . . Put up three tackles at Alabama in his hometown . . . Posted a career best four tackles in the Gator Bowl victory over Michigan.

**2009:** Played in six games during his redshirt freshman season . . . Recorded five tackles on the year . . . Posted at least one stop in each of the Bulldogs' first four games . . . Recorded a pair of tackles at Auburn . . . Credited with a pass breakup in the season-opener against Jackson State.

**HIGH SCHOOL:** Played for head coach Michael Smith at Northridge High School . . . Played in Region 5 of Alabama's 6A top classification . . . Invited to participate in the NIKE Combine in Atlanta prior to his senior season . . . Also participated in the Athens NIKE Training Camp . . . Rated as a two-star prospect by Rivals.com . . . Received interest from both Troy and UAB.


**PERSONAL:** Born April 23, 1990.

#### WILSON'S CAREER STATS

YEAR	G/GS	TT	UT	AT	TFL-YDS	SCK-YDS	FF/FR	PBU	INT-YD
2010	13/0	17	12	5	0.0-0	0-0	0/0	0	0-0
<b>TOTALS</b>	<b>13/0</b>	<b>17</b>	<b>12</b>	<b>5</b>	<b>0.0-0</b>	<b>0-0</b>	<b>0/0</b>	<b>0</b>	<b>0-0</b>

#### WILSON'S GAME-BY-GAME STATS

DATE	OPPONENT	TT	UT	AT	TFL-YDS	SCK-YDS	FF/FR	PBU	INT
9/4/10	MEMPHIS	2	0	2	0.0-0	0.0-0	0/0	0	0-0
9/9/10	AUBURN	0	0	0	0.0-0	0.0-0	0/0	0	0-0
9/18/10	at LSU	1	0	1	0.0-0	0.0-0	0/0	0	0-0
9/25/10	GEORGIA	2	2	0	0.0-0	0.0-0	0/0	0	0-0
10/2/10	ALCORN STATE	1	1	0	0.0-0	0.0-0	0/0	0	0-0
10/9/10	at Houston	2	2	0	0.0-0	0.0-0	0/0	0	0-0
10/16/10	at Florida	0	0	0	0.0-0	0.0-0	0/0	0	0-0
10/23/10	UAB	1	0	1	0.0-0	0.0-0	0/0	0	0-0
10/30/10	KENTUCKY	1	1	0	0.0-0	0.0-0	0/0	0	0-0
11/13/10	at Alabama	3	3	0	0.0-0	0.0-0	0/0	0	0-0
11/20/10	ARKANSAS	0	0	0	0.0-0	0.0-0	0/0	0	0-0
11/27/10	at Ole Miss	0	0	0	0.0-0	0.0-0	0/0	0	0-0
1/1/11	vs. Michigan	4	3	1	0.0-0	0.0-0	0/0	0	0-0







## 2011 MISSISSIPPI STATE FOOTBALL SIGNEES

NAME	POS.	HT.	WT.	HOMETOWN	PREVIOUS SCHOOL
Dee Arrington	DB	6-2	210	Wiggins, MS	Stone County HS
Taveze Calhoun	ATH	6-1	180	Morton, MS	Morton HS
Justin Cox	DB	6-1	175	West Point, MS	West Point HS
Devin Fosselman	WR	5-10	190	Woodville, MS	Wilkinson County HS
*John Harris	DL	6-6	230	Boynton Beach, FL	Boynton Beach Community HS
Zachary Jackson	DB	6-1	200	Heidelberg, MS	Heidelberg HS
P.J. Jones	DL	6-3	260	Tupelo, MS	Tupelo HS
Daniel Knox	TE/OL	6-5	250	Collinsville, MS	West Lauderdale Attend. Center
James Maiden	OL	6-4	270	Woodville, MS	Wilkinson County HS
Justin Malone	OL	6-6	300	Madison, MS	Madison-Ridgeland Academy
Kendrick Market	WR	5-10	180	Batesville, MS	South Panola HS
Benardrick McKinney	LB	6-4	205	Tunica, MS	Rosa Fort HS
Derek Milton	RB	5-11	200	Pineville, LA	Hargrave Military Academy
Joe Morrow	WR	6-5	200	Ocean Springs, MS	Ocean Springs HS
Shaquille Perry	RB	6-2	210	Walnut, MS	Walnut Attend. Ctr.
*Dak Prescott	QB	6-3	225	Haughton, LA	Haughton HS
*Nick Redmond	OL	6-5	305	Gulfport, MS	Harrison Central HS
Josh Robinson	RB	5-9	200	Franklinton, LA	Franklinton HS
Darius Slay	DB	6-1	190	Brunswick, GA	Itawamba [Miss.] CC
Preston Smith	DL	6-6	225	Stone Mountain, GA	Stephenson HS
*Joey Trapp	OL	6-5	285	Rolling Hills, CA	L.A. Harbor CC
Rufus Warren	TE	6-5	235	Indianola, MS	Gentry HS

\*Enrolled at Mississippi State in January 2011 and participated in spring practice. Bios can be found in returning players section.

### DEE ARRINGTON, DB, 6-2, 210, WIGGINS, MISS. (STONE COUNTY)

**HIGH SCHOOL:** A PARADE All-America selection and listed as the top defensive back prospect in the state of Mississippi ... Named an All-American by SuperPrep Magazine and tabbed as that publication's No. 3 prospect in the state ... Rated the No. 4 Most Wanted prospect in the state by the Jackson Clarion-Ledger ... Scout.com ranks him the #9 safety prospect in the country and the #3 overall prospect in the state ... Rivals.com lists him as the No. 11 player in Mississippi and 23rd best safety in the nation ... Played for Coach Brian Oaks at Stone ... As a 2010 senior he was a consensus all-state performer and selected to the Mississippi-Alabama All Star ... Named to the Offense/Defense All-American Bowl after his senior season ... The Mississippi Association of Coaches picked him as their Class 5A Defensive Player of the Year, as well as first-team All-State ... Credited with 121 tackles during his senior campaign, he also rushed for 1,121 yards and 15 touchdowns ... Following the 2010 season he was a first-team All-State selection of the Clarion Ledger, which prior to the senior year also picked him to their 'Dandy Dozen' list of the state's premier prospects ... Named WDAM-TV All-Area Team selection, and All-South Mississippi by the Biloxi Sun Herald ... As a junior rushed for ten touchdowns on 123 carries and gained 933 yards ... Also recorded 79 total tackles and four interceptions ... Committed to MSU in July 2010, with offers from Alabama, Ole Miss, Texas Tech, Southern Mississippi, and Memphis.

### TAVEZE CALHOUN, ATH, 6-1, 180, MORTON, MISS. (MORTON)

**HIGH SCHOOL:** Named first-team All-State by the Jackson (Miss.) Clarion-Ledger across all divisions ... Also listed among the Top 40 Most Wanted in the state by the Clarion-Ledger ... A consensus all-state prospect in the 3A division following his senior season ... Selected by The Mississippi Association of Coaches to the 40-man roster for the Mississippi-Alabama All Star Game ... Played for Coach Miles Porter and led the Panthers to a 9-4 record, a 4-1 record in Region 6, and the second round of the Class 3A state playoffs ... Credited with 90 total tackles and intercepted six passes for 112 yards of return during senior season ... Also blocked one punt and caused two fumbles ... Rushed 31 times for 205 yards and scored three touchdowns ... Played both ways during his junior season ... Helped lead the

team to a 13-2 record for Coach David Parker and reached the south state finals of Class 3A where they lost to eventual state champions Tylertown ... As a junior rushed 23 times for 207 yards and three touchdowns ... Also caught seven passes for 255 yards for three more touchdowns ... Defensively posted 42 tackles and intercepted three passes ... Starred on defense as a sophomore ... Credited with 60 total tackles and a pair of interceptions with seven passes broken up ... Committed to Mississippi State in January 2011.

### JUSTIN COX, DB, 6-1, 175, WEST POINT, MISS. (WEST POINT)

**HIGH SCHOOL:** Ranked as the #22 player in the state by Rivals.com ... Also rated the #23 overall player in the state of Mississippi by Scout.com ... Played on both offense and defense for the two-time Mississippi Class 5A champions at West Point playing for Coach Chris Chambless ... His junior and senior teams compiled a 28-2 record with him directing the offense at quarterback and leading the defense at cornerback ... He was among the three finalists for Mr. Football in Mississippi by the Clarion Ledger, and the newspaper also tabbed him as first-team All-State from all classifications ... He was the #10 player on the CL's post-season ranking of the state's Ten Most Wanted Prospects for 2010-11 ... The Mississippi Association of Coaches selected him as first-team All-State quarterback in Class 5A ... Chosen for the Mississippi-Alabama All Star Game and started at left cornerback in the December classic ... For the 2010 season he led the Green Wave to a 14-1 record ... Rushed for 1,274 yards and 17 touchdowns, and was 80-of-153 passing for 1,131 yards ... Finished his junior year with 1,248 passing yards and 12 touchdowns ... Ran for 622 more yards and nine touchdowns ... Committed to Mississippi State in July 2010 over offers from Ole Miss and several others.





# 2011 SIGNEES

## **DEVIN FOSSELMAN, WR, 5-10, 190, WOODVILLE, MISS. (WILKINSON COUNTY)**

**HIGH SCHOOL:** A top wideout prospect in the state of Mississippi following a stellar high-school career ... Rated the No. 14 prospect in the state by Rivals.com ... Selected by the Mississippi Association of Coaches for the Mississippi-Alabama All-Star game ... The Jackson Clarion-Ledger ranked him among the state's best 25 seniors on their post-season Top 40 Prospects list ... That newspaper also named him second-team All-State ... He was named to the Natchez Democrat All-Metro area team for both 2009 and 2010 ... Caught 52 passes for 703 yards and three touchdowns during his senior season despite fighting injuries ... Opened the year with nine catches and 171 yards, as well as nine tackles on defense before being sidelined three weeks ... Caught 47 balls for 1,035 yards and scored eight touchdowns during his junior season ... Starts at point guard for the Wilkinson County basketball team ... Committed to Mississippi State in June 2010 over offers from Ole Miss and Southern Mississippi.

## **JOHN HARRIS, DL, 6-6, 230, BOYNTON BEACH, FLA. (BOYNTON BEACH COMMUNITY)**

**HIGH SCHOOL:** Starred for head coach Rick Swain at Bounton Beach Community High School ... Recorded 65 total tackles along with six sacks during the 2010 season ... Also credited with 14 tackles for loss on the year ... Rated a three-star prospect by recruiting services Rivals.com and Scout.com ... Ranked the 13th best prospect in the state of Florida by The Palm Beach Post ... Widely recruited during his prep career, was offered by more than 20 schools nationwide ... Chose Mississippi State in November 2010 over Boston College, UCF, West Virginia, Wisconsin and a host of others ... Graduated from high school in December and enrolled during the spring of 2011.

**PERSONAL:** Son of Sam Harris and Shevone Harris ... Born Johnathan Lamar Harris on December 30, 1992.

## **ZACHARY JACKSON, DB, 6-1, 200, HEIDELBERG, MISS. (HEIDELBERG)**

**HIGH SCHOOL:** Rated among the top 25 of the Jackson Clarion-Ledger's 40 Most Wanted List ... Prior to the 2010 season he was picked by that newspaper to their 'Dandy Dozen' list of the state's top overall college prospects ... Ranked the #16 prospect in the state by Rivals.com and #17 by Scout.com ... All-Area pick by WDAM-TV ... Missed four games in mid-season with a separated shoulder, but was still able to compile 756 rushing yards on 87 carries and six touchdowns ... Was 18-of-45 passing for 224 yards with a pair of touchdowns ... Finished with 43 total tackles, 39 of them solo stops, and caused one fumble ... Missed first five games of senior season with a broken foot ... As a sophomore he passed for 1,154 yards and a pair of touchdowns, while rushing 233 times for 1,348 yards and 16 touchdowns ... Was named to the WDAM-TV All-Area team as a sophomore and the team's Most Valuable Offensive Player... Committed to Mississippi State in February 2010 over Ole Miss and others.

## **P.J. JONES, DL, 6-3, 260, TUPELO, MISS. (TUPELO)**

**HIGH SCHOOL:** A top defensive line prospect in the state of Mississippi following an outstanding high school career ... Rated the No. 6 prospect in the state regardless of position by Rivals.com ... Also rated the #21 defensive tackle prospect in the nation by Rivals ... Earned a four-star rating from Rivals.com ... Listed among the Jackson Clarion-Ledger's 25 Most Wanted, one of only three defensive linemen among the top 40 prospects ... Rated the nation's #43 defensive tackle prospect by Scout.com which also ranks him the 12th-best college prospect in the state from all positions ... Played defensive tackle as a senior for Coach David Bradberry ... Chosen by the Mississippi Association of Coaches to the Mississippi-Alabama All Star Game ... Coaches Association also named him second-team All-State in Class 6A ... The Northeast Mississippi Daily Journal named him to their All-Area squad ... Scout.com named him to its All-State first defense ... Posted 84 total tackles, including seven sacks, while forcing three fumbles during his senior season ... Missed part of his 2009 junior year with injury, but was credited with 46 total tackles, as well as five sacks ... Committed to Mississippi State in January 2011 over offers from Ole Miss, Alabama, Arkansas, Tennessee and UCLA.

## **DANIEL KNOX, TE / OL, 6-5, 250, COLLINSVILLE, MISS. (W. LAUDERDALE ATTEND. CTR.)**

**HIGH SCHOOL:** Excelled at tight end during his prep career ... Rated a three-star prospect by both Rivals.com and Scout.com ... Scout.com rates him the nation's #44 tackle prospect, and the 13th-best college prospect from all positions in Mississippi ... Played for Coach Glenn Sanders at WLAC ... Jackson Clarion-Ledger ranked him among their post-season list of the state's Top 40 Prospects ... Selected by the state coaches association for the 62nd

annual Bernard Blackwell All-Star Classic ... Named to Scout.com's All-State Offense as a first-team offensive lineman ... An August knee injury kept him out of the season opener and the following two games ... Helped the Knights to a 9-3 record during his junior season ... Caught 14 passes for 150 yards and three scores ... Committed to Mississippi State in July 2010 over offers from Ole Miss, Southern Miss and others.

## **JAMES MAIDEN, OL, 6-4, 270, WOODVILLE, MISS (WILKINSON COUNTY)**

**HIGH SCHOOL:** A top recruit in the Mississippi prep ranks ... Scout.com ranks him the country's #35 tackle prospect, as well as the 11th-best college prospect at all positions in Mississippi this year ... Played both offensive tackle and defensive tackle for Coach Elbert Lyles ... Selected after the season to play in the Mississippi-Alabama All Star Game ... He and teammate and fellow MSU signee Devin Fosselman were the first Wildcats ever chosen to the elite state squad ... Selected first-team All-State from all classifications by the Clarion Ledger newspaper ... Rated as one of the Top 25 prospects in the state by the Jackson Clarion-Ledger ... Scout.com named him first-team All-State as an offensive line prospect... MaxPreps rates him the number-one offensive tackle prospect in Mississippi ... Two-time All-Metro selection of the Natchez Democrat ... Played defensive tackle as a senior and was credited with 35 total tackles and one quarterback sack ... As a junior he was credited with 46 tackles as a defensive lineman ... Committed to Mississippi State in July 2010 over Ole Miss, LSU and Southern Mississippi.

## **JUSTIN MALONE, OL, 6-6, 300, MADISON, MISS. (MADISON-RIDGELAND ACADEMY)**

**HIGH SCHOOL:** Highly-promising recruit played only two seasons of high school football ... Finished his short prep career by leading Coach Mack Norwood's Patriots to the championship round of Class AAA-Division I ... Selected first-team All-State by the Mississippi Association of Independent Schools ... Named to the Jackson Clarion-Ledger All-Metro Jackson team ... That newspaper also listed him among their Top 40 Prospects from the state prep ranks regardless of classification ... Has played a whole varsity career on the basketball court for MRA ... Committed to Mississippi State in November 2010.

## **KENDRICK MARKET, WR, 5-10, 180, BATESVILLE, MISS. (SOUTH PANOLA)**

**HIGH SCHOOL:** Highly touted athlete from one of the top high school programs in the nation ... Three-year starter on both sides of the ball and in the return game, and a two-time All-State selection ... Rated the No. 15 prospect in the state regardless of position by Rivals.com ... Helped lead Lance Pogue's South Panola team to state titles in both 2009 and 2010 ... Recognized by the Mississippi Association of Coaches as first-team All-State in Class 6A as a linebacker following his senior season ... The MAC also picked him for the Mississippi-Alabama All Star Game where he practiced at cornerback, safety, linebacker, as well as both return positions ... Named first-team All-State as a linebacker by the Jackson Clarion-Ledger ... Also ranked among the Top 40 Prospects list, taken from all classes ... For the 2010 season as a starting defensive back he was credited with 52 tackles and six interceptions ... Also rushed for 726 yards with six more scores ... He earned his first All-State recognition as a junior playing both on offense and defense ... Scout.com placed him on its first-team All-State defense after the 2009 season, one of just two juniors on the team ... For the year he had 64 total tackles, including two sacks, and intercepted a pair of passes ... On offense he rushed 64 times for 587 yards and was 20-of-30 passing for 312 yards and four touchdowns ... Committed to MSU in October 2010 with offers from Ole Miss, Southern Mississippi and others.

## **BENARDRICK MCKINNEY, LB, 6-4, 205, TUNICA, MISS. (ROSA FORT)**

**HIGH SCHOOL:** A top defensive prospect in the state of Mississippi ... Rated among the top 25 Most Wanted by the Jackson Clarion-Ledger ... He is the first Rosa Fort player to sign with a SEC program since 2001, following in the footsteps of his 2010 high school coach and former Bulldog receiver McKinley Scott ... He led the RFHS Lions to a 7-4 overall record last season, with a 3-3 finish in Region 2 play and a first-round playoff appearance in Class 4A ... The state's high school coaches selected him to the North/South All-Star Game as a linebacker ... Started at quarterback for Rosa Fort his senior season ... Accounted for 2,036 total yards of offense and 22 touchdowns with 1,334 passing and 702 yards on the ground ... Threw for 15 touchdowns and ran for another seven ... Credited with 66 tackles from his linebacker spot ... Threw for 530 yards with five touchdowns as a junior ... Also rushed for one score and 100 yards that season and posted 34 total tackles on defense ... Also served as the team's punter as a junior ... Also starts for the Rosa Fort basketball team ... Committed to Mississippi State in September 2010, after being recruited by Ole Miss, Memphis, and LSU.



**DEREK MILTON, RB, 5-11, 200, PINEVILLE, LA. (HARGRAVE (VA.) MILITARY ACADEMY)**

**HIGH SCHOOL:** Physical running back from the Louisiana prep ranks who played his senior high school season at Hargrave, Va., Military Academy for first-year Coach Troy Davis ... Rushed for 740 yards on just 43 carries with 10 touchdowns ... Played three varsity seasons at Pineville High School where he compiled almost 4,500 rushing yards ... Rushed for 1,800 yards with 15 touchdowns as a junior ... Earned Louisiana Sports Writers Association first-team All-State honors ... Also tabbed All-Central Louisiana ... Ran for 1,227 yards and ten touchdowns as a sophomore ... Committed to Mississippi State in January 2011, with offers from Ole Miss, Tennessee, Memphis, North Carolina and Oklahoma State among others.

**JOE MORROW, WR, 6-5, 200, OCEAN SPRINGS, MISS. (OCEAN SPRINGS)**

**HIGH SCHOOL:** One of the top wide receiver prospects in the nation ... Named an All-American by SuperPrep Magazine and tabbed as that publication's No. 6 prospect in the state ... Rated the 8th-best college prospect from all positions in Mississippi by Scout.com ... Also rated the No. 30 wideout in the nation by Scout ... Rated a four-star prospect by recruiting services ... Selected by the Mississippi Association of Coaches for the Mississippi-Alabama All Star Game ... Also selected to the Offense/Defense All-American Bowl ... Jackson Clarion-Ledger ranked him #9 among their Ten Most Wanted Prospects in Mississippi ... Caught 44 passes for 618 yards and five touchdowns during his senior season ... Also accounted for 51 total tackles and intercepted a pair of passes ... As a junior caught 40 passes for 770 yards and 11 touchdowns ... Plays basketball for Ocean Springs as well ... Committed to Mississippi State in July 2010 with offers from Ole Miss, Southern Mississippi, Auburn, Alabama, Memphis and LSU.

**SHAQUILLE PERRY, RB, 6-2, 210, WALNUT, MISS., (WALNUT ATTENDANCE CENTER)**

**HIGH SCHOOL:** One of the most versatile athletes in the state prep ranks ... Rated as the No. 22 prospect in the state regardless of position by Scout.com and No. 24 by Rivals.com ... Led Coach Timmy Moore's Wildcats team to an 8-4 overall record and the first round of the north state playoffs ... The Mississippi Association of Coaches selected him as first-team running back in Class 2A ... Also tabbed by the Jackson Clarion-Ledger as a second-team All-State from all classifications at running back ... Was first-team All-Area and the Area Offensive Player of the Year by the Northeast Mississippi Daily Journal ... Played in the Mississippi High School All-Star Game ... Rushed for 2,188 yards as a senior and scored 37 touchdowns ... Also caught 16 passes out of the backfield for 311 yards and three touchdowns ... On defense, he finished with 58 total tackles with one sack and an interception ... Ran for 1,197 yards and 15 touchdowns as a junior ... Credited with 27 tackles in the 2009 season ... Named Tippah County Offensive Player of the Year in 2009 ... Committed to Mississippi State in January 2011 over Ole Miss, Memphis, Southern Mississippi and South Alabama.

**DAK PRESCOTT, QB, 6-3, 225, HAUGHTON, LA. (HAUGHTON HS)**

**HIGH SCHOOL:** Highly recruited quarterback from the Louisiana prep ranks ... Led the Haughton High Buccaneers to an undefeated regular season and a berth in the 4A state quarterfinals ... Named first-team all-state by the Louisiana Sports Writers Association ... Completed 159 of 258 passes (62 percent) for 2,860 yards and 39 touchdowns during his senior season at Haughton ... Rated as one of the top dual-threat quarterbacks in the nation ... Rushed for 951 yards and 17 touchdowns on 90 attempts during his senior year (10.6 yards per carry) ... During his junior season, completed 144 of 252 passes for 2,172 yards and 27 touchdowns ... Rated a three-star prospect by both Rivals.com and Scout.com ... Committed to Mississippi State in July of 2010 and enrolled in school during the spring of 2011 ... Chose State over LSU, TCU and a host of others.

**PERSONAL:** Son of Nathaniel and Peggy Prescott ... Full name is Dakota ... Born 7/29/93 in Sulphur, La. ... Two older brothers, Tad and Jace ... Jace will be a senior offensive lineman at Northwestern (La.) State in 2011.

**NICK REDMOND, OL, 6-5, 305, GULFPORT, MISS. (HARRISON CENTRAL)**

**HIGH SCHOOL:** Promising offensive tackle prospect from the Mississippi Gulf Coast ... Rated a three-star prospect by both Rivals.com and Scout.com ... Ranked the No. 23 prospect in the state regardless of position by SuperPrep Magazine ... Committed to Mississippi State over other in-state programs ... Chose the Bulldogs in September of 2009 ... Graduated from high school in December of 2010 and enrolled in January of 2011.

**PERSONAL:** Born Nicholas Ashton Redmond on 11/03/1992 ... Son of David and Lisa Redmond.

**JOSH ROBINSON, RB, 5-9, 200, FRANKLINTON, LA. (FRANKLINTON)**

**HIGH SCHOOL:** Big play threat out of the Louisiana prep ranks ... Helped lead Coach Shane Smith's Franklinton Team to the Louisiana Class 4A championship ... Picked by Louisiana Sports Writers Association to the first-team All-State 4A squad ... Named Honorable Mention on the Baton Rouge Advocate's state-wide 2011 Super Dozen ... Ran for 1,105 yards during his senior season and scored 20 touchdowns ... Also caught 22 passes for 558 yards and seven scores ... As a junior the Demons went 14-1 and fell one game short of the state championship, losing to Neville HS championship game ... Rushed for 1,315 yards and scored 22 touchdowns as a junior ... Added 11 catches for 205 yards for five more touchdowns ... Also participates in varsity track ... Committed to Mississippi State in July 2010, with offers from Ole Miss, Southern Mississippi and others.

**DARIUS SLAY, DB, 6-1, 190, BRUNSWICK, GA. (ITAWAMBA [MISS.] CC)**

**JUNIOR COLLEGE:** Played two seasons for Coach Jon Williams and was twice named an All-Region selection ... Earned first-team All-State for both his defensive play and kick return talents by the Mississippi Association of Junior College Coaches ... Also voted first-team All-Region 23 by the national coaches ... Collected 27 tackles and forced one fumble on defense ... Also caught three passes for 63 yards including a 43-yard touchdown ... JC Grid Wire named him to their pre-season All-America second team, and Mississippi Gridiron Magazine tabbed him All-MACJC prior to the campaign ... As a freshman recognized as first-team All-State and All-Region 23 at cornerback and a second-team All-State kick returner ... For the season he recorded 41 total tackles and two fumbles forced with three interceptions.

**HIGH SCHOOL:** Mississippi State first signed him out of Brunswick, Ga., HS where he was an all-state running back and defensive back ... Named All-State by the Atlanta Journal-Constitution at defensive back following his senior season ... Also chosen for the Georgia North-South All Star Game ... Rushed for over 1,300 yards and 15 touchdowns in the 2008 season ... Intercepted six passes with two touchdown returns ... Junior season was shortened by a torn MCL after he had rushed for 562 yards and six touchdowns in just five games ... As a sophomore he put up 1,127 yards on 142 rushes with 13 touchdowns ... Lettered in basketball and was a standout in the 100 and 200 meter sprints ... Committed to Mississippi State in July 2010 over offers from Kentucky, Georgia and Oklahoma State.

**PRESTON SMITH, DL, 6-6, 225, STONE MOUNTAIN, GA. (STEPHENSON)**

**HIGH SCHOOL:** Projected to develop into a pass-rushing defensive end in college after an excellent career in higher-level Georgia prep football ... Rated a three-star prospect by Rivals.com ... Played for Coach Ron Gartrell and led the Jaguars to a 9-2 record in 2010 ... Credited with 68 total tackles, including nine quarterback sacks ... As a junior he played on a 11-1 Jaguars squad that won the Region 2 crown with a 7-0 record... That team had 29 of 32 senior players sign a college scholarship... Committed to Mississippi State in September 2010 with offers from Ole Miss and a host of others.

**JOEY TRAPP, OL, 6-5, 285, ROLLING HILLS, CALIF.****(L.A. HARBOR CC / PALOS VERDES PENINSULA)**

**JUNIOR COLLEGE:** First-team All-Central West Conference during his sophomore season at Los Angeles Harbor ... Helped lead the Seahawks to an 8-3 record and the Central West Conference championship in 2010 ... Rated a three-star prospect by Rivals.com ... Helped the Seahawks to a 9-2 record during his freshman season as he started 10 of 11 contests along the offensive front ... Chose Mississippi State in December of 2010 over offers from a host of other schools ... Enrolled at State in January of 2011 and will participate in spring practices.

**PERSONAL:** Born Joseph Kramer Trapp on 10/13/89 ... Son of Sonia and Steve Cvitanovich.

**RUFUS WARREN, TE, 6-5, 235, INDIANOLA, MISS. (GENTRY)**

**HIGH SCHOOL:** Leading tight end talent out of the fertile Mississippi Delta ranks ... Rated a three-star prospect by Rivals.com ... Scout.com rates him as the No. 18 overall prospect in the state of Mississippi at all positions ... Was selected by the Mississippi Association of Coaches to the state's high school all-star game ... Jackson Clarion-Ledger ranked him in their post-season list of the Top 40 Prospects in Mississippi, one of just two tight ends, taken from among all classes ... During his senior season caught 21 passes for 339 yards and five touchdowns ... As a junior caught eight passes for 138 yards and three touchdowns ... Defensively he was credited with 42 total tackles, 35 solos, with four quarterback sacks and a fumble recovery ... Also a standout for the GHS basketball team ... Committed to Mississippi State in June 2010 with offers from Ole Miss, Southern Mississippi and others.





# THE COACHES



**Head Coach Dan Mullen**





## DAN MULLEN

Head Coach • Third Season • 14-11 (.560)

Ursinus, 1994



In just over two full seasons, Dan Mullen has revitalized and reenergized the Mississippi State fan base. From the moment of his introduction on December 10, 2008 as the 32nd head coach in school history, supporters have turned out in record numbers and capacity crowds.

Mississippi State fans have sold out a school-record 10 consecutive home games, including all seven at Davis Wade Stadium this fall. Each of the last two years have seen the school's attendance record broken. In fact, 12 of the school's top 20 crowds have occurred in the last two years.

Mullen was widely regarded as one of the top young minds in college football when he arrived at Mississippi State, and he brought not only an impressive offensive resume and a list of NFL-developed quarterbacks but also an energy and passion for the college game.

Improvement wasn't limited to fan enthusiasm, as Mullen ignited the Bulldogs to a nine-win season in just his second year. State won six games in a row in the middle of the season, and finished among the top 10 in school history in the following categories - passing yardage, completion percentage, passing touchdowns, rushing attempts, rushing yards, rushing touchdowns, total plays, total offensive yards, per-game offense and first downs. The defense also amassed the 10th highest sack total in school annals.

The 2010 Bulldogs closed out the season with nine victories including posting the largest margin of victory in a bowl game in school history. The resounding 52-14 Gator Bowl win over Michigan capped a truly remarkable year.

In 2009, despite facing the nation's toughest schedule. State's rushing attack, led by first-team all-Southeastern Conference selection Anthony Dixon, finished ninth nationally with a 227.6 rushing yard average per game. State averaged 371.9 yards of total offense per game, the eighth highest total in school history and the most since 2000.

Mullen's first season concluded with a rousing 41-27 victory over MSU's in-state rival, which brought the Golden Egg back to Starkville. He became the only the third Mississippi State coach to win his Egg Bowl debut since 1939, joining Allyn McKeen and Jackie Sherrill. The Bulldogs posted a 5-7 overall record in 2009, including three road victories.

During the previous four seasons as the offensive coordinator and quarterbacks coach at the University of Florida, Mullen molded a Heisman Trophy, Davey O'Brien and Maxwell Award winning quarterback, along with a Rimington Trophy finalist and a Biletnikoff Award semifinalist.

In 2008 alone, Mullen's offensive attack ranked third nationally in scoring - averaging better than 45 points per game as the Gators scored at least 30 points in 12 of 13 games. The 587 points scored eclipsed the previous University of Florida mark, set in 1996.

Florida rushed for a new-school record 41 touchdowns that season and UF's 80 rushing touchdowns over the two seasons ranked second nationally. Overall, Florida's rushing yardage of 2,987 this year ranks ninth nationally and is the third-highest total in school history.

Seven offensive players were recognized as All-Southeastern Conference selections following the season in which Florida claimed its second SEC Championship and a chance to play for its second national championship in three seasons.

The Gator offense ranked first in the SEC in scoring offense and total offense for a second-straight season in 2008, averaging 45.2 points and 442.4 yards per game. Under Mullen's tutelage in 2007, UF averaged 42.5 points and 457.2 yards.

In 2007, Mullen directed the Gator offense to the third-highest point total ever by a UF unit and the top single-season marks for rushing touchdowns and third-down conversion percentage. Florida's offense scored 75 touchdowns during the season most in the SEC.

Mullen orchestrated a UF attack that was the only one in the nation to have rushed for a touchdown and passed for a touchdown in every game during the season. He also helped UF score on 83 of 152 drives in 2007 for a league-best 54.6 percent, marking the best number since the stat was tracked by the SEC in 2000. Florida also averaged 7.0 yards per play last year, the fourth-best total in the nation and the Gators averaged 5.3 yards per rush, the second-best number in school history.

In 2007, he helped coach sophomore quarterback Tim Tebow into a Heisman Trophy, Maxwell and Davey O'Brien award winner, 78th Sullivan Award winner and AP first-team All-American among other honors.

He also tutored six offensive players to the All-SEC team: Tebow, Percy Harvin, Cornelius Ingram, Brandon James, Jim Tartt and Drew Miller.

Mullen played an integral role in Florida's 2006 national championship, overseeing an offense that averaged 29.7 points and 396.1 yards per game. In the BCS National Championship Game, he engineered an attack that produced 41 points against a top-ranked Ohio State squad that was limiting opponents to less than 11 points per game on the year. Under Mullen's tutelage, quarterback Chris Leak opened the contest by going 9-for-9 for 99 yards and a touchdown en route to earning Offensive MVP honors.

## GAME-BY-GAME RESULTS

### 2009 RESULTS

Date	Opponent	W-L	Score
Sept. 5	JACKSON STATE	W	45-7
Sept. 12	* at Auburn	L	24-49
Sept. 19	* at Vanderbilt	W	15-3
Sept. 26	* #7 LSU	L	26-30
Oct. 3	#25 GEORGIA TECH	L	31-42
Oct. 10	HOUSTON (HC)	L	24-31
Oct. 17	at Middle Tennessee	W	27-6
Oct. 24	* #1 FLORIDA	L	19-29
Oct. 31	* at Kentucky	W	31-24
Nov. 14	* #3 ALABAMA	L	3-31
Nov. 21	* at Arkansas (in L.R.)	L	21-42
Nov. 28	* #20 OLE MISS	W	41-27

### 2010 RESULTS

Date	Opponent	W-L	Score
Sept. 4	MEMPHIS	W	49-7
Sept. 9	* #20 AUBURN (Thurs.)	L	14-17
Sept. 18	* at #12 LSU	L	7-29
Sept. 25	* GEORGIA	W	24-12
Oct. 2	ALCORN STATE	W	49-16
Oct. 9	at Houston	W	47-24
Oct. 16	at #22 Florida	W	10-7
Oct. 23	* UAB (HC)	W	29-24
Oct. 30	* KENTUCKY	W	24-17
Nov. 13	* at #11 Alabama	L	10-30
Nov. 20	* #13 ARKANSAS	L (2ot)	31-38
Nov. 27	* at Ole Miss	W	31-23
Jan. 1	vs. Michigan (Gator Bowl)	W	52-14





# THE COACHES

The 2006 Gator offense posted 76 plays of 20 yards or more, 19 of which went for touchdowns. Florida passed for 29 touchdowns in 2006, while Leak ranked among the national leaders with 23 scoring tosses. Tebow matched UF's single-season record for rushing touchdowns by a quarterback with eight scores, and his 5.3 average yards per carry were second nationally among signal callers. Six different players averaged at least 5.0 yards per carry.

In 2005, Chad Jackson played his way to Biletnikoff Award semifinalist status after matching the UF single-season record with 88 receptions, a figure that led the SEC and finished sixth nationally. Center Mike Degory was also named a finalist for the Rimington Trophy, given annually to the nation's top center, during that campaign. Both earned first-team All-SEC honors under Mullen's tutelage.

Mullen went to Florida from Utah with head coach Urban Meyer, with whom he had spent 10 seasons. While the quarterbacks coach at Utah, Mullen developed Alex Smith – the first overall selection in the 2005 NFL Draft – from a pocket passer into an efficient executor of the spread, making him one of the most versatile threats in college football. Smith took over the starting job three games into Mullen's tenure, passing for 2,247 yards and running for 452 to finish second in the Mountain West in total offense in 2003.

The 2004 campaign saw Smith earn National Player of the Year honors from The Sporting News and Sports Illustrated, while also becoming Utah's first-ever Heisman Trophy finalist and garnering final consideration for the Davey O'Brien and Walter Camp National Player of the Year Awards. Smith passed for 2,952 yards and 32 touchdowns and ran for 631 yards and 10 scores on the year, ranking second in the nation with a 176.5 efficiency rating and leading the Utes to a perfect 12-0 season and a Fiesta Bowl championship. As a team, Utah finished the 2004 season third in the nation in scoring offense (45.3) and total offense (499.8).

Prior to his stint at Utah, Mullen served as quarterbacks' coach at Bowling Green for two seasons, putting up 6,627 yards of total offense and scoring 81 touchdowns during that span. In 2002, quarterback Josh Harris threw for 2,425 yards, ran for 737 yards and completed the campaign as the nation's third-leading scorer.

Mullen spent the two years before his Bowling Green stint as a graduate assistant at Notre Dame and assisted with Syracuse's 1998 BIG EAST championship and Orange Bowl run.

A two-year starter at tight end for Ursinus College in Collegeville, Pa., Mullen earned first-team All-Centennial Conference honors as a senior. He is married to the former Megan West, and the couple has a one-year-old son, Canon.

## NFL PLAYERS – THRU 2011 NFL DRAFT

- WR Dallas Baker (7th) – Florida – Pittsburgh Steelers
- OG Lance Butler (FA) – Florida – Cleveland Browns
- WR Andre Caldwell (3rd) – Florida – Cincinnati Bengals
- LB Jamar Chaney (7th) – Mississippi State – Philadelphia Eagles**
- RB Anthony Dixon (6th) – Mississippi State – San Francisco 49ers**
- OT Randy Hand (FA) – Florida – New England Patriots
- QB Josh Harris (6th) – Bowling Green – Baltimore Ravens
- WR Percy Harvin (1st) – Florida – Minnesota Vikings
- TE Cornelius Ingram (5th) – Florida – Philadelphia Eagles
- WR Chad Jackson (2nd) – Florida – New England Patriots
- QB Omar Jacobs (5th) – Bowling Green – Pittsburgh Steelers
- QB Chris Leak (FA) – Florida – Chicago Bears
- DL Kyle Love (FA) – Mississippi State – New England Patriots**
- DL Pernell McPhee (5th) – Mississippi State – Baltimore Ravens
- C Drew Miller (FA) – Florida – Jacksonville Jaguars
- WR Louis Murphy (4th) – Florida – Oakland Raiders
- OL Derek Sherrod (1st) – Mississippi State – Green Bay Packers**
- QB Alex Smith (1st) – Utah – San Francisco 49ers
- OL Phil Trautwein (FA) – Florida – St. Louis Rams
- QB Tim Tebow (1st) – Florida – Denver Broncos
- OT Tavares Washington (FA) – Florida – San Francisco 49ers
- OL Jason Watkins (FA) – Florida – Houston Texans

- LB Chris White (6th) – Mississippi State – Buffalo Bills**
- LB K.J. Wright (4th) – Mississippi State – Seattle Seahawks**
- RB DeShawn Wynn (7th) – Florida – Green Bay Packers

## STREAKS & RECORDS UNDER DAN MULLEN

	Streak	Record
Overall	W2	14-11
Home	L1	7-7
Away	W1	6-4
Neutral	W1	1-0
SEC Games	W1	7-9
Non-Conference Games	W6	7-2
Day Games	W3	5-3
Night Games	W1	9-8
August	—	—
September	W1	4-4
October	W6	7-3
November	W1	2-4
December	—	—
January	W1	1-0
vs. Top 10 Teams (AP)	L3	0-3
vs. Top 25 Teams (AP)	L2	2-8
When MSU Scores First	L1	9-4
When Opponent Scores First	W2	5-7
When MSU Leads at Halftime	W2	11-2
When Tied at Halftime	W1	1-0
When Opp. Leads at Halftime	L1	2-9
When MSU Leads After 3rd	W13	13-0
When Tied After 3rd	W1	1-1
When Opp. Leads After 3rd	L10	0-10
When MSU Scores 25+ points	W2	10-3
When Opp. Scores 25+ points	L3	1-10
When MSU Rushes for 100+ yards	W2	14-10
When Opp. Rushes for 100+ yards	L2	5-9
When MSU Rushes for <100 yards	L1	0-1
When Opp. Rushes for <100 yards	W5	8-2
Wearing Maroon Jerseys & Maroon Pants	W1	1-1
Wearing Maroon Jerseys & White Pants	L1	6-4
Wearing White Jerseys & Maroon Pants	L1	4-2
Wearing White Jerseys & White Pants	W2	3-2
Wearing Black Jerseys & White Pants	L1	0-1
Wearing Black Jerseys & Black Pants	L1	0-1

## COACHING EXPERIENCE

- 2009- Mississippi State University (Head Coach)
- 2005-08 Florida (Offensive Coordinator/ Quarterbacks)
- 2003-04 Utah (Quarterbacks)
- 2001-02 Bowling Green (Quarterbacks)
- 1999-00 Notre Dame (Graduate Assistant Offense)
- 1998 Syracuse (Graduate Assistant Offense)
- 1996-97 Columbia (Wide Receivers)
- 1994-95 Wagner (Wide Receivers)

## PERSONAL INFORMATION

- Birthdate: April 27, 1972
- Hometown: Manchester, N.H.
- Education: 1994 – Bachelor's Degree in Exercise and Sport Science from Ursinus College; 1996 – Master's Degree in Education from Wagner College
- Family: Married to the former Megan West
- Children: Son Canon





## LES KOENNING

**Offensive Coordinator / Quarterbacks • Third Season**

**Texas, 1981**



Head football coach Dan Mullen spent the first 14 years of his career coaching on the offensive side of the ball and four at Florida as offensive coordinator. When he began his search for an offensive coordinator, Mullen found Les Koenning - a coach with more than 25 years of experience and a wealth of knowledge not only about developing quarterbacks but also about the spread offense.

Koenning is not only experienced coaching on the collegiate level in general, he gained some of that knowledge during a previous stop at Mississippi State. His second full-time position in the college ranks was a four-year stint in Starkville from 1986-89.

In just two short years, Koenning's offense has nearly doubled the average number of points scored (15.2 ppg in 2008; 29.0 in 2010), and has developed the Bulldog offense into consistently one of the top rushing teams in the country. In 2009, State averaged 227.6 yards per game on the ground and in 2010 the Bulldogs are running for 214.8. The passing game also improved by 35 yards per game last season.

Last season, the Bulldog offense finished among the top 10 in school history in the following categories - passing yardage, completion percentage, passing touchdowns, rushing attempts, rushing yards, rushing touchdowns, total plays, total offensive yards, per-game offense and first downs.

Koenning came to Mississippi State from South Alabama, where he spent the past season as the offensive coordinator for the newly developed Jaguar program. South Alabama will begin playing intercollegiate football this season.

Prior to his one-year stay at South Alabama, Koenning, 49, spent five years on the Texas A&M staff, serving as offensive coordinator and working with the quarterbacks. He has spent the last 10 years of his career coordinating offenses and calling plays, starting in 1998 at Duke before stops at Houston (1999), TCU (2000) and Alabama (2001-03).

A native of Houston, Koenning began his career with graduate assistantships at Texas and Alabama before being named wide receivers coach and recruiting coordinator at Louisiana-Lafayette in 1985.

Koenning then served as running backs and wide receivers coach for Rocky Felker at Mississippi State from 1986-89. He moved to Rice as wide receivers coach from 1990-93 before taking the same position at Texas A&M. Koenning gained a year of experience in the NFL with the Miami Dolphins during the 1997 season before returning to his college roots.

A 1981 graduate of Texas with a degree in Health and Physical Education, Koenning added a master's degree in sports management two years later. He and his wife, Lisa, have two children, Les and Lana.

### COACHING EXPERIENCE

- 2009- Mississippi State (Offensive Coordinator/ QBs)
- 2008-09: South Alabama (Offensive Coordinator / QBs)
- 2003-07: Texas A&M (Offensive Coordinator / QBs)
- 2001-02: Alabama (Offensive Coordinator / QBs)
- 2000: TCU (Passing Game Coordinator / QBs)
- 1999: Houston (Offensive Coordinator / QBs)
- 1998: Duke (Offensive Coordinator / QBs)
- 1997: Miami Dolphins (Offensive Assistant)
- 1994-96: Texas A&M (Wide Receivers)
- 1993(Dec.): Duke (Wide Receivers)
- 1990-93: Rice (Wide Receivers)
- 1986-89: Mississippi State (Running Backs / WR's)
- 1985: Louisiana-Lafayette (WR's / Recruiting Coordinator)
- 1984: Alabama (Graduate Assistant)
- 1981-83: Texas (Graduate Assistant)

### PERSONAL INFORMATION

- Birthdate: February 10, 1958
- Hometown: Houston, Texas
- Education:
  - 1981 - Bachelor's in Health and Physical Education from Texas
  - 1983 - Master's in Sports Management from Texas
- Family: Married to the former Lisa Pihl
- Children: Les and Lana





# THE COACHES



## CHRIS WILSON

**Defensive Coordinator / Defensive Line • Second Season**  
**Oklahoma, 1992**

It didn't take long for Chris Wilson to impose his style onto the Mississippi State front seven. The Bulldog defense allowed nearly 300 fewer yards on the ground and accumulated 29 more tackles behind the line of scrimmage than it did the year prior to Wilson's arrival. Wilson's defensive front ranked among the nation's leaders in both rushing defense (15th) and tackles for loss (17th), improving from ranks of 62nd and 89th the year before.

This year, Wilson takes over as the defensive coordinator for a Bulldog squad looking to build upon the great successes a year ago.

Last season, Wilson served as the Mississippi State defensive line coach and co-defensive coordinator after spending the previous five years tutoring defensive linemen at his alma mater, Oklahoma. Wilson is a veteran of 15 years coaching at the collegiate level with stints at Indiana State, Northern Illinois, Illinois State, Colorado and Oklahoma.

Wilson coached defensive ends at Oklahoma and, for the last three years of his tenure, also served as special teams coordinator. In 2009, Wilson helped mentor a defensive front that finished eighth nationally against the run, allowing only 92 yards per game, and posted the sixth-most sacks in the country. The Sooner defense also finished the season ranked eighth in total defense and seventh in points allowed.

Under Wilson's tutelage, defensive end Jeremy Beal had been named All-Big 12 in consecutive seasons, and led the Sooner defense in tackles for loss and sacks both as a sophomore and as a junior.

In 2007, Wilson helped guide the OU defense to a conference-leading 32 sacks, 15 of which came from his ends. Sophomore Auston English ranked 15th nationally in sacks despite missing three games and was named first team All-Big 12. The year prior, his ends logged 25.5 tackles for loss including 10 sacks.

In 2005, with his top returning starter (Larry Birdine) lost in August and one of his budding stars (John Williams) sidelined in the opener by injuries, he still coached the defensive ends to a brilliant season. C.J. Ah You was named Big 12 Defensive Newcomer of the Year and MVP of the Holiday Bowl, and Calvin Thibodeaux captured postseason honors while leading the team with 10 sacks.

During his tenure in Boulder, Colorado captured the Big 12 North titles three times, and the Buffalos ranked 15th nationally and second in the Big 12 with 33 sacks in 2004.

Wilson also coached on the Illinois State squad that captured the Gateway Conference title and advanced to the NCAA Division I-AA semifinals in 1999. That season marked the only time that the Redbirds accomplished those feats.

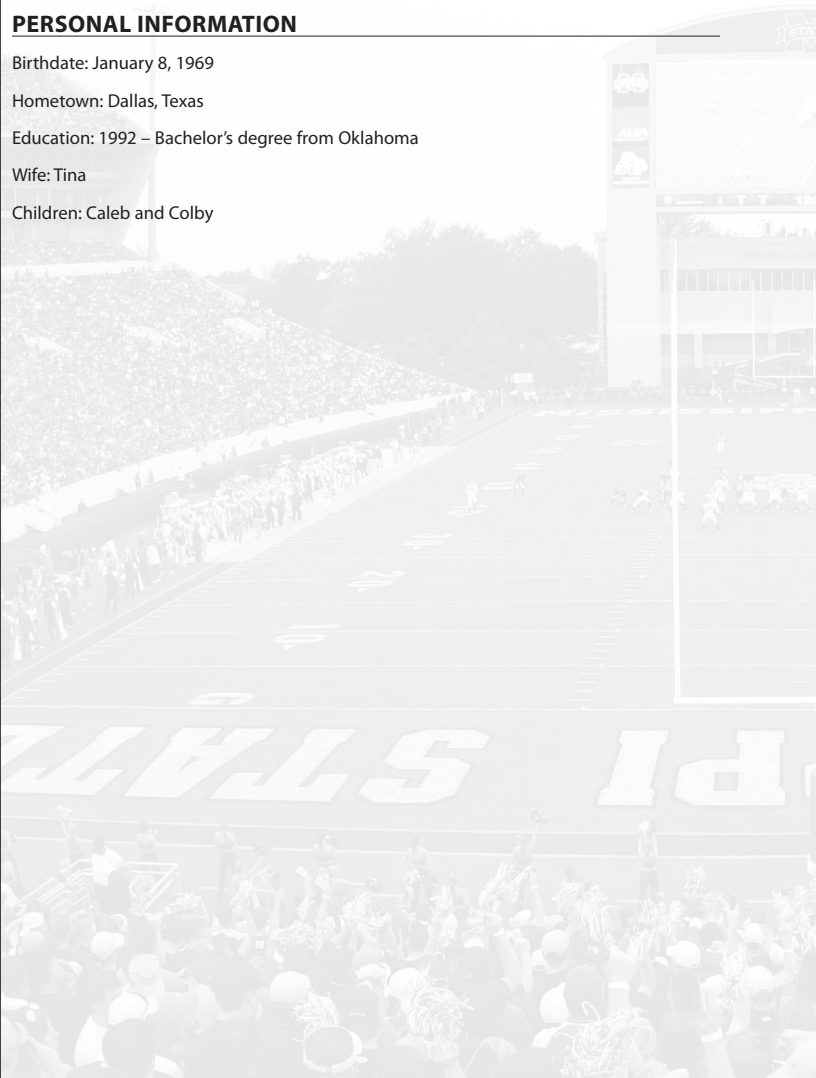
Prior to his two-year stint at Illinois state, Wilson also served as linebackers coach at Indiana State in 1997, defensive coordinator at Northeastern Oklahoma A&M in 1996, linebackers coach at Northern Illinois in 1995 and at Indiana State in 1994.

### COACHING EXPERIENCE

- 2011 Mississippi State (Defensive Coordinator/ Defensive Line)
- 2010 Mississippi State (Co-Defensive Coordinator/ Defensive Line)
- 2007-09: Oklahoma (Special Teams Coordinator / Defensive Ends)
- 2005-06: Oklahoma (Defensive Ends)
- 2000-04: Colorado (Defensive Line)
- 2000 (spr): Army (Defensive Line)
- 1998-99: Illinois State (Defensive Line)
- 1997: Indiana State (Linebackers / Recruiting Coordinator)
- 1996: Northeastern Oklahoma A&M (Defensive Coord./Defensive Line)
- 1995: Northern Illinois (Linebackers)
- 1994: Indiana State (Linebackers)
- 1993: Indiana State (Graduate Assistant)

### PERSONAL INFORMATION

- Birthdate: January 8, 1969
- Hometown: Dallas, Texas
- Education: 1992 – Bachelor's degree from Oklahoma
- Wife: Tina
- Children: Caleb and Colby







## GEOFF COLLINS

**Co-Defensive Coordinator / Linebackers • First Season**

**Western Carolina, 1994**



When head coach Dan Mullen had a spot to fill on his defensive staff, he set his sights on one of the rising stars on that side of the ball. Geoff Collins comes to Mississippi State this season as the co-defensive coordinator and linebackers coach after putting together a remarkable resume during stints at Florida International and UCF.

Last season, Collins' defensive unit led the Sun Belt in total defense, scoring defense, pass efficiency defense and turnover margin; all a remarkable accomplishment for a group that finished 119th nationally in total defense and 111th in scoring defense in 2009. The Panthers' sack totals nearly doubled, and the pass defense improved from 108th nationally to 32nd in 2010. For his efforts, Collins was a finalist for the Broyles Award - given annually to the nation's top assistant coach.

Collins made the move to FIU after a pair of seasons as the linebackers coach and recruiting coordinator at UCF. In his first season in Orlando, Collins helped UCF's defense rank second in Conference USA in total and scoring defense. Before joining the Knights' staff, Collins spent a year as the director of player personnel at Alabama. The previous year at Georgia Tech, Collins' efforts led to the Yellow Jackets best recruiting class in their storied history.

In 2002 Collins became the defensive coordinator/defensive backs coach at his alma mater, Western Carolina, and inherited one of the worst defensive units statistically in the NCAA Football Championship Subdivision. In 2003, under Collins' direction, the Catamount defense emerged as one of the best in the nation.

In 2005, the Western Carolina defense was ranked No. 1 nationally in pass defense along with being ranked 18th nationally in total defense. Collins' unit also finished ranked first in the Southern Conference in total defense and pass defense along with several other defensive categories.

Prior to returning to Western Carolina, Collins spent three years with current UCF head coach George O'Leary at Georgia Tech. Collins began his career on the Flats as the defensive GA working with the linebackers in 1999 and with the defensive backs in 2000.

Before his days at Georgia Tech, Collins spent two years as the defensive coordinator and linebackers and secondary coach at Albright College in Reading, Pa. In 1997, the NCAA Division III program boasted the leading defense in its conference and ranked in the top 10 nationally in all defensive categories.

In 1996, Collins served as an assistant coach at Fordham, working with the outside linebackers while also serving as the junior varsity defensive coordinator. He also spent one season (1995) as an assistant coach at Franklin (N.C.) High School while student teaching in the Macon County Public Schools.

During his playing days at Western Carolina, Collins tallied 194 tackles as an outside linebacker and defensive back from 1989-92. He was the team's fifth leading tackler as a junior with 68, while registering six tackles for losses. As a senior, he helped Western to a 7-4 record, logging 62 total takedowns and five tackles for losses. He began his coaching career as a student assistant on the Western Carolina staff in 1993.

A native of Conyers, Ga., who attended Rockdale County High School, Collins earned a bachelor's degree from Western Carolina in Sport Management and Exercise Science in 1994 and then completed the Education curriculum in 1995. He did postgraduate work in psychology at Fordham University and Georgia Tech.

### COACHING EXPERIENCE

- 2011- Mississippi State (Co-Defensive Coordinator/ Linebackers)
- 2010: Florida International (Defensive Coordinator / Linebackers)
- 2008-09: UCF (Linebackers / Recruiting Coordinator)
- 2007: Alabama (Director of Player Personnel)
- 2006: Georgia Tech (Recruiting Coordinator)
- 2002-05: Western Carolina (Defensive Coordinator / Defensive Backs)
- 1999-2001: Georgia Tech (Graduate Assistant)
- 1997-98: Albright College (Defensive Coordinator / Linebackers)
- 1995: Franklin (N.C.) High School
- 1993-94: Western Carolina (Student Assistant)

### PERSONAL INFORMATION

- Birthdate: April 10, 1971
- Hometown: Conyers, Ga.
- Education: 1994 - Bachelor's degree from Western Carolina
- Wife: Jennifer





# THE COACHES



## JOHN HEVESY

**Running Game Coordinator / Offensive Line • Third Season**  
**Maine, 1994**



No one can argue with the results put up by John Hevesy's group during his first two years as the Bulldogs' run game coordinator and offensive line coach. In 2009, the line paved the way as the offense led the SEC and finished ninth nationally in rushing, averaging better than 225 yards per game. Last season, State rushed for 214.8 yards per game and increased the total offense numbers. The Bulldogs eclipsed the 200-yard rushing mark eight times last year, the most by any Mississippi State team since 1982.

In his first two seasons, Hevesy tutored left tackle Derek Sherrod, an all-American selection and a first round draft choice in the 2011 NFL draft.

Hevesy has worked with head coach Dan Mullen for a decade, and came to Mississippi State after four years as a member of the University of Florida coaching staff, where he spent time working with both the tight ends and the offensive line. Hevesy has coached in four BCS bowls, including Florida's 2006 and 2008 National Championship Game victories. In 2008, he coached Florida tight end Aaron Hernandez as the sophomore caught 34 passes for 381 yards and five scores. Hevesy also assisted with a Florida offensive line which allowed only 16 sacks in 14 games and paved the way for a rushing attack that averaged more than 231 yards per game.

In 2007, he tutored the UF tight ends' duo of Cornelius Ingram and Hernandez to a combined 43 receptions and 659 yards receiving. Ingram's seven touchdowns receiving matched Andre Caldwell's team leading total and his 14.9 yards per reception were the most of any Gator who had double digit catches. That season, the Gator offensive line surrendered just 13 sacks in 13 games, tying for the secondlowest total in the SEC and fifth nationally.

Despite entering the 2006 season with one player having started a game at his opening-day position, the UF offensive line allowed only 23 sacks on the year, and yielded one or less seven times during the campaign. Hevesy has also shown a penchant for molding individual talents on the interior of the Gators' line. Starting centers Mike Degory and Steve Rissler earned first-team All-SEC honors as seniors, and Drew Miller earned honorable mention All-SEC.

As the offensive line coach at Utah in 2004, Hevesy directed the front line for one of the most prolific offenses in the country, as the Utes ranked third nationally in scoring, total offense and passing efficiency. Behind the blocking of Hevesy's group, Utah scored on 62-of-67 trips to the red zone that year.

Prior to his arrival in Salt Lake City, Hevesy coached the tackles and tight ends at Bowling Green from 2001-02. In his first year on campus, the line allowed 50 percent fewer sacks than the year before, while the 2002 unit blocked for skill players that amassed more than 5,000 yards of total offense.

During a three-year stint at Brown, Hevesy coached an offensive line that blocked for 13 school records and saw three of its members earn multiple All-Ivy selections.

A three-year starter on the offensive line at the University of Maine from 1991-93, Hevesy is married to the former Kelli Rogers. The couple has three children, Jack, Taylor and Madison.

### COACHING EXPERIENCE

- 2009- Mississippi State (Running Game Coordinator / Offensive Line)
- 2005-08: Florida (TEs/ Asst. Offensive Line)
- 2003-04: Utah (Offensive Line)
- 2001-02: Bowling Green (Offensive Tackles / TEs)
- 1998-2000: Brown (Offensive Line)
- 1997: Syracuse (Graduate Assistant)
- 1996: Brown (Offensive Tackles / TEs)
- 1994-95: Trinity (Offensive Line)

### PERSONAL INFORMATION

- Birthdate: May 2, 1971
- Hometown: Madison, Conn.
- Education: 1995 – Bachelor in Education from Maine
- Wife: Kelli
- Children: Jack, Taylor and Madison







## TONY HUGHES

**Recruiting Coordinator / Safeties • Third Season**

**Southern Mississippi, 1980**



A Mississippi native with a wealth of experience coaching in his home state, Tony Hughes coaches safeties in the defensive backfield and also coordinates the Bulldogs' recruiting efforts.

Last season, Hughes tutored Nickoe Whitley to Freshman All-SEC honors and Charles Mitchell continues to be one of the best players in the Southeastern Conference.

Hughes came to Mississippi State after spending one season at Southern Mississippi, where he coached the secondary. Prior to that stop, Hughes coached for three seasons at Ole Miss. Named one of the top 25 college football recruiters in the nation by Rivals.com in the spring of 2006, Hughes' first two years were spent tutoring the defensive backs and his final season in Oxford was spent working with the tight ends.

Prior to a two-season tenure at Louisiana Tech, Hughes had spent the previous 10 years on the coaching staff at Hinds Community College in Raymond, Miss., where he served as the defensive coordinator for one year and the secondary coaching during his first nine seasons. At Hinds, Hughes coached eight players that later went on to the National Football League, including former Mississippi State standout Fred Smoot.

Before working at Hinds, Hughes first college stop as a full-time collegiate coach was a two-year stay at West Alabama where he was the secondary coach in 1992 and 1993. Hughes coached for seven years in the Mississippi high school ranks, serving as the offensive coordinator and offensive backs coach at Hattiesburg High School in 1988-1991. Hughes also spent two seasons as the defensive secondary coach and boys track coach at South Natchez High School in 1986 and 1987. His first high school coaching job came at Philadelphia High School in 1985.

After serving in the United States Marine Corps from 1981 to 1984 and receiving an honorable discharge, he began his coaching career as a graduate assistant at Southern Mississippi in 1984, working with the defensive backs.

Hughes, who played football and ran track at Forest High School (1974-76) and played defensive back at St. Paul's College (1976-77), was a defensive back for Southern Miss in 1977 and 1978. He earned his Bachelor of Arts degree in sociology from Southern Mississippi in 1980. He is an active member of the Fellowship of Christian Athletes, serving as a member of the Mississippi FCA State Board of Directors in 1999, president of the Mississippi FCA Coaches Council in 1998, and vice-president of the Mississippi FCA Coaches Council in 1997.

Hughes is married to the former Marion McCaleb of Meridian, Miss., and the couple has two sons, Jamison and Jay.

### COACHING EXPERIENCE

- 2009- Mississippi State (Safeties/Recruiting Coordinator)
- 2008: Southern Mississippi (Secondary)
- 2007: Ole Miss (Tight Ends)
- 2005-06: Ole Miss (Defensive Backs)
- 2004: Louisiana Tech (Outside Linebackers)
- 2003: Louisiana Tech (Defensive Backs)
- 2002: Hinds Community College (Defensive Coordinator)
- 1994-2001: Hinds Community College (Secondary)
- 1992-93: West Alabama (Secondary)
- 1988-91: Hattiesburg High (Offensive Coordinator)
- 1986-87: South Natchez (Secondary)
- 1985: Philadelphia (Miss.) High School

### PERSONAL INFORMATION

- Birthdate: May 22, 1959
- Hometown: Forest, Miss.
- Education: 1980 – Bachelor's in Sociology from Southern Mississippi
- 1985 – Certificate of Education in Social Studies from Southern Mississippi
- Wife: Marion
- Children: Jamison and Jay





# THE COACHES



## GREG KNOX

**Running Backs • Third Season**  
**Northeastern State, 1986**

When he walked into the doors at Mississippi State, Greg Knox found one of the best running backs in school history waiting for him. All Knox did was help Anthony Dixon reach even greater heights than imaginable. During his senior season, Knox mentored Dixon as he rushed for a school record 1,391 yards and 12 touchdowns. But it wasn't only the All-SEC tailback that thrived under Knox's guidance, as the running backs combined for more than 2,000 yards as the Bulldogs led the conference in rushing yards.

Last season may have been an even greater coaching feat. Without a proven commodity like Dixon, the Bulldog offense used several different backs to accomplish nearly the same thing. Newcomer Vick Ballard burst onto the scene and broke the 58-year-old school record for rushing touchdowns in a single season.

Prior to his arrival at Mississippi State, Knox had spent the last 14 seasons coaching in the Southeastern Conference and nearly 20 years coaching offense on the collegiate level. He came to Mississippi State following a 14-year stretch as head coach Tommy Tuberville's wide receivers coach at both Ole Miss and Auburn. Knox was also the recruiting coordinator for the last 13 of those seasons.

A veteran of nine postseason bowl games, Knox helped lead the Auburn offense to the top of the SEC in scoring in both 2004 and 2005. He has tutored six players selected in the National Football League draft.

He helped Ole Miss reach the 1997 Motor City Bowl, and was part of Auburn coaching staffs that finished football seasons in the 2001 Citrus and Peach Bowls, 2003 Capital One and Music City Bowls, the 2005 Sugar Bowl, the '06 Capital One Bowl, and the 2007 Cotton and Chick-fil-A postseason classics.

Of the six players that he has had selected in the NFL draft, three came in just two years while at Auburn (Courtney Taylor in 2007, and Ben Obomanu and Devin Aromashodu in 2006). Knox helped Taylor become the school's all-time leader in receptions, and Obomanu finish second in touchdown receptions.

After earning his bachelor's degree while playing quarterback for Northeastern State, Knox began his coaching career at his alma mater in 1988. Knox spent two seasons as a graduate assistant at Northeastern State and two at Texas Christian before being named to the staff at Stephen F. Austin in 1992.

In three seasons on the Lumberjacks staff as the receivers and special teams coach, Knox helped a program that had won only three games in the previous two seasons to the 1993 I-AA playoffs and a top-25 ranking the following season.

A native of Rosebud, Texas, Knox is married to the former Toralyn Foster, and the couple has three sons, Gregory, Torian and Tyson.


### COACHING EXPERIENCE

- 2009- Mississippi State (Running Backs)
- 1999-2008: Auburn (WRs / Recruiting Coordinator)
- 1996-98: Ole Miss (WRs / Recruiting Coordinator)
- 1995: Ole Miss (Wide Receivers)
- 1992-94: Stephen F. Austin (WRs / Special Teams)
- 1990-91: TCU (Graduate Assistant)
- 1988-89: Northeastern State (Graduate Assistant)

### PERSONAL INFORMATION

- Birthdate: September 10, 1963
- Hometown: Rosebud, Texas
- Education: 1986- Bachelor's from Northeastern State
- 1990- Masters from Northeastern State
- Wife: Toralyn
- Children: Gregory, Torian and Tyson





**ANGELO MIRANDO**  
**Wide Receivers • First Season**  
**Case-Western Reserve, 2008**



Mississippi State head coach Dan Mullen didn't have to go very far to find a perfect addition to the staff, as he promoted Angelo Miranda to coach the wide receivers after Mark Hudspeth took the head coaching job at Louisiana-Lafayette.

Mirando, who played quarterback at Case-Western Reserve before graduating in 2008, spent the previous three seasons, one at Florida and two at Mississippi State, serving as offensive graduate assistant under Coach Mullen. He worked with the quarterbacks in 2009 before helping with the receivers in 2010.

Mirando coached the wide receivers during bowl practices leading up to Mississippi State's 52-14 victory over Michigan in the Progressive Gator Bowl. The Bulldog wideouts, playing without injured Chad Bumphis and Leon Berry, combined for 14 receptions for 191 yards and three scores.

"Angelo has a great knowledge of our offensive system and what we're trying to accomplish," Mullen said. "He did a tremendous job during the bowl preparation and I'm confident he'll do a great job working with our receivers full-time."


Mirando began his coaching career as a quality-control graduate assistant at the University of Florida in 2008.

**COACHING EXPERIENCE**

- 2011- Mississippi State (Wide Receivers)
- 2010: Mississippi State (Graduate Assistant - Wide Receivers)
- 2009: Mississippi State (Graduate Assistant - Quarterbacks)
- 2008: Florida (Graduate Assistant - Offensive Quality Control)

**PERSONAL INFORMATION**

Birthdate: December 2, 1985  
 Hometown: Jefferson, Ohio  
 Education: 2008 – Bachelor's from Case-Western Reserve







# THE COACHES



## SCOTT SALLACH

**Tight Ends • Third Season**  
**Ursinus, 1994**

Head coach Dan Mullen brought in his old college teammate, Scott Sallach, to coach tight ends for the Bulldogs' offense after Sallach spent the previous 11 seasons in the Ivy League.

In 2009, Sallach helped tight end Marcus Green learn the spread attack and in his first season Green finished second on the team with 27 receptions for 306 yards. Last season, Green was injured early in the year so Sallach had to lean on a less-experienced cast. Brandon Henderson had his most productive season, and Kendrick Cook, Thomas Webb and younger players each stepped up on gameday and in practice.

A veteran of more than 15 years coaching on the collegiate level, Sallach came to Mississippi State after a six-year stint at Princeton, where he coached wide receivers and quarterbacks.

He added the title of passing game coordinator prior to the 2008 season. During his time at the Ivy League school, he oversaw two of the top four career passing yardage totals and two of the best five season passing yardage efforts as passing game coordinator. He coached two of the top seven all-time receivers at Princeton, and in his six seasons coached nine all-league performers, one of whom gained all-America recognition.

Before his stop at Princeton, Sallach worked at Dartmouth College for five seasons (1998-2002), Monmouth for three seasons (1995-97) and Hamilton College for one season (1994). At Dartmouth, he coached the wide receivers while assisting with the special teams, specializing in kickoffs and kickoff returns.

During his tenure with the Big Green, the school set school records for completions in a game and season, and passing yards in a season. His instruction assisted a Dartmouth receiver become the institution's all-time top pass-catcher for a single game, a season and a career. Sallach also tutored the school's single season leader in kickoff returns. While at Dartmouth, Sallach's receivers posted five of the school's best six single-game receiving totals, the top two single-game and career receivers, and two of the top three career receiving yardage leaders.

Sallach who, along with Mullen graduated from Ursinus College in 1994 with a bachelor of science degree in exercise and sport science, took his first football job at Hamilton College in 1994 as an assistant coach. After one season there, he spent three years at Monmouth as an assistant coach. In both positions, Sallach was responsible for coaching wide receivers.

### COACHING EXPERIENCE

- 2009- Mississippi State (Tight Ends)
- 2008: Princeton (Passing Game Coord. / WRs / Quarterbacks)
- 2003-07: Princeton (WRs / Quarterbacks)
- 1998-2002: Dartmouth (WRs / Special Teams)
- 1995-97: Monmouth (Wide Receivers)
- 1994: Hamilton (Wide Receivers)

### PERSONAL INFORMATION

- Birthdate: December 13, 1971
- Hometown: Bound Brook, N.J.
- Education: 1994 – Bachelor's in Exercise and Sports Science from Ursinus







## MELVIN SMITH

**Cornerbacks / Nickels • Fifth Season  
Millsaps, 1982**



Mississippi State head coach Dan Mullen retained Melvin Smith from the previous coaching staff, and Smith has proven to be a good fit with the new group. A coach with deep Mississippi connections and proven recruiting ability, Smith coached the cornerbacks in 2007-08 after coaching the entire secondary in 2006.

In 2009, Smith mentored a young group, yet the Mississippi State secondary led the SEC with 17 interceptions on the season. Led by then-freshman Corey Broomfield's six picks, the corners improved as the season progressed. For his efforts, Broomfield was named Freshman All-Southeastern Conference.

Smith returned to Mississippi State in 2006 after spending time at both Alabama and Texas A&M. In just his second season back on the campus, Smith helped the MSU pass defense rank fourth in the SEC, allowing just 182.2 yards per game, sixth in pass efficiency defense (114.8). The Bulldogs improved their interception total from 12 to 15.

For Smith, returning to MSU was a homecoming, not only to the university but to the state of Mississippi. A native of Taylorsville, Miss., who grew up in Magee, Miss., Smith was an assistant football coach previously at State for seven years (1995-2001), helping guide the Bulldogs through arguably the greatest period in the school's football history.

The 25-year coaching veteran has spent 21 of those years working in the Magnolia State. Smith came back to Mississippi State following three seasons at Texas A&M, where he coached the safeties. During his tenure in College Station, Texas, Smith helped the Aggies to a 7-4 regular season record in 2004 and a berth in the 2005 Cotton Bowl.

Prior to his stint at A&M and immediately following his seven years at MSU, Smith coached the safeties at Alabama in 2002. That Crimson Tide team posted a 10-3 regular season record that year. In 2000, three of his four defensive backfield starters signed professional football contracts. That secondary intercepted 19 passes, the second-most in school history. Smith has also coached on the collegiate level in Mississippi at Ole Miss (1992-94) and Delta State (1990-91). He began his coaching career on the high school level at Greenwood (Miss.) from 1982-89.

Smith holds a master's degree in administration from Delta State (1992) and a bachelor's degree in health and physical education from Millsaps College. Smith is married to the former Sheilah McLemore and the couple has four children, sons Robert and Melvin, and daughters Deondra and Ashlee.

### COACHING EXPERIENCE

- 2007- Mississippi State (Cornerbacks)
- 2006: Mississippi State (Secondary)
- 2003-05: Texas A&M (Safeties)
- 2002: Alabama (Safeties)
- 1996-2001: Mississippi State (Defensive Backs)
- 1995: Mississippi State (Wide Receivers)
- 1992-94: Ole Miss (Tight Ends / Wide Receivers)
- 1991: Delta State (Defensive Coordinator / LBs)
- 1990: Delta State University (Defensive Backs)
- 1982-89: Greenwood [MS] HS

### PERSONAL INFORMATION

- Birthdate: February 1, 1958
- Hometown: Magee, Miss.
- Education: 1982 – Bachelor's in Health and Physical Education from Millsaps
- 1992 – Master's in Administration from Delta State
- Wife: Sheilah
- Children: Robert, Melvin, Deondra and Ashlee





# THE COACHES



## MATT BALIS

**Strength and Conditioning • Third Season**  
**Northern Illinois, 1996**

Since the moment he was hired, head coach Dan Mullen has often referred to Matt Balis as the most important part of his program. The head coach has also called his head strength and conditioning coach “the best strength coach in the country,” and now he may have proof. Last season, Balis was named one of three finalists for the FootballScoop Strength & Conditioning Coach of the Year Award.

Balis came to Starkville from the University of Virginia, where he served two years as the strength and conditioning coach for the Cavaliers football program.

Prior to his stint in Charlottesville, Balis previously served as the assistant director of strength and conditioning at Florida in 2005 and 2006. The Florida football team completed the 2006 season with a 13-1 record and won the Southeastern Conference Championship and the BCS National Championship.

Before joining the staff at Florida, Balis worked two years as the director of strength and conditioning for the entire 16-sport program in 2004. Balis was directly in charge of designing and implementing strength and conditioning programs for football, men’s basketball, women’s basketball, baseball and volleyball. The football team completed the 2004 season with an overall record of 12-0 and won the Fiesta Bowl. He served as assistant strength coach at Utah in 2003.

Balis was also an assistant strength coach at Houston for two years and before moving to the college level, he was an assistant football coach and worked in the area of strength and conditioning at Wheaton (Ill.) Warrenville South High School for two years and at Wheaton (Ill.) North High School for three years. He also taught physical education at the elementary school level during that five-year period.

Balis earned a bachelor’s degree in education from Northern Illinois University in 1996 and a master’s degree in educational leadership and administration from Aurora University in 2001. Balis is certified by the National Strength and Conditioning Association (NSCA) and the Collegiate Strength and Conditioning Coaches Association (CSCC), and is a certified strength and conditioning specialist, and a certified strength and conditioning coach.

### COACHING EXPERIENCE

- 2009- Mississippi State (Head Strength Coach)
- 2007-08: Virginia (Dir. of Strength and Conditioning)
- 2005-06: Florida (Asst. Dir. of Strength and Conditioning)
- 2004: Utah (Dir. of Strength and Conditioning)
- 2003: Utah (Asst. Dir. of Strength and Conditioning)
- 2001-02: Houston (Assistant Director of Strength and Conditioning)
- 1998-2001: Wheaton (Chicago) North High School (Assistant Coach)
- 1996-98: Wheaton (Chicago) Warrenville South High School (Asst. Coach)

### PERSONAL INFORMATION

- Birthdate: April 27, 1972
- Hometown: Chicago, Ill.
- Education: 1996 – Bachelor’s in Physical Education from Northern Illinois
- 2001 – Master’s in Education Administration from Aurora University
- Wife: Lanette
- Children: Jacob







## ROCKY FELKER

**Director of Player Personnel / High School Relations • 10th Season**  
**Mississippi State, 1975**



As he begins his fifth different decade with an association to Mississippi State football, Rocky Felker is living proof that persistence, loyalty and hard work pay dividends. Felker played at Mississippi State in the 1970s, served as head coach from 1986-1990 and returned to the Bulldog staff in 2004.

Head coach Dan Mullen has directed Felker with a new charge, serving as Director of Player Personnel and High School Relations. It is Felker's second stint in an off field role, having served as the staff's coordinator of football operations for both Jackie Sherrill and Sylvester Croom. For the previous two seasons, Felker tutored the Bulldog running backs, helping guide Anthony Dixon to nearly 2,000 yards in those two years.

Felker was the nation's youngest collegiate head coach – at age 33 – when he was selected to guide the MSU football program in 1986. He directed the Bulldogs to a 6-5 mark in his first season at the helm, the school's first winning season in five years. Felker's team won road games at Syracuse and at defending SEC champion Tennessee during that '86 season, and he became the first State head football coach to post a winning record in his initial season since the legendary Darrell Royal in 1954. Felker served as State's head football coach through the 1990 season.

He came back to State as the school's head coach following 11 years as an assistant coach on the collegiate level. Immediately prior to rejoining the MSU program, he was an assistant at Alabama from 1983-85. He served as the Crimson Tide receivers coach in 1983-84 and the offensive backfield coach in '85. During his stay in Tuscaloosa, he helped Alabama to postseason bowl wins over SMU ('83 Sun Bowl) and Southern California ('85 Aloha Bowl).

Felker began his coaching career at Mississippi State following his playing days, working

for head coach Bob Tyler. He worked with the junior varsity (1975) and the varsity receivers, quarterbacks and running backs (1976-78).

A native of Jackson, Tenn., Felker was a five-sport letterman at Brownsville (Tenn.) High School, earning all-state honors in football under the tutelage of his father, Edwin "Babe" Felker, an assistant coach at the school.

Felker's first association with Mississippi State came in December 1970, when he signed a football scholarship to play quarterback for the Bulldogs. After playing one year of freshman ball, he was under center for most of the next three seasons. In 1974, Felker led MSU to a 9-3 overall record, leading the SEC in total offense and directing the Bulldogs to a win over North Carolina in the Sun Bowl. He was named the Nashville Banner SEC Player of the Year and the Birmingham Post-Herald Outstanding Senior Player for his stellar final season.

Following his five years as head coach at MSU, Felker worked nine more years as an assistant coach. He had two terms as the offensive coordinator at the University of Tulsa (1991-92 and 1997-99) and spent four years on the coaching staff at the University of Arkansas, working three seasons (1994-96) as the school's offensive coordinator.

While at Arkansas, Felker coached the running backs in 1993, then tutored the quarterbacks the next three years. He helped the Razorbacks win the SEC Western Division title and earn a berth in the '95 SEC Championship Game. The Razorbacks concluded that season with a bid to the Carquest Bowl in Miami, Fla.

Felker is married to the former Susan Tingle and they have three sons, Jay, David and Stephen.



## JON CLARK

**Assistant AD / Football Operations • Second Season**  
**Bowling Green, 2002**



Jon Clark, a veteran of 10 years in work surrounding football operations, came to Mississippi State after five seasons at the University of Florida, where he served as the Director of Football Administration.

Clark oversees the administrative operations of the football department, including daily scheduling, budget, travel, office staff and other duties.

Prior to his stint at Florida, Clark served in the same role at the University of Utah in 2002 and 2003. He first worked with Florida head football coach Urban Meyer at Bowling Green, where Clark was an undergraduate student manager prior to earning his Bachelor's Degree in Secondary Education in May of 2002. After completing his education, Clark accepted a position as an administrative graduate assistant at BGSU.





# 2010 STATISTICS

## 2010 RECORD & RESULTS

RECORD:	OVERALL	HOME	AWAY	NEUTRAL
ALL GAMES	9-4-0	5-2-0	3-2-0	1-0-0
CONFERENCE	4-4-0	2-2-0	2-2-0	0-0-0
NON-CONFERENCE	5-0-0	3-0-0	1-0-0	1-0-0

DATE	OPPONENT	W/L	SCORE
Sept. 04	MEMPHIS	W	49-7
* Sept. 09	#21 AUBURN	L	14-17
* Sept. 18	at #15 LSU	L	7-29
* Sept. 25	GEORGIA	W	24-12
Oct. 02	ALCORN STATE	W	49-16
Oct. 9	at Houston	W	47-24
* Oct. 16	at #22 Florida	W	10-7
Oct. 23	UAB	W	29-24
* Oct. 30	KENTUCKY	W	24-17
* Nov. 13	at Alabama	L	10-30
* Nov. 20	#13 ARKANSAS	L	31-38 (2OT)
* Nov. 27	at Ole Miss	W	31-23
Jan. 1	vs. Michigan (Gator Bowl)	W	52-14

### TEAM STATISTICS

	MS	OPP
SCORING	377	258
Points Per Game	29.0	19.8
FIRST DOWNS	268	252
Rushing	144	95
Passing	111	140
Penalty	13	17
RUSHING YARDAGE	2793	1548
Yards gained rushing	3084	1878
Yards lost rushing	291	330
Rushing Attempts	619	435
Average Per Rush	4.5	3.6
Average Per Game	214.8	119.1
TDs Rushing	28	11
PASSING YARDAGE	2424	3091
Comp-Att-Int	168-288-13	258-446-13
Average Per Pass	8.4	6.9
Average Per Catch	14.4	12.0
Average Per Game	186.5	237.8
TDs Passing	18	19
TOTAL OFFENSE	5217	4639
Total Plays	907	881
Average Per Play	5.8	5.3
Average Per Game	401.3	356.8
KICK RETURNS: #-Yards	51-1083	64-1450
PUNT RETURNS: #-Yards	17-153	17-94
INT RETURNS: #-Yards	13-84	13-151

KICK RETURN AVERAGE	21.2	22.7
PUNT RETURN AVERAGE	9.0	5.5
INT RETURN AVERAGE	6.5	11.6
FUMBLES-LOST	17-8	18-15
PENALTIES-Yards	68-559	78-617
Average Per Game	43.0	47.5
PUNTS-Yards	59-2450	59-2497
Average Per Punt	41.5	42.3
Net punt average	37.9	38.4
TIME OF POSSESSION/Game	31:32	28:28
3RD-DOWN Conversions	90/196	64/185
3rd-Down Pct	46%	35%
4TH-DOWN Conversions	15/19	9/24
4th-Down Pct	79%	38%
SACKS BY-Yards	26-158	23-134
MISC YARDS	-20	24
TOUCHDOWNS SCORED	48	30
FIELD GOALS-ATTEMPTS	13-19	17-26
ON-SIDE KICKS	1-1	0-2
RED-ZONE SCORES	39-49 80%	29-40 73%
RED-ZONE TOUCHDOWNS	32-49 65%	17-40 43%
PAT-ATTEMPTS	48-48 100%	27-29 93%
ATTENDANCE	384995	375568
Games/Avg Per Game	7/54999	5/75114
Neutral Site Games		1/68325

### SCORE BY QUARTERS

	1st	2nd	3rd	4th	OT	Total
Mississippi State	105	111	76	85	0	377
Opponents	67	74	56	54	7	258



# 2010 STATISTICS



## INDIVIDUAL STATISTICS

RUSHING	GP	ATT	GAIN	LOSS	NET	AVG	TD	LONG	AVG/G
Vick Ballard	12	186	994	26	968	5.2	19	75	80.7
Chris Relf	13	194	880	167	713	3.7	5	71	54.8
L. Perkins	13	101	596	30	566	5.6	3	51	43.5
Robert Elliott	13	60	229	8	221	3.7	0	18	17.0
Chad Bumphis	12	19	137	6	131	6.9	0	24	10.9
Tyler Russell	9	14	71	9	62	4.4	0	26	6.9
Adrian Marcus	12	14	48	0	48	3.4	0	17	4.0
Michael Carr	8	4	42	0	42	10.5	0	20	5.2
Brandon Heavens	13	6	31	7	24	4.0	0	19	1.8
P. Hanrahan	13	6	21	1	20	3.3	0	13	1.5
Tobias Smith	12	0	12	0	12	0.0	0	0	1.0
Leon Berry	6	1	12	0	12	12.0	0	12	2.0
S. Hemphill	13	2	8	0	8	4.0	0	6	0.6
Heath Hutchins	13	1	3	0	3	3.0	0	3	0.2
Gabe Jackson	13	0	0	0	0	0.0	1	0	0.0
TEAM	8	11	0	37	-37	-3.4	0	0	-4.6
<b>TOTAL</b>	<b>13</b>	<b>619</b>	<b>3084</b>	<b>291</b>	<b>2793</b>	<b>4.5</b>	<b>28</b>	<b>75</b>	<b>214.8</b>
<b>OPPONENTS</b>	<b>13</b>	<b>435</b>	<b>1878</b>	<b>330</b>	<b>1548</b>	<b>3.6</b>	<b>11</b>	<b>78</b>	<b>119.1</b>

PASSING	G	EFFIC	CMP-ATT-INT	PCT	YDS	TD	LNG	AVG/G
Chris Relf	13	140.99	129-220-6	58.6	1789	13	81	137.6
Tyler Russell	9	144.54	39-67-6	58.2	635	5	57	70.6
L. Perkins	12	-200.00	0-1-1	0.0	0	0	0	0.0
<b>TOTAL</b>	<b>13</b>	<b>140.63</b>	<b>168-288-13</b>	<b>58.3</b>	<b>2424</b>	<b>18</b>	<b>81</b>	<b>186.5</b>
<b>OPPONENTS</b>	<b>13</b>	<b>124.29</b>	<b>258-446-13</b>	<b>57.8</b>	<b>3091</b>	<b>19</b>	<b>89</b>	<b>237.8</b>

RECEIVING	G	NO.	YDS	AVG	TD	LONG	AVG/G
Chad Bumphis	12	44	634	14.4	5	57	52.8
Arceto Clark	13	25	362	14.5	3	33	27.8
Chris Smith	12	24	264	11.0	1	19	22.0
Brandon Heavens	13	22	316	14.4	2	40	24.3
Vick Ballard	12	10	106	10.6	1	22	8.8
L. Perkins	13	9	247	27.4	3	81	19.0
Leon Berry	6	8	188	23.5	1	58	31.3
B. Henderson	11	8	84	10.5	0	29	7.6
Michael Carr	8	4	74	18.5	1	31	9.2
Marcus Green	2	3	36	12.0	0	17	18.0
P. Hanrahan	13	3	23	7.7	0	15	1.8
Robert Elliott	13	3	14	4.7	0	6	1.1
Ricco Sanders	13	2	23	11.5	1	15	1.8
Sam Williams	7	1	38	38.0	0	38	5.4
Kendrick Cook	11	1	12	12.0	0	12	1.1
S. Hemphill	12	1	3	3.0	0	3	0.2
<b>TOTAL</b>	<b>13</b>	<b>168</b>	<b>2424</b>	<b>14.4</b>	<b>18</b>	<b>81</b>	<b>186.5</b>
<b>OPPONENTS</b>	<b>13</b>	<b>258</b>	<b>3091</b>	<b>12.0</b>	<b>19</b>	<b>89</b>	<b>237.8</b>

PUNT RETURNS	NO.	YDS	AVG	TD	LONG
Chad Bumphis	16	137	8.6	0	35
L. Perkins	1	16	16.0	0	16
<b>TOTAL</b>	<b>17</b>	<b>153</b>	<b>9.0</b>	<b>0</b>	<b>35</b>
<b>OPPONENTS</b>	<b>16</b>	<b>94</b>	<b>5.5</b>	<b>0</b>	<b>34</b>

INTERCEPTIONS	NO.	YDS	AVG	TD	LONG
C. Broomfield	3	40	13.3	1	27
Johnthan Banks	3	24	8.0	0	12
Nickoe Whitley	3	0	0.0	0	0
M. Langston	2	15	7.5	0	13
Chris White	2	5	2.5	0	5
<b>TOTAL</b>	<b>13</b>	<b>84</b>	<b>6.5</b>	<b>1</b>	<b>27</b>
<b>OPPONENTS</b>	<b>13</b>	<b>151</b>	<b>11.6</b>	<b>0</b>	<b>46</b>

KICK RETURNS	NO.	YDS	AVG	TD	LONG
Leon Berry	14	375	26.8	1	97
L. Perkins	14	281	20.1	0	33
Chad Bumphis	8	143	17.9	0	32
M. Langston	7	176	25.1	0	32
Michael Carr	3	49	16.3	0	22
Robert Elliott	2	45	22.5	0	24
S. Hemphill	1	0	0.0	0	0
Adrian Marcus	1	7	7.0	0	7
Chris Smith	1	7	7.0	0	7
<b>TOTAL</b>	<b>51</b>	<b>1083</b>	<b>21.2</b>	<b>1</b>	<b>97</b>
<b>OPPONENTS</b>	<b>64</b>	<b>1450</b>	<b>22.7</b>	<b>0</b>	<b>41</b>

FUMBLE RETURNS	NO.	YDS	AVG	TD	LONG
Damein Anderson	1	7	7.0	0	5
<b>TOTAL</b>	<b>1</b>	<b>7</b>	<b>7.0</b>	<b>0</b>	<b>5</b>
<b>OPPONENTS</b>	<b>1</b>	<b>31</b>	<b>31.0</b>	<b>0</b>	<b>31</b>





# 2010 STATISTICS

## INDIVIDUAL STATISTICS

SCORING	TD	FGs	Kick	PATs			DXP	Saf	Pts
				Rush	Rcv	Pass			
Vick Ballard	20	0-0	0-0	0-0	0	0-0	0	0	120
D. DePasquale	0	10-12	28-28	0-0	0	0-0	0	0	58
L. Perkins	6	0-0	0-0	0-0	0	0-0	0	0	36
Chad Bumphis	5	0-0	0-0	0-0	0	0-0	0	0	30
Chris Relf	5	0-0	0-0	0-0	0	0-0	0	0	30
Sean Brauchle	0	3-7	20-20	0-0	0	0-0	0	0	29
Arceto Clark	3	0-0	0-0	0-0	0	0-0	0	0	18
Brandon Heavens	2	0-0	0-0	0-0	0	0-0	0	0	12
Leon Berry	2	0-0	0-0	0-0	0	0-0	0	0	12
Ricco Sanders	1	0-0	0-0	0-0	0	0-0	0	0	6
Chris Smith	1	0-0	0-0	0-0	0	0-0	0	0	6
Gabe Jackson	1	0-0	0-0	0-0	0	0-0	0	0	6
C. Broomfield	1	0-0	0-0	0-0	0	0-0	0	0	6
Michael Carr	1	0-0	0-0	0-0	0	0-0	0	0	6
TEAM	0	0-0	0-0	0-0	0	0-0	0	1	2
<b>TOTAL</b>	<b>48</b>	<b>13-19</b>	<b>48-48</b>	<b>0-0</b>	<b>0</b>	<b>0-0</b>	<b>0</b>	<b>1</b>	<b>377</b>
<b>OPPONENTS</b>	<b>30</b>	<b>17-26</b>	<b>27-29</b>	<b>0-1</b>	<b>0</b>	<b>0-0</b>	<b>0</b>	<b>0</b>	<b>258</b>

TOTAL OFFENSE	G	Plays	Rush	Pass	Total	Avg/G
Chris Relf	13	414	713	1789	2502	192.5
Vick Ballard	12	186	968	0	968	80.7
Tyler Russell	9	81	62	635	697	77.4
L. Perkins	13	102	566	0	566	43.5
Robert Elliott	13	60	221	0	221	17.0
Chad Bumphis	12	19	131	0	131	10.9
Adrian Marcus	12	14	48	0	48	4.0
Michael Carr	8	4	42	0	42	5.2
Brandon Heavens	13	6	24	0	24	1.8
P. Hanrahan	13	6	20	0	20	1.5
Leon Berry	6	1	12	0	12	2.0
Tobias Smith	12	0	12	0	12	1.0
S. Hemphill	13	2	8	0	8	0.6
Heath Hutchins	13	1	3	0	3	0.2
TEAM	7	11	-37	0	-37	-5.3
<b>TOTAL</b>	<b>13</b>	<b>907</b>	<b>2793</b>	<b>2424</b>	<b>5217</b>	<b>401.3</b>
<b>OPPONENTS</b>	<b>13</b>	<b>881</b>	<b>1548</b>	<b>3091</b>	<b>4639</b>	<b>356.8</b>

FIELD GOALS	FGM-FGA	Pct	01-19	20-29	30-39	40-49	50-99	Lg	Blk
Sean Brauchle	3-7	42.9	0-0	0-0	1-4	2-3	0-0	47	2
D. DePasquale	10-12	83.3	0-0	5-5	2-3	3-4	0-0	43	0

FG SEQUENCE	Mississippi State	OPPONENTS
Memphis	38	49,48
Auburn	-	(34),37
LSU	-	(44),(32),(51),(37),(21)
Georgia	(44)	(25),(35)
Alcorn State	33	(43),45
Houston	(47),31,39	42,(32)
Florida	(31),40	38,42
UAB	(29),(29),(43),(39),(28)	(18)
Kentucky	(33)	(43)
Alabama	(24)	(36),(45),(28)
Arkansas	(25)	(32),39
Ole Miss	(42),47	(34)
Michigan	(42)	35

Numbers in parentheses indicate field goal was made.

PUNTING	No.	Yds	Avg	Long	TB	FC	120	Blkd
Heath Hutchins	59	2450	41.5	63	6	19	24	0
<b>TOTAL</b>	<b>59</b>	<b>2450</b>	<b>41.5</b>	<b>63</b>	<b>6</b>	<b>19</b>	<b>24</b>	<b>0</b>
<b>OPPONENTS</b>	<b>59</b>	<b>2497</b>	<b>42.3</b>	<b>67</b>	<b>4</b>	<b>22</b>	<b>21</b>	<b>0</b>

KICKOFFS	No.	Yds	Avg	TB	OB	Retn	Net	YdLn
Sean Brauchle	58	3714	64.0	1	3			
D. DePasquale	14	826	59.0	3	1			
<b>TOTAL</b>	<b>72</b>	<b>4540</b>	<b>63.1</b>	<b>4</b>	<b>4</b>	<b>1450</b>	<b>41.8</b>	<b>28</b>
<b>OPPONENTS</b>	<b>57</b>	<b>3620</b>	<b>63.5</b>	<b>4</b>	<b>1</b>	<b>1083</b>	<b>43.1</b>	<b>26</b>

ALL PURPOSE	G	Rush	Rec	PR	KOR	IR	Tot	Avg/G
L. Perkins	13	566	247	16	281	0	1110	85.4
Vick Ballard	12	968	106	0	0	0	1074	89.5
Chad Bumphis	12	131	634	137	143	0	1045	87.1
Chris Relf	13	713	0	0	0	0	713	54.8
Leon Berry	6	12	188	0	375	0	575	95.8
Arceto Clark	13	0	362	0	0	0	362	27.8
Brandon Heavens	13	24	316	0	0	0	340	26.2
Robert Elliott	13	221	14	0	45	0	280	21.5
Chris Smith	12	0	264	0	7	0	271	22.6
M. Langston	12	0	0	0	176	15	191	15.9
Michael Carr	8	42	74	0	49	0	165	20.6
B. Henderson	11	0	84	0	0	0	84	7.6
Tyler Russell	9	62	0	0	0	0	62	6.9
Adrian Marcus	12	48	0	0	7	0	55	4.6
P. Hanrahan	13	20	23	0	0	0	43	3.3
C. Broomfield	13	0	0	0	0	40	40	3.1
Sam Williams	7	0	38	0	0	0	38	5.4
Marcus Green	2	0	36	0	0	0	36	18.0
Johnthan Banks	13	0	0	0	0	24	24	1.8
Ricco Sanders	13	0	23	0	0	0	23	1.8
Kendrick Cook	11	0	12	0	0	0	12	1.1
Tobias Smith	12	12	0	0	0	0	12	1.0
S. Hemphill	13	8	3	0	0	0	11	0.8
Chris White	13	0	0	0	0	5	5	0.4
Heath Hutchins	13	3	0	0	0	0	3	0.2
TEAM	8	-37	0	0	0	0	-37	-4.6
<b>TOTAL</b>	<b>13</b>	<b>2793</b>	<b>2424</b>	<b>153</b>	<b>1083</b>	<b>84</b>	<b>6537</b>	<b>502.8</b>
<b>OPPONENTS</b>	<b>13</b>	<b>1548</b>	<b>3091</b>	<b>94</b>	<b>1450</b>	<b>151</b>	<b>6334</b>	<b>487.2</b>



# 2010 STATISTICS



## 2010 DEFENSIVE LEADERS

	GP-GS	Tackles			TFL/Yds	Sacks		Pass Def		QBH	Fumbles		Blkd Kick Saf	
		Solo	Ast	Total		No-Yards	Int-Yds	BrUp	Rcv-Yds		FF	Kick	Saf	
50 Chris White	13-13	54	56	110	15.5-51	6.0-30	2-5	1	2	1-0	.	.	.	
34 K.J. Wright	13-13	51	47	98	8.0-32	3.0-15	.	9	4	1-0	1	.	.	
4 C. Mitchell	13-13	55	38	93	3.0-8	.	.	1	2	.	.	.	.	
13 Johnthan Banks	13-12	34	20	54	1.5-14	1.0-13	3-24	7	.	.	1	.	.	
5 Nickoe Whitley	13-11	34	18	52	1.5-14	1.5-14	3-0	3	2	2-0	1	.	.	
25 C. Broomfield	13-13	36	16	52	4.5-21	1.0-9	3-40	6	3	2-0	.	.	.	
48 E. Gatling	13-13	18	26	44	1.0-2	.	.	1	1	1-0	.	.	.	
7 Wade Bonner	13-2	25	14	39	1.5-9	1.5-9	.	1	1	.	2	.	.	
90 Pernell McPhee	13-13	14	21	35	10.0-46	2.0-19	.	4	12	.	1	.	.	
10 C. Lawrence	11-0	20	14	34	2.5-7	1.0-2	.	.	.	.	1	.	.	
94 Fletcher Cox	12-11	10	19	29	6.5-31	2.5-16	.	.	4	1-0	1	2	.	
97 Josh Boyd	13-13	15	9	24	7.5-26	2.5-11	.	.	1	.	.	.	.	
99 Sean Ferguson	13-6	9	14	23	5.0-13	.	.	1	3	.	.	.	.	
42 Zach Smith	12-0	14	7	21	2.0-3	1.0-1	.	3	2	.	1	.	.	
45 Michael Hunt	12-0	8	13	21	0.5-1	.	.	.	1	.	.	.	.	
54 Trevor Stigers	10-0	6	13	19	4.5-11	.	.	.	1	.	.	.	.	
15 M. Langston	12-1	10	9	19	2.0-6	.	2-15	1	.	.	1	.	.	
58 Brandon Wilson	13-0	12	5	17	.	.	.	.	.	.	.	.	.	
60 Devin Jones	12-1	6	8	14	3.0-10	1.0-6	.	.	.	.	.	1	.	
49 Chris Hughes	11-0	8	5	13	1.0-1	.	.	.	.	.	1	.	.	
26 Damein Anderson	11-0	10	2	12	.	.	.	3	.	2-7	1	.	.	
37 Sean Brauchle	13-0	7	3	10	.	.	.	.	.	.	.	.	.	
93 Jeffrey Howie	11-0	3	7	10	4.0-7	.	.	.	.	.	.	.	.	
12 Dennis Thames	10-0	7	3	10	1.0-2	.	.	2	.	.	.	.	.	
35 P. Hanrahan	13-7	5	4	9	.	.	.	.	.	1-0	.	.	.	
95 James Carmon	13-3	2	6	8	.	.	.	1	.	.	.	.	.	
51 Deontae Skinner	10-0	5	2	7	.	.	.	.	1	.	.	.	.	
36 Nick Bell	4-2	3	4	7	2.0-8	.	.	.	.	.	.	.	.	
41 Marvin Bure	12-0	4	2	6	.	.	.	.	.	1-0	1	.	.	
57 J. McKenzie	3-1	.	4	4	0.5-1	.	.	.	.	.	.	.	.	
96 Shane McCardell	8-0	2	2	4	2.0-13	2.0-13	.	1	3	.	.	.	.	
46 Aaron Feld	13-0	.	3	3	.	.	.	.	.	2-0	.	.	.	
14 Chris Relf	13-13	3	.	3	.	.	.	.	.	.	.	.	.	
86 Michael Carr	8-0	3	.	3	.	.	.	.	.	.	1	.	.	
2 Robert Elliott	13-6	1	1	2	.	.	.	.	.	.	.	.	.	
40 D. DePasquale	12-0	1	1	2	.	.	.	.	.	.	.	.	.	
33 Jamie Jones	8-0	1	1	2	0.5-1	.	.	.	.	.	.	.	.	
47 Chris Cameron	13-0	.	2	2	.	.	.	.	.	1-0	.	.	.	
20 Louis Watson	6-0	2	.	2	.	.	.	.	.	.	.	.	.	
38 Heath Hutchins	13-0	1	.	1	.	.	.	.	.	.	.	.	.	
19 Arceto Clark	13-12	1	.	1	.	.	.	.	.	.	.	.	.	
55 Q. Saulsberry	13-13	1	.	1	.	.	.	.	.	.	.	.	.	
1 Chad Bumphis	12-11	1	.	1	.	.	.	.	.	.	.	.	.	
79 Derek Sherrod	13-13	1	.	1	.	.	.	.	.	.	.	.	.	
11 Ricco Sanders	13-1	1	.	1	.	.	.	.	.	.	.	.	.	
67 Tobias Smith	12-1	1	.	1	.	.	.	.	.	.	.	.	.	
TEAM	8	.	.	.	.	.	.	.	.	.	.	.	1	
<b>TOTAL</b>	<b>13-0</b>	<b>505</b>	<b>419</b>	<b>924</b>	<b>91-338</b>	<b>26-158</b>	<b>13-84</b>	<b>45</b>	<b>43</b>	<b>15-7</b>	<b>14</b>	<b>3</b>	<b>1</b>	
<b>OPPONENTS</b>	<b>13-0</b>	<b>566</b>	<b>438</b>	<b>1004</b>	<b>77.0-255</b>	<b>23-134</b>	<b>13-151</b>	<b>32</b>	<b>19</b>	<b>8-31</b>	<b>12</b>	<b>2</b>	<b>.</b>	





# 2010 STATISTICS

## 2010 MSU GAME-BY-GAME STARTERS

### OFFENSE

	WR	LT	LG	C	RG	RT	TE	QB	RB	WR	WR
MEMPHIS	Sanders	Sherrrod	Jackson	Brignone	Saulsberry	Lawrence	Green	Relf	Elliott	Berry	Heavens
AUBURN	Clark	Sherrrod	Jackson	Brignone	Saulsberry	Lawrence	Hanrahan (FB)	Relf	Elliott	Berry	Bumphis
at LSU	Clark	Sherrrod	Jackson	Brignone	Saulsberry	Lawrence	Henderson	Relf	Elliott	Berry	Ballard (RB)
GEORGIA	Clark	Sherrrod	Jackson	Brignone	Saulsberry	Lawrence	Hanrahan (FB)	Relf	Ballard	Berry	Bumphis
ALCORN STATE	Clark	Sherrrod	Jackson	Brignone	Saulsberry	Lawrence	Hanrahan (FB)	Relf	Ballard	Berry	Bumphis
at Houston	Clark	Sherrrod	Jackson	Brignone	Saulsberry	Lawrence	Hanrahan (FB)	Relf	Ballard	Smith	Bumphis
at Florida	Clark	Sherrrod	Jackson	Saulsberry	Smith	Lawrence	Henderson	Relf	Ballard	Smith	Bumphis
UAB	Clark	Sherrrod	Jackson	Saulsberry	Melichar	Lawrence	Hanrahan (FB)	Relf	Elliott	Smith	Bumphis
KENTUCKY	Clark	Sherrrod	Jackson	Brignone	Saulsberry	Lawrence	Elliott (RB)	Relf	Ballard	Smith	Bumphis
at Alabama	Clark	Sherrrod	Jackson	Brignone	Saulsberry	Lawrence	Hanrahan (FB)	Relf	Ballard	Smith	Bumphis
ARKANSAS	Clark	Sherrrod	Jackson	Brignone	Saulsberry	Lawrence	Heavens (WR)	Relf	Ballard	Smith	Bumphis
at Ole Miss	Clark	Sherrrod	Jackson	Brignone	Saulsberry	Lawrence	Elliott (RB)	Relf	Ballard	Smith	Bumphis
vs. Michigan	Clark	Sherrrod	Jackson	Brignone	Saulsberry	Lawrence	Cook	Relf	Ballard	Smith	Heavens

### DEFENSE

	E	DT	DT	E	SLB	MLB	WLB	LC	SS	FS	RC
MEMPHIS	McPhee	Boyd	Cox	McKenzie	Gatling	White	Wright	Banks	Mitchell	Whitley	Broomfield
AUBURN	McPhee	Boyd	Jones	Bell	Gatling	White	Wright	Banks	Mitchell	Whitley	Broomfield
at LSU	McPhee	Boyd	Cox	Bell	Gatling	White	Wright	Banks	Mitchell	Whitley	Broomfield
GEORGIA	McPhee	Boyd	Cox	Bell	Gatling	White	Wright	Banks	Mitchell	Whitley	Broomfield
ALCORN STATE	McPhee	Boyd	Carmon	Ferguson	Gatling	White	Wright	Banks	Mitchell	Whitley	Broomfield
at Houston	McPhee	Boyd	Cox	Ferguson	Gatling	White	Wright	Banks	Mitchell	Whitley	Broomfield
at Florida	McPhee	Boyd	Cox	Ferguson	Gatling	White	Wright	Banks	Mitchell	Whitley	Broomfield
UAB	McPhee	Boyd	Cox	Ferguson	Gatling	White	Wright	Banks	Mitchell	Whitley	Broomfield
KENTUCKY	McPhee	Boyd	Carmon	Cox	Gatling	White	Wright	Banks	Mitchell	Whitley	Broomfield
at Alabama	McPhee	Boyd	Carmon	Cox	Gatling	White	Wright	Banks	Mitchell	Whitley	Broomfield
ARKANSAS	McPhee	Boyd	Cox	Ferguson	Gatling	White	Wright	Banks	Mitchell	Bonner	Broomfield
at Ole Miss	McPhee	Boyd	Cox	Ferguson	Gatling	White	Wright	Langston	Mitchell	Bonner	Broomfield
vs. Michigan	McPhee	Boyd	Cox	Ferguson	Gatling	White	Wright	Banks	Mitchell	Whitley	Broomfield

## 2010 MSU CAREER STARTS BY POSITION

### OFFENSE

<b>LT</b>	<b>WR</b>
<b>Sherrrod - 35</b>	<b>Bumphis - 16</b>
Melichar - 2	<b>Clark - 12</b>
<b>LG</b>	<b>Smith - 10</b>
<b>Jackson - 13</b>	<b>Berry - 8</b>
Saulsberry - 12	<b>Heavens - 4</b>
Brignone - 1	<b>Sanders - 1</b>
<b>C</b>	<b>RB</b>
<b>Brignone - 33</b>	<b>Ballard - 10</b>
<b>Saulsberry - 2</b>	<b>Hanrahan - 6</b>
Looney - 1	<b>Elliott - 6</b>
<b>RG</b>	Hemphill - 1
<b>Saulsberry - 11</b>	<b>QB</b>
<b>Smith - 1</b>	<b>Relf - 13</b>
<b>Melichar - 1</b>	
<b>RT</b>	
<b>Lawrence - 25</b>	
Saulsberry - 12	
<b>TE</b>	
<b>Green - 9</b>	
<b>Cook - 4</b>	
<b>Henderson - 2</b>	

### DEFENSE

<b>DE</b>	<b>SAF</b>
<b>McPhee - 25</b>	<b>Mitchell - 25</b>
<b>Ferguson - 16</b>	<b>Whitley - 12</b>
<b>Bell - 3</b>	Smith - 7
<b>Cox - 3</b>	Banks - 7
<b>McKenzie - 1</b>	<b>Bonner - 3</b>
<b>DT</b>	Broomfield - 1
<b>Boyd - 16</b>	<b>CORNER</b>
<b>Cox - 12</b>	<b>Broomfield - 15</b>
<b>Carmon - 3</b>	<b>Banks - 12</b>
<b>Jones - 1</b>	<b>Langston - 6</b>
<b>OLB</b>	Anderson - 5
<b>Wright - 35</b>	Watson - 1
White - 12	
<b>Gatling - 12</b>	
<b>MLB</b>	
<b>White - 13</b>	<b>2010 starts in BOLD</b>
Jones - 1	





## CAREER GAMES PLAYED & STARTS LISTING

No.	Name	Career		2010	2009	2008	2007	2006
		GP (CGP)	S (CS)	GP-S	GP-S	GP-S	GP-S	GP-S
46	Aaron Feld	49 (27)	—	13-0	12-0	11-0	13-0	—
79	Derek Sherrod	49 (36)	43 (35)	13-13	12-12	11-10	13-8	—
70	J.C. Brignone	47 (6)	35 (5)	12-11	12-12	12-12	11-0	—
34	K.J. Wright	47 (47)	35 (17)	13-13	12-10	12-12	10-0	—
42	Zach Smith	41 (2)	7 (0)	12-0	5-5	12-2	12-0	—
99	Sean Ferguson	37 (37)	16 (3)	13-7	12-4	12-5	—	—
48	Emmanuel Gatling	37 (36)	13 (13)	13-13	12-0	11-0	1-0	—
55	Quentin Saulsberry	37 (37)	37 (37)	13-13	12-12	12-12	—	—
4	Charles Mitchell	37 (37)	25 (25)	13-13	12-12	12-0	—	—
74	Mark Melichar	36 (25)	3 (0)	13-1	12-0	2-2	9-0	—
7	Wade Bonner	35 (16)	4 (0)	13-2	10-2	12-0	—	—
62	Addison Lawrence	35 (25)	25 (25)	13-13	12-12	10-0	—	—
26	Damein Anderson	33 (3)	5 (0)	11-0	11-5	11-0	—	—
33	Jamie Jones	30 (2)	1 (0)	7-0	11-0	12-1	—	—
88	Kendrick Cook	29 (4)	4 (1)	11-1	10-1	8-2	—	—
85	Brandon Henderson	29 (8)	2 (0)	11-2	4-0	12-0	2-0	—
2	Robert Elliott	29 (25)	6 (1)	13-6	12-0	4-0	—	—
72	John McMillian	25 (25)	—	13-0	12-0	—	—	—
23	Sylvester Hemphill	25 (25)	1 (0)	13-0	12-1	—	—	—
50	Chris White	25 (25)	25 (25)	13-13	12-12	—	—	—
90	Pernell McPhee	25 (25)	25 (25)	13-13	12-12	—	—	—
38	Heath Hutchins	25 (25)	25 (25)	13-13	12-12	—	—	—
3	Brandon Heavens	25 (25)	4 (1)	12-3	12-1	—	—	—
13	Johntan Banks	25 (25)	19 (1)	13-12	12-7	—	—	—
25	Corey Broomfield	25 (25)	16 (14)	13-13	12-3	—	—	—
35	Patrick Hanrahan	25 (25)	7 (0)	13-6	12-1	—	—	—
47	Chris Cameron	25 (25)	—	13-0	12-0	—	—	—
97	Josh Boyd	25 (25)	16 (13)	13-13	12-3	—	—	—
14	Chris Relf	25 (18)	13 (13)	13-13	10-0	2-0	—	—
1	Chad Bumphis	24 (0)	16 (0)	12-10	12-6	—	—	—
60	Devin Jones	24 (1)	1 (0)	12-1	12-0	—	—	—
94	Fletcher Cox	24 (8)	15 (8)	12-11	12-4	—	—	—
76	Phillip Freeman	24 (19)	—	13-0	11-0	—	—	—
10	Cam Lawrence	23 (1)	—	11-0	12-0	—	—	—
69	Reggie Odom	23 (1)	—	11-0	10-0	2-0	—	—
8	Chris Smith	22 (12)	10 (8)	12-8	10-2	—	—	—
15	Maurice Langston	20 (2)	6 (0)	12-1	8-5	—	—	—
40	Derek DePasquale	20 (10)	11 (6)	11-6	9-7	—	—	—
58	Brandon Wilson	19 (13)	—	13-0	6-0	—	—	—
9	Leon Berry	18 (0)	8 (0)	6-5	12-3	—	—	—
37	Sean Brauchle	18 (13)	12 (0)	13-7	5-5	—	—	—
19	Arceto Clark	18 (13)	12 (12)	13-12	—	5-0	—	—
45	Michael Hunt	18 (12)	—	12-0	5-0	—	—	—
32	Marcus Green	16 (0)	8 (0)	2-1	12-6	2-1	—	—
36	Nick Bell	16 (0)	5 (0)	4-3	12-2	—	—	—
54	Trevor Stigers	16 (10)	—	11-0	6-0	—	—	—
41	Marvin Bure	16 (10)	—	12-0	4-0	—	—	—
20	Louis Watson	15 (0)	1 (0)	6-0	9-1	—	—	—
82	Thomas Webb	15 (1)	—	5-0	10-0	—	—	—
96	Shane McCardell	15 (8)	—	8-0	7-0	—	—	—
67	Tobias Smith	15 (5)	1 (0)	12-1	3-0	—	—	—
11	Ricco Sanders	13 (13)	1 (0)	13-1	—	—	—	—
61	Gabe Jackson	13 (13)	13 (13)	13-13	—	—	—	—
5	Nickoe Whitley	13 (13)	11 (1)	13-11	—	—	—	—
27	LaDarius Perkins	13 (13)	—	13-0	—	—	—	—
95	James Carmon	13 (13)	3 (0)	13-3	—	—	—	—
43	Adrian Marcus	13 (13)	—	13-0	—	—	—	—
28	Vick Ballard	12 (5)	10 (5)	12-10	—	—	—	—
71	Sam Watts	11 (1)	—	11-0	—	—	—	—
93	Jeffrey Howie	11 (2)	—	11-0	—	—	—	—
49	Chris Hughes	11 (4)	—	11-0	—	—	—	—
12	Dennis Thames	10 (4)	—	10-0	—	—	—	—
51	Deontae Skinner	10 (9)	—	10-0	—	—	—	—
91	Rodney Prince	9 (1)	—	1-0	1-0	—	7-0	—
17	Tyler Russell	9 (1)	—	9-0	—	—	—	—
86	Michael Carr	9 (6)	—	9-0	—	—	—	—
66	D. J. Looney	8 (0)	1 (0)	1-0	3-0	4-1	—	—
31	Sam Williams	7 (0)	—	7-0	—	—	—	—
65	Joshua Jackson	6 (0)	—	—	1-0	5-0	—	—
56	Corvell Harrison-Gay	4 (1)	—	4-0	—	—	—	—
57	Jonathan McKenzie	3 (0)	1 (0)	3-1	—	—	—	—
83	Charles Bailey	2 (0)	—	1-0	1-0	—	—	—

GP - games played  
CGP - consecutive games played  
S - starts  
CS - consecutive starts

## 2010 MISSISSIPPI STATE SCORING DRIVES / PLAYS

Q	P-YD	TOP	SCORE
<b>MEMPHIS</b>			
1	3-68	:56	Berry 55 pass from Relf
1	7-91	2:42	Heavens 20 pass from Russell
2	5-71	2:21	Ballard 51 run
3	8-75	2:30	Heavens 27 pass from Russell
3	3-20	1:18	Ballard 1 run
3	1-72	:20	Bumphis 57 pass from Russell
4	9-61	4:00	Bumphis 25 pass from Russell
<b>AUBURN</b>			
1	3-20	1:27	G. Jackson 0 fumble recovery
3	12-63	5:57	Ballard 1 run
<b>LSU</b>			
3	13-81	6:43	Ballard 1 run
<b>GEORGIA</b>			
1	4-53	1:21	Ballard 13 pass from Relf
4	14-54	6:19	Brauchle 44 field goal
4	10-93	5:45	Clark 33 pass from Relf
4	3-21	0:35	Ballard 1 run
<b>ALCORN STATE</b>			
1	8-59	3:09	Bumphis 3 pass from Relf
2	11-91	3:38	Ballard 17 run
2	2-30	0:31	Bumphis 7 pass from Relf
2	3-59	1:11	Ballard 1 run
2	0-0	—	Berry 97 kickoff return
4	3-84	1:07	Ballard 75 run
4	8-85	4:35	Perkins 2 run
<b>HOUSTON</b>			
1	2-7	0:39	Ballard 5 run
1	3-75	1:01	Relf 5 run
1	12-84	5:38	Ballard 12 run
1	0-0	—	Team safety
2	4-1	1:13	Brauchle 47 field goal
2	0-0	—	Broomfield 27 interception return
3	5-73	2:00	Ballard 12 run
4	11-85	6:15	Perkins 20 run
<b>FLORIDA</b>			
1	7-54	3:15	Brauchle 31 FG
1	11-64	4:58	Relf 6 run
<b>UAB</b>			
1	9-61	3:43	Perkins 4 pass from Relf
2	9-23	4:03	DePasquale 29 FG
3	6-63	2:30	Perkins 2 run
3	6-61	2:43	DePasquale 29 FG
4	10-55	3:11	DePasquale 43 FG
4	8-20	3:23	DePasquale 39 FG
4	9-56	1:48	DePasquale 28 FG
<b>KENTUCKY</b>			
1	8-58	2:42	DePasquale 33 FG
1	4-70	1:33	Ballard 54 run
2	10-81	4:38	Clark 21 pass from Relf
4	7-63	2:27	Relf 4 run
<b>ALABAMA</b>			
1	6-32	2:10	DePasquale 24 FG
4	10-78	3:50	Bumphis 27 pass from Russell
<b>ARKANSAS</b>			
1	8-86	3:14	Relf 23 run
2	15-70	5:53	Ballard 1 run
2	11-60	4:37	Ballard 2 run
4	14-75	5:35	Ballard 4 run
4	8-47	1:52	DePasquale 25 FG
<b>OLE MISS</b>			
2	4-88	1:51	Smith 15 pass from Relf
2	3-82	1:03	Perkins 33 pass from Relf
2	2-53	0:41	Perkins 36 pass from Relf
3	4-7	1:25	DePasquale 42 FG
3	6-79	2:58	Ballard 8 run
<b>MICHIGAN</b>			
1	11-79	5:18	Clark 4 pass from Relf
1	4-4	1:22	DePasquale 42 FG
2	10-77	3:50	Ballard 2 run
2	12-43	4:24	Relf 1 run
2	11-68	3:01	Sanders 15 pass from Relf
3	14-80	5:27	Ballard 1 run
3	2-88	0:56	Ballard 7 run
4	6-44	2:40	Carr 31 pass from Relf





# 2010 PARTICIPATION

No.	Name	GP	GS	9/4 MEM	9/9 AU	9/18 LSU	9/25 UGA	10/2 ASU	10/9 UH	10/16 UF	10/23 UAB	10/30 UK	11/13 UA	11/20 AR	11/27 UM	1/1 MI
1	Chad Bumphis	12	10	X	WR	X	WR	WR	WR	WR	WR	WR	WR	WR	WR	—
2	Robert Elliott	13	6	RB	RB	RB	X	X	X	X	RB	RB	X	X	RB	X
3	Brandon Heavens	13	3	WR	X	X	X	X	X	X	X	X	X	WR	X	WR
4	Charles Mitchell	13	13	SS	SS	SS	SS	SS	SS	SS	SS	SS	SS	SS	SS	SS
5	Nikoe Whitley	13	11	FS	FS	FS	FS	FS	FS	FS	FS	FS	FS	X	X	FS
6	Dylan Favre	0	0	—	—	—	—	—	—	—	—	—	—	—	—	—
7	Wade Bonner	13	2	X	X	X	X	X	X	X	X	X	X	SS	SS	X
8	Chris Smith	12	8	—	X	X	X	X	WR	WR	WR	WR	WR	WR	WR	WR
9	Leon Berry	6	5	WR	WR	WR	WR	WR	X	—	—	—	—	—	—	—
10	Cameron Lawrence	11	0	X	X	X	X	X	X	X	X	X	X	—	—	X
11	Ricco Sanders	13	1	WR	X	X	X	X	X	X	X	X	X	X	X	X
12	Dennis Thames	10	0	X	X	X	X	X	—	X	—	—	X	X	X	X
13	Johnthan Banks	13	12	LCB	LCB	LCB	LCB	LCB	LCB	LCB	LCB	LCB	LCB	LCB	X	LCB
14	Chris Relf	13	13	QB	QB	QB	QB	QB	QB	QB	QB	QB	QB	QB	QB	QB
15	Maurice Langston	12	1	X	X	X	X	X	X	X	X	X	X	—	LCB	X
16	Brantley Adams	0	0	—	—	—	—	—	—	—	—	—	—	—	—	—
17	Tyler Russell	9	0	X	X	X	—	X	X	X	—	X	X	—	—	X
18	Brandon Hill	0	0	—	—	—	—	—	—	—	—	—	—	—	—	—
19	Arceto Clark	13	12	X	WR	WR	WR	WR	WR	WR	WR	WR	WR	WR	WR	WR
20	Louis Watson	5	0	X	X	—	X	X	—	X	—	—	—	—	X	—
22	Matthew Wells	0	0	—	—	—	—	—	—	—	—	—	—	—	—	—
23	Sylvester Hemphill	13	0	X	X	X	X	X	X	X	X	X	X	X	X	X
24	Jamerson Love	0	0	—	—	—	—	—	—	—	—	—	—	—	—	—
25	Corey Broomfield	13	13	RCB	RCB	RCB	RCB	RCB	RCB	RCB	RCB	RCB	RCB	RCB	RCB	RCB
26	Damein Anderson	11	0	X	X	X	X	X	X	X	—	—	X	X	X	X
27	LaDarius Perkins	13	0	X	X	X	X	X	X	X	X	X	X	X	X	X
28	Vick Ballard	12	10	X	X	RB	RB	RB	RB	RB	—	RB	RB	RB	RB	RB
29	Nick Griffin	0	0	—	—	—	—	—	—	—	—	—	—	—	—	—
30	Jay Hughes	0	0	—	—	—	—	—	—	—	—	—	—	—	—	—
31	Sam Williams	7	0	X	—	—	—	X	—	X	X	X	X	X	—	—
32	Marcus Green	2	1	TE	X	—	—	—	—	—	—	—	—	—	—	—
33	Jamie Jones	7	0	X	X	X	—	X	—	—	—	—	—	X	X	X
34	K.J. Wright	13	13	WLB	WLB	WLB	WLB	WLB	WLB	WLB	WLB	WLB	WLB	WLB	WLB	WLB
35	Patrick Hanrahan	13	6	X	FB	X	FB	FB	FB	X	FB	X	FB	X	X	X
36	Nick Bell	4	3	X	DE	DE	DE	—	—	—	—	—	—	—	—	—
37	Sean Brauchle	13	7	PK	PK	PK	PK	PK	PK	PK	X	X	X	X	X	X
38	Heath Hutchins	13	13	P	P	P	P	P	P	P	P	P	P	P	P	P
39	Baker Swedenburg	0	0	—	—	—	—	—	—	—	—	—	—	—	—	—
40	Derek DePasquale	11	6	X	—	—	X	X	X	X	PK	PK	PK	PK	PK	PK
41	Marvin Bure	12	0	X	X	—	X	X	X	X	X	X	X	X	X	X
42	Zach Smith	12	0	X	X	X	X	X	X	X	X	X	X	—	X	X
43	Adrian Marcus	13	0	X	X	X	X	X	X	X	X	X	X	X	X	X
43	William Shumpert	0	0	—	—	—	—	—	—	—	—	—	—	—	—	—
44	Christian Holmes	0	0	—	—	—	—	—	—	—	—	—	—	—	—	—
44	Ivan Muniz	0	0	—	—	—	—	—	—	—	—	—	—	—	—	—
45	Michael Hunt	12	0	—	X	X	X	X	X	X	X	X	X	X	X	X
45	Adrian Marcus	13	0	X	X	X	X	X	X	X	X	X	X	X	X	X
46	Aaron Feld	13	0	X	X	X	X	X	X	X	X	X	X	X	X	X
47	Chris Cameron	13	0	X	X	X	X	X	X	X	X	X	X	X	X	X
48	Emmanuel Gatling	13	13	SLB	SLB	SLB	SLB	SLB	SLB	SLB	SLB	SLB	SLB	SLB	SLB	SLB
48	Randy Moulds	0	0	—	—	—	—	—	—	—	—	—	—	—	—	—
49	Chris Hughes	11	0	X	X	—	X	X	X	X	X	—	X	X	X	X



# 2010 PARTICIPATION



No.	Name	GP	GS	9/4 MEM	9/9 AU	9/18 LSU	9/25 UGA	10/2 ASU	10/9 UH	10/16 UF	10/23 UAB	10/30 UK	11/13 UA	11/20 AR	11/27 UM	1/1 MI
50	Chris White	13	13	MLB	MLB	MLB	MLB	MLB	MLB	MLB	MLB	MLB	MLB	MLB	MLB	MLB
51	Deontae Skinner	10	0	X	—	—	—	X	X	X	X	X	X	X	X	X
52	Ferlando Bohanna	0	0	—	—	—	—	—	—	—	—	—	—	—	—	—
53	Mark Lynn	1	0	—	—	—	—	—	—	—	—	—	X	—	—	—
54	Trevor Stigers	10	0	X	—	—	X	X	X	X	X	X	X	X	X	X
55	Quentin Saulsberry	13	13	RG	RG	RG	RG	RG	RG	C	C	RG	RG	RG	RG	RG
56	Corvell Harrison-Gay	3	0	—	—	—	—	X	X	—	—	—	X	—	—	X
57	Johnathan McKenzie	3	1	DE	X	X	—	—	—	—	—	—	—	—	—	—
58	Brandon Wilson	13	0	X	X	X	X	X	X	X	X	X	X	X	X	X
59	Archie Muniz	0	0	—	—	—	—	—	—	—	—	—	—	—	—	—
60	Devin Jones	13	1	X	DT	X	X	X	X	X	X	X	X	X	X	X
61	Gabe Jackson	13	13	LG	LG	LG	LG	LG	LG	LG	LG	LG	LG	LG	LG	LG
62	Addison Lawrence	13	13	RT	RT	RT	RT	RT	RT	RT	RT	RT	RT	RT	RT	RT
63	Dillon Day	0	0	—	—	—	—	—	—	—	—	—	—	—	—	—
64	Eric Lawson	0	0	—	—	—	—	—	—	—	—	—	—	—	—	—
64	Mark Lynn	0	0	—	—	—	—	—	—	—	—	—	—	—	—	—
65	Joshua Jackson	0	0	—	—	—	—	—	—	—	—	—	—	—	—	—
66	D.J. Looney	1	0	—	—	—	—	—	—	—	X	—	—	—	—	—
67	Tobias Smith	12	1	X	X	X	X	X	X	RG	—	X	X	X	X	X
68	Templeton Hardy	2	0	X	—	—	—	—	X	—	—	—	—	—	—	—
69	Reggie Odom	11	0	X	X	—	X	X	X	X	X	X	X	X	—	X
70	J.C. Brignone	12	11	C	C	C	C	C	C	—	X	C	C	C	C	C
71	Sam Watts	12	0	X	X	X	X	X	X	X	X	X	X	X	—	X
72	John McMillan	13	0	X	X	X	X	X	X	X	X	X	X	X	X	X
73	Paul Thompson	0	0	—	—	—	—	—	—	—	—	—	—	—	—	—
74	Mark Melichar	13	1	X	X	X	X	X	X	X	RG	X	X	X	X	X
75	Blaine Clausell	0	0	—	—	—	—	—	—	—	—	—	—	—	—	—
76	Phillip Freeman	13	0	X	X	X	X	X	X	X	X	X	X	X	X	X
77	Sam Latham	0	0	—	—	—	—	—	—	—	—	—	—	—	—	—
78	Damien Robinson	0	0	—	—	—	—	—	—	—	—	—	—	—	—	—
79	Derek Sherrad	13	13	LT	LT	LT	LT	LT	LT	LT	LT	LT	LT	LT	LT	LT
80	Malcolm Johnson	0	0	—	—	—	—	—	—	—	—	—	—	—	—	—
81	Robert Johnson	0	0	—	—	—	—	—	—	—	—	—	—	—	—	—
82	Thomas Webb	5	0	—	—	X	X	X	X	—	—	—	—	—	—	X
83	Charles Bailey	1	0	X	—	—	—	—	—	—	—	—	—	—	—	—
84	Reed Gordon	0	0	—	—	—	—	—	—	—	—	—	—	—	—	—
85	Brandon Henderson	11	2	X	X	TE	—	—	X	TE	X	X	X	X	X	X
86	Michael Carr	9	0	X	—	X	—	X	—	—	X	X	X	X	X	X
87	Kenneth Baldrige	0	0	—	—	—	—	—	—	—	—	—	—	—	—	—
88	Kendrick Cook	11	0	X	—	X	X	X	X	X	X	—	X	X	X	X
89	Allen Tolbert	0	0	—	—	—	—	—	—	—	—	—	—	—	—	—
90	Pernell McPhee	13	13	DE	DE	DE	DE	DE	DE	DE	DE	DE	DE	DE	DE	DE
91	Rodney Prince	0	0	—	—	—	—	—	—	—	—	—	—	—	—	X
92	Kaleb Eulls	0	0	—	—	—	—	—	—	—	—	—	—	—	—	—
93	Jeffrey Howie	11	0	X	—	X	X	X	X	X	X	X	X	—	X	X
94	Fletcher Cox	12	11	DT	X	DT	DT	—	DT	DT	DT	DE	DE	DT	DT	DT
95	James Carmon	13	3	X	X	X	X	DT	X	X	X	DT	DT	X	X	X
96	Shane McCardell	8	0	—	—	—	—	—	X	X	X	X	X	X	X	X
97	Josh Boyd	13	13	DT	DT	DT	DT	DT	DT	DT	DT	DT	DT	DT	DT	DT
98	Curtis Virges	0	0	—	—	—	—	—	—	—	—	—	—	—	—	—
99	Sean Ferguson	13	7	X	X	X	X	DE	DE	DE	DE	X	X	DE	DE	DE





# 2010 STATISTICS

## TEAM GAME BY GAME STATISTICS

Game	Score	1st Downs		Rushing	Passing	Tot. Off.	Punts	Fumbles	Penalties	3rd	Time of
		Tot Ru-Pa-Pe	No-Yds-TD	C-A-I Yds TD	Pl-Yds	No-Yds	F-L	No-Yds	Dns	Poss.	
Memphis	7	9	3-5-1	21-41-0	20-32-2 196 1	53-237	9-438	0-0	8-88	2-15	28:44
<b>Mississippi State</b>	<b>49</b>	<b>28</b>	<b>9-16-3</b>	<b>41-197-2</b>	<b>20-25-1 372 5</b>	<b>66-569</b>	<b>4-158</b>	<b>1-0</b>	<b>3-30</b>	<b>5-10</b>	<b>31:16</b>
Auburn	17	21	14-7-0	46-190-0	12-21-1 158 2	67-348	4-157	2-1	4-35	6-14	31:48
<b>Mississippi State</b>	<b>14</b>	<b>16</b>	<b>7-8-1</b>	<b>33-117-2</b>	<b>16-35-1 129 0</b>	<b>68-246</b>	<b>7-291</b>	<b>2-1</b>	<b>2-25</b>	<b>5-15</b>	<b>28:12</b>
<b>Mississippi State</b>	<b>7</b>	<b>17</b>	<b>10-6-1</b>	<b>44-152-1</b>	<b>10-18-5 116 0</b>	<b>62-268</b>	<b>2-83</b>	<b>2-0</b>	<b>5-40</b>	<b>8-15</b>	<b>31:29</b>
LSU	29	16	10-5-1	39-167-2	10-16-0 97 0	55-264	1-39	1-1	5-35	6-12	28:31
Georgia	12	21	9-11-1	34-113-0	18-31-0 274 1	65-387	3-128	2-2	9-63	7-15	30:29
<b>Mississippi State</b>	<b>24</b>	<b>18</b>	<b>8-9-1</b>	<b>43-166-1</b>	<b>9-15-1 148 2</b>	<b>58-314</b>	<b>3-105</b>	<b>3-0</b>	<b>4-30</b>	<b>7-13</b>	<b>29:31</b>
Alcorn State	16	16	5-9-2	37-121-1	14-27-0 209 1	64-330	7-268	0-0	8-57	5-15	33:34
<b>Mississippi State</b>	<b>49</b>	<b>20</b>	<b>5-14-1</b>	<b>33-330-4</b>	<b>19-29-1 336 2</b>	<b>62-566</b>	<b>2-84</b>	<b>2-1</b>	<b>9-75</b>	<b>7-11</b>	<b>26:26</b>
<b>Mississippi State</b>	<b>47</b>	<b>28</b>	<b>20-8-0</b>	<b>57-409-5</b>	<b>12-23-0 129 0</b>	<b>80-538</b>	<b>3-122</b>	<b>0-0</b>	<b>8-60</b>	<b>8-15</b>	<b>39:02</b>
Houston	24	25	2-22-1	16-47-0	32-59-2 356 3	75-403	2-80	2-1	7-41	6-14	20:58
<b>Mississippi State</b>	<b>10</b>	<b>16</b>	<b>14-1-1</b>	<b>49-212-1</b>	<b>4-9-0 33 0</b>	<b>58-245</b>	<b>6-260</b>	<b>0-0</b>	<b>6-45</b>	<b>6-14</b>	<b>31:14</b>
Florida	7	20	9-10-1	35-151-1	24-39-1 210 0	74-361	4-188	1-1	6-60	6-16	28:46
UAB	24	24	7-13-4	33-118-2	23-45-0 236 1	78-354	6-214	3-3	6-65	7-16	26:54
<b>Mississippi State</b>	<b>29</b>	<b>18</b>	<b>12-5-1</b>	<b>53-271-1</b>	<b>8-19-1 107 1</b>	<b>72-378</b>	<b>5-183</b>	<b>0-0</b>	<b>11-78</b>	<b>7-18</b>	<b>33:06</b>
Kentucky	17	24	8-13-3	43-89-0	23-42-3 258 2	85-347	7-325	1-1	3-15	6-18	35:45
<b>Mississippi State</b>	<b>24</b>	<b>14</b>	<b>10-4-0</b>	<b>39-214-2</b>	<b>7-19-0 111 1</b>	<b>58-325</b>	<b>8-345</b>	<b>2-1</b>	<b>4-50</b>	<b>5-14</b>	<b>24:15</b>
<b>Mississippi State</b>	<b>10</b>	<b>17</b>	<b>10-7-0</b>	<b>49-149-0</b>	<b>12-23-2 150 1</b>	<b>72-299</b>	<b>7-297</b>	<b>0-0</b>	<b>7-49</b>	<b>9-18</b>	<b>31:16</b>
Alabama	30	19	9-10-0	36-175-1	14-23-1 277 2	59-452	4-153	2-1	4-24	4-12	28:44
Arkansas	38	21	8-12-1	35-183-2	17-26-1 305 3	61-488	3-118	2-2	8-49	4-11	22:36
<b>Mississippi State</b>	<b>31</b>	<b>32</b>	<b>19-11-2</b>	<b>70-262-4</b>	<b>20-30-0 224 0</b>	<b>100-486</b>	<b>4-171</b>	<b>3-3</b>	<b>3-29</b>	<b>9-20</b>	<b>37:24</b>
<b>Mississippi State</b>	<b>31</b>	<b>18</b>	<b>8-9-1</b>	<b>50-210-1</b>	<b>13-20-1 288 3</b>	<b>70-498</b>	<b>6-257</b>	<b>2-2</b>	<b>3-25</b>	<b>5-16</b>	<b>31:31</b>
Ole Miss	23	19	5-14-0	35-65-2	24-44-1 261 1	79-326	8-378	1-1	5-45	3-17	28:29
<b>Mississippi State</b>	<b>52</b>	<b>26</b>	<b>12-13-1</b>	<b>58-204-4</b>	<b>18-23-1 281 3</b>	<b>81-485</b>	<b>2-94</b>	<b>0-0</b>	<b>3-23</b>	<b>9-17</b>	<b>35:15</b>
Michigan	14	17	6-9-2	25-88-0	27-41-1 254 2	66-342	1-11	1-1	5-40	2-10	24:45

## MISCELLANEOUS TEAM STATISTICS IN THE RED ZONE (20 YARDS AND IN)\*

MSU SCORES/RED ZONE ENTRIES - 39-49 (79.6%)

Scores - 39

Touchdowns - 32 (Passing - 8, Rushing - 24), Field Goals - 7

Non-Scores - 10

Missed Field Goals - 2, Loss of Downs - 2, Punts - 0

Turnovers - 2 (Fumbles - 1, Interceptions - 1, Blocked Field Goal - 2)

End of half - 2; End of game - 0

OPPONENT SCORES/RED ZONE ENTRIES - 29-40 (72.5%)

Scores - 29

Touchdowns - 17 (Passing - 9, Rushing - 8), Field Goals - 12

Non-Scores - 11

Missed Field Goals - 2, Loss of Downs - 4, Punts - 0

Turnovers - 5 (Fumbles - 2, Interceptions - 1, Blocked Field Goal - 2)

End of half - 0; End of game - 0

\* - Offensive series only; does not include overtimes

## TURNOVERS

Takeaways - 27

Giveaways - 20

Difference - (+7)

Ratio Per Game: +0.54

Points Off TOs - MSU 65 (8 TD, 3 FG, 8 PAT[1], 0 PAT[2])

Opp. 42 (4 TD, 5 FG, 3 PAT[1], 0 PAT[2])

Points Off TOs/Game - MSU 5.0, Opp. 3.2

## KICKOFFS

Touchbacks - 4 (4/72, 5.6%)

Opp. Returns - 64, 1450 yards (Avg. Return — 22.7)

Fair Catches - 0 • Out of Bounds - 4

Onside Kicks - 1 (1 recovered)

## CONVERSIONS

### 3RD DOWN CONVERSIONS (BY QUARTER)

	1	2	3	4	OT	Total
MISSISSIPPI STATE	18-37	25-55	27-55	18-46	2-3	90-196
Pct.	.486	.455	.491	.391	.667	.459
Opponents	18-50	14-51	12-36	20-47	0-1	64-185
Pct.	.360	.275	.333	.426	.000	.346

### 3RD DOWN CONVERSIONS (BY DISTANCE)

3rd and:	1-3	4-6	7-10	11+	Total
MISSISSIPPI STATE	41-61	22-43	19-60	8-32	90-196
Pct.	.672	.512	.317	.250	.459
Opponents	23-42	16-36	19-69	6-38	64-185
Pct.	.548	.444	.275	.158	.346

### 4TH DOWN CONVERSIONS (BY QUARTER)

	1	2	3	4	OT	Total
MISSISSIPPI STATE	0-2	6-6	2-2	7-8	0-1	15-19
Pct.	.000	1.00	1.00	.833	.000	.789
Opponents	3-4	1-5	3-5	2-10	-	9-24
Pct.	.750	.200	.600	.200	-	.375



# 2010 STATISTICS



## RUSHING

Att.-Yds.-TD	#1 Bumphis	#2 Elliott	#14 Relf	#27 Perkins	#28 Ballard
MEMPHIS	0-0-0	11-39-0	7-20-0	8-57-0	7-60-2
AUBURN	3-27-0	4-14-0	14-26-0	3-10-0	5-13-1
at LSU	0-0-0	9-39-0	7-46-0	10-24-0	11-28-1
GEORGIA	1-(-2)-0	1-1-0	20-109-0	4-13-0	13-64-1
ALCORN STATE	4-38-0	3-10-0	3-(-2)-0	10-48-1	8-119-3
at Houston	1-4-0	11-43-0	14-96-1	12-78-1	14-134-3
at Florida	3-21-0	2-8-0	22-82-1	1-5-0	20-98-0
UAB	4-30-0	4-12-0	8-19-0	18-131-1	-
KENTUCKY	1-8-0	2-7-0	16-79-1	3-11-0	14-103-1
at Alabama	1-(-1)-0	6-12-0	13-7-0	8-44-0	19-80-0
ARKANSAS	1-6-0	1-0-0	31-103-1	1-7-0	33-150-3
at Ole Miss	0-0-0	0-0-0	12-66-0	13-98-0	22-43-1
vs. Michigan	-	6-36-0	15-30-1	9-40-0	22-76-3

## RECEIVING

Rec.-Yds.-TD	#1 Bumphis	#3 Heavens	#8 Smith	#9 Berry	#19 Clark	#28 Ballard	#32 Green	#85 Henderson
MEMPHIS	4-100-2	5-112-2	-	5-91-1	2-19-0	-	2-25-0	2-25-0
AUBURN	5-34-0	2-6-0	2-21-0	0-0-0	2-28-0	1-22-0	1-11-0	1-0-0
at LSU	3-21-0	2-27-0	1-8-0	0-0-0	3-48-0	-	-	0-0-0
GEORGIA	9-133-2	2-19-0	1-9-0	3-97-0	2-21-0	2-28-1	-	-
ALCORN STATE	9-133-2	2-19-0	2-28-0	3-97-0	2-21-0	0-0-0	-	-
at Houston	7-79-0	1-23-0	2-13-0	0-0-0	0-0-0	0-0-0	-	0-0-0
at Florida	1-30-0	0-0-0	0-0-0	-	1-4-0	1-(-5)-0	-	1-4-0
UAB	0-0-0	2-44-0	1-8-0	-	2-28-0	-	-	2-23-0
KENTUCKY	2-41-0	1-33-0	0-0-0	-	2-27-1	0-0-0	-	1-3-0
at Alabama	3-43-1	3-21-0	2-12-0	-	2-44-0	1-15-0	-	0-0-0
ARKANSAS	5-45-0	0-0-0	5-78-0	-	3-29-0	1-13-0	-	1-29-0
at Ole Miss	1-44-0	2-19-0	4-41-1	-	1-22-0	2-22-0	-	0-0-0
vs. Michigan	-	2-12-0	4-46-0	-	2-45-1	2-11-0	-	-

## PASSING

Cmp-Att-Int-Yds-TD	#14 Relf	#17 Russell
MEMPHIS	7-9-1-116-1	13-16-0-256-4
AUBURN	12-26-0-110-0	4-9-1-19-0
at LSU	5-8-2-35-0	5-10-3-81-0
GEORGIA	9-14-0-148-2	-
ALCORN STATE	11-15-0-209-2	8-14-1-127-0
at Houston	7-14-0-57-0	5-9-0-72-0
at Florida	4-9-0-33-0	0-0-0-0-0
UAB	8-19-0-107-1	-
KENTUCKY	7-17-0-111-1	0-2-0-0-0
at Alabama	8-16-1-70-0	4-7-1-80-1
ARKANSAS	20-30-0-224-0	-
at Ole Miss	13-20-1-288-3	-
vs. Michigan	18-23-1-281-3	0-0-0-0-0

## FIELD GOALS

Made, Missed	#37 Brauchle	#40 DePasquale
MEMPHIS	38	-
AUBURN	-	-
at LSU	-	-
GEORGIA	44	-
ALCORN STATE	-	33
at Houston	47, 31, 39	-
at Florida	31, 40	-
UAB	-	29,29,43,39,28
KENTUCKY	-	33
at Alabama	-	24
ARKANSAS	-	25
at Ole Miss	-	42, 47
vs. Michigan	-	42

## PUNTING

No.-Avg.-In 20	#38 Hutchins
MEMPHIS	4-39.5-2
AUBURN	7-41.6-3
at LSU	2-41.5-0
GEORGIA	3-35.0-2
ALCORN STATE	2-42.0-1
at Houston	3-40.7-1
at Florida	6-43.3-3
UAB	5-36.6-2
KENTUCKY	8-43.1-5
at Alabama	7-42.4-2
ARKANSAS	4-42.8-1
at Ole Miss	6-42.8-2
vs. Michigan	2-45.0-0

## GAME-BY-GAME TACKLES

TT-UT-AT-TFL-Sck.	#4 Mitchell	#5 Whitley	#13 Banks	#25 Broomfield	#34 Wright	#48 Gatling	#50 White	#90 McPhee	#94 Cox
MEMPHIS	9-6-3-0-0-0-0	3-2-1-0-0-0-0	3-1-2-0-0-0-0	1-0-1-0-0-0-0	1-0-1-0-0-0-0	1-1-0-0-0-0-0	6-4-2-2.5-0-0	3-2-1-0.5-0-0	0-0-0-0-0-0-0
AUBURN	5-3-2-0-0-0-0	6-4-2-0-0-0-0	4-3-1-1-0-1-0	3-2-1-0-0-0-0	10-6-4-0-0-0-0	6-3-3-0-0-0-0	11-6-5-1-0-2	6-2-4-1.5-0-0	5-3-2-1-0-1-0
at LSU	5-2-3-0-0-0-0	4-3-1-0-0-0-0	6-3-3-0-0-0-0	4-3-1-0-5-0-0	12-4-8-0-5-0-0	3-0-3-0-0-0-0	5-1-4-1-0-0-0	4-2-2-0.5-0-0	3-0-3-0-5-0-0
GEORGIA	10-7-3-1-0-0-0	4-3-1-0-0-0-0	3-0-3-0-0-0-0	4-0-4-0-0-0	7-5-2-0-5-0-5	4-1-3-0-0-0-0	7-3-4-0-5-0-0	3-0-3-0-0-0-0	5-1-4-1-5-0-5
ALCORN STATE	1-1-0-0-0-0-0	3-2-1-0-5-0-5	3-2-1-0-0-0-0	2-1-1-1-0-1-0	8-7-1-1-0-0-0	3-2-1-0-0-0-0	6-3-3-2.5-2-5	2-1-1-1-5-0-0	-
at Houston	13-5-8-0-5-0-0	5-4-1-0-0-0-0	2-2-0-0-0-0-0	4-1-3-0-0-0-0	4-0-4-0-5-0-0	2-0-2-0-0-0-0	11-4-7-0-0-0-0	3-1-2-1-0-0-0	1-0-1-0-0-0-0
at Florida	5-2-3-0-0-0-0	7-5-2-0-0-0-0	3-1-2-0-0-0-0	7-6-1-0-0-0-0	8-6-2-0-5-0-5	4-2-2-0-0-0-0	11-9-2-4.5-2-5	1-0-1-0-0-0-0	3-1-2-1-5-0-0
UAB	6-3-3-0-5-0-0	4-2-2-0-0-0-0	8-4-4-0-5-0-0	7-4-3-0-0-0-0	9-2-7-1-0-0-0	3-1-2-0-0-0-0	14-3-11-0-0-0-0	2-0-2-0-0-0-0	2-0-2-0-0-0-0
KENTUCKY	8-6-2-0-0-0-0	2-2-0-0-0-0-0	3-3-0-0-0-0-0	7-6-1-1-0-0-0	6-2-4-0-0-0-0	3-3-0-0-0-0-0	15-8-7-1-0-0-0	2-2-0-1-0-0-0	1-1-0-1-0-1-0
at Alabama	5-4-1-0-0-0-0	5-4-1-1-0-1-0	4-2-2-0-0-0-0	2-1-1-0-5-0-0	5-3-2-1-0-0-0	3-1-2-0-5-0-0	3-2-1-0-0-0-0	1-0-1-0-0-0-0	4-3-1-1-0-0-0
ARKANSAS	12-8-4-0-0-0-0	3-2-1-0-0-0-0	9-5-4-0-0-0-0	1-0-1-0-0-0-0	14-6-8-0-0-0-0	3-1-2-0-0-0-0	7-4-3-1-0-1-0	3-1-2-1-0-1-0	3-0-3-0-0-0-0
at Ole Miss	4-3-7-1-0-0-0	0-1-1-0-0-0-0	2-0-2-0-0-0-0	5-1-6-0-0-0-0	6-3-9-2-0-2-0	2-4-6-0-5-0-0	5-4-9-1-5-0-0	2-0-2-2-0-1-0	0-1-1-0-0-0-0
vs. Michigan	7-4-3-0-0-0-0	5-1-4-0-0-0-0	4-3-1-0-0-0-0	4-3-1-1-5-0-0	5-4-1-1-0-0-0	3-2-1-0-0-0-0	5-2-3-0-0-0-0	0-0-0-0-0-0-0	1-1-0-0-0-0-0





# 2010 STATISTICS

## 20-YARD PLUS PLAYS

Yards	Type	Player(s)	Opponent
*97	KR	Leon Berry	Alcorn State
81	Pass	L. Perkins from Chris Relf	Michigan
*75	Rush	Vick Ballard	Alcorn State
71	Rush	Chris Relf	Ole Miss
71	Pass	L. Perkins from Chris Relf	Ole Miss
58	Pass	Leon Berry from Chris Relf	Alcorn State
*57	Pass	Chad Bumphis from Tyler Russell	Memphis
*55	Pass	Leon Berry from Chris Relf	Memphis
55	Pass	Chad Bumphis from Chris Relf	Alcorn State
*54	Rush	Vick Ballard	Kentucky
54	Rush	Vick Ballard	Houston
*51	Rush	Vick Ballard	Memphis
51	Rush	L. Perkins	UAB
44	Pass	Chad Bumphis from Chris Relf	Ole Miss
40	Pass	Brandon Heavens from Chris Relf	UAB
38	Pass	Sam Williams from Tyler Russell	Alcorn State
*36	Pass	L. Perkins from Chris Relf	Ole Miss
35	Pass	Chad Bumphis from Chris Relf	Kentucky
35	PR	Chad Bumphis	Memphis
34	Rush	L. Perkins	Ole Miss
33	Pass	Arceto Clark from Tyler Russell	Alabama
*33	Pass	Arceto Clark from Chris Relf	Georgia
*33	Pass	L. Perkins from Chris Relf	Ole Miss
33	KR	L. Perkins	UAB
33	Pass	Chad Bumphis from Tyler Russell	Houston
33	Pass	Brandon Heavens from Chris Relf	Kentucky
32	KR	Chad Bumphis	Kentucky
32	KR	M. Langston	UAB
*31	Pass	Michael Carr from Chris Relf	Michigan
31	KR	Leon Berry	Auburn
31	KR	Leon Berry	Alcorn State
31	Rush	L. Perkins	UAB
30	Pass	Chad Bumphis from Chris Relf	Florida
30	Rush	L. Perkins	Alcorn State
29	Pass	Arceto Clark from Chris Relf	Michigan
29	Pass	B. Henderson from Chris Relf	Arkansas
29	KR	M. Langston	LSU
28	Pass	Brandon Heavens from Tyler Russell	Memphis
28	KR	M. Langston	UAB
28	KR	M. Langston	Houston
*27	Pass	Chad Bumphis from Tyler Russell	Alabama
*27	Pass	Brandon Heavens from Tyler Russell	Memphis
*27	INT	C. Broomfield	Houston
26	KR	L. Perkins	Memphis
26	Rush	Tyler Russell	Houston
25	KR	Leon Berry	Alcorn State
25	KR	Leon Berry	Auburn
25	Pass	Arceto Clark from Tyler Russell	LSU
25	KR	Leon Berry	Houston
*25	Pass	Chad Bumphis from Tyler Russell	Memphis
24	KR	M. Langston	UAB
24	Rush	Chad Bumphis	Alcorn State
24	KR	L. Perkins	Arkansas
24	Rush	Chris Relf	Houston
24	KR	Robert Elliott	Ole Miss
23	Pass	Brandon Heavens from Tyler Russell	Houston
23	KR	Leon Berry	Houston
*23	Rush	Chris Relf	Arkansas
23	Pass	Brandon Heavens from Tyler Russell	Memphis
23	KR	Leon Berry	Auburn
23	Pass	Leon Berry from Chris Relf	Alcorn State
23	KR	Chad Bumphis	Arkansas
23	KR	M. Langston	Kentucky
22	Pass	Arceto Clark from Chris Relf	Ole Miss
22	KR	Leon Berry	Memphis
22	Pass	Vick Ballard from Chris Relf	Auburn
22	Pass	Brandon Heavens from Chris Relf	LSU
22	KR	Michael Carr	Alabama
21	Pass	Chad Bumphis from Chris Relf	Arkansas
21	KR	Robert Elliott	Michigan
21	KR	L. Perkins	Alabama
21	Rush	Vick Ballard	Georgia
*21	Pass	Arceto Clark from Chris Relf	Kentucky
21	Pass	Michael Carr from Chris Relf	Michigan
21	Rush	Chad Bumphis	UAB
21	KR	L. Perkins	Arkansas
21	Pass	Chad Bumphis from Chris Relf	Georgia
21	Pass	Arceto Clark from Chris Relf	Auburn
20	KR	Chad Bumphis	LSU
20	KR	L. Perkins	Michigan
*20	Rush	L. Perkins	Houston

\* touchdown scored on play

## LONG PLAYS BY THE NUMBERS

Long Plays By Yards	No.	TD
100+	0	0
90-99	1	1
80-89	1	0
70-79	3	1
60-69	0	0
50-59	8	4
40-49	2	0
30-39	19	4
20-29	58	8

Long Plays By Type	No.	TD
Rushing	21	5
Passing	38	11
Punt returns	2	0
Kick returns	30	1
Interceptions	1	1
Fumble returns	0	0
Other	0	0
<b>TOTAL</b>	<b>92</b>	<b>18</b>

## 20-YARD PLUS BY PLAYER

Player	No.	TD	R	P	KR	PR	IR	FR
L. Perkins	19	3	7	4	8	0	0	0
Chad Bumphis	18	3	2	11	3	2	0	0
Leon Berry	12	2	0	3	9	0	0	0
Brandon Heavens	8	2	0	8	0	0	0	0
Arceto Clark	7	2	0	7	0	0	0	0
Vick Ballard	6	3	5	1	0	0	0	0
M. Langston	6	0	0	0	6	0	0	0
Michael Carr	5	1	1	2	2	0	0	0
Chris Relf	5	1	5	0	0	0	0	0
Robert Elliott	2	0	0	0	2	0	0	0
C. Broomfield	1	1	0	0	0	0	1	0
B. Henderson	1	0	0	1	0	0	0	0
Tyler Russell	1	0	1	0	0	0	0	0
Sam Williams	1	0	0	1	0	0	0	0
<b>TOTAL</b>	<b>92</b>	<b>18</b>	<b>21</b>	<b>38</b>	<b>30</b>	<b>2</b>	<b>1</b>	<b>0</b>

## LONGEST PLAYS OF THE YEAR

### LONGEST PLAYS OF THE YEAR

#### RUSHING

75 Vick Ballard vs Alcorn State (10/2/2010)

#### RUSHING TOUCHDOWN

75 Vick Ballard vs Alcorn State (10/2/2010)

#### PASSING

81 LaDarius Perkins from Chris Relf vs Michigan (1/1/2011)

#### PASSING TOUCHDOWN

57 Chad Bumphis from Tyler Russell vs Memphis (9/4/2010)

#### PUNT RETURN

35 Chad Bumphis vs Memphis (9/4/2010)

#### KICK RETURN

97 Leon Berry vs Alcorn State (10/2/2010)

#### INTERCEPTION RETURN

27 C. Broomfield vs Houston (10/9/2010)

#### FUMBLE RETURN

5 Damein Anderson vs LSU (9/18/2010)

#### PUNT

63 Heath Hutchins vs Kentucky (10/30/2010)

#### FIELD GOAL

47 Sean Brauchle vs Houston (10/9/2010)





## THE LAST TIME MISSISSIPPI STATE...

### RUSHING

Had 400+ yards rushing: ..... vs. Houston, 2010 (409)  
 Had 300+ yards rushing: ..... vs. Houston, 2010 (409)  
 Had 250+ yards rushing: ..... vs. Arkansas, 2010 (262)  
 Had 200+ yards rushing: ..... vs. Michigan, 2011 (204)  
 Had 70+ rushing attempts: ..... vs. Arkansas, 2010 (70)  
 Had 60+ rushing attempts: ..... vs. Arkansas, 2010 (70)  
 Had 50+ rushing attempts: ..... vs. Michigan, 2011 (204)  
 Had seven+ rushing TDs: ..... vs. Middle Tennessee, 2000 (7)  
 Had six+ rushing TDs: ..... vs. Middle Tennessee, 2000 (7)  
 Had five+ rushing TDs: ..... vs. Houston, 2010 (5)  
 Had four+ rushing TDs: ..... vs. Michigan, 2011 (4)  
 Had three+ rushing TDs: ..... vs. Michigan, 2011 (4)  
 Had two+ players with 100 yards rushing: ..... vs. Arkansas, 2010 (Vick Ballard 150, Chris Relf 103)  
 Had three+ players with 100 yards rushing: ..... vs. NE Louisiana, 1996 (Tony Buckhalter 119, Nakia Greer 110, Robert Isaac 103)

### PASSING

Had 450+ yards passing: ..... vs. Tulane, 1994 (466)  
 Had 400+ yards passing: ..... vs. Arkansas, 2007 (421)  
 Had 300+ yards passing: ..... vs. Alcorn State, 2010 (336)  
 Had 200+ yards passing: ..... vs. Michigan, 2011 (281)  
 Had 40+ pass attempts: ..... vs. LSU, 2009 (40)  
 Had 30+ pass attempts: ..... vs. Arkansas, 2010 (30)  
 Had 25+ pass completions: ..... vs. Kentucky, 2008 (26)  
 Had 20+ pass completions: ..... vs. Arkansas, 2010 (20)  
 Had five passing TDs: ..... vs. Memphis, 2010 (5)  
 Had four passing TDs: ..... vs. Memphis, 2010 (5)  
 Had three+ passing TDs: ..... vs. Michigan, 2011 (3)  
 Had four+ passes intercepted: ..... vs. LSU, 2010 (5)  
 Had three passes intercepted: ..... vs. LSU, 2010 (5)

### RECEIVING

Had two players with 100 yards receiving: vs. Memphis, 2010 (Brandon Heavens 112 & Chad Bumphis 100)  
 Had 10+ different receivers catch a pass ..... vs. Middle Tennessee, 2008 (10)  
 Had eight+ different receivers catch a pass ..... vs. Arkansas, 2010 (9)

### COMBINATION OFFENSE

Had one 300-yard passer and one 100-yard rusher in a game: ..... vs. Brigham Young, 2001 (Kevin Fant 346 pass & Dizenzo Miller 119 rush)  
 Had one 100-yard receiver and one 100-yard rusher in a game: ..... vs. Alcorn State, 2010 (Chad Bumphis 133 receiving & Vick Ballard 119 rushing)

### TOTAL OFFENSE

Had 550+ yards total offense: ..... vs. Alcorn State, 2010 (566)  
 Had 500+ yards total offense: ..... vs. Houston, 2010 (538)  
 Had 400+ yards total offense: ..... vs. Michigan, 2011 (485)  
 Had 85+ plays total offense: ..... vs. Arkansas, 2010 (100)  
 Had 80+ plays total offense: ..... vs. Michigan, 2011 (81)  
 Had 75+ plays total offense: ..... vs. Michigan, 2011 (81)

### SCORING

Scored 60+ points: ..... vs. Middle Tennessee, 2000 (61)  
 Scored 50+ points: ..... vs. Michigan, 2011 (52)  
 Scored 40+ points: ..... vs. Michigan, 2011 (52)  
 Scored 30+ points: ..... vs. Michigan, 2011 (52)  
 Allowed 60+ points: ..... vs. South Carolina, 1995 (65)  
 Allowed 50+ points: ..... vs. LSU, 2004 (51)  
 Allowed 40+ points: ..... vs. Arkansas, 2009 (42)  
 Allowed 30+ points: ..... vs. Arkansas, 2010 (38)  
 Was held scoreless: ..... vs. Ole Miss, 2008 (0-45)  
 Was held scoreless at Scott Field: ..... vs. LSU, 2007 (0-45)  
 Was held scoreless on the road: ..... at Ole Miss, 2008 (0-45)  
 Was held scoreless at a non-campus site: ..... vs. Florida, 1989 (21-0 in Tampa, Fla.)  
 Held opponent scoreless: ..... vs. South Carolina, 1999 (17-0)  
 Held opponent scoreless at Scott Field: ..... vs. South Carolina, 1999 (17-0)  
 Held opponent scoreless on the road: ..... vs. South Carolina, 1998 (38-0)  
 Held opponent scoreless at neutral site: ..... vs. Kansas, 1981 Hall of Fame Bowl (10-0)  
 Held opponent without a touchdown: ..... vs. Middle Tennessee, 2009 (27-6)  
 Held two opponents scoreless in one season: ..... 1998  
 Held three opponents scoreless in one season: ..... 1963  
 Held an SEC opponent scoreless: ..... vs. South Carolina, 1999 (17-0)  
 Held two SEC opponents scoreless in one season: ..... 1998  
 Scored a two-point conversion passing: ..... vs. Tennessee, 2003 (Brent Smith to Nick Signaigo)  
 Scored a two-point conversion rushing: ..... vs. Tulane, 2006 (Omarr Conner rush)  
 Attempted a 2-point conversion: ..... vs. Florida, 2009 (rush failed)

### TURNOVERS

Committed eight+ turnovers: ..... vs. Arkansas, 2003 (8)  
 Committed seven+ turnovers: ..... vs. LSU, 2007 (7)  
 Had five+ fumbles: ..... vs. Georgia Tech, 2009 (5)  
 Lost four+ fumbles: ..... vs. Georgia Tech, 2009 (4)  
 Lost three fumbles: ..... vs. Arkansas, 2010 (3)  
 Did not commit a turnover: ..... vs. Michigan, 2011  
 Did not cause a turnover: ..... vs. Alcorn State, 2010  
 Recorded six+ takeaways: ..... vs. Kentucky, 2007 (6)  
 Recorded five+ takeaways: ..... vs. Jackson State, 2009 (5)  
 Returned three+ interceptions for TDs: ..... vs. Arkansas State, 1994  
 ..... (Walt Harris - 41; Jimmy Lipscomb - 28; Dwayne Curry - 29)  
 Returned two+ interceptions for TDs: ..... vs. Florida, 2009 (Johnthan Banks - 100, 20)  
 Returned one interception for a TD: ..... vs. Houston, 2010 (Corey Broomfield - 27)  
 Returned a fumble for a TD: ..... vs. Tulane, 2006 (Marcus Washington - 9)  
 Two players had 2+ interceptions ..... vs. Middle Tennessee, 2009 (Corey Broomfield 2, Johnthan Banks 2)

### DEFENSE

Held opponent to 10 or fewer first downs: ..... vs. Memphis, 2010 (9)  
 Held opponent to 0 or fewer yards rushing: ..... vs. Florida, 2000 (-78 yds, 22 att.)  
 Held opponent to 25 or fewer yards rushing: ..... vs. Kentucky, 2001 (2 yds, 17 att.)  
 Held opponent to 50 or fewer yards rushing: ..... vs. Houston, 2010 (47 yds, 16 att.)  
 Held opponent to 50 or fewer yards passing: ..... vs. ETSU, 1998 (27)  
 Held opponent to 100 or fewer yards rushing: ..... vs. Michigan, 2011 (88 yds, 25 att.)  
 Held opponent to 100 or fewer yards passing: ..... vs. LSU, 2010 (97)  
 Held opponent to 200 or fewer yards total offense: ..... vs. Vanderbilt, 2009 (157)  
 Held opponent to 250 or fewer yards total offense: ..... vs. Memphis, 2010 (237)  
 Held opponent to 300 or fewer yards total offense: ..... vs. Georgia, 2010 (274)  
 Intercepted five+ passes: ..... vs. Memphis, 2002 (5)  
 Intercepted four+ passes: ..... vs. Middle Tennessee, 2009 (4)  
 Intercepted three+ passes: ..... vs. Kentucky, 2010 (3)  
 Scored a safety: ..... vs. Houston, 2010 (team)  
 Scored two+ safeties: ..... vs. Florida, 2000 (2)  
 Recorded nine+ sacks: ..... vs. Ole Miss, 1996 (9.0)  
 Recorded eight+ sacks: ..... vs. Oklahoma State, 1999 (8.0)  
 Recorded six+ sacks: ..... vs. Florida, 2000 (7.0)  
 Recorded five+ sacks: ..... vs. Southeastern Louisiana, 2008 (5.0)  
 Recorded four+ sacks: ..... vs. Kentucky, 2010 (4.0)  
 Did not record a sack: ..... vs. Michigan, 2011  
 Had three players record 10+ tackles: ..... vs. Georgia Tech, 2009 (K.J. Wright, P. McPhee, J. Chaney)  
 Had two players record 10+ tackles: ..... vs. Arkansas, 2010 (K.J. Wright, Charles Mitchell)

### SPECIAL TEAMS

Returned a punt for a TD: ..... vs. Ole Miss, 2007 (Derek Pegues - 75)  
 Returned a blocked punt for a TD: ..... vs. Auburn, 2009 (Robert Elliott - 10)  
 Returned a kickoff for a TD: ..... vs. Alcorn State, 2010 (Leon Berry - 97)  
 Blocked one punt: ..... vs. Auburn, 2009 (Patrick Hanrahan)  
 Blocked two punts: ..... vs. LSU, 1999 (Robert Bean, Eugene Clinton, Rob Knight)  
 Blocked three punts: ..... vs. LSU, 1999 (Robert Bean, Eugene Clinton, Rob Knight)  
 Punted 10+ times: ..... vs. Ole Miss, 2008 (10)  
 Did not punt: ..... vs. Georgia Tech, 2009  
 Blocked a field goal ..... vs. Auburn, 2010  
 Had a punt blocked: ..... vs. Alabama, 2008 (Kareem Jackson)  
 Had a field goal blocked: ..... vs. Houston, 2010 (Sean Brauchle 39 yard attempt)  
 Blocked a PAT kick: ..... vs. Ole Miss, 2010 (Fletcher Cox)  
 Scored on a blocked PAT kick: ..... vs. Texas A&M, 2000 (Julius Griffith)  
 Missed a kicking PAT: ..... vs. UAB, 2007  
 Had a kicking PAT blocked: ..... vs. Kentucky, 2008  
 Recovered an onside kick ..... Auburn, 2010

### MISCELLANEOUS

Had 30+ first downs: ..... vs. Arkansas, 2010 (32)  
 Had 20+ first downs: ..... vs. Michigan, 2011 (26)  
 Had 20+ penalties: ..... vs. Clemson, 1999 (21)  
 Had 10+ penalties: ..... vs. UAB, 2010 (11)  
 Had 100+ yards in penalties: ..... vs. Gardner-Webb, 2007 (102)  
 Had 35 minutes+ of possession time: ..... vs. Michigan, 2011 (35:15)  
 Was involved in a tie game: ..... vs. Arkansas, 1993 (13-13)  
 Was involved in an overtime game: ..... vs. Arkansas, 2010 (lost 38-31)





# 2010 STATISTICS

## THE LAST TIME A MISSISSIPPI STATE PLAYER...

### RUSHING

Rushed 40+ times:	Michael Davis vs. Ole Miss, 1993 (40)
Rushed 35+ times:	James Johnson vs. Alabama, 1998 (36)
Rushed 30+ times:	Vick Ballard vs. Arkansas, 2010 (33)
Rushed 25+ times:	Vick Ballard vs. Arkansas, 2010 (33)
Rushed for 250+ yards:	Anthony Dixon vs. Kentucky, 2009 (252)
Rushed for 200+ yards:	Anthony Dixon vs. Kentucky, 2009 (252)
Rushed for 175+ yards:	Anthony Dixon vs. Arkansas, 2009 (176)
Rushed for 150+ yards:	Vick Ballard vs. Arkansas, 2010 (150)
Rushed for 125+ yards:	Vick Ballard vs. Arkansas, 2010 (150)
Rushed for 100+ yards:	Vick Ballard vs. Arkansas, 2010 (150)
Rushed for 100+ yards (quarterback):	Chris Relf vs. Arkansas, 2010 (103)
Rushed for four+ touchdowns:	James Johnson vs. Central Florida, 1997 (4)
Rushed for three+ touchdowns:	Vick Ballard vs. Michigan, 2011 (3)
Rushed for two+ touchdowns:	Vick Ballard vs. Michigan, 2011 (3)
Had a run of 80+ yards:	James Johnson vs. Alabama, 1997 (83)
Had a run of 70+ yards:	Chris Relf vs. Ole Miss, 2010 (71)
Had a run of 60+ yards:	Chris Relf vs. Ole Miss, 2010 (71)
Had a run of 50+ yards:	Chris Relf vs. Ole Miss, 2010 (71)

### PASSING

Passed for 450+ yards:	Derrick Taite vs. Tulane, 1994 (466)
Passed for 400+ yards:	Wesley Carroll vs. Arkansas, 2007 (421)
Passed for 300+ yards:	Wesley Carroll vs. Arkansas, 2007 (421)
Passed for 200+ yards:	Chris Relf vs. Michigan, 2011 (281)
Attempted 45+ passes:	Wesley Carroll vs. Arkansas, 2007 (51)
Attempted 35+ passes:	Tyson Lee vs. LSU, 2009 (38)
Completed 20+ passes:	Chris Relf vs. Arkansas, 2010 (20)
Threw four+ touchdown passes:	Tyler Russell vs. Memphis, 2010 (4)
Threw three+ touchdown passes:	Chris Relf vs. Michigan, 2011 (3)
Threw five+ interceptions:	Michael Henig vs. LSU, 2007 (6)
Threw four+ interceptions:	Wesley Carroll vs. Arkansas, 2007 (4)
Threw three+ interceptions:	Tyler Russell vs. LSU, 2010 (3)
Completed pass for 90+ yards:	Kevin Fant to Terrell Grindle vs. Kentucky, 2002 (91)
Completed pass for 80+ yards:	Chris Relf to LaDarius Perkins vs. Michigan, 2011 (81)
Completed pass for 70+ yards:	Chris Relf to LaDarius Perkins vs. Michigan, 2011 (81)
Completed pass for 60+ yards:	Chris Relf to LaDarius Perkins vs. Michigan, 2011 (81)
Completed pass for 50+ yards:	Chris Relf to LaDarius Perkins vs. Michigan, 2011 (81)

### RECEIVING

Caught 15+ passes:	Eric Moulds vs. Tennessee, 1995 (15)
Caught 10+ passes:	Brandon McRae vs. Georgia Tech, 2008 (10)
Caught seven+ passes:	Chad Bumphis vs. Houston, 2010 (7)
Had 200+ yards receiving:	Jamaye Smith vs. Arkansas, 2007 (208)
Had 175+ yards receiving:	Jamaye Smith vs. Arkansas, 2007 (208)
Had 150+ yards receiving:	Jamaye Smith vs. Arkansas, 2007 (208)
Had 100+ yards receiving:	LaDarius Perkins vs. Ole Miss, 2010 (140)
Caught three+ TD passes:	Sammy Milner vs. Florida, 1969 (3)
Caught two+ TD passes:	LaDarius Perkins vs. Ole Miss, 2010 (2)

### TOTAL OFFENSE

Had 450+ yards total offense:	Derrick Taite vs. Tulane, 1994 (468)
Had 400+ yards total offense:	Wesley Carroll vs. Arkansas, 2007 (441)
Had 350 yards+ total offense:	Chris Relf vs. Ole Miss, 2010 (354)
Had 300 yards+ total offense:	Chris Relf vs. Michigan, 2011 (311)
Had 100 yards both passing and rushing:	Chris Relf vs. Arkansas, 2010 (103r/224p)

### SCORING

Accounted for four+ touchdowns:	Chris Relf vs. Michigan, 2011 (3 pass, 1 rush)
Accounted for three+ touchdowns:	Chris Relf vs. Michigan, 2011 (3 pass, 1 rush)
Scored four+ touchdowns:	Jerious Norwood vs. Ole Miss, 2005 (3 rush, 1 rec.)
Scored three+ touchdowns:	Vick Ballard vs. Michigan, 2011 (3 rush)
Scored two+ touchdowns:	Vick Ballard vs. Michigan, 2011 (3 rush)
Scored two+ non-offensive TDs:	Johnthan Banks (2 IR) vs. Florida, 2009

### DEFENSE

Intercepted three+ passes:	Jeramie Johnson vs. Ole Miss, 2005 (3)
Intercepted two+ passes:	Corey Broomfield vs. Houston, 2010 (2)
Recovered three+ fumbles:	Chris Corroero vs. Memphis State, 1987 (3)
Recovered two+ fumbles:	Kamau Jackson vs. Tennessee, 2002 (2)
Forced two+ fumbles:	Demario Bobo vs. Gardner-Webb, 2007 (2)
Recorded five+ sacks:	Greg Favors vs. Ole Miss, 1996 (5.5)
Recorded three+ sacks:	Willie Evans vs. Tulane, 2005 (3.0)
Recorded two+ sacks:	K.J. Wright vs. Ole Miss, 2010 (2.0)
Recorded five+ tackles for loss:	Deljuan Robinson vs. Auburn, 2006 (5.0)
Recorded 20+ tackles:	Mario Haggan vs. Arkansas, 2000 (20)

Recorded 10+ tackles:	K.J. Wright, vs. Arkansas, 2010 (14)
Recorded 10+ tackles in back-to-back games:	Chris White vs. four straight (2010)

### SPECIAL TEAMS

Scored 10+ points kicking:	Derek DePasquale vs. Michigan, 2011 (10)
Kicked five+ field goals:	Brian Hazelwood vs. Arkansas, 1998 (5)
Kicked four+ field goals:	Brian Hazelwood vs. Arkansas, 1998 (5)
Kicked two field goals of 50+ yards:	Brian Hazelwood vs. Memphis, 1997 (51, 53)
Kicked one field goal of 50+ yards:	Brent Smith vs. Tennessee, 2002 (53)
Kicked a punt of 70+ yards:	Blake McAdams vs. Kentucky, 2008 (72)
Kicked a punt of 60+ yards:	Heath Hutchins vs. Kentucky, 2010 (63)
Punted 10+ times:	Blake McAdams vs. Ole Miss, 2008 (12)
Totalled 175+ kick return yards:	Leon Berry vs. Florida, 2009 (184, 7 ret.)
Totalled 150+ kick return yards:	Leon Berry vs. Alcorn State, 2010 (153, 4 ret.)
Totalled 100+ kick return yards:	Leon Berry vs. Alcorn State, 2010 (153, 4 ret.)
Totalled 50+ punt return yards:	Leon Berry vs. Vanderbilt, 2009 (53, 4 ret.)







## THE LAST TIME AN OPPONENT...

### RUSHING

Had 400+ yards rushing:	Georgia Tech, 2008 (438)
Had 300+ yards rushing:	Auburn, 2009 (390)
Had 200+ yards rushing:	Alabama, 2009 (252)
Had 70+ rushing attempts:	Oklahoma State, 1998 (71)
Had 60+ rushing attempts:	Ole Miss, 2004 (62)
Had 50+ rushing attempts:	Georgia Tech, 2009 (54)
Had six+ rushing TDs:	Auburn, 2003 (6)
Had four+ rushing TDs:	Georgia Tech, 2009 (4)
Had two players with 100 yds rushing:	Auburn, 2009 (B. Tate 147 & O. McCalebb 114)

### PASSING

Had 400+ yards passing:	Houston, 2009 (434)
Had 300+ yards passing:	Arkansas, 2010 (305)
Had 200+ yards passing:	Michigan, 2011 (254)
Had 60+ pass attempts:	Memphis, 2003 (61)
Had 50+ pass attempts:	Houston, 2010 (59)
Had 40+ pass attempts:	Michigan, 2011 (41)
Had 30+ pass attempts:	Michigan, 2011 (41)
Had 40+ pass completions:	Kentucky, 1997 (40)
Had 30+ pass completions:	Houston, 2010 (32)
Had 25+ pass completions:	Michigan, 2011 (27)
Had 20+ pass completions:	Michigan, 2011 (27)
Had five+ passing TDs:	Arkansas, 2009 (5)
Had four+ passing TDs:	Arkansas, 2009 (5)
Had three+ passing TDs:	Arkansas, 2010 (3)

### RECEIVING

Had two players with 100 yards receiving in a game:	Tulane, 2003 (Roydell Williams 114 & Chris Bush 107)
Had four+ players catch five+ passes:	Houston, 2009 (4)
Had three+ players catch five+ passes:	Houston, 2009 (4)
Had 12+ players catch a pass:	Georgia, 2005 (12)
Had eight+ different receivers catch a pass:	Michigan, 2011 (8)

### TOTAL OFFENSE

Had 650+ yards total offense:	South Carolina, 1995 (652)
Had 600+ yards total offense:	Florida, 2001 (640)
Had 550+ yards total offense:	Houston, 2009 (553)
Had 500+ yards total offense:	Houston, 2009 (553)
Had 400+ yards total offense:	Arkansas, 2010 (488)
Had 80+ plays total offense:	Kentucky, 2010 (85)
Had 75+ plays total offense:	Ole Miss, 2010 (79)

## THE LAST TIME AN OPPONENT...

### SCORING

Scored 60+ points:	South Carolina, 1995 (65)
Scored 50+ points:	LSU, 2004 (51)
Scored 40+ points:	Arkansas, 2009 (42)
Scored 30+ points:	Arkansas, 2010 (38)
Scored a two-point conversion rushing:	Auburn, 2004
Scored a two-point conversion passing:	Troy State, 2002
Failed on a two-point conversion attempt:	Georgia, 2010

### TURNOVERS

Had five+ fumbles:	LSU, 2004 (5)
Had four+ fumbles lost:	LSU, 2004 (4)
Committed five+ turnovers:	Jackson State, 2009 (5)
Did not commit a turnover:	Alcorn State, 2010
Intercepted five+ MSU passes:	LSU, 2010 (5)
Intercepted four+ MSU passes:	LSU, 2010 (5)
Intercepted three+ MSU passes:	LSU, 2010 (5)
Returned an interception for a TD:	Florida, 2009 (Dustin Doe - 23)
Returned a fumble for a TD:	Georgia Tech, 2009 (Jerrard Tarrant- 40)

### DEFENSE

Held MSU to 10 or fewer first downs:	Ole Miss, 2008 (10)
Recorded 10+ sacks:	Ole Miss, 2008 (11)
Recorded seven+ sacks:	Ole Miss, 2008 (11)
Scored a safety:	Alabama, 2008
Scored two safeties:	Florida, 2005
Held MSU to 25 or fewer yards rushing:	Ole Miss, 2008 (-51)
Held MSU to 100 or fewer yards passing:	Florida, 2010 (33)
Held MSU to 50 or fewer yards passing:	Florida, 2010 (33)
Held MSU to 300 or less yards total offense:	Alabama, 2010 (299)
Held MSU to 200 or less yards total offense:	Ole Miss, 2008 (37)
Held MSU to 100 or fewer yards both rushing & passing:	Ole Miss, 2008 (-51/88p)

### SPECIAL TEAMS

Returned a punt for a TD:	LSU, 2009 (Chad Jones - 93)
Returned a blocked punt for a TD:	Florida, 2005 (Terrence Holmes)
Returned a kickoff for a TD:	Arkansas, 2006 (Darren McFadden - 92)
Punted 10+ times:	Vanderbilt, 2009 (11)
Did not punt:	Ole Miss, 2010
Missed a kicking PAT:	Alcorn State, 2010
Missed two kicking PATs:	Tulane, 2006
Blocked a field goal:	Houston, 2010
Blocked a punt:	Florida, 2009

### MISCELLANEOUS

Had 30+ first downs:	Houston, 2009 (31)
Had 10+ penalties:	Jackson State, 2009 (15)
Had 100+ yards in penalties:	West Virginia, 2006 (132)
Had 35 minutes+ of possession time:	Kentucky, 2010 (35:45)
Had two 100-yard rushers and one 100-yard receiver:	Auburn, 2009 (B. Tate 157 rush, O. McCalebb 114 rush, D. Adams 116 rec.)
Had one 100-yard rusher and one 100-yard receiver:	Arkansas, 2010 (K. Davis 187 rush, J. Wright 105 rec.)

## THE LAST TIME AN OPPOSING PLAYER...

### INDIVIDUAL RUSHING

Rushed 40+ times:	Deuce McAllister (Ole Miss), 1998 (40)
Rushed 35+ times:	Kevin Smith (UCF), 2007 (35)
Rushed for 200+ yards:	Kenneth Darby (Alabama), 2004 (200)
Rushed for 175+ yards:	Knile Davis (Arkansas), 2010 (187)
Rushed for 150+ yards:	Knile Davis (Arkansas), 2010 (187)
Rushed for 125+ yards:	Knile Davis (Arkansas), 2010 (187)
Rushed for 100+ yards:	Knile Davis (Arkansas), 2010 (187)
Rushed for five+ touchdowns:	Carnell Williams (Auburn), 2003 (6)
Rushed for four+ touchdowns:	Carnell Williams (Auburn), 2003 (6)
Had a run of 80+ yards:	Jonathan Dwyer (Georgia Tech), 2008 (88)
Had a run of 70+ yards:	Brandon Bridge (Alcorn State), 2010 (78)
Had a run of 60+ yards:	Knile Davis (Arkansas), 2010 (62)
Had a run of 50+ yards:	Knile Davis (Arkansas), 2010 (62)

### INDIVIDUAL PASSING

Passed for 450+ yards:	Steve Taneyhill (South Carolina), 1995 (473)
Passed for 400+ yards:	Case Keenum (Houston), 2009 (434)
Passed for 300+ yards:	Ryan Mallett (Arkansas), 2010 (305)
Attempted 60+ passes:	Danny Wimprine (Memphis), 2003 (60)
Attempted 50+ passes:	David Piland (Houston), 2010 (57)
Completed 30+ passes:	David Piland (Houston), 2010 (30)
Completed 20+ passes:	Denard Robinson (Michigan), 2011 (27)
Threw five+ touchdown passes:	Ryan Mallett (Arkansas), 2009 (5)
Threw four+ touchdown passes:	Ryan Mallett (Arkansas), 2009 (5)
Completed a pass for 80+ yards:	Ryan Mallett to Jarius Wright (Arkansas), 2010 (89)
Completed a pass for 70+ yards:	Ryan Mallett to Jarius Wright (Arkansas), 2010 (89)

### INDIVIDUAL RECEIVING

Caught 10+ passes:	Randall Cobb (Kentucky), 2010 (12)
Caught seven+ passes:	Roy Roundtree & Darryl Stonum (Michigan), 2011 (9&7)
Had 150+ yards receiving:	Randall Cobb (Kentucky), 2010 (171)
Had 100+ yards receiving:	Jarius Wright (Arkansas), 2010 (105)
Caught three+ TD passes:	Chris Hannon (Tennessee), 2003 (3)
Caught two+ TD passes:	Hamilton, Cobi (Houston), 2009 (2)

### INDIVIDUAL TOTAL OFFENSE

Had 500+ yards total offense:	Steve Taneyhill (South Carolina), 1995 (512)
Had 400+ yards total offense:	Case Keenum (Houston), 2009 (447)
Had 100 yards both passing and rushing:	Terrence Jones (Tulane, 1986), (119r/221p)

### INDIVIDUAL SCORING

Accounted for six+ touchdowns:	Carnell Williams (Auburn), 2003 (6 rush)
Accounted for five+ touchdowns:	Ryan Mallett (Arkansas), 2009 (5 pass)
Accounted for four+ touchdowns:	Ryan Mallett (Arkansas), 2009 (5 pass)
Scored four+ touchdowns:	Carnell Williams (Auburn), 2003 (6 rush)
Scored three+ touchdowns:	Kodi Burns (Auburn), 2009 (3 rush)

### INDIVIDUAL DEFENSE

Intercepted three+ passes:	Craig Steltz (LSU), 2007 (3)
Intercepted two+ passes:	Robert Lester (Alabama), 2010 (2)
Recorded three+ sacks:	Jake Bequette (Arkansas), 2009 (3, 22)
Recorded two+ sacks:	Damion Square (Alabama), 2010 (3, 22)

### SPECIAL TEAMS

Scored 10+ points kicking:	Josh Jasper (LSU), 2010 (17)
Kicked five+ field goals:	Josh Jasper (LSU), 2010 (5)
Kicked four field goals:	Josh Jasper (LSU), 2010 (5)





# ALL-TIME RESULTS

## 1895 (0-2)

0-0 H • 0-2 A • 0-0 N		W.M. Matthews	
11/16	at Union	0-21	L
12/7	at Memphis Athletic Club	0-16	L

## 1896 (0-4)

0-1 H • 0-3 A • 0-0 N		J.B. Hildebrand	
10/10	UNION	0-8	L
10/24	at Alabama	0-20	L
11/20	at LSU [Fri.]	0-52	L
11/21	at New Orleans Athletic Club	0-55	L

## 1901 (2-2-1)

1-0 H • 1-2-1 A • 0-0 N		L.B. Harvey	
10/26	at Christian Brothers	0-0	T
10/28	MISSISSIPPI [Mon.]	17-0	W
11/2	at Meridian Athletic Club	11-5	W
11/19	at Tulane [Tue.]	6-24	L
11/26	at Alabama [Tue.]	0-45	L

## 1902 (1-4-1)

0-3 H • 1-1-1 A • 0-0 N		L. Gwinn	
10/17	CUMBERLAND [Fri.]	6-15	L
10/25	MISSISSIPPI	0-21	L
11/1	at Tulane	11-11	T
11/8	at Alabama	0-27	L
11/15	at Howard	26-0	W
11/27	LSU [Thu.]	0-6	L

## 1903 (3-0-2)

1-0 H • 1-0-2 A • 1-0 N		Dan Martin	
10/16	Alabama (@ Columbus) [Fri.]	11-0	W
10/24	at Meridian Athletic Club	43-0	W
11/7	LSU	11-0	W
11/14	at Ole Miss	6-6	T
12/5	at Tulane	0-0	T

## 1904 (2-5)

2-1 H • 0-1 A • 0-3 N		Dan Martin	
10/1	Vanderbilt (@ Columbus)	0-30	L
10/15	Alabama (@ Columbus)	0-6	L
10/22	Ole Miss (@ Columbus)	5-17	L
10/29	at Tulane	0-10	L
11/11	TENNESSEE MED. COLL. [Fri.]	59-0	W
11/18	CUMBERLAND [Fri.]	5-27	L
11/25	LOUISIANA TECH [Fri.]	32-5	W

## 1905 (3-4)

1-1 H • 1-2 A • 1-1 N		Dan Martin	
10/14	at Alabama	0-34	L
10/20	at Marion [Ala.] Mlt. Inst. [Fri.]	38-0	W
10/27	Auburn (@ Columbus) [Fri.]	0-18	L
11/11	HOWARD	44-0	W
11/18	CUMBERLAND	5-27	L
11/30	Ole Miss (@ Jackson) [Thu.]	11-0	W
12/2	at LSU	0-15	L

## 1906 (2-2-1)

2-1 H • 0-0 A • 0-1-1 N		Dan Martin	
9/29	HOWARD	30-0	W
10/13	MARION [Ala.] MILITARY INST.	62-0	W
10/26	LSU (@ Columbus) [Fri.]	0-0	T
11/3	ALABAMA	4-16	L
11/25	Ole Miss (@ Jackson) [Sun.]	5-29	L

## 1907 (6-3)

3-0 H • 1-2 A • 2-1 N		Fred Furman	
10/2	SOUTHWESTERN [Wed.]	7-0	W
10/10	at Sewanee [Thu.]	0-38	L
10/12	at Howard	12-5	W
10/19	UNION	80-0	W
10/24	Mercer (@ Columbus) [Thu.]	75-0	W
10/30	DRURY COLLEGE [Wed.]	6-0	W
11/9	at LSU	11-23	L
11/16	Tennessee (@ Memphis)	4-11	L
11/28	Ole Miss (@ Jackson) [Thu.]	15-0	W

## 1908 (3-4)

2-0 H • 0-3 A • 1-1 N		Fred Furman	
10/10	LOUISIANA TECH	47-0	W
10/17	at Georgia Tech	0-23	L
10/23	USL (@ Columbus) [Fri.]	5-6	L
10/31	TRANSYLVANIA	12-5	W
11/7	at LSU	0-50	L
11/14	at Tulane	0-23	L
11/20	Ole Miss (@ Jackson) [Fri.]	44-6	W

## 1909 (5-4)

3-0 H • 0-3 A • 2-1 N		W.D. Chadwick	
10/2	BIRMINGHAM-SOUTHERN	21-0	W
10/9	CUMBERLAND	34-6	W
10/16	at LSU	0-15	L
10/22	S'Western (@ Columbus) [Fri.]	31-0	W
10/30	at Tulane	0-2	L
11/2	Union (@ Columbus) [Tue.]	25-0	W
11/8	at Howard [Mon.]	0-6	L
11/13	CHATTANOOGA	37-6	W
11/25	Ole Miss (@ Jackson) [Thu.]	5-9	L

## 1910 (7-2)

5-0 H • 1-1 A • 1-1 N		W.D. Chadwick	
10/1	MISSISSIPPI COLLEGE	24-0	W
10/8	at Auburn	0-6	L
10/15	MEMPHIS [UNIVERSITY OF]	6-0	W
10/21	LSU (@ Columbus) [Fri.]	3-0	W
10/31	TENNESSEE [Mon.]	48-0	W
11/5	at Tulane	10-0	W
11/12	BIRMINGHAM-SOUTHERN	46-0	W
11/18	HOWARD [Fri.]	82-0	W
11/24	Ole Miss (@ Jackson) [Thu.]	0-30	L

## 1911 (7-2-1)

4-1 H • 1-0 A • 2-1-1 N		W.D. Chadwick	
9/29	MISSISSIPPI COLLEGE [Fri.]	27-6	W
10/7	SOUTHWESTERN	30-0	W
10/14	HOWARD [Fri.]	48-0	W
10/20	Alabama (@ Columbus) [Fri.]	6-6	T
10/27	Auburn (@ Birmingham) [Fri.]	5-11	L
11/3	BIRMINGHAM-STHRN [Fri.]	62-0	W
11/11	LSU (@ Gulfport)	6-0	W
11/20	TULANE [Mon.]	4-5	L
11/30	Ole Miss (@ Jackson) [Thu.]	6-0	W
1/1	at Havana [Cuba] AC [Mon.]	12-0	W

## 1912 (4-3)

2-0 H • 1-1 A • 1-2 N		W.D. Chadwick	
10/4	MISSISSIPPI COLLEGE [Fri.]	19-0	W
10/12	TENNESSEE MED. COLLEGE	32-0	W
10/18	Alabama (@ Aberdeen) [Fri.]	7-0	W
10/26	Auburn (@ Birmingham, Ala.)	0-7	L
11/2	at LSU	7-0	W
11/9	at Tulane	24-27	L
11/28	Texas A&M (@ Houston) [Thu.]	7-41	L

## 1913 (6-1-1)

3-0-1 H • 1-0 A • 2-1 N		W.D. Chadwick	
10/4	HOWARD	66-0	W
10/10	MISSISSIPPI COLLEGE [Fri.]	1-0	W
10/17	Transylvania (@ Columbus) [Fri.]	31-0	W
10/25	Auburn (@ Birmingham, Ala.)	0-34	L
11/1	at Texas A&M	6-0	W
11/8	TULANE	32-0	W
11/15	LSU	0-0	T
11/27	Alabama (@ Birmingham) [Thu.]	7-0	W

## 1914 (6-2)

3-0 H • 1-1 A • 2-1 N		E.C. Hayes	
10/3	MARION [Ala.] MILITARY INST.	54-0	W
10/10	CUMBERLAND	77-0	W
10/17	at Kentucky	13-19	L
10/24	Auburn (@ Birmingham, Ala.)	0-19	L
10/31	at Georgia	9-0	W
11/7	MERCER	66-0	W
11/14	Tulane (@ Jackson)	61-0	W
11/26	Alabama (@ Birmingham) [Thu.]	9-0	W

## 1915 (5-2-1)

1-0-1 H • 1-1 A • 3-1 N		E.C. Hayes	
10/2	Mississippi College (@ Jackson)	12-0	W
10/9	TRANSYLVANIA	0-0	T
10/16	KENTUCKY	12-0	W
10/23	Auburn (@ Birmingham, Ala.)	0-26	L
10/30	at LSU	0-10	L
11/6	Ole Miss (@ Tupelo)	65-0	W
11/13	at Tennessee	14-0	W
11/25	Texas A&M (@ Dallas) [Thu.]	7-0	W

## 1916 (4-4-1)

1-1 H • 1-1-1 A • 2-2 N		E.C. Hayes	
10/6	Miss. Coll. (@ Aberdeen) [Fri.]	6-13	L
10/14	at Chattanooga	33-0	W
10/21	TRANSYLVANIA	13-0	W
10/27	Auburn (@ Birmingham) [Fri.]	3-7	L
11/3	Ole Miss (@ Tupelo) [Fri.]	36-0	W
11/11	LSU	3-13	L
11/18	at Kentucky	3-13	L
11/20	at Maryville College [Mon.]	7-7	T
11/30	Arkansas (@ Memphis) [Thu.]	20-7	W

## 1917 (6-1)

3-0 H • 1-0 A • 2-1 N		Sid Robinson	
10/5	MARION [Ala.] MLT. INST. [Fri.]	18-6	W
10/13	MISSISSIPPI COLLEGE	68-0	W
10/27	Auburn (@ Birmingham, Ala.)	6-13	L
11/3	Ole Miss (@ Tupelo)	41-14	W
11/10	KENTUCKY	14-0	W
11/17	at LSU	9-0	W
11/29	Haskell Inst. (@ Memphis) [Thu.]	7-6	W

## 1918 (3-2)

2-2 H • 1-0 A • 0-0 N		Sid Robinson	
11/2	PAYNE [AR] FIELD	6-7	L
11/9	CAMP SHELBY [Tenn.]	12-0	W
11/16	PARK FIELD	0-6	L
11/28	MISSISSIPPI [Thu.]	34-0	W
12/7	at Ole Miss	13-0	W

## 1919 (6-2)

4-0 H • 1-0 A • 1-2 N		Sid Robinson	
10/4	SPRING HILL [Ala.] COLLEGE	12-6	W
10/11	MISSISSIPPI COLLEGE	56-7	W
10/18	at Tennessee	6-0	W
10/25	HOWARD	39-0	W
11/1	LSU	6-0	W
11/8	Ole Miss (@ Clarksdale)	33-0	W
11/15	Auburn (@ Birmingham, Ala.)	0-7	L
11/27	Alabama (@ Birmingham) [Thu.]	6-14	L



# ALL-TIME RESULTS



## 1920 (5-3)

3-0 H • 1-2 A • 1-1 N		Fred Holtkamp	
10/2	MISSISSIPPI COLLEGE	27-0	W
10/9	at Indiana	0-24	L
10/16	SOUTHERN MLT. ACADEMY	33-0	W
10/23	at LSU	12-7	W
10/30	TENNESSEE	13-7	W
11/6	Ole Miss (@ Greenwood)	20-0	W
11/13	at Tulane	0-6	L
11/25	Alabama (@ Birmingham) [Thu.]	7-24	L

## 1921 (4-4-1)

2-1 H • 0-2 A • 2-1-1 N		Fred Holtkamp	
10/1	BIRMINGHAM-SOUTHERN	20-7	W
10/8	OUACHITA	21-6	W
10/15	Miss. College (@ Jackson)	14-13	W
10/22	at Tulane	0-7	L
10/29	Ole Miss (@ Greenwood)	21-0	W
11/5	Tennessee (@ Memphis)	7-14	L
11/11	at Texas [Fri.]	7-54	L
11/24	Alabama (@ Birmingham) [Thu.]	7-7	T
12/3	LSU	14-17	L

## 1922 (3-4-2)

1-1-2 H • 1-1 A • 1-2 N		C.R. "Dudy" Noble	
10/7	BIRMINGHAM-SOUTHERN	14-0	W
10/14	HOWARD	0-0	T
10/21	Ole Miss (@ Jackson)	19-13	W
10/28	at Tulane	0-26	L
11/4	OUACHITA	7-7	T
11/11	Tennessee (@ Memphis)	3-31	L
11/18	at LSU	7-0	W
11/25	DRAKE	6-48	L
11/30	Alabama (@ Birmingham) [Thu.]	0-59	L

## 1923 (5-2-2)

4-0 H • 0-0-1 A • 1-2-1 N		Earl Able	
10/6	MILLSAPS COLLEGE	28-6	W
10/13	OUACHITA	6-0	W
10/20	Ole Miss (@ Jackson)	13-6	W
10/27	Tennessee (@ Memphis)	3-7	L
11/3	at Vanderbilt	0-0	T
11/10	UNION	6-0	W
11/17	Illinois (@ Urbana, Ill.)	0-27	L
11/24	Florida (@ Jacksonville, Fla.)	13-13	T
12/1	LSU	14-7	W

## 1924 (5-4)

2-1 H • 1-2 A • 2-1 N		Earl Able	
10/4	MILLSAPS COLLEGE	28-6	W
10/11	OUACHITA	0-12	L
10/18	Ole Miss (@ Jackson)	20-0	W
10/25	Tennessee (@ Memphis)	7-2	W
11/1	at Tulane	14-6	W
11/8	at Vanderbilt	0-18	L
11/15	MISSISSIPPI COLLEGE	7-6	W
11/22	Florida (@ Montgomery, Ala.)	0-27	L
11/27	at Washington [St. Louis] [Thu.]	6-12	L

## 1925 (3-4-1)

2-0-1 H • 0-3 A • 1-1 N		Bernie Bierman	
10/3	MILLSAPS COLLEGE	34-0	W
10/10	OUACHITA	3-3	T
10/17	at Tulane	3-25	L
10/24	Ole Miss (@ Jackson)	6-0	W
10/31	at Alabama	0-6	L
11/7	MISSISSIPPI COLLEGE	46-0	W
11/14	at Tennessee	9-14	L
11/21	Florida (@ Tampa, FL)	0-12	L

## 1926 (5-4)

2-2 H • 2-1 A • 1-1 N		Bernie Bierman	
9/25	at Birmingham-Southern	19-7	W
10/2	MISSISSIPPI COLLEGE	41-0	W
10/9	Alabama (@ Meridian)	7-26	L
10/16	MILLSAPS COLLEGE	34-0	W
10/23	LSU (@ Jackson)	7-6	W
10/30	TENNESSEE	0-33	L
11/6	at Tulane	14-0	W
11/13	at Indiana	6-19	L
11/25	MISSISSIPPI [Thu.]	6-7	L

## 1927 (5-3)

3-0 H • 1-2 A • 1-1 N		J.W. Hancock	
10/1	BIRMINGHAM-SOUTHERN	27-0	W
10/8	LOUISIANA TECH	14-0	W
10/15	at Tulane	13-6	W
10/22	LSU (@ Jackson)	7-9	L
10/29	at Alabama	7-13	L
11/12	Auburn (@ Birmingham, Ala.)	7-0	W
11/18	MILLSAPS COLLEGE [Fri.]	6-0	W
11/25	at Ole Miss [Fri.]	12-20	L

## 1928 (2-4-2)

1-2-1 H • 0-0-1 A • 1-2 N		J.W. Hancock	
9/29	OUACHITA	20-6	W
10/6	Tulane (@ Jackson)	6-51	L
10/13	ALABAMA	0-46	L
10/21	LSU (@ Jackson) [Sun.]	0-31	L
11/3	at Michigan State	6-6	T
11/10	CENTENARY	6-6	T
11/17	Auburn (@ Birmingham, Ala.)	13-0	W
11/29	MISSISSIPPI [Thu.]	19-20	L

## 1929 (1-5-2)

1-1-1 H • 0-2-1 A • 0-2 N		J.W. Hancock	
9/27	HENDERSON-BROWN [Fri.]	0-7	L
10/5	at Georgia Tech	13-27	L
10/12	at Tulane	0-34	L
10/19	LSU (@ Jackson)	6-31	L
11/2	MISSISSIPPI COLLEGE	6-0	W
11/9	Michigan State (@ Jackson)	19-33	L
11/16	MILLSAPS COLLEGE	0-0	T
11/28	at Ole Miss [Thu.]	7-7	T

## 1930 (2-7)

0-4 H • 0-2 A • 2-1 N		Chris Cagle	
9/27	SOUTHWESTERN	0-14	L
10/4	Mississippi College (@ Jackson)	12-13	L
10/11	MILLSAPS COLLEGE	13-19	L
10/18	LSU (@ Jackson)	8-6	W
10/25	at North Carolina State	0-14	L
11/1	at Tulane	0-53	L
11/8	HENDERSON STATE	7-25	L
11/15	Auburn (@ Birmingham, Ala.)	7-6	W
11/27	MISSISSIPPI [Thu.]	0-20	L

## 1931 (2-6)

1-2 H • 0-3 A • 0-1 N		Ray Dauber	
9/26	at Millsaps College	10-7	W
10/3	MISSISSIPPI COLLEGE	2-6	L
10/10	Alabama (@ Meridian, Miss.)	0-53	L
10/17	at LSU	0-31	L
10/31	at Tulane	7-59	L
11/7	NORTH CAROLINA STATE	0-6	L
11/14	SOUTHWESTERN	14-0	W
11/26	at Ole Miss [Thu.]	14-25	L

## 1932 (3-5)

2-1 H • 0-2 A • 1-2 N		Ray Dauber	
10/1	Alabama (@ Montgomery)	0-53	L
10/8	Miss. College (@ Jackson)	18-7	W
10/15	LSU (@ Monroe, La.)	0-24	L
10/22	MILLSAPS COLLEGE	9-8	W
10/27	at Indiana [Thu.]	0-19	L
11/5	at Tennessee	0-31	L
11/12	SOUTHWESTERN	6-0	W
11/24	MISSISSIPPI [Thu.]	0-13	L

## 1933 (3-6-1, 1-5-1 SEC)

3-0 H • 0-5-1 A • 0-1 N		Ross McKechnie	
9/30	MILLSAPS COLLEGE	12-0	W
10/7	* at Tennessee	0-20	L
10/14	* at Alabama	0-18	L
10/21	* at Vanderbilt	7-7	T
10/27	at Southwestern [Fri.]	0-6	L
11/4	MISSISSIPPI COLLEGE	18-0	W
11/11	* at Tulane	0-33	L
11/18	* SEWANEEN	26-13	W
11/25	* LSU (@ Monroe, LA)	6-21	L
12/2	* at Ole Miss	0-31	L

## 1934 (4-6, 0-5 SEC)

1-1 H • 3-4 A • 0-1 N		Ross McKechnie	
9/21	at Howard [Fri.]	13-7	W
9/29	* at Vanderbilt	0-7	L
10/5	MILLSAPS COLLEGE [Fri.]	6-7	L
10/13	* at Alabama	0-41	L
10/20	at Southwestern	21-6	W
10/26	MISSISSIPPI COLLEGE [Fri.]	13-6	W
11/3	* at LSU	3-25	L
11/10	* at Tennessee	0-14	L
11/17	at Loyola [New Orleans]	20-6	W
12/1	* Ole Miss (@ Jackson)	3-7	L

## 1935 (8-3, 2-3 SEC)

3-0 H • 5-3 A • 0-0 N		Ralph Sasse	
9/20	HOWARD [Fri.]	19-6	W
9/28	* at Vanderbilt	9-14	L
10/4	MILLSAPS COLLEGE [Fri.]	45-0	W
10/12	* at Alabama	20-7	W
10/18	at Loyola [New Orleans] [Fri.]	6-0	W
10/26	at Xavier [Ohio]	7-0	W
11/2	at Army	13-7	W
11/9	* at LSU	13-28	L
11/15	at Ole Miss Southern [Fri.]	27-0	W
11/23	* SEWANEEN	25-0	W
11/30	* at Ole Miss	6-14	L

## 1936 (7-3-1, 3-2 SEC)

4-0 H • 1-2 A • 2-1-1 N		Ralph Sasse	
9/26	MILLSAPS COLLEGE	20-0	W
10/3	HOWARD	35-0	W
10/10	* at Alabama	0-7	L
10/17	Loyola [N.O.] (@ Meridian)	32-0	W
10/24	TCU (@ Dallas, TX)	0-0	T
10/31	* Sewanee (@ Jackson)	68-0	W
11/7	* at LSU	0-12	L
11/21	* MISSISSIPPI	26-6	W
11/28	MERCER	32-0	W
12/5	* at Florida	7-0	W

## ORANGE BOWL (@ MIAMI, FL)

1/1	Duquesne [Fri.]	12-13	L
-----	-----------------	-------	---





# ALL-TIME RESULTS

## 1937 (5-4-1, 3-2 SEC)

4-1 H • 1-1-1 A • 0-2 N		Ralph Sasse
9/25	DELTA STATE	39-0 W
10/2	HOWARD	38-0 W
10/9	Texas A&M (@ Tyler, TX)	0-14 L
10/16	* Auburn (@ Birmingham, Ala.)	7-33 L
10/23	* FLORIDA (HC)	14-13 W
10/30	at Centenary	0-0 T
11/6	* at LSU	0-41 L
11/12	* SEWANEE [Fri.]	12-0 W
11/30	* at Ole Miss [Tue.]	9-7 W
12/4	DUQUESNE	0-9 L

## 1938 (4-6, 1-4 SEC)

3-1 H • 1-3 A • 0-2 N		Spike Nelson
9/25	HOWARD [Sun.]	19-0 W
10/1	* FLORIDA (HC)	22-0 W
10/8	LOUISIANA TECH	48-0 W
10/14	* Auburn (@ Montgomery) [Fri.]	6-20 L
10/21	at Duquesne [Fri.]	12-7 W
10/29	* at Tulane	0-27 L
11/5	* at LSU	7-32 L
11/12	Centenary (@ Meridian)	0-19 L
11/19	at Southwestern	3-7 L
11/26	* MISSISSIPPI	6-19 L

## 1939 (8-2, 3-2 SEC)

4-0 H • 3-1 A • 1-1 N		Allyn McKeen
9/23	HOWARD	45-0 W
9/30	Arkansas (@ Memphis)	19-0 W
10/7	* at Florida	14-0 W
10/14	* Auburn (@ Birmingham, Ala.)	0-7 L
10/21	SOUTHWESTERN	37-0 W
10/28	* at Alabama	0-7 L
11/4	B'HAM-SOUTHERN (HC)	28-0 W
11/11	* at LSU	15-12 W
11/18	MILLSAPS COLLEGE	40-0 W
11/25	* at Ole Miss	18-6 W

## 1940 (10-0-1, 4-0-1 SEC)

4-0 H • 5-0 A • 1-0-1 N		Allyn McKeen
9/28	* at Florida	27-7 W
10/5	USL	20-0 W
10/12	* Auburn (@ Birmingham, Ala.)	7-7 T
10/19	HOWARD (HC)	40-7 W
10/26	at North Carolina State	26-10 W
11/2	at Southwestern (#20-NR)	13-0 W
11/9	* at LSU (#19-NR)	22-7 W
11/16	MILLSAPS (#15-NR)	46-13 W
11/23	* MISSISSIPPI (#16-#11)	19-0 W
11/30	* at Alabama (#11-NR)	13-0 W

## ORANGE BOWL (@ MIAMI, FL)

1/1	Georgetown (#9-#13) [Wed.]	14-7 W
-----	----------------------------	--------

## 1941 (8-1-1, 4-0-1 SEC)

### SEC CHAMPIONS

3-0 H • 4-1-1 A • 1-0 N		Allyn McKeen
9/27	* FLORIDA	6-0 W
10/4	* at Alabama (#19-NR)	14-0 W
10/11	* at LSU	0-0 T
10/25	UNION (HC)	56-7 W
11/1	at Southwestern (#17-NR)	20-6 W
11/8	* Auburn (@ B'ham) (#16-NR)	14-7 W
11/15	at Duquesne (#13-#10)	0-16 L
11/22	MILLSAPS COLLEGE	49-6 W
11/29	* at Ole Miss (NR-#14)	6-0 W
12/6	at San Francisco (#16-NR)	26-13 W

## 1942 (8-2, 5-2 SEC)

3-0 H • 3-2 A • 2-0 N		Allyn McKeen
9/26	UNION	35-2 W
10/3	* at Alabama	6-21 L
10/10	* at LSU	6-16 L
10/17	* at Vanderbilt (NR-#12)	33-0 W
10/24	* at Florida (#16-NR)	26-12 W
10/31	* Auburn (@ Birmingham, Ala.)	6-0 W
11/7	* at Tulane	7-0 W
11/14	DUQUESNE (HC)	28-6 W
11/28	* MISSISSIPPI (#16-NR)	34-13 W
12/5	USF (@ Memphis) (#18-NR)	19-7 W

## 1943 No Team (World War II)

## 1944 (6-2, 3-2 SEC)

3-0 H • 1-2 A • 2-0 N		Allyn McKeen
9/30	JACKSON [Miss.] AFB	41-0 W
10/7	MILLSAPS COLLEGE	56-0 W
10/14	ARKANSAS A&M	49-20 W
10/21	* at LSU	13-6 W
11/4	* Kentucky (@ Memphis)	26-0 W
11/11	* Auburn (@ B'ham) (#19-NR)	26-21 W
11/18	* at Alabama (#16-NR)	0-19 L
11/25	* at Ole Miss	8-13 L

## 1945 (6-3, 2-3 SEC)

3-1 H • 1-2 A • 2-0 N		Allyn McKeen
9/29	USL	31-0 W
10/6	* Auburn (@ Birmingham)	20-0 W
10/13	Detroit (@ Memp.) (#20-NR)	41-6 W
10/20	MAXWELL FIELD (#20-NR)	16-6 W
11/3	* at Tulane (#15-#17)	13-14 L
11/10	* at LSU (NR-#14)	27-20 W
11/17	N'WESTERN ST. (#16-NR)	54-0 W
11/24	* MISSISSIPPI (#15-NR)	6-7 L
12/1	* at Alabama	13-55 L

## 1946 (8-2, 3-2 SEC)

3-0 H • 3-2 A • 2-0 N		Allyn McKeen
9/29	CHATTANOOGA [Sun.]	41-7 W
10/5	* at LSU	6-13 L
10/12	at Michigan State	6-0 W
10/19	San Francisco (@ Memphis)	48-20 W
10/26	* at Tulane	14-7 W
11/2	MURRAY STATE (HC)	69-0 W
11/9	* Auburn (@ Birmingham)	33-0 W
11/16	NORTHWESTERN [LA] STATE	27-0 W
11/23	* at Ole Miss	20-0 W
11/30	* at Alabama (#19-NR)	7-24 L

## 1947 (7-3, 2-2 SEC)

4-1 H • 2-2 A • 1-0 N		Allyn McKeen
9/26	CHATTANOOGA [Fri.]	19-0 W
10/4	at Michigan State	0-7 L
10/11	at San Francisco	21-14 W
10/18	DUQUESNE	34-0 W
10/25	HARDIN-SIMMONS (HC)	27-7 W
11/1	* at Tulane	20-0 W
11/8	* Auburn (@ Birmingham, Ala.)	14-0 W
11/15	* at LSU	6-21 L
11/22	MISSISSIPPI SOUTHERN	14-7 W
11/29	* MISSISSIPPI	14-33 L

## 1948 (4-4-1, 3-3 SEC)

1-2 H • 2-2 A • 1-0-1 N		Allyn McKeen
9/25	* at Tennessee	21-6 W
10/2	Baylor (@ Memphis)	7-7 T
10/9	CLEMONT	7-21 L
10/16	CINCINNATI (HC)	27-0 W
10/23	* ALABAMA	7-10 L
10/30	* at Tulane (NR-#19)	0-9 L
11/6	* Auburn (@ Birmingham, Ala.)	20-0 W
11/13	* at LSU	7-0 W
11/27	* at Ole Miss	7-34 L

## 1949 (0-8-1, 0-6 SEC)

0-2 H • 0-6-1 A • 0-0 N		Slick Morton
9/24	* at Tennessee	0-10 L
10/1	BAYLOR (HC)	6-14 L
10/8	at Clemson	7-7 T
10/15	at Cincinnati	0-19 L
10/22	* at Alabama	6-35 L
10/29	* at Tulane	6-54 L
11/5	* at Auburn	6-25 L
11/12	* at LSU	7-34 L
11/26	* MISSISSIPPI	0-26 L

## 1950 (4-5, 3-4 SEC)

3-1 H • 1-3 A • 0-1 N		Slick Morton
9/23	ARKANSAS STATE	67-0 W
9/30	* TENNESSEE	7-0 W
10/7	Baylor (@ Shreveport, LA)	7-14 L
10/14	* at Georgia	0-27 L
10/28	* at Alabama	7-14 L
11/4	* AUBURN	27-0 W
11/11	* KENTUCKY (HC) (NR-#4)	21-48 L
11/18	* at LSU	13-7 W
12/2	* at Ole Miss	20-27 L

## 1951 (4-5, 2-5 SEC)

2-2 H • 2-3 A • 0-0 N		Slick Morton
9/22	ARKANSAS STATE	32-0 W
9/29	* at Tennessee	0-14 L
10/6	* GEORGIA (NR-#13)	6-0 W
10/13	* at Kentucky	0-27 L
10/27	* ALABAMA (HC)	0-7 L
11/3	* at Tulane	10-7 W
11/10	at Memphis State	27-20 W
11/17	* at LSU	0-3 L
12/1	* MISSISSIPPI	7-49 L

## 1952 (5-4, 3-4 SEC)

3-0 H • 2-3 A • 0-1 N		Murray Warmath
9/27	* Tennessee (@ Memphis)	7-14 L
10/4	ARKANSAS STATE	41-14 W
10/11	NORTH TEXAS STATE	14-0 W
10/18	* KENTUCKY (HC)	27-14 W
10/25	* at Alabama	19-42 L
11/1	* at Tulane	21-34 L
11/8	* at Auburn	49-34 W
11/15	* at LSU	33-14 W
11/29	* at Ole Miss	14-20 L

## 1953 (5-2-3, 3-1-3 SEC)

1-0-2 H • 4-1-1 A • 0-1 N		Murray Warmath
9/19	at Memphis State	34-6 W
9/26	* at Tennessee	26-0 W
10/3	NORTH TEXAS STATE	21-6 W
10/10	* AUBURN (HC) (#13-NR)	21-21 T
10/17	* at Kentucky	13-32 L
10/24	* at Alabama	7-7 T
10/31	Texas Tech (@ Jackson)	20-27 L
11/7	* at Tulane	21-0 W
11/14	* at LSU	26-13 W
11/28	* MISSISSIPPI	7-7 T



# ALL-TIME RESULTS



## 1954 (6-4, 3-3 SEC)

3-0 H • 3-3 A • 0-1 N		Darrell Royal	
9/18	MEMPHIS STATE	27-7	W
9/25	* Tennessee (@ Memphis)	7-19	L
10/2	ARKANSAS STATE	46-13	W
10/9	* at Tulane	14-0	W
10/15	at Miami [FL] [Fri.]	13-27	L
10/23	* at Alabama	12-7	W
10/30	* at Florida	0-7	L
11/6	NORTH TEXAS STATE (HC)	48-26	W
11/13	* at LSU	25-0	W
11/27	* at Ole Miss	0-14	L

## 1955 (6-4, 4-4 SEC)

3-1 H • 3-3 A • 0-0 N		Darrell Royal	
9/17	* at Florida	14-20	L
9/24	* at Tennessee	13-7	W
10/1	MEMPHIS STATE	33-0	W
10/8	* TULANE (HC)	14-0	W
10/15	* at Kentucky (NR-#20)	20-14	W
10/22	* at Alabama	26-7	W
10/29	NORTH TEXAS STATE	20-7	W
11/5	* at Auburn (#20-#14)	26-27	L
11/12	* at LSU	7-34	L
11/26	* MISSISSIPPI	0-26	L

## 1956 (4-6, 2-5 SEC)

2-1 H • 2-5 A • 0-0 N		Wade Walker	
9/22	* FLORIDA	0-26	L
9/29	at Houston	7-18	L
10/6	* at Georgia	19-7	W
10/13	TRINITY (HC)	18-6	W
10/20	ARKANSAS STATE	19-9	W
10/27	* at Alabama	12-13	L
11/3	* at Tulane	14-20	L
11/10	* at Auburn	20-27	L
11/17	* at LSU	32-13	W
12/1	* at Ole Miss	7-13	L

## 1957 (6-2-1, 4-2-1 SEC)

2-0-1 H • 3-1 A • 1-1 N		Wade Walker	
9/28	MEMPHIS STATE	10-6	W
10/5	* at Tennessee	9-14	L
10/12	ARKANSAS STATE (HC)	47-13	W
10/19	* at Florida	29-20	W
10/26	* at Alabama	25-13	W
11/2	* Tulane (@ Jackson)	27-6	W
11/9	* Auburn (@ B'ham) (#17-#3)	7-15	L
11/16	* at LSU	14-6	W
11/30	* MISSISSIPPI	7-7	T

## 1958 (3-6, 1-6 SEC)

2-1 H • 1-3 A • 0-2 N		Wade Walker	
9/27	* at Florida (#11-#18)	14-7	W
10/4	* Tennessee (@ Memphis)	8-13	L
10/11	MEMPHIS STATE	28-6	W
10/18	ARKANSAS STATE	38-0	W
10/25	* ALABAMA (HC)	7-9	L
11/1	* at Kentucky	12-33	L
11/8	* at Auburn (NR-#5)	14-33	L
11/15	* LSU (@ Jackson)	6-7	L
11/29	* at Ole Miss	0-21	L

## 1959 (2-7, 0-7 SEC)

2-1 H • 0-4 A • 0-2 N		Wade Walker	
9/26	* at Florida (NR-#19)	13-14	L
10/3	* at Tennessee	6-22	L
10/10	ARKANSAS STATE	49-14	W
10/17	* Georgia (@ Atlanta, GA)	0-15	L
10/24	MEMPHIS STATE (HC)	28-23	W
10/31	* at Alabama	0-10	L
11/7	* Auburn (@ B'ham) (NR-#8)	0-31	L
11/14	* at LSU	0-27	L
11/28	* MISSISSIPPI	0-42	L

## 1960 (2-6-1, 0-5-1 SEC)

2-2 H • 0-4 A • 0-0-1 N		Wade Walker	
9/24	HOUSTON	10-14	L
10/1	* Tennessee (@ Memphis)	0-0	T
10/8	ARKANSAS STATE	29-9	W
10/15	* at Georgia	17-20	L
10/22	MEMPHIS STATE	21-0	W
10/29	* ALABAMA (HC)	0-7	L
11/5	* at Auburn	12-27	L
11/12	* at LSU	3-7	L
11/26	* at Ole Miss	9-35	L

## 1961 (5-5, 1-5 SEC)

1-1 H • 2-3 A • 2-1 N		Wade Walker	
9/23	Texas Tech (@ Jackson)	6-0	W
9/30	at Houston	10-7	W
10/7	* at Tennessee	3-17	L
10/14	ARKANSAS STATE (HC)	38-0	W
10/21	* Georgia (@ Atlanta, GA)	7-10	L
10/28	at Memphis State	23-16	W
11/4	* at Alabama (NR-#4)	0-24	L
11/11	* Auburn (@ Birmingham, Ala.)	11-10	W
11/18	* at LSU	6-14	L
12/2	* MISSISSIPPI	7-37	L

## 1962 (3-6, 2-5 SEC)

0-2 H • 2-2 A • 1-2 N		Paul Davis	
9/22	* Florida (@ Jackson)	9-19	L
10/6	* Tennessee (@ Memphis)	7-6	W
10/12	* at Tulane [Fri.]	35-6	W
10/20	at Houston	9-3	W
10/27	MEMPHIS STATE	7-28	L
11/3	* ALABAMA (HC) (NR-#2)	0-20	L
11/10	* at Auburn	3-9	L
11/17	* LSU (@ Jackson)	0-28	L
12/1	* at Ole Miss	6-13	L

## 1963 (7-2-2, 4-1-2 SEC)

2-0-1 H • 1-2-1 A • 4-0 N		Paul Davis	
9/21	HOWARD	43-0	W
9/28	* at Florida	9-9	T
10/5	* at Tennessee	7-0	W
10/12	* Tulane (@ Jackson)	31-10	W
10/19	HOUSTON (HC)	20-0	W
10/26	at Memphis State	10-17	L
11/2	* at Alabama (NR-#7)	19-20	L
11/9	* Auburn (@ Jackson)	13-10	W
11/16	* LSU (@ Jackson)	7-6	W
11/30	* MISSISSIPPI	10-10	T

## LIBERTY BOWL (@ PHILADELPHIA, PA.)

12/21	North Carolina State	16-12	W
-------	----------------------	-------	---

## 1964 (4-6, 2-5 SEC)

3-0 H • 1-3 A • 0-3 N		Paul Davis	
9/19	at Texas Tech	7-21	L
9/26	* Florida (@ Jackson)	13-16	L
10/3	* Tennessee (@ Memphis)	13-14	L
10/10	* TULANE (HC)	17-6	W
10/17	SOUTHERN MISS.	48-7	W
10/24	HOUSTON	18-13	W
10/31	* Alabama (@ Jackson) (NR-#3)	6-23	L
11/7	* at Auburn	3-12	L
11/14	* at LSU	10-14	L
12/5	* at Ole Miss	20-17	W

## 1965 (4-6, 1-5 SEC)

2-1 H • 2-3 A • 0-2 N		Paul Davis	
9/18	at Houston	36-0	W
9/25	* at Florida (NR-#8)	18-13	W
10/2	TAMPA	48-7	W
10/9	SOUTHERN MISS. (HC)	27-9	W
10/16	at Memphis State	13-33	L
10/22	* at Tulane [Fri.]	15-17	L
10/30	* Alabama (@ Jackson)	7-10	L
11/6	* Auburn (@ Birmingham, Ala.)	18-25	L
11/14	* at LSU [Sun.]	20-37	L
11/27	* MISSISSIPPI	0-21	L

## 1966 (2-8, 0-6 SEC)

2-0 H • 0-6 A • 0-2 N		Paul Davis	
9/17	* Georgia (@ Jackson)	17-20	L
9/24	* at Florida	7-28	L
10/1	RICHMOND	20-0	W
10/8	SOUTHERN MISS. (HC)	10-9	W
10/15	at Houston	0-28	L
10/22	at Florida State	0-10	L
10/29	* at Alabama (NR-#4)	14-27	L
11/5	* Auburn (@ Jackson)	0-13	L
11/12	* at LSU	7-17	L
11/26	* at Ole Miss	0-24	L

## 1967 (1-9, 0-6 SEC)

0-3 H • 1-5 A • 0-1 N		Charley Shira	
9/23	* at Georgia (NR-#7)	0-30	L
9/30	* Florida (@ Jackson)	7-24	L
10/7	at Texas Tech	7-3	W
10/14	SOUTHERN MISS.	14-21	L
10/21	HOUSTON (HC)	6-43	L
10/28	at Florida State	12-24	L
11/4	* at Alabama	0-13	L
11/11	* at Auburn	0-36	L
11/18	* at LSU	0-55	L
12/2	* MISSISSIPPI	3-10	L

## 1968 (0-8-2, 0-4-2 SEC)

0-3 H • 0-4-1 A • 0-1-1 N		Charley Shira	
9/21	LOUISIANA TECH	13-20	L
9/28	* Auburn (@ Jackson)	0-26	L
10/5	* at Florida (NR-#4)	14-31	L
10/12	SOUTHERN MISS. (HC)	14-47	L
10/19	* Texas Tech (@ Jackson)	28-28	T
10/26	at Tampa	17-24	L
11/2	* at Alabama	13-20	L
11/9	FLORIDA STATE	14-27	L
11/16	* at LSU	16-20	L
11/30	* at Ole Miss	17-17	T

(Note: Texas Tech was an appointed conference game for State)

## 1969 (3-7, 0-5 SEC)

2-1 H • 1-4 A • 0-2 N		Charley Shira	
9/20	RICHMOND	17-14	W
9/27	* Florida (@ Jackson)(NR-#12)	35-47	L
10/4	at Houston	0-74	L
10/11	SOUTHERN MISS. (HC)	34-20	W
10/18	at Texas Tech	30-26	W
10/25	at Florida State	17-20	L
11/1	* Alabama (@ Jackson)	19-23	L
11/8	* at Auburn (NR-#11)	13-52	L
11/15	* at LSU	6-61	L
11/27	* MISSISSIPPI [Thu.]	22-48	L





# ALL-TIME RESULTS

## 1970 (6-5, 3-4 SEC)

1-1 H • 1-3 A • 4-1 N		Charley Shira
9/12	Oklahoma State (@ Jackson)	14-13 W
9/19	* at Florida (NR-#14)	13-34 L
9/26	* Vanderbilt (@ Memphis)	20-6 W
10/3	* Georgia (@ Jackson)	7-6 W
10/10	HOUSTON	14-31 L
10/17	Texas Tech (@ Jackson)	20-16 W
10/24	SOUTHERN MISS. (HC)	51-15 W
10/31	* at Alabama	6-35 L
11/7	* Auburn (@ B'ham) (NR-#10)	0-56 L
11/14	* at LSU	7-38 L
11/21	* at Ole Miss	19-14 W

## 1971 (2-9, 1-7 SEC)

1-2 H • 0-4 A • 1-3 N		Charley Shira
9/11	at Oklahoma State	7-26 L
9/18	* Florida (@ Jackson)	13-10 W
9/25	* VANDERBILT	19-49 L
10/2	* at Georgia (NR-#11)	7-35 L
10/9	at Florida State	9-27 L
10/16	LAMAR (HC)	24-7 W
10/23	* Tennessee (@ Memphis)	7-10 L
10/30	* Alabama (@ Jackson) (NR-#4)	10-41 L
11/6	* at Auburn (NR-#5)	21-30 L
11/13	* LSU (@ Jackson)	3-28 L
11/25	* MISSISSIPPI [Thu.]	0-48 L

## 1972 (4-7, 1-6 SEC)

3-0 H • 1-5 A • 0-2 N		Charley Shira
9/9	* Auburn (@ Jackson)	3-14 L
9/16	NORTHEAST LOUISIANA	42-7 W
9/23	* at Vanderbilt	10-6 W
9/30	* at Florida	13-28 L
10/7	* at Kentucky	13-17 L
10/14	Florida State (@ Jackson)	21-25 L
10/21	SOUTHERN MISS.	26-7 W
10/28	HOUSTON (HC)	27-13 W
11/4	* at Alabama (NR-#2)	14-58 L
11/18	* at LSU	14-28 L
11/25	* at Ole Miss	14-51 L

## 1973 (4-5-2, 2-5 SEC)

1-0-2 H • 2-2 A • 1-3 N		Bob Tyler
9/15	NORTHEAST LOUISIANA	21-21 T
9/22	* VANDERBILT	52-21 W
9/29	* Florida (@ Jackson) (NR-#16)	33-12 W
10/6	* Kentucky (@ Jackson)	14-42 L
10/13	at Florida State	37-12 W
10/20	at Louisville	18-7 W
10/27	SOUTHERN MISS. (HC)	10-10 T
11/3	* Alabama (@ Jackson) (NR-#2)	0-35 L
11/10	* at Auburn	17-31 L
11/17	* at LSU	7-26 L
11/24	* Ole Miss (@ Jackson)	10-38 L

## 1974 (9-3, 3-3 SEC)

2-0 H • 2-2 A • 5-1 N		Bob Tyler
9/7	William & Mary (@ Jackson)	49-7 W
9/21	* Georgia (@ Jackson)	38-14 W
9/28	* at Florida	13-29 L
10/5	KANSAS STATE	21-16 W
10/12	at Lamar	37-21 W
10/19	at Memphis State	29-28 W
10/26	LOUISVILLE (HC)	56-7 W
11/2	* at Alabama (#17-#4)	0-35 L
11/9	* Auburn (@ Jackson) (NR-#10)	20-24 L
11/16	* LSU (@ Jackson)	7-6 W
11/23	* Ole Miss (@ Jackson)	31-13 W

## SUN BOWL (@ EL PASO, TX)

12/28	North Carolina	26-24 W
-------	----------------	---------

## 1975 (\$2-9, 0-6 SEC)

1-1 H • 1-5 A • 0-3 N		Bob Tyler
9/6	at Memphis State	17-7 W
9/20	* at Georgia	6-28 L
9/27	* Florida (@ Jackson) (NR-#19)	10-27 L
10/4	\$ SOUTHERN MISS.	7-3 W
10/11	\$ at Rice	28-14 W
10/18	NORTH TEXAS STATE (HC)	15-12 W
10/25	\$ at Louisville	28-14 W
11/1	* Alabama (@ Jackson) (NR-#6)	10-21 L
11/8	*\$ at Auburn	21-21 T
11/15	*\$ at LSU	16-6 W
11/22	* Ole Miss (@ Jackson)	7-13 L

## 1976 (\$0-11, 0-6 SEC)

0-3 H • 0-4 A • 0-4 N		Bob Tyler
9/4	\$ NORTH TEXAS STATE	7-0 W
9/18	\$ LOUISVILLE	30-21 W
9/25	* at Florida	30-34 L
10/2	\$ CAL POLY POMONA (HC)	38-0 W
10/9	*\$ Kentucky (@ Jackson)	14-7 W
10/16	\$ at Memphis State	42-33 W
10/23	\$ at Southern Miss.	14-6 W
10/30	* at Alabama (#18-#17)	17-34 L
11/6	*\$ Auburn (@ Jackson)	28-19 W
11/13	*\$ LSU (@ Jackson)	21-13 W
11/20	*\$ Ole Miss (@ Jackson)	28-11 W

## 1977 (\$0-11, 0-6 SEC)

0-3 H • 0-6 A • 0-3 N		Bob Tyler
9/3	\$ NORTH TEXAS STATE	17-15 W
9/10	\$ at Washington	27-18 W
9/24	* Florida (@ Jackson) (#12-#13)	22-24 L
10/1	\$ at Kansas State	24-21 W
10/8	* at Kentucky (NR-#16)	7-23 L
10/15	at Memphis State	13-21 L
10/22	SOUTHERN MISS. (HC)	7-14 L
10/29	* Alabama (@ Jackson) (NR-#2)	7-37 L
11/5	*\$ at Auburn	27-13 W
11/12	* at LSU	24-27 L
11/19	*\$ Ole Miss (@ Jackson)	18-14 W

## 1978 (6-5, 2-4 SEC)

1-1 H • 1-2 A • 4-2 N		Bob Tyler
9/2	West Texas State (@ Jackson)	28-0 W
9/9	North Texas State (@ Irving, TX)	17-5 W
9/23	at Memphis State	44-14 W
9/30	* at Florida	0-34 L
10/7	at Southern Miss.	17-22 L
10/14	FLORIDA STATE (HC) (NR-#15)	55-27 W
10/28	* Tennessee (@ Memphis)	34-21 W
11/4	* Alabama (@ B'ham) (NR-#3)	14-35 L
11/11	* AUBURN	0-6 L
11/18	* LSU (@ Jackson) (NR-#17)	16-14 W
11/25	* Ole Miss (@ Jackson)	7-27 L

\$—All wins during 1975-77 were forfeited by the NCAA, except the 1975 Memphis State and North Texas State games

## 1979 (3-8, 2-4 SEC)

1-1 H • 0-5 A • 2-2 N		Emory Bellard
9/8	Memphis State (@ Jackson)	13-14 L
9/22	at Maryland	14-35 L
9/29	* Florida (@ Jackson)	24-10 W
10/6	* Tennessee (@ Memphis) (NR-#19)	28-9 W
10/13	at Florida State (NR-#9)	6-17 L
10/20	MARSHALL (HC)	48-0 W
10/27	SOUTHERN MISS.	7-21 L
11/3	* at Alabama (NR-#1)	7-24 L
11/10	* at Auburn	3-14 L
11/17	* at LSU	3-21 L
11/24	* Ole Miss (@ Jackson)	9-14 L

## 1980 (9-3, 5-4 SEC)

1-1 H • 4-1 A • 4-1 N		Emory Bellard
9/6	at Memphis State	34-7 W
9/13	LOUISIANA TECH	31-11 W
9/20	* at Vanderbilt	24-14 W
9/27	* at Florida	15-21 L
10/4	at Illinois	28-21 W
10/11	SOUTHERN MISS. (HC)	14-42 L
10/18	at Miami [FL] (NR-#18)	34-31 W
10/25	* Auburn (@ Jackson)	24-21 W
11/1	* Alabama (@ Jackson) (NR-#1)	6-3 W
11/15	* LSU (@ Jackson) (#19-NR)	55-31 W
11/22	* Ole Miss (@ Jackson) (#17-NR)	19-14 W

## SUN BOWL (@ EL PASO, TX)

12/27	Nebraska (#17-#8)	17-31 L
-------	-------------------	---------

## 1981 (8-4, 4-2 SEC)

2-0 H • 3-1 A • 3-3 N		Emory Bellard
9/5	Memphis St. (@ Jackson) (#14-NR)	20-3 W
9/19	* VANDERBILT (#14-NR)	29-9 W
9/26	* Florida (@ Jackson) (#12-#19)	28-7 W
10/3	Missouri (@ Jackson) (#9-#17)	3-14 L
10/10	at Colorado State (#19-NR)	37-27 W
10/17	MIAMI [FL] (HC) (#16-#13)	14-10 W
10/24	* at Auburn (#9-NR)	21-17 W
10/31	* at Alabama (#7-#8)	10-13 L
11/7	S. Miss. (@ Jackson) (#15-#19)	6-7 L
11/14	* at LSU	17-9 W
11/21	* Ole Miss (@ Jackson)	17-21 L

## HALL OF FAME BOWL (@ BIRMINGHAM, AL)

12/31	Kansas [Thu.]	10-0 W
-------	---------------	--------

## 1982 (5-6, 2-4 SEC)

2-2 H • 2-2 A • 1-2 N		Emory Bellard
9/4	at Tulane	30-21 W
9/11	ARKANSAS STATE	31-10 W
9/18	at Memphis State	41-17 W
9/25	* at Florida (NR-#5)	17-27 L
10/2	* GEORGIA (NR-#6)	22-29 L
10/9	Southern Miss. (@ Jackson)	14-20 L
10/16	at Miami [FL] (NR-#17)	14-31 L
10/23	* AUBURN (HC)	17-35 L
10/30	* Alabama (@ Jackson) (NR-#9)	12-20 L
11/13	* LSU (NR-#6)	27-24 W
11/20	* Ole Miss (@ Jackson)	27-10 W

## 1983 (3-8, 1-5 SEC)

1-3 H • 1-3 A • 1-2 N		Emory Bellard
9/3	TULANE	14-9 W
9/17	Navy (@ Jackson)	38-10 W
9/24	* FLORIDA (NR-#15)	12-35 L
10/1	* at Georgia (NR-#11)	7-20 L
10/8	Southern Miss. (@ Jackson)	6-31 L
10/15	MIAMI [FL] (HC) (NR-#10)	7-31 L
10/22	* at Auburn (NR-#3)	13-28 L
10/29	* at Alabama (NR-#18)	18-35 L
11/5	MEMPHIS STATE	13-30 L
11/12	* at LSU	45-26 W
11/19	* Ole Miss (@ Jackson)	23-24 L

## 1984 (4-7, 1-5 SEC)

2-2 H • 1-3 A • 1-2 N		Emory Bellard
9/1	at Tulane	30-3 W
9/8	COLORADO STATE	14-9 W
9/22	at Missouri	30-47 L
9/29	* at Florida	12-27 L
10/6	Southern Miss. (@ Jackson)	27-18 W
10/13	* KENTUCKY (HC)	13-17 L
10/20	at Memphis State	12-23 L
10/27	* AUBURN (NR-#12)	21-24 L
11/3	* Alabama (@ Jackson)	20-24 L
11/17	* LSU (NR-#9)	16-14 W
11/24	* Ole Miss (@ Jackson)	3-24 L



# ALL-TIME RESULTS



## 1985 (5-6, 0-6 SEC)

4-1 H • 0-4 A • 1-1 N		Emory Bellard
9/7	ARKANSAS STATE	22-14 W
9/14	SYRACUSE	30-3 W
9/21	Southern Miss. (@ Jackson)	23-20 W
9/28	* FLORIDA	22-36 L
10/5	MEMPHIS STATE	31-28 W
10/12	* at Kentucky	19-33 L
10/19	TULANE (HC)	31-27 W
10/26	* at Auburn (NR-#6)	9-21 L
11/2	* at Alabama	28-44 L
11/16	* at LSU (NR-#19)	15-17 L
11/23	* Ole Miss (@ Jackson)	27-45 L

## 1986 (6-5, 2-4 SEC)

2-2 H • 4-0 A • 0-3 N		Rockey Felker
9/6	at Syracuse	24-17 W
9/13	* at Tennessee (NR-#8)	27-23 W
9/20	Southern Miss. (@ Jackson)	24-28 L
9/27	* FLORIDA	16-10 W
10/4	at Memphis State	34-17 W
10/11	ARKANSAS STATE (#19-NR)	24-9 W
10/18	at Tulane (#13-NR)	34-27 W
10/25	* AUBURN (HC) (#13-#7)	6-35 L
11/1	* ALABAMA (#19-#8)	3-38 L
11/15	* LSU (@ Jackson) (NR-#11)	0-47 L
11/22	* Ole Miss (@ Jackson)	3-24 L

## 1987 (4-7, 1-5 SEC)

3-2 H • 0-3 A • 1-2 N		Rockey Felker
9/5	SOUTHWESTERN LOUISIANA	31-3 W
9/12	* TENNESSEE (NR-#14)	10-38 L
9/19	LOUISIANA TECH	14-13 W
9/26	* at Florida	3-38 L
10/3	MEMPHIS STATE (HC)	9-6 W
10/17	Southern Miss. (@ Jackson)	14-18 L
10/24	* at Auburn (NR-#6)	7-38 L
10/31	* Alabama (@ B'ham) (NR-#16)	18-21 L
11/7	TULANE	19-30 L
11/14	* at LSU (NR-#10)	14-34 L
11/21	* Ole Miss (@ Jackson)	30-20 W

## 1988 (1-10, 0-7 SEC)

1-3 H • 0-5 A • 0-2 N		Rockey Felker
9/3	LOUISIANA TECH	21-14 W
9/10	* at Vanderbilt	20-24 L
9/17	* GEORGIA (NR-#7)	35-42 L
9/24	* at Florida (NR-#20)	0-17 L
10/1	at Memphis State	10-31 L
10/15	Southern Miss. (@ Jackson)	21-38 L
10/22	* at Auburn (NR-#10)	0-33 L
10/29	* ALABAMA (HC) (NR-#19)	34-53 L
11/12	* LSU (NR-#12)	3-20 L
11/19	at Tulane	22-27 L
11/26	* Ole Miss (@ Jackson)	6-33 L

## 1989 (5-6, 1-6 SEC)

4-0 H • 1-3 A • 0-3 N		Rockey Felker
9/2	* VANDERBILT	42-7 W
9/9	at Southern Miss. (NR-#18)	26-23 W
9/23	* at Georgia	6-23 L
9/30	* Florida (@ Tampa, FL)	0-21 L
10/7	NORTHEAST LOUISIANA	28-14 W
10/21	MEMPHIS STATE (HC)	35-10 W
10/28	* at Auburn (NR-#16)	0-14 L
11/4	* Alabama (@ B'ham) (NR-#5)	10-23 L
11/11	TULANE	27-7 W
11/18	* at LSU	20-44 L
11/25	* Ole Miss (@ Jackson)	11-21 L

## 1990 (5-6, 1-6 SEC)

2-3 H • 2-2 A • 1-1 N		Rockey Felker
9/8	* TENNESSEE (NR-#8)	7-40 L
9/15	CAL STATE FULLERTON	27-13 W
9/22	SOUTHERN MISS.	13-10 W
9/29	* at Florida (NR-#17)	21-34 L
10/13	* at Kentucky	15-17 L
10/20	at Tulane	38-17 W
10/27	* AUBURN (HC) (NR-#2)	16-17 L
11/3	* ALABAMA	0-22 L
11/10	at Memphis State	27-23 W
11/17	* LSU (@ Jackson)	34-22 W
11/24	* Ole Miss (@ Jackson)	9-21 L

## 1991 (7-5, 4-3 SEC)

5-1 H • 2-2 A • 0-2 N		Jackie Sherrill
8/31	CAL STATE FULLERTON	47-3 W
9/7	TEXAS (NR-#13)	13-6 W
9/14	TULANE (#25-NR)	48-0 W
9/21	* at Tennessee (#23-#6)	24-26 L
9/28	* Florida (@ Orlando) (#21-#14)	7-29 L
10/12	* KENTUCKY	31-6 W
10/19	MEMPHIS STATE (HC)	23-28 L
10/26	* at Auburn	24-17 W
11/2	* at Alabama (NR-#7)	7-13 L
11/16	* at LSU	28-19 W
11/23	* MISSISSIPPI	24-9 W

## LIBERTY BOWL (@ MEMPHIS, TENN.)

12/29	Air Force [Sun.]	15-38 L
-------	------------------	---------

## 1992 (7-5, 4-4 SEC)

4-1 H • 3-3 A • 0-1 N		Jackie Sherrill
9/5	at Texas (#21-NR)	28-10 W
9/12	* at LSU (#18-NR)	3-24 L
9/19	at Memphis State (#24-NR)	20-16 W
10/1	* FLORIDA (#24-#13) [Thu.]	30-6 W
10/10	* AUBURN (#18-NR)	14-7 W
10/17	* at South Carolina (#15-NR)	6-21 L
10/24	ARKANSAS STATE (HC) (#25-NR)	56-6 W
10/31	* at Kentucky (#24-NR)	37-36 W
11/7	* ARKANSAS (#19-NR)	10-3 W
11/14	* ALABAMA (#16-#2)	21-30 L
11/28	* at Ole Miss (#16-#24)	10-17 L

## PEACH BOWL (@ ATLANTA, GA)

1/2	North Carolina (#24-#19)	17-21 L
-----	--------------------------	---------

## 1993 (\$4-5-2, 3-4-1 SEC)

2-3-1 H • 2-2 A • 0-0-1 N		Jackie Sherrill
9/4	MEMPHIS STATE (#23-NR)	35-45 L
9/11	* LSU	16-18 L
9/25	at Tulane	36-10 W
10/2	* at Florida (NR-#5)	24-38 L
10/9	* at Auburn (NR-#22)	17-31 L
10/16	* SOUTH CAROLINA	23-0 W
10/23	ARKANSAS STATE (HC)	15-15 T
10/30	* KENTUCKY	17-26 L
11/6	* Arkansas (@ Little Rock, AR)	13-13 T
11/13	* \$ at Alabama (NR-#12)	25-36 L
11/27	* OLE MISS	20-13 W

\$—Alabama's win was forfeited by the NCAA to Mississippi State

## 1994 (8-4, 5-3 SEC)

4-1 H • 3-3 A • 0-1 N		Jackie Sherrill
9/3	at Memphis	17-6 W
9/10	* at LSU	24-44 L
9/24	* TENNESSEE (NR-#23)	24-21 W
10/1	ARKANSAS STATE	49-3 W
10/8	* AUBURN (NR-#9)	18-42 L
10/15	* at South Carolina	41-36 W
10/22	TULANE (HC)	66-22 W
10/29	* at Kentucky	47-7 W
11/5	* ARKANSAS (#24-NR)	17-7 W
11/12	* ALABAMA (#20-#6)	25-29 L
11/26	* at Ole Miss (#19-NR)	21-17 W

## PEACH BOWL (@ ATLANTA, GA)

1/1	NC State (#16-#23) [Sun.]	24-28 L
-----	---------------------------	---------

## 1995 (3-8, 1-7 SEC)

2-4 H • 1-4 A • 0-0 N		Jackie Sherrill
9/2	MEMPHIS	28-18 W
9/9	* LSU	16-34 L
9/16	at Baylor	30-21 W
9/23	* at Tennessee (NR-#15)	14-52 L
9/30	NORTHEAST LOUISIANA	32-34 L
10/7	* at Auburn (NR-#11)	20-48 L
10/14	* SOUTH CAROLINA	39-65 L
10/28	* KENTUCKY (HC)	42-32 W
11/4	* Arkansas (at L.R.) (NR-#18)	21-26 L
11/11	* at Alabama (NR-#16)	9-14 L
11/25	* MISSISSIPPI	10-13 L

## 1996 (5-6, 3-5 SEC)

2-4 H • 3-2 A • 0-0 N		Jackie Sherrill
9/7	at Memphis	31-10 W
9/21	LOUISIANA TECH	23-38 L
9/28	* at South Carolina	14-10 W
10/5	* GEORGIA	19-38 L
10/12	* AUBURN (NR-#18)	15-49 L
10/26	* at LSU (NR-#13)	20-28 L
11/2	NORTHEAST LA. (HC)	59-0 W
11/9	* at Kentucky	21-24 L
11/16	* ALABAMA (NR-#8)	17-16 W
11/23	* ARKANSAS	OT 13-16 L
11/30	* at Ole Miss	17-0 W

## 1997 (7-4, 4-4 SEC)

5-2 H • 2-2 A • 0-0 N		Jackie Sherrill
8/30	MEMPHIS	13-10 W
9/6	* KENTUCKY	35-27 W
9/13	* LSU (NR-#10)	9-24 L
9/27	* SOUTH CAROLINA	37-17 W
10/4	* at Georgia (NR-#18)	0-47 L
10/11	NORTHEAST LOUISIANA	24-10 W
10/25	CENTRAL FLORIDA (HC)	35-28 W
11/1	* at Auburn (NR-#11)	20-0 W
11/15	* at Alabama (#17-NR)	32-20 W
11/22	* at Arkansas (#15-NR)	7-17 L
11/29	* MISSISSIPPI (#22-NR)	14-15 L

## 1998 (8-5, 6-2 SEC)

SEC WEST CHAMPIONS		Jackie Sherrill
5-0 H • 3-3 A • 0-2 N		
9/5	* VANDERBILT	42-0 W
9/12	at Memphis	14-6 W
9/19	at Oklahoma State (#25-NR)	23-42 L
9/26	* at South Carolina	38-0 W
10/10	* AUBURN	38-21 W
10/17	EAST TENN. STATE (HC)	53-6 W
10/24	* at LSU (#24-NR)	6-41 L
11/7	* at Kentucky	35-37 L
11/14	* ALABAMA	26-14 W
11/21	* ARKANSAS (NR-#9)	22-21 W
11/26	* at Ole Miss (#25-NR) [Thu.]	28-6 W

## SEC CHAMPIONSHIP (@ ATLANTA, GA)

12/5	Tennessee (#23-#1)	14-24 L
------	--------------------	---------

## COTTON BOWL (@ DALLAS, TX)

1/1	Texas (#23-#20) [Fri.]	11-38 L
-----	------------------------	---------





# ALL-TIME RESULTS

**1999 (10-2, 6-2 SEC)**

7-0 H • 2-1 A • 1-1 N		Jackie Sherrill
9/4	MIDDLE TENNESSEE	40-7 W
9/11	MEMPHIS	13-10 W
9/18	OKLAHOMA STATE	29-11 W
9/25	* SOUTH CAROLINA (#23-NR)	17-0 W
10/2	* at Vanderbilt (#16-NR)	42-14 W
10/9	* at Auburn (#14-NR)	18-16 W
10/23	* LSU (HC) (#12-NR)	17-16 W
11/4	* KENTUCKY (#8-NR) [Thu.]	23-22 W
11/13	* at Alabama (#8-#11)	7-19 L
11/20	* Arkansas (@ L.R.) (#12-#22)	9-14 L
11/25	* MISSISSIPPI (#18-#23) [Thu.]	23-20 W
<b>PEACH BOWL (@ ATLANTA, GA)</b>		
12/30	Clemson (#15-NR) [Thu.]	17-7 W

**2000 (8-4, 4-4 SEC)**

4-1 H • 3-3 A • 1-0 N		Jackie Sherrill
9/2	at Memphis	17-3 W
9/14	at Brigham Young [Thu.]	44-28 W
9/23	* at South Carolina (#25-NR)	19-23 L
9/30	* FLORIDA (NR-#3)	47-35 W
10/7	* AUBURN (#20-#15)	17-10 W
10/21	* at LSU (#13-NR)	OT 38-45 L
10/28	* MID. TENN. (HC) (#20-NR)	61-35 W
11/4	* at Kentucky (#18-NR)	35-17 W
11/11	* ALABAMA (#15-NR)	29-7 W
11/18	* ARKANSAS (#13-NR)	OT 10-17 L
11/23	* at Ole Miss (#23-NR) [Thu.]	30-45 L

**INDEPENDENCE BOWL (@ SHREVEPORT, LA)**

12/31	Texas A&M [Sun.]	OT 43-41 W
-------	------------------	------------

**2001 (3-8, 2-6 SEC WEST)**

3-4 H • 0-4 A • 0-0 N		Jackie Sherrill
9/3	MEMPHIS [Mon.]	30-10 W
9/20	* S. CAROLINA (#17-#18) [Thu.]	14-16 L
9/29	* at Florida (#21-#2)	0-52 L
10/6	* at Auburn	14-16 L
10/13	TROY STATE (HC)	9-21 L
10/20	* LSU	0-42 L
11/3	* KENTUCKY	17-14 W
11/10	* at Alabama	17-24 L
11/17	* at Arkansas	21-24 L
11/22	* OLE MISS [Thu.]	36-28 W
12/1	BRIGHAM YOUNG (NR-#10)	38-41 L

**2002 (3-9, 0-8 SEC WEST)**

2-4 H • 1-5 A • 0-0 N		Jackie Sherrill
8/31	at Oregon (NR-#15)	13-36 L
9/14	JACKSONVILLE STATE	51-13 W
9/19	* AUBURN [Thu.]	14-42 L
9/28	* at LSU (NR-#22)	13-31 L
10/5	* at South Carolina	10-34 L
10/12	TROY STATE [HC]	11-8 W
10/19	at Memphis	29-17 W
11/2	* KENTUCKY	24-45 L
11/9	* at Alabama (NR-#11)	14-28 L
11/16	* TENNESSEE	17-35 L
11/23	* ARKANSAS	19-26 L
11/28	* at Ole Miss [Thu.]	12-24 L

**2003 (2-10, 1-7 SEC WEST)**

2-4 H • 0-6 A • 0-0 N		Jackie Sherrill
8/31	OREGON	34-42 L
9/13	at Tulane	28-31 L
9/20	at Houston	35-42 L
9/27	* LSU (NR-#7)	6-41 L
10/4	* VANDERBILT	30-21 W
10/11	MEMPHIS (HC)	35-27 W
10/18	* at Auburn (NR-#19)	13-45 L
10/25	* at Kentucky	17-42 L
11/8	* ALABAMA	0-38 L
11/15	* at Tennessee (NR-#9)	21-59 L
11/22	* at Arkansas	6-52 L11/27
*OLE MISS [Thu.]		0-31 L

**2004 (3-8, 2-6 SEC WEST)**

3-3 H • 0-5 A • 0-0 N		Sylvester Croom
9/4	TULANE	28-7 W
9/11	* AUBURN (NR-#18)	14-43 L
9/18	MAINE	7-9 L
9/25	* at LSU (NR-#13)	0-51 L
10/2	* at Vanderbilt	13-31 L
10/9	UAB (HC)	13-27 L
10/23	* FLORIDA (NR-#20)	38-31 W
10/30	* KENTUCKY	22-7 W
11/6	* at Alabama	14-30 L
11/20	* ARKANSAS	21-24 L
11/27	* at Ole Miss	3-20 L

**2005 (3-8, 1-7 SEC WEST)**

2-5 H • 0-2 A • 1-1 N		Sylvester Croom
9/3	MURRAY STATE	38-6 W
9/10	* at Auburn (NR-#25)	0-28 L
9/17	vs. Tulane (Shreveport, La.)	21-14 W
9/24	* GEORGIA (NR-#6)	10-23 L
10/1	* LSU (NR-#5)	7-37 L
10/8	* at Florida (NR-#13)	9-35 L
10/22	HOUSTON (HC)	16-28 L
10/29	* at Kentucky	7-13 L
11/5	* ALABAMA (NR-#4)	0-17 L
11/19	* vs. Arkansas (L.R.)	10-44 L
11/26	* OLE MISS	35-14 W

**2006 (3-9, 1-7 SEC WEST)**

1-6 H • 2-3 A • 0-0 N		Sylvester Croom
8/31	* SOUTH CAROLINA [THU.]	0-15 L
9/9	* AUBURN (NR-#4)	0-34 L
9/16	TULANE	29-32 L
9/23	at UAB	OT 16-10 W
9/30	* at LSU (NR-#9)	17-48 L
10/7	WEST VIRGINIA (NR-#4)	14-42 L
10/14	JACKSONVILLE STATE	35-3 W
10/21	* at Georgia (NR-#24)	24-27 L
10/28	* KENTUCKY	31-34 L
11/4	* at Alabama	24-16 W
11/18	* ARKANSAS	14-28 L
11/25	* at Ole Miss	17-20 L

**2007 (8-5, 4-4 SEC WEST)**

4-2 H • 3-2 A • 1-1 N		Sylvester Croom
8/30	* LSU (NR-#2) [THU.]	0-45 L
9/8	at Tulane	38-17 W
9/15	* at Auburn	19-14 W
9/22	GARDNER-WEBB	31-15 W
9/29	* at South Carolina	21-38 L
10/6	UAB	30-13 W
10/13	* TENNESSEE (NR-#25)	21-33 L
10/20	at West Virginia (NR-#7)	13-38 L
10/27	* at Kentucky (NR-#14)	31-14 W
11/10	* ALABAMA (NR-#21)	17-12 W
11/17	* vs. Arkansas	31-45 L
11/23	* OLE MISS	17-14 W

**LIBERTY BOWL (@ MEMPHIS, TENN.)**

12/29	vs. UCF (Sat.)	10-3 W
-------	----------------	--------

**2008 (4-8, 2-6 SEC WEST)**

4-2 H • 0-6 A • 0-0 N		Sylvester Croom
8/30	at Louisiana Tech	14-22 L
9/6	SOUTHEASTERN LOUISIANA	34-10 W
9/13	* AUBURN (NR-#9)	2-3 L
9/20	at Georgia Tech	7-38 L
9/27	* at LSU (NR-#5)	24-34 L
10/11	* VANDERBILT (NR-#13)	17-14 W
10/18	* at Tennessee	3-34 L
10/25	MIDDLE TENNESSEE (HC)	31-22 W
11/1	* KENTUCKY	13-14 L
11/15	* at Alabama (NR-#1)	7-32 L
11/22	* ARKANSAS	31-28 W
11/28	* at Ole Miss	0-45 L

**2009 (5-7, 3-5 SEC WEST)**

2-5 H • 3-1 A • 0-1 N		Dan Mullen
9/5	JACKSON STATE	45-7 W
9/12	* at Auburn	24-49 L
9/19	* at Vanderbilt	15-3 W
9/26	* LSU (NR-#7)	26-30 L
10/3	GEORGIA TECH (NR-#25)	31-42 L
10/10	HOUSTON	24-31 L
10/17	at Middle Tennessee	27-6 W
10/24	* FLORIDA (NR-#1)	19-29 L
10/31	* at Kentucky	31-24 W
11/14	* ALABAMA (NR-#3)	3-31 L
11/21	* Arkansas (Little Rock)	21-42 L
11/28	* OLE MISS (NR-#25)	41-27 W

**2010 (9-4, 4-4 SEC WEST)**

5-2 H • 3-2 A • 1-0 N		Dan Mullen
9/4	MEMPHIS	49-7 W
9/9	* AUBURN (NR-#21) [THU.]	14-17 L
9/18	* at LSU (NR-#15)	7-29 L
9/25	* GEORGIA	24-12 W
10/2	ALCORN STATE	49-16 W
10/9	at Houston	47-24 W
10/16	* at Florida (NR-#22)	10-7 W
10/23	UAB (#24-NR)	29-24 W
10/30	* KENTUCKY (#21-NR)	24-17 W
11/13	* at Alabama (#19-#11)	10-30 L
11/20	* ARKANSAS (#21-#13)	31-38 (2ot)L
11/27	* at Ole Miss (#25-NR)	31-23 W

**GATOR BOWL (@ JACKSONVILLE, FLA.)**

1/1	Michigan (#21-NR) [Sat.]	52-14 W
-----	--------------------------	---------



# ALL-TIME RECORDS



## MSU HOMECOMING HISTORY

10-23-37	Florida.....	W, 14-13
10-1-38	Florida.....	W, 22-0
11-4-39	Birmingham-Southern.....	W, 28-0
10-19-40	Howard College.....	W, 40-7
10-25-41	Union.....	W, 56-7
11-14-42	Duquesne.....	W, 28-6
10-20-45	Maxwell [AL] Field.....	W, 16-6
11-2-46	Murray State.....	W, 69-0
10-25-47	Hardin-Simmons.....	W, 27-7
10-16-48	Cincinnati.....	W, 27-0
10-1-49	Baylor.....	L, 6-14
11-11-50	Kentucky.....	L, 21-48
10-27-51	Alabama.....	L, 0-7
10-18-52	Kentucky.....	W, 27-14
10-10-53	Auburn.....	T, 21-21
11-6-54	North Texas State.....	W, 48-26
10-8-55	Tulane.....	W, 14-0
10-13-56	Trinity.....	W, 18-6
10-12-57	Arkansas State.....	W, 47-13
10-25-58	Alabama.....	L, 7-9
10-24-59	Memphis State.....	W, 28-23
10-29-60	Alabama.....	L, 0-7
10-14-61	Arkansas State.....	W, 38-0
11-3-62	Alabama.....	L, 0-20
10-19-63	Houston.....	W, 20-0
10-10-64	Tulane.....	W, 17-6
10-9-65	Southern Mississippi.....	W, 27-9
10-8-66	Southern Mississippi.....	W, 10-9
10-21-67	Houston.....	L, 6-43
10-12-68	Southern Mississippi.....	L, 14-47
10-11-69	Southern Mississippi.....	W, 34-20
10-24-70	Southern Mississippi.....	W, 51-15
10-16-71	Lamar.....	W, 24-7
10-28-72	Houston.....	W, 27-13
10-27-73	Southern Mississippi.....	T, 10-10
10-26-74	Louisville.....	W, 56-7
10-18-75	North Texas State.....	W, 15-12
10-2-76	Cal Poly Pomona.....	W, 38-0
10-22-77	Southern Mississippi.....	L, 7-14
10-14-78	Florida State.....	W, 55-27
10-20-79	Marshall.....	W, 48-0
10-11-80	Southern Mississippi.....	L, 14-42
10-17-81	Miami (Fla.).....	W, 14-10
10-23-82	Auburn.....	L, 17-35
10-15-83	Miami (Fla.).....	L, 7-31
10-13-84	Kentucky.....	L, 13-17
10-19-85	Tulane.....	W, 31-27
10-25-86	Auburn.....	L, 6-35
10-3-87	Memphis State.....	W, 9-6
10-29-88	Alabama.....	L, 34-53
10-21-89	Memphis State.....	W, 35-10
10-27-90	Auburn.....	L, 16-17
10-19-91	Memphis State.....	L, 23-28
10-24-92	Arkansas State.....	W, 56-6
10-23-93	Arkansas State.....	T, 15-15
10-22-94	Tulane.....	W, 66-22
10-28-95	Kentucky.....	W, 42-32
11-2-96	Northeast Louisiana.....	W, 59-0
10-25-97	Central Florida.....	W, 35-28
10-17-98	East Tennessee State.....	W, 53-6
10-23-99	LSU.....	W, 17-16
10-28-00	Middle Tennessee.....	W, 61-35
10-13-01	Troy State.....	L, 9-21
10-12-02	Troy State.....	W, 11-8
10-11-03	Memphis.....	W, 35-27
10-9-04	UAB.....	L, 13-27
10-22-05	Houston.....	L, 16-28
10-14-06	Jacksonville State.....	W, 35-3
10-6-07	UAB.....	W, 30-13
10-25-08	Middle Tennessee.....	W, 31-22
10-10-09	Houston.....	L, 24-31
10-23-10	UAB.....	W, 29-24

72 Games — 34 Different Opponents..... — 48-21-3

## 1895-1932 (PRE-SEC YEARS)

Overall			
Year	Record	Conf.	Head Coach
1895	0-2	—	W.M. Matthews
1896	0-4	SIAA	J.B. Hildebrand
1901	2-2-1	SIAA	L.B. Harvey
1902	1-4-1	SIAA	L. Gwinn
1903	3-0-2	SIAA	Dan Martin
1904	2-5	SIAA	Dan Martin
1905	3-4	SIAA	Dan Martin
1906	2-2-1	SIAA	Dan Martin
1907	6-3	SIAA	Fred Furman
1908	3-4	SIAA	Fred Furman
1909	5-4	SIAA	W.D. Chadwick
1910	7-2	SIAA	W.D. Chadwick
1911	7-2-1	SIAA	W.D. Chadwick
1912	4-3	SIAA	W.D. Chadwick
1913	6-1-1	SIAA	W.D. Chadwick
1914	6-2	SIAA	E.C. Hayes
1915	5-2-1	SIAA	E.C. Hayes
1916	4-4-1	SIAA	E.C. Hayes
1917	6-1	SIAA	Sid Robinson
1918	3-2	SIAA	Sid Robinson
1919	6-2	SIAA	Sid Robinson
1920	5-3	SIAA	Fred Holtkamp
1921	4-4-1	SC	Fred Holtkamp
1922	3-4-2	SC	C.R. Dudy Noble
1923	5-2-2	SC	Earl Able
1924	5-4	SC	Earl Able
1925	3-4-1	SC	Bernie Bierman
1926	5-4	SC	Bernie Bierman
1927	5-3	SC	J.W. Hancock
1928	2-4-2	SC	J.W. Hancock
1929	1-5-2	SC	J.W. Hancock
1930	2-7	SC	Chris Cagle
1931	2-6	SC	Ray Dauber
1932	3-5	SC	Ray Dauber

SIAA -Southern Intercollegiate Athletic Association

SC -Southern Conference

## 1933-PRESENT

Year	Overall Record	SEC Record	SEC Finish	Head Coach
1933	3-6-1	1-5-1	12th	Ross McKechnie
1934	4-6	0-5	12th	Ross McKechnie
1935	8-3	2-3	t-9th	Ralph Sasse
1936	7-3-1	3-2	5th	Ralph Sasse
1937	5-4-1	3-2	5th	Ralph Sasse
1938	4-6	1-4	11th	Spike Nelson
1939	8-2	3-2	4th	Allyn McKeen
1940	10-0-1	4-0-1	2nd	Allyn McKeen
1941	8-1-1	4-0-1	1st	Allyn McKeen
1942	8-2	5-2	4th	Allyn McKeen
1943	No team due to World War II			
1944	6-2	3-2	5th	Allyn McKeen
1945	6-3	2-3	t-7th	Allyn McKeen
1946	8-2	3-2	5th	Allyn McKeen
1947	7-3	2-2	4th	Allyn McKeen
1948	4-4-1	3-3	7th	Allyn McKeen
1949	0-8-1	0-6	12th	Slick Morton
1950	4-5	3-4	7th	Slick Morton
1951	4-5	2-5	11th	Slick Morton
1952	5-4	3-4	7th	Murray Warmath
1953	5-2-3	3-1-3	6th	Murray Warmath
1954	6-4	3-3	t-6th	Darrell Royal
1955	6-4	4-4	6th	Darrell Royal
1956	4-6	2-5	t-8th	Wade Walker
1957	6-2-1	4-2-1	t-3rd	Wade Walker
1958	3-6	1-6	12th	Wade Walker
1959	2-7	0-7	12th	Wade Walker
1960	2-6-1	0-5-1	11th	Wade Walker
1961	5-5	1-5	t-10th	Wade Walker
1962	3-6	2-5	9th	Paul Davis
1963	7-2-2	4-1-2	4th	Paul Davis
1964	4-6	2-5	8th	Paul Davis

1965	4-6	1-5	t-9th	Paul Davis
1966	2-8	0-6	t-9th	Paul Davis
1967	1-9	0-6	t-9th	Charley Shira
1968	0-8-2	0-4-2	9th	Charley Shira
1969	3-7	0-5	10th	Charley Shira
1970	6-5	3-4	t-7th	Charley Shira
1971	2-9	1-7	10th	Charley Shira
1972	4-7	1-6	9th	Charley Shira
1973	4-5-2	2-5	t-8th	Bob Tyler
1974	9-3	3-3	t-4th	Bob Tyler
1975*	2-9	0-6	t-9th	Bob Tyler
1976*	0-11	0-6	t-9th	Bob Tyler
1977*	0-11	0-6	t-9th	Bob Tyler
1978	6-5	2-4	t-7th	Bob Tyler
1979	3-8	2-4	8th	Emory Bellard
1980	9-3	5-1	t-2nd	Emory Bellard
1981	8-4	4-2	3rd	Emory Bellard
1982	5-6	2-4	8th	Emory Bellard
1983	3-8	1-5	8th	Emory Bellard
1984	4-7	1-5	t-9th	Emory Bellard
1985	5-6	0-6	9th	Emory Bellard
1986	6-5	2-4	t-7th	Rockey Felker
1987	4-7	1-5	t-7th	Rockey Felker
1988	1-10	0-7	10th	Rockey Felker
1989	5-6	1-6	9th	Rockey Felker
1990	5-6	1-6	t-8th	Rockey Felker
1991	7-5	4-3	t-4th	Jackie Sherrill
1992	7-5	4-4	3rd (W)	Jackie Sherrill
1993\$	4-5-2	3-4-1	4th (W)	Jackie Sherrill
1994	8-4	5-3	2nd (W)	Jackie Sherrill
1995	3-8	1-7	4th (W)	Jackie Sherrill
1996	5-6	3-5	4th (W)	Jackie Sherrill
1997	7-4	4-4	t-3rd (W)	Jackie Sherrill
1998	8-5	6-2	t-1st (W)	Jackie Sherrill
1999	10-2	6-2	2nd (W)	Jackie Sherrill
2000	8-4	4-4	t-3rd (W)	Jackie Sherrill
2001	3-8	2-6	6th (W)	Jackie Sherrill
2002	3-9	0-8	5th (W)	Jackie Sherrill
2003	2-10	1-7	5th (W)	Jackie Sherrill
2004	3-8	2-6	6th (W)	Sylvester Croom
2005	3-8	1-7	5th (W)	Sylvester Croom
2006	3-9	1-7	6th (W)	Sylvester Croom
2007	8-5	4-4	t-3rd (W)	Sylvester Croom
2008	4-8	2-6	t-4th (W)	Sylvester Croom
2009	5-7	3-5	t-4th (W)	Dan Mullen
2010	9-4	4-4	5th (W)	Dan Mullen

111 yrs. 499-538-39 166-331-13 32 Coaches

\* - All wins in the 1975-77 seasons were forfeited by the NCAA, except for the 1975 Memphis State and North Texas State games.  
\$ - Win over Alabama in 1993 was forfeited to MSU by the NCAA.





# ALL-TIME RECORDS

## MSU VS. DIVISION I-A CONFERENCES

Atlantic Coast	8-20-1
Big East	5-5
Big Ten	3-7-1
Big 12	14-13-2
Conference USA	87-62-3
Independents	2-0
Mountain West	3-2
Pac-10	0-3
Southeastern	196-387-20
Southwestern Athletic Conference	2-0
Sun Belt	33-5-2
Western Athletic	8-2

## ATLANTIC COAST

	Overall	Home	Away	Neutral
Clemson	1-1-1	0-1	0-0-1	1-0
Florida State	2-7	1-1	1-5	0-1
Georgia Tech	0-4	0-1	0-3	—
Maryland	0-1	—	0-1	—
Miami [FL]	2-3	1-1	1-2	—
North Carolina	1-1	—	—	1-1
NC State	2-3	0-1	1-1	1-1
<b>TOTALS</b>	<b>8-20-1</b>	<b>2-5</b>	<b>3-12-1</b>	<b>3-3</b>

## BIG EAST

	Overall	Home	Away	Neutral
Cincinnati	1-1	1-0	0-1	—
Louisville	2-2	1-1	1-1	—
Syracuse	2-0	1-0	1-0	—
West Virginia	0-2	0-1	0-1	—
<b>TOTALS</b>	<b>5-5</b>	<b>3-2</b>	<b>2-3</b>	<b>—</b>

## BIG TEN

	Overall	Home	Away	Neutral
Illinois	1-1	—	1-0	0-1
Indiana	0-3	—	0-3	—
Michigan	1-0	—	—	1-0
Michigan State	1-2-1	—	1-1-1	0-1
Nebraska	0-1	—	—	0-1
<b>TOTALS</b>	<b>3-7-1</b>	<b>—</b>	<b>2-4-1</b>	<b>1-3</b>

## BIG 12

	Overall	Home	Away	Neutral
Baylor	1-2-1	0-1	1-0	0-1-1
Kansas	1-0	—	—	1-0
Kansas State	1-1*	1-0	0-1*	—
Missouri	0-2	—	0-1	0-1
Oklahoma State	2-2	1-0	0-2	1-0
Texas	2-2	1-0	1-1	0-1
Texas A&M	3-2	—	1-0	2-2
Texas Tech	4-2-1	—	2-1	2-1-1
<b>TOTALS</b>	<b>14-13-2</b>	<b>3-1</b>	<b>5-6</b>	<b>6-6-2</b>

## CONFERENCE USA

	Overall	Home	Away	Neutral
Houston	7-9	3-5	4-4	—
Marshall	1-0	1-0	—	—
Memphis	32-11	15-4	16-6	1-1
Rice	0-1*	—	0-1*	—
Southern Miss	12-14-1	8-6-1	2-2	2-6
Tulane	30-26-2	9-3	17-22-2	4-1
UAB	3-1	2-1	0-1	—
UCF	2-0	1-0	—	1-0
<b>TOTALS</b>	<b>84-62-3</b>	<b>38-19-1</b>	<b>38-35-2</b>	<b>8-8</b>

## INDEPENDENTS

	Overall	Home	Away	Neutral
Army	1-0	—	1-0	—
Navy	1-0	—	—	1-0
<b>TOTALS</b>	<b>2-0</b>	<b>—</b>	<b>1-0</b>	<b>1-0</b>

## MOUNTAIN WEST

	Overall	Home	Away	Neutral
Air Force	0-1	—	—	0-1
Brigham Young	1-1	0-1	1-0	—
Colorado State	2-0	1-0	1-0	—
<b>TOTALS</b>	<b>3-2</b>	<b>1-1</b>	<b>2-0</b>	<b>1-0</b>

## PACIFIC 10

	Overall	Home	Away	Neutral
Oregon	0-2	0-1	0-1	—
Washington	0-1*	—	0-1*	—
<b>TOTALS</b>	<b>0-3</b>	<b>0-1</b>	<b>0-2</b>	<b>—</b>

## SOUTHEASTERN

EASTERN DIVISION				
	Overall	Home	Away	Neutral
Florida	19-33-2	7-4	8-19-1	4-10-1
Georgia	6-16	2-4	2-9	2-3
Kentucky	17-21	10-6	6-13	1-2
South Carolina	6-7	3-3	3-4	—
Tennessee	15-28-1	4-5	7-13	4-10-1
Vanderbilt	12-7-2	6-1	6-5-2	0-1
<b>TOTALS</b>	<b>75-112-5</b>	<b>32-23</b>	<b>32-63-3</b>	<b>11-26-2</b>

## WESTERN DIVISION

	Overall	Home	Away	Neutral
Alabama	18-74-3	4-15	9-40-1	5-19-2
Arkansas	6-14-1	4-6	0-3	2-5-1
Auburn	23-59-2	4-12-1	6-26	13-21-1
LSU	33-68-3	6-12-1	18-46-1	9-10-1
Mississippi	41-60-6	12-20-3	11-21-3	18-19
<b>TOTALS</b>	<b>121-275-15</b>	<b>30-65-5</b>	<b>44-136-5</b>	<b>47-74-5</b>

## SOUTHWESTERN

EASTERN DIVISION				
	Overall	Home	Away	Neutral
Alcorn State	1-0	1-0	—	—
Jackson State	1-0	1-0	—	—
<b>TOTALS</b>	<b>2-0</b>	<b>2-0</b>	<b>—</b>	<b>—</b>

## SUN BELT

	Overall	Home	Away	Neutral
Arkansas State	15-0-1	15-0-1	—	—
La.-Lafayette	3-1	3-0	—	0-1
La.-Monroe	4-1-1	4-1-1	—	—
North Texas	6-2	5-2	—	1-0
Mid. Tenn.	4-0	3-0	1-0	—
Troy	1-1	1-1	—	—
<b>TOTALS</b>	<b>33-5-2</b>	<b>31-4-2</b>	<b>1-0</b>	<b>1-1</b>

## WESTERN ATHLETIC

MOUNTAIN DIVISION				
	Overall	Home	Away	Neutral
Louisiana Tech	7-3	7-2	0-1	—
<b>TOTALS</b>	<b>7-3</b>	<b>7-2</b>	<b>0-1</b>	<b>—</b>

\*Denotes wins which were forfeited by MSU due to NCAA infractions.

## HELMET HISTORY

After a recent five year stint of white helmets, Mississippi State returned to maroon headgear for the 2009 season. State first wore the maroon headgear from 1963-65 followed by a period from 1974-2003. State's record when wearing maroon helmets is 154-198-5 (.438). The Bulldogs are 95-158-9 (.375) in white helmets.

no logo on helmet  
1951-62 white helmet with maroon stripe



1963-65 white decal on maroon helmet

jersey number on helmet

1966-68 maroon numerals on white helmet



1969-73 maroon decal on white helmet (maroon stripe)



1974-78 white decal on maroon helmet



1979-85 white decal on maroon helmet



1986-95 white decal on maroon helmet



1996-2003 white decal on maroon helmet



2004-2008 maroon decal on white helmet



2009-present white decal on maroon helmet





## MSTATE ON TELEVISION

ALL TV Games	70-93
National Cable	32-49
National Network	7-7
Regional Network	31-37
Home Games	37-39
Away Games	24-38
Neutral Sites	9-16
ABC	4-9
CBS	3-6
CBS College	1-0
CSS	1-1
CSTV	1-0
NBC	2-0
ESPN	11-20
ESPN2	6-16*
ESPN U	8-2
ESPN-Regional	1-3
FOX	4-2
Fox Sports Net	4-1
JP / Lincoln Financial Sports/Raycom	21-26*
Mizlou	1-0
Sunshine	1-0
TBS	2-12

\*-includes dual broadcast

## TV RECORD VS. OPP.

Opponent	Record
Air Force	0-1
Alabama	7-15
Alcorn State	1-0
Arkansas	3-4
Auburn	5-11
Brigham Young	1-1
Central Florida	2-0
Clemson	1-0
Florida	5-7
Georgia	1-3
Georgia Tech	0-2
Houston	1-1
Jackson State	1-0
Kansas	1-0
Kentucky	5-2
Louisiana Tech	0-1
LSU	2-17
Memphis	6-0
Michigan	1-0
Middle Tennessee	2-0
Mississippi	8-8
Missouri	0-1
Nebraska	0-1
North Carolina	1-1
North Carolina State	1-1
Oklahoma State	1-0
Oregon	0-2
South Carolina	3-4
Southern Mississippi	0-1
Tennessee	2-7
Texas	2-1
Texas A&M	1-0
Tulane	3-0
UAB	1-0
Vanderbilt	2-0
West Virginia	0-1
<b>TOTALS</b>	<b>69-93</b>

## ALL-TIME TELEVISION APPEARANCES

YEAR	OPPONENT	SCORE	COVERAGE
<b>1963 (1-0)</b>	NC State (Liberty Bowl)	16-12	W NBC
<b>1964 (1-0)</b>	at Ole Miss	20-17	W NBC
<b>1966 (0-1)</b>	at LSU	7-17	L ABC (R)
<b>1974 (1-0)</b>	North Carolina (Sun)	26-24	W CBS
<b>1977 (0-1)</b>	Florida (@ Jackson)	22-24	L ABC (R)
<b>1980 (0-1)</b>	Nebraska (Sun Bowl)	17-31	L CBS
<b>1981 (2-1)</b>	Florida (@ Jackson)	28-7	W ABC (R)
	Missouri (@ Jackson)	3-14	L ABC (R)
	Kansas (HOF Bowl)	10-0	W Mizlou
<b>1982 (1-2)</b>	GEORGIA	22-29	L CBS (R)
	USM (@ Jackson)	14-20	L ABC (R)
	LSU	27-24	W ABC (R)
<b>1984 (0-1)</b>	Mississippi (@ Jackson)	3-24	L TBS

<b>1986 (1-3)</b>	at Tennessee	27-23	W	TBS
	AUBURN	6-35	L	ESPN
	ALABAMA	3-38	L	TBS
	Mississippi (@ Jackson)	3-24	L	TBS
<b>1987 (0-1)</b>	TENNESSEE	10-38	L	TBS
<b>1988 (0-1)</b>	LSU	3-20	L	TBS
<b>1989 (0-1)</b>	Alabama (@ B'ham)	10-23	L	TBS
<b>1990 (0-3)</b>	TENNESSEE	7-40	L	TBS
	at Florida	21-34	L	TBS
	ALABAMA	0-22	L	TBS
<b>1991 (2-4)</b>	TEXAS	13-6	W	TBS
	at Tennessee	24-26	L	TBS
	Florida (@ Orlando)	7-29	L	TBS
	at Auburn	24-17	W	ABC (R)
	at Alabama	7-13	L	TBS
	Air Force (Liberty Bowl)	15-38	L	ESPN
<b>1992 (3-3)</b>	at Texas	28-10	W	ESPN
	FLORIDA	30-6	W	ESPN
	ARKANSAS	10-3	W	JP (R)
	ALABAMA	21-30	L	ESPN
	at Mississippi	10-17	L	JP (R)
	North Carolina (Peach)	17-21	L	ESPN
<b>1993 (1-2)</b>	LSU	16-18	L	ABC (R)
	at Florida	24-38	L	JP (R)
	\$ at Alabama	25-36	L	ABC (R)
	\$ Alabama win forfeited by the NCAA.			
<b>1994 (2-3)</b>	TENNESSEE	24-21	W	JP (R)
	AUBURN	18-42	L	ABC (R)
	ARKANSAS	17-7	W	JP (R)
	ALABAMA	25-29	L	ABC (R)
	NC State (Peach Bowl)	24-28	L	ESPN
<b>1995 (0-4)</b>	LSU	16-34	L	JP (R)
	at Tennessee	14-52	L	ABC (R)
	Arkansas (@ Little Rock)	21-26	L	JP (R)
	at Alabama	9-14	L	JP (R)
<b>1996 (3-3)</b>	at South Carolina	14-10	W	JP (R)
	GEORGIA	19-38	L	ESPN2
	AUBURN	15-49	L	JP (R)
	at LSU	20-28	L	JP (R)
	ALABAMA	17-16	W	ESPN
	at Mississippi	17-0	W	ESPN2 / JP
<b>1997 (5-2)</b>	MEMPHIS	13-10	W	FOX
	KENTUCKY	35-27	W	JP (R)
	LSU	9-24	L	ESPN
	SOUTH CAROLINA	37-17	W	JP (R)
	CENTRAL FLORIDA	35-28	W	Sunshine (R)
	at Alabama	32-20	W	JP (R)
	MISSISSIPPI	14-15	L	ESPN2 / JP
<b>1998 (7-4)</b>	VANDERBILT	42-0	W	ESPN 2
	at Memphis	14-6	W	FOX
	at South Carolina	38-0	W	JP (R)
	AUBURN	38-21	W	JP (R)
	at LSU	6-41	L	ESPN 2
	at Kentucky	35-37	L	ESPN 2
	ALABAMA	26-14	W	JP (R)
	ARKANSAS	22-21	W	JP (R)
	at Mississippi	28-6	W	ESPN
	Tennessee (SEC Champ)	14-24	L	ABC
	Texas (Cotton Bowl)	11-38	L	FOX
<b>1999 (7-2)</b>	MEMPHIS	13-10	W	FOX
	OKLAHOMA STATE	29-11	W	JP (R)
	at Auburn	18-16	W	JP (R)
	LSU	17-16	W	ESPN2
	KENTUCKY	23-22	W	ESPN
	at Alabama	7-19	L	CBS
	at Arkansas	9-14	L	ESPN2
	MISSISSIPPI	23-20	W	ESPN
	Clemson (Peach Bowl)	17-7	W	ESPN
<b>2000 (6-3)</b>	at Memphis	17-3	W	FOX
	at Brigham Young	44-28	W	ESPN
	at South Carolina	19-23	L	JP (R)
	FLORIDA	47-35	W	CBS
	AUBURN	17-10	W	CBS
	at LSU	OT 38-45	L	ESPN2
	ALABAMA	29-7	W	JP (R)
	at Mississippi	30-45	L	ESPN
	Texas A&M (Indy)	OT 43-41	W	ESPN
<b>2001 (2-6)</b>	MEMPHIS	30-10	W	ESPN2
	SOUTH CAROLINA	14-16	L	ESPN
	at Florida	0-52	L	CBS
	at Auburn	14-16	L	ESPN2
	LSU	0-42	L	ESPN2
	at Alabama	17-24	L	JP (R)
	MISSISSIPPI	36-28	W	ESPN
	BRIGHAM YOUNG	38-41	L	ESPN2
<b>2002 (0-5)</b>	at Oregon	13-36	L	FOX
	AUBURN	14-42	L	ESPN
	at LSU	13-31	L	JP (R)
	TENNESSEE	17-35	L	JP (R)
	at Mississippi	12-24	L	ESPN
<b>2003 (0-6)</b>	OREGON	34-42	L	ESPN2
	LSU	6-41	L	ESPN2
	at Kentucky	17-42	L	JP (R)
	ALABAMA	0-38	L	JP (R)
	at Tennessee	21-59	L	JP (R)
	MISSISSIPPI	0-31	L	ESPN
<b>2004 (2-3)</b>	TULANE	28-7	W	ESPN2
	AUBURN	14-43	L	JP (R)
	at LSU	0-51	L	JP (R)
	FLORIDA	38-31	W	JP (R)
	at Alabama	14-30	L	ESPN2
<b>2005 (1-4)</b>	at Auburn	0-28	L	JP (R)
	Tulane (@ Shreveport)	21-14	W	CSTV
	GEORGIA	10-23	L	ESPN
	at Florida	9-35	L	JP (R)
	ALABAMA	0-17	L	CBS
<b>2006 (1-3)</b>	SOUTH CAROLINA	0-15	L	ESPN
	AUBURN	0-34	L	LF (R)
	at LSU	17-47	L	LF (R)
	at Alabama	24-16	W	LF (R)
<b>2007 (5-3)</b>	LSU	0-45	L	ESPN
	at Tulane	38-17	W	CSS
	at Auburn	19-14	W	LF (R)
	at South Carolina	21-38	L	LF (R)
	at West Virginia	13-38	L	ESPN+
	at Kentucky	31-14	W	LF (R)
	ALABAMA	17-12	W	LF (R)
	OLE MISS	17-14	W	LF (R)
	UCF (Liberty Bowl)	10-3	W	ESPN
<b>2008 (1-6)</b>	at Louisiana Tech	14-22	L	ESPN2
	AUBURN	2-3	L	ESPN2
	at Georgia Tech	3-38	L	Raycom (R)
	at LSU	24-34	L	ESPN2
	Middle Tennessee	31-22	W	ESPNU
	at Alabama	7-32	L	ESPN
	at Ole Miss	0-45	L	Raycom (R)
<b>2009 (5-7)</b>	JACKSON STATE	45-7	W	ESPNU
	at Auburn	24-49	L	FSN
	at Vanderbilt	15-3	W	FSN
	LSU	26-30	L	SECN
	GEORGIA TECH	31-42	L	CSS
	HOUSTON	24-31	L	ESPNU
	at Middle Tennessee	27-6	W	ESPNU
	FLORIDA	19-29	L	ESPN
	at Kentucky	31-24	W	FSN
	ALABAMA	3-31	L	ESPN
	Arkansas	21-42	L	SECN
	OLE MISS	41-27	W	SECN
<b>2010 (9-4)</b>	MEMPHIS	49-7	W	ESPNU
	AUBURN	14-17	L	ESPN
	at LSU	7-29	L	ESPNU
	GEORGIA	24-12	W	FSN
	ALCORN STATE	49-16	W	FSN
	at Houston	47-24	W	CBS
	at Florida	10-7	W	ESPNU
	UAB	29-24	W	ESPNU
	KENTUCKY	24-17	W	ESPNU
	at Alabama	10-30	L	ESPN2
	ARKANSAS	31-38	L	ESPN
	at Ole Miss	31-23	W	ESPNU
	vs. Michigan	52-14	W	ESPN2





# MISC. RECORDS

## MSU IN THE FINAL NATIONAL RANKINGS

AP	UPI
1940 — 9th	1963 — 11th
1941 — 16th	1974 — 17th
1942 — 18th	1981 — 17th
1957 — 14th	1992 — 25th
1974 — 17th	
1976 — 20th	<b>ESPN/USA TODAY</b>
1980 — 19th	1994 — 25th
1992 — 23rd	1999 — 12th
1994 — 24th	2000 — 22nd
1999 — 13th	2010 — 17th
2000 — 24th	
2010 — 15th	

## MSU'S RECORD IN...

State/Country	Record	Pct.
Alabama	34-90-3	.274
Arkansas	0-8-1	.000
California	2-0	1.000
Colorado	1-0	1.000
Cuba	1-0	1.000
Florida	10-31-2	.255
Georgia	3-18	.143
Illinois	1-1	.500
Indiana	0-3	.000
Kansas	1-1	.500
Kentucky	7-14	.333
Louisiana	40-73-4	.354
Maryland	0-1	.000
Michigan	1-1-1	.500
Mississippi	326-229-20	.587
Missouri	0-2	.000
New York	2-0	1.000
North Carolina	1-1	.500
Ohio	1-1	.500
Oklahoma	0-2	.000
Oregon	0-1	.000
Pennsylvania	2-1	.667
South Carolina	3-4-1	.438
Tennessee	46-38-6	.540
Texas	13-11-1	.542
Utah	1-0	1.000
Washington	0-1	.000
West Virginia	0-1	.000
<b>TOTALS</b>	<b>499-538-39</b>	<b>.482</b>

## MSU'S RECORD...

Site	Record	Pct.
Home	253-140-14	.644
Away	151-272-15	.357
Neutral	94-126-10	.427
<b>TOTALS</b>	<b>499-538-39</b>	<b>.482</b>

## MSU IN DOMES...

Dome	Record	Pct.
Astrodome	1-2	.333
Carrier Dome	1-0	1.000
Georgia Dome	1-3	.250
Superdome	6-2	.750
<b>TOTALS</b>	<b>9-7</b>	<b>.563</b>

(last dome game: vs. Tulane, 2007, Superdome, New Orleans, La.)

## MSU ON ARTIFICIAL TURF...

26-42 (NOTE: includes four wins that were forfeited from 1975-77)  
(last game: vs. Ole Miss, 2008)

## MSU'S RECORD BY DECADE...

Decade	Record	Pct.
1890s	0-6	.000
1900s	27-28-5	.492
1910s	54-21-4	.709
1920s	38-37-10	.506
1930s	46-48-3	.490
1940s	57-25-4	.686
1950s	45-45-4	.500
1960s	31-63-5	.338
1970s	36-73-2	.333
1980s	50-62-0	.446
1990s	64-50-2	.560
2000s	42-76-0	.356
2010s	9-4-0	.692
<b>TOTALS</b>	<b>499-538-39</b>	<b>.482</b>

## MSU'S RECORD BY MONTH...

Month	Record	Pct.
August	2-5	.286
September	113-92-2	.551
October	219-202-19	.520
November	150-218-17	.408
December	12-17-1	.416
January	3-4	.429
<b>TOTALS</b>	<b>499-538-39</b>	<b>.482</b>

## MSU'S RECORD BY DAY...

Day	Record	Pct.
Sunday	3-4	.429
Monday	3-2-1	.583
Tuesday	2-2	.500
Wednesday	3-0	1.000
Thursday	17-24-2	.415
Friday	28-19-2	.604
Saturday	443-488-34	.476
<b>TOTALS</b>	<b>499-538-39</b>	<b>.482</b>

## LAST TIME MSU HAD AN SEC RECORD OF:

0-1: 2010	3-0: 1999
0-2: 2010	3-1: 1998
0-3: 2006	3-2: 2010
0-4: 2006	3-3: 2010
0-5: 2006	3-4: 2010
0-6: 2005	3-5: 2009
0-7: 2005	
0-8: 2002	4-0: 1999
	4-1: 1981
1-0: 1999	4-2: 2000
1-1: 2009	4-3: 2000
1-2: 2010	4-4: 2010
1-3: 2009	
1-4: 2003	5-0: 1999
1-5: 2003	5-1: 1999
1-6: 2006	5-2: 1999
1-7: 2006	5-3: 1994
	6-0: Never
2-0: 1999	6-1: Never
2-1: 2000	6-2: 1999
2-2: 2010	
2-3: 2009	
2-4: 2009	
2-5: 2009	
2-6: 2008	

## THE LAST TIME MSU HAD A RECORD OF:

0-1: 2007	4-0: 1999
0-2: 2006	4-1: 2000
0-3: 2006	4-2: 2010
0-4: 2003	4-3: 2007
0-5: Never**	4-4: 2007
0-6: Never**	4-5: 2009
0-7: Never**	4-6: 2009
0-8: Never**	4-7: 2009
0-9: Never**	4-8: 2008
0-10: Never**	
0-11: Never**	5-0: 1999
	5-1: 1998
1-0: 2010	5-2: 2010
1-1: 2010	5-3: 1998
1-2: 2010	5-4: 2007
1-3: 2006	5-5: 1990
1-4: 2006	5-6: 1996
1-5: 2006	5-7: 2009
1-6: 1988	
1-7: 1988	6-0: 1999
1-8: 1988	6-1: 1986
1-9: 1988	6-2: 2010
1-10: 1988	6-3: 1998
	6-4: 2007
	6-5: 2007
2-0: 2000	
2-1: 2009	
2-2: 2010	7-0: 1999
2-3: 2009	7-1: 1946
2-4: 2009	7-2: 2010
2-5: 2006	7-3: 2010
2-6: 2006	7-4: 2010
2-7: 2006	7-5: 2007
2-8: 2005	
2-9: 2003	8-0: 1999
2-10: 2003	8-1: 1999
	8-2: 1999
	8-3: 1998
3-0: 1999	8-4: 2010
3-1: 2007	8-5: 2007
3-2: 2010	
3-3: 1990	
3-4: 2009	9-0: Never#
3-5: 2009	9-1: Never
3-6: 2004	9-2: 1999
3-7: 2006	9-3: 1980
3-8: 2006	9-4: 2010
3-9: 2006	
	10-0: Never\$
	10-1: Never\$
	10-2: 1999

\*\*Reflects on-field results

(MSU was 2-9 in 1975 and 0-11 in 1976 and 1977 due to wins forfeited)

#-9-0-1 in 1940

\$-10-0-1 in 1940

## MSU'S RECORD IN...

<b>Season Openers</b>	<b>.78-33-2</b>	<b>.703</b>
@ Home	52-15-1	.776
@ Away Sites	17-10-1	.607
@ Neutral Sites	7-8	.467
vs. SEC opponents	6-12	.333
vs. Non-SEC opp.	70-21-2	.769
<b>Home Openers</b>	<b>.83-25-2</b>	<b>.769</b>
vs. SEC opponents	9-5	.643
vs. Non-SEC opp.	74-20-2	.787
<b>Road Openers</b>	<b>.47-56-6</b>	<b>.452</b>
vs. SEC opponents	10-31-1	.244
vs. Non-SEC opp.	37-25-5	.597
<b>SEC Openers</b>	<b>.25-50-2</b>	<b>.333</b>
@ Home	9-15	.375
@ Away Sites	11-26-1	.305
@ Neutral Sites	4-10-1	.300
<b>SEC Home Openers</b>	<b>.23-35-3</b>	<b>.397</b>
<b>SEC Road Openers</b>	<b>.20-56-1</b>	<b>.263</b>





## LONGEST WINNING STREAKS

W	Time Period	Ended Against
1. 13-	10/17/42 - 11/11/44	at Alabama (L, 0-19, 11/18/44)
2. 10-	10/19/40 - 10/4/41	at LSU (T, 0-0, 10/11/41)
3. 8-	9/4/1999 - 11/4/99	at Alabama (L, 7-19, 11/13/99)
8-	11/28/18 - 11/8/19	Auburn [@ B'ham] (L, 0-7, 11/15/19)
5. 7-	10/12/46 - 11/23/46	at Alabama (L, 7-24, 11/30/46)

### LONGEST HOME WINNING STREAK:

20 games (9/23/39 - 11/22/47)

### LONGEST ROAD WINNING STREAK (DOES NOT INCLUDE NEUTRAL SITES):

8 games (11/11/39-10/4/41)

### LONGEST ROAD WINNING STREAK (INCLUDES NEUTRAL SITES):

8 games (10/17/42 -11/11/44)

## LONGEST SEC WINNING STREAKS

W	Time Period	Ended Against
1. 8-	11/14/1998 - 11/4/99	at Alabama (L, 7-19, 11/13/99)
8-	10/17/42 - 11/11/44	at Alabama (L, 0-19, 11/18/44)
3. 7-	9/20/80 - 10/24/81	at Alabama (L, 10-13, 10/31/81)
4. 5-	11/9/40 - 10/4/41	at LSU (T, 0-0, 10/11/41)
5. 4-	9/24/55 - 10/22/55	at Auburn (L, 26-27, 11/5/55)

### LONGEST SEC HOME WINNING STREAK:

11 games (9/5/1998 - 11/11/00)

### LONGEST SEC ROAD WINNING STREAK (DOES NOT INCLUDE NEUTRAL SITES):

6 games (11/11/39 - 10/4/41)

### LONGEST SEC ROAD WINNING STREAK (INCLUDES NEUTRAL SITES):

7 games (10/17/42 - 11/11/44)

## LONGEST UNBEATEN STREAKS

G	Time Period (Wins, Ties)	Ended Against
1. 21-	11/4/39 - 11/8/41 (19W, 2T)	at Duquesne (L, 0-16)
2. 13-	10/17/42 - 11/11/44 (13W)	at Alabama (L, 0-19)
3. 8-	9/4/1999 - 11/4/99 (8W)	at Alabama (L, 7-19)
8-	11/28/18 - 11/8/19 (8W)	Auburn [@ B'ham]
5. 7-	10/12/46 - 11/23/46 (7W)	at Alabama (L, 7-24)
7-	10/31/14 - 10/16/15 (6W, 1T)	Auburn [@ B'ham]

## LONGEST SEC UNBEATEN STREAKS

G	Time Period (Wins, Ties)	Ended Against
1. 12-	11/1/39 - 11/29/41 (10W, 2T)	at Alabama (L, 6-21)
2. 8-	11/14/1998 - 11/4/99 (8W)	at Alabama (L, 7-19)
8-	10/17/42 - 11/11/44 (8W)	at Alabama (L, 0-19)
4. 7-	9/20/80 - 10/24/81 (7W)	at Alabama (L, 10-13)
5. 4-	9/24/55 - 10/22/55 (4W)	at Auburn (L, 26-27)

## LONGEST LOSING STREAKS

L	Time Period	Ended Against
1. 11-	10/14/67 - 10/12/68	Texas Tech [@ Jackson] (T, 0-0)
2. 10-	9/10/88 - 11/26/88	VANDERBILT (W, 42-7)
3. 8-	10/15/66 - 9/30/67	at Texas Tech (W, 7-3)
8-	10/16/65 - 9/24/66	RICHMOND (W, 20-0)
5. 7-	9/24/83 - 11/5/83	at LSU (W, 45-26)
7-	10/25/58 - 10/3/59	ARKANSAS STATE (W, 49-14)
7-	9/24/05 - 11/19/05	OLE MISS (W, 35-14)

## LONGEST SEC LOSING STREAKS

L	Time Period	Ended Against
1. 19-	10/22/65 - 10/5/68	Texas Tech [@ Jackson] (T, 28-28)
2. 13-	10/4/58 - 11/28/59	Tennessee [@ Memphis] (T, 0-0)
3. 11-	9/23/89 - 11/3/90	LSU [@ Jackson] (W, 34-22)
4. 10-	11/6/04 - 11/19/05	OLE MISS (W, 35-14)
5. 9-	10/18/03 - 10/2/04	FLORIDA (W, 38-31)
9-	9/19/2002 - 9/27/03	VANDERBILT (W, 30-21)
9-	10/25/86 - 11/14/87	Ole Miss [@ Jackson] (W, 30-20)

## LONGEST WINLESS STREAKS

G	Time Period	Ended Against
1. 17-	10/14/67 - 11/30/68 (15L, 2T)	RICHMOND (W, 17-14)
2. 10-	9/10/88 - 11/26/88 (10L)	VANDERBILT (W, 42-7)
10-	11/27/48 - 11/26/49 (9L, 1T)	ARKANSAS ST. (W, 67-0)
4. 8-	10/15/66 - 9/30/67 (8L)	at Texas Tech (W, 7-3)
8-	10/16/65 - 9/24/66 (8L)	RICHMOND (W, 20-0)

## LONGEST SEC WINLESS STREAKS

G	Time Period	Ended Against
1. 29-	10/22/65 - 9/19/70 (27L, 2T)	Vanderbilt (W, 20-6)
2. 22-	10/4/58 - 11/4/61 (21L, 1T)	Auburn (W, 11-10)
3. 11-	9/23/89 - 11/3/90 (11L)	LSU (W, 34-22)
4. 10-	11/6/04 - 11/19/05	OLE MISS (W, 35-14)
5. 9-	10/18/03 - 10/2/04 (9L)	FLORIDA (W, 38-31)
9-	9/19/2002 - 9/27/03 (9L)	VANDERBILT (W, 30-21)
9-	10/25/86 - 11/14/87 (9L)	Ole Miss (W, 30-20)

## LONGEST WITHOUT BEING SHUTOUT

G	Time Period	Ended Against
1. 90-	11/18/78 - 11/1/86 (44-46-0)	LSU [@ Jackson, MS]
2. 76-	11/10/90 - 9/27/97 (39-35-2)	at Georgia
3. 45-	10/11/97 - 9/20/01 (31-14-0)	at Florida
4. 40-	11/9/74 - 9/23/78 (8-32-0)	at Florida
5. 31-	12/1/62 - 11/14/65 (15-14-2)	Ole Miss

## LONGEST WIN STREAKS AGAINST SAME OPPONENT

G	Time Period	Opponent
1. 14-	9/23/50 - 10/24/92	Arkansas State
2. 13-	11/30/11 - 10/24/25	Ole Miss
3. 11-	9/3/94 - present	Memphis
4. 9-	11/10/51 - 10/28/61	Memphis State
5. 8-	10/13/17 - 11/2/29	Mississippi College
8-	10/2/09 - 11/4/39	Birmingham-Southern





# SERIES HISTORY

## AIR FORCE (AFA, 1-0)

1991 AF, 38-15 ..... at Memphis, Tenn.  
at Neutral Sites: AFA, 1-0

## ALABAMA (UA, 74-18-3)

1896: UA, 20-0 ..... at Tuscaloosa  
1901: UA, 45-0 ..... at Tuscaloosa  
1902: UA, 27-0 ..... at Tuscaloosa  
1903: MSU, 11-0 ..... at Columbus, Miss.  
1904: UA, 6-0 ..... at Columbus, Miss.  
1905: UA, 34-0 ..... at Tuscaloosa  
1906: UA, 16-4 ..... at Starkville  
1911: Tie 6-6 ..... at Columbus, Miss.  
1912: MSU, 7-0 ..... at Aberdeen, Miss.  
1913: MSU, 7-0 ..... at Birmingham, Ala.  
1914: MSU, 9-0 ..... at Birmingham, Ala.  
1919: UA, 14-6 ..... at Birmingham, Ala.  
1920: UA, 24-7 ..... at Birmingham, Ala.  
1921: Tied 7-7 ..... at Birmingham, Ala.  
1922: UA, 59-0 ..... at Birmingham, Ala.  
1925: UA, 6-0 ..... at Tuscaloosa  
1926: UA, 26-7 ..... at Meridian, Miss.  
1927: UA, 13-7 ..... at Tuscaloosa  
1928: UA, 46-0 ..... at Starkville  
1931: UA, 53-0 ..... at Meridian, Miss.  
1932: UA, 53-0 ..... at Montgomery, Ala.  
1933: UA, 18-0 ..... at Tuscaloosa  
1934: UA, 41-0 ..... at Tuscaloosa  
1935: MSU, 20-7 ..... at Tuscaloosa  
1936: UA, 7-0 ..... at Tuscaloosa  
1939: UA, 7-0 ..... at Tuscaloosa  
1940: MSU, 13-0 ..... at Tuscaloosa  
1941: MSU, 14-0 ..... at Tuscaloosa  
1942: UA, 21-6 ..... at Tuscaloosa  
1944: UA, 19-0 ..... at Tuscaloosa  
1945: UA, 55-13 ..... at Tuscaloosa  
1946: UA, 24-7 ..... at Tuscaloosa  
1948: UA, 10-7 ..... at Starkville  
1949: UA, 35-6 ..... at Tuscaloosa  
1950: UA, 14-7 ..... at Tuscaloosa  
1951: UA, 7-0 ..... at Starkville  
1952: UA, 42-19 ..... at Tuscaloosa  
1953: Tied 7-7 ..... at Tuscaloosa  
1954: MSU, 12-7 ..... at Tuscaloosa  
1955: MSU, 26-7 ..... at Tuscaloosa  
1956: UA, 13-12 ..... at Tuscaloosa  
1957: MSU, 25-13 ..... at Tuscaloosa  
1958: UA, 9-7 ..... at Starkville  
1959: UA, 10-0 ..... at Tuscaloosa  
1960: UA, 7-0 ..... at Starkville  
1961: UA, 24-0 ..... at Tuscaloosa  
1962: UA, 20-0 ..... at Starkville  
1963: UA, 20-19 ..... at Tuscaloosa  
1964: UA, 23-6 ..... at Jackson, Miss.  
1965: UA, 10-7 ..... at Jackson, Miss.  
1966: UA, 27-14 ..... at Tuscaloosa  
1967: UA, 13-0 ..... at Tuscaloosa  
1968: UA, 20-13 ..... at Tuscaloosa  
1969: UA, 23-19 ..... at Jackson, Miss.  
1970: UA, 35-6 ..... at Tuscaloosa  
1971: UA, 41-10 ..... at Jackson, Miss.  
1972: UA, 58-14 ..... at Tuscaloosa  
1973: UA, 35-0 ..... at Jackson, Miss.  
1974: UA, 35-0 ..... at Tuscaloosa  
1975: UA, 21-10 ..... at Jackson, Miss.  
1976: UA, 34-17 ..... at Tuscaloosa  
1977: UA, 37-7 ..... at Jackson, Miss.  
1978: UA, 35-14 ..... at Birmingham, Ala.  
1979: UA, 24-7 ..... at Tuscaloosa  
1980: MSU, 6-3 ..... at Jackson, Miss.  
1981: UA, 13-10 ..... at Tuscaloosa  
1982: UA, 20-12 ..... at Jackson, Miss.  
1983: UA, 35-18 ..... at Tuscaloosa  
1984: UA, 24-20 ..... at Jackson, Miss.

1985: UA, 44-28 ..... at Tuscaloosa  
1986: UA, 38-3 ..... at Starkville  
1987: UA, 21-18 ..... at Birmingham, Ala.  
1988: UA, 53-34 ..... at Starkville  
1989: UA, 23-10 ..... at Birmingham, Ala.  
1990: UA, 22-0 ..... at Starkville  
1991: UA, 13-7 ..... at Tuscaloosa  
1992: UA, 30-21 ..... at Starkville  
1993: UA, 36-25\* ..... at Tuscaloosa  
1994: UA, 29-25 ..... at Starkville  
1995: UA, 14-9 ..... at Tuscaloosa  
1996: MSU, 17-16 ..... at Starkville  
1997: MSU, 32-20 ..... at Tuscaloosa  
1998: MSU, 26-14 ..... at Starkville  
1999: UA, 19-7 ..... at Tuscaloosa  
2000: MSU, 29-7 ..... at Starkville  
2001: UA, 24-17 ..... at Tuscaloosa  
2002: UA, 28-14 ..... at Tuscaloosa  
2003: UA, 38-0 ..... at Starkville  
2004: UA, 30-14 ..... at Tuscaloosa  
2005: UA, 17-0 ..... at Starkville  
2006: MSU, 24-16 ..... at Tuscaloosa  
2007: MSU, 17-12 ..... at Starkville  
2008: UA, 32-7 ..... at Tuscaloosa  
2009: UA, 31-3 ..... at Starkville  
2010: UA, 30-10 ..... at Tuscaloosa  
at Starkville: UA, 15-4  
at Tuscaloosa: UA, 40-9-1  
at Neutral Sites: UA, 19-5-2

## ALCORN STATE (MSU, 1-0)

2010 MSU, 49-16 ..... at Starkville  
at Starkville: MSU, 1-0

## ARKANSAS (UA, 14-6-1)

1916: MSU, 20-7 ..... at Memphis, Tenn.  
1939: MSU, 19-0 ..... at Memphis, Tenn.  
1992: MSU, 10-3 ..... at Starkville  
1993: Tied, 13-13 ..... at Little Rock, Ark.  
1994: MSU, 17-7 ..... at Starkville  
1995: UA, 26-21 ..... at Little Rock, Ark.  
1996: UA, 16-13 ..... at Starkville  
1997: UA, 17-7 ..... at Fayetteville  
1998: MSU, 22-21 ..... at Starkville  
1999: UA, 14-9 ..... at Little Rock, Ark.  
2000: UA, 17-10 ..... at Starkville  
2001: UA, 24-21 ..... at Fayetteville  
2002: UA, 26-19 ..... at Starkville  
2003: UA, 52-6 ..... at Fayetteville  
2004: UA, 24-21 ..... at Starkville  
2005: UA, 44-10 ..... at Little Rock, Ark.  
2006: UA, 28-14 ..... at Starkville  
2007: UA, 45-31 ..... at Little Rock, Ark.  
2008: MSU, 31-28 ..... at Starkville  
2009: UA, 42-21 ..... at Little Rock, Ark.  
2010: UA, 38-31 (Zot) ..... at Starkville  
at Starkville: UA, 6-4  
at Fayetteville: UA, 3-0  
at Neutral Sites: UA, 5-2-1

## ARKANSAS A&M (MSU, 1-0)

1944: MSU, 49-20 ..... at Starkville  
at Starkville: MSU, 1-0

## ARKANSAS STATE (MSU, 15-0-1)

1950: MSU, 67-0 ..... at Starkville  
1951: MSU, 32-0 ..... at Starkville  
1952: MSU, 41-14 ..... at Starkville  
1954: MSU, 46-13 ..... at Starkville  
1956: MSU, 19-9 ..... at Starkville  
1957: MSU, 47-13 ..... at Starkville  
1958: MSU, 38-0 ..... at Starkville  
1959: MSU, 49-14 ..... at Starkville  
1960: MSU, 29-9 ..... at Starkville  
1961: MSU, 38-0 ..... at Starkville  
1982: MSU, 31-10 ..... at Starkville  
1985: MSU, 22-14 ..... at Starkville  
1986: MSU, 24-9 ..... at Starkville  
1992: MSU, 56-6 ..... at Starkville  
1993: Tie, 15-15 ..... at Starkville  
1994: MSU, 49-3 ..... at Starkville  
at Starkville: MSU, 15-0-1

## ARMY (MSU, 1-0)

1935: MSU, 13-7 ..... at West Point  
at West Point: MSU, 1-0

## AUBURN (AUBURN, 59-23-2)

1905: AU, 18-0 ..... at Columbus, Miss.  
1910: AU, 6-0 ..... at Auburn  
1911: AU, 11-5 ..... at Birmingham, Ala.  
1912: AU, 7-0 ..... at Birmingham, Ala.  
1913: AU, 34-0 ..... at Birmingham, Ala.  
1914: AU, 19-0 ..... at Birmingham, Ala.  
1915: AU, 26-0 ..... at Birmingham, Ala.  
1916: AU, 7-3 ..... at Birmingham, Ala.  
1917: AU, 13-6 ..... at Birmingham, Ala.  
1919: AU, 7-0 ..... at Birmingham, Ala.  
1927: MSU, 7-0 ..... at Birmingham, Ala.  
1928: MSU, 13-0 ..... at Birmingham, Ala.  
1930: MSU, 7-6 ..... at Birmingham, Ala.  
1937: AU, 33-7 ..... at Birmingham, Ala.  
1938: AU, 20-6 ..... at Montgomery, Ala.  
1939: AU, 7-0 ..... at Birmingham, Ala.  
1940: Tie, 7-7 ..... at Birmingham, Ala.  
1941: AU, 13-17 ..... at Birmingham, Ala.  
1942: MSU, 6-0 ..... at Birmingham, Ala.  
1944: MSU, 26-21 ..... at Birmingham, Ala.  
1945: MSU, 20-0 ..... at Birmingham, Ala.  
1946: MSU, 33-0 ..... at Birmingham, Ala.  
1947: MSU, 14-0 ..... at Birmingham, Ala.  
1948: MSU, 20-0 ..... at Birmingham, Ala.  
1949: AU, 25-6 ..... at Auburn  
1950: MSU, 27-0 ..... at Starkville  
1952: MSU, 49-34 ..... at Auburn  
1953: Tie, 21-21 ..... at Starkville  
1955: AU, 27-26 ..... at Auburn  
1956: AU, 27-20 ..... at Auburn  
1957: AU, 15-7 ..... at Birmingham, Ala.  
1958: AU, 33-14 ..... at Auburn  
1959: AU, 31-0 ..... at Birmingham, Ala.  
1960: AU, 27-12 ..... at Auburn  
1961: MSU, 11-10 ..... at Birmingham, Ala.  
1962: AU, 9-3 ..... at Auburn  
1963: MSU, 13-10 ..... at Jackson, Miss.  
1964: AU, 12-3 ..... at Auburn  
1965: AU, 25-18 ..... at Birmingham, Ala.  
1966: AU, 13-0 ..... at Jackson, Miss.  
1967: AU, 36-0 ..... at Auburn  
1968: AU, 26-0 ..... at Jackson, Miss.  
1969: AU, 52-13 ..... at Auburn  
1970: AU, 56-0 ..... at Birmingham, Ala.  
1971: AU, 30-21 ..... at Auburn  
1972: AU, 14-3 ..... at Jackson, Miss.  
1973: AU, 31-17 ..... at Auburn  
1974: AU, 24-20 ..... at Jackson, Miss.  
1975: \*Tie, 21-21 ..... at Auburn  
1976: \*MSU, 28-19 ..... at Jackson, Miss.



# SERIES HISTORY



1977: \*MSU, 27-13 ..... at Auburn  
 1978: AU, 6-0 ..... at Starkville  
 1979: AU, 14-3 ..... at Auburn  
 1980: MSU, 24-21 ..... at Jackson, Miss.  
 1981: MSU, 21-17 ..... at Auburn  
 1982: AU, 35-17 ..... at Starkville  
 1983: AU, 28-13 ..... at Auburn  
 1984: AU, 24-21 ..... at Starkville  
 1985: AU, 21-9 ..... at Auburn  
 1986: AU, 35-6 ..... at Starkville  
 1987: AU, 38-7 ..... at Auburn  
 1988: AU, 33-0 ..... at Auburn  
 1989: AU, 14-0 ..... at Auburn  
 1990: AU, 17-16 ..... at Starkville  
 1991: MSU, 24-17 ..... at Auburn  
 1992: MSU, 14-7 ..... at Starkville  
 1993: AU, 31-17 ..... at Auburn  
 1994: AU, 42-18 ..... at Starkville  
 1995: AU, 48-20 ..... at Auburn  
 1996: AU, 49-15 ..... at Starkville  
 1997: MSU, 20-0 ..... at Auburn  
 1998: MSU, 38-21 ..... at Starkville  
 1999: MSU, 18-16 ..... at Auburn  
 2000: MSU, 17-10 ..... at Starkville  
 2001: AU, 16-14 ..... at Auburn  
 2002: AU, 42-14 ..... at Starkville  
 2003: AU, 45-13 ..... at Auburn  
 2004: AU, 43-14 ..... at Starkville  
 2005: AU, 28-0 ..... at Auburn  
 2006: AU, 34-0 ..... at Starkville  
 2007: MSU, 19-14 ..... at Auburn  
 2008: AU, 3-2 ..... at Starkville  
 2009: AU, 49-24 ..... at Auburn  
 2010: AU, 17-14 ..... at Starkville  
 at Starkville: AU, 12-4-1  
 at Auburn: AU, 26-6  
 at Neutral Sites: AU, 21-13-1

## BAYLOR (BU, 2-1-1)

1948: Tie, 7-7 ..... at Memphis, TN  
 1949: BU, 14-6 ..... at Starkville  
 1950: BU, 14-7 ..... at Shreveport, La.  
 1995: MSU, 30-21 ..... at Waco  
 at Starkville: BU, 1-0  
 at Waco: MSU, 1-0  
 at Neutral Sites: BU, 1-0-1

## BIRMINGHAM SOUTHERN (MSU, 8-0)

1909: MSU, 21-0 ..... at Starkville  
 1910: MSU, 46-0 ..... at Starkville  
 1911: MSU, 62-0 ..... at Starkville  
 1921: MSU, 20-7 ..... at Starkville  
 1922: MSU, 14-0 ..... at Starkville  
 1926: MSU, 19-7 ..... at Birmingham  
 1927: MSU, 27-0 ..... at Starkville  
 1939: MSU, 28-0 ..... at Starkville  
 at Starkville: MSU, 7-0  
 at Birmingham: MSU, 1-0

## BRIGHAM YOUNG (TIED 1-1)

2000: MSU, 44-28 ..... at Provo  
 2001: BYU, 41-38 ..... at Starkville  
 at Starkville: BYU, 1-0  
 at Provo: MSU, 1-0

## CAL POLY-POMONA (CP, 1-0)

1976: \*MSU, 38-0 ..... at Starkville  
 at Starkville: CPP, 1-0

## CAL STATE FULLERTON (MSU, 2-0)

1990: MSU, 27-13 ..... at Starkville  
 1991: MSU, 47-3 ..... at Starkville  
 at Starkville: MSU, 2-0

## CAMP SHELBY (MSU, 1-0)

1918: MSU, 12-0 ..... at Starkville  
 at Starkville: MSU, 1-0

## CENTENARY (CC, 1-0-2)

1928: Tie, 6-6 ..... at Starkville  
 1937: Tie, 0-0 ..... at Shreveport  
 1938: CC, 19-0 ..... at Meridian, Miss.  
 at Starkville: Tied 0-0-1  
 at Shreveport: Tied 0-0-1  
 at Neutral Sites: CC, 1-0

## CHRISTIAN BROTHERS (TIED 0-0-1)

1901: Tied, 0-0 ..... at Memphis  
 at Memphis: Tied, 0-0-1

## CINCINNATI (TIED 1-1)

1948: MSU, 27-0 ..... at Starkville  
 1949: UC, 19-0 ..... at Cincinnati  
 at Starkville: MSU, 1-0  
 at Cincinnati: UC, 1-0

## CLEMSON (TIED 1-1-1)

1948: CU, 21-7 ..... at Starkville  
 1949: Tie, 7-7 ..... at Clemson  
 1999: MSU, 17-7 ..... at Atlanta, Ga.  
 at Starkville: CU, 1-0  
 at Clemson: Tied 0-0-1  
 at Neutral Sites: MSU, 1-0

## COLORADO STATE (MSU, 2-0)

1981: MSU, 37-27 ..... at Fort Collins  
 1984: MSU, 14-9 ..... at Starkville  
 at Starkville: MSU, 1-0  
 at Fort Collins: MSU, 1-0

## CUMBERLAND (CU, 3-2)

1902: CU, 15-6 ..... at Starkville  
 1904: CU, 27-5 ..... at Starkville  
 1905: CU, 27-5 ..... at Starkville  
 1909: MSU, 34-6 ..... at Starkville  
 1914: MSU, 77-0 ..... at Starkville  
 at Starkville: CU, 3-2

## DELTA STATE (MSU, 1-0)

1937: MSU, 39-0 ..... at Starkville  
 at Starkville: MSU, 1-0

## DETROIT (MSU, 1-0)

1945: MSU, 41-6 ..... at Memphis, Tenn.  
 at Neutral Sites: MSU, 1-0

## DRAKE (DU, 1-0)

1922: DU, 48-6 ..... at Starkville  
 at Starkville: DU, 1-0

## DRURY COLLEGE (MSU, 1-0)

1907: MSU, 6-0 ..... at Starkville  
 at Starkville: MSU, 1-0

## DUQUESNE (TIED 3-3)

1936: DU, 13-12 ..... at Miami, Fla.  
 1937: DU, 9-0 ..... at Starkville  
 1938: MSU, 12-7 ..... at Pittsburgh  
 1941: DU, 16-0 ..... at Pittsburgh  
 1942: MSU, 28-6 ..... at Starkville  
 1947: MSU, 34-0 ..... at Starkville  
 at Starkville: MSU, 2-1  
 at Pittsburgh: Tied 1-1  
 at Neutral Sites: DU, 1-0

## EAST TENNESSEE STATE (MSU, 1-0)

1998: MSU, 53-6 ..... at Starkville  
 at Starkville: MSU, 1-0

## FLORIDA (UF, 33-19-2)

1923: Tie, 13-13 ..... at Jacksonville, Fla.  
 1924: UF, 27-0 ..... at Montgomery, Ala.  
 1925: UF, 12-0 ..... at Tampa, Fla.  
 1936: MSU, 7-0 ..... at Gainesville  
 1937: MSU, 14-13 ..... at Starkville

1938: MSU, 22-0 ..... at Starkville  
 1939: MSU, 14-0 ..... at Gainesville  
 1940: MSU, 27-7 ..... at Gainesville  
 1941: MSU, 6-0 ..... at Starkville  
 1942: MSU, 26-12 ..... at Gainesville  
 1954: UF, 7-0 ..... at Gainesville  
 1955: UF, 20-14 ..... at Gainesville  
 1956: UF, 26-0 ..... at Starkville  
 1957: MSU, 29-20 ..... at Gainesville  
 1958: MSU, 14-7 ..... at Gainesville  
 1959: UF, 14-13 ..... at Gainesville  
 1962: UF, 19-9 ..... at Jackson, Miss.  
 1963: Tie, 9-9 ..... at Gainesville  
 1964: UF, 16-13 ..... at Jackson, Miss.  
 1965: MSU, 18-13 ..... at Gainesville  
 1966: UF, 28-7 ..... at Gainesville  
 1967: UF, 24-7 ..... at Jackson, Miss.  
 1968: UF, 31-14 ..... at Gainesville  
 1969: UF, 47-35 ..... at Jackson, Miss.  
 1970: UF, 34-13 ..... at Gainesville  
 1971: MSU, 13-10 ..... at Jackson, Miss.  
 1972: UF, 28-13 ..... at Gainesville  
 1973: MSU, 33-12 ..... at Jackson, Miss.  
 1974: UF, 29-13 ..... at Gainesville  
 1975: UF, 27-10 ..... at Jackson, Miss.  
 1976: UF, 34-30 ..... at Gainesville  
 1977: UF, 24-22 ..... at Jackson, Miss.  
 1978: UF, 34-0 ..... at Gainesville  
 1979: MSU, 24-10 ..... at Jackson, Miss.  
 1980: UF, 21-15 ..... at Gainesville  
 1981: MSU, 28-7 ..... at Jackson, Miss.  
 1982: UF, 27-17 ..... at Gainesville  
 1983: UF, 35-12 ..... at Starkville  
 1984: UF, 27-12 ..... at Gainesville  
 1985: UF, 36-22 ..... at Starkville  
 1986: MSU, 16-10 ..... at Starkville  
 1987: UF, 38-3 ..... at Gainesville  
 1988: UF, 17-0 ..... at Gainesville  
 1989: UF, 21-0 ..... at Tampa, Miss.  
 1990: UF, 34-21 ..... at Gainesville  
 1991: UF, 29-7 ..... at Orlando, Miss.  
 1992: MSU, 30-6 ..... at Starkville  
 1993: UF, 38-24 ..... at Gainesville  
 2000: MSU, 47-35 ..... at Starkville  
 2001: UF, 52-0 ..... at Gainesville  
 2004: MSU, 38-31 ..... at Starkville  
 2005: UF, 35-9 ..... at Gainesville  
 2009: UF, 29-19 ..... at Starkville  
 2010: MSU, 10-7 ..... at Gainesville  
 at Starkville: MSU, 7-4  
 at Gainesville: UF, 19-8-1  
 at Neutral Sites: UF, 10-4-1

## FLORIDA STATE (FSU, 7-2)

1966: FSU, 10-0 ..... at Tallahassee  
 1967: FSU, 24-12 ..... at Tallahassee  
 1968: FSU, 27-14 ..... at Starkville  
 1969: FSU, 20-17 ..... at Tallahassee  
 1971: FSU, 27-9 ..... at Tallahassee  
 1972: FSU, 25-21 ..... at Jackson, Miss.  
 1973: MSU, 37-12 ..... at Tallahassee  
 1978: MSU, 55-27 ..... at Starkville  
 1979: FSU, 17-6 ..... at Tallahassee  
 at Starkville: Tied 1-1  
 at Tallahassee: FSU, 5-1  
 at Neutral Sites: FSU, 1-0

## GARDNER-WEBB (MSU, 1-0)

2007: MSU, 31-15 ..... at Starkville  
 at Starkville: MSU, 1-0

## GEORGETOWN (MSU, 1-0)

1940: MSU, 14-7 ..... at Miami, Fla.  
 at Neutral Sites: MSU, 1-0





# SERIES HISTORY

## GEORGIA (UGA, 16-6)

1914: MSU, 9-0 ..... at Athens  
 1950: UGA, 27-0 ..... at Athens  
 1951: MSU, 6-0 ..... at Starkville  
 1956: MSU, 19-7 ..... at Athens  
 1959: UGA, 15-0 ..... at Atlanta, Ga.  
 1960: UGA, 20-17 ..... at Athens  
 1961: UGA, 10-7 ..... at Atlanta, Ga.  
 1966: UGA, 20-17 ..... at Jackson, Miss.  
 1967: UGA, 30-0 ..... at Athens  
 1970: MSU, 7-6 ..... at Jackson, Miss.  
 1971: UGA, 35-7 ..... at Athens  
 1974: MSU, 38-14 ..... at Jackson, Miss.  
 1975: UGA, 28-6 ..... at Athens  
 1982: UGA, 29-22 ..... at Starkville  
 1983: UGA, 20-7 ..... at Athens  
 1988: UGA, 42-35 ..... at Starkville  
 1989: UGA, 23-6 ..... at Athens  
 1996: UGA, 38-19 ..... at Starkville  
 1997: UGA, 47-0 ..... at Athens  
 2005: UGA, 23-10 ..... at Starkville  
 2006: UGA, 27-24 ..... at Athens  
 2010: MSU, 24-12 ..... at Starkville  
       at Starkville: UGA, 4-2  
       at Athens: UGA, 9-2  
       at Neutral Sites: UGA, 3-2

## GEORGIA TECH (GT, 4-0)

1908: GT, 23-0 ..... at Atlanta  
 1929: GT, 27-13 ..... at Atlanta  
 2008: GT, 38-7 ..... at Atlanta  
 2009: GT, 42-31 ..... at Starkville  
       at Starkville: GT, 1-0  
       at Atlanta: GT, 3-0

## HARDIN-SIMMONS (MSU, 1-0)

1947: MSU, 27-7 ..... at Starkville  
       at Starkville: MSU, 1-0

## HASKELL INSTITUTE (MSU, 1-0)

1917: MSU, 7-6 ..... at Memphis, Tenn.  
       at Neutral Sites: MSU, 1-0

## HAVANA ATHLETIC CLUB (MSU, 1-0)

1911: MSU, 12-0 ..... at Havana, Cuba  
       at Havana: MSU, 1-0

## HENDERSON BROWN (HB, 1-0)

1929: HB, 7-0 ..... at Starkville  
       at Starkville: HB, 1-0

## HENDERSON ST. (HSU, 1-0)

1930: HSU, 25-7 ..... at Starkville  
       at Starkville: HSU, 1-0

## HOUSTON (UH, 9-7)

1956: UH, 18-7 ..... at Houston  
 1960: UH, 14-10 ..... at Starkville  
 1961: MSU, 10-7 ..... at Houston  
 1962: MSU, 9-3 ..... at Houston  
 1963: MSU, 20-0 ..... at Starkville  
 1964: MSU, 18-13 ..... at Starkville  
 1965: MSU, 36-0 ..... at Houston  
 1966: UH, 28-0 ..... at Houston  
 1967: UH, 43-6 ..... at Starkville  
 1969: UH, 74-0 ..... at Houston  
 1970: UH, 31-14 ..... at Starkville  
 1972: MSU, 27-13 ..... at Starkville  
 2003: UH, 42-35 ..... at Houston  
 2005: UH, 28-16 ..... at Starkville  
 2009: UH, 31-24 ..... at Starkville  
 2010: MSU, 47-24 ..... at Houston  
       at Starkville: UH, 5-3  
       at Houston: tied, 4-4

## ILLINOIS (TIED 1-1)

1923: UI, 27-0 ..... at Urbana, Ill.  
 1980: MSU, 28-21 ..... at Champaign  
       at Champaign: MSU, 1-0  
       at Neutral Sites: UI, 1-0

## INDIANA (MSU, 3-0)

1920: IU, 24-0 ..... at Bloomington  
 1926: IU, 19-6 ..... at Bloomington  
 1932: IU, 19-0 ..... at Bloomington  
       at Bloomington: IU, 3-0

## JACKSON AFB (MSU, 1-0)

1944: MSU, 41-0 ..... at Starkville  
       at Starkville: MSU, 1-0

## JACKSON STATE (MSU, 1-0)

2009: MSU, 45-7 ..... at Starkville  
       at Starkville: MSU, 1-0

## JACKSONVILLE STATE (MSU, 1-0)

2002: MSU, 51-13 ..... at Starkville  
 2006: MSU, 35-3 ..... at Starkville  
       at Starkville: MSU, 2-0

## KANSAS (MSU, 1-0)

1981: MSU, 10-0 ..... at Birmingham, Ala.  
       at Neutral Sites: MSU, 1-0

## KANSAS STATE (TIED 1-1)

1974: MSU, 21-16 ..... at Starkville  
 1977: \*MSU, 24-21 ..... at Manhattan  
       at Starkville: MSU, 1-0  
       at Manhattan: KU, 1-0

## KENTUCKY (UK, 21-17)

1914: UK, 19-13 ..... at Lexington  
 1915: MSU, 12-0 ..... at Starkville  
 1916: UK, 13-3 ..... at Lexington  
 1917: MSU, 14-0 ..... at Starkville  
 1944: MSU, 26-0 ..... at Memphis, Tenn.  
 1950: UK, 48-21 ..... at Starkville  
 1951: UK, 27-0 ..... at Lexington  
 1952: MSU, 27-14 ..... at Starkville  
 1953: UK, 32-13 ..... at Lexington  
 1955: MSU, 20-14 ..... at Lexington  
 1958: UK, 33-12 ..... at Lexington  
 1972: UK, 17-13 ..... at Lexington  
 1973: UK, 42-14 ..... at Jackson, Miss.  
 1976: \*MSU, 14-7 ..... at Jackson, Miss.  
 1977: UK, 23-7 ..... at Lexington  
 1984: UK, 17-13 ..... at Starkville  
 1985: UK, 33-19 ..... at Lexington  
 1990: UK, 17-15 ..... at Lexington  
 1991: MSU, 31-6 ..... at Starkville  
 1992: MSU, 37-36 ..... at Lexington  
 1993: UK, 26-17 ..... at Starkville  
 1994: MSU, 47-7 ..... at Lexington  
 1995: MSU, 42-32 ..... at Starkville  
 1996: UK, 24-21 ..... at Lexington  
 1997: MSU, 35-27 ..... at Starkville  
 1998: UK, 37-35 ..... at Lexington  
 1999: MSU, 23-22 ..... at Starkville  
 2000: MSU, 35-17 ..... at Lexington  
 2001: MSU, 17-14 ..... at Starkville  
 2002: UK, 45-24 ..... at Starkville  
 2003: UK, 42-17 ..... at Lexington  
 2004: MSU, 22-7 ..... at Starkville  
 2005: UK, 13-7 ..... at Lexington  
 2006: UK, 34-31 ..... at Starkville  
 2007: MSU, 31-14 ..... at Lexington  
 2008: UK, 14-13 ..... at Starkville  
 2009: MSU, 31-24 ..... at Lexington  
 2010: MSU, 24-17 ..... at Starkville

at Starkville: MSU, 10-6  
 at Lexington: UK, 13-6  
 at Neutral Sites: UK, 2-1

## LAMAR (MSU, 2-0)

1971: MSU, 24-7 ..... at Starkville  
 1974: MSU, 37-21 ..... at Beaumont  
       at Starkville: MSU, 1-0  
       at Beaumont: MSU, 1-0

## LOUISIANA-LAFAYETTE (MSU, 3-1)

1908: ULL, 6-5 ..... at Columbus, Miss.  
 1940: MSU, 20-0 ..... at Starkville  
 1945: MSU, 31-0 ..... at Starkville  
 1987: MSU, 31-3 ..... at Starkville  
       at Starkville: MSU, 3-0  
       at Neutral Sites: USL, 1-0

## LOUISIANA-MONROE (MSU, 4-1-1)

1972: MSU, 42-7 ..... at Starkville  
 1973: Tie, 21-21 ..... at Starkville  
 1989: MSU, 28-14 ..... at Starkville  
 1995: ULM, 34-32 ..... at Starkville  
 1996: MSU, 59-0 ..... at Starkville  
 1997: MSU, 24-10 ..... at Starkville  
       at Starkville: MSU, 4-1-1

## LSU (LSU, 68-33-3)

1896: LSU, 52-0 ..... at Baton Rouge  
 1902: LSU, 6-0 ..... at Starkville  
 1903: MSU, 11-0 ..... at Starkville  
 1905: LSU, 15-0 ..... at Baton Rouge  
 1906: Tied 0-0 ..... at Columbus, Miss.  
 1907: LSU, 23-11 ..... at Baton Rouge  
 1908: LSU, 50-0 ..... at Baton Rouge  
 1909: LSU, 15-0 ..... at Baton Rouge  
 1910: MSU, 3-0 ..... at Columbus, Miss.  
 1911: LSU, 6-0 ..... at Gulfport, Miss.  
 1912: MSU, 7-0 ..... at Baton Rouge  
 1913: Tied 0-0 ..... at Starkville  
 1915: LSU, 10-0 ..... at Baton Rouge  
 1916: LSU, 13-3 ..... at Starkville  
 1917: MSU, 9-0 ..... at Baton Rouge  
 1919: MSU, 6-0 ..... at Starkville  
 1920: MSU, 12-7 ..... at Baton Rouge  
 1921: LSU, 17-14 ..... at Starkville  
 1922: MSU, 7-0 ..... at Baton Rouge  
 1923: MSU, 14-7 ..... at Starkville  
 1926: MSU, 7-6 ..... at Jackson, Miss.  
 1927: LSU, 9-7 ..... at Jackson, Miss.  
 1928: LSU, 31-0 ..... at Jackson, Miss.  
 1929: LSU, 31-6 ..... at Jackson, Miss.  
 1930: MSU, 8-6 ..... at Jackson, Miss.  
 1931: LSU, 31-0 ..... at Baton Rouge  
 1932: LSU, 24-0 ..... at Monroe, La.  
 1933: LSU, 21-6 ..... at Monroe, La.  
 1934: LSU, 25-3 ..... at Baton Rouge  
 1935: LSU, 28-13 ..... at Baton Rouge  
 1936: LSU, 12-0 ..... at Baton Rouge  
 1937: LSU, 41-0 ..... at Baton Rouge  
 1938: LSU, 32-7 ..... at Baton Rouge  
 1939: MSU, 15-12 ..... at Baton Rouge  
 1940: MSU, 22-7 ..... at Baton Rouge  
 1941: Tied 0-0 ..... at Baton Rouge  
 1942: LSU, 16-6 ..... at Baton Rouge  
 1944: MSU, 13-6 ..... at Baton Rouge  
 1945: MSU, 27-20 ..... at Baton Rouge  
 1946: LSU, 13-6 ..... at Baton Rouge  
 1947: LSU, 21-6 ..... at Baton Rouge  
 1948: MSU, 7-0 ..... at Baton Rouge  
 1949: LSU, 34-7 ..... at Baton Rouge  
 1950: MSU, 13-7 ..... at Baton Rouge  
 1951: LSU, 3-0 ..... at Baton Rouge  
 1952: MSU, 33-14 ..... at Baton Rouge



# SERIES HISTORY



1953:	MSU, 26-13	.....	at Baton Rouge
1954:	MSU, 25-0	.....	at Baton Rouge
1955:	LSU, 34-7	.....	at Baton Rouge
1956:	MSU, 32-13	.....	at Baton Rouge
1957:	MSU, 14-6	.....	at Baton Rouge
1958:	LSU, 7-6	.....	at Jackson, Miss.
1959:	LSU, 27-0	.....	at Baton Rouge
1960:	LSU, 7-3	.....	at Baton Rouge
1961:	LSU, 14-6	.....	at Baton Rouge
1962:	LSU, 28-0	.....	at Jackson, Miss.
1963:	MSU, 7-6	.....	at Jackson, Miss.
1964:	LSU, 14-10	.....	at Baton Rouge
1965:	LSU, 37-20	.....	at Baton Rouge
1966:	LSU, 17-7	.....	at Baton Rouge
1967:	LSU, 55-0	.....	at Baton Rouge
1968:	LSU, 20-16	.....	at Baton Rouge
1969:	LSU, 61-6	.....	at Baton Rouge
1970:	LSU, 38-7	.....	at Baton Rouge
1971:	LSU, 28-3	.....	at Jackson, Miss.
1972:	LSU, 28-14	.....	at Baton Rouge
1973:	LSU, 26-7	.....	at Baton Rouge
1974:	MSU, 7-6	.....	at Jackson, Miss.
1975:	*MSU, 16-6	.....	at Baton Rouge
1976:	*MSU, 21-13	.....	at Jackson, Miss.
1977:	LSU, 27-24	.....	at Baton Rouge
1978:	MSU, 16-14	.....	at Jackson, Miss.
1979:	LSU, 21-3	.....	at Baton Rouge
1980:	MSU, 55-31	.....	at Jackson, Miss.
1981:	MSU, 17-9	.....	at Baton Rouge
1982:	MSU, 27-24	.....	at Starkville
1983:	MSU, 45-26	.....	at Baton Rouge
1984:	MSU, 16-14	.....	at Starkville
1985:	LSU, 17-15	.....	at Baton Rouge
1986:	LSU, 47-0	.....	at Jackson, Miss.
1987:	LSU, 34-14	.....	at Baton Rouge
1988:	LSU, 20-3	.....	at Starkville
1989:	LSU, 44-20	.....	at Baton Rouge
1990:	MSU, 34-22	.....	at Jackson, Miss.
1991:	MSU, 28-19	.....	at Baton Rouge
1992:	LSU, 24-3	.....	at Baton Rouge
1993:	LSU, 18-16	.....	at Starkville
1994:	LSU, 44-24	.....	at Baton Rouge
1995:	LSU, 34-16	.....	at Starkville
1996:	LSU, 28-20	.....	at Baton Rouge
1997:	LSU, 24-9	.....	at Starkville
1998:	LSU, 41-6	.....	at Baton Rouge
1999:	MSU, 17-16	.....	at Starkville
2000:	LSU, 45-38	.....	at Baton Rouge
2001:	LSU, 42-0	.....	at Starkville
2002:	LSU, 31-13	.....	at Baton Rouge
2003:	LSU, 41-6	.....	at Starkville
2004:	LSU, 51-0	.....	at Baton Rouge
2005:	LSU, 37-7	.....	at Starkville
2006:	LSU, 47-17	.....	at Baton Rouge
2007:	LSU, 45-0	.....	at Starkville
2008:	LSU, 34-24	.....	at Baton Rouge
2009:	LSU, 30-26	.....	at Starkville
2010:	LSU, 29-7	.....	at Baton Rouge
	at Starkville: LSU, 12-6-1		
	at Baton Rouge: LSU, 46-18-1		
	at Neutral Sites: LSU, 10-9-1		

## LOUISIANA TECH (MSU, 7-3)

1904:	MSU, 32-5	.....	at Starkville
1908:	MSU, 47-0	.....	at Starkville
1927:	MSU, 14-0	.....	at Starkville
1938:	MSU, 48-0	.....	at Starkville
1968:	LTU, 20-13	.....	at Starkville
1980:	MSU, 31-11	.....	at Starkville
1987:	MSU, 14-13	.....	at Starkville
1988:	MSU, 21-14	.....	at Starkville
1996:	LTU, 38-23	.....	at Starkville
2008:	LTU, 22-14	.....	at Ruston
	at Starkville: MSU, 7-2		
	at Ruston: LTU, 1-0		

## LOUISVILLE (TIED 2-2)

1973:	MSU, 18-7	.....	at Louisville
1974:	MSU, 56-7	.....	at Starkville
1975:	*MSU, 28-14	.....	at Louisville
1976:	*MSU, 30-21	.....	at Starkville
	at Starkville: Tied 1-1		
	at Louisville: Tied 1-1		

## LOYOLA (N.O.) (MSU, 3-0)

1934:	MSU, 20-6	.....	at New Orleans
1935:	MSU, 6-0	.....	at New Orleans
1936:	MSU, 32-0	.....	at Meridian, Miss.
	at New Orleans: MSU, 2-0		
	at Neutral Sites: MSU, 1-0		

## MAINE (MAINE, 1-0)

2004:	Maine, 9-7	.....	at Starkville
	at Starkville: Maine, 1-0		

## MARION INSTITUTE (MSU, 4-0)

1905:	MSU, 38-0	.....	at Marion
1906:	MSU, 62-0	.....	at Starkville
1914:	MSU, 54-0	.....	at Starkville
1917:	MSU, 18-6	.....	at Starkville
	at Starkville: MSU, 3-0		
	at Marion: MSU, 1-0		

## MARSHALL (MSU, 1-0)

1979:	MSU, 48-0	.....	at Starkville
	at Starkville: MSU, 1-0		

## MARYLAND (UM, 1-0)

1979:	UM, 35-14	.....	at College Park
	at College Park: UM, 1-0		

## MARYVILLE COLLEGE (TIED 0-0-1)

1916:	Tie, 7-7	.....	at Maryville
	at Maryville: Tied 0-0-1		

## MAXWELL FIELD (MSU, 1-0)

1945:	MSU, 16-6	.....	at Starkville
	at Starkville: MSU, 1-0		

## MEMPHIS (MSU, 32-11)

1951:	MSU, 27-20	.....	at Memphis
1953:	MSU, 34-6	.....	at Memphis
1954:	MSU, 27-7	.....	at Starkville
1955:	MSU, 33-0	.....	at Starkville
1957:	MSU, 10-6	.....	at Starkville
1958:	MSU, 28-6	.....	at Starkville
1959:	MSU, 28-23	.....	at Starkville
1960:	MSU, 21-0	.....	at Starkville
1961:	MSU, 23-16	.....	at Memphis
1962:	MEM, 28-7	.....	at Starkville
1963:	MEM, 17-10	.....	at Memphis
1965:	MEM, 33-13	.....	at Memphis
1974:	MSU, 29-28	.....	at Memphis
1975:	MSU, 17-7	.....	at Memphis
1976:	*MSU, 42-33	.....	at Memphis
1977:	MEM, 21-13	.....	at Memphis
1978:	MSU, 44-14	.....	at Memphis
1979:	MEM, 14-13	.....	at Jackson, Miss.
1980:	MSU, 34-7	.....	at Memphis
1981:	MSU, 20-3	.....	at Jackson, Miss.
1982:	MSU, 41-17	.....	at Memphis
1983:	MEM, 30-13	.....	at Starkville
1984:	MEM, 23-12	.....	at Memphis
1985:	MSU, 31-28	.....	at Starkville
1986:	MSU, 34-17	.....	at Memphis
1987:	MSU, 9-6	.....	at Starkville
1988:	MEM, 31-10	.....	at Memphis
1989:	MSU, 35-10	.....	at Starkville
1990:	MSU, 27-23	.....	at Memphis
1991:	MEM, 28-23	.....	at Starkville
1992:	MSU, 20-16	.....	at Memphis

1993:	MEM, 45-35	.....	at Starkville
1994:	MSU, 17-6	.....	at Memphis
1995:	MSU, 28-18	.....	at Starkville
1996:	MSU, 31-10	.....	at Memphis
1997:	MSU, 13-10	.....	at Starkville
1998:	MSU, 14-6	.....	at Memphis
1999:	MSU, 13-10	.....	at Starkville
2000:	MSU, 17-3	.....	at Memphis
2001:	MSU, 30-10	.....	at Starkville
2002:	MSU, 29-17	.....	at Memphis
2003:	MSU, 35-27	.....	at Starkville
2010:	MSU, 49-7	.....	at Starkville
	at Starkville: MSU, 15-4		
	at Memphis: MSU, 16-6		
	at Neutral Sites: Tied 1-1		

## MEMPHIS ATHLETIC CLUB (MAC, 1-0)

1895:	MAC, 16-0	.....	at Memphis
	at Memphis: MAC, 1-0		

## MEMPHIS UNIV. SCH. (MSU, 1-0)

1910:	MSU, 6-0	.....	at Starkville
	at Starkville: MSU, 1-0		

## MERCER (MSU, 3-0)

1907:	MSU, 75-0	.....	at Columbus, Miss.
1914:	MSU, 66-0	.....	at Starkville
1936:	MSU, 32-0	.....	at Starkville
	at Starkville: MSU, 2-0		
	at Neutral Sites: MSU, 1-0		

## MERIDIAN ATHLETIC CLUB (MSU, 2-0)

1901:	MSU, 11-5	.....	at Meridian
1903:	MSU, 43-0	.....	at Meridian
	at Meridian: MSU, 2-0		

## MIAMI (FLA.) (UM, 3-2)

1954:	UM, 27-13	.....	at Miami
1980:	MSU, 34-31	.....	at Miami
1981:	MSU, 14-10	.....	at Starkville
1982:	UM, 31-14	.....	at Miami
1983:	UM, 31-7	.....	at Starkville
	at Starkville: Tied 1-1		
	at Miami: UM, 2-1		

## MICHIGAN (MSU., 1-0)

2010:	MSU, 52-14	.....	at Jacksonville, Fla.
	at Neutral Sites: MSU, 1-0		

## MICHIGAN STATE (MICH ST., 2-1-1)

1928:	Tie, 6-6	.....	at East Lansing
1929:	MICHST, 33-19	.....	at Jackson, Miss.
1946:	MSU, 6-0	.....	at East Lansing
1947:	MICHST, 7-0	.....	at East Lansing
	at East Lansing: Tied 1-1-1		
	at Neutral Sites: MICHST, 1-0		

## MIDDLE TENNESSEE (MSU, 4-0)

1999:	MSU, 40-7	.....	at Starkville
2000:	MSU, 61-35	.....	at Starkville
2008:	MSU, 31-22	.....	at Starkville
2009:	MSU, 27-6	.....	at Murfreesboro
	at Starkville: MSU, 3-0		
	at Murfreesboro: MSU, 1-0		

## MILLSAPS (MSU, 14-2-1)

1923:	MSU, 28-6	.....	at Starkville
1924:	MSU, 28-6	.....	at Starkville
1925:	MSU, 34-0	.....	at Starkville
1926:	MSU, 34-0	.....	at Starkville
1927:	MSU, 6-0	.....	at Starkville
1929:	Tie, 0-0	.....	at Starkville
1930:	MC, 19-13	.....	at Starkville
1931:	MSU, 10-7	.....	at Jackson
1932:	MSU, 9-8	.....	at Starkville





# SERIES HISTORY

1933: MSU, 12-0 ..... at Starkville  
 1934: MC, 7-6 ..... at Starkville  
 1935: MSU, 45-0 ..... at Starkville  
 1936: MSU, 20-0 ..... at Starkville  
 1939: MSU, 40-0 ..... at Starkville  
 1940: MSU, 46-13 ..... at Starkville  
 1941: MSU, 49-6 ..... at Starkville  
 1944: MSU, 56-0 ..... at Starkville  
 at Starkville: MSU, 13-2-1  
 at Jackson: MSU, 1-0

## MISSISSIPPI COLLEGE (MSU, 16-3)

1910: MSU, 24-0 ..... at Starkville  
 1911: MSU, 27-6 ..... at Starkville  
 1912: MSU, 19-0 ..... at Starkville  
 1913: MSU, 1-0 ..... at Starkville  
 1915: MSU, 12-0 ..... at Jackson, Miss.  
 1916: MC, 13-6 ..... at Aberdeen, Miss.  
 1917: MSU, 68-0 ..... at Starkville  
 1919: MSU, 56-7 ..... at Starkville  
 1920: MSU, 27-0 ..... at Starkville  
 1921: MSU, 14-13 ..... at Jackson, Miss.  
 1924: MSU, 7-6 ..... at Starkville  
 1925: MSU, 46-0 ..... at Starkville  
 1926: MSU, 41-0 ..... at Starkville  
 1929: MSU, 6-0 ..... at Starkville  
 1930: MC, 13-12 ..... at Starkville  
 1931: MC, 6-2 ..... at Starkville  
 1932: MSU, 18-7 ..... at Jackson, Miss.  
 1933: MSU, 18-0 ..... at Starkville  
 1934: MSU, 13-6 ..... at Starkville  
 at Starkville: MSU, 13-2  
 at Neutral Sites: MSU, 3-1

## MISSOURI (UM, 2-0)

1981: UM, 14-3 ..... at Jackson, Miss.  
 1984: UM, 47-30 ..... at Columbia  
 at Columbia: UM, 1-0  
 at Neutral Sites: UM, 1-0

## MURRAY STATE (MSU, 2-0)

1946: MSU, 69-0 ..... at Starkville  
 2005: MSU, 38-6 ..... at Starkville  
 at Starkville: MSU, 2-0

## NAVY (MSU, 1-0)

1983: MSU, 38-10 ..... at Jackson, Miss.  
 at Neutral Sites: MSU, 1-0

## NEBRASKA (UN, 1-0)

1980: UN, 31-17 ..... at El Paso, Texas  
 at Neutral Sites: UN, 1-0

## NEW ORLEANS ATHLETIC CLUB (NOAC, 1-0)

1896: NAC, 55-0 ..... at New Orleans  
 at New Orleans: NAC, 1-0

## NORTH CAROLINA (TIED 1-1)

1974: MSU, 26-24 ..... at El Paso, Texas  
 1993: UNC, 21-17 ..... at Atlanta, Ga.  
 at Neutral Sites: Tied 1-1

## NC STATE (NCSU, 3-2)

1930: NCSU, 14-0 ..... at Raleigh  
 1931: NCSU, 6-0 ..... at Starkville  
 1940: MSU, 26-10 ..... at Raleigh  
 1963: MSU, 16-12 ..... at Philadelphia, Pa.  
 1995: NCSU, 29-25 ..... at Atlanta, Ga.  
 at Starkville: NCSU, 1-0  
 at Raleigh: Tied 1-1  
 at Neutral Sites: Tied 1-1

## NORTH TEXAS (MSU, 6-2)

1952: MSU, 14-0 ..... at Starkville  
 1953: MSU, 21-6 ..... at Starkville  
 1954: MSU, 48-26 ..... at Starkville  
 1955: MSU, 20-7 ..... at Starkville  
 1975: MSU, 15-12 ..... at Starkville  
 1976: \*MSU, 7-0 ..... at Starkville  
 1977: \*MSU, 17-15 ..... at Starkville  
 1978: MSU, 17-5 ..... at Irving, Texas  
 at Starkville: MSU, 5-2  
 at Neutral Sites: MSU, 1-0

## NORTHWESTERN STATE (MSU, 2-0)

1945: MSU, 54-0 ..... at Starkville  
 1946: MSU, 27-0 ..... at Starkville  
 at Starkville: MSU, 2-0

## OKLAHOMA STATE (TIED 2-2)

1970: MSU, 14-13 ..... at Jackson, Miss.  
 1971: OSU, 26-7 ..... at Stillwater  
 1998: OSU, 42-23 ..... at Stillwater  
 1999: MSU, 29-11 ..... at Starkville  
 at Starkville: MSU, 1-0  
 at Stillwater: OSU, 2-0  
 at Neutral Sites: MSU, 1-0

## OLE MISS (UM, 60-41-6)

1901: MSU, 17-0 ..... at Starkville  
 1902: UM, 21-0 ..... at Starkville  
 1903: Tied 6-6 ..... at Oxford  
 1904: UM, 17-5 ..... at Columbus, Miss.  
 1905: MSU, 11-0 ..... at Jackson, Miss.  
 1906: UM, 29-5 ..... at Jackson, Miss.  
 1907: MSU, 15-0 ..... at Jackson, Miss.  
 1908: MSU, 44-6 ..... at Jackson, Miss.  
 1909: UM, 9-5 ..... at Jackson, Miss.  
 1910: UM, 30-0 ..... at Jackson, Miss.  
 1911: MSU, 6-0 ..... at Jackson, Miss.  
 1915: MSU, 65-0 ..... at Tupelo, Miss.  
 1916: MSU, 36-0 ..... at Tupelo, Miss.  
 1917: MSU, 41-14 ..... at Tupelo, Miss.  
 1918: MSU, 13-0 ..... at Oxford  
 MSU, 34-0 ..... at Starkville  
 1919: MSU, 33-0 ..... at Clarksdale, Miss.  
 1920: MSU, 20-0 ..... at Greenwood, Miss.  
 1921: MSU, 21-0 ..... at Greenwood, Miss.  
 1922: MSU, 19-13 ..... at Jackson, Miss.  
 1923: MSU, 13-6 ..... at Jackson, Miss.  
 1924: MSU, 20-0 ..... at Jackson, Miss.  
 1925: MSU, 6-0 ..... at Jackson, Miss.  
 1926: UM, 7-6 ..... at Starkville  
 1927: UM, 20-12 ..... at Oxford  
 1928: UM, 20-19 ..... at Starkville  
 1929: Tied 7-7 ..... at Oxford  
 1930: UM, 20-0 ..... at Starkville  
 1931: UM, 25-14 ..... at Oxford  
 1932: UM, 13-0 ..... at Starkville  
 1933: UM, 31-0 ..... at Oxford  
 1934: UM, 7-3 ..... at Jackson, Miss.  
 1935: UM, 14-6 ..... at Oxford  
 1936: MSU, 26-6 ..... at Starkville  
 1937: MSU, 9-7 ..... at Oxford  
 1938: UM, 19-6 ..... at Starkville  
 1939: MSU, 18-6 ..... at Oxford  
 1940: MSU, 19-0 ..... at Starkville  
 1941: MSU, 6-0 ..... at Oxford  
 1942: MSU, 34-13 ..... at Starkville  
 1944: UM, 13-8 ..... at Oxford  
 1945: UM, 7-6 ..... at Starkville  
 1946: MSU, 20-0 ..... at Oxford  
 1947: UM, 33-14 ..... at Starkville  
 1948: UM, 34-7 ..... at Oxford  
 1949: UM, 26-0 ..... at Starkville  
 1950: UM, 27-20 ..... at Oxford

1951: UM, 49-7 ..... at Starkville  
 1952: UM, 20-14 ..... at Oxford  
 1953: Tied 7-7 ..... at Starkville  
 1954: UM, 14-0 ..... at Oxford  
 1955: UM, 26-0 ..... at Starkville  
 1956: UM, 13-7 ..... at Oxford  
 1957: Tied 7-7 ..... at Starkville  
 1958: UM, 21-0 ..... at Oxford  
 1959: UM, 42-0 ..... at Starkville  
 1960: UM, 35-9 ..... at Oxford  
 1961: UM, 37-7 ..... at Starkville  
 1962: UM, 13-6 ..... at Oxford  
 1963: Tied 10-10 ..... at Starkville  
 1964: MSU, 20-17 ..... at Oxford  
 1965: UM, 21-0 ..... at Starkville  
 1966: UM, 24-0 ..... at Oxford  
 1967: UM, 10-3 ..... at Starkville  
 1968: Tied 17-17 ..... at Oxford  
 1969: UM, 48-22 ..... at Starkville  
 1970: MSU, 19-14 ..... at Oxford  
 1971: UM, 48-0 ..... at Starkville  
 1972: UM, 51-14 ..... at Oxford  
 1973: UM, 38-10 ..... at Jackson, Miss.  
 1974: MSU, 31-13 ..... at Jackson, Miss.  
 1975: UM, 13-7 ..... at Jackson, Miss.  
 1976: \*MSU, 28-11 ..... at Jackson, Miss.  
 1977: \*MSU, 18-14 ..... at Jackson, Miss.  
 1978: UM, 27-7 ..... at Jackson, Miss.  
 1979: UM, 14-9 ..... at Jackson, Miss.  
 1980: MSU, 19-14 ..... at Jackson, Miss.  
 1981: UM, 21-17 ..... at Jackson, Miss.  
 1982: MSU, 27-10 ..... at Jackson, Miss.  
 1983: UM, 24-23 ..... at Jackson, Miss.  
 1984: UM, 24-3 ..... at Jackson, Miss.  
 1985: UM, 45-27 ..... at Jackson, Miss.  
 1986: UM, 24-3 ..... at Jackson, Miss.  
 1987: MSU, 30-20 ..... at Jackson, Miss.  
 1988: UM, 33-6 ..... at Jackson, Miss.  
 1989: UM, 21-11 ..... at Jackson, Miss.  
 1990: UM, 21-9 ..... at Jackson, Miss.  
 1991: MSU, 24-9 ..... at Starkville  
 1992: UM, 17-10 ..... at Oxford  
 1993: MSU, 20-13 ..... at Starkville  
 1994: MSU, 21-17 ..... at Oxford  
 1995: UM, 13-10 ..... at Starkville  
 1996: MSU, 17-0 ..... at Oxford  
 1997: UM, 15-14 ..... at Starkville  
 1998: MSU, 28-6 ..... at Oxford  
 1999: MSU, 23-20 ..... at Starkville  
 2000: UM, 45-30 ..... at Oxford  
 2001: MSU, 36-28 ..... at Starkville  
 2002: UM, 24-12 ..... at Oxford  
 2003: UM, 31-0 ..... at Starkville  
 2004: UM, 20-3 ..... at Oxford  
 2005: MSU, 35-14 ..... at Starkville  
 2006: UM, 20-17 ..... at Oxford  
 2007: MSU, 17-14 ..... at Starkville  
 2008: UM, 45-0 ..... at Oxford  
 2009: MSU, 41-27 ..... at Starkville  
 2010: MSU, 31-23 ..... at Oxford  
 at Starkville: UM, 20-12-3  
 at Oxford: UM, 21-11-3  
 at Neutral Sites: UM, 19-18

## OREGON (UO, 2-0)

2002: UO, 36-13 ..... at Eugene  
 2003: UO, 42-34 ..... at Starkville  
 at Starkville: UO, 1-0  
 at Eugene: UO, 1-0



# SERIES HISTORY



## OUACHITA (MSU, 3-1-2)

1921:	MSU, 21-6	at Starkville
1922:	Tie, 7-7	at Starkville
1923:	MSU, 6-0	at Starkville
1924:	OU, 12-0	at Starkville
1925:	Tie, 3-3	at Starkville
1928:	MSU, 20-6	at Starkville
	at Starkville: MSU, 3-1-2	

## PARK (TENN.) FIELD (PF, 1-0)

1918:	PF, 6-0	at Starkville
	at Starkville: PF, 1-0	

## PAYNE [WEST POINT, MISS.] FIELD (PF, 1-0)

1918:	PF, 7-6	at Starkville
	at Starkville: PF, 1-0	

## RHODES (SOUTHWESTERN) (MSU, 9-3)

1907:	MSU, 7-0	at Starkville
1909:	MSU, 31-0	at Columbus, Miss.
1911:	MSU, 30-0	at Starkville
1930:	SWU, 14-0	at Starkville
1931:	MSU, 14-0	at Starkville
1932:	MSU, 6-0	at Starkville
1933:	SWU, 6-0	at Memphis
1934:	MSU, 21-6	at Memphis
1938:	SWU, 7-3	at Memphis
1939:	MSU, 37-0	at Starkville
1940:	MSU, 13-0	at Memphis
1941:	MSU, 20-6	at Memphis
	at Starkville: MSU, 5-1	
	at Memphis: MSU, 3-2	
	at Neutral Sites: MSU, 1-0	

## RICE (RU, 1-0)

1975:	*MSU, 28-14	at Houston
	at Houston: RU, 1-0	

## RICHMOND (MSU, 2-0)

1966:	MSU, 20-0	at Starkville
1969:	MSU, 17-14	at Starkville
	at Starkville: MSU, 2-0	

## SAMFORD (MSU, 16-1-1)

1902:	MSU, 26-0	at Birmingham
1905:	MSU, 44-0	at Starkville
1906:	MSU, 30-0	at Starkville
1907:	MSU, 12-5	at Birmingham
1909:	HU, 6-0	at Birmingham
1910:	MSU, 82-0	at Starkville
1911:	MSU, 48-0	at Starkville
1913:	MSU, 66-0	at Starkville
1919:	MSU, 39-0	at Starkville
1922:	Tie, 0-0	at Starkville
1934:	MSU, 13-7	at Birmingham
1935:	MSU, 19-6	at Starkville
1936:	MSU, 35-0	at Starkville
1937:	MSU, 38-0	at Starkville
1938:	MSU, 19-0	at Starkville
1939:	MSU, 45-0	at Starkville
1940:	MSU, 40-7	at Starkville
1963:	MSU, 43-0	at Starkville
	at Starkville: MSU, 13-0-1	
	at Birmingham: MSU, 3-1	

## SAN FRANCISCO (MSU, 4-0)

1941:	MSU, 26-13	at San Francisco
1942:	MSU, 19-7	at Memphis, Tenn.
1946:	MSU, 48-20	at Memphis, Tenn.
1947:	MSU, 21-14	at San Francisco
	at San Francisco: MSU, 2-0	
	at Neutral Sites: MSU, 2-0	

## SEWANEE (MSU, 4-1)

1907:	US, 38-0	at Sewanee
1933:	MSU, 26-13	at Starkville
1935:	MSU, 25-0	at Starkville
1936:	MSU, 68-0	at Jackson, Miss.
1937:	MSU, 12-0	at Starkville
	at Starkville: MSU, 3-0	
	at Sewanee: US, 1-0	
	at Neutral Sites: MSU, 1-0	

## SOUTH CAROLINA (USC, 7-6)

1992:	USC, 21-6	at Columbia
1993:	MSU, 23-0	at Starkville
1994:	MSU, 41-36	at Columbia
1995:	USC, 65-39	at Starkville
1996:	MSU, 14-10	at Columbia
1997:	MSU, 37-17	at Starkville
1998:	MSU, 38-0	at Columbia
1999:	MSU, 17-0	at Starkville
2000:	USC, 23-19	at Columbia
2001:	USC, 16-14	at Starkville
2002:	USC, 34-10	at Columbia
2006:	USC, 15-0	at Starkville
2007:	USC, 38-21	at Columbia
	at Starkville: Tied, 3-3	
	at Columbia: USC, 4-3	

## SOUTHERN MLT. ACA. (MSU, 1-0)

1920:	MSU, 33-0	at Starkville
	at Starkville: MSU, 1-0	

## SOUTHERN MISS (USM, 14-12-1)

1935:	MSU, 27-0	at Hattiesburg
1947:	MSU, 14-7	at Starkville
1964:	MSU, 48-7	at Starkville
1965:	MSU, 27-9	at Starkville
1966:	MSU, 10-9	at Starkville
1967:	USM, 21-14	at Starkville
1968:	USM, 47-14	at Starkville
1969:	MSU, 34-20	at Starkville
1970:	MSU, 51-15	at Starkville
1972:	MSU, 26-7	at Starkville
1973:	Tie, 10-10	at Starkville
1975:	*MSU, 7-3	at Starkville
1976:	*MSU, 14-6	at Hattiesburg
1977:	USM, 14-7	at Starkville
1978:	USM, 22-17	at Hattiesburg
1979:	USM, 21-7	at Starkville
1980:	USM, 42-14	at Starkville
1981:	USM, 7-6	at Jackson, Miss.
1982:	USM, 20-14	at Jackson, Miss.
1983:	USM, 31-6	at Jackson, Miss.
1984:	MSU, 27-18	at Jackson, Miss.
1985:	MSU, 23-20	at Jackson, Miss.
1986:	USM, 28-24	at Jackson, Miss.
1987:	USM, 18-14	at Jackson, Miss.
1988:	USM, 38-21	at Jackson, Miss.
1989:	MSU, 26-23	at Hattiesburg
1990:	MSU, 13-10	at Starkville
	at Starkville: MSU, 8-6-1	
	at Hattiesburg: Tied 2-2	
	at Neutral Sites: USM, 6-2	

## SPRING HILL (MSU, 1-0)

1919:	MSU, 12-6	at Starkville
	at Starkville: MSU, 1-0	

## SYRACUSE (MSU, 2-0)

1985:	MSU, 30-3	at Starkville
1986:	MSU, 24-17	at Syracuse
	at Starkville: MSU, 1-0	
	at Syracuse: MSU, 1-0	

## TAMPA (TIED 1-1)

1965:	MSU, 48-7	at Starkville
1968:	UT, 24-17	at Tampa
	at Starkville: MSU, 1-0	
	at Tampa: UT, 1-0	

## TENNESSEE (UT, 28-15-1)

1907:	UT, 11-4	at Memphis Tenn.
1910:	MSU 48-0	at Starkville
1915:	MSU 14-0	at Knoxville
1919:	MSU 6-0	at Knoxville
1920:	MSU 13-7	at Starkville
1921:	UT, 14-7	at Memphis, Tenn.
1922:	UT, 31-3	at Memphis, Tenn.
1923:	UT, 7-3	at Memphis, Tenn.
1924:	MSU 7-2	at Memphis, Tenn.
1925:	UT, 14-9	at Knoxville
1926:	UT, 33-0	at Starkville
1932:	UT, 31-0	at Knoxville
1933:	UT, 20-0	at Knoxville
1934:	UT, 14-0	at Knoxville
1948:	MSU 21-6	at Knoxville
1949:	UT, 10-0	at Knoxville
1950:	MSU 7-0	at Starkville
1951:	UT, 14-0	at Knoxville
1952:	UT, 14-7	at Memphis, Tenn.
1953:	MSU 26-0	at Knoxville
1954:	UT, 19-7	at Memphis, Tenn.
1955:	MSU 13-7	at Knoxville
1957:	UT, 14-9	at Knoxville
1958:	UT, 13-8	at Memphis, Tenn.
1959:	UT, 22-6	at Knoxville
1960:	Tie, 0-0	at Memphis, Tenn.
1961:	UT, 17-3	at Knoxville
1962:	MSU 7-6	at Memphis, Tenn.
1963:	MSU 7-0	at Knoxville
1964:	UT, 14-13	at Memphis, Tenn.
1971:	UT, 10-7	at Memphis, Tenn.
1978:	MSU 34-21	at Memphis, Tenn.
1979:	MSU 28-9	at Memphis, Tenn.
1986:	MSU 27-23	at Knoxville
1987:	UT, 38-10	at Starkville
1990:	UT, 40-7	at Starkville
1991:	UT, 26-24	at Knoxville
1994:	MSU 24-21	at Starkville
1995:	UT, 52-14	at Knoxville
1998:	UT, 24-14	at Atlanta, Ga.
2002:	UT, 35-17	at Starkville
2003:	UT, 59-21	at Knoxville
2007:	UT, 33-21	at Starkville
2208:	UT, 34-3	at Knoxville
	at Starkville: UT, 5-4	
	at Knoxville: UT, 13-7	
	at Neutral Sites: UT, 10-4-1	

## UT CHATTANOOGA (MSU, 4-0)

1909:	MSU, 37-6	at Starkville
1916:	MSU, 33-0	at Chattanooga
1946:	MSU, 41-7	at Starkville
1947:	MSU, 19-0	at Starkville
	at Starkville: MSU, 3-0	
	at Chattanooga: MSU, 1-0	

## TENNESSEE MEDICAL (MSU, 2-0)

1904:	MSU, 59-0	at Starkville
1912:	MSU, 32-0	at Starkville
	at Starkville: MSU, 2-0	





# SERIES HISTORY

## TEXAS (TIED 2-2)

1921: UT, 54-7 ..... at Austin  
 1991: MSU, 13-6 ..... at Starkville  
 1992: MSU, 28-10 ..... at Austin  
 1999: UT, 38-11 ..... at Dallas, Texas  
 at Starkville: MSU, 1-0  
 at Austin: Tied 1-1  
 at Neutral Sites: UT, 1-0

## TEXAS A&M (MSU, 3-2)

1912: TA&M, 41-7 ..... at Houston, Texas  
 1913: MSU, 6-0 ..... at College Station  
 1915: MSU, 7-0 ..... at Dallas, Texas  
 1937: TA&M, 14-0 ..... at Tyler, Texas  
 2000: MSU, 43-41 ..... at Shreveport, La.  
 at College Station: MSU, 1-0  
 at Neutral Sites: Tied 2-2

## TEXAS CHRISTIAN (TIED 0-0-1)

1936: Tie, 0-0 ..... at Dallas, Texas  
 at Neutral Sites: Tied 0-0-1

## TEXAS TECH (MSU, 4-2-1)

1953: TT, 27-20 ..... at Jackson, Miss.  
 1961: MSU, 6-0 ..... at Jackson, Miss.  
 1964: TT, 21-7 ..... at Lubbock  
 1967: MSU, 7-3 ..... at Lubbock  
 1968: Tie, 28-28 ..... at Jackson, Miss.  
 1969: MSU, 30-26 ..... at Lubbock  
 1970: MSU, 20-16 ..... at Jackson, Miss.  
 at Lubbock: MSU, 2-1  
 at Neutral Sites: MSU, 2-1-1

## TRANSLYVANIA (MSU, 3-0-1)

1908: MSU, 12-5 ..... at Starkville  
 1913: MSU, 31-0 ..... at Columbus, Miss.  
 1915: Tie, 0-0 ..... at Starkville  
 1916: MSU, 13-0 ..... at Starkville  
 at Starkville: MSU, 2-0-1  
 at Neutral Sites: MSU, 1-0

## TRINITY (MSU, 1-0)

1956: MSU, 18-6 ..... at Starkville  
 at Starkville: MSU, 1-0

## TROY STATE (TIED 1-1)

2001: TSU, 21-9 ..... at Starkville  
 2002: MSU, 11-8 ..... at Starkville  
 at Starkville: Tied, 1-1

## TULANE (MSU, 30-26-2)

1901: TU, 24-6 ..... at New Orleans  
 1902: Tied 11-11 ..... at New Orleans  
 1903: Tied 0-0 ..... at New Orleans  
 1904: TU, 10-0 ..... at New Orleans  
 1908: TU, 23-0 ..... at New Orleans  
 1909: TU, 2-0 ..... at New Orleans  
 1910: MSU, 10-0 ..... at New Orleans  
 1911: TU, 5-4 ..... at Starkville  
 1912: TU, 27-24 ..... at New Orleans  
 1913: MSU, 32-0 ..... at Starkville  
 1914: MSU, 61-0 ..... at Jackson, Miss.  
 1920: TU, 6-0 ..... at New Orleans  
 1921: TU, 7-0 ..... at New Orleans  
 1922: TU, 26-0 ..... at New Orleans  
 1924: MSU, 14-6 ..... at New Orleans  
 1925: TU, 25-3 ..... at New Orleans  
 1926: MSU, 14-0 ..... at New Orleans  
 1927: MSU, 13-6 ..... at New Orleans  
 1928: TU, 51-6 ..... at Jackson, Miss.  
 1929: TU, 34-0 ..... at New Orleans  
 1930: TU, 53-0 ..... at New Orleans  
 1931: TU, 59-7 ..... at New Orleans  
 1933: TU, 33-0 ..... at New Orleans

1938: TU, 27-0 ..... at New Orleans  
 1942: MSU, 7-0 ..... at New Orleans  
 1945: TU, 14-13 ..... at New Orleans  
 1946: MSU, 14-7 ..... at New Orleans  
 1947: MSU, 20-0 ..... at New Orleans  
 1948: TU, 9-0 ..... at New Orleans  
 1949: TU, 54-6 ..... at New Orleans  
 1951: MSU, 10-7 ..... at New Orleans  
 1952: TU, 34-21 ..... at New Orleans  
 1953: MSU, 21-0 ..... at New Orleans  
 1954: MSU, 14-0 ..... at New Orleans  
 1955: MSU, 14-0 ..... at Starkville  
 1956: TU, 20-14 ..... at New Orleans  
 1957: MSU, 27-6 ..... at Jackson, Miss.  
 1962: MSU, 35-6 ..... at New Orleans  
 1963: MSU, 31-10 ..... at Jackson, Miss.  
 1964: MSU, 17-6 ..... at Starkville  
 1965: TU, 17-15 ..... at New Orleans  
 1982: MSU, 30-21 ..... at New Orleans  
 1983: MSU, 14-9 ..... at Starkville  
 1984: MSU, 30-3 ..... at New Orleans  
 1985: MSU, 31-27 ..... at Starkville  
 1986: MSU, 34-27 ..... at New Orleans  
 1987: TU, 30-19 ..... at Starkville  
 1988: TU, 27-22 ..... at New Orleans  
 1989: MSU, 27-7 ..... at Starkville  
 1990: MSU, 38-17 ..... at New Orleans  
 1991: MSU, 48-0 ..... at Starkville  
 1993: MSU, 36-10 ..... at New Orleans  
 1994: MSU, 66-22 ..... at Starkville  
 2003: TU, 31-28 ..... at New Orleans  
 2004: MSU, 28-7 ..... at Starkville  
 2005: MSU, 21-14 ..... at Shreveport, La.  
 2006: TU, 32-29 ..... at Starkville  
 2007: MSU, 38-17 ..... at New Orleans  
 at Starkville: MSU, 9-3  
 at New Orleans: TU, 22-17-2  
 at Neutral Sites: MSU, 4-1

## UAB (MSU, 3-1)

2004: UAB, 13-27 ..... at Starkville  
 2006: MSU, 16-10 (OT) ..... at Birmingham  
 2007: MSU, 30-13 ..... at Starkville  
 2010: MSU, 29-24 ..... at Starkville  
 at Starkville: MSU, 2-1  
 at Birmingham: MSU, 1-0

## UCF (MSU, 2-0)

1997: MSU 35-28 ..... at Starkville  
 2007: MSU 10-3 ..... at Memphis  
 at Starkville: MSU, 1-0  
 at Neutral Sites: MSU 1-0

## UNION (MSU, 5-2)

1895: UU, 21-0 ..... at Jackson  
 1896: UU, 8-0 ..... at Starkville  
 1907: MSU, 80-0 ..... at Starkville  
 1909: MSU, 25-0 ..... at Columbus, Miss.  
 1923: MSU, 6-0 ..... at Starkville  
 1941: MSU, 56-7 ..... at Starkville  
 1942: MSU, 35-2 ..... at Starkville  
 at Starkville: MSU, 4-1  
 at Jackson: UU, 1-0  
 at Neutral Sites: MSU, 1-0

## WASHINGTON (UW, 1-0)

1977: \*MSU, 27-18 ..... at Seattle  
 at Seattle: UW, 1-0

## WASHINGTON (ST. LOUIS) (WU, 1-0)

1924: WU, 12-6 ..... at St. Louis  
 at St. Louis: WU, 1-0

## WEST TEXAS ST. (MSU, 3-2)

1978: MSU, 28-0 ..... at Jackson, Miss.  
 at Neutral Sites: MSU, 1-0

## VANDERBILT (MSU, 12-7-2)

1904: VU, 30-0 ..... at Columbus, Miss.  
 1923: Tie, 0-0 ..... at Nashville  
 1924: VU, 18-0 ..... at Nashville  
 1933: Tie, 7-7 ..... at Nashville  
 1934: VU, 7-0 ..... at Nashville  
 1935: VU, 14-9 ..... at Nashville  
 1942: MSU, 33-0 ..... at Nashville  
 1970: MSU, 20-6 ..... at Memphis, Tenn.  
 1971: VU, 49-19 ..... at Starkville  
 1972: MSU, 10-6 ..... at Nashville  
 1973: MSU, 52-21 ..... at Starkville  
 1980: MSU, 24-14 ..... at Nashville  
 1981: MSU, 29-9 ..... at Starkville  
 1988: VU, 24-20 ..... at Nashville  
 1989: MSU, 42-7 ..... at Starkville  
 1998: MSU, 42-0 ..... at Starkville  
 1999: MSU, 42-14 ..... at Nashville  
 2003: MSU, 30-21 ..... at Starkville  
 2004: VU, 31-13 ..... at Nashville  
 2008: MSU, 17-14 ..... at Starkville  
 2009: MSU, 15-3 ..... at Nashville  
 at Starkville: MSU, 6-1  
 at Nashville: tied, 5-5-2  
 at Neutral Sites: Tied 1-1

## WEST VIRGINIA (WVU, 2-0)

2006: WVU, 42-14 ..... at Starkville  
 2007: WVU, 38-13 ..... at Morgantown  
 at Starkville: WVU, 1-0  
 at Morgantown: WVU, 1-0

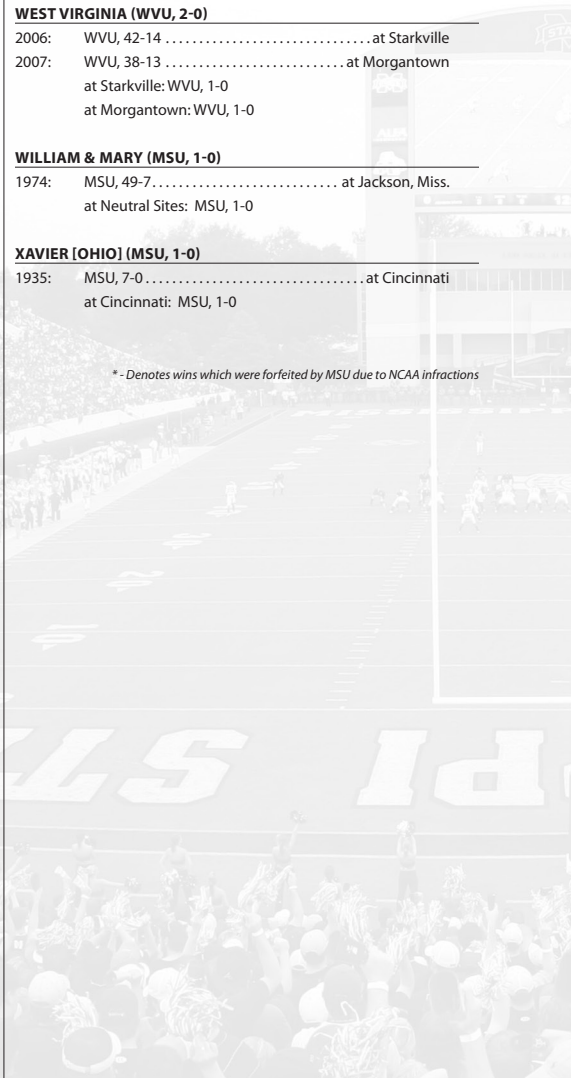
## WILLIAM & MARY (MSU, 1-0)

1974: MSU, 49-7 ..... at Jackson, Miss.  
 at Neutral Sites: MSU, 1-0

## XAVIER (OHIO) (MSU, 1-0)

1935: MSU, 7-0 ..... at Cincinnati  
 at Cincinnati: MSU, 1-0

\* - Denotes wins which were forfeited by MSU due to NCAA infractions





# ASSISTANT COACHES



## ALL-TIME MSU ASSISTANT COACHES

ALDRIDGE, Dennis (Texas, 1969)..... WR (1970-72); RB (1973); QB(1974-77)  
 AMEDEE, Lynn (LSU, 1962)..... OC/QB (1996-98)  
 ARIANS, Bruce (Virginia Tech, 1974)..... WR (1978-80); OC/QB (1993-95)  
 ARMSTRONG, Pee Wee (MSU)..... asst. (1937-38)  
 AIKEN, D.W. (Ole Miss)..... asst. (1935-37)  
 BARFIELD, Doug (Southern Miss, 1957)..... off. asst. (1981)  
 BEAMER, Shane (Virginia Tech, 1999)..... CB(2004-05); RB (2006)  
 BENDER, Vic (Northeast Louisiana, 1969)..... LB (1974-75)  
 BERRY, Todd (Tulsa, 1983)..... WR (1989-90)  
 BLACK, Ricky (MSU, 1971)..... TE (1991-96)  
 BLAKE, John (Oklahoma, 1986)..... DL (2003)  
 BOYD, Bob (Texas A&I, 1964)..... TE (1997-98)  
 BRANCH, Jesse (Arkansas, 1962)..... asst. (1996-96)  
 BROWN, Ralph "Rabbit" (MSU, 1931)..... asst. (1954-58)  
 BROWN, Watson (Vanderbilt, 1973)..... OC/QB (1991-92)  
 BRUCE, Johnny (MSU, 1974)..... DE (1984-85)  
 BURNIE, Jacob (UT-Chattanooga, 1981)..... inside LB (1988)  
 CALHOUN, Shelby (LSU, 1934)..... asst. (1938-39)  
 CAMP, Jim (North Carolina, 1947)..... off. backs (1953)  
 CAMPBELL, Louis (Arkansas, 1973)..... LB (2008-)  
 CAMPBELL, Steve (Troy State, 1988)..... OL (2003)  
 CARA, Mac (North Carolina State, 1937)..... ends (1949-53)  
 CARIDEO, Frank (Notre Dame, 1930)..... asst. (1935-38)  
 CARLISLE, Dyer (Samford, 1971)..... DB (1987); DC/DB (1988)  
 CARMODY, Jim (Tulane, 1956)..... DL (1964-66); DC/line (1989-90)  
 CHADWICK, E.B. (MSU, 1927)..... asst. (1928-29)  
 CHADWICK, W.D. (Marietta)..... asst. (1914-17)  
 CHAMPION, Jim (MSU, 1949)..... OL (1957-61)  
 CHRISTOPHEL, Rick (Austin Peay, 1975)..... WR (1991-94)  
 CLAY, Bill (Arkansas, 1963)..... DB (1989); OC (1990); DC (1991-94)  
 COLLINS, Bobby (MSU, 1958)..... freshmen/asst. backfield (1957-60)  
**COLLINS, Geoff (Western Carolina, 1994)..... Asst. DC/LB (2011-)**  
 CONKRIGHT, William F. "Red" (Oklahoma, 1936)..... asst. (1950-51)  
 COOPER, Ron (Jacksonville State, 1983)..... DC/safeties (2003)  
 CORRERO, John (MSU, 1962)..... asst. freshman/backfield (1962-63)  
 CRANE, Russell (Illinois)..... asst. (1930-35)  
 CRAWFORD, Denver (Tennessee, 1947)..... asst. (1952-53)  
 CROUSEN, Joe (Sul Ross State, 1963)..... TE/K (1979-81); OL/K (1982-85)  
 DANIELS, Keith (Mississippi College, 1969)..... OC/QB (1989)  
 DAUBER, Ray (Iowa, 1925)..... asst. (1930-31)  
 DAVIS, Glenn (Delta State, 1982)..... RB (1997-2003)  
 DAVIS, Harper (MSU, 1948)..... asst. (1956-58)  
 DAVIS, Paul (Ole Miss, 1946)..... off. backs (1961)  
 DIAZ, Manny (Florida State, 1995)..... DC/LB (2010)  
 DICKENS, Phil (Tennessee, 1936)..... asst. (1945-47)  
 DICKEY, Darrell (Kansas State, 1983)..... QB (1990)  
 DONAHUE, Ken (Tennessee, 1950)..... DL (1961-63)  
 DOOLEY, Bill (MSU, 1955)..... freshmen/asst. OL (1957-60); OL (1963)  
 DOVE, Marc (Texas Tech, 1972)..... DB (1978-81); DC/DB (1982-83)  
 DRAYTON, Stan (Allegheny [PA] College, 1993)..... RB (2004)  
 DUNN, Joe Lee (UT-Chattanooga, 1968)..... DC/DE (1996-2002)  
 DYKES, Spike (Stephen F. Austin, 1959)..... OL (1979)  
 EDMONDSON, Larry (Texas A&M, 1984)..... WR (1996)  
 EWING, Hickman (Howard)..... freshmen (1948)  
 FABRIS, Frank (Tulane, 1953)..... OL (1967-68); DL (1969)  
 FATHERREE, Jesse (LSU, 1935)..... backs (1949-51)  
**FELKER, Rocky (MSU, 1975)..... JV(1975); TE(1976-77);**  
**.....QB(1978); football ops (2002-2006); RB(2006-2008);**  
**.....player personnel (2009-)**  
 FERRIS, David "Boo" (MSU)..... asst. (1967)  
 FIELD, Bob (Arkansas, 1970)..... DB (1973-76); DC/DB (1977)  
 FISHER, Sonny (MSU, 1964)..... recruiting (1968)  
 FORD, Bob (Memphis State, 1955)..... asst. head coach (1966)  
 FORD, Robert (Houston, 1973)..... TE (1982-84)  
 FREMIN, Jerry (Southern Miss, 1976)..... OL (1997-2000)  
 GARBER, Chip (Maryland, 1978)..... DB (1990)

GARRETT, Charles (Miss. Col., 1963)..... QB (1973); RB (1974-77); DE(1978)  
 GEBHART, Smylie (Georgia Tech, 1972)..... def. asst. (1973-76)  
 GOODE, Tom (MSU, 1960)..... OL (1972-75); OC (1984-85); OL (1986-88)  
 GOODMAN, Gerald (North Alabama, 1978)..... DB (1985)  
 GRAY, Ronnie (MSU, 1970)..... str (1973); DE (1974-78);  
 .....DT(1985); def. co./LB (1986-87)  
 GREGORY, Roy (UT-Chattanooga, 1968)..... asst. head coach/RB (1986-88)  
 GRIMES, J.B. (Henderson [AR] State, 1977)..... OL (2004-)  
 GULLETTE, Ted (Delta State, 1972)..... GA (1973-74); WR (1975-78)  
 HALBERT, Frank (Ole Miss, 1962)..... off. backs (1970-71); DL (1972); DE (1973)  
 HALE, Goat (Mississippi College)..... asst. (1933-36)  
 HALEY, Brick (Alabama A&M, 1989)..... DL (2004-06)  
 HALLMAN, Curley (Texas A&M, 1978)..... DB (2002-03)  
 HARBISON, Charlie (Gardner-Webb, 1985)..... safeties (2007); DC (2008-)  
 HAYES, Billy (Albion)..... asst. (1911-13); 1918-23)  
**HEVESY, John (Maine, 1999)..... OL (2009-)**  
 HELMS, Jim (Texas, 1967)..... asst. head coach/RB (1991-96)  
 HENDRICK, John (Pittsburgh, 1981)..... DL (1995-02)  
 HILDEBRAND, Bill (MSU, 1947)..... ends (1947-48); fr. (1952-53); DC (1967-68)  
 HILYER, Jim (Stetson, 1957)..... GA (1963); LB (1964-66)  
 HITT, Dick (Mississippi College)..... ends (1944-47)  
 HOCH, Vince (Pfeiffer College, 1966)..... DB (1986)  
 HOLLIDAY, Guy (Cheyney [PA], 1987)..... WR (2003-06)  
 HUDSPETH, Mark (Delta State, 1992)..... WR (2009-10)  
**HUGHES, Tony (Southern Miss, 1980)..... S (2009-)**  
 JENKINS, John (Arkansas, 1974)..... outside LB (1979-83)  
 JENKINS, Pete (Western Carolina, 1963)..... defense line (1991-94)  
 JOHNSON, Denver (Tulsa, 1981)..... OL (1993-94)  
 JOHNSON, Ellis (The Citadel, 1975)..... DC(2004-2007)  
 JONES, Alan (Delta State, 1969)..... JV (1973); TE (1974); WR (1975)  
 JONES, Amos (Alabama, 1982)..... LB/spec. tms (2004-06)  
 JONES, Frank (North Carolina, 1948)..... off. backs (1962-65)  
 JONES, Leo (Southeastern Louisiana, 1951)..... freshmen (1968-72)  
 KELLOGG, Bob (Tulane, 1939)..... backs (1954-58)  
 KETTLER, Elwood (Texas A&M, 1955)..... DC (1970-72)  
 KITCHENS, Freddie (Alabama, 1998)..... TE (2004); RB (2005)  
 KLINDWORTH, Martin (MSU, 1920)..... asst. coach (1930-32)  
**KNOX, Greg (Northeastern State, 1986)..... RB (2009-)**  
**KOENNING, Les (Texas, 1981)..... WR (1986-89, 2009-)**  
 KRISTYNIK, Marvin (Texas, 1965)..... asst. freshman coach (1967)  
 LEE, George (Delta State, 1969)..... JV secondary (1972-73)  
 LEWIS, Art (Ohio)..... line (1949)  
 LEWIS, Terry (Southern, 1970)..... tackles/TE (2001-03)  
 LOGAN, Steve (Tulsa, 1975)..... QB (1987-88)  
 MALAVASI, Ray (MSU)..... asst. (1952-53)  
 MAJORS, Johnny (Tennessee, 1957)..... DB (1960-63)  
 MANELY, C.T. (Southeastern Louisiana, 1942)..... asst. (1949-51)  
 MAPP, Marcus (MSU, 1937)..... backs (1944-48)  
 MARTIN, Dan (Auburn, 1901)..... asst. (1907)  
 McCORVEY, Woody (Alabama St, 1972)..... OC/QB (2004-2008)  
 McCRAY, Carroll (Gardner-Webb, 1983)..... centers/guards (2001-02)  
 McCULLOUGH, Leo. (MSU, 1949)..... (1954-56); (1957-59); (1964-68)  
 McGEORGE, Hal (MSU, 1907)..... asst. (1908)  
**MIRANDO, Angelo (Case-Western Reserve, 2008)..... WR (2011-)**  
 MOLINSKI, Ed (Tennessee, 1940)..... line (1944-48)  
 MOON, Lee (VMI, 1970)..... LB (1982-84)  
 MOORE, Elwyn (MSU)..... asst. (1933-34)  
 MORRIS, Fred (Mississippi College, 1954)..... DL (1967-68); DC/LB (1969)  
 MORRISS, Guy (TCU, 1984)..... OL (1996)  
 MORRIS, Tom (MSU, 1953)..... OL (1962)  
 MULLINS, Gary (Houston, 1972)..... off. backs (1979-83)  
 MURPHY, Billy "Spook" (MSU, 1946)..... DB/punters (1952-53)  
 NOBLE, Dudy (MSU, 1915)..... asst. (1919-21; 1923-29)  
 NUSZ, David (Maryland, 1955)..... DB (1970-72)  
 OFSTIE, Harold (Wisconsin)..... asst. (1922)  
 OWENS, David (MSU, 1950)..... freshmen (1961-63);  
 .....OL (1964-65); freshmen (1966)  
 PARKER, Henry Lee (MSU, 1948)..... asst. off. coach (1956-62); LB (1963)

PATRICK, J.W. (MSU, 1942)..... asst. (1959-61)  
 PERKINS, Ray (Alabama, 1967)..... WR (1973)  
 PITTMAN, Jim (MSU, 1950)..... freshmen (1951-53); asst. (1954-55)  
 PLUMMER, Johnny (Mississippi College, 1960)..... off. backs (1984-85)  
 POPE, Ken (Oklahoma, 1975)..... outside LB (1991-94)  
 PROCTOR, Bobby (Arkansas, 1955)..... DB (1964-66)  
 PULLEN, Jerry (UAB, 1979)..... outside LB (1987-88)  
 RADER, David (Tulsa, 1980)..... OC/off. backs (1986)  
 RANDALL, Craig (Colgate, 1956)..... DL (1979-81; 1987-88)  
 REED, Wesley (La. College, 1963)..... fr. line (1970-72);  
 .....OL/K (1973-75); DE/K (1976-77)  
 ROBERTSON, Melvin (West Texas State, 1950)..... DC (1984-85)  
 ROYAL, Darrell (Oklahoma, 1949)..... off. backs (1952)  
 SANDAHL, Al (Louisiana College, 1963)..... freshman OL (1973); asst. (1974)  
**SALLACH, Scott (Ursinus, 1994)..... TE (2009-)**  
 SCALES, Walter (MSU, 1931)..... asst. (1933-34)  
 SHARPE, Jimmy (Alabama, 1963)..... asst. head coach/OC (1978)  
 SHELTON, John (Louisville, 1952)..... off. backs (1966)  
 SHIRA, Charley (MSU, 1954)..... asst. (1952); line coach (1954-56)  
 SMITH, Eugene (Mississippi College, 1980)..... outside LB (1989-90)  
**SMITH, Melvin (Millsaps, 1982)..... WR (1995); DB (1996-01); DB (2006-)**  
 SPOONER, Vic (Texas Tech, 1954)..... ends (1962-63); DC/ends (1964-66)  
 SPRAYBERRY, Steve (Alabama, 1974)..... OL (1976-78)  
 STACY, Billy (MSU, 1959)..... DB (1967-68); WR (1969)  
 STOKES, John (Army)..... asst. (1935-37)  
 STRANGE, Clarence "Pop" (LSU, 1937)..... asst. line (1949-51)  
 STRINGER, Reed (Delta State, 2001)..... TE (2005-); special teams (2007)  
 STUART, Clyde (MSU, 1927)..... off. backs (1959-60)  
 STUMP, Craig (Texas A&M, 1987)..... WR (1997-02)  
 SULLINS, S.E. (N. Ala., 1962)DT (1973-75); LB (1976-77); DC (1978); DL (1982-84); LB (1985)  
 TAYLOR, Ronald (Southern Miss, 1980)..... TE (1986-90)  
 TIPPETT, Howard (ETSU, 1958)..... asst. head coach/LB (1973); DC (1979)  
 TOHILL, Billy (MSU, 1961)..... GA (1961); asst. backs coach (1962-65)  
 TOMPKINS, Jim (Troy State, 1962)..... ILB (1989-03); player relations (2004)  
 TORBUSH, Carl (Carson Newman, 1974)..... DC (2009)  
 TRICKETT, Rick (Glenville State, 1972)..... OL (1989-92)  
 TRUITT, John (MSU)..... asst. (1948-51)  
 TURNBOW, Bill (Texas Tech, 1960)..... OL (1967; 1969); OC/OL (1970-71)  
 TURNER, David (Davidson, 1985)..... defensive line (2007-)  
 TYLER, Bob (Ole Miss, 1958)..... OC (1972)  
 VALESENTE, Bob (Ithaca, 1962)..... DC (1980-81)  
 WALKER, Ronald "Brownie" (MSU, 1963)..... LB (1967-68); freshmen (1969-72)  
 WALKER, Wade (Oklahoma, 1950)..... line (1949-55)  
 WALLACE, Bobby (MSU, 1976)..... DC (1986)  
 WARMATH, Murray (Tennessee, 1934)..... line (1939-45)  
 WASHINGTON, Pat (Auburn, 1987)..... wide receivers (2007-)  
 WATSON, Pat (MSU, 1965)..... DL (1970-71)  
 WATTS, Morris (Tulsa, 1961)..... OC/QB (2003)  
 WEAVER, DeWitt (Tennessee, 1936)..... line (1946-48)  
 WHITE, Alan (Wake Forest, 1962)..... WR (1968); DB (1969)  
 WILSON, Barry (LSU, 1969)..... OL (1979-83)  
**WILSON, Chris (Oklahoma, 1992)..... Asst. DC/DL (2010) DC/DL (2011-)**  
 WILSON, David (Troy State, 1977)..... TE (1999-00); football ops (2001)  
 WOODS, Sparky (Carson-Newman, 1976)..... OC/QB (1999-02)  
 WRIGHT, Jim (Texas A&M, 1958)..... OC (1967-69)  
 WYATT, Bowden..... ends (1939-42); 1946)

Current MSU staff members in BOLD





# LETTERWINNERS

## A

ABERNATHY, Tom	1965
ADAMS, Hugh	1966-67-68
ADAMS, Keith	1999
ADDERHOLT, Oliver	1965
ADKINS, Michael	1994
AINSWORTH, Brad	1994-95-96
ALDERMAN, Joe	1971
ALDRIDGE, Corwyn	1981-82-83-84
ALDRIDGE, Lance	1988-89-90-91
ALEXANDER, Leon	1973-74-75
ALEXANDER, Murry	1946-47-48-49
ALEXANDER, V.B.	1905-06
ALFORD, G.H.	1895-96
ALFORD, John	1938-39-40
ALFRED, Justin	1968
ALLEN, A.H.	1910-11
ALLEN, E.R.	1927-28-29
ALLEN, Eric	1995-96-97-98
ALLEN, Henry	1917-18-19
ALLEN, Michael	2001-02
ALLEN, Terry	1971
AMBERS, Robert	2008
AMBROSE, Derek	2004-05-06
AMOS, E.N.	1929
ANDERSON, Brian	1992-93-94-95
ANDERSON, Brian	2003-04-05-06
<b>ANDERSON, Damein</b>	<b>2008-09-10</b>
ANDERSON, Jesse	1986-87-88-89
ANDERSON, Koche	1993-94
ANDERSON, Treddis	1989-90-91
ANDREWS, Keith	2003-04-05-06
ANGER, Bob	1970-71
ARANT, Stephen	2003-04-05
ARMSTEAD, Lorenzo	1996-97-98-99
ARMSTRONG, Charles	1934-35-36
ARMSTRONG, Bobby	1970-71
ARNOLD, J.D.	1942-46
ARNOLD, Pat	1947
ARNOLD, W.F. (Bill)	1939-40-41
ARRINGTON, M.A.	1909-10
ARTIGUES, Jeff	1991-92
ASHCROFT, W.H.	1928-29
ASHFORD, Earnest	1984-85
ASHLEY, Ben	1998
ASHLEY, Burt	1994-95-96
ASHLEY, Loren	1950-51
ASKEW, J.W.	1918-19-20-21

## B

BADON, Adesola	1995-96-97-98
BAGGETT, Greg	1965
BAILEY, Benje	1994-95-96
BAILEY, Brent	1993
BAILEY, Jim	1946-47-48
BAILEY, Tim	2006-07-08
BAIN, Jim	1955-56
BAKER, Billy -1971-72	
BAKER, H.G.	1912-13
BAKER, Johnny	1960-61-62
BAKER, Sam	1994-95-96-97
BALL, Hilton	1962-63-64
BALL, I.B.	1895
BALL, Kyle	1976

BALL, Richard	2001-02
BALLARD, Hugh	1993
BALLARD, N.B.	1917
<b>BALLARD, Vick</b>	<b>2010</b>
BANKS, J.H.	1928
<b>BANKS, Johnthan</b>	<b>2009-10</b>
BANKS, Korey	2001-02
BANKS, Wayne	1984-86-87
BARKUM, Melvin	1972-73-74
BARLOW, Bobby	1986-87-88-89
BARLOW, Mitchell	1984
BARNES, Earnest	1979-80-81-82
BARNES, Malcolm	1984
BARNETT, E.B.	1920-21-22-23
BARNETT, James	1957
BARRON, George	1965
BARRON, Jim	1953-54-55
BASKIN, W.H.	1917-18
BASS, L.G.	1909-10-11
BATES, Bobby	1958
BATES, Desmond	1987-88-89-90
BATTE, Jack	1956-57-58
BAUGHMAN, J.C.	1950
BEACH, Jerry	1966
BEAMAN, Terrance	2004-05
BEAN, David	1976-77-78
BEAN, Robert	1998-99
BEECH, Wally	1949-50-51
BEENE, Charles	1963
BELCHER, Trey	1996-97-99
BELL, Aubrey	2005-06-07-08
BELL, Bill	1978-80-81-82
BELL, C.P.	1921
BELL, Frankie	1964-65
BELL, Jonathan	2001
BELL, Nick	2009-10
BELL, Robert	1970-71-72
BELL, Shea	1990-91-92-93
BENDER, Michael	1997-98-99-2000
BENEFIELD, Greg	1978
BENGE, John	1956-57
BENNETT, Andre	1991-92-93-94
BENNETT, Asa	1986-87-88
BENNETT, Rico	2002-03-04
BENNETT, Ron	1954-55-56
BENSON, Jack	1956-57-58
BENTON, Howard	1960-61-62
BERRY, Leon	2009-10
BERRY, Scott	1986-87
BETCHER, Russell	1987
BETHUNE, Bobby	1959-60
BETHUNE, Frank	1942
BIGGERS, R.R.	1926
BILLIE, Ivan	2000-01
BILLINGSLEY, D.W.	1908-1909
BILLINGSLEY, M.C.	1918-19-20
BISHOP, C.H.	1940-41-42
BIVINES, Ray Ray	2001-02-03-04
BLACK, Blondy	1940-41-42
BLACK, Dorian	1999
BLACK, Stan	1973-74-75-76
BLACK, Tony	1979-80
BLACKLEDGE, Royce	2004-05-06-07
BLACKMORE, Rich.	1974-76-77-78

BLADE, Willie	1999-2000
BLAIR, S.H.	1918-19-20
BLAKE, Mark	1987
BLAKE, P.L.	1956-57-58
BLAND, Dan	1963-64-65
BLEDSE, Jim	1947
BLOODWORTH, James	1984-85
BLOUNT, Jack	1949-50-51
BLOUNT, Lamar	1941-42
BOATNER, Buster	1972
BOBO, Demario	2004-05-07
BOBO, W.H.	1915-16-17
BOISTURE, Tom	1952-54
BOLTON, Grady	1963-64
BOLTON, Ralph	1953-54
BONAVITA, Ron	2002
BOND, John	1980-81-82-83
<b>BONNER, Wade</b>	<b>2008-09-10</b>
BORDELON, Barry	1967-68
BOSARGE, Chris	1989-90-91-92
BOUIE, Kevin	1993-94
BOULDIN, Jerry	1987-88-89-90
BOWER, W.R.	1919
BOWLS, Anthony	2008
BOWMAN, Jessie	2007-08
BOWSER, Tay	2006-07-08-09
BOYD, Daniel	1990-91-92
BOYD, Frank	1959
<b>BOYD, Josh</b>	<b>2009-10</b>
BOZEMAN, Bob	1972-73-74
BOZEMAN, Dudley	1987-88-89
BRABHAM, Joe	1970-72-73
BRADLEY, Odell	2002-03
BRAMLETT, Graham	1945-46-47
BRANAMAN, H.W.	1914
BRANCH, Frank	1950-51
BRANTLEY, Allen	1972-73
BRASWELL, Sandy	1972-73-74
BRAUCHLE, Sean	2009-10
BREAZEALE, Micky	1965
BRENTZ, Charley	1979-80
BRETT, Homer	1895
BRIDGES, E.A.	1928-30
BRIDGERS, Jack	1975
BRIGNONE, J.C.	2007-08-09-10
BRISLIN, Andy	1972
BRISLIN, Chuck	1973-74-75
BROCK, E.N.	1933
BROOKS, E.	1929-30
BROOKS, H.H.	1895
BROOKS, J.H.	1927-28
BROOKS, Larry	1974-76
BROOKS, Ned	1957-58-59
BROOME, Art	1950-51-52
<b>BROOMFIELD, Corey</b>	<b>2009-10</b>
BROWN, Boone	1999-2000
BROWN, Corey	2002
BROWN, Danny	1979
BROWN, Dwayne	1977-78-79-80
BROWN, Eric	1996-97
BROWN, Frankie	1982
BROWN, G.L.	1903
BROWN, Jerome	1991-92
BROWN, Karlin	2007-08

BROWN, Lee	1990
BROWN, Louie	1955
BROWN, Mark	2006-07-08
BROWN, Michael	1994-95
BROWN, Mike	2006-07
BROWN, Ralph	1931
BROWN, Randy	1992
BROWN, Rusty	1982-83-84-85
BROWN, Steve	1969
BROWN, Titus	2004-05-06-07
BROWN, Torrance	1990-91-92
BROYLES, E.N.	1902
BRUCE, Johnny	1971-72-73
BRUCE, Sonny	1938-40-41
BRUMFIELD, C.N.	1906-07
BRUNSON, Bill	1925-26-27
BRUNSON, E.	1915-16
BRYANT, Anthony	1999-2000-01
BRYANT, R.B.	1924
BUCKHALTER, Tony	1994-95-96-97
BUCKLEY, Bill	1971-72-73
BUCKNER, Bill	1965
BUFORD, Glen	1976-77-78-79
BUIE, Larry	1973-74-75
BULLARD, P.E.	1933-34
BULLOCK, Bobby	1961-62
BULLOCK, Rex	1945-48-49-50
<b>BUMPHIS, Chad</b>	<b>2009-10</b>
BUNCH, W.R.	1936-37
BUNTNYN, J.R.	1936-37
BURCH, C.T.	1934
BURCH, Richard	2002-03-04
BURDETT, Walter	2001-02
BURKE, Tom	1992-93
BURKES, H.	1928
BURKS, Sam	1948
BURKS, Tony	1985-86-87-88
BURKS, Tony	2006-07
BURNS, Charles	2005-06, 08-09
BURNS, Eddie	1979-80-82-83
BURRELL, Don	1978-79
BURRELL, Ode	1962-63
BURRESS, Tom	1944-45
BURTON, R.E.	1918
BUSBY, Jon	2002
BUSH, C.L.	1901
BUSH, H.L.	1901
BUSH, Marcus	1985-86-87-88
BUTLER, Brandon	2000
BUTLER, Eric	2004-05-06-07
BUTLER, Elvis	1982-83-84
BUTLER, Matthew	1996-97-98-99
BUTTRAM, Jim	1956-57
BUTTS, Anthony	1985-86-87-88
BYRD, Ricky	1987-88-89-90
BYRDSOONG, Marvin	2002-03-04
BYRDSOONG, Sha.	1998-99-2000-01
BYRNE, H.E.	1931

## C

CADENHEAD, Bobby	1945-47
CAGINS, Derrick	1992-93-94-95
CALDWELL, Dave	1963-64-65
CALDWELL, Matt	1993-94-95



# LETTERWINNERS



CALHOUN, John David	1971-72	CLARK, Darrin	1993-94	COSTICT, Ray	1973-74-75-76	DAVISON, Henry	1974-75-76-77
CALHOUN, Prentis	1965-66	CLARK, Jason	2000-01-02-03	COTNEY, Barry	1965	DAY, Lennie	2000-01-02-03
CALLAWAY, Clarence	1996-97-98-99	CLARK, Louis	1983-84-85-86	COTTON, Al	1994-95	DAY, Stan	1934
CAMERON, C.B.	1921-22	CLARK, O.W.	1932-33	COURTNEY, Jim	1965-67	DAY, Terry	1995-96
CAMERON, Chris	2009-10	CLARK, S.J.	1924-25-26	COX, C.A.	1930	DEAN, Derrick	1987-88-89
CAMPBELL, Ed	1948	CLARK, Steve	1950-51-52	<b>COX, Fletcher</b>	<b>2009-10</b>	DEARMAN, Tom	1965
CAMPBELL, Larry	1995-96-97-98	CLARK, W.F.	1919-21-22	COX, Wally	1973-74-75-76	DEBAUM, E.D.	1902-05
CAMPBELL, Marvin	1938-39-40	CLARKE, J.S.	1895	CRABTREE, Brooks	2004-06	DEDAUX, Randy	1966-67
CANALE, Billy	1966	CLAUSELL, Chris	1984	CRAFT, T.	1926	DEE, T.H.	1905-06-07
CANALE, Conn	1967-68-69	CLAY, T.F.	1903	CRAWLEY, Davey	2000-01	DEES, Chuck	1969-70-71
CANALE, Justin	1963-64	CLEMENT, Brad	1992	CRAIG, W.V.	1940-41	DEES, Wilbur	1939-40-41
CANNON, B.S.	1931	CLEMENTS, E.C.	1930	CRICK, Bill	1969	DELOE, Ken	1951-52
CANNON, Leon	1982-83-84-85	CLEMENTS, Joel	1966	CROCKER, Jack	1948	DENT, H.M.	1907
CANTON, Jason	1985	CLINTON, Eugene	1997-98-99-2000	CROSS, Britt	2005	<b>DEPASQUALE, Derek</b>	<b>2009-10</b>
CAPERTON, F.M.	1930-31	CLOOS, W.D.	1907	CROSS, Dennis	1936	DERRICKS, Anthony	1995-96-97-98
CAPRI, Sam	1938	CLOWER, Jerry	1949-50	CROSS, Tim	1983-84	DICKERSON, A.R.	1928
CARLEY, G.L.	1928-29-30	COCHRAN, James	2003-04	CRUMBLEY, Charles	1948-49-50	DICKSON, Dick	1976
CARLSON, Adam	2005-06-07-08	COGGINS, Keith	1994	CRUMPTON, F.B.	1902-03	DILLE, A.B.	1910
CARMICAL, Ted	1966-67-68	COLE, George	1910	CUEVAS, Ronnie	1974-75	DINKINS, Jamaal	1997-98-99-2000
<b>CARMON, James</b>	<b>2010</b>	COLE, Prentiss	2000	CULBERSON, Quinton	2003-04-05-06	DIXON, Anthony	2006-07-08-09
CARNELL, Roye	1969	COLEMAN, Jim	1954	CULPEPPER, Joe	1967	DIXON, Larry	1975-76-77
CAROLLO, Bobby	1964-65	COLEMAN, Keo	1990-91	CULPEPPER, R.H.	1929-30	DIXON, William	1936-37
CARPENTER, Dickie	1969	COLEMAN, Shaston	1994-95	CULVER, H.F.	1901	DOCKERY, Kevin	2002-03-04-05
CARPENTER, H.H.	1914-15-16-17	COLEY, Marvin	1997	CUMBERBATCHE, Jim	1984	DODD, Jimmy	1955-56-57
CARPENTER, Johnny	2007	COLLINS, Bobby	1951-52-53-54	CURRY, Dwayne	1993-94-95-96	DOIRON, J.W.	1929
CARR, Johnny	1985	COLLINS, Fred	1977-78-79-80	CURRY, Lydell	1985-87	DOLLAR, Joe	1944-46-47
CARR, Keith	1990-91-92	COLLINS, Glen	1978-79-80-81	CURTIS, Johnny	1991-92-93	DOOLEY, Bill	1954-55
<b>CARR, Michael</b>	<b>2010</b>	COLLINS, Robert	1957-58	CUSHMAN, Ray	1964	DORROH, C.E.	1906-07-08
CARROLL, Herman	1990-91-92-93	COLSTON, Doug	1944-47-48	CUTRER, H.	1904-05	DORSEY, Danny	1970
CARROLL, James	1963-64-65	COLTHARP, Will	1974-75-76	CUTRER, W.D.	1905-06	DOSS, J.O.	1977-78-79-80
CARROLL, M.B.	1937	COMBS, Kent	1977	CUTTS, Tim	1983	DOTSON, Eric	1995-96-97
CARROLL, S.J.	1944-45	CONKEL, Don	1954-55-56			DOTT, Melvin	1981-83
CARROLL, Wesley	2007-08	CONNOR, Omarr	2003-04-05-06			DOUGLAS, Dominic	2007-08
CARTER, George	1937-38-39	CONRAD, Jerry	1969-70-71			DOUGLAS, Douglas	1963-64-65
CARTER, John	1974-75-76	COOK, A.L.	1929-30			DOWNING, Brandon	2002
CARTWRIGHT, George	1947-48	COOK, Ashby	1964-65			DOWSING, Frank	1970-71-72
CASSANOVA, T.	1911-12	COOK, Bill	1976			DRAYTON, Willie	1956-57
CASSELL, H.S.	1919-20	COOK, Billy	1961-62-63			DREHER, M.F.	1940
CASSIBRY, R.E.(Slim)	1932-33-34	COOK, Jared	2001-02-03-04			DREYSPRING, Fred	1948-49-50
CASTLEBERRY, John	1965-66	COOK, Kelly	1957			DUCKWORTH, Mike	1964-65
CASTON, Hunter	1988-89	<b>COOK, Kendric</b>	<b>2008-09-10</b>			DUCRE, Christian	2007-08-09
CAUSEY, Kenny	1993-94	COOK, Roger	1971-72-73			DUDLEY Don	1968-69-70
CAVALLARO, Sam	1950-51	COOK, Russell	2003-04-05-06			DUDLEY, Joey	1986-87
CAVEN, Charles	1952-53-54	COOKE, Greg	1991			DUGAN, Bob	1962-63
CAVETT, J.C.	1895	COOKS, Johnie	1977-78-80-81			DUMAS, Lamon	1997
CHADWICK, A.R.	1912	COOLEY, Sim	1949-50			DUNAWAY, David	1944-47
CHADWICK, E.B.	1926-27	COOPER, Ashley	1998-99			DUNAWAY, Rusty	1968
CHAMBERS, Frank	1938-39	COOPER, Brandon	2007-08-09			DUNCAN, Speights	1954-55
CHAMPION, Jim	1947-48-49	COOPER, Kevin	1997-98			DUNNING, Anthony	2005
CHANEY, Jamar	2005-06-07-09	COOPER, R.A.	1937			DUPLAIN, Norman	1950-51-52
CHAPMAN, Jackie	1973	COOPER, S.F.	1911-12				
CHAPMAN, Mike	1970	COPELAND, Len	1976-77-78-79				
CHATMAN, Robert	1975-76-77-78	CORBELL, Dean	1950-51				
CHEALANDER, Hal	1971-72	CORBETT, Tommy	1965-67				
CHILDRESS, Cody	2001-02	CORHERN, Hunter	1938-39-40				
CHILDS, Mike	1964	CORLEY, Elbert	1941-42-46				
CHRISTIAN, E.D.	1895	CORLEY, F.G.	1923-24				
CHRISTIAN, Hugh	1974	CORLEY, Fred	1965-66				
CHRISTOPHER, A.C.	1927-28	CORLEY, Pinson	1949				
CIMINI, Joe	1951-52	CORNELIUS, Marvin	1964-65				
CLANTON, Curt	1991-92	CORRERO, Chris	1987-88-89				
<b>CLARK, Arceto</b>	<b>2008-10</b>	CORRERO, John	1959-60-61				
CLARK, Corey	2004-05	CORSE, Cedric	1984-85-86-87				
CLARK, Danny	1991	COSBY, Artie	1983-84-85-86				

## D

## E





# LETTERWINNERS

EDWARDS, Trenell	1988-89-90-91
EIDSON, Jim	1974-75
ELLARD, Andrew	2008-09
ELLARD, Head	1910-11-12-14
<b>ELLIOTT, Robert</b>	<b>2008-09-10</b>
ELLIS, Alton	1966
ELLIS, David	1977-78-79-80
ELLIS, Glenn	1971-72
ELLIS, Henry	1995-96
ELLIS, R.J.	1938
ELROD, Buddy	1938-39-40
ENGLEHARDT, Kevin	1986-87-88
ENIS, Bill	1972
EPPS, Tommy	1965
ESTAY, Joe	1982-83-84
EUCELL, Bernard	1992-93-94-95
EUSTIS, W.B.	1913
EVANS, Charles	1953-54
EVANS, Ed	1950-51
EVANS, Lawrence	1980-81-82
EVANS, Marcus	2005-06
EVANS, Michael	2005
EVANS, Willie	2002-03-04-05
EVERETT, Johnny	1976
EVERETT, Ronnie	1973-74
EWING, Pat	1987-88
EZEKWE, Ifem	2000

## F

FAIR, Michael	1997-98-99-2000
FAIR, David	1987-88-90
FAIRCHILD, Kenric	1998-99-2000-01
FAIRCHILD, Ollie	1951-52
FANT, Kevin	2000-01-02-03
FATHEREE, George	1933-34-35
FAULKNER, Bill	1957
FAVORS, Greg	1994-95-96-97
FELD, Aaron	2007-08-09-10
FELKER, Rocky	1972-73-74
FERGUSON, L.H.	1908
<b>FERGUSON, Sean</b>	<b>2008-09-10</b>
FERRILL, Tommy	2000-01-02-03
FESMIRE, Rob	1978-79-80-81
FIEDOR, Rudy	1950
FIELDS, Ronald	2001-02-03-04
FIKES, B.B.	1919
FIRLE, Chris	1988-89-90-91
FISHER, Sonny	1961-62-63
FITZGERALD, John	1984-85
FITZGERALD, Robert	1974
FITZHUGH, Keith	2005-06-07-08
FLEMING, Bobby	1959-60-61
FLEMMING, Steve	1976-78-79
FLETCHER, Jack	1938
FLOWERS, Walter	1956-59-60
FLOYD, Cameron	1994-95-96-97
FLOYD, Douglas B.	1944-45
FOLLIARD, Tom	1964
FORD, Lee	1989-90-91-92
FORD, Robert	1940
FORD, Ryon	1988-89-90
FORD, W.	1918
FORTUNATO, Joe	1950-51-52
FOSTER, Tim	1992

FOUNTAIN, George	1944
FOUNTAIN, Greg	1972-73
FOUNTAIN, J.B.	1926-27
FOX, Carl	1895-96
FRANCE, Hal	1944-45
FRANK, Garry	1984-85-86-87
FREEMAN, Phillip	2009-10
FREEMAN, Steve	1972-73-74
FREEMAN, Ty	2003-04
FRENCH, William	1984-85-86
FRIDAY, Larry	1978-79-80
FRIDRICH, Ray	1938
FROHM, Martin	1941-42
FUGLER, C.S.	1903
FULLER, Eric	2003-04
FULTON, Billy	1954-55-56
FULTON, G.R.	1923-24-25
FULTON, Tom	1951-52-53
FURLOW, Charlie	1960-61-62
FURLOW, W.L.	1934
FURMAN, Harry B.	1907-08

## G

GADDY, T.L.	1913-14-15-16
GALEY, Gene	1949-50
GALLOWAY, Ernie	1955-56
GALLOWAY, Tay	1990-91-92
GAMBRELL, Andrew	2005
GARDNER, Chris	1989-90-91-92
GARNER, Earnest	1996
GARRETT, W.D.	1944-45-46-47
GARRISON, E.	1908
GARRISON, Ernie	1955-56
GARRISON, Tommy	1965-67
GARVIN, Bobby	1960-61-62
GATCHELL, K.P.	1921-22-23-24
GATES, Michael	2005-06-07-08
GATLIN, Tommy	1972-73
GATLING, Emmanuel	2008-09-10
GAULT, Bill	1978-80
GAYDEN, W.P.	1895
GEE, Raymond	1995-96
GELATKA, Chuck	1934-35-36
GEOGEHAN, R.E.	1926-27-28
GEORGE, Ricky	1980-81-82-83
GHOLAR, Michael	2002
GIBBS, Darrell	1988-89
GIBBS, Gene	1961-62
GIBSON, Arleye	1990-91-92-93
GIBSON, James	1991-92-93
GIBSON, Rod	1998-99
GILBERT, C.F.	1909
GILLELAND, R.V.	1911-12
GILLESPIE, J.F.	1906
GILLIARD, Larry	1974-75-76-77
GILLIKIN, Jerry	1980-81
GILMORE, Tyrus	1994-95
GLANTON, De'mon	2005-06-07-08
GLASGOW, Bill	1952-53-54
GLEASON, Gary	1986
GOLDBERG, Scott	2001
GOLLIDAY, Toby	1999-2000
GOMILA, Larry	1976
GOODE, Tom	1958-59-60

GOODE, Tom Jr.	1986-87
GOODSON, Buzz	1979
GOOLSBY, Shag	1937-38-39
GORKE, Bob	1947
GOSSETT, Bobby	1967-68-69
GOUGH, Byron	1948
GOUSSET, P.G.	1929-30-31
GRACE, J.R.	1901-02-03
GRACE, John	1942-46-47
GRACE, Roman	1978-79-80-81
GRAHAM, Jamil	1996
GRAHAM, S.G.	1905-06
GRANGER, Hoyle	1963-64-65
GRANT, Barris	1999
GRANT, John	1990
GRANT, Lahitia	1995-96-97-98
GRANT, R.P.	1907
GRAY, Malcolm	1934-36
GRAY, Ronnie	1967-69
GRAY, W.G.	1934-37-38
GREEN, Ermon	1981-82-83-84-85
GREEN, Hal	1960-61
GREEN, J.S.	1925
<b>GREEN, Marcus</b>	<b>2008-09-10</b>
GREEN, N.E.	1901-02-03-04
GREEN, Purvie	1991
GREEN, Ronnie	1984
GREENE, Lonnie	1976-77-78-79
GREENLEE, Larry	1971-72-73
GREER, Nakia	1994-95-96-97
GREGORY, Paul	1927
GRIER, James	1994-95-96-97
GRIFFIN, Adrian	2003-05
GRIFFIN, J.B.	1938-40
GRIFFIN, Randy	1976-77-79
GRIFFITH, Julius	2000-01
GRIFFITH, Justin	1999-2000-01-02
GRIFFITH, Slovakia	2001-02-03-04
GRINDLE, Terrell	1999-2000-01-02
GROSSCUP, Chad	1988-91
GROVE, Harold	1939-40-41
GRUBBS, Lewis	1970-71-72
GUILLORY, Loyd	1974-75
GULLEY, P.L.	1904-05
GURLEY, Robert	2008
GUMINA, Scott	1991-92-93-94
GUSSIO, Johnny	1984-85-86
GUTTUSO, Mike	1984-85
GUYTON, T.	1910
GWIN, Jan	1970

## H

HADDIX, Michael	1979-80-81-82
HADLEY, F.A.	1910
HADLEY, Fred	1984-86-87-88
HADLEY, Terry	1986
HAGGAN, Mario	1999-2000-01-02
HALBERT, Molly	1955-56-57
HALEY, J.L.	1932-33-34
HALL, Jack	1970-71-72
HALLER, Bob	1966
HAMBRICK, Jake	2000
HAMILTON, J.D.	2006-07
HAMILTON, J.R.	1915

HAMPTON, Bubba	1964-65-66
HANDLEY, Jim	1961
HANNIBAL, Avery	2004-05-06-07
HANRAHAN, Patrick	2009-10
HARBIN, Frank	1982-83-84
HARDISON, Bob	1935-36-37
<b>HARDY, Templeton</b>	<b>2010</b>
HARGRO, Antonio	2001-02-03
HARWICH, Buddy	1967-68-69
HARMON, Clarence	1975-76
HARNESS, Jim	1954-55
HARPER, Mike	1984-85-86
HARPER, Ronald	1978
HARRIS, Amos	1942-45-46
HARRIS, Andre	1985-86
HARRIS, F.D.	1901-02
HARRIS, James	1973-75
HARRIS, Jerry	1971
HARRIS, Johnnie	1993-94
HARRIS, J.C.	1928-29
HARRIS, Tony	1990-91
HARRIS, Walt	1992-93-94-95
HARRIS, Wayne	1979-80-81-82
HARRIS, Willie	1990-91-92
HARRISON, Calvin	1966-67-68
HARRISON, Granville	1938-39-40
HARRISON, Ralph	1938
HART, Brandon	2005-06-07-08
HART, Joe	1969-70
HARTLEIN, Alan	1976-77-78-79
HARTNESS, R.A.	1925-26-27
HARVEY, L.B.	1901
HASTINGS, Gil	1955
HATCHER, B.F.	1918
HATCHER, John	1998
HAWKINS, C.W.	1935-36-37
HAWKINS, Melvin	1988-92
HAYES, Melvin	1992-93-94
HAYES, Ralph	1976
HAYNES, M.W.	1933
HAZELWOOD, Brian	1995-96-97-98
HAZZARD, Brandon	1993
HEARD, David	2003-04-05-06
HEARD, Michael	2003-04-05-06
HEARNE, Bun	1908
<b>HEAVENS, Brandon</b>	<b>2009-10</b>
HEFLIN, Duval	1948-49-50
HEIDELBERG, G.C.	1896
HEIDENREICH, Jon	1988
<b>HEMPHILL, Sylvester</b>	<b>2009-10</b>
HENDERSHOT, Mike	1986-87-88-89
HENDERSON, Brandon	2008-09-10
HENDERSON, N.C.	1925
HENDERSON, Omar	1995-97-99
HENIG, Michael	2005-06-07
HENLEY, R.N.	1917-18-19-21
HENRY, Kevin	1990-91-92
HENSON, J.C.	1933-34-35
HERRERA, Dio	2005
HERRING, Gay	1947-48
HERRINGTON, Bob	1930-31-33
HERRINGTON, Ken	1962
HESTER, C.F.	1902-03
HICKS, Robert	1994-95-96-97









# LETTERWINNERS

LEWIS, Howard	1973-74-75
LEWIS, W.I.	1929
LEWY, H.E.	1913
LIGER, Eugene	1999, 2001
LIGHTSEY, Jim	1964-65
LILLY, C.E.	1902
LINDSEY, Harold	1998-99-2000-01
LINDSEY, Michael	1993-94-95-96
LINVILLE, Billy	1952
LIPSCOMB, Jimmy	1993-94-95-96
LIPSCOMB, Lee	1990-91
LITTLE, H.S.	1919-20-21
LITTLE, Jason	1985-86-87
LITTLEJOHN, Anthony	2005-06-07-08
LLOYD, Curtis	1959-60-61
LOCKHART, Otis	1978
LOGAN, J.E.	1952-56-57-58
LOGAN, Joel	1987-88-89-90
LOIACANO, J.E.	1962-63
LONG, Juan	1990-91-92-93
LONG, Lance	2005-06-07
LONG, R.I.	1918
LOONEY, D.J.	2008-09-10
LOTT, Bubba	1973
LOTT, S.A.	1933-34-35
LOVE, Kelvin	1998-99
LOVE, Kyle	2006-07-08-09
LOW, R.H.	1921-22-23
LOWE, Fred	1944-45
LOWE, John	1983-84-85-86
LOWE, Jonathan	2004-05
LUCKETT, J.E.	1922-23-24
LUKE, Butch	1963
LUMPKIN, Aaron	2000-01-02-03
LUNDIE, Orlando	1983-84-85
LUNDY, T.E.	1929-30-31
LUSTER, Frankie	1990-91-92-93
LYNCH, T.R.	1922
LYNCH, Thayer	1937-38
LYNN, Mark	2010

## M

MACK, Clay	1994-95
MACON, Joe	1993-94-95
MADKIN, Wayne	1998-99-2000-01
MAGEE, Don	1972
MAGEE, W.J.	1911-12
MAGILL, O.R.	1909-10
MAGRUDER, F.H.	1911
MAHONEY, J.C.	1901
MAIER, Chuck	1976-77-78-79
MALE, John	1971
MALLORY, R.	1918
MALONE, Danny	1973-74-75
MANGUM, Wayne	1956-57-58
MANLEY, Jack	1951
MANN, Brandon	1993-94
MAPP, Marcus	1937
MARBLE, John	1930
<b>MARCUS, Adrian</b>	<b>2010</b>
MARLER, Dave	1977-78
MARLIN, John-Michael	2000-01-'03
MARSH, Tate	1969-70
MARTIN, Darren	1985-86-87-88

MARTIN, Jason	1984
MARTIN, N.S.	1915-16
MARTIN, Rusty	1977-78-79-80
MASON, Ryan	2007
MASSEY, Alan	1977-78-79-80
MATTHEWS, Miller	1928-29-30
MATTHEWS, W.M.	1895
MATULICH, Wallace	1942-46-47
MAWHINNEY, T.J.	2001-02-03
MAXEY, Bill	1976-77-78
MAXWELL, Jessie	1978
MAXWELL, William	1930-31-32
MAY, George	1977-78-79
MAYFIELD, George	1948
McADAMS, Blake	2005-06-07-08
McALPIN, Jim	1969-70-71
McARTHUR, Harry	1912-13-14
McARTHUR, R.	1915-16
McARTHUR, W.S.	1904
McBRIDE, B.A.	1917
McBRIDE, Jim	1962
McCABE, J.H.	1927
McCAIN, W.C.	1942-46
McCALL, Byron	1991-92-93-94
McCANN, Henry	1993-94-95-96
<b>McCardell, Shane</b>	<b>2009-10</b>
McCASKEY, Terrence	1996-97-98-99
McCLELLAND, S.F.	1895-96
McCLUER, Donald	1913
McCOLLOUGH, Bernard	1987-88
McCOLLOUGH, Jim	1971
McCOLLOUGH, Larry	1972-73-74
McCORVEY, Jackie	1977-78-79
McCOY, Kyle	1990-91
McCOY, O.R.	1930-31
McCRACKEN, W.G.	1944
McCRANEY, Cortez	2007-08
McCRARY, Fred	1991-92-93-94
McCULLAND, John	1988
McCULLEN, I.	1916
McCULLOUGH, Colby	1993-94
McDOLE, Mardye	1977-78-79-80
McDONALD, Mike	1980-81-82
McDOUGAL, Clarence	2003-04-05
McDOUGAL, Lloyd	1945
McDOWELL, G.R.	1938-39-40
McELROY, Dick	1970-71-72
McELROY, Tom	1971
McELVEEN, M.	1927-28
McENANY, Mike	1979-80-81-82
McGEE, Chauncey	1995-96
McGEE, Keffer	1994-95-96
McGEORGE, Hal	1904-05-06-07
McGILL, Izell	1994-95-96-97
McGLASKER, Darryl	1974-75-76-77
McGOWAN, W.G.	1920-21-22
McGRAW, Dick	1965-66-67
McGRAW, F.A.	1901
McGUIRE, Bill	1963-64
McINGVALE, George	1942-45
McINNIS, D.C.	1920
McINNIS, E.C.	1905-06-07-08
McINTOSH, Mark	1977-78
McINTOSH, P.K.	1905

McKAY, J.V.	1895
McKEE, John	1952-53
McKELPHIN, Marvell	1984-85-86
McKENNA, R.J.	1982-83-84-85
McKENZIE, Duncan	1974-75-76-77
McKINLEY, Alvin	1998-99
McKINLEY, Dennis	1995-96-97-98
McKINZIE, W.M.	1920-23
McKISSACK, Clovis	1954
McMillan, John	2009-10
McMULLAN, Stephen	1989
McMULLEN, A.H.	1923-24
McLAURIN, Jerome	1986
McNAIR, E.H.	1918
McNEIL, Chris	2002-03-04-05
McNEIL, Duane	1975-76
McPHAIL, Bill	1954
McPhee, Pernel	2009-10
McPHERSON, H.A.	1911
McRAE, Brandon	2007-08-09
McRAE, Matt	1997-98-99-2000
McCRANEY, Will	1983
McREE, Alton	1976
McWILLIAMS, L.M.	1920
McWILLIAMS, Tom	1944-46-47-48
McWILLIAMS, W.K.	1916-17
MEEK, Omri	1994
MEEKS, J.H.	1924-25-26
MEIGS, Ralph	1935-36-37
MELICHAR, Mark	2007-08-09-10
MELL, Eric	1982-83-84-85
MENAFEE, Cornell	1996-97-98-99
MERIDETH, Charles	2001
MIDDLETON, Carl	1984-85-86
MIHALIC, Mike	1941-42-46
MIKETINAS, Bobby	1978-80-81-82
MILLER, Andy	1974-75
MILLER, Dizenzo	1998-99-2000-01
MILLER, Jimmy	2005
MILLER, John	1979-80-81-82
MILLER, L.C.	1923-24
MILLER, Mike	1988
MILLER, Tom	1956-57
MILLS, A.P.	1910-11
MILLS, E.E.	1902-03
MILNER, Sammy	1968-69-70
MILONS, Tee	2002-03-04-05
MINK, Robby	1979-80
MINOR, Durward	1985-86-87-88
MINOR, Longstreet	1906
MINOR, Marco	2000-01
MINYARD, B.I.	1935
MINYARD, W.N.	1920-21
MITCHELL, Carsno	1981-82-83
<b>MITCHELL, Charles</b>	<b>2008-09-10</b>
MITCHELL, David	1976-77
MITCHELL, E.F.	1926
MITCHELL, T.A.	1895-96
MIZE, William	1930
MOAK, Johnny	1935-36-37
MOATES, Jennings	1941-42-46
MOHLER, Robert	1950
MOLDEN, Bobby	1975-76-77-78
MOLLERE, L.A.	1934-35-36

MONAGHAN, Mike	1973
MONROE, Henry	1976-77-78
MONROE, Willie	1976-77-78
MONROE, Willie	1985-86
MONTGOMERY, H.C.	1895
MONTGOMERY, J.F.	1906
MONTGOMERY, Mi.	1990-91-92-93
MOODY, Jimmy	1965
MOON, Bill	1963
MOONEY, Paul	1996-97-98-99
MOONEYHAM, David	2000
MOORE, Arnold	1938-39-40
MOORE, Billy	1964-65
MOORE, Craig	1997-98
MOORE, Dana	1979-80-81-82
MOORE, Darrell	1982-83-84-85
MOORE, Duaine	1965-66-67
MOORE, John	1985-86-87-88-89
MOORE, John O.	1944-47
MOORE, Ronnie	1968-70
MORDECAI, Art	1983-84
MORGAN, Bob	1980-81-82
MORGAN, Brett	2002-03-04-05
MORGAN, Josh	1999-2000-01-02
MORGAN, Rob	1996-97-98-99
MORGAN, Tarus	2002
MORGAN, William Earl	1955-56-57
MORGANTI, Fred	1944-45-47
MORRELL, Al	1967-68
MORRELL, Tommy	1990-91-92-93
MORRIS, Don	1952-53-54
MORRIS, E.S.	1907-08
MORRIS, Todd	1988-89-90
MORRIS, Tom	1952-53
MORROW, Bill	1950
MORROW, Grover	1933
MORROW, Robert	1994
MOTT, J.C.	1921-22
MOULDS, Eric	1993-94-95
MUNCHAUSEN, Louis	1937
MUNSCH, Al	1953
MURPH, Darwin	1981
MURPHY, Billy	1941-42-46
MURRAY, Stan	1972-73-74
MUSSELWHITE, W.B.	1936
MYERS, Jerry	1985-86-88-89
MYERS, W.J.	1922
MYLES, Eddie	1987-88-89-90
MYLES, Jimmie	1991-92-93-94
MYLES, Toby	1994-95
MYRICK, Bo	1977-78
MYRICK, Gordon	1955-56

## N

NABERS, Jim	1977-78
NABORS, Rocky	1987-88-89
NANCE, Bill	1960
NANCE, Chris	2007-08
NASH, Kahlil	2001-02
NASH, Marshall	1931
NATALE, Steve	1971
NEAL, Keith	1984-85-87-88
NEAVES, Robert	1958
NEILL, James	1965



# LETTERWINNERS



NELSON, Aries	2003-04
NELSON, Bill	1966-67-68
NELSON, E.T.	1906
NELSON, G.B.	1907
NELSON, Jim	1969-70-71
NELSON, Tim	1996-97-98-99
NESMITH, Ed	1956-57
NEVILLE, Tom	1962-63-64
NEWSOM, Buddy	1968-69
NEWSOME, Frank	1952-53
NEWTON, Leslie	1964-65-66
NICHOLS, Jon	1964
NICHOLS, Sam	1973-74-75-76
NICHOLS, Tom	1981-82-83-84
NICKELS, Vic	1973-74
NIX, Gordon	1937
NIX, Jack	1937-38-39
NOBLE, C.R.	1912-13-14-15
NOBLE, L.W.	1921-22-23
NOBLE, P.A.	1927
NOBLES, Bennie	1945
NORWOOD, Jerious	2002-03-04-05
NUGENT, Dave	1965-66

## O

OAKES, N.C.	1917
O'CONNOR, Cliff	1948-49
ODEN, C.S.	1915
ODOM, Jerry	1947
ODOM, Reggie	2009-10
OGDEN, Charles	1930-31-32
O'NEAL, Gabe	2004-05-06-07
O'QUINN, Jasper	2007-08
OSBOURNE, Ray	1959-60-61
OSWALT, J.A.	1916
OVERSTREET, Hugh	1903-04
OWENS, David	1949-50
OYEFESOBI, Michael	2001-02

## P

PACE, John	1949-50-51
PACKER, Steve	1982
PACKER, Walter	1973-74-75-76
PAGE, W.C.	1931-32-33
PAPA, Vic	1947-48
PAPPENHEIMER, William	1927-28-29
PARENTON, Tim	1980-81-82-83
PARKER, Brent	1981-82-83
PARKER, Clarence	2000-01
PARKER, Jackie	1952-53
PARKER, John	1988-89-90
PARKS, Tommy	1986-87-88-89
PARKS, W.J.	1944
PARVIN, David	1959
PATRICK, J.W.	1939-40-41
PATRICK, Mike	1972-73-74
PATRIDGE, Jim	1969-71
PATTEN, T.W.	1915-16
PATTERSON, Bob	1940-41-42
PATTERSON, R.B.	1946-47-48
PATTERSON, W.C.	1941-42-46
PATTON, Jeff	1984-85-86-87
PATTY, R.P.	1924-25
PAUL, Albert	1960-62

PAYNE, Jimmy	1974
PAYNE, Preston	1970-71
PEACHER, Clay	1980-81-82-83
PEARSON, Aaron	1984-85
PEARSON, H.H.	1901
PEDERSON, Todd	1993
PEGUES, Derek	2005-06-07-08
PENDER, Runnie	1991-92-93
PEOPLES, Nate	1997
PEPPER, Fred	1976-77-78
PERKINS, Fred	1959-60-61
PERKINS, H.G.	1921-22-23

## PERKINS, LaDarius 2010

PERRERE, Clyde	1955
PERRY, Frank	1917-18-19
PETERS, Rodney	1984-86-87
PETERSON, Gil	1956-57-58
PETERSON, Glenn	1971
PETERSON, Shelby	1988
PETRO, Emile	1970-71-72
PETTIT, Blake	2004
PEYTON, Raymond	1975-76-77-78
PHARES, Bob	1972
PHARES, Ken	1970-71-72
PHARR, Tommy	1967-68-69
PHILLIPS, Anwar	2006
PHILLIPS, Bob	1976
PHILLIPS, Bob	1987-89
PHILLIPS, F.M.	1929
PHILLIPS, Hank	1985-86-87-88
PICKENS, W.H.	1926-27-28
PICKLE, Ike	1934-35-36
PILLOW, George	1932-33-34
PILLOW, Robert	1942-46
PILLOW, W.N.	1895
PILLOW, Watson	1971
PITTMAN, C.	1927-28-29
PITTMAN, Charles	1949-51
PITTMAN, Hilton	1966-67-68
PITTMAN, Jim	1947-48-49
PITTMAN, Oren	1935-36-37
PITTS, Walter	1976
PLUMMER, Bruce	1983-84-85-86
PLUMP, Greg	1991-92-93
POLK, S.T.	1909
POLLARD, H.T.	1907-08-09-10
POLOVINA, Pete	1950-51
POORE, Eric	1983-84-85
PORTER, Alonzo	1993-94
PORTER, Jay	1979
PORTER, Jerald	1974-75-76-77
POTEETE, Jim	1957-58
POTTER, F.E.	1912-13
POTTS, R.H.	1902
POWELL, Andrew	2003-04-05-06
POWERS, Floyd	1958-59-60
PRATHER, Pig	1998-99-2000-01
PREMONT, David	1977-78-79-80
PRENTISS, Kevin	1997-98
PRESCOTT, Bob	1919
PRESSLEY, Bobby	1998-99
PRICE, Dave	1935-36-37
PRICE, Jerry	1979-80-81-82
PRICE, Orlie	1931-32

PRICE, R.N.	1938-39-40
PRICE, Steve	1979
PRICE, Stoney	1995-96-97
PRIESTER, Bill	1960-61
PRINCE, Carl	1981-82
PRINCE, Rodney	2007-2010
PRINCE, William	1989-90-91-92
PROSSER, Will	2003-04-05-06
PRUITT, Dale	1988-89
PURNELL, Hawes	1932-33-34
PYRON, Shag	1949-50-51

## Q

QUILLIAN, Chris	1976-77-78
-----------------	------------

## R

RAINER, Fred	1975-76
RAINEY, Chris	1996-97-98-99
RAINEY, E.R.	1912-13-14-15
RANAGER, Tommy	1960-61-62
RANDLE, Milas	2000-01-02
RAY, E.G.	1940-41
RAY, Kelly	1990
RAY, Pete	1947-48
RAY, R.V.	1940-41-42
REAGH, I.C.	1934-35-36
REDDOCH, Bert	1934-35-36
REDMOND, James	2003
REED, C.R.	1965-66
REED, Harland	1964-65-66
REED, Joe	1969-70
REED, Joseph R.	1964-65
REES, Gavin	1974-75-76-77
REESE, Matt	1991
REESE, R.	1916
REID, Bo	1950-51-52
REID, Fred	2001-02-03-04
REID, W.D.	1905
<b>RELF, Chris</b>	<b>2009-10</b>
RENCHER, Varner	1985-86-87
REULE, P.A.	1912
RHEA, Rube	1971
RHOADES, Andy	1966-68
RHOADES, Glenn	1965-66-67
RHOADES, Ray	1948
RHOADES, S.W.	1909-10-11
RHOADES, Stan	1944-45
RHODEN, Marcus	1964-65-66
RIALS, Harold	1986
RICE, Carlton	2004-05-06
RICHARDSON, Derrick	1982-83-84
RICHARDSON, O.W.	1981-82
RICHMOND, W.L.	1932-33-34
RICKMAN, Jack	1973-74
RICKS, J.R.	1901
RICKS, W.B.	1926
RIDDELL, Josh	2007
RIDDLEY, Otis	2003
RILEY, Co-Eric	2007-08
RILEY, Mike	1988-89-90-91
ROBBINS, F.W.	1917
ROBERSON, Ken.	1996-97-98, 2000
ROBERSON, Murphy	1951-52-53
ROBERTS, Kenny	1989-90-91-92

ROBERTSON, Bo	1980
ROBERTSON, Derrell	1988-89
ROBERTSON, Dwayne	2000-01
ROBERTSON, Joe	1952
ROBERTSON, Tony	1987-88-89-90
ROBINSON, Alvin	1983-84-85-86
ROBINSON, Calvin	1983-84-85-86
ROBINSON, DelJuan	2003-04-05-06
ROBINSON, Delmon	2008
ROBINSON, Don	1945-48-49
ROBINSON, Michael	1986-88
ROBINSON, Sleepy	1990-91-92
RODRIGUEZ, Wallace	1961-62
ROGERS, Casey	2005-06
ROGERS, Kenny	1973
ROGERS, Kenny	1982-83-84-85
ROGERS, Tim	1994-95
ROGERS, W.M.	1906
ROGERS, Will	2002-03-04
ROMANOFF, Alex	1970
ROSE, C.M.	1908
ROSE, W.C.	1909
ROSENBERG, Dick	1951
ROSETTI, Jerry	1965-66
ROSS, Jim	1954-55-56
ROYE, J.L.	1932
RUCKER, Bill	1966
RUCKER, Jack	1949-50
RUDD, E.I.	1909
RUFFIN, D.A.	1912-13
RUFFIN, R.	1913
RUFFIN, Red	1937-38
RUSCOE, Ben	1949-50
RUSCOE, Herb	1956-57
RUSH, Dereck	1996-97
RUSHING, Dennis	1971
RUSHING, J.B.	1958
RUSHING, Tom	1950-51
RUSS, Andy	1993-94-95-96
RUSSELL, Adam	1995
RUSSELL, Bo	1986-87-88-89
RUSSELL, C.E.	1918-19
RUSSELL, Freddy	1967-68-69
RUSSELL, J.G.	1904
<b>RUSSELL, Tyler</b>	<b>2010</b>
RUTLAND, Tray	2006
RUTLEDGE, J.F.	1896
RYE, Jerry	1979

## S

SAAB, Louis	1973-74
SABBATINI, Frank	1954-55-56
SADLER, Robert	1939
SAGET, Don	1965-66-67
SAIA, Joseph	1944-45
SANDERS, Danny	1981-82-83-84
SANDERS, Harold	1934
SANDERS, Joey	2004-05-06
SANDERS, R.D.	1917
<b>SANDERS, Ricco</b>	<b>2010</b>
SANFORD, Carl	1963
SANGSTER, Jer.	1985-86-87-88
SANTAGATA, Rich	1966
SANTILLO, John	1952-53







# LETTERWINNERS



WALLIS, Robert	2001-02-03
WALTERS, Bo	2008
WALTERS, Fred	1934-35-36
WARD, Elwyn	1929-30-31
WARD, Fred	1991-92
WARD, R.B.	1935-36-37
WARDLAW, Gene	1971-72
WARLICK, Joe	1941-42
WASHINGTON, Marcus	2006-07-08-09
WATKINS, John	1980-81-82
WATKINS, Kendall	1992-93-94
WATSON, Kyle	2002
<b>WATSON, Louis</b>	<b>2009</b>
WATSON, Pat	1962-63-64
WATSON, Tommy	2000-01
WATSON, W.A.	1907
WEATHERLY, Charles	1957-58
WEATHERS, Brad	2002
WEAVER, Mackie	1960-61-62
WEAVER, Richard	1963-64-65
WEBB, A.B.	1920
WEBB, Hurst	1933
WEBB, Jimmy	1972-73-74
WEBB, Thomas	2009-10
WEED, Oscar	1936-37-38
WEEKS, L.R.	1916
WEEKS, Shed Hill	1932-33
WEEMS, Joseph	1934
WEISSINGER, G.C.	1918-19
WELCH, Lee	1959-60-61
WELLS, P.L.	1911-12-13-14
WELLS, W.C.	1927
WESLEY, Quinton	2006-07
WEST, Danny	1971-72-73
WEST, Mike	1973
WESTBROOK, Jim	1994-95
WESTERFIELD, Scott	1999-2000
WHALEY, Steve	1969-70-71
WHEELER, James	1944
WHIPPLE, Jermaine	1995
WHITAKER, Joe	1904-05-06
WHITE, Benton	1956-57
WHITE, Chris	2009-10
WHITE, George	1997-98-99-2000
WHITE, J.J.	1929
WHITE, Jordan	1997
WHITE, James	1940-41-42
WHITE, Lavelle	1957-58-59
WHITE, Mark	1974-75-76-77
WHITE, Steve	1975-76-77
WHITENER, Stuart	1984
<b>WHITLEY, Nickoe</b>	<b>2010</b>
WHITLOCK, Rod	1989-90
WHITTINGTON, W.L.	1960
WICHMAN, Marcus	1931-32-33
WIELGOSZ, S.F.	1934
WIER, J.M.	1927-28
WILBANKS, Austin	2008-09
WILBANKS, Scott	1983-84-85
WILBANKS, W.H.	1925
WILDER, O'neal	2009
WILEY, Arthur	1978-79
WILKERSON, Bill	1972
WILLIAMS, Albert	1987-88-89-90

WILLIAMS, Andre	1995
WILLIAMS, Darren	2002-03-04
WILLIAMS, Edward	1989-91-92
WILLIAMS, Forest	2000
WILLIAMS, Greg	1980-81
WILLIAMS, James	1986-87-88-89
WILLIAMS, Justin	2006-07
WILLIAMS, LaMarcus	2007-08
WILLIAMS, Larry	1994-95
WILLIAMS, Louis	1945-47-48-49
WILLIAMS, Max	1953-54-55
WILLIAMS, Mikel	1982-83-84
WILLIAMS, Nate	1990-91
WILLIAMS, Rickey	1976-77-78-79
WILLIAMS, Robert	1945
<b>WILLIAMS, Sam</b>	<b>2010</b>
WILLIAMS, W.J.	1909-10-11-12
WILLIAMSON, Karl	1991-92-93
WILLIAMSON, Ke.	1997-98-99-2000
WILLINGHAM, D.T.	1926
<b>WILSON, Brandon</b>	<b>2010</b>
WILSON, Calvin	2005
WILSON, Elmer	1982-83-84
WILSON, Reggie	1994
WILSON, R.S.	1901-02-03-04
WILSON, W.P.	1920
WILSON, Zerk	1951-52-53
WINDHAM, Jonny	1961-62-63
WINDHAM, Lamar	1980-81-82-83
WINSTEAD, H.D.	1945
WISEMAN, R.C.	1927-28-29
WISHMAN, M.F.	1931-32-33
WISNER, Jason	1991-93-94
WOFFORD, W.J.	1901
WOHLERT, Steve	1976-77-78
WOHNER, Collins	1940-41
WOITT, Johnny	1965-67
WOLVERTON, M.L.	1944
WOMACK, Floyd	1997-98-99-2000
WONSLEY, Elmore	2001-02
WONSLEY, George	1980-81-82-83
WOOD, Gene	1967-68-69
WOODBERRY, Lamont	1996-97
WOODARD, Marc	1989-90-91-92
WOODS, Earl G.	1980
WOODS, Jerry	1966
WOODWARD, J.W.	1908
WOOTEN, O.B.	1905-06-07
WORD, Herbert	1973
WORLEY, Lewis	1932-33
WRIGHT, Brandon	2002-03
WRIGHT, Brian	1992-93-94-95
WRIGHT, Carroll	1930-31
WRIGHT, Demetric	2001-03
WRIGHT, K.J.	2007-08-09-10
WRIGHT, Sam	1987-88-89
WYATT, Matt	1996-97-98-99
WYMS, Ellis	1997-98-99-2000

## Y

YANCEY, Charles	1940-41-42
YARBROUGH, Butch	1969-70-71
YARBROUGH, Leron	2005-06
YARNICK, Ron	1952-53

YEATES, Edward	1996-98-99-2000
YERGER, J.L.	1904
YORK, Kyle	2002-03-04
YOUNG, Bob	1969-70
YOUNG, Glen	1979-80-81-82
YOUNG, J.C.	1923-24
YOUNG, Jerrod	1987-88-89-90
YOUNG, Paul	1983-84-85
YOUNG, Robert	1987-88-89-90
YOUNG, Robert	1991
YOUNG, Tarus	2008
YOUNGBLOOD, Torrey	1994
YOUNGER, Mike	1972-73
YOUNGER, Paul	1948-49-50

## Z

ZANDERS, Calvin	1982-83
ZERINGUE, Lynn	1968-69
ZIMMERMAN, Bill	1952-53-54
ZINNIMON, Dennis	1981

### 2011 MSU roster players in bold





# HONORS

## ALL-AMERICANS

**KEY TO AWARD OUTLETS:** AP-Associated Press; ATHLETIC PUB.-Athletic Publication; CAMP-Walter Camp Football Foundation; CBS-CBSsports.com; COACHES-American Football Coaches Association; CS-College Sports; FN-Football News; FWAA-Football Writers Association of America; INS-International News Service; KODAK-Kodak; MIZLOU-Mizlou; NCAA GUIDE-NCAA Guide; NEA-Newspaper Enterprise Association; NYN-New York News; PS-Phil Steele; RIVALVS-Rivals.com; SCOUT-Scout.com; SI-Sports Illustrated; SPORT-Sports Magazine; TSN-The Sporting News; UPI-United Press International; WILLIAMSON-Williamson.

- 1940: Hunter Corhern, OG (2nd AP)  
Erwin "Buddy" Elrod, E (NCAA GUIDE)
- 1944: Tom "Shorty" McWilliams (2nd AP)
- 1951: Joe Fortunato, FB (ATHLETIC PUB.)
- 1953: Jackie Parker, QB (FWAA-Look)
- 1954: Hal Easterwood, C (FWAA-Look)
- 1955: Scott Suber, OG (NEA)  
Art Davis, HB (FWAA-Look)
- 1957: Billy Stacy, QB (2nd INS)
- 1960: Tom Goode, OC (KODAK)
- 1963: Tommy Neville, DT (2nd AP)  
Pat Watson, OC (WILLIAMSON)
- 1967: D.D. Lewis, LB (NEA, NYN)
- 1972: Frank Dowsing, DB (FN)  
Ken Phares, DB (2nd COACHES)
- 1974: Jimmy Webb, DE (COACHES, CAMP)
- 1976: Stan Black, S (NEA)  
Ray Costict, LB (2nd AP)  
Harvey Hull, NG (2nd UPI)
- 1980: Mardye McDole, WR (TSN)
- 1981: Glen Collins, DT (TSN)  
Johnie Cooks, LB (AP, NEA, FWAA, TSN, FN)  
Billy Jackson, DE (SPORT)
- 1982: Wayne Harris, OG  
(3rd FN, TSN, MIZLOU)
- 1990: Ricky Byrd, OG (3rd AP)
- 1991: Nate Williams, DL (3rd FN)
- 1992: John James, OT (2nd FN)
- 1994: Jesse James, OG (3rd AP)
- 1995: Walt Harris, DB (1st CS, 2nd UPI)
- 1998: Eric Allen, C (2nd TSN)  
James Johnson, TB (2nd TSN)  
Randy Thomas, OT (2nd TSN)
- 1999: Ashley Cooper, S  
(2nd FN, 3rd AP, TSN)  
Barrin Simpson, LB (1st TSN)

- 2000: Mario Haggan, LB (2nd TSN)  
Pig Prather, S (2nd TSN)  
Fred Smoot, CB (1st TSN, AP, CAMP)  
Pork Chop Womack, OT (1st AP; 2nd CAMP)

- 2010: Derek Sherrod, OL (1st RIVALVS, 1st CBS, 2nd CAMP, 2nd SI, 2nd SCOUT, 2nd AP, 2nd PS)

## NATIONAL FOOTBALL FOUNDATION HALL OF FAME

- 1955: Bernie Bierman - Coach
- 1973: Morley Jennings - Coach  
(Lettered at MSU in 1910-11)
- 1976: Jackie Parker - Player
- 1983: Darrell Royal - Coach
- 1991: Allyn McKeen - Coach
- 2001: D.D. Lewis - Player

## MSU IN THE HEISMAN VOTE

- 1944: Tom "Shorty" McWilliams (10th)

## ALL-AMERICAN FOOTBALL FOUNDATION ALL-AMERICA TEAM

- 1994: Eric Moulds, WR (1st)
- 1996: Paul Lacoste, LB (2nd)
- 1997: Robert Hicks, OL (1st)

## NATIONAL FOOTBALL FOUNDATION SCHOLAR-ATHLETE AWARDS

- 1972: Frank Dowsing, DB
- 1989: Bo Russell, DB
- 2010: Derek Sherrod, OL

## BUTKUS (LINEBACKER)

- 1995: Dwayne Curry - semifinalist
- 1999: Barrin Simpson - semifinalist

## LOU GROZA (PLACE-KICKER)

- 1993: Tom Burke - semifinalist
- 1999: Scott Westerfield - semifinalist
- 2000: Scott Westerfield - semifinalist

## LOMBARDI (INTERIOR LINEMAN)

- 1981: Johnie Cooks - semifinalist
- 1982: Wayne Harris - semifinalist

## THORPE (DEFENSIVE BACK)

- 2000: Fred Smoot - finalist
- 2001: Pig Prather - semifinalist

## NATIONAL COACH OF THE YEAR

- 1999: Jackie Sherrill (Football News) - semifinalist

## DEFENSIVE PLAYER OF THE YEAR

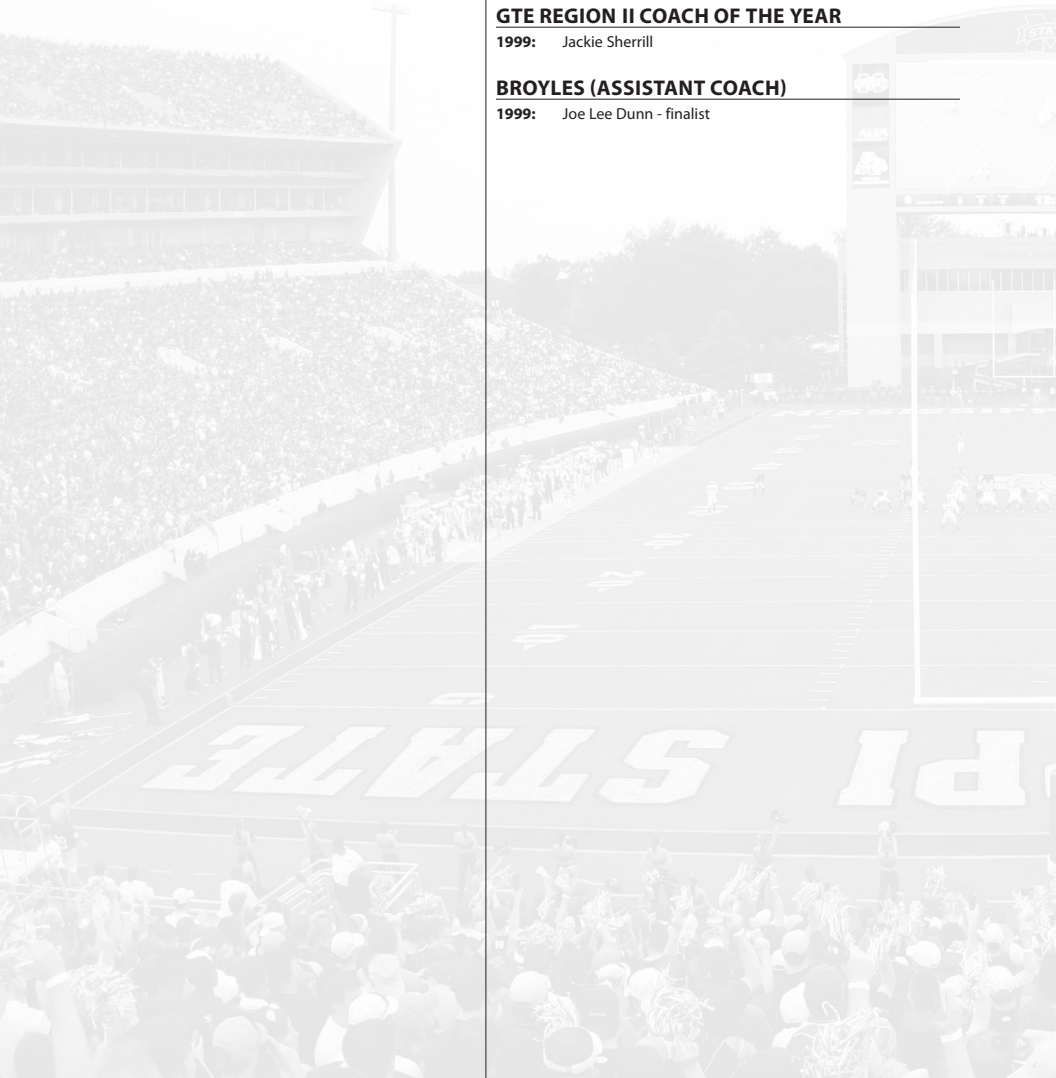
- 2000: Pig Prather - semifinalist  
Fred Smoot - semifinalist

## GTE REGION II COACH OF THE YEAR

- 1999: Jackie Sherrill

## BROYLES (ASSISTANT COACH)

- 1999: Joe Lee Dunn - finalist







## ALL-SEC SELECTIONS

**1933:** Bobby Herrington, B (3rd AP)

**1935:** Ike Pickle, B (1st AP)  
Chuck Gelatka, E (2nd AP)  
Willie Stone, G (3rd AP)

**1936:** Chuck Gelatka, E (3rd AP)  
Alex Lott, T (3rd AP)

**1938:** Malcolm Gray, T (3rd AP)

**1939:** John Goolsby, C (2nd AP)  
Buddy Elrod, E (2nd AP)  
Jack Nix, B (3rd AP)

**1940:** Buddy Elrod, E (1st AP)  
Hunter Corhern, G (1st AP)  
John Tripson, T (2nd AP)  
Harvey Johnson, B (2nd AP)  
Billy Jefferson, B (3rd AP)

**1941:** Bill Arnold, T (2nd AP)  
Blondy Black, B (2nd AP)

**1942:** Raymond Ray, G (2nd AP)  
Bob Patterson, E (2nd AP)  
Blondy Black, B (2nd AP)  
Curtis Patterson, G (3rd AP)

**1944:** Hillery Horne, T (1st AP)  
Tom McWilliams, B (1st AP)  
Dub Garrett, T (2nd AP)  
Bill Hildebrand, E (3rd AP)

**1945:** Bill Hildebrand, E (1st AP)  
Harper Davis, B (1st AP)  
Dub Garrett, T (3rd AP)  
Graham Bramlett, B (3rd AP)

**1946:** Tom McWilliams, B (1st AP)  
Dub Garrett, T (2nd AP)  
Mike Harris, G (3rd AP)  
Harper Davis, B (3rd AP)

**1947:** Dub Garrett, T (1st AP)  
Tom McWilliams, B (1st AP)  
Harper Davis, B (3rd AP)

**1948:** Tom McWilliams, B (1st AP)  
Harper Davis, B (3rd AP)

**1949:** Jerry Taylor, C (2nd AP)

**1951:** Joe Fortunato, DB (1st AP)  
Bill Pyron, DT (2nd AP, 3rd UPI)

**1952:** Jackie Parker, B (1st AP & UPI)  
Bo Reid, C (2nd AP)

**1953:** Joe Fortunato, B (2nd AP & UPI)  
Jackie Parker, B (1st AP & UPI)  
Tom Morris, T (3rd AP)

**1954:** Hal Easterwood, C (3rd AP, 2nd UPI)  
Hal Easterwood, C (1st AP, 2nd UPI)  
Art Davis, B (1st AP & UPI)

**1955:** Bill Dooley, G (3rd AP, 2nd UPI)  
Scott Suber, G (1st AP & UPI)  
Art Davis, B (2nd AP & UPI)

**1956:** Jim Barron, T (3rd AP & UPI)  
Ron Bennett, E (1st AP & UPI)  
Billy Stacy, B (1st AP & UPI)

**1957:** Billy Stacy, B (1st AP & UPI)  
Jack Benson, C (3rd AP, 2nd UPI)  
Sam Latham, T (3rd AP)

**1958:** John Benge, E (3rd AP)  
Jimmy Dodd, C (3rd UPI)

**1959:** Jack Benson, T (2nd AP & UPI)  
Billy Stacy, B (3rd AP, 2nd UPI)

**1960:** Tom Goode, E (2nd AP, 3rd UPI)  
LaVelle White, T (3rd AP)  
Walter Suggs, T (2nd UPI)

**1961:** Tom Goode, E (1st AP & UPI)  
Walter Suggs, T (2nd UPI)

**1962:** Johnny Baker, E (2nd AP & UPI)  
Howard Benton, T (2nd AP)

**1963:** Johnny Baker, E (1st AP, 2nd UPI)  
Pat Watson, G (3rd UPI)

**1964:** Tommy Neville, T (1st AP, 2nd UPI)  
Pat Watson, G (2nd AP, 1st UPI)

**1965:** Ode Burrell, B (2nd AP & UPI)  
Hoyle Granger, B (3rd AP & UPI)  
Tommy Inman, E (3rd UPI)

**1966:** Sonny Fisher, B (3rd UPI)  
Tommy Inman, E (2nd AP, 3rd UPI)  
Justin Canale, G (2nd AP, 3rd UPI)

**1967:** Marcus Rhoden, HB (2nd AP)  
Hoyle Granger, FB (2nd AP & UPI)  
Tommy Neville, DT (2nd AP & UPI)  
Pat Watson, DG (2nd AP, 1st UPI)

**1968:** Hoyle Granger, RB (2nd AP)  
Grady Bolton, DG (2nd AP)  
Marv Cornelius, DB (2nd AP)

**1969:** Bubba Hampton, OT (2nd AP)  
D.D. Lewis, LB (1st AP & UPI)

**1970:** D.D. Lewis, LB (1st AP & UPI)  
Glen Higgins, DT (2nd AP)

**1971:** Tommy Pharr, QB (1st AP)  
Sammy Milner, FL (1st AP & UPI)

**1972:** Sammy Milner, E (1st AP & UPI)  
David Smith, FL (1st AP & UPI)

**1973:** Chuck Dees, LB (2nd AP)  
Ken Phares, DB (2nd AP)

**1974:** Eric Hoggatt, LT (2nd AP)  
Frank Dowsing, DB (1st AP)

**1975:** Bill Buckley, WR (1st AP)  
John David Calhoun, LB (2nd AP)

**1976:** Ken Phares, DB (2nd AP)  
Frank Dowsing, DB (1st UPI)

**1977:** Wayne Jones, RB (1st AP)  
Jimmy Webb, DE (2nd AP, 1st UPI)

**1978:** Rocky Felker, QB (1st AP & UPI)  
Walter Packer, RB (1st AP)

**1979:** Sam Nichols, OG (2nd AP)  
Jimmy Webb, DT (1st AP & UPI)

**1980:** Harvey Hull, LB (2nd AP)  
Richard Keys, OC (1st AP & UPI)

**1981:** Sam Nichols, OG (2nd AP)  
Walter Packer, RB (2nd AP)

**1982:** Harvey Hull, MG (2nd AP)  
Ray Costic, LB (2nd AP)

**1983:** Stan Black, DB (2nd AP)  
Richard Keys, OC (1st AP & UPI)

**1984:** Sam Nichols, OG (2nd AP)  
Walter Packer, RB (2nd AP)

**1985:** Harvey Hull, MG (2nd AP)  
Ray Costic, LB (2nd AP)

**1986:** Stan Black, DB (2nd AP & UPI)  
Mark Trogdon, OT (2nd AP)

**1987:** Larry Gillard, DT (1st AP & UPI)  
Mardye McDole, WR (1st AP & UPI)

**1988:** Dave Marler, QB (1st AP & UPI)  
James Jones, RB (2nd AP)

**1989:** Tyrone Keys, DT (2nd AP)  
Johnnie Cooks, LB (2nd AP)

**1990:** Mardye McDole, WR (2nd AP)  
Alan Hartlein, OG (2nd AP)

**1991:** Tyrone Keys, DT (2nd AP)  
Kenny Johnson, DB (2nd AP)

**1992:** Mardye McDole, WR (1st AP)  
Alan Massey, OT (1st AP)

**1993:** Wayne Harris, OG (1st AP)  
Johnnie Cooks, LB (1st AP & UPI)

**1994:** Tyrone Keys, DE (2nd AP)  
Glen Collins, DT (2nd AP)

**1995:** Wayne Harris, OG (1st AP & UPI)  
Jerry Price, TE (2nd AP)

**1996:** Michael Haddix, RB (2nd AP)  
Billy Jackson, DE (1st AP & UPI)

**1997:** Glen Collins, DT (1st AP & UPI)  
Johnnie Cooks, LB (1st AP & UPI)

**1998:** Rob Fesmire, DB (1st UPI)  
Wayne Harris, OG (1st AP & UPI)

**1999:** Danny Knight, WR (2nd AP, 1st UPI)

**2000:** Michael Haddix, RB (2nd AP)  
Billy Jackson, DE (1st UPI)

**2001:** Billy Jackson, LB (1st AP & UPI)  
Pat Swoopes, DT (2nd AP, 1st UPI)

**2002:** Aaron Pearson, LB (2nd AP)  
Corwyn Aldredge, TE (Coaches')

**2003:** Danny Sanders, OG (2nd AP)  
Rusty Brown, OG (2nd AP)

**2004:** Pat Swoopes, DT (2nd AP, 1st UPI)  
Aaron Pearson, LB (2nd AP)

**2005:** Don Smith, QB (1st AP & UPI, Coaches')

**2006:** James Williams, LB (2nd AP)  
Jesse Anderson, TE (2nd AP)

**2007:** Ricky Byrd, OG (2nd AP)  
Miike Riley, P (1st AP)

**2008:** James Williams, LB (2nd AP)  
Bo Russell, DB (2nd AP)

**2009:** Ricky Byrd, OG (1st AP)  
Reggie Stewart, LB (1st AP)

**2010:** Mike Riley, P (2nd AP)  
Daniel Boyd, LB (2nd AP)

**2011:** Keo Coleman, LB (1st AP)  
John James, OT (1st AP, Coaches')

**2012:** Nate Williams, NG (2nd AP, 1st Coaches')

**2013:** Daniel Boyd, LB (1st AP, 2nd Coaches')

**2014:** Jerome Brown, DE (2nd Coaches')

**2015:** Lee Ford, C (2nd AP, Coaches')

**2016:** Willie Harris, WR (2nd AP, Coaches')

**2017:** John James, OT (1st AP, Coaches')

**2018:** Todd Jordan, P (1st AP, Coaches')

**2019:** Kelvin Knight, FS (2nd AP)  
Marc Woodard, LB (2nd Coaches')

**2020:** Arley Gibson, NT (1st AP)  
Walt Harris, DB (2nd Coaches')

**2021:** Juan Long, LB (1st FN, 2nd Coaches')

**2022:** Brian Anderson, C (2nd Coaches')

**2023:** Kevin Bouie, RB (2nd Coaches')

**2024:** Dwayne Curry, LB (1st AP, Coaches')

**2025:** Walt Harris, DB (1st AP, Coaches')

**2026:** Jesse James, OG (1st AP, Coaches')

**2027:** Eric Moulds, WR (2nd AP, Coaches')

**2028:** Kendall Watkins, TE (2nd Coaches')

**2029:** Dwayne Curry, LB (1st FN, 2nd AP, Coaches')

**2030:** Walt Harris, DB (1st AP, Coaches', FN)

**2031:** Eric Moulds, WR (1st Coaches', FN 2nd AP)

**2032:** Dwayne Curry, LB (1st FN)

**2033:** Paul Lacoste, LB (2nd AP, Coaches')

**2034:** Andy Russ, P (1st BN, 2nd AP, Coaches')

**2035:** Brent Smith, OT (1st AP, Coaches')

**2036:** Robert Hicks, OL (1st Coaches', 2nd AP)

**2037:** Greg Favors, DE (1st AP, Coaches', FN)

**2038:** Brian Hazelwood, K (2nd AP, Coaches')

**2039:** Jeff Walker, P (2nd AP, Coaches')

**2040:** Eric Allen, C (2nd AP)  
Eric Brown, DB (2nd AP)

**2041:** Eric Allen, C (1st AP, FN, 2nd Coaches', BN)

**2042:** Brian Hazelwood, K (2nd BN)  
J.J. Johnson, TB (1st AP, FN, Coaches', BN)

**2043:** Kevin Prentiss, RS (2nd AP)

**2044:** Barrin Simpson, LB (2nd Coaches')

**2045:** Ed Smith, DE (1st AP, FN, 2nd Coaches', BN)

**2046:** Randy Thomas, OG (2nd AP, Coaches', BN)

**2047:** Jeff Walker, P (2nd AP, Coaches', BN)

**2048:** Robert Bean, CB (1st AP, BN, 2nd Coaches')

**2049:** Ashley Cooper, S (1st AP, Coaches', BN, FN)

**2050:** John Hilliard, DT (2nd Coaches')

**2051:** Wes Shivers, OG (2nd AP)

**2052:** Bamin Simpson, LB (1st AP, Coaches', BN, FN)

**2053:** Fred Smoot, (1st AP, 2nd Coaches')

**2054:** Jeff Walker, (2nd AP, Coaches')

**2055:** Scott Westerfield, PK (2nd AP, Coaches')

**2056:** Willie Blade, DT (2nd AP)

**2057:** Michael Fair, C (2nd AP, Coaches')

**2058:** Mario Haggan, LB (1st AP)

**2059:** Dicozeno Miller, TB (2nd AP, Coaches')

**2060:** Pig Prather, DOG (1st AP, 2nd Coaches')

**2061:** Fred Smoot, CB (1st AP, Coaches')

**2062:** Conner Stephens, DE (2nd AP)

**2063:** Scott Westerfield, PK (2nd AP)

**2064:** Pork Chop Womack, OT (1st AP, Coaches')

**2065:** Mario Haggan, LB (2nd AP)

**2066:** Josh Morgan, FS (1st FN, 2nd AP)

**2067:** Pig Prather, DOG (1st AP, 2nd Coaches')

**2068:** Jason Clark, DE (2nd AP)

**2069:** Mario Haggan, LB (2nd AP)

**2070:** Brent Smith, PK (2nd AP)

**2071:** Justin Jenkins, WR (2nd AP, Coaches')

**2072:** Nick Turner, TB (2nd AP)

**2073:** Jared Cook, P (1st AP, Coaches')

**2074:** Willie Evans, DE (2nd AP)

**2075:** Ronald Fields, DT (1st AP)

**2076:** Jerious Norwood, TB (2nd AP, Coaches')

**2077:** David Stewart, OL (2nd AP)

**2078:** Jerious Norwood, TB (2nd AP, Coaches')

**2079:** Willie Evans, DE (1st AP, Coaches')

**2080:** Titus Brown, DE (2nd Coaches', AP)

**2081:** Quinton Culberson, LB (1st AP, Coaches')

**2082:** Derek Pegues, DB (2nd Coaches')

**2083:** Deljuan Robinson, DT (2nd AP)

**2084:** Michael Brown, OL (2nd Coaches')

**2085:** Titus Brown, DE (2nd AP, Coaches')

**2086:** Jamar Chaney, LB (2nd Coaches')

**2087:** Derek Pegues, DB (1st AP, 2nd Coaches')

**2088:** Dominic Douglas, LB (2nd AP, 2nd Coaches')

**2089:** Derek Pegues (2nd Coaches')

**2090:** Anthony Dixon (1st AP, 1st Coaches')





# HONORS

## SEC COACH OF THE YEAR

- 1940:** Allyn McKeen (Nashville Banner)
- 1957:** Wade Walker (Nashville Banner)
- 1963:** Paul Davis (AP)
- 1970:** Charley Shira (AP)
- 2007:** Sylvester Croom (AP, Coaches')

## NASHVILLE BANNER SEC MVP

- 1940:** Erwin "Buddy" Elrod, E
- 1944:** Tom "Shorty" McWilliams, HB
- 1952:** Jackie Parker, QB
- 1953:** Jackie Parker, QB
- 1954:** Art Davis, HB
- 1974:** Rocky Felker, QB

## BIRMINGHAM QB CLUB MVP

- 1953:** Hal Easterwood, Lineman  
Jackie Parker, Back
- 1955:** Scott Suber, Lineman
- 1981:** Johnnie Cooks, Lineman
- 1998:** James Johnson, Back

## BIRMINGHAM TD CLUB SEC MVP

- 1981:** Johnnie Cooks, LB

## JACOBS AWARD - SEC BLOCKER

- 1948:** Truitt Smith
- 1954:** Charles Evans
- 1981:** Wayne Harris
- 1982:** Wayne Harris

## ATLANTA TOUCHDOWN CLUB AWARDS

### SEC BACK OF THE YEAR

- 1953:** Jackie Parker, QB

### SOUTHEAST AREA BACK

- 1974:** Rocky Felker, QB

### SOUTHEAST AREA LINEMAN

- 1981:** Johnnie Cooks, DL

### SOUTHEAST AREA OL OF THE YEAR

- 1994:** Jesse James, OG

### SOUTHEAST AREA DB OF THE YEAR

- 2000:** Fred Smoot, CB

## SEC ALL-FRESHMAN

- 1986:** Jesse Anderson, LB  
Asa Bennett, DB  
Tommy Parks, P
- 1987:** Tony Robertson, OL  
Robert Young, DL  
Eddie Myles, DB
- 1988:** Kenny Stewart, OL  
Mike Riley, P  
Melvin Hawkins, LB
- 1989:** John James, OL  
Byron Jordan, OL  
Kenny Roberts, RB  
Tony James, KR  
Rodney Stowers, DL  
Marc Woodard, LB
- 1990:** Shea Bell, OL
- 1991:** Michael Davis, FB
- 1993:** Kenny Causey, WR  
Dwayne Curry, LB
- 1994:** Conley Earls, LB  
James Grier, DL
- 1996:** Matt Wyatt, QB  
Kendall Roberson, FS
- 1998:** Dicenzo Miller, TB
- 2000:** Jason Clark, LB
- 2001:** Ronald Fields, NT (KNS, Coaches')  
Ray Ray Bivines, PR (KNS)
- 2002:** Jerious Norwood, KR (KNS)  
Darren Williams, DB (KNS)
- 2003:** Quinton Culbertson, DB (KNS, Coaches')  
Donovan Davis, OL (KNS, Coaches')
- 2004:** Eric Butler, TE (Coaches', TSN)  
Corey Clark, DL (Coaches')  
Titus Brown, LB (Coaches', TSN)  
Demario Bobo, DB (Coaches')  
Jonathan Lowe, RB (Coaches', TSN)
- 2005:** Jamar Chaney, LB (Coaches')  
Keith Fitzhugh, DB (TSN)  
Anthony Littlejohn, LB (TSN, Coaches')  
Blake McAdams, P (Coaches')  
Derek Pegues, DB (Coaches')  
Anthony Strauder, OL (TSN)
- 2006:** Anthony Dixon, RB (Coaches')  
Jamon Hughes, LB (Coaches')  
Craig Jenkins, OL (Coaches')
- 2007:** Wesley Carroll, QB (Coaches')
- 2008:** **Quentin Salsberry, OL (Coaches')**  
**Charles Mitchell, DB (Coaches')**
- 2009:** **Johnthan Banks, DB**  
**Corey Broomfield, DB**  
**Chad Bumphis, WR**  
**Fletcher Cox, DL**
- 2010:** **Gabe Jackson, OL (Coaches')**  
**Nickoe Whitley, S (Coaches')**

## SEC PLAYER OF THE WEEK

### OFFENSE

- 1986:** Don Smith (9/6)  
Don Smith (9/13)
- 1988:** Tony Shell (10/15)
- 1989:** Kenny Roberts (9/2)
- 1991:** Sleepy Robinson (10/12)  
Sleepy Robinson (11/23)
- 1994:** Eric Moulds (11/5)
- 1998:** James Johnson (11/16)
- 2000:** Dicenzo Miller (10/7)
- 2004:** Jerious Norwood (9/4)  
Jerious Norwood (10/23)
- 2005:** Jerious Norwood (11/26)
- 2008:** Anthony Dixon (11/24)
- 2009:** Anthony Dixon (10/31)

## DEFENSE

- 1985:** Cedric Corse (9/13)
- 1987:** Cedric Corse (11/21)
- 1988:** James Williams (9/10)
- 1989:** James Williams (11/25)
- 1990:** Reggie Stewart (10/27)  
Reggie Stewart (11/17)
- 1991:** Daniel Boyd (9/7)  
Daniel Boyd (10/26)
- 1992:** Daniel Boyd (10/4)  
Kelvin Knight (10/11)
- 1993:** Juan Long (10/16)
- 1994:** Dwayne Curry (9/24)  
Johnnie Harris (11/26)
- 1996:** Izell McGill (9/28)  
Paul Lacoste (11/16)  
Greg Favors (11/30)
- 1997:** Greg Favors (8/30)  
Anthony Derricks (11/1)
- 1998:** Edward Smith (9/7)  
Edward Smith (11/23)
- 1999:** Ashley Cooper (9/27)  
John Hilliard (10/11)  
Ashley Cooper (11/8)  
Barrin Simpson (11/29)
- 2000:** Josh Morgan (9/16)  
Willie Blade (9/30)  
Eugene Clinton (11/2)
- 2001:** Korey Banks (11/24)
- 2006:** Quinton Culbertson (11/4)
- 2007:** Gabe O'Neal (9/8)  
Derek Pegues (9/15)  
Avery Hannibal (10/27)  
Anthony Johnson (11/10)
- 2010:** Chris White (10/16)  
Chris White (10/30)

## SPECIAL TEAMS (SINCE 2003)

- 2003:** Brent Smith (10/6)  
Nick Turner (11/17)
- 2004:** Jared Cook (10/23)
- 2006:** Derek Pegues (10/14)
- 2007:** Derek Pegues (11/23)

## OFFENSIVE LINEMAN (SINCE 2004)

- 2004:** David Stewart (10/30)
- 2008:** J.C. Brignone (10/27)
- 2010:** Derek Sherrod (9/25)  
Derek Sherrod (10/9)  
Derek Sherrod (10/30)  
Derek Sherrod (11/27)

## DEFENSIVE LINEMAN (SINCE 2004)

- 2005:** Willie Evans (9/17)
- 2008:** Jessie Bowman (9/15)
- 2009:** Pernell McPhee (9/21)  
Pernell McPhee (11/28)

## FRESHMAN (SINCE 2009)

- 2009:** **Corey Broomfield (10/17)**  
**Johnthan Banks (10/24)**
- 2010:** **LaDarius Perkins (10/2)**  
**LaDarius Perkins (10/23)**  
**LaDarius Perkins (11/27)**  
**Tyler Russell (9/4)**



## SEC GOOD WORKS TEAM

- 1994:** Darrin Clark, QB  
**1995:** Brian Anderson, C  
**1996:** Paul Lacoste, LB  
**1997:** Eric Allen, C  
**1998:** Eric Allen, C  
**1999:** Kevin Sluder, DT  
**2000:** Scott Westerfield, PK  
**2001:** Kevin Sijansky, SN  
**2002:** Justin Griffith, FB  
**2003:** Justin Jenkins, WR  
**2004:** McKinley Scott, WR  
**2005:** Dezmond Sherrod, TE  
**2006:** Jason Husband, TE  
**2007:** Anthony Strauder, OL  
**2008:** Tim Bailey, DL  
**2009:** Tyson Lee, QB  
**2010:** Derek Sherrod, OL

## COSIDA ACADEMIC ALL-AMERICANS

- 1953:** Jackie Parker, QB  
**1954:** Hal Easterwood, C  
**1956:** Ron Bennett, DE  
**1972:** Frank Dowsing, B  
 Ken Phares, QB  
**1973:** Jimmy Webb, DT  
**1976:** Will Coltharp, DE (1st Team)  
**1989:** Bo Russell, DB (1st Team)  
**1992:** Daniel Boyd, LB (2nd Team)  
**2000:** Scott Westerfield, PK (1st Team)

## NATIONAL FOOTBALL FOUNDATION SCHOLAR-ATHLETE AWARDS

- 1972:** Frank Dowsing, DB  
**1989:** Bo Russell, DB  
**2010:** Derek Sherrod, OL

## CFA SCHOLAR-ATHLETE

- 1991:** Daniel Boyd, LB  
**1992:** Daniel Boyd, LB

## ACADEMIC ALL-SEC (SINCE 2004)

- 2004:** Brian Anderson, OL (Physical Education)  
 Keith Andrews, PK (Biological Sciences)  
 James Cochran, OL (General Business)  
 Jared Cook, P (Gen. Business Admin.)  
 Russell Cook, SN (Banking & Finance)  
 Britt Cross, SN (Biological Engineering)  
 John Davis, OL (Biological Sciences)  
 Ty Freeman, TE (Industrial Technology)  
 Brad Horton, LB (Gen. Business Admin.)  
 Joe Judge, QB (Industrial Technology)  
 Kenny Kern, LB (Business Management)  
 Chris McNeil, OL (Physical Education)  
 Brett Morgan, QB (Physical Education)  
 Will Prosser, WR (Physical Education)  
 Carlton Rice, LB (Physical Education)  
 McKinley Scott, WR (Gen. Business Admin.)  
 Dezmond Sherrod, TE (Gen. Bus. Admin.)  
 Kyle York, QB (Banking & Finance)  
**2005:** Derek Ambrose (Physical Education)  
 Brian Anderson (Physical Education)  
 Keith Andrews (Biological Science)  
 Russell Cook (Insurance)  
 Britt Cross (Biological Engineering)  
 Marcus Evans (Interdisciplinary Studies)  
 Michael Henig (Gen. Business Admin.)  
 Dio Herrera (Gen. Business Admin.)  
 Jonathan Hill (Industrial Technology)  
 Brad Horton (Gen. Business Admin.)  
 Jeremy Jack (Agribusiness)

- Lance Long (Business Management)  
 Chris McNeil (Physical Education)  
 Brett Morgan (Physical Education)  
 Will Prosser (Physical Education)  
 Carlton Rice (Physical Education)  
 Casey Rogers (Mathematics)  
 Dezmond Sherrod (Insurance)  
 Anthony Strauder (Physical Education)  
 Leron Yarbrough (Social Work)  
**2006:** Derek Ambrose (Physical Education)  
 Keith Andrews (Biological Sciences)  
 Anthony Bowles (Geosciences)  
 Christopher Britt (Physical Education)  
 Mark Brown (Accounting)  
 Russell Cook (Gen. Business Administration)  
 Ty Evans (General Business Administration)  
 Patrick Franks (Political Science)  
 David Heard (Biological Engineering)  
 Brad Horton (Gen. Business Administration)  
 Jarvis Kyles (Gen. Business Administration)  
 Lance Long (Management)  
 Blake McAdams (Physical Education)  
 Carlton Rice (Physical Education)  
 Casey Rogers (Mathematics)  
 Ben Shelton (Real Estate & Mortgage)  
 Dezmond Sherrod (Insurance)  
 Anthony Strauder (Physical Education)  
**2007:** J.C. Brignone (Food Nutrition)  
 Charles Burns (Fitness Management)  
 Aaron Feld (Management of Construction & Land)  
 Keon Humphries (Physical Education)  
 Jason Husband (Masters of Business Admin.)  
 Jarvis Kyles (General Business Administration)  
 Lance Long (Management)  
 Blake McAdams (Clinical Exercise Physiology)  
 Mark Melichar (Mgmt. of Construction & Land)  
 Dezmond Sherrod (Masters of Business Admin.)  
 Anthony Strauder (Fitness Management)  
**2008:** Timothy Bailey (Sociology)  
 Anthony Bowles (Geosciences)  
 Mark Brown (Accounting)  
 Adam Carlson (Business Administration)  
 Wes Carroll (Risk Management and Insurance)  
 Andrew Ellard (Physical Education)  
 Aaron Feld (Construction and Land Development)  
 Phillip Freeman (Physical Education)  
 Michael Gates (Interdisciplinary Studies)  
 Robert Gurley (Physical Education)  
 Nelson Hurst (Physical Education)  
 Sam Latham (Biological Engineering)  
**Addison Lawrence (General Bus. Admin.)**  
 Tyson Lee (Secondary Education)  
 Anthony Littlejohn (Sociology)  
 D.J. Looney (Management)  
 Blake McAdams (Physical Education)  
 Brandon McRae (Interdisciplinary Studies)  
 Mark Melichar (Construction and Land Development)  
 Eric Richards (General Bus. Admin.)  
 Derek Sherrod (Risk Management and Insurance)  
 Anthony Strauder (Physical Education)  
 Marcus Washington (Marketing)  
 Austin Wilbanks (Physical Education)  
 Jarvis Williams (Industrial Technology)  
 Lamarcus Williams (Management)  
 KJ Wright (Sociology)  
 Taurus Young (Industrial Technology)

- 2009:** Sean Brauchle (Business Administration)  
 J.C. Brignone (Physical Education)  
 Jamar Chaney (Physical Education)  
**Kendrick Cook (Physical Education)**  
 Andrew Ellard (Physical Education)  
 Aaron Feld (Mgt. Const. and Land Dev.)  
 Phillip Freeman (Physical Education)  
 Heath Hutchins (Sociology)  
 Maurice Langston (Marketing)  
 Sam Latham (Bio Engineering)  
**Addison Lawrence (Business Administration)**  
**Cameron Lawrence (Physical Education)**  
 Mark Lynn (Electrical Engineering)  
 John McMillan (Mgt. Const. and Land Dev.)  
 Brandon McRae (Interdisciplinary Studies)  
 Mark Melichar (Insurance/Risk Mgt.)  
 Tyson Lee (Secondary Education)  
 Derek Sherrod (Insurance/Risk Mgt.)  
**Baker Swedenburg (Business Information Systems)**  
**Louis Watson (Physical Education)**  
**Sam Watts (Physical Education)**  
 Chris White (Physical Education)  
**2010:** Sean Brauchle (Accounting)  
 J.C. Brignone (Kinesiology)  
**Corey Broomfield (Kinesiology)**  
**Chad Bumphis (Kinesiology)**  
**Kendric Cook (Kinesiology)**  
**Derek DePasquale (Mechanical Engineering)**  
 Aaron Feld (Kinesiology)  
 Phillip Freeman (Kinesiology)  
**Emmanuel Gatling (Chemical Engineering)**  
 Heath Hutchins (Psychology)  
 Sam Latham (Biomedical Engineering)  
**Addison Lawrence (Business Administration)**  
**Cameron Lawrence (Business Administration)**  
 John McMillan (Kinesiology)  
 Mark Melichar (Kinesiology)  
 Derek Sherrod (Kinesiology)  
**Baker Swedenburg (Business Information Systems)**  
**Louis Watson (Kinesiology)**  
**Sam Watts (Kinesiology)**  
**Sam Williams (Kinesiology)**





# BULLDOGS IN THE NFL

## ALL-TIME NFL ROSTER

ANDERSON, Jesse, TE  
Tampa Bay (1990-91), Pittsburgh (1992), Green Bay (1993)

BAKER, Johnny, LB  
Houston (1963-66), San Diego (1967)

BARNES, Ernie, DT  
Baltimore (1983)

BEAN, Robert, DB  
Cincinnati (2000-02), Jacksonville (2002)

BELL, Aubrey, WR  
Houston (2009-)

BETHUNE, Bobby, DB  
San Diego (1962)

BLACK, Blondy, HB  
Buffalo [AAFC] (1946), Baltimore [AAFC] (1947)

BLACK, Stan, DB  
San Francisco (1977)

BLACKMORE, Richard, CB  
Philadelphia (1979-82), San Francisco (1983)

BLADE, Willie, DL  
Dallas (2001, 2003, 2005), Houston (2002), Jacksonville (2004)

BLOUNT, Lamar, E  
Miami [AAFC] (1946), Buffalo [AAFC] (1947), Baltimore [AAFC] (1947)

BOUIE, Kevin, RB  
Philadelphia (1995), San Diego (1996)

BROWN, Eric, S  
Denver (1998-01), Houston (2002-04)

BROWN, Jerome, DE  
Cleveland (1993)

**BROWN, Titus, DE**  
Cleveland (2009-)

BURRELL, Ode, RB  
Houston (1964-69)

**BUTLER, Eric, TE**  
St. Louis (2009-)

BYRDSOONG, Shawn  
Baltimore (2002), New Orleans (2003)

CANALE, Justin, G  
Boston (1965-68), Cincinnati (1969)

CARROLL, Herman, DE  
New Orleans (1994)

CLARK, Louis, WR  
Seattle (1987-92), Green Bay (1993)

COLEMAN, Keo, LB  
N.Y. (1992), Green Bay (1993)

COLLINS, Glen, DE  
Cincinnati (1982-85), San Francisco (1987)

COOKS, Johnie, LB  
Baltimore/Indianapolis (1982-88), N.Y. (1988-90), Cleveland (1991)

CORLEY, Elbert, C  
Buffalo [AAFC] (1947), Baltimore [AAFC] (1948)

COSTICT, Ray, LB  
New England (1977-80)

**CULBERSON, Quinton**  
St. Louis (2007-2009), Carolina (2009-)

DANIEL, Willie, DB  
Pittsburgh (1961-66), Los Angeles (1967-69)

DAVIS, Art, HB  
Pittsburgh (1956)

DAVIS, Dorsett  
Denver (2002-06)

DAVIS, Harper, HB  
Los Angeles [AAFC] (1949), Chicago (1950), Green Bay (1951)

DAY, Terry, DE  
N.Y. Jets (1997-98)

**DIXON, Anthony, RB**  
San Francisco (2010-)

**DOCKERY, Kevin, DB**  
N.Y. Giants (2006-2009), St. Louis (2009-)

**DOUGLAS, Dominic, LB**  
St. Louis (2009)

EIDSON, Jim, OL  
Dallas (1976)

ELEY, Clifton, TE  
Minnesota (1987)

**EVANS, Willie**  
Atlanta (2009-)

FAVORS, Greg, LB  
Kansas City (1998), Tennessee (1999-01), Indianapolis/Buffalo (2002), Carolina/Jacksonville (2003), Jacksonville (2004-05)

**FIELDS, Ronald, DT**  
San Francisco (2005-08), Denver (2009-)

FITZHUGH, Keith, DB  
New York Jets (2009)

FORTUNATO, Joe, FB  
Chicago (1955-66)

FREEMAN, Steve, DB  
Buffalo (1975-86), Minnesota (1987)

FRIDAY, Larry, S  
Buffalo (1987)

GARRETT, Dub, T  
Baltimore [AAFC] (1948-49), Chicago (1950)

GELATKA, Charles, E  
N.Y. Giants (1937-40)

GILLARD, Larry, DE  
N.Y. Giants (1978)

GODDE, Tom, C  
Houston (1962-65), Miami (1966-69), Baltimore (1970)

GOOLSBY, Jim, C  
Cleveland (1940)

GRANGER, Hoyle, FB  
Houston (1966-70, 72), New Orleans (1971)

GRIER, James, DT  
Buffalo (1998), New England (1999)

**GRIFFITH, Justin, FB**  
Atlanta (2003-05); Oakland (2006-08), Seattle (2009), Houston (2010-)

HADDIX, Michael, RB  
Philadelphia (1983-88), Green Bay (1989-90)

**HAGGAN, Mario, LB**  
Buffalo (2003-2009), Denver (2009-)

HARMON, Clarence, RB  
Washington (1977-82), New Jersey [USFL] (1984-85)

HARNESS, Jim, HB  
Baltimore (1956)

HARRIS, Amos (Mike), G  
Brooklyn [AAFC] (1947-48)

HARRIS, Johnnie, DB  
Oakland (1999-01), N.Y. (2002-03)

**HARRIS, Walt, CB**  
Chicago (1996-01), Indianapolis (2002-03), Washington (2004-05), San Francisco (2006-2010), Baltimore (2010-)

HARRIS, Willie, WR  
Buffalo Bills (1993), Green Bay Packers (1993), Chicago Bears (1993)

HARRISON, Granville, E  
N.Y. Giants (1941), Philadelphia (1941), Detroit (1942)

HAYES, Melvin, OT  
N.Y. Jets (1995), Houston (1996)

HENRY, Kevin, DE  
Pittsburgh (1993-00), Cincinnati (2001)

HICKS, Robert, OT  
Buffalo (1998-00)

HILLIARD, John, DL  
Seattle (2000-02)

HULL, Kent, C  
Buffalo (1986-96)

HUNT, Purvis, OG  
Houston (1995)

HUTSON, Brian, SS  
New England (1990)

JACKSON, Gerald, DB  
Kansas City (1979)

JACKSON, Kirby, DB  
Los Angeles (1987), Buffalo (1987-93), Seattle (1993-94)

JAMES, Jesse, C  
St. Louis (1995-96)

JEFFERSON, Billy, HB  
Detroit (1941), Brooklyn (1942), Philadelphia (1942)

**JENKINS, Justin, WR**  
Philadelphia (2004-05), Buffalo (2007-)

**JOHNSON, Antonio, DL**  
Indianapolis (2008-)

JOHNSON, Dennis, FB  
Buffalo (1978-79), N.Y. Giants (1980-81)

JOHNSON, James, RB  
Miami (1999-01), Cleveland (2002)

JOHNSON, Kenneth, DB  
Green Bay (1987-88)

JOHNSON, Kenny, DB  
Atlanta (1980-86), Houston (1986-89)

JONES, James, HB  
Dallas (1980-82, 1984-85)

**KELLY, Reggie, TE**  
Atlanta (1999-02), Cincinnati (2003-)

**KELLY, Tommy, DL**  
Oakland (2004-)

KEYS, Tyrone, DE  
Chicago (1983-85), Tampa Bay (1986-87), San Diego (1988)

KOWALSKI, Andy, E  
Brooklyn (1943-44), Boston (1945), Miami [AAFC] (1946)

LEASY, Wesley, LB  
Arizona (1995-96)

**LEE, Donald, TE**  
Miami (2003-04), Green Bay (2005-)

LEWIS, D.D., LB  
Dallas (1968, 70-81)

**LONG, Lance, WR**  
Arizona (2008-09), Kansas City (2009-)

**LOVE, Kyle, DL**  
New England (2010)

MANLEY, Joseph, C  
San Francisco (1953)

McCRARY, Fred, FB  
Philadelphia (1995), New Orleans (1997), San Diego (1999-02), New England (2003), Atlanta (2004-05)

McDOLLE, Mardye, SE  
Minnesota (1981-83)

McKINLEY, Alvin, DL  
Carolina (2000), Cleveland (2001-06); Denver (2007-)

McKINLEY, Dennis, FB  
Arizona (1999-02)

**MCRAE, Brandon, WR**  
St. Louis (2010)

McWILLIAMS, Tom "Shorty", HB  
Los Angeles [AAFC] (1949), Pittsburgh (1950)

MONROE, Henry, DB  
Philadelphia (1979)

MOULDS, Eric, WR  
Buffalo (1996-05), Houston (2006), Tennessee (2007)

NEVILLE, Tommy, T  
New England (1965-77), Denver (1978), N.Y. Giants (1979)

NIX, Jack, HB  
Cleveland (1940)

**NORWOOD, Jerious, TB**  
Atlanta (2006-)

PACKER, Walter, RB-KR  
Seattle (1977), Tampa Bay (1977)

PATRICK, Mike, P  
New England (1975-78)

PEARSON, Aaron, LB  
Kansas City (1986-88)

PHARR, Tommy, QB  
Buffalo (1970)

PLUMMER, Bruce, DB  
Denver (1987-88, 90), Miami (1988), Indianapolis (1989), San Diego (1990)

REED, Joe, QB  
San Francisco (1972-74), Detroit (1975-79)

**ROBINSON, Deljuan, DT**  
Houston (2007-)

SEARS, Corey, DT  
Baltimore (1996), St. Louis (1998), Arizona (1999-00), Houston (2002-05)

SHIVERS, Wes, OL  
Atlanta (2000-01)

SIDORIK, Alex, T  
Boston (1947), Baltimore (1948-49)

SIMMONS, Michael, DT  
New Orleans (1989-90)

SMITH, Brent, OT  
Miami (1997-02), N.Y. Jets (2003-04), Jacksonville (2005)

SMITH, Don, QB  
Tampa Bay (1988-89), Buffalo (1990)

SMITH, Truett, QB  
Pittsburgh Steelers (1950-51)

SMOOT, Fred, CB  
Washington (2001-04), Minnesota (2005-06), Washington (2007-09)

STACY, Billy, QB  
Chicago/St. Louis (1959-63)

**STEWART, David, OT**  
Tennessee (2005-)

SUGGS, Walter, T  
Houston (1962-71)

SWOOPES, Pat, DT  
New Orleans (1987, 89), Kansas City (1991)



# BULLDOGS IN THE NFL



TAIT, Arthur, E  
Dallas (1952)

**THOMAS, Randy, OG**  
**N.Y. Jets (1999-02), Washington (2003-)**

THREADGILL, Bruce, S  
San Francisco (1978)

TRIPSON, John, T  
Detroit (1941)

TRUITT, Olanda, WR  
L.A. Raiders (1993), Minnesota (1993), Washington (1994-95), Oakland (1996-97)

WATKINS, Kendall, TE  
Dallas (1995-96)

WEBB, Jimmy, DT  
San Francisco (1975-80), San Diego (1981)

WILLIAMS, Greg, DB  
Washington (1982-85)

WILLIAMS, James, LB  
New Orleans (1990-94), Jacksonville (1995), San Francisco (1997-98), Cleveland Browns (1999)

WOITT, John, DB  
San Francisco (1968-69)

**WOMACK, Pork Chop**  
**Seattle (2001-09), Cleveland (2009-)**

WONSLEY, George, HB  
Indianapolis (1984-88), New England (1989)

WOODARD, Marc, LB  
Pittsburgh (1993), Philadelphia (1993-96)

WYMS, Ellis  
Tampa Bay (2001-05), Seattle (2006), Minnesota (2007)

YOUNG, Glen, SE  
Philadelphia (1983), St. Louis (1984), Cleveland (1984-85, 87-88)

YOUNG, Robert, DT  
Los Angeles/St. Louis (1991-95), Houston (1996)

## Current NFL Bulldogs in BOLD

## BULLDOGS IN THE NFL DRAFT

Year	Rd	Pick	Name, Pos.	Team
1937	10		Chuck Gelatka, E	New York Giants
1940	12		Jim Goolsby, C	Cleveland Rams
1941	6		John Tripson, T	Detroit Lions
	7		Buddy Elrod, E	Pittsburgh Steelers
	10		Harvey Johnson, B	Brooklyn Dodgers
	12		Billy Jefferson, B	Detroit Lions
	12		Arnie Moore, E	New York Giants
1943	2		Blondy Black, B	Brooklyn Dodgers
	22		Charles Yancey, B	Washington Redskins
1944	2		Lamar Blount, B	New York Giants
	4		Hillery Horne, T	Philadelphia Eagles
	14		Elbert Corley, C	New York Giants
	15		Billy Murphy, B	Brooklyn Dodgers (AAFC)
	17		Kermit Davis, E	Green Bay Packers
	19		Wally Matulich, B	Cleveland Rams
	21		Mike Mihalich, G	Brooklyn Dodgers (AAFC)
	22		Joe Warlick, B	Cleveland Rams
	26		Anse Howard, E	Green Bay Packers
	27		John Hughes, E	Cleveland Rams
	29		Marty Frohm, T	Brooklyn Dodgers (AAFC)
1945	12		Stan Rhoades, E	New York Giants
1946	9		Mike Harris, G	New York Giants
	10		Bill Hildebrand, E	Green Bay Packers
	21		Charley Cadenhead, C	Washington Redskins
1947	6		Elbert Corley, C	Buffalo Bills
	11		Al Sidorik, T	Boston Patriots
1948	2		Dub Garrett, T	Chicago Bears
	2		Dub Garrett, T	Baltimore Colts (AAFC)
	16	102	Wally Matulich, B	San Francisco 49ers (AAFC)
	30		Truett Smith, B	Chicago Bears
1949	2		Harper Davis, B	Pittsburgh Steelers
	14		Murry Alexander, E	Brooklyn Dodgers (AAFC)
	23		R.B. Patterson, G	Detroit Lions
1950	1		Harper Davis, B	Chicago Bears
	7		Truett Smith, B	Pittsburgh Steelers
	17		Jerry Taylor, C	Philadelphia Eagles
	26		Jim Pittman, B	Chicago Cardinals
1951	22		Jack Rucker, B	Philadelphia Eagles
	24		Tony Kotowski, E	Philadelphia Eagles
	26		Billy Stewart, B	Philadelphia Eagles
1952	7		Joe Fortunato, B	Chicago Bears
	7		John Pace, T	Cleveland Browns

12		Jack Blount, T	Philadelphia Eagles
18		Bill Pyron, T	Chicago Cardinals
1953	16	Ken Deloe, T	Los Angeles Rams
	27	Jackie Parker, B	Detroit Lions
	28	Joe Cimini, T	Pittsburgh Steelers
1954	12	Hal Easterwood, C	San Francisco 49ers
	24	Jim Barron, T	Pittsburgh Steelers
1956	1	Art Davis, B	Pittsburgh Steelers
	21	Jim Harness, HB	Baltimore Colts
1958	29	Ken Irby, T	Chicago Cardinals
1959	1	Billy Stacy, B	Chicago Cardinals
	15	Jim Poteete, C	Philadelphia Eagles
1961	2	Tom Goode, C	Houston Oilers (AFL)
	3	Walter Suggs, T	Houston Oilers (AFL)
	9	Bobby Bethune, B	Chicago Bears
	12	Floyd Powers, G	Buffalo Bills (AFL)
	17	Tom Goode, LB	Detroit Lions
1962	15	Ray Osborne, T	San Francisco 49ers
	18	Charles Furlow, QB	Los Angeles Rams
	19	Lee Welch, HB	Dallas Texans
1963	3	Johnny Baker, LB	Los Angeles Rams
	7	Johnny Baker, E	Houston Oilers (AFL)
	18	Bobby Garvin, T	Cleveland Browns
1964	3	Ode Burrell, HB	Green Bay Packers
	4	Ode Burrell, HB	Houston Oilers (AFL)
	12	Howard Benton, T	San Francisco 49ers
	20	Bob Dugan, T	Buffalo Bills (AFL)
1965	6	Justin Canale, G	Boston Patriots (AFL)
	7	Tom Neville, T	Boston Patriots (AFL)
	7	Bill Moore, HB	Kansas City Chiefs (AFL)
	9	Tom Neville, T	Pittsburgh Steelers
	12	Justin Canale, G	Cleveland Browns
1966	3	Dan Bland, HB	San Francisco 49ers
	4	Hoyle Granger, FB	Baltimore Colts
	5	Hoyle Granger, FB	Houston Oilers (AFL)
	5	Grady Bolton, DT	Miami Dolphins (AFL)
	8	Dan Bland, HB	Houston Oilers (AFL)
	15	Grady Bolton, T	Green Bay Packers
1967	9	236 Harland Reed, TE	Green Bay Packers
	15	388 Tom Folliard, LB	Boston Patriots
	16	394 Marcus Rhoden, FL	New Orleans Saints
1968	6	159 D.D. Lewis, LB	Dallas Cowboys
	13	340 George Barron, T	Philadelphia Eagles
1970	13	320 Jack Thomas, B	St. Louis Cardinals
1971	11	283 Joe Reed, QB	San Francisco 49ers
	13	325 Sammy Milner, WR	San Diego Chargers
	16	404 David Smith, WR	Cleveland Browns
1973	2	50 Ken Phares, DB	Pittsburgh Steelers
	16	391 Frank Dowsing, DB	Philadelphia Eagles
1974	6	137 Wayne Jones, RB	New York Jets
	11	267 Bill Buckley, WR	New York Jets
	14	343 Greg Fountain, G	New York Jets
1975	1	10 Jimmy Webb, DT	San Francisco 49ers
	5	117 Steve Freeman, DB	New England Patriots
	10	245 Rocky Felker, QB	Cincinnati Bengals
1976	2	55 Jim Eidson, G	Dallas Cowboys
	7	207 Larry Buie, DB	Los Angeles Rams
	11	302 Chuck Brislin, T	Atlanta Falcons
1977	4	100 Stan Black, DB	San Francisco 49ers
	8	203 Walter Packer, WR	Atlanta Falcons
	10	262 Harvey Hull, LB	Houston Oilers
	11	303 Ray Costick, LB	New England Patriots
1978	3	59 Dennis Johnson, RB	Buffalo Bills
	5	133 Bruce Threadgill, DB	San Francisco 49ers
	11	290 Larry Gillard, DT	Cleveland Browns
1979	7	180 Henry Monroe, DB	Green Bay Packers
	10	253 Dave Marler, QB	Buffalo Bills
	10	260 Gerald Jackson, S	Kansas City Chiefs
1980	3	80 James Jones, RB	Dallas Cowboys
	5	137 Kenny Johnson, DB	Atlanta Falcons
1981	2	39 Mardye McDole, WR	Minnesota Vikings
	5	113 Tyrone Keys, DE	New York Jets
	11	294 Willie Jackson, DB	Detroit Lions
	11	296 Larry Friday, DB	Cleveland Browns
1982	1	2 Johnie Cooks, LB	Baltimore Colts
	1	26 Glen Collins, DE	Cincinnati Bengals
	10	262 Curtis Stowers, LB	Atlanta Falcons
1983	1	8 Michael Haddix, RB	Philadelphia Eagles
	3	62 Glen Young, WR	Philadelphia Eagles
1984	4	103 George Wonsley, RB	Indianapolis Colts
1986	11	284 Pat Swoopes, NT	New Orleans Saints
	11	285 Aaron Pearson, LB	Kansas City Chiefs

1987	2	51 Don Smith, RB	Tampa Bay Buccaneers
	5	129 Kirby Jackson, CB	New York Jets
	9	250 Bruce Plummer, CB	Denver Broncos
	10	270 Louis Clark, WR	Seattle Seahawks
1988	7	192 Gary Frank, G	Denver Broncos
1989	8	213 Fred Hadley, WR	New Orleans Saints
	10	264 Anthony Butts, DT	Denver Broncos
1990	4	87 Jesse Anderson, TE	Tampa Bay Buccaneers
	6	158 James Williams, LB	New Orleans Saints
1991	5	116 Robert Young, DT	Los Angeles Rams
	9	250 Jerry Bouldin, WR	New York Giants
1992	4	96 Keo Coleman, LB	New York Jets
	8	215 Nate Williams, DT	Pittsburgh Steelers
1993	4	108 Jesse Henry, DE	Pittsburgh Steelers
	5	125 Olanda Truitt, WR	Los Angeles Raiders
	5	140 Marc Woodard, LB	Pittsburgh Steelers
	7	195 Willie Harris, WR	Buffalo Bills
1994	5	142 Herman Carroll, DE	New Orleans Saints
1995	2	59 Kendall Watkins, TE	Dallas Cowboys
	2	62 Jesse James, OG	St. Louis Rams
	4	106 Melvin Hayes, OT	New York Jets
	6	208 Fred McCrary, FB	Philadelphia Eagles
	7	210 Kevin Bouie, RB	Philadelphia Eagles
	7	224 Wesley Leasy, LB	Arizona Cardinals
1996	1	14 Walt Harris, DB	Chicago Bears
	1	23 Eric Moulds, WR	Buffalo Bills
1997	3	96 Brent Smith, OT	Miami Dolphins
	4	102 Terry Day, DT	New York Jets
1998	2	61 Eric Brown, DB	Denver Broncos
	3	68 Robert Hicks, OT	Buffalo Bills
	4	120 Greg Favors, LB	Kansas City Chiefs
1999	2	39 James Johnson, RB	Miami Dolphins
	2	42 Reggie Kelly, TE	Atlanta Falcons
	2	57 Randy Thomas, OG	New York Jets
	6	206 Dennis McKinley, FB	Arizona Cardinals
2000	4	120 Alvin McKinley, DL	Carolina Panthers
	5	133 Robert Bean, DB	Cincinnati Bengals
	6	190 John Hilliard, DL	Seattle Seahawks
	7	237 Wes Shivers, OL	Tennessee Titans
2001	2	45 Fred Smoot, CB	Washington Redskins
	3	93 Willie Blade, DT	Dallas Cowboys
	4	128 Pork Chop Womack, OL	Seattle Seahawks
	6	183 Ellis Wym, DL	Tampa Bay Buccaneers
2002	3	96 Dorsett Davis, DL	Denver Broncos
2003	4	121 Justin Griffith, FB	Atlanta Falcons
	5	156 Donald Lee, TE	Miami Dolphins
	7	228 Mario Haggan, LB	Buffalo Bills
2005	4	113 David Stewart, OL	Tennessee Titans
	5	137 Ronald Fields, DL	San Francisco 49ers
2006	3	79 Jerious Norwood, RB	Atlanta Falcons
2007	5	152 Antonio Johnson, DL	Tennessee Titans
2009	6	173 Anthony Dixon, RB	San Francisco 49ers
	7	220 Jamar Chaney, LB	Philadelphia Eagles
2010	1	32 George Sherrod, OL	Green Bay Packers
	4	99 K.J. Wright, LB	Seattle Seahawks
	5	165 Pernel McPhee, DL	Baltimore Ravens
	6	169 Chris White, LB	Buffalo Bills

## MSU DRAFT RECORDS

(SINCE AFL-NFL MERGER IN 1967)

Most players drafted in a season: 6 (1995)  
 Most players drafted by same team: 3 by New York Jets (1974)  
 Most first-round picks: 2 (1982, 1996)  
 Most picks in first 2 rounds: 3 (1999)  
 Most picks in first 3 rounds: 3 (1999)  
 Most picks in first 4 rounds: 3 (1995, 1998, 1999, 2000, 2001)  
 Most picks in first 5 rounds: 3 (1993, 1995, 1998, 1999, 2001, 2010)  
 Most picks in first 100 players: 2 (10 times)

## SUPPLEMENTAL/EXPANSION DRAFTS

Year	Rd	Pick	Name, Pos.	Team
1966			Tom Goode, C	Miami Dolphins
1984	1	26	Danny Knight, WR	Miami Dolphins
1986	3	77	John Bond, QB	Cleveland Browns
1995			James Williams, LB	Jacksonville Jaguars





# TEAM SEASON RECORDS

## SEASON DEFENSIVE RECORDS

### INTERCEPTIONS

- 22 (1994)
- 19 (1970)
- 19 (2000)
- 18 (1967)
- 18 (1977)
- 18 (1992)
- 18 (2007)
- 17 (1963)
- 17 (1972)
- 17 (2009)
- 16 (1998)
- 15 (1993)
- 15 (1999)

### SACKS

- 39 (1996)
- 38 (1991)
- 36 (1998)
- 34 (1999)
- 33 (1989)
- 32 (1985)
- 31 (2000)
- 30 (2005)
- 27 (1997)
- 26 (2010)

### MOST SACKS

Season: 39 (1996)

### MOST PLAYS AGAINST

Season: 898 (2003)

### FEWEST PLAYS AGAINST

Season: 431 (1936)  
Season (Since 1950): 504 (1958)

### MOST NET YARDS ALLOWED

Season: 5682 (2003)

### FEWEST NET YARDS ALLOWED

Season: 1010 (1936)  
Season (Since 1950): 2070 (1963)

### LOWEST YARDS-PER-PLAY ALLOWED

Season: 2.34 (1936) [431 for 1010 yards]  
Season (Since 1950): 3.34 (1999) [734 for 2448 yds]

### LOWEST YARDS-PER-GAME ALLOWED

Season: 101.0 (1936) [1010 in 10 games]  
Season (Since 1950): 207.0 (1963) [2070 in 10 gms]

### MOST TDS ALLOWED

Season: 61 (2003)

### FEWEST TOUCHDOWNS ALLOWED

Season: 4 (1936)  
Season (Since 1950): 9 (1963)

## RUSHING DEFENSE

### MOST ATTEMPTS AGAINST

Season: 608 (1977)

### FEWEST ATTEMPTS AGAINST

Season: 328 (1936)  
Season (Since 1950): 373 (1958)

### MOST NET YARDS ALLOWED

Season: 2853 (1986)

### FEWEST NET YARDS ALLOWED

Season: 505 (1940)  
Season (Since 1950): 736 (1999)

### LOWEST YARDS-PER-RUSH ALLOWED

Season: 1.44 (1940) [350 for 505 yards]  
Season (Since 1950): 1.83 (1999) [403 for 736 yards]

### LOWEST YARDS-PER-GAME ALLOWED

Season: 50.5 (1940) [505 in 10 games]  
Season (Since 1950): 66.9 (1999) [736 in 11 games]

### FEWEST TOUCHDOWNS ALLOWED

Season (Modern Era): 2 (1936)  
Season (Since 1950): 4 (1963)

## PASSING DEFENSE

### MOST INTERCEPTIONS

Season: 22 (1994)

### MOST ATTEMPTS AGAINST

Season: 446 (2010)

### FEWEST ATTEMPTS AGAINST

Season: 102 (1950)

### MOST COMPLETIONS ALLOWED

Season: 258 (2010)

### FEWEST COMPLETIONS ALLOWED

Season: 40 (1936)  
Season (Since 1950): 50 (1956 & 1953)

### MOST NET YARDS ALLOWED

Season: 3,399 (2003)

### FEWEST NET YARDS ALLOWED

Season: 325 (1936)  
Season (Since 1950): 635 (1957)

### LOWEST YDS-PER-GAME ALLOWED

Season: 32.5 (1936) [325 in 10 games]  
Season (Since 1950): 63.9 (1953) [639 in 10 games]

### FEWEST TOUCHDOWNS ALLOWED

Season (Modern Era): 2 (1960, 1953 & 1936)

## SCORING DEFENSE

### MOST POINTS ALLOWED

Season: 471 (2003)

### FEWEST POINTS ALLOWED

Season: 6 (1903)  
Season (Modern Era): 25 (1936)  
Season (Since 1950): 82 (1963)

### HIGHEST POINTS-PER-GAME ALLOWED

Season: 39.25 (2003) [471 in 12 games]

### LOWEST POINTS-PER-GAME ALLOWED

Season: 2.5 (1936) [25 in 10 games]  
Season (Since 1950): 8.2 (1963) [82 in 10 games]

### MOST TOUCHDOWNS ALLOWED

Season: 63 (2003)

### FEWEST TOUCHDOWNS ALLOWED

Season: 4 (1936)  
Season (Since 1950): 9 (1963)

### MOST SHUTOUTS BY

Season: 7 (1913 & 1936)  
Season (Since 1950): 3 (1950 & 1963)

## FIRST DOWNS

### MOST FIRST DOWNS ALLOWED

Season: 290 (2003)

### FEWEST FIRST DOWNS ALLOWED

Season: 51 (1936)  
Season (Since 1950): 101 (1957)

## FUMBLES

### MOST FUMBLES CAUSED

Season: 45 (1976)

### MOST FUMBLES RECOVERED

Season: 29 (1953)

## TURNOVERS

### MOST TURNOVERS CAUSED

Season: 43 (1970)



# TEAM SEASON RECORDS



## SEASON OFFENSIVE RECORDS

### PASSING RECORDS

#### MOST ATTEMPTS

Season: 442 (2002)

#### FEWEST ATTEMPTS

Season (Modern Era): 73 (1957)

#### MOST COMPLETIONS

Season: 226 (2002)

#### FEWEST COMPLETIONS

Season (Modern Era): 26 (1957)

#### HIGHEST COMPLETION PERCENTAGE

Season (Min. 100 att.): .583 (2010) [168 of 288]

#### MOST NET YARDS GAINED

Season: 2637 (1978)

#### FEWEST NET YARDS GAINED

Season (Modern Era): 502 (1963)

#### HIGHEST YARDS-PER-GAME AVERAGE

Season: 239.7 (1978) [2637 in 11 games]

#### MOST TOUCHDOWNS THROWN

Season: 18 (2010)

#### MOST INTERCEPTIONS THROWN

Season: 25 (1949, 2003)

## PASSING RECORDS

### YARDAGE

Rank	Yardage	Year
1.	2637	1978
2.	2611	2002
3.	2433	1999
4.	2424	2010
	2424	2003
6.	2422	1985
7.	2364	2001
8.	2306	1995
9.	2300	2006
10.	2279	1988

### YARDS PER GAME

Rank	Yardage	Year
1.	239.7	1978
2.	221.2	1999
3.	220.2	1985
4.	217.6	2002
5.	214.9	1969
	214.9	2001
7.	209.6	1995
8.	207.2	1988
9.	204.7	1968
10.	202.0	2003

### COMPLETION PERCENTAGE

Rank	Percentage	Year
1.	.583	2010
2.	.575	2009
3.	.571	1953
4.	.569	1978
5.	.566	2010
6.	.558	1960
7.	.556	1991
8.	.553	2000
9.	.545	2001
10.	.544	1968

## ATTEMPTS

Rank	Attempts	Year
1.	442	2002
2.	406	1988
3.	395	2003
4.	385	2008
5.	372	2007
6.	360	2006
7.	355	2001
8.	352	1969
9.	351	1999
10.	342	1968

## COMPLETIONS

Rank	Completions	Year
1.	226	2002
2.	210	2008
3.	207	2003
4.	189	1969
5.	188	2007
6.	187	2001
7.	186	1968
	186	1988
9.	184	1999
10.	177	1978

## TOUCHDOWNS

Rank	Touchdowns	Year
1.	18	2010
2.	17	1994
3.	16	1969
	16	1985
	16	1995
6.	15	1988
	15	2003
	15	2010
9.	14	1978
	14	1990

## PUNTING RECORDS

### MOST PUNTS

Season: 96 (1967)

### FEWEST PUNTS

Season: 41 (1955)

### HIGHEST YARDS-PER-PUNT AVERAGE

Season: 43.6 (1973) [61 for 2660 yards]

### TOTAL PUNTS

Rank	Punts	Year
1.	96	1967
2.	82	2008
3.	80	1971
	80	2007
5.	75	1989

### PUNTING AVERAGE

Rank	Average	Year
1.	43.6	1973
2.	43.1	1996
3.	43.0	1997
4.	42.8	1992
5.	42.0	1993

## PUNT RETURNS

### MOST PUNT RETURNS

Season: 70 (1936)

Season (Since 1950): 47 (1956)

### MOST NET YARDS GAINED

Season: 778 (1936)

Season (Since 1950): 521 (1971)

### MOST TOUCHDOWNS

Season: 3 (1965, 1971, 1981 & 1998)

## KICKOFF RETURNS

### MOST KICKOFF RETURNS

Season: 61 (2009)

### MOST NET YARDS GAINED

Season: 1514 (2009)

### MOST TOUCHDOWNS

Season: 2 (1910)

Season (Modern Era): 1, Many times (Last: 2010)





# TEAM SEASON RECORDS

## RUSHING RECORDS

### MOST ATTEMPTS

Season: 651 (1980)

### FEWEST ATTEMPTS

Season (Modern Era): 341 (1962)

### MOST NET YARDS GAINED

Season: 3135 (1980)

### FEWEST NET YARDS GAINED

Season (Modern Era): 716 (1969)

### HIGHEST YARDS-PER-RUSH AVERAGE

Season: 5.13 (1982) [565 for 2899 yards]

### HIGHEST YARDS-PER-GAME AVERAGE

Season: 285.0 (1980) [3135 in 11 games]

### MOST TOUCHDOWNS

Season: 31 (1974)

### ATTEMPTS

Rank	Rushes	Year
1.	651.....	1980
2.	648.....	1981
3.	644.....	1976
4.	619.....	2010
5.	608.....	1974

### YARDS

Rank	Yards	Year
1.	3135.....	1980
2.	2971.....	1976
3.	2907.....	1979
4.	2899.....	1982
5.	2793.....	2010

### YARDS PER GAME

Rank	Average	Year
1.	285.0.....	1980
2.	270.1.....	1976
3.	264.3.....	1979
4.	263.5.....	1982
5.	253.5.....	1945

### TOUCHDOWNS

Rank	Touchdowns	Year
1.	31.....	1974
2.	28.....	1980
	28.....	2010
4.	27.....	2000
5.	26.....	1976

## SCORING

### MOST POINTS SCORED

Season: 377 (2010)

### HIGHEST POINTS-PER-GAME AVERAGE

Season: 36.1 (1914) [289 in 8 games]

Season (Modern Era): 31.7 (1994) [349 in 11 games]

### FEWEST POINTS SCORED

Season: 0 (1896 & 1895)

Season (Modern Era): 38 (1949)

Season (Since 1950): 49 (1967)

### MOST TOUCHDOWNS SCORED

Season: 48 (2010)

### MOST TWO-POINT PATS MADE

Season: 8 (1958)

### MOST TWO-POINT PATS ATTEMPTED

Season: 13 (1958)

### MOST FIELD GOALS MADE

Season: 18 (1999)

### MOST FIELD GOALS ATTEMPTED

Season: 27 (1992)

### MOST PAT KICKS MADE

Season: 48 (2010)

### MOST PAT KICKS ATTEMPTED

Season: 48 (2010)

## TOTAL OFFENSE

### MOST PLAYS

Season: 907 (2010)

### FEWEST PLAYS

Season (Modern Era): 502 (1962)

### MOST NET YARDS GAINED

Season: 5217 (2010)

### FEWEST NET YARDS GAINED

Season (Modern Era): 1638 (1967)

### HIGHEST YARDS-PER-PLAY AVERAGE

Season: 6.0 (1982) [771 for 4642 yards]

### HIGHEST YARDS-PER-GAME AVERAGE

Season: 422.0 (1982) [4642 in 11 games]

### MOST TOUCHDOWNS (RUSH & PASS)

Season: 46 (2010)

## TOTAL PLAYS

Rank	Plays	Year
1.	907.....	2010
2.	880.....	2007
3.	863.....	2002
4.	821.....	2009
5.	817.....	1980
6.	809.....	1981
7.	807.....	1970
8.	795.....	1974
9.	787.....	1985
10.	783.....	1987

## TOTAL OFFENSIVE YARDS

Rank	Yards	Year
1.	5217.....	2010
2.	4642.....	1982
3.	4463.....	2009
4.	4250.....	2000
5.	4189.....	1980
6.	4150.....	1985
7.	4133.....	1994
8.	4120.....	1978
9.	4100.....	1991
10.	4065.....	1974

## PER GAME OFFENSE

Rank	Average	Year
1.	422.0.....	1982
2.	401.3.....	2010
3.	386.4.....	2000
4.	380.8.....	1980
5.	377.3.....	1985
6.	375.7.....	1994
7.	374.5.....	1978
8.	372.7.....	1991
9.	371.9.....	2009
10.	369.5.....	1974

## TOTAL FIRST DOWNS

Rank	First Downs	Year
1.	268.....	2010
2.	233.....	1982
3.	229.....	2009
4.	220.....	1974
5.	218.....	1980
6.	216.....	2002
	216.....	2007
8.	213.....	1991
9.	210.....	1994
10.	207.....	1985



# TEAM GAME RECORDS



## SINGLE-GAME DEFENSIVE RECORDS

### MOST SACKS

**Game:** 9, vs. Tulane (11-11-1989); vs. Mississippi (11-30-1996)

### MOST PLAYS AGAINST

**Game:** 97, vs. Auburn (11-5-1949)

### FEWEST PLAYS AGAINST

**Game:** 35, vs. Howard (9-21-1963)

### MOST NET YARDS ALLOWED

**Game:** 736, vs. Houston (10-4-1969)

### FEWEST NET YARDS ALLOWED

**Game:** 26, vs. Howard College (9-21-1963)

### LOWEST YARDS-PER-PLAY ALLOWED

**Game:** 1.35, vs. Howard (9-21-1963) [26 for 35 yards]

### MOST TDS ALLOWED

**Game:** 10, vs. Houston (10-4-1969)

## RUSHING

### MOST ATTEMPTS AGAINST

**Game:** 84, vs. Houston (10-4-1969)

### FEWEST ATTEMPTS AGAINST

**Game:** 16, vs. Houston (10-9-2010)

### MOST NET YARDS ALLOWED

**Game:** 549, vs. Houston (10-4-1969)

### FEWEST NET YARDS ALLOWED

**Game:** -78, vs. Florida (9-30-2000)

## PASSING

### MOST INTERCEPTIONS

**Game:** 6, vs. Arkansas (9-30-1939); vs. Troy State (10-12-2002)

### MOST ATTEMPTS AGAINST

**Game:** 62, vs. Kentucky (9-6-1997)

### FEWEST ATTEMPTS AGAINST

**Game:** 1, vs. Union (9-26-1942)

### MOST COMPLETIONS ALLOWED

**Game:** 40, vs. South Carolina (10-14-1995); vs. Kentucky (9-6-1997)

### FEWEST COMPLETIONS ALLOWED

**Game:** 0, Many times [Last: vs. Florida (9-27-1958)]

### MOST NET YARDS ALLOWED

**Game:** 494, vs. Florida (9-30-2000)

### FEWEST NET YARDS ALLOWED

**Game:** 0, Many times [Last: vs. Florida (9-27-1958)]

## SCORING

### MOST POINTS ALLOWED

**Game:** 74, vs. Houston (10-4-1969)

### FEWEST POINTS ALLOWED

**Game:** 0, Many times [Last: vs. South Carolina (9-25-1999)]

### MOST TOUCHDOWNS ALLOWED

**Game:** 10, vs. Houston (10-4-1969)

### FEWEST TOUCHDOWNS ALLOWED

**Game:** 0, Many times [Last: Vanderbilt (9-19-2009)]

## SINGLE-GAME OPPONENT SCORING

Pts.	Opponent (MSU Score)	Site	Date
74	Houston (0)	Houston	10-4-1969
65	South Carolina (39)	Starkville	10-14-1995
61	Vanderbilt (0)	Columbus	10-1-1904
61	Louisiana State (6)	Away	11-15-1969
59	Alabama (0)	B'ham	11-30-1922
59	Tulane (7)	Away	10-31-1931
59	Tennessee (21)	Away	11-15-2003
58	Alabama (14)	Away	11-4-1972
56	Auburn (0)	B'ham	11-7-1970
55	N.O. Athletic Club (0)	Away	11-21-1896
55	Alabama (13)	Away	12-1-1945
55	Louisiana State (0)	Away	11-18-1967
54	Texas (7)	Away	11-11-1921
54	Tulane (6)	Away	10-29-1949
53	Tulane (0)	Away	11-1-1930
53	Alabama (0)	Meridian	10-10-1931
53	Alabama (0)	M'gmry.	10-1-1932
53	Alabama (34)	Starkville	10-29-1988
52	Louisiana State (0)	Away	11-20-1896
52	Auburn (13)	Away	11-8-1969

## FIRST DOWNS

### MOST FIRST DOWNS ALLOWED

**Game:** 35, vs. LSU (11-15-1969)

### FEWEST FIRST DOWNS ALLOWED

**Game:** 1, Many times [Last: vs. Howard (9-21-1963)]

## FUMBLES

### MOST FUMBLES CAUSED

**Game:** 11, vs. Kentucky (10-18-1952); vs. Alabama (10-31-1981)

### MOST FUMBLES RECOVERED

**Game:** 7, vs. Memphis St. (10-16-1976); vs. Alabama (10-31-1981)

## TURNOVERS

### MOST TURNOVERS CAUSED

**Game:** 8, Many times [Last: vs. Florida (9-24-1977)]

## SINGLE-GAME OFFENSIVE RECORDS

### TEAM PASSING RECORDS

#### MOST ATTEMPTS

**Game:** 53, vs. LSU (11-14-1970); vs. Alabama (11-4-1978)

#### FEWEST ATTEMPTS

**Game:** 1, vs. San Francisco (12-5-1942); vs. Tennessee (9-30-1950)

#### MOST COMPLETIONS

**Game:** 32, vs. Alabama (11-1-1969)

#### FEWEST COMPLETIONS

**Game:** 0, Many times [Last: vs. Georgia (9-23-1967)]

#### HIGHEST COMPLETION PERCENTAGE

**Game (Min. 10 att.):** .909 vs. Fla. (1962) [10 of 11]  
**Game (Min. 15 att.):** .813 vs. Tulane (1982) [13 of 16]  
**Game (Min. 25 att.):** .800 vs. Memphis (2010) [20 of 25]  
**Game (Min. 30 att.):** .744 vs. FSU (1968) [29 of 39]

#### MOST NET YARDS GAINED

**Game:** 466, vs. Tulane (10-22-1994)

#### FEWEST NET YARDS GAINED

**Game:** 0, Many times [Last: vs. Georgia (9-23-1967)]

#### MOST TOUCHDOWNS THROWN

**Game:** 5, vs. Murray (1946); vs. FSU (1978); vs. UGA (1988)

#### MOST INTERCEPTIONS THROWN

**Game:** 8, vs. Alabama (10-10-1936)  
**Modern Game:** 6, vs. Cincinnati (10-15-1949); vs. Arkansas (11-22-2003); vs. LSU (8-30-2007)

## SINGLE-GAME PASSING HIGHS

Yds.	Opponent	Site	Year	Stats
466	Tulane	Starkville	1994	21-of-30, 4TD
456	Alabama	Birmingham	1978	31-of-53, 1TD
421	Arkansas	Little Rock	2007	29-of-51, 4TD
405	Florida	Gainesville	1993	24-of-44, 2TD
384	Kentucky	Starkville	2006	22-of-41, 3TD
379	Georgia	Starkville	1988	25-of-45, 5TD
378	FSU	Starkville	1978	19-of-34, 5TD
372	Memphis	Starkville	2010	20-of-25, 5TD
372	J'ville St.	Starkville	2002	17-of-29, 3TD
370	Memphis	Starkville	1993	23-of-43, 3TD
363	Ole Miss	Jackson	1978	25-of-46, 1TD
360	Houston	Houston	2003	24-of-44, 2TD
346	BYU	Starkville	2001	20-of-28, 3TD
340	Ole Miss	Oxford	2002	23-of-42, 1TD
336	Alcorn State	Starkville	2010	19-of-29, 2TD
335	Alabama	Starkville	1988	21-of-44, 4TD
320	Auburn	Auburn	1999	25-of-49, 2TD
312	USM	Jackson	1988	22-of-45, 3TD
311	USM	Jackson	1985	15-of-36, 3TD
311	Tennessee	Knoxville	1995	25-of-45, 2TD
310	Vanderbilt	Nashville	1999	15-of-26, 2TD

## TEAM PUNTING RECORDS

### MOST PUNTS

**Game:** 20, vs. Texas Christian (10-24-1936)

### FEWEST PUNTS

**Game:** 0, vs. Murray (1946); vs. Arkansas St. (1961); vs. Arkansas St. (1992); vs. ETSU (1998); vs. Georgia Tech (2009)

### HIGHEST YARDS-PER-PUNT AVERAGE

**Game (Min. 5 punts):**  
 51.4, vs. Kentucky (1996) [5 for 257 yards]  
**Game (Min. 10 punts):**  
 47.5, vs. South Carolina (1996) [10 for 475 yds]

## PUNT RETURNS

### MOST PUNT RETURNS

**Game:** 20, vs. Texas Christian (10-24-1936)

### MOST NET YARDS GAINED

**Game:** 225, vs. Tennessee-Chattanooga (9-29-1946)

### MOST TOUCHDOWNS

**Game:** 1, Many times [Last: Auburn (9-12-2009)]

## KICKOFF RETURNS

### MOST KICKOFF RETURNS

**Game:** 10, vs. Tulane (1949); vs. Houston (1969)

### MOST NET YARDS GAINED

**Game:** 227, vs. Houston (10-4-1969)

### MOST TOUCHDOWNS

**Game:** 1, Many times (Last: Alcorn State, 10-2-2010)





# TEAM GAME RECORDS

## TEAM RUSHING RECORDS

### MOST ATTEMPTS

**Game:** 78, vs. Louisville (9-18-1976)

### FEWEST ATTEMPTS

**Game:** 18, vs. Auburn (11-8-1969)

### MOST NET YARDS GAINED

**Game:** 532, vs. Union (10-25-1941)

**Modern Game:** 490, vs. Colorado St. (10-10-1981)

### FEWEST NET YARDS GAINED

**Game:** (-51), vs. Ole Miss (11-28-2008)

### HIGHEST YARDS-PER-RUSH AVERAGE

**Game:** 8.9, vs. Union (1941) [60-532 yards]

**Modern Game:** 8.0, vs. North Texas (1954) [39-311]

### MOST TOUCHDOWNS

**Game:** 12, vs. Cumberland (1914)

**Modern Game:** 8 vs. Arkansas St. (1950); vs. Louisville (1974)

## SINGLE-GAME RUSHING HIGHS

Yds.	Opponent	Site	Date	Carries
532	Union Univ.	Starkville	10-25-1941	60
490	Colorado St.	Ft. Collins	10-10-1981	74, 5TD
464	Arkansas St.	Starkville	10-24-1992	73, 6TD
449	Louisville	Starkville	9-18-1976	78, 3TD
443	Marshall	Starkville	10-20-1979	63, 6TD
427	Memphis St.	Starkville	10-11-1958	58, 4TD
426	Kentucky	Starkville	10-12-1991	62, 3TD
423	Vanderbilt	Starkville	9-19-1981	61, 3TD
418	Memphis St.	Memphis	10-16-1976	70, 5TD
415	Arkansas St.	Starkville	10-4-1952	58, 6TD

## SCORING RECORDS

### MOST POINTS SCORED

**Quarter:** 40, vs. Howard College (11-18-1910) [3rd]

**Modern Quarter:** 28, vs. Millsaps (10-7-1944) [1st]; vs. Murray State (11-2-1946) [1st]

**Quarter (Since 1950):** 31, vs. NE La. (11-2-1996) [2nd]

**Half:** 49, vs. Murray State (11-2-1946) [half]

**Half (Since 1950):** 41, vs. FSU (10-14-1978) [2nd]

**Game:** 82, vs. Howard College (11-18-1910)

**Modern Game:** 69, vs. Murray State (11-2-1946)

**Game (Since 1950):** 67, vs. Arkansas State (9-23-50)

### FEWEST POINTS SCORED

**Game:** 0, Many times [Last: vs. Ole Miss (11-28-08)]

### MOST TOUCHDOWNS SCORED

**Game:** 14, vs. Howard College (11-18-1910)

**Modern Game:** 10 vs. Sewanee (10-31-1936); vs. Murray State (11-2-1946); vs. Arkansas St. (9-23-50)

### MOST TWO-POINT PATS MADE

**Game:** 5, vs. Arkansas State (10-10-1959)

### MOST TWO-POINT PATS ATTEMPTED

**Game:** 6 vs. Arkansas State (10-10-1959)

### MOST FIELD GOALS MADE

**Game:** 5, vs. NC State (1995); vs. Arkansas (1998); vs. UAB (2010)

### MOST FIELD GOALS ATTEMPTED

**Game:** 5, vs. Ole Miss (1977); vs. Kentucky (1985); vs. Tulane (1987); vs. Florida (1992); vs. Auburn (1992); vs. Arkansas (1998); vs. UAB (2010)

### MOST PAT KICKS MADE

**Game:** 12, vs. Howard College (11-18-1910)

**Modern Game:** 9, vs. Murray State (11-2-1946)

## SINGLE-GAME SCORING HIGHS

Pts.	Opponent (Score)	Site	Date
82	Howard College (0)	Starkville	11-18-1910
80	Southwestern Bap. (0)	Starkville	10-19-1907
77	Cumberland (0)	Starkville	10-10-1914
75	Mercer (0)	Columbus	10-24-1907
69	Murray State (0)	Starkville	11-2-1946
68	Mississippi College (0)	Starkville	10-13-1917
68	Sewanee (0)	Jackson	10-31-1936
67	Arkansas State (0)	Starkville	9-23-1950
66	Howard College (0)	Starkville	10-4-1913
66	Mercer (0)	Starkville	11-7-1914
66	Tulane (22)	Starkville	10-22-1994
65	Mississippi (0)	Tupelo	11-6-1915
62	Marion [AL] Mil. Inst. (0)	Starkville	10-13-1906
62	B'ham-Southern(0)	Starkville	11-3-1911
61	Tulane (0)	Jackson	11-14-1914
61	Middle Tennessee (35)	Starkville	10-28-2000

## LARGEST MARGINS OF VICTORY

### HOME (AT SCOTT FIELD)

Margin	Score	Opponent	Date
+82	82-0	Howard College	11-18-1910
+80	80-0	Southwestern Baptist	10-19-1907
+77	77-0	Cumberland	10-10-1914
+69	69-0	Murray State	11-2-1946
+68	68-0	Mississippi College	10-13-1917
+67	67-0	Arkansas State	9-23-1950
+66	66-0	Howard College	10-4-1913
+66	66-0	Mercer	11-7-1914
+62	62-0	Marion [AL] Mil. Inst.	10-13-1906
+62	62-0	Birmingham-Southern	11-3-1911
+59	59-0	Tenn. Medical College	11-11-1904
+59	59-0	Northeast Louisiana	11-2-1996
+56	56-0	Millsaps College	10-7-1944

### ROAD (AWAY FROM SCOTT FIELD)

Margin	Score	Opponent	Date
+75	75-0	*Mercer	10-24-1907
+68	68-0	*Sewanee	10-31-1936
+65	65-0	*Mississippi	11-6-1915
+61	61-0	*Tulane	11-14-1914
+43	43-0	Meridian Ath. Club	10-24-1903
+40	47-7	Kentucky	10-29-1994
+38	52-14	*Michigan	1-1-2011
+38	38-0	Marion [AL] Mil. Inst.	10-20-1905
+38	38-0	South Carolina	9-26-1998
+36	36-0	Houston	9-18-1965
+33	33-0	Chattanooga	10-14-1916
+33	33-0	Vanderbilt	10-17-1942

\*neutral site contests

## LARGEST MARGINS OF DEFEAT

Score	Opponent	Site	Date	
-74	0-74	Houston	Houston	10-4-1969
-61	0-61	Vanderbilt	Columbus, Miss.	10-1-1904
-59	0-59	Alabama	Birmingham	11-30-1922
-56	0-56	Auburn	Birmingham	11-7-1970
-55	0-55	NOAC	New Orleans	11-21-1896
-55	0-55	LSU	Baton Rouge	11-18-1967
-55	6-61	LSU	Baton Rouge	11-15-1969
-53	0-53	Tulane	New Orleans	11-1-1930
-53	0-53	Alabama	Meridian, Miss.	10-10-1931
-53	0-53	Alabama	Montgomery	10-1-1932
-52	0-52	LSU	Baton Rouge	11-20-1896
-52	7-59	Tulane	New Orleans	10-31-1931
-52	0-52	Florida	Gainesville	9-29-2001
-51	0-51	LSU	Baton Rouge	9-25-2004
-50	0-50	LSU	Baton Rouge	11-7-1908

## TOTAL OFFENSE RECORDS

### MOST PLAYS

**Game:** 100, vs. Arkansas (11-20-2010)

### FEWEST PLAYS

**Game:** 38, vs. Georgia (10-17-1959)

### MOST NET YARDS GAINED

**Game:** 596, vs. Florida State (10-14-1978)

### FEWEST NET YARDS GAINED

**Game:** 37, vs. Ole Miss (11-28-2009)

### HIGHEST YARDS-PER-PLAY AVERAGE

**Game:** 9.7, vs. Tulane (10-22-1994) [57 for 554 yds]

## SINGLE-GAME TOTAL OFF. HIGHS

No.	Opp. (Site)	Date
596	Florida State (Starkville)	10-14-1978
593	Kentucky (Starkville)	10-12-1991
581	Louisville (Starkville)	10-26-1974
571	Arkansas St. (Starkville)	9-11-1982
569	Memphis (Starkville)	9-4-2010
566	Alcorn St. (Starkville)	10-2-2010
556	Tulane (New Orleans)	9-4-1982
554	Arkansas St. (Starkville)	9-23-1950
554	Tulane (Starkville)	10-22-1994
553	NE Louisiana (Starkville)	9-16-1972
549	Marshall (Starkville)	10-20-1979
548	NE Louisiana (Starkville)	11-2-1996
547	Jacksonville St. (Starkville)	9-14-2002
539	Arkansas St. (Starkville)	10-24-1992
538	Houston (Houston)	10-9-2010
538	Alabama (Starkville)	11-11-2000



# TEAM GAME RECORDS



## COMEBACKS AND LAST-MINUTE HEROICS (SINCE 1970)

### LARGEST FOURTH-QUARTER COMEBACKS

Pts.	Opponent	Date	**Time		Time Final		Final	
			Remaining	Score	Lead Taken	Score		
14	Ole Miss	11/23/2007	7:51	0-14	0:12	17-14		
14	Memphis State	10/5/1985	9:12	14-28	0:00	31-28		
14	Ole Miss	11/25/1999	12:49	6-20	0:04	23-20		
13	at Auburn	10/9/1999	2:28	3-16	0:19	18-16		
12	at Kentucky	10/31/1992	5:55	21-33	0:37	37-36		
9	at Tennessee	9/23/1986	7:32	14-23	4:40	27-23		
7	Arkansas State	9/7/1985	3:41	7-14	2:28	22-14		
7	Tulane	10/19/1985	11:56	20-27	0:02	31-27		
7	Tennessee	9/24/1994	9:32	14-21	0:36	24-21		
7	Memphis	8/30/1997	9:53	3-10	0:00	13-10		
7	Central Florida	10/25/1997	6:38	21-28	5:13	35-28		
7	Kentucky	11/3/2001	13:09	7-14	7:31	17-14		

### LARGEST DEFICIT OVERCOME TO WIN A GAME

Pts.	Opponent	Date	**Time		Time Final		Final	
			Remaining	Score	Lead Taken	Score		
16	at Auburn	10/9/1999	0:56 (3)	0-16	0:19	18-16		
14	Arkansas	11/22/08	7:12 (1)	0-14	5:59 (2)	31-28		
14	Ole Miss	11/23/2007	7:51 (4)	0-14	0:12	17-14		
\$ 14	Ole Miss	11/19/1977	5:22 (2)	0-14	12:05	18-14		
14	Memphis State	10/5/1985	9:12 (4)	14-28	0:00	31-28		
14	Tennessee	10/24/1994	12:17 (3)	7-21	0:36	24-21		
14	Ole Miss	11/25/1999	12:49 (3)	6-20	0:04	23-20		
14	Texas A&M	12/31/2000	9:22 (2)	0-14	OT	43-41		
12	at Kentucky	10/31/1992	5:55 (4)	21-33	0:37	37-36		
12	Kentucky	11/4/1999	13:21 (2)	7-19	0:05	23-22		
11	Kentucky	10/28/1995	0:39 (2)	14-25	4:51	42-32		
11	Kentucky	10/6/1997	9:59 (3)	10-21	1:10	35-27		
10	Memphis	9/30/1997	4:54 (2)	0-10	0:00	13-10		

## COMEBACKS AND LAST-MINUTE HEROICS (SINCE 1970)

### GAMES WON IN LAST POSSESSION

Date	Opponent	Score	# Winning Play	Time
10/1/1977	at Kansas State \$	24-21	D. Johnson 24 pass from B. Threadgill	1:16
10/24/1981	at Auburn	21-17	D. Knight 18 pass from J. Bond	1:00
11/13/1982	Louisiana State	27-24	D. Moore 45 FG	0:23
11/17/1984	Louisiana State	16-14	A. Cosby 27 FG	1:15
10/5/1985	Memphis	31-28	A. Cosby 54 FG	0:00
10/9/1989	at Southern Miss	26-23	J. Logan 34 FG	0:04
10/31/1992	at Kentucky	37-36	W. Harris 5 pass from G. Plump (K. Roberts run)	0:37
9/30/1997	Memphis	13-10	B. Hazelwood 53 FG	0:00
11/21/1998	Arkansas	22-21	B. Hazelwood 27 FG	0:07
11/4/1999	Kentucky	23-22	S. Westerfield 45 FG	0:05
11/25/1999	Ole Miss	23-20	S. Westerfield 44 FG	0:04
12/31/2000	Texas A&M	43-41	W. Madkin 6 run	First Overtime
10/23/2004	Florida	38-31	J. Norwood 37 run	0:32
9/23/2006	UAB	16-10	O. Conner 21 run	First Overtime
11/23/2007	Ole Miss	17-14	A. Carlson 48 FG	0:12

### OTHER GAMES WON IN THE LAST TWO MINUTES

Date	Opponent	Score	# Winning Play	Time
10/26/1991	at Auburn	24-17	Kenny Roberts 61 run	1:49
9/24/1994	Tennessee	24-21	Kendell Watkins 2 pass from Derrick Taite	0:36
10/15/1994	at South Carolina	41-36	Chris Jones 26 pass from Derrick Taite	1:04
10/9/1999	at Auburn	18-16	Matt Butler 11 pass from Matt Wyatt	0:19
10/23/1999	Louisiana State	17-16	Rod Gibson 1 run	1:39
12/29/2007	vs. UCF	10-3	Anthony Dixon 1 run	1:54

\*\* - time remaining when first points of comeback were registered  
 # - conversion included where it provided the margin of victory  
 \$ - game later forfeited by the NCAA







# INDIVIDUAL CAREER RECORDS

## ALL-PURPOSE RECORDS

### MOST PLAYS

Career: 966, Anthony Dixon (2006-09)

### MOST NET YARDS GAINED

Career: 4443, Anthony Dixon (2006-09)

### HIGHEST YARDS-PER-PLAY AVERAGE

Career (Min. 150 plays): 17.8, Glen Young (1979-82) [162 for 2883 yards]

Career (Min. 200 plays): 14.5, Mardye McDole (1977-80) [232 for 3353 yards]

## CAREER ALL-PURPOSE LEADERS

Player	Seasons	Rush	Rec.	KR	PR	Yds.
1. Anthony Dixon	2006-09	3994	449	0	0	4443
2. Walter Packer	1973-76	2820	171	1166	12	4169
3. Tony James	1989-92	218	561	1862	1332	3973
4. Jerious Norwood	2002-05	3212	186	309	43	3750
5. David Smith	1968-70	80	2168	1131	193	3572
6. Mardye McDole	1977-80	430	2214	427	282	3353
7. Dizenzo Miller	1998-01	2209	732	186	147	3274
8. Kenny Roberts	1989-92	2070	533	344	0	2947
9. Robert Isaac	1994-97	1198	255	1093	387	2933
10. Michael Haddix	1979-82	2558	353	0	0	2911

## DEFENSIVE RECORDS

### MOST INTERCEPTION RETURN YARDS

Career: 241, Derek Pegues (2005-08) [12 INT]

### HIGHEST YARDS-PER-INTERCEPTION

Career (Min. 6 INT): 36.5, Anthony Derricks (1995-98) [6 for 219 yards]

### MOST TDS ON INTERCEPTION RETURNS

Career: 3, Derek Pegues (2005-2008); **Corey Broomfield (2009-Present)**

## CAREER DEFENSIVE LEADERS

### INTERCEPTIONS

Player	Year	Yds.	Avg.	Int.
1. Walt Harris	1992-95	162	10.1	16
2. Derek Pegues	2005-08	241	20.1	12
Izell McGill	1994-97	165	13.8	12
3. Henry Davison	1974-77	123	11.2	11
Kenny Johnson	1976-79	146	13.3	11
5. Frank Dowsing	1970-72	52	5.2	10
Steve Freeman	1972-74	75	7.5	10
Kelvin Knight	1990-93	157	15.7	10
Fred Smoot	1999-00	44	4.4	10
<b>9. Corey Broomfield</b>	<b>1999-</b>	<b>158</b>	<b>17.6</b>	<b>9</b>
Bill Kiser	1965-67	76	8.4	9
Emile Petro	1970-72	63	7.0	9
Ken Phares	1970-72	133	14.8	9

### TOTAL TACKLES

Player	Seasons	TT
1. Ray Costict	1973-76	467
2. Harvey Hull	1973-76	454
3. James Williams	1986-89	448
4. Reggie Stewart	1987-90	442
5. Johnie Cooks	1977-81	392
6. Dwayne Curry	1993-96	391
7. Billy Jackson	1980-83	360
8. Mario Haggan	1999-02	359
9. Cedric Corse	1984-87	355
10. Daniel Boyd	1990-92	335

## SACKS

Player	Seasons	Sacks	Yds.
1. Billy Jackson	1980-83	49.0	NA
2. Tyrone Keys	1977-80	26.0	NA
3. Willie Evans	2002-05	24.5	145
3. Johnie Cooks	1977-81	24.0	NA
4. Mike McEnany	1979-82	22.0	NA
5. Greg Favors	1994-97	19.5	179
6. Titus Brown	2004-07	18.5	114
7. Robert Young	1987-90	16.0	119
8. Keith Joseph	1989-92	14.0	78
Larry Williams	1994-95	12.5	84
10. Edward Smith	1997-98	12.0	112

## PASSING RECORDS

### MOST ATTEMPTS

Career: 887, Wayne Madkin (1998-2001)

### MOST COMPLETIONS

Career: 462, Wayne Madkin (1998-2001)

### HIGHEST COMPLETION PERCENTAGE

Career (min 250 att.): 588, Tyson Lee (2008-09) [283 of 481]

### MOST NET YARDS GAINED

Career: 6336, Wayne Madkin (1998-2001)

### MOST TOUCHDOWNS THROWN

Career: 38, Derrick Taite (1993-96)

### CONSECUTIVE GAMES WITH A TD PASS

**One Season:** 6, Don Smith (1985); Derrick Taite (1995); Kevin Fant (2003)

**Two Seasons:** 7, Kevin Fant (2002-03)

### MOST INTERCEPTIONS THROWN

Career: 43, Kevin Fant (2000-03)

### CONSECUTIVE ATT. WITHOUT AN INT.

Career: 137, Wesley Carroll (2007)

### MOST 300-YARD GAMES

Career: 4, Kevin Fant (2000-03)

### MOST 200-YARD GAMES

Career: 11, Tommy Pharr (1967-69); Wayne Madkin (1998-01); Kevin Fant (2000-03)

### 200-YARD PASSING GAMES

11	-	Tommy Pharr (1967-69)
11	-	Wayne Madkin (1998-01)
11	-	Kevin Fant (2000-03)
9	-	Derrick Taite (1993-96)
8	-	Don Smith (1983-86)
7	-	Tony Shell (1988-90)
6	-	Dave Marler (1977-78)
6	-	Omarr Conner (2003-06)
4	-	John Bond (1980-83)
4	-	Todd Jordan (1989-93)
4	-	Michael Henig (2004-07)
4	-	Tyson Lee (2008-09)
<b>4</b>	-	<b>Chris Relf (2009-present)</b>
3	-	Joe Reed (1969-70)
2	-	Tyson Lee (2008-)
2	-	Wesley Carroll (2007-08)
2	-	Rockey Felker (1972-74)
2	-	Sleepy Robinson (1990-92)
2	-	Matt Wyatt (1996-99)
1	-	Tyler Russell (2010-present)
1	-	Mike Davis (1987-88)
1	-	Eric Underwood (1987-89)
1	-	Greg Plump (1991-93)



# INDIVIDUAL CAREER RECORDS



## CAREER PASSING LEADERS

### PASSING YARDAGE

Player	Seasons	Att.	Cmp.	Pct.	Yds.
1. Wayne Madkin	1998-01	887	462	.521	6336
2. Kevin Fant	2000-03	866	461	.532	5631
3. Derrick Taite	1993-96	734	362	.493	5232
4. Don Smith	1983-86	738	342	.463	5229
5. John Bond	1980-83	665	307	.462	4621
6. Tony Shell	1988-90	715	349	.488	4292
7. Tommy Pharr	1967-69	648	339	.523	3720
8. Omarr Conner	2003-06	507	269	.531	3080
9. Tyson Lee	2008-09	481	283	.588	2963
10. Rockey Felker	1972-74	424	207	.488	2961

### PASS ATTEMPTS

Player	Seasons	Cmp.	Yds.	Att.
1. Wayne Madkin	1998-01	462	6336	887
2. Kevin Fant	2000-03	461	5631	866
3. Don Smith	1983-86	342	5229	738
4. Derrick Taite	1993-96	362	5232	734
5. Tony Shell	1988-90	349	4292	715
6. John Bond	1980-83	307	4621	665
7. Tommy Pharr	1967-69	339	3720	648
8. Omarr Conner	2003-06	269	3080	507
9. Tyson Lee	2008-09	283	2963	481
10. Matt Wyatt	1996-99	222	2940	459

### PASS COMPLETIONS

Player	Seasons	Att.	Yds.	Cmp.
1. Wayne Madkin	1998-01	887	6336	462
2. Kevin Fant	2000-03	866	5631	461
3. Derrick Taite	1993-96	734	5232	362
4. Tony Shell	1988-90	715	4292	349
5. Don Smith	1983-86	738	5229	342
6. Tommy Pharr	1967-69	648	3720	339
7. John Bond	1980-83	665	4621	307
8. Tyson Lee	2008-09	481	283	283
9. Omarr Conner	2003-06	507	3080	269
10. Matt Wyatt	1996-99	459	2940	222

### COMPLETION PERCENTAGE (150 ATT.)

Player	Seasons	Cmp.	Att.	Pct.
1. Tyson Lee	2008-09	283	481	.588
2. Dave Marler	1977-78	163	287	.568
3. Chris Relf	2008-present	153	270	.567
4. Sleepy Robinson	1989-92	108	194	.557
5. Charlie Furlow	1960-62	161	290	.555
6. Kevin Fant	2000-03	461	866	.532
7. Omarr Conner	2003-06	269	507	.531
8. Tommy Pharr	1967-69	339	648	.523
9. Wayne Madkin	1998-01	462	887	.521
10. Jackie Parker	1952-53	86	166	.518

### INTERCEPTION PERCENTAGE

Player	Seasons	Int.	Att.	Pct.
1. Omarr Conner	2003-06	15	507	.0296
2. Derrick Taite	1993-96	25	734	.0341
3. Chris Relf	2008-present	9	270	.0333
4. Ashby Cook	1963-65	8	225	.0356
5. Wesley Carroll	2007-08	14	370	.0378
6. Wayne Madkin	1998-01	35	887	.0394
7. Tyson Lee	2008-09	19	481	.0395
8. Tony Shell	1988-90	29	715	.0406
9. Greg Plump	1991-93	7	157	.0446
10. Todd Jordan	1989-93	20	440	.0455

## YARDS PER ATTEMPT (MIN. 150 ATT.)

Player	Seasons	Att.	Yds.	Y/Att.
1. Jackie Parker	1952-53	166	1414	8.518
2. Dave Marler	1977-78	287	2422	8.439
3. Sleepy Robinson	1989-92	194	1511	7.789
4. Chris Relf	2008-present	270	2085	7.722
5. Wayne Madkin	1998-01	462	6336	7.143
6. Greg Plump	1991-93	157	1120	7.134
7. Derrick Taite	1993-96	734	5232	7.128
9. Don Smith	1983-86	738	5229	7.085
9. Rockey Felker	1972-74	424	2961	6.983
10. John Bond	1980-83	665	4621	6.949

## PASSING EFFICIENCY (MIN. 150 ATT.)

Player	Year	Yds.	TD	Int.	Eff.
1. Chris Relf	2008-present	2085	18	9	136.87
2. Jackie Parker	1952-53	1414	15	5	135.11
3. Sleepy Robinson	1989-92	1511	14	11	133.57
4. Dave Marler	1977-78	2422	11	17	128.48
5. Derrick Taite	1993-96	5232	38	25	119.47
6. Wayne Madkin	1998-01	6336	34	35	116.85
7. Ashby Cook	1963-65	1476	10	8	113.33
8. Rockey Felker	1972-74	2961	23	27	112.65
9. Kevin Fant	2000-03	5631	33	43	110.50
10. Don Smith	1983-86	5229	31	35	110.24

## TOUCHDOWN PASSES

Player	Seasons	Yds.	Int.	No.
1. Derrick Taite	1993-96	5232	25	38
2. Wayne Madkin	1998-01	6336	35	34
3. Kevin Fant	2000-03	5631	43	33
4. Don Smith	1983-86	5229	35	31
5. Tony Shell	1988-90	4292	29	25
6. Tommy Pharr	1967-69	3720	36	24
7. Rockey Felker	1972-74	2961	27	23
8. Chris Relf	2008-present	2085	9	18
8. John Bond	1980-83	4621	37	18
9. Omarr Conner	2003-06	3080	15	17
10. Matt Wyatt	1996-99	2940	24	16

## PUNTING RECORDS

### MOST PUNTS

Career: 293, Blake McAdams (2005-08)

### HIGHEST YARDS-PER-PUNT AVERAGE

Career: 43.4, Jeff Walker (1996-99) [141 for 6126 yards]

## CAREER PUNTING LEADERS

### PUNTS

Player	Seasons	Yds.	Avg.	No.
1. Blake McAdams	2005-2008	11562	39.46	293
2. Dana Moore	1979-82	8860	40.83	217
3. Dick McGraw	1965-67	8363	39.08	214
4. Mike Riley	1987-91	8572	40.24	213
5. Jared Cook	2001-04	8313	41.98	198
6. Mike Patrick	1972-74	6999	40.93	171
7. Andy Russ	1993-96	6672	41.96	159
8. Bobby Collins	1951-54	5817	37.29	156
9. Jeff Walker	1996-99	6126	43.44	141
10. Gerald Vaught	1975-76	4623	37.89	122
Tommy Parks	1986-88	4824	39.54	122

### PUNTING YARDS

Player	Seasons	Avg.	No.	Yds.
1. Blake McAdams	2005-08	39.46	293	11562
2. Dana Moore	1979-82	40.83	217	8860
3. Mike Riley	1987-91	40.24	213	8572
4. Dick McGraw	1965-67	39.08	214	8363
5. Jared Cook	2001-04	41.98	198	8313
6. Mike Patrick	1972-74	40.93	171	6999
7. Andy Russ	1993-96	41.96	159	6672
8. Jeff Walker	1996-99	43.44	141	6126
9. Bobby Collins	1951-54	37.29	156	5817
10. Tommy Parks	1986-88	39.54	122	4824

## PUNTING AVERAGE (MIN. 75 ATT.)

Player	Seasons	No.	Yds.	Avg.
1. Jeff Walker	1996-99	141	6126	43.44
2. Todd Jordan	1989-93	112	4793	42.80
3. Jared Cook	2001-04	198	8313	41.98
4. Andy Russ	1993-96	159	6672	41.96
5. Mike Patrick	1972-74	171	6999	40.93
6. Dana Moore	1979-82	217	8860	40.83
7. Heath Hutchins	2009-10	109	4436	40.70
8. Mike Riley	1987-91	213	8572	40.24
9. Jim Nabers	1977-78	92	3680	40.00
10. Tommy Parks	1986-88	122	4824	39.54

## RECEIVING RECORDS

### MOST RECEPTIONS

Career: 162, David Smith (1968-70)

### CONSECUTIVE GAMES WITH RECEPTION

Career: 28, David Smith & Sammy Milner (1968-70)

### MOST NET YARDS GAINED

Career: 2214, Mardye McDole (1977-80)

### HIGHEST YARDS-PER-CATCH AVERAGE

Career (Min. 50 rec.): 21.9, Danny Knight (1980-83)  
[81 for 1773 yards]

Career (Min. 100): 19.1, Mardye McDole (1977-80)  
[116 for 2214 yards]

### HIGHEST YARDS-PER-GAME AVERAGE

Career: 74.8, David Smith (1968-70) [2168 in 29 gm]

### MOST TOUCHDOWN RECEPTIONS

Career: 17, Eric Moulds (1993-95);  
Justin Jenkins (2000-03)

### CONSECUTIVE GAMES WITH TD CATCH

Season: 5, Justin Jenkins (2003)

### MOST 100-YARD GAMES

Career: 8, David Smith (1968-70)

### 100-YARD RECEIVING GAMES

8 - David Smith (1968-70)
7 - Mardye McDole (1977-80)
6 - Bill Buckley (1971-73)
6 - Justin Jenkins (2000-03)
5 - Tony Burks (2006-)
5 - Danny Knight (1980-83)
4 - Fred Hadley (1984-88)
4 - Willie Harris (1989-92)
4 - Eric Moulds (1993-95)
4 - Terrell Grindle (1999-02)
3 - Chad Bumphis (2009-present)
3 - Kevin Prentiss (1997-98)
2 - Sammy Milner (1968-70)
2 - Kelvin Love (1998-99)
2 - Ray Ray Bivines (2001-2004)

## CAREER RECEIVING LEADERS

### PASS RECEPTIONS

Player	Seasons	Yds.	Avg.	Rec.
1. David Smith	1968-70	2168	13.4	162
2. Sammy Milner	1968-70	1806	12.4	146
3. Justin Jenkins	2000-03	1974	14.2	139
4. Terrell Grindle	1999-02	1724	14.5	119
5. Eric Moulds	1993-95	2022	17.1	118
6. Mardye McDole	1977-80	2214	19.1	116
7. Bill Buckley	1971-73	1632	16.0	102
8. Fred Hadley	1984, '86-88	1520	17.7	86
9. Justin Griffith	1998-02	937	11.0	85
10. Danny Knight	1980-83	1773	21.9	81





# INDIVIDUAL CAREER RECORDS

## RECEIVING YARDAGE

Player	Seasons	Rec.	Yds.
1. Mardye McDole	1977-80	116	2214
2. David Smith	1968-70	162	2168
3. Eric Moulds	1993-95	118	2022
4. Justin Jenkins	2000-03	139	1974
5. Sammy Milner	1968-70	146	1806
6. Danny Knight	1980-83	81	1773
7. Terrell Grindle	1999-02	119	1724
8. Bill Buckley	1971-73	102	1632
9. Fred Hadley	1984, '86-88	86	1520
10. Willie Harris	1989-92	74	1391

## TOUCHDOWN RECEPTIONS

Player	Seasons	Rec.	TD
1. Eric Moulds	1993-95	118	17
Justin Jenkins	2000-03	139	17
3. Bill Buckley	1971-73	102	14
4. Mardye McDole	1977-80	116	13
Jerry Bouldin	1987-90	78	13
6. David Smith	1968-70	162	12
7. Sammy Milner	1968-70	146	11
8. Harper Davis	1945-48	46	10
Danny Knight	1980-83	81	10
10. Chad Bumphis	2009-present	75	9
Fred Hadley	1984, '86-88	86	9

## YARDS PER RECEPTION (MIN. 40 REC.)

Player	Seasons	Rec.	Yds.	YPR
1. Danny Knight	1980-83	81	1773	21.89
2. Kelvin Love	1998-99	52	1100	21.15
3. Chris Jones	1992-95	62	1199	19.34
4. Louis Clark	1983-86	62	1192	19.23
5. Mardye McDole	1977-80	116	2214	19.09
6. Willie Harris	1989-92	74	1391	18.80
7. Kevin Prentiss	1997-98	58	1066	18.38
8. Fred Hadley	1984, '86-88	86	1520	17.67
9. Eric Moulds	1993-95	118	2022	17.14
10. Glen Young	1979-82	48	771	16.06

## PUNT RETURN RECORDS

### MOST PUNT RETURNS

Career: 121, Tony James (1989-92)

### MOST PR NET YARDS GAINED

Career: 1332, Tony James (1989-92)

### HIGHEST PR YARDS-PER-GAME

Career: 32.4, Bobby Herrington (1930-33) [777 in 24]

Modern Era: 30.3, Tony James (1989-92) [1332 in 44]

### MOST PUNT RETURN TOUCHDOWNS

Career: 4, Tom McWilliams (1944, '46-48)

## KICKOFF RETURN RECORDS

### MOST KICKOFF RETURNS

Career: 112, Derek Pegues (2005-08)

### MOST KR NET YARDS GAINED

Career: 2498, Derek Pegues (2005-08)

### HIGHEST KR YARDS-PER-GAME

Career: 84.6, Leon Berry (2009) [1015 in 12 games]

### MOST KICKOFF RETURN TOUCHDOWNS

Career: 2, Leon Berry (10-3-2009 vs. Georgia Tech, 10-2-2010 vs. Alcorn State) Kevin Prentiss (9-6-1997 vs. Kentucky, 9-26-1998 vs. South Carolina)

## TOTAL RETURN RECORDS

### MOST RETURNS

Career: 199, Tony James (1989-92) [121 PR & 78 KR]

### MOST NET YARDS GAINED

Career: 3290, Derek Pegues (2005-08)  
[792 PR & 2498 KR]

### HIGHEST YARDS-PER-RETURN AVERAGE

Career: 26.7, Leon Berry (2009-10)  
[61 for 1459 yards]

### MOST TOUCHDOWNS

Career: 5, Tom McWilliams (1944, '46-48)  
[4 PR & 1 KR]

## CAREER RETURN LEADERS

### PUNT RETURNS

Player	Seasons	Avg	Yds.	Ret.
1. Tony James	1989-92	11.0	1332	121
2. Bobby Herrington	1930-31,33	8.8	777	88
3. Derek Pegues	2005-08	10.0	792	79
4. Bernard Euell	1992-95	7.3	411	56
5. Tom McWilliams	1944, 46-48	14.5	795	55

### PUNT RETURN YARDAGE

Player	Seasons	Ret.	Avg.	Yds.
1. Tony James	1989-92	121	11.0	1332
2. Tom McWilliams	1944, 46-48	55	14.5	795
3. Derek Pegues	2005-08	79	10.0	792
4. Bobby Herrington	1930-31,33	88	8.8	777
5. Marcus Rhoden	1964-66	42	13.9	585

### PUNT RETURN AVERAGE (MIN. 25 RET.)

Player	Seasons	Ret.	Yds.	Avg.
1. Frank Dowsing	1970-72	26	395	15.2
2. Tom McWilliams	1944, 46-48	55	795	14.5
3. Marcus Rhoden	1964-66	42	585	13.9
4. Kevin Prentiss	1997-98	31	383	12.4
5. Billy Stacy	1956-58	52	580	11.2

### KICKOFF RETURNS

Player	Seasons	Avg.	Yds.	Ret.
1. Derek Pegues	2005-08	22.3	2498	112
2. Tony James	1989-92	23.9	1862	78
3. John Moore	1985-89	17.6	1197	68
4. Glen Young	1979-82	23.3	1538	66
5. Walter Packer	1973-76	19.4	1166	60

### KICKOFF RETURN YARDAGE

Player	Seasons	Ret.	Avg.	Yds.
1. Derek Pegues	2005-08	112	22.3	2498
2. Tony James	1989-92	78	23.9	1862
3. Glen Young	1979-82	66	23.3	1538
4. Pig Prather	1998-01	59	23.6	1390
5. Fred Reid	2001-04	61	21.4	1303

### KICKOFF RETURN AVG. (MIN. 30 RET.)

Player	Seasons	Ret.	Yds.	Avg.
1. Leon Berry	2009-10	52	1015	26.7
2. Dan Bland	1963-65	42	1118	26.6
3. Michael Robinson	1986-89	35	850	24.3
4. Tony James	1989-92	78	1862	23.9
5. Billy Stacy	1956-58	35	832	23.8

## RUSHING RECORDS

### MOST ATTEMPTS

Career: 910, Anthony Dixon (2006-09)

### MOST NET YARDS GAINED

Career: 3994, Anthony Dixon (2006-09)

### MOST NET YARDS GAINED (QB)

Career: 2280, John Bond (1980-83)

### HIGHEST YARDS-PER-RUSH AVERAGE

Career (Min. 200 att.): 6.2, Harvey Johnson (1938-40) [234 for 1442 yards]

Career (Min. 400 att.): 6.0, Michael Haddix (1979-82) [425 for 2558 yards]

### HIGHEST YARDS-PER-GAME AVERAGE

Career (Min. 20 games): 106.6, James Johnson (1997-98) [1383 in 23 games]

Career (Min. 40 games): 83.2, Anthony Dixon (2006-09) [3994 in 48 games]

### MOST TOUCHDOWNS

Career: 42, Anthony Dixon (2006-09)

### MOST 100-YARD GAMES (QB)

Career: 17, Anthony Dixon (2006-09)

### MOST CONSECUTIVE 100-YARD GAMES

6, Diczno Miller (2000)

## CAREER RUSHING LEADERS

### RUSHING ATTEMPTS

Player	Seasons	Yds.	Avg.	Att.
1. Anthony Dixon	2006-09	3994	4.4	910
2. Michael Davis	1991-94	2721	4.7	578
3. Jerious Norwood	2002-05	3222	5.6	573
4. John Bond	1980-83	2280	4.0	572
5. Don Smith	1983-86	1868	3.9	485
6. Walter Packer	1973-76	2820	5.8	483
7. James Johnson	1997-98	2452	5.4	453
8. Bruce Threadgill	1974-77	1211	2.7	451
9. Dennis Johnson	1974-77	2284	5.3	428
10. Michael Haddix	1979-82	2258	6.0	425

### RUSHING TOUCHDOWNS

Player	Seasons	Att.	Yds.	TD
1. Anthony Dixon	2006-09	910	3994	42
2. Michael Davis	1991-94	578	2721	27
3. Jackie Parker	1952-53	201	663	24
John Bond	1980-83	572	2280	24
James Johnson	1997-98	453	2452	24
6. Dontae Walker	1999-02	417	1875	22
7. Don Smith	1983-86	485	1868	21
8. Walter Packer	1973-76	483	2820	20
Michael Haddix	1979-82	425	2558	20
10. Tom McWilliams	1944-48	412	1808	19
Vick Ballard	2010-	186	968	19



# INDIVIDUAL CAREER RECORDS



## RUSHING YARDAGE

Player	Seasons	Att.	Avg.	Yds.
1. Anthony Dixon	2006-09	910	4.4	3994
2. Jerious Norwood	2002-05	573	5.6	3212
3. Walter Packer	1973-76	483	5.8	2820
4. Michael Davis	1991-94	578	4.7	2721
5. Michael Haddix	1979-82	425	6.0	2558
6. James Johnson	1997-98	453	5.4	2452
7. Dennis Johnson	1974-77	428	5.3	2284
8. John Bond	1980-83	572	4.0	2280
9. Dicenso Miller	1998-01	403	5.5	2209
10. Kenny Roberts	1989-92	376	5.5	2070
11. Dontae Walker	1999-02	417	4.5	1875
12. Don Smith	1983-86	485	3.9	1868
13. Wayne Jones	1971-73	396	4.3	1865
14. Tom McWilliams	1944-48	412	4.4	1808
15. Hank Phillips	1985-88	382	4.6	1743
16. Keffer McGee	1994-96	323	5.1	1647
17. Lewis Grubbs	1970-72	405	3.9	1580
18. Blondy Black	1940-42	260	6.1	1577
19. Hoyle Granger	1963-65	350	4.4	1534
20. Donald Ray King	1978-81	347	4.2	1452

## 100-YARD RUSHING GAMES

17	-	Anthony Dixon (2006-09)
13	-	Jerious Norwood (2002-2005)
12	-	Walter Packer (1973-76)
12	-	James Johnson (1997-98)
10	-	Michael Haddix (1979-82)
10	-	Michael Davis (1991-94)
10	-	Dicenso Miller (1998-01)
9	-	Don Smith (1983-86)
8	-	Dennis Johnson (1974-77)
8	-	Keffer McGee (1994-96)
8	-	Dontae Walker (1999-02)
7	-	Wayne Jones (1971-73)
6	-	Hank Phillips (1985-88)
6	-	Kevin Bouie (1992-94)
5	-	John Bond (1980-83)
5	-	Kenny Roberts (1989-92)
4	-	Joe Fortunato (1950-52)
4	-	<b>Vick Ballard (2010-)</b>
4	-	Bruce Threadgill (1975-77)
3	-	<b>Chris Relf (2008-)</b>
3	-	Tom McWilliams (1944-48)
3	-	Wally Beech (1949-51)
3	-	James Jones (1976-79)
2	-	Hoyle Granger (1963-65)
2	-	Andy Rhoades (1966-68)
2	-	Rockey Felker (1972-74)
2	-	Stanley Howell (1976-79)
2	-	Dwayne Brown (1977-80)
2	-	Rodney Peters (1984-87)
2	-	William Prince (1989-91)

## INDIVIDUAL SCORING RECORDS

### MOST POINTS SCORED

Career: 276, Anthony Dixon (2006-09) [46 TD]

### MOST POINTS SCORED BY A KICKER

Career: 218, Brian Hazelwood (1995-98) [48 FG & 67 XP]

### MOST TOUCHDOWNS SCORED

Career: 46, Anthony Dixon (2006-09)

### MOST POINTS RESPONSIBLE FOR

(RUSHING, PASSING & KICKING)

Career: 318, Don Smith (1983-86) [52 TD & 3 2-pt PAT]

### MOST FIELD GOALS ATTEMPTED

Career: 81, Artie Cosby (1983-86)

## MOST PAT KICKS MADE

Career: 89, Adam Carlson (2005-08)  
89, Brian Hazelwood (1995-98)

## MOST PAT KICKS ATTEMPTED

Career: 94, Brian Hazelwood (1995-98)

## MOST CONSECUTIVE PAT KICKS MADE

Career: 51, Derek DePasquale (2009-present)

## CAREER SCORING LEADERS

### SCORING

Player	Seasons	TD	FG	PAT	TP
1. Anthony Dixon	2006-09	46	0	0	276
2. Brian Hazelwood	1995-98	0	43	89	218
3. Artie Cosby	1983-86	0	48	67	211
4. Joel Logan	1987-90	0	41	76	199
5. Jackie Parker	1952-53	24	0	41	185
6. Michael Davis	1991-94	27	0	*2	166
7. Adam Carlson	2005-08	0	25	89	164
8. Scott Westerfield	1999-00	0	30	55	145
9. Tom McWilliams	1944-48	24	0	0	144
John Bond	1980-83	24	0	0	144
James Johnson	1997-98	24	0	0	144

\* - 2-point conversions

## FIELD GOALS MADE

Player	Seasons	FGA	FGM
1. Artie Cosby	1983-86	81	48
2. Brian Hazelwood	1995-98	73	43
3. Joel Logan	1987-90	61	41
4. Dana Moore	1979-82	51	34
5. Scott Westerfield	1999-00	42	30
6. Adam Carlson	2005-08	42	25
7. Chris Gardner	1989-92	41	24
8. Brent Smith	2002-03	30	24
9. Kinney Jordan	1975-76	40	23
10. Derek DePasquale	2009-present	24	20

## FIELD GOALS ATTEMPTED

Player	Seasons	FGM	FGA
1. Artie Cosby	1983-86	48	81
2. Brian Hazelwood	1995-98	43	73
3. Joel Logan	1987-90	41	61
4. Dana Moore	1979-82	34	51
5. Adam Carlson	2005-08	25	42
6. Scott Westerfield	1999-00	30	42
7. Chris Gardner	1989-92	24	41
8. Kinney Jordan	1975-76	23	40
9. Dave Marler	1977-78	16	35
10. Tim Rogers	1994-95	17	31

## FIELD GOAL PCT. (MIN. 25 ATT.)

Player	Seasons	FGM	FGA	Pct.
1. Brent Smith	2002-03	24	30	.800
2. Scott Westerfield	1999-00	30	42	.714
3. Joel Logan	1987-90	41	61	.672
4. Dana Moore	1979-82	34	51	.667
5. Adam Carlson	2005-08	25	42	.595
6. Artie Cosby	1983-86	48	81	.593
7. Brian Hazelwood	1995-98	43	73	.589
8. Chris Gardner	1989-92	24	41	.585
9. Kinney Jordan	1975-76	23	40	.575
10. Tim Rogers	1994-95	17	31	.548

## EXTRA POINTS MADE

Player	Seasons	Pct.	Att.	Made
1. Adam Carlson	2005-08	.978	91	89
Brian Hazelwood	1995-99	.947	94	89
3. Joel Logan	1987-90	.905	84	76
4. Bob Morgan	1980-82	.949	78	74
5. Artie Cosby	1983-86	.971	69	67
6. Vic Nickels	1973-74	.952	62	59
7. Scott Westerfield	1999-00	.932	59	55
8. Derek DePasquale	2009-pres.	1.000	51	51
9. Max Stainbrook	1947-50	.781	64	50
10. Chris Gardner	1989-92	.902	51	46
Tim Rogers	1994-95	.958	48	46

## EXTRA POINTS ATTEMPTED

Player	Seasons	Made	Pct.	Att.
1. Brian Hazelwood	1995-98	89	.947	94
2. Adam Carlson	2005-08	89	.978	91
3. Joel Logan	1987-90	76	.905	84
4. Bob Morgan	1980-82	74	.949	78
5. Artie Cosby	1983-86	67	.971	69
6. Max Stainbrook	1947-50	50	.781	64
7. Vic Nickels	1973-74	59	.952	62
8. Scott Westerfield	1999-00	55	.932	59
9. Derek DePasquale	2009-pres.	1.000	51	51
Chris Gardner	1989-92	46	.902	51

## INDIVIDUAL TOTAL OFF. RECORDS

### MOST PLAYS

Career: 1237, John Bond (1980-83)

### MOST NET YARDS GAINED

Career: 7097, Don Smith (1983-86)

### HIGHEST YARDS-PER-GAME AVERAGE

Career: 165.0, Don Smith (1983-86) [7097 in 43 games]

### TOUCHDOWNS RESPONSIBLE FOR

(RUSHING & PASSING)

Career: 52, Don Smith (1983-86)

## CAREER TOTAL OFFENSE LEADERS

### TOTAL OFFENSE

Player	Seasons	Plays	Rush	Pass	Total
1. Don Smith	1983-86	1223	1868	5229	7097
2. John Bond	1980-83	1237	2280	4621	6901
3. Wayne Madkin	1998-01	1121	146	6336	6482
4. Kevin Fant	2000-03	635	(-207)	5631	5424
5. Derrick Taite	1993-96	924	173	5232	5405
6. Tommy Pharr	1967-69	976	569	3720	4289
7. Tony Shell	1988-90	799	(-139)	4292	4153
8. Anthony Dixon	2006-09	910	3994	0	3994
8. B. Threadgill	1974-77	897	1211	2746	3957
9. Rockey Felker	1972-74	682	815	2961	3776

### TD'S RESPONSIBLE FOR (RUN & PASS)

Player	Seasons	Rush	Pass	TD
1. Don Smith	1983-86	21	31	52
2. Anthony Dixon	2006-09	46	0	46
3. John Bond	1980-83	24	18	42
4. Wayne Madkin	1998-01	7	34	41
5. Derrick Taite	1993-96	2	38	40
6. Jackie Parker	1952-53	24	15	39
7. Kevin Fant	2000-03	3	33	36
8. Rockey Felker	1972-74	12	23	35
9. Tom McWilliams	1944,'46-48	19	10	29
Tommy Pharr	1967-69	5	24	29





# INDIVIDUAL SEASON RECORDS

## SINGLE-SEASON ALL-PURPOSE RECORDS

### MOST PLAYS

Season: 276, Anthony Dixon (2007)

### MOST NET YARDS GAINED

Season: 1664, Nick Turner (2003)

### HIGHEST YARDS-PER-PLAY AVERAGE

Season: 23.0, Eric Moulds (1994) [55 for 1263 yards]

## SINGLE-SEASON ALL-PURPOSE LEADERS

Player	Seasons	Rush	Rec.	KR	PR	Yds.
1. Nick Turner	2003	696	93	565	310	1664
2. Kevin Prentiss	1998	68	681	458	339	1546
3. Anthony Dixon	2009	1391	123	0	0	1514
4. Dizenzo Miller	2000	1005	344	62	102	1513
5. James Johnson	1998	1383	98	0	0	1481
6. Keffer McGee	1995	1072	295	0	0	1367
7. Robert Isaac	1996	527	172	469	189	1357
8. Walter Packer	1975	1012	67	242	0	1321
9. Jerious Norwood	2005	1126	96	0	43	1265
10. Robert Isaac	1997	562	56	455	198	1271

## DEFENSIVE RECORDS

### MOST INTERCEPTIONS

Season: 6, Bobby Bethune (1960); Bill Crick (1969); Walt Harris (1993 & 1994); Izell McGill (1997); **Corey Broomfield (2009)**

### MOST INTERCEPTION RETURN YARDS

Season: 145, Johnthan Banks (2009) [4 INT]

### HIGHEST YARDS-PER-INTERCEPTION

Season (Min. 4 INT): **36.2, Johnthan Banks (2009) [4 for 145 yards]**

### MOST TDs ON INTERCEPTION RETURNS

Season: 2, Harper Davis (1948); Walt Harris (1994); Conner Stephens (2000); Derek Pegues (2006); Anthony Johnson (2007); Corey Broomfield (2009); Johnthan Banks (2009)

### MOST TOTAL TACKLES

Season: 186, Calvin Zanders (1983)

## SEASON DEFENSIVE LEADERS

### INTERCEPTIONS

Player	Year	Yds.	Avg.	Int.
1. Bobby Bethune	1960	30	5.0	6
Bill Crick	1969	84	14.0	6
Walt Harris	1993	59	9.8	6
Walt Harris	1994	41	6.8	6
Izell McGill	1997	94	15.7	6
<b>Corey Broomfield</b>	<b>2009</b>	<b>118</b>	<b>19.7</b>	<b>6</b>
6. Billy Murphy	1946	20	4.0	5
Harper Davis	1948	134	26.8	5
Max Stainbrook	1949	91	18.2	5
Sonny Fisher	1963	109	21.8	5
James Carroll	1964	70	14.0	5
Bill Kiser	1966	46	9.2	5
Jim Courtney	1967	47	9.4	5
Ken Phares	1970	63	12.2	5
Steve Freeman	1973	14	2.8	5
Henry Davidson	1976	98	19.8	5
Larry Friday	1980	53	10.6	5
Robert Bean	1998	136	27.2	5
Fred Smoot	1999	13	2.6	5
Fred Smoot	2000	31	6.2	5
Derek Pegues	2007	125	24.0	5

## TOTAL TACKLES

Player	Season	TT
1. Calvin Zanders	1983	186
2. Billy Jackson	1983	180
3. Reggie Stewart	1990	179
4. John Miller	1982	164
5. James Williams	1988	163
6. James Williams	1989	157
7. Ray Costict	1974	156
Ray Costict	1976	156
9. Ray Costict	1975	155
10. Aaron Pearson	1984	148

## SACKS

Player	Season	Sacks	Yds.
1. Billy Jackson	1980	17.0	NA
2. Billy Jackson	1981	15.0	NA
Willie Evans	2005	15.0	96
4. Greg Favors	1996	12.5	112
5. Mike McEnany	1981	12.0	NA
Edward Smith	1998	12.0	112
7. Tyrone Keys	1980	10.0	NA
Robert Young	1989	10.0	72
9. Tyrone Keys	1979	9.0	NA
Billy Jackson	1982	9.0	NA

## YEARLY DEFENSIVE LEADERS

### INTERCEPTIONS

Year	Player	Int.	Yds.	Avg.
1946	Billy Murphy	5	20	4.0
1947	Harper Davis	2	13	6.5
1948	Harper Davis	5	134	26.8
1949	Max Stainbrook	5	91	8.2
1950	Joe Fortunato	3	33	11.0
1951	Dick Rosenberg	4	71	17.8
1952	Ollie Fairchild	3	32	10.7
1953	Jackie Parker	4	22	5.5
1954	Art Davis	4	93	23.3
1955	Jimmy Dodd	2	19	9.5
1956	Jimmy Dodd	2	75	37.5
1957	Tom Miller	4	93	23.3
1958	Billy Stacy	4	14	3.5
1959	Bobby Bethune	2	0	0.0
1960	Bobby Bethune	6	30	5.0
1961	Lee Welch	1	35	35.0
1962	Jonny Windham	2	15	7.5
1963	Sonny Fisher	5	109	21.8
1964	James Carroll	5	70	14.0
1965	Bill Kiser	2	30	15.0
Jim Courtney	2	14	7.0	
Tommy Corbett	2	1	0.5	
1966	Bill Kiser	5	46	9.2
1967	Jim Courtney	5	47	9.4
1968	Al Morrell	2	34	17.0
Buddy Hardwich	2	6	3.0	
1969	Bill Crick	6	84	14.0
1970	Ken Phares	5	63	12.6
1971	Frank Dowsing	3	29	9.7
Emile Petro	3	9	3.0	
1972	John David Calhoun	4	25	6.3
1973	Steve Freeman	5	14	2.8
1974	Steve Freeman	4	56	14.0
1975	Henry Davison	3	17	5.7
Bobby Wallace	3	9	3.0	
Stan Black	3	8	2.7	
1976	Henry Davison	5	98	19.6
1977	Kenny Johnson	4	54	13.5
1978	Kenny Johnson	3	28	9.3
1979	Rob Fesmire	4	18	4.5
1980	Larry Friday	5	53	10.6
1981	Kenneth Johnson	4	25	6.3
1982	Gary Lambert	2	35	17.5
Kenneth Johnson	2	20	10.0	
Calvin Zanders	2	14	7.0	



# INDIVIDUAL SEASON RECORDS



## INTERCEPTIONS

Year	Player	Int.	Yds.	Avg.
1983	Billy Jackson	2	45	22.5
	Kenneth Johnson	2	0	0.0
	Clay Preacher	2	0	0.0
	Calvin Zanders	2	-4	-2.0
1984	Bruce Plummer	2	15	7.5
	Kirby Jackson	2	8	4.0
	Tom Nichols	2	5	2.5
1985	Brian Hutson	2	24	12.0
	Kirby Jackson	2	15	7.5
1986	Bruce Plummer	3	34	11.3
1987	Michael Taylor	2	9	4.5
1988	Bo Russell	4	36	9.0
1989	Marc Woodard	3	9	3.0
1990	Albert Williams	2	51	25.5
	Lance Aldridge	2	22	11.0
1991	Kelvin Knight	4	58	14.5
	Tony Harris	4	42	10.5
1992	Kelvin Knight	4	90	22.5
	Charlie Davidson	4	66	16.5
1993	Walt Harris	6	59	9.8
1994	Walt Harris	6	41	6.8
1995	Walt Harris	4	62	15.5
1996	Izell McGill	4	71	17.8
1997	Izell McGill	6	94	15.7
1998	Robert Bean	5	136	27.2
1999	Fred Smoot	5	13	2.6
2000	Fred Smoot	5	31	6.2
2001	Korey Banks	4	29	7.3
2002	Korey Banks	3	6	2.0
	Darren Williams	3	44	14.7
2003	Odell Bradley	2	56	28.0
	Eric Fuller	2	13	6.5
2004	Darren Williams	4	31	7.8
2005	Jeramie Johnson	4	51	12.8
2006	Derek Pegues	4	95	23.8
2007	Derek Pegues	5	120	24.0
2008	Derek Pegues	2	23	11.5
	Keith Fitzhugh	2	11	5.5
	Karlin Brown	2	31	15.5
2009	<b>Corey Broomfield</b>	<b>6</b>	<b>118</b>	<b>19.7</b>
2010	<b>Corey Broomfield</b>	<b>3</b>	<b>40</b>	<b>13.3</b>
	<b>Nickoe Whitley</b>	<b>3</b>	<b>0</b>	<b>0.0</b>
	<b>Johnthan Banks</b>	<b>3</b>	<b>24</b>	<b>8</b>

## TOTAL TACKLES

Year	Player, Pos.	UT	AT	TT
1975	Ray Costict, LB	67	88	155
1976	Ray Costict, LB	96	60	156
1977	Mike Lawrence, LB	71	43	114
1978	Johnie Cooks, LB	73	42	115
1979	Rusty Martin, LB	53	72	125
1980	Don Edwards, LB	58	60	118
1981	Johnie Cooks, LB	78	45	123
1982	John Miller, LB	63	101	164
1983	Calvin Zanders, LB	80	106	186
1984	Aaron Pearson, LB	104	44	148
1985	Aaron Pearson, MLB	70	45	115
1986	Cedric Corse, ILB	86	58	144
1987	Bo Russell, SS	36	49	85
1988	James Williams, ILB	102	61	*163
1989	James Williams, ILB	95	62	157
1990	Reggie Stewart, ILB	100	79	+179
1991	Keo Coleman, ILB	59	55	114
1992	Daniel Boyd, ILB	76	52	128
1993	Juan Long, ILB	68	49	117
1994	Dwayne Curry, ILB	67	56	123
1995	Dwayne Curry, ILB	63	50	113
1996	Paul Lacoste, ILB	75	67	142
1997	Dereck Rush, ILB	53	55	108
1998	Edward Smith, OSE	69	58	127
1999	Barrin Simpson, LB	54	51	105
2000	Mario Haggan, LB	70	62	*132

2001	Mario Haggan, LB	62	33	95
2002	Mario Haggan, LB	66	53	119
2003	T.J. Mawhinney, LB	61	49	110
2004	Slovakia Griffith, DB	37	35	72
2005	Quinton Culberson, LB	49	29	78
2006	Quinton Culberson, LB	52	50	102
2007	Jamar Chaney, LB	35	54	89
2008	Dominic Douglas, LB	51	65	116
2009	Jamar Chaney, LB	39	51	90
2010	Chris White, LB	54	56	110

## SACKS

Year	Player, Pos.	No.	Yds.
1985	Aaron Pearson, LB	6.0	53
1986	Michael Simmons, DT	3.0	NA
1987	Michael Simmons, DT	3.0	16
	Anthony Butts, DT	3.0	13
1988	Darren Martin, LB	5.0	32
1989	Robert Young, DL	10.0	72
1990	Kevin Henry, DE	6.0	51
1991	Nate Williams, NT	7.0	32
1992	Jerome Brown, DE	4.0	22
1993	Herman Carroll, DE	5.0	45
1994	Larry Williams, DE	6.0	45
1995	Larry Williams, DE	6.5	39
1996	Greg Favors, DE	*12.5	112
1997	Greg Favors, DE	7.0	67
1998	Edward Smith, OSE	*12.0	112
1999	Ellis Wyms, DT	5.0	25
2000	Mario Haggan, LB	5.0	47
	Pig Prather, DOG	5.0	42
2001	Mario Haggan, LB	4.0	33
	Conner Stephens, DE	4.0	28
2002	Michael Gholar, DOG	3.0	26
2003	Tommy Kelly, DT	4.0	31
2004	Willie Evans, DE	5.5	25
2005	Willie Evans, DE	*15.0	96
2006	Titus Brown, DE	7.5	54
2007	Titus Brown, DE	8.0	48
2008	K.J. Wright, LB	4.0	41
2009	Pernell McPhee, DE	5.0	24
2010	Chris White, LB	6.0	30

+ - Led NCAA \* - Led SEC

## SEASON PASSING RECORDS

### MOST ATTEMPTS

Season: 351, Kevin Fant (2003)

### MOST COMPLETIONS

Season: 186, Kevin Fant (2003)

### MOST CONSECUTIVE COMPLETIONS

One Game: 11, Dave Marler vs. Tenn. (10-28-1978)

Two Games: 17, Dave Marler vs. FSU & Tenn. (1978)

### HIGHEST COMPLETION PERCENTAGE

Season (100 att.): 588, Tyson Lee (2009) [130 of 221]

Season (200 att.): 588, Tyson Lee (2008) [130 of 221]

### MOST NET YARDS GAINED

Season: 2422, Dave Marler (1978)

### MOST TOUCHDOWNS THROWN

Season: 16, Derrick Taite (1995)

### CONSECUTIVE GAMES WITH A TD PASS

Season: 6, Don Smith (1985); Derrick Taite (1995); Kevin Fant (2003)

### MOST INTERCEPTIONS THROWN

Season: 21, Kevin Fant (2003)

### CONSECUTIVE ATT. WITHOUT AN INT.

One Season: 137, Wesley Carroll (2007)

## MOST 300-YARD GAMES

Season: 3, Dave Marler (1978)

## 200-YARD PASSING GAMES

6	-	Tommy Pharr (1968)
6	-	Dave Marler (1978)
6	-	Derrick Taite (1995)
5	-	Tommy Pharr (1969)
5	-	Don Smith (1985)
5	-	Tony Shell (1988)
5	-	Wayne Madkin (2000)
5	-	Kevin Fant (2003)

## SEASON PASSING LEADERS

### PASSING YARDAGE

Player	Season	Att.	Cmp.	Pct.	Yds.	
1.	Dave Marler	1978	287	163	.568	2422
2.	Don Smith	1985	312	143	.458	2332
3.	Derrick Taite	1995	309	165	.534	2241
4.	Kevin Fant	2003	351	186	.530	2151
5.	Todd Jordan	1993	294	131	.446	1935
6.	Kevin Fant	2002	311	163	.524	1918
7.	Tony Shell	1990	293	151	.515	1909
8.	Wayne Madkin	2000	246	138	.561	1908
9.	Tony Shell	1988	335	153	.457	1884
	Wayne Madkin	1999	257	135	.525	1884

### PASS ATTEMPTS

Player	Season	Yds.	Pct.	Cmp.	Att.	
1.	Kevin Fant	2003	2151	.530	186	351
2.	Tony Shell	1988	1884	.457	153	335
3.	Tommy Pharr	1968	1838	.542	173	319
4.	Don Smith	1985	2332	.458	143	312
5.	Kevin Fant	2002	1918	.524	163	311
6.	Derrick Taite	1995	2241	.534	165	309
7.	Joe Reed	1970	1616	.469	138	294
	Todd Jordan	1993	1935	.446	131	294
9.	Tony Shell	1990	1909	.515	151	293
10.	Dave Marler	1978	2422	.568	163	287

### PASS COMPLETIONS

Player	Season	Yds.	Att.	Cmp.	
1.	Kevin Fant	2003	2151	351	186
2.	Tommy Pharr	1968	1838	319	173
3.	Derrick Taite	1995	2241	309	165
4.	Dave Marler	1978	2422	287	163
	Kevin Fant	2002	1918	311	163
6.	Tony Shell	1988	1884	335	153
	Tyson Lee	2008	1519	260	153
8.	Tony Shell	1990	1909	293	151
9.	Don Smith	1985	2332	312	143
10.	Tommy Pharr	1969	1603	258	140

### COMPLETION PERCENTAGE (MIN. 50 ATT.)

Player	Season	Att.	Cmp.	Pct.	
1.	Tyson Lee	2009	221	130	.588
	Tyson Lee	2008	260	153	.588
3.	<b>Chris Relf</b>	<b>2010</b>	<b>220</b>	<b>129</b>	<b>.586</b>
4.	<b>Tyler Russell</b>	<b>2010</b>	<b>67</b>	<b>39</b>	<b>.582</b>
5.	Dave Marler	1978	287	163	.568
6.	Rockey Felker	1973	106	60	.566
	Omarr Conner	2006	135	76	.563
8.	Wayne Madkin	2000	246	138	.561
9.	Charlie Furlow	1962	111	62	.559
10.	Tom McWilliams	1948	74	41	.554





# INDIVIDUAL SEASON RECORDS

## PASSING EFFICIENCY (MIN. 50 ATT.)

Player	Year	Yds.	TD	Int.	P.E.
1. Tyler Russell	2010	635	5	6	144.54
2. Bruce Threadgill	1976	807	7	4	143.69
3. Chris Relf	2010	1789	13	6	140.99
4. Sleepy Robinson	1991	1167	8	7	132.93
5. Derrick Taite	1994	1806	14	8	132.67
6. Rockey Felker	1973	782	9	8	131.50
7. Dave Marler	1978	2422	11	17	128.48
8. Kevin Fant	2001	1352	8	9	127.04
9. Wayne Madkin	2000	1908	8	8	125.50
10. Derrick Taite	1995	2241	16	11	124.30

## PASSING YARDS PER GAME

Player	Year	GP	Att.	Cmp.	Yds.	YPG
1. Dave Marler	1978	11	287	163	2422	220.18
2. Don Smith	1985	11	312	143	2332	212.00
3. Derrick Taite	1995	11	309	165	2241	203.73
4. Tommy Pharr	1969	8	258	140	1603	200.38
5. Kevin Fant	2002	10	311	163	1918	191.80
6. Tony Shell	1988	10	335	153	1884	188.40
7. Tommy Pharr	1968	10	319	173	1838	183.80
8. Kevin Fant	2003	12	351	186	2151	179.20
9. Todd Jordan	1993	11	294	131	1935	175.91
10. Tony Shell	1990	11	293	151	1909	173.55

## TOUCHDOWN PASSES

Player	Year	Att.	Cmp.	Yds.	No.
1. Derrick Taite	1995	309	165	2241	16
2. Don Smith	1985	312	143	2332	15
3. Derrick Taite	1994	220	110	1806	14
Kevin Fant	2003	351	186	2151	14
5. Tony Shell	1988	335	153	1884	13
6. Chris Relf	2010	220	129	1789	13
7. Tommy Pharr	1969	258	140	1603	11
Dave Marler	1978	287	163	2422	11
Todd Jordan	1993	294	131	1935	11
Wayne Madkin	1998	299	96	1532	11

## YEARLY PASSING LEADERS

Year	Player	Att.	Cmp.	Pct.	Yds.	TD
1946	Billy Murphy	60	21	.350	279	5
1947	Tom McWilliams	61	30	.492	360	3
1948	Tom McWilliams	74	41	.554	412	4
1949	Don Robinson	105	29	.276	303	1
1950	Frank Branch	40	24	.600	313	1
1951	Frank Branch	44	20	.455	198	0
1952	Jackie Parker	97	45	.464	811	8
1953	Jackie Parker	69	41	.594	603	7
1954	Bobby Collins	45	20	.444	337	3
1955	Bill Stanton	57	27	.474	554	5
1956	Billy Stacy	71	32	.451	464	3
1957	Billy Stacy	41	13	.317	248	3
1958	Billy Stacy	70	32	.457	388	2
1959	John Corroero	44	21	.477	251	2
1960	Charlie Furlow	114	63	.553	599	2
1961	Charlie Furlow	65	36	.554	389	0
1962	Charlie Furlow	111	62	.559	744	3
1963	Sonny Fisher	74	36	.486	353	2
1964	Ashby Cook	61	35	.574	426	2
1965	Ashby Cook	162	78	.481	1032	8
1966	Don Saget	166	69	.416	753	2
1967	Tommy Pharr	71	26	.366	279	4
1968	Tommy Pharr	319	173	.542	1838	9
1969	Tommy Pharr	258	140	.543	1603	11
1970	Joe Reed	294	138	.469	1616	8
1971	Hal Chealander	155	66	.426	937	2
1972	Rockey Felker	161	74	.460	992	6
1973	Rockey Felker	106	60	.566	782	9
1974	Rockey Felker	155	73	.471	1147	8
1975	Bruce Threadgill	123	43	.350	575	2
1976	Bruce Threadgill	89	45	.506	807	7
1977	Bruce Threadgill	219	91	.416	1317	7
1978	Dave Marler	287	163	.568	2422	11
1979	Tony Black	62	23	.371	363	2

1980	John Bond	133	59	.444	849	5
1981	John Bond	144	65	.451	875	4
1982	John Bond	183	91	.497	1591	7
1983	John Bond	205	92	.449	1306	2
1984	Don Smith	176	75	.426	1236	6
1985	Don Smith	312	143	.458	2332	15
1986	Don Smith	244	120	.492	1609	10
1987	Mike Davis	129	60	.465	779	2
1988	Tony Shell	335	153	.457	1884	13
1989	Tony Shell	87	45	.517	499	2
1990	Tony Shell	293	151	.515	1909	10
1991	Sleepy Robinson	141	77	.546	1167	8
1992	Greg Plump	129	54	.419	863	4
1993	Todd Jordan	294	131	.446	1935	11
1994	Derrick Taite	220	110	.500	1806	14
1995	Derrick Taite	309	165	.534	2241	16
1996	Derrick Taite	171	75	.439	1009	6
1997	Matt Wyatt	201	92	.458	1369	6
1998	Wayne Madkin	199	96	.482	1532	11
1999	Wayne Madkin	257	135	.525	1884	10
2000	Wayne Madkin	246	138	.561	1908	8
2001	Kevin Fant	170	94	.521	1352	8
2002	Kevin Fant	311	163	.524	1918	10
2003	Kevin Fant	351	186	.530	2151	14
2004	Omarr Conner	205	107	.522	1224	6
2005	Omarr Conner	167	86	.515	903	8
2006	Michael Henig	169	74	.438	1201	7
2007	Wesley Carroll	255	134	.525	1392	9
2008	Tyson Lee	260	153	.588	1519	7
2009	Tyson Lee	221	130	.588	1444	4
2010	Chris Relf	220	129	.586	1789	13

## SEASON PUNTING RECORDS

### MOST PUNTS

Season: 95, Dick McGraw (1967)

### HIGHEST YARDS-PER-PUNT AVERAGE

Season: 46.5, Andy Russ (1996) [53 for 2466]

## SEASON PUNTING LEADERS

### PUNTS

Player	Season	Yds.	Avg.	No.
1. Dick McGraw	1967	3567	37.55	95
2. Blake McAdams	2008	3049	38.60	79
3. Lanny Sheffield	1971	3035	39.42	77
Blake McAdams	2007	3024	39.27	77
5. Mike Riley	1989	3078	41.04	75
6. Dick McGraw	1966	2777	39.11	71
7. Blake McAdams	2005	2891	41.89	69
8. Blake McAdams	2006	2598	32.21	68
9. Conn Canale	1969	2550	38.06	67
10. Mike Patrick	1974	2479	39.35	63
Prentiss Cole	2000	2601	41.28	63

### PUNTING YARDS

Player	Season	Avg.	No.	Yds.
1. Dick McGraw	1967	37.55	95	3567
2. Mike Riley	1989	41.04	75	3078
3. Blake McAdams	2008	38.60	79	3049
4. Lanny Sheffield	1971	39.42	77	3035
5. Blake McAdams	2007	39.27	77	3024
6. Blake McAdams	2005	41.89	69	2891
7. Dick McGraw	1966	39.11	71	2777
8. Mike Patrick	1973	44.45	60	2667
9. Prentiss Cole	2000	41.28	63	2601
10. Blake McAdams	2006	32.21	68	2598

### PUNTING AVERAGE (MIN. 20 ATT.)

Player	Season	No.	Yds.	Avg.
1. Andy Russ	1996	53	2466	46.53
2. Jeff Walker	1997	45	2049	45.53
3. Mike Patrick	1973	60	2667	44.45
4. Jared Cook	2004	49	2143	43.73
5. Todd Jordan	1992	52	2267	43.60
6. Robert Wallis	2003	30	1300	43.33

7. Todd Jordan	1993	51	2175	42.91
8. Jeff Walker	1999	52	2221	42.71
9. Jeff Walker	1998	44	1856	42.20
10. Jared Cook	2002	48	2024	42.17

## YEARLY PUNTING LEADERS

Year	Player	No.	Yds.	Avg.
1946	Billy Murphy	24	998	41.6
1947	Tom McWilliams	41	1436	35.0
1948	Tom McWilliams	44	1616	36.7
1949	Jim Pittman	25	1010	40.4
1950	Joe Fortunato	37	1402	37.9
1951	Bobby Collins	55	1854	33.7
1952	Bobby Collins	44	1703	38.7
1953	Bobby Collins	24	930	38.8
1954	Bobby Collins	33	1330	40.3
1955	Art Davis	16	652	40.8
1956	Gil Peterson	20	746	37.3
1957	Gil Peterson	25	920	36.8
1958	Gil Peterson	36	1424	39.6
1959	Bill Schoenrock	48	1827	38.1
1960	Charlie Furlow	38	1273	33.5
1961	Randy Hutto	24	835	34.8
1962	Charlie Furlow	41	1357	33.1
1963	Ode Burrell	41	1532	37.4
1964	James Carroll	56	2048	36.6
1965	Dick McGraw	48	2014	*42.0
1966	Dick McGraw	71	2777	39.1
1967	Dick McGraw	95	3567	37.5
1968	Conn Canale	51	2065	40.5
1969	Conn Canale	67	2550	38.1
1970	Sammy Milner	30	1131	37.7
1971	Lanny Sheffield	77	3035	39.4
1972	Mike Patrick	48	1853	38.6
1973	Mike Patrick	60	2667	44.5
1974	Mike Patrick	63	2479	39.3
1975	Gerald Vaught	60	2150	35.8
1976	Gerald Vaught	62	2473	39.9
1977	Jim Nabers	56	2224	39.7
1978	Jim Nabers	36	1456	40.4
1979	Dana Moore	52	2053	39.5
1980	Dana Moore	52	2104	40.5
1981	Dana Moore	60	2504	41.7
1982	Dana Moore	53	2199	41.5
1983	Tim Cutts	54	2235	41.4
1984	Brian Hutson	42	1572	37.4
1985	Robert Smith	50	1916	38.3
1986	Tommy Parks	38	1513	39.8
1987	Tommy Parks	55	2149	39.1
1988	Mike Riley	36	1453	40.4
1989	Mike Riley	75	3078	41.0
1990	Mike Riley	57	2332	40.9
1991	Mike Riley	42	1660	39.5
1992	Todd Jordan	52	2267	*43.6
1993	Todd Jordan	56	2403	42.9
1994	Andy Russ	50	1906	38.1
1995	Andy Russ	49	2031	41.4
1996	Andy Russ	53	2466	46.5
1997	Jeff Walker	45	2049	45.5
1998	Jeff Walker	44	1856	42.2
1999	Jeff Walker	52	2221	42.7
2000	Prentiss Cole	63	2601	41.3
2001	Jared Cook	60	2445	40.8
2002	Jared Cook	48	2024	42.2
2003	Robert Wallis	30	1300	43.3
2004	Jared Cook	49	2143	*43.7
2005	Blake McAdams	69	2891	41.9
2006	Blake McAdams	68	2598	38.2
2007	Blake McAdams	77	3024	39.3
2008	Blake McAdams	79	3049	38.6
2009	Heath Hutchins	50	1986	39.7
2010	Heath Hutchins	59	2450	41.5

\* - Led SEC



# INDIVIDUAL SEASON RECORDS



## SEASON RECEIVING RECORDS

### MOST RECEPTIONS

Season: 74, David Smith (1970)

Season, Running Back: 37, Justin Griffith (1999)

### MOST NET YARDS GAINED

Season: 1035, Mardye McDole (1978)

### HIGHEST YARDS-PER-CATCH AVERAGE

Season (Min. 25 rec.): 25.0, Danny Knight (1982)  
[37 for 924 yards]

Season (Min. 50 rec.): 15.1, David Smith (1969)  
[50 for 756 yards]

### HIGHEST YARDS-PER-GAME AVERAGE

Season: 94.5, David Smith (1969) [756 in 8 games]

### MOST TOUCHDOWN RECEPTIONS

Season: 9, Justin Jenkins (2003)

### CONSECUTIVE GAMES WITH TD CATCH

Season: 5, Justin Jenkins (2003)

### MOST 100-YARD GAMES

Season: 5, Mardye McDole (1978), Tony Burks (2006)

### 100-YARD RECEIVING GAMES

- 5 - Mardye McDole (1978)
- 5 - Tony Burks (2006)
- 4 - David Smith (1969)
- 4 - Bill Buckley (1972)
- 4 - Danny Knight (1982)
- 4 - Justin Jenkins (2003)

## SEASON RECEIVING LEADERS

### PASS RECEPTIONS

Player	Seasons	Yds.	Avg.	Rec.
1. David Smith	1970	987	13.3	74
2. Sammy Milner	1968	909	14.2	64
Sammy Milner	1969	745	11.6	64
4. Eric Moulds	1995	779	12.6	62
Justin Jenkins	2003	880	14.2	62
6. Brandon McRae	2008	518	10.2	51
7. David Smith	1969	756	15.1	50
8. Mardye McDole	1978	1035	21.6	48
9. Bill Buckley	1972	776	16.5	47
10. Chad Bumphis	2010	634	14.4	44

## RECEIVING YARDAGE

Player	Year	Rec.	Avg.	Yds.
1. Mardye McDole	1978	48	21.6	1035
2. David Smith	1970	74	13.3	987
3. Danny Knight	1982	37	25.0	924
4. Sammy Milner	1968	64	14.2	909
5. Justin Jenkins	2003	62	14.2	880
6. Tony Burks	2006	35	24.3	850
7. Eric Moulds	1994	39	21.7	845
8. Kelvin Love	1999	43	19.4	834
9. Eric Moulds	1995	62	12.6	779
10. Bill Buckley	1972	47	16.5	776

## TOUCHDOWN RECEPTIONS

Player	Year	Rec.	Yds.	Avg.	TD
1. Justin Jenkins	2003	62	880	14.2	9
2. Justin Jenkins	2001	42	661	15.7	8
3. Bill Buckley	1973	41	661	16.1	7
Mardye McDole	1978	48	1035	21.6	7
Danny Knight	1982	37	924	25.0	7
Eric Moulds	1994	39	845	21.7	7
7. Sammy Milner	1969	64	745	11.6	6
David Smith	1970	74	987	13.3	6
Bill Buckley	1972	47	776	16.5	6
Jerry Bouldin	1990	32	447	14.0	6
Eric Moulds	1995	62	779	12.6	6

## YARDS PER RECEPTION (MIN. 20)

Player	Seasons	Rec.	Yds.	YPR
1. Danny Knight	1982	37	924	24.97
2. Tony Burks	2006	35	850	24.28
3. Chris Jones	1993	24	541	22.54
4. Willie Harris	1991	24	529	22.04
5. Eric Moulds	1994	39	845	21.67
6. Mardye McDole	1978	48	1035	21.56
7. Danny Knight	1983	34	671	19.74
8. Kelvin Love	1999	43	834	19.40
9. Kevin Prentiss	1997	20	385	19.25
10. Mardye McDole	1979	20	380	19.00

## YEARLY RECEIVING LEADERS

Year	Player	Rec.	Yds.	Avg.	TD
1946	Kermit Davis	11	158	14.4	1
1947	Harper Davis	15	229	15.3	3
1948	Harper Davis	12	94	7.8	1
1949	Murry Alexander	14	131	9.4	1
1950	Steve Clark	14	150	11.5	3
1951	John Katusa	10	73	7.3	0
1952	Norm Duplain	14	265	18.9	0
1953	Art Davis	11	150	13.6	3
1954	Levaine Hollingshead	11	180	16.4	2
1955	Ron Bennett	12	248	20.7	3
1956	Ron Bennett	15	227	15.1	2
1957	Gil Peterson	7	95	13.6	2
1958	P.L. Blake	6	85	14.2	0
1959	Lee Welch	14	127	9.1	0
1960	Lee Welch	12	98	8.2	0
1961	Johnny Baker	22	323	14.7	1
1962	Ode Burrell	24	204	8.5	2
1963	Tommy Inman	12	179	14.9	2
1964	Tommy Inman	21	338	16.1	2
1965	Don Saget	24	373	15.5	4
1966	Marcus Rhoden	31	365	11.8	0
1967	Johnny Woitt	8	82	10.3	2
1968	Sammy Milner	*64	909	14.2	5
1969	Sammy Milner	64	745	11.6	6
1970	David Smith	*74	987	13.3	6
1971	Eric Hoggatt	28	365	13.0	0
1972	Bill Buckley	*47	776	16.5	6
1973	Bill Buckley	*41	661	16.1	7
1974	Howard Lewis	21	330	15.7	1
1975	Gavin Rees	18	292	16.2	2
1976	Robert Chatman	15	277	18.5	3
1977	Mardye McDole	29	510	17.6	2
1978	Mardye McDole	*48	1035	21.6	7

1979	Mardye McDole	20	380	19.0	3
1980	Mardye McDole	19	289	15.2	1
1981	Glen Young	19	263	13.8	1
1982	Danny Knight	37	924	25.0	7
1983	Danny Knight	34	671	19.7	2
1984	Mikel Williams	23	177	7.7	1
1985	Jeff Patton	34	416	12.2	2
1986	Fred Hadley	28	529	18.9	3
1987	Fred Hadley	28	499	17.8	1
1988	Fred Hadley	29	477	16.5	5
1989	Jesse Anderson	21	230	11.0	0
1990	Jerry Bouldin	32	447	14.0	6
1991	Willie Harris	24	529	22.0	1
1992	Willie Harris	35	574	16.4	3
1993	Chris Jones	24	541	22.5	2
1994	Eric Moulds	39	845	21.7	7
1995	Eric Moulds	62	779	12.6	6
1996	Lamont Woodberry	27	305	11.3	2
1997	Lamont Woodberry	24	342	14.2	3
1998	Kevin Prentiss	38	681	17.9	3
1999	Kelvin Love	43	834	19.4	3
2000	Terrell Grindle	31	436	14.1	2
2001	Justin Jenkins	42	661	15.7	8
2002	Ray Ray Bivines	40	511	12.8	4
2003	Justin Jenkins	62	880	14.2	9
2004	Will Prosser	24	328	13.7	0
2005	Will Prosser	28	286	10.2	0
2006	Tony Burks	35	850	24.3	5
2007	Jamaye Smith	33	510	15.5	3
2008	Brandon McRae	51	518	10.2	3
2009	Chad Bumphis	32	375	11.7	4
2010	Chad Bumphis	44	634	14.4	5

\*Led SEC

## SEASON RETURN RECORDS

### MOST PUNT RETURNS

Season: 40, Tony James (1989)

### MOST PR NET YARDS GAINED

Season: 437, Tony James (1989)

### HIGHEST PR YARDS-PER-GAME

Season: 60.7, Bobby Herrington (1933) [425 in 7 g]  
Modern Era: 41.3, Marcus Rhoden (1965) [413 in 10g]

### MOST PUNT RETURN TOUCHDOWNS

Season: 3, Marcus Rhoden (1965)

### MOST KICKOFF RETURNS

Season: 38, Leon Berry (2009)

### MOST KR NET YARDS GAINED

Season: 1015, Leon Berry (2009)

### HIGHEST KR YARDS-PER-GAME

Season: 84.6, Leon Berry (2009) [1015 in 12 g]

### MOST KICKOFF RETURN TOUCHDOWNS

Season: 1, many times

### MOST TOTAL RETURNS

Season: 61, Tony James (1989) [40 PR & 21 KR]

### MOST NET YARDS GAINED

Season: 1037, Derek Pegues (2006) [350 PR & 687 KR]

### HIGHEST YARDS-PER-RETURN AVERAGE

Season: 26.8, Leon Berry (2010) [14 for 375 yards]

### MOST TOUCHDOWNS

Season: 3, Marcus Rhoden (1965) [3 PR]





# INDIVIDUAL SEASON RECORDS

## INDIVIDUAL LONG RETURN PLAYS

### KICKOFF RETURNS

100, Glen Young vs. LSU (11-15-1980)
100, Fred Reid vs. Memphis (10-11-2003)
99, Carl Sikes vs. LSU (11-25-1933)
98, Dennis Cross vs. Howard (10-3-1936)
97, Leon Berry vs. Alcorn State (10-2-10)
96, Jerry Bouldin vs. Southern Mississippi (9-9-1989)
95, Morley Jennings vs. Howard (11-18-1910)
95, Frank Smith vs. Howard (11-18-1910)
95, Blondy Black vs. Mississippi (11-28-1942)
95, Marcus Rhoden vs. Southern Miss. (10-8-1966)
94, Kevin Prentiss vs. Kentucky (9-6-1997)
93, Tom McWilliams vs. Auburn (11-11-1944)

### PUNT RETURNS

90, Ken Phares vs. Lamar (10-16-1971)
89, Marcus Rhoden vs. Houston (9-18-1965)
88, Frank Dowsing vs. Alabama (10-30-1971)
87, Glen Young vs. Vanderbilt (9-19-1981)
83, Kevin Prentiss vs. Tennessee (12-5-1998)
81, Derek Pegues vs. Jacksonville St. (10-14-2006)
82, Jim Tait vs. Memphis State (10-1-1955)
80, Harvey Johnson vs. Howard (9-23-1939)
77, Richard Blackmore vs. Kansas State (10-5-1974)
76, Scott Gumina vs. Tulane (9-25-1993)
75, Derek Pegues vs. Ole Miss (11-23-2007)
74, Pete Polovina vs. Auburn (11-4-1950)

## SEASON RETURN LEADERS

### PUNT RETURNS

Player	Season	Avg	Yds.	Ret.
1. Tony James	1989	10.9	437	40
2. Bobby Herrington	1933	11.2	425	38
3. Tony James	1992	9.9	358	36
4. Eddie Myles	1987	9.2	266	29
5. Nick Turner	2003	11.1	310	28

### PUNT RETURN YARDAGE

Player	Season	Ret.	Avg.	Yds.
1. Tony James	1989	40	10.9	437
2. Bobby Herrington	1933	38	11.2	425
3. Marcus Rhoden	1965	19	21.7	413
4. Tony James	1992	36	9.9	358
5. Derek Pegues	2006	25	14.0	350
6. Tony James	1990	23	14.8	341
7. Kevin Prentiss	1998	26	13.0	339
8. Nick Turner	2003	28	11.1	310
9. Glen Young	1981	19	16.2	307
10. Tom McWilliams	1946	19	16.1	306

### PUNT RETURN AVERAGE (MIN. 10 RET.)

Player	Season	Ret.	Yds.	Avg.
1. Marcus Rhoden	1965	19	413	21.7
2. Frank Dowsing	1971	14	260	18.6
3. Glen Young	1981	19	307	16.2
4. Tony Kotowski	1951	13	219	16.7
5. Tom McWilliams	1946	19	306	16.1

### KICKOFF RETURNS

Player	Season	Avg.	Yds.	Ret.
1. Leon Berry	2009	26.7	1015	38
2. Derek Pegues	2008	22.8	708	31
3. Derek Pegues	2006	23.7	687	29
4. Derek Pegues	2005	20.0	559	28
5. David Smith	1968	21.9	590	27
John Moore	1987	17.2	464	27
Eddie Myles	1988	19.8	535	27

### KICKOFF RETURN YARDAGE

Player	Season	Ret.	Avg.	Yds.
1. Leon Berry	2009	38	26.7	1015
2. Derek Pegues	2008	31	22.8	708
3. Derek Pegues	2006	29	23.7	687
4. Michael Robinson	1986	26	24.7	643

5. David Smith	1968	27	21.9	590
6. Fred Reid	2003	25	23.1	577
7. Marcus Rhoden	1966	26	22.0	572
8. Pig Prather	2001	25	22.8	569
9. Nick Turner	2003	24	23.5	565
10. Dan Bland	1964	20	27.9	558

### KICKOFF RETURN AVERAGE (MIN. 10 RET.)

Player	Season	Ret.	Yds.	Avg.
1. Eric Moulds	1994	13	426	32.8
2. James Otis Doss	1977	16	450	28.1
3. Dan Bland	1964	20	558	27.9
4. Glen Young	1980	19	525	27.6
5. Pig Prather	1999	12	325	27.1

## YEARLY PUNT RETURN LEADERS

Year	Player	Ret.	Yds.	Avg.	TD
1946	Tom McWilliams	19	306	16.1	1
1947	Tom McWilliams	16	226	14.1	1
1948	Tom McWilliams	11	100	9.1	0
1949	Max Stainbrook	16	103	6.4	--
1950	Norm Duplain	15	212	14.1	--
1951	Tony Kotowski	13	217	16.7	--
1952	Charles Caven	22	153	7.0	--
1953	Jackie Parker	17	156	9.2	0
1954	Bobby Collins	13	137	10.5	--
1955	Jim Tait	3	103	34.3	--
1956	Billy Stacy	24	290	+12.1	1
1957	Billy Stacy	17	144	8.5	0
1958	Billy Stacy	11	146	13.3	0
1959	Billy Hill	6	85	14.2	0
1960	Billy Tohill	5	43	8.6	0
1961	Billy Hill	7	47	6.7	0
1962	Ode Burrell	10	102	10.2	0
1963	Ode Burrell	15	163	10.9	0
1964	Dan Bland	17	115	6.8	0
1965	Marcus Rhoden	19	413	*21.7	3
1966	Marcus Rhoden	22	170	7.7	0
1967	Conn Canale	9	76	8.4	0
1968	David Smith	9	98	10.9	0
1969	David Smith	6	54	9.0	0
1970	David Smith	5	40	8.0	0
1971	Frank Dowsing	14	260	18.6	2
1972	Frank Dowsing	12	135	11.3	1
1973	Steve Freeman	8	50	6.3	0
1974	Richard Blackmore	12	126	10.5	1
1975	Stan Black	14	64	4.6	0
1976	Stan Black	16	196	12.3	0
1977	Henry Davison	18	97	5.4	0
1978	Richard Blackmore	11	155	*14.1	0
1979	Kenny Johnson	15	71	4.7	0
1980	Mardy McDole	23	251	10.9	1
1981	Glen Young	19	307	+16.2	2
1982	Glen Young	27	205	7.6	0
1983	Danny Knight	9	73	8.1	0
1984	Orlando Lundie	22	189	8.6	0
1985	Orlando Lundie	13	46	3.5	0
1986	Milton Smith	10	40	4.0	0
1987	Eddie Myles	29	266	9.2	0
1988	Eddie Myles	16	126	7.9	0
1989	Tony James	40	437	10.9	0
1990	Tony James	23	341	*14.8	2
1991	Tony James	22	196	8.9	0
1992	Tony James	36	358	10.0	1
1993	Scott Gumina	13	180	13.8	1
1994	Bernard Euell	25	199	8.0	0
1995	Bernard Euell	11	57	5.2	0
1996	Robert Isaac	19	189	9.9	0
1997	Robert Isaac	23	198	8.6	0
1998	Kevin Prentiss	26	339	*13.0	1
1999	Pig Prather	17	125	7.4	0
2000	Larry Huntington	22	212	9.6	0
2001	Ray Ray Bivines	12	125	10.4	0
2002	Korey Banks	20	200	10.0	0
2003	Nick Turner	28	310	11.1	0

2004	Jonathan Lowe	17	195	11.5	1
2005	Jerious Norwood	4	43	10.8	0
2006	Derek Pegues	25	350	14.0	1
2007	Derek Pegues	27	268	9.9	1
2008	Derek Pegues	26	172	6.6	0
2009	Leon Berry	9	69	7.7	0
<b>2010</b>	<b>Chad Bumphis</b>	<b>16</b>	<b>137</b>	<b>8.6</b>	<b>0</b>

## YEARLY KICK RETURN LEADERS

Year	Player	Ret.	Yds.	Avg.	TD
1946	Harper Davis	5	142	28.4	--
1947	Harper Davis	7	117	16.7	--
1948	Carl Scheider	2	96	48.0	--
1949	Cliff O'Connor	10	161	16.1	--
1950	Norm Duplain	11	226	20.5	--
1951	Norm Duplain	9	248	27.6	--
1952	Jackie Parker	13	305	23.5	0
1953	Jackie Parker	6	121	20.2	0
1954	Bobby Collins	8	109	13.6	--
1955	William E. Morgan	10	239	23.9	--
1956	Billy Stacy	12	248	20.7	0
1957	Billy Stacy	11	273	24.8	0
1958	Billy Stacy	12	309	25.8	0
1959	Willie Daniel	10	226	22.6	0
1960	Pat Shute	11	263	23.9	0
1961	Jimmy Jenkins	7	146	20.9	0
1962	Ode Burrell	11	225	20.5	0
1963	Ode Burrell	10	261	26.1	0
1964	Dan Bland	20	558	+27.9	1
1965	Dan Bland	20	499	*25.0	0
1966	Marcus Rhoden	26	572	+22.0	1
1967	Tommy Garrison	11	202	18.4	0
1968	David Smith	27	590	*21.9	0
1969	David Smith	16	394	24.6	0
1970	Frank Dowsing	16	371	23.2	0
1971	Lewis Grubbs	18	336	18.7	0
1972	Ken Phares	25	544	21.8	0
1973	Walter Packer	26	547	*21.0	0
1974	Steve Wohlert	10	203	20.3	0
1975	Walter Packer	12	242	20.2	0
1976	Walter Packer	12	195	16.3	0
1977	James Otis Doss	16	450	28.1	0
1978	Willie Jackson	12	222	18.5	0
1979	James Jones	8	199	24.9	1
1980	Glen Young	19	525	*27.6	1
1981	Glen Young	18	407	22.6	0
1982	Glen Young	20	431	21.6	0
1983	Danny Knight	9	201	22.3	0
1984	John Lowe	16	329	20.6	0
1985	John Moore	25	524	21.0	0
1986	Michael Robinson	26	643	24.7	0
1987	John Moore	27	464	17.2	0
1988	Eddie Myles	27	535	19.8	0
1989	Tony James	21	477	22.7	0
1990	Tony James	18	432	24.0	0
1991	Tony James	21	515	24.5	0
1992	Tony James	18	438	24.3	0
1993	Kenny Causey	8	163	20.4	0
1994	Eric Moulds	13	426	+32.8	0
1995	Eric Moulds	9	259	28.8	0
1996	Robert Isaac	20	469	23.5	0
1997	Robert Isaac	20	455	22.8	0
1998	Kevin Prentiss	19	458	24.1	1
1999	Pig Prather	12	325	27.1	0
2000	Pig Prather	14	321	22.9	0
2001	Pig Prather	25	569	22.8	0
2002	Fred Reid	18	441	24.5	0
2003	Fred Reid	25	577	23.1	1
2004	Jonathan Lowe	19	343	18.1	0
2005	Derek Pegues	28	559	20.0	0
2006	Derek Pegues	29	687	23.7	0
2007	Derek Pegues	24	544	22.7	0
2008	Derek Pegues	31	708	22.8	0
2009	Leon Berry	38	1015	26.7	1
2010	Leon Berry	14	375	26.8	1

+ - Led NCAA \* - Led SEC



# INDIVIDUAL SEASON RECORDS



## RUSHING RECORDS

### MOST ATTEMPTS

Season: 287, Anthony Dixon (2007)

### MOST NET YARDS GAINED

Season: 1391, Anthony Dixon (2009)

### MOST NET YARDS GAINED (QB)

Season: 740, Don Smith (1986)

### MOST NET YARDS GAINED (FRESHMAN)

Season: 720, John Bond (1980)

### HIGHEST YARDS-PER-RUSH AVERAGE

Season (Min. 90 att.): 6.9, Blondy Black (1942) [94 for 646 yards]

Season (Min. 100 att.): 6.7, Michael Haddix (1982) [122 for 813 yards]

### MOST 100-YARD GAMES (QB)

Season: 5, Don Smith (1986)

### MOST CONSECUTIVE 100-YARD GAMES

Season: 6, Dicenso Miller (2000)

### 100-YARD RUSHING GAMES

- 8 - Anthony Dixon (2009)
- 7 - James Johnson (1998)
- 7 - Wayne Jones (1973)
- 6 - Walter Packer (1974)
- 6 - Dontae Walker (2000)
- 6 - Dicenso Miller (2000)
- 6 - Don Smith (1986)
- 5 - Jerious Norwood (2005)
- 5 - Jerious Norwood (2004)
- 5 - Michael Davis (1994)
- 5 - Keffer McGee (1995)

## SEASON RUSHING LEADERS

### RUSHING ATTEMPTS

Player	Year	Yds.	Avg.	Att.
1. Anthony Dixon	2007	1066	3.7	287
2. Anthony Dixon	2009	1391	5.4	257
3. James Johnson	1998	1383	5.9	236
4. Keffer McGee	1995	1072	4.6	235
5. James Johnson	1997	1069	4.9	217
6. Wayne Jones	1973	1193	5.6	212
7. Michael Davis	1993	883	4.3	205
8. Anthony Dixon	2008	869	4.4	197
9. Michael Davis	1994	929	4.7	196
10. Jerious Norwood	2004	1050	5.4	195

### RUSHING YARDAGE

Player	Year	Att.	Avg.	Yds.
1. Anthony Dixon	2009	257	5.4	1391
2. James Johnson	1998	236	5.9	1383
3. Wayne Jones	1973	212	5.6	1193
4. Jerious Norwood	2005	191	5.9	1126
5. Keffer McGee	1995	235	4.6	1072
6. James Johnson	1997	217	4.9	1069
7. Anthony Dixon	2007	287	3.7	1066
8. Jerious Norwood	2004	195	5.4	1050
9. Walter Packer	1975	180	5.6	1012
10. Dicenso Miller	2000	160	6.3	1005

## RUSHING YARDS PER GAME

Player	Year	GP	Yds.	YPG
1. Anthony Dixon	2009	11	1391	126.50
2. James Johnson	1998	12	1383	115.30
3. Wayne Jones	1973	11	1193	108.45
4. Jerious Norwood	2005	11	1126	102.36
5. Keffer McGee	1995	11	1072	97.45
6. James Johnson	1997	11	1069	97.18
7. Jerious Norwood	2004	11	1050	95.45
8. Walter Packer	1975	11	1012	92.00
9. Dicenso Miller	2000	11	1005	91.36
10. Walter Packer	1974	11	994	90.36

## RUSHING TOUCHDOWNS

Player	Year	Att.	Yds.	TD
1. Vick Ballard	2010	186	968	19
2. Jackie Parker	1952	126	455	16
3. Harry Furman	1907	NA	NA	14
Anthony Dixon	2007	287	1066	14
5. John Bond	1983	164	612	13
Keffer McGee	1995	235	1072	13
7. Anthony Dixon	2009	257	1391	12
James Johnson	1998	236	1383	12
James Johnson	1997	217	1069	12
10. Tom McWilliams	1944	77	400	11

## YEARLY RUSHING LEADERS

Year	Player	Att.	Yds.	Avg.	TD
1946	Tom McWilliams	77	347	4.5	2
1947	Tom McWilliams	137	625	4.6	5
1948	Tom McWilliams	121	436	3.6	1
1949	Wally Beech	90	403	4.5	5
1950	Wally Beech	111	529	4.8	2
1951	Wally Beech	98	421	4.3	5
	Bill Stewart	117	421	3.6	--
1952	Joe Fortunato	128	779	6.1	5
1953	Charles Evans	109	549	5.0	2
1954	Art Davis	132	670	5.1	9
1955	Jim Harness	90	497	5.5	4
1956	Billy Stacy	138	613	4.4	6
1957	Molly Halbert	76	386	5.1	7
1958	Jack Batte	62	292	4.7	3
1959	Billy Hill	63	257	4.1	3
1960	Mackie Weaver	88	354	4.0	3
1961	Billy Hill	85	337	4.0	2
1962	Ode Burrell	71	310	4.4	5
1963	Hoyle Granger	113	481	4.3	7
1964	Hoyle Granger	129	604	4.7	2
1965	Hoyle Granger	108	449	4.2	3
1966	Andy Rhoades	75	295	3.9	1
1967	Tommy Pharr	136	326	2.4	1
1968	Tommy Pharr	141	239	1.7	3
1969	Steve Whaley	89	275	3.1	7
1970	Lewis Grubbs	155	644	4.2	7
1971	Lewis Grubbs	134	419	3.1	3
1972	Melvin Barkum	132	522	4.0	6
1973	Wayne Jones	212	1193	5.6	6
1974	Walter Packer	157	994	6.3	6
1975	Walter Packer	180	1012	5.6	7
1976	Dennis Johnson	152	859	5.7	6
1977	Dennis Johnson	114	529	4.6	2
1978	James Jones	130	687	5.3	10
1979	Fred Collins	128	591	4.6	4
1980	Michael Haddix	133	724	5.4	5
1981	Michael Haddix	110	622	5.7	3
1982	Michael Haddix	122	813	6.7	8
1983	John Bond	164	612	3.7	13
1984	Don Smith	128	545	4.3	9
1985	Don Smith	190	554	2.9	6
1986	Don Smith	159	740	4.7	6
1987	Hank Phillips	184	848	4.6	8
1988	Jesse Anderson	102	468	4.6	0
1989	Kenny Roberts	108	511	4.7	4
1990	Kenny Roberts	93	523	5.6	3
1991	Sleepy Robinson	154	543	3.5	5

1992	Kenny Roberts	106	597	5.6	0
1993	Michael Davis	205	883	4.3	7
1994	Michael Davis	196	929	4.7	10
1995	Keffer McGee	235	1072	4.6	13
1996	Robert Isaac	117	527	4.5	3
1997	James Johnson	217	1069	4.9	12
1998	James Johnson	236	1383	5.9	12
1999	Dontae Walker	76	384	5.1	3
2000	Dicenso Miller	160	1005	6.3	10
2001	Dicenso Miller	132	676	5.1	4
2002	Justin Griffith	91	471	5.2	2
2003	Nick Turner	123	696	5.7	7
2004	Jerious Norwood	195	1050	5.4	7
2005	Jerious Norwood	191	1126	5.9	6
2006	Anthony Dixon	169	668	4.0	9
2007	Anthony Dixon	287	1066	3.7	14
2008	Anthony Dixon	197	869	4.4	7
2009	Anthony Dixon	257	1391	5.4	12
2010	Vick Ballard	186	968	5.2	19

## INDIVIDUAL SCORING RECORDS

### MOST POINTS SCORED

Season: 120, Jackie Parker (1952) [16 TD & 24 XP]; Vick Ballard (2010) [20 TD]

### MOST POINTS SCORED BY A KICKER

Season: 77, Brian Hazelwood (1998) [15 FG & 32 XP]

### MOST TOUCHDOWNS SCORED

Season: 20, Vick Ballard (2010) [19 rush, 1 rec]

### MOST POINTS RESPONSIBLE FOR

Season: 168, Jackie Parker (1952) [24 TD & 24 PAT]

### MOST FIELD GOALS MADE

Season: 18, Scott Westerfield (1999)

### MOST FIELD GOALS ATTEMPTED

Season: 27, Chris Gardner (1992)

### MOST PAT KICKS MADE

Season: 37, Scott Westerfield (2000)

### MOST PAT KICKS ATTEMPTED

Season: 39, Scott Westerfield (2000)

### MOST CONSECUTIVE PAT KICKS MADE

One Season: 31, Kinney Jordan (1976)

## SEASON SCORING LEADERS

### SCORING

Player	Year	TD	FG	PAT	TP
1. Jackie Parker	1952	16	0	24	120
Vick Ballard	2010	20	0	0	120
3. Anthony Dixon	2007	16	0	0	96
4. Keffer McGee	1995	15	0	*1	92
5. Harry McArthur	1914	15	0	0	90

\* - 2-point conversions

### FIELD GOALS MADE

Player	Year	FGA	FGM
1. Scott Westerfield	1999	24	18
2. Tom Burke	1993	23	17
3. Brian Hazelwood	1997	26	16
Brent Smith	2002	20	16
5. Chris Gardner	1992	27	15
Brian Hazelwood	1998	24	15

### FIELD GOALS ATTEMPTED

Player	Year	FGM	FGA
1. Chris Gardner	1992	15	27
2. Brian Hazelwood	1997	16	26
3. Dave Marler	1977	13	26
4. Brian Hazelwood	1998	15	24
Scott Westerfield	1999	18	24





# INDIVIDUAL SEASON RECORDS

## EXTRA POINTS MADE

Player	Year	Pct.	Att.	Made
1. Scott Westerfield	2000	.949	39	37
2. Vic Nickels	1974	.947	38	36
3. Tim Rogers	1994	.944	36	34
4. Chris Gardner	1991	.943	35	33
Adam Carlson	2007	.971	34	33

## EXTRA POINTS ATTEMPTED

Player	Year	Made	Pct.	Att.
1. Scott Westerfield	2000	37	.949	39
2. Vic Nickels	1974	36	.947	38
3. Ted Shuff	1946	30	.789	38
4. Chris Gardner	1991	33	.943	35
Tim Rogers	1994	34	.944	35
Brian Hazelwood	1998	32	.914	35

## YEARLY SCORING LEADERS

Year	Player	TD	PAT	FG	Pts.
1946	Wallace Matulich	7	0	0	42
1947	Harper Davis	7	0	0	42
1948	Harper Davis	3	0	0	18
1949	Wally Beech	5	0	0	30
1950	Tom Rushing	7	0	0	42
1951	Wally Beech	5	0	0	30
1952	Jackie Parker	16	24	0	+120
1953	Jackie Parker	8	17	0	65
1954	Art Davis	10	0	0	6
1955	William E. Morgan	5	13	0	43
1956	Billy Stacy	6	0	0	36
1957	Molly Halbert	7	0	0	42
1958	Billy Stacy	3	2	0	20
1959	Billy Hill	3	0	0	18
1960	Billy Hill	3	#1	0	20
1961	Sammy Dantone	1	#8	4	27
1962	Ode Burrell	5	0	0	30
1963	Ode Burrell	7	0	0	42
1964	Marcus Rhoden	7	0	0	42
1965	Marcus Rhoden	7	0	0	42
1966	Don Saget	3	0	0	18
1967	Johnny Woitt	3	0	0	18
1968	Sammy Milner	5	0	0	30
1969	Steve Whaley	7	0	0	42
1970	Lewis Grubbs	8	0	0	48
1971	Glenn Ellis	0	12	6	30
1972	Melvin Barkum	6	0	0	36
1973	Vic Nickels	0	23	8	47
1974	Rockey Felker	7	#2	0	46
1975	Kinney Jordan	0	14	13	53
1976	Kinney Jordan	0	31	10	61
1977	Dave Marler	0	18	13	57
1978	James Jones	13	#3	0	84
1979	Fred Collins	4	#1	0	26
1980	Mardye McDole	7	0	0	42
1981	Dana Moore	0	0	10	30
1982	Michael Haddix	9	0	0	54
1983	John Bond	13	0	0	78
1984	Artie Cosby	0	17	13	56
1985	Artie Cosby	0	18	11	51
1986	Artie Cosby	0	21	12	57
1987	Joel Logan	0	17	12	53
1988	Joel Logan	0	17	11	50
1989	Joel Logan	0	23	8	47
1990	Joel Logan	0	19	10	49
1991	Chris Gardner	0	33	9	60
1992	Chris Gardner	0	13	15	58
1993	Tom Burke	0	18	17	69
1994	Tim Rogers	0	34	12	70
1995	Keffer McGee	15	#1	0	92
1996	Brian Hazelwood	0	25	8	49
1997	James Johnson	12	0	0	72
1998	Brian Hazelwood	0	32	15	77
1999	Scott Westerfield	0	18	18	72
2000	Scott Westerfield	0	37	12	73
2001	Justin Jenkins	8	#1	0	50

2002	Brent Smith	0	16	16	64
2003	Justin Jenkins	9	#1	0	56
2004	Jerious Norwood	7	0	0	42
2005	Jerious Norwood	8	0	0	48
2006	Anthony Dixon	9	0	0	54
2007	Anthony Dixon	16	0	0	96
2008	Anthony Dixon	9	0	0	54
2009	Anthony Dixon	12	0	0	72
2010	Vick Ballard	20	0	0	120

# - Total includes made two-point conversions + - Led NCAA

## INDIVIDUAL TOTAL OFFENSE RECORDS

### MOST PLAYS

Season: 502, Don Smith (1985)

### MOST NET YARDS GAINED

Season: 2886, Don Smith (1985)

### HIGHEST YARDS-PER-GAME AVERAGE

Season: 262.4, Don Smith (1985) [2886 in 11 games]

### TOUCHDOWNS RESPONSIBLE FOR

#### (RUSHING & PASSING)

Season: 24, Jackie Parker (1952)

## SEASON TOTAL OFFENSE LEADERS

### TOTAL OFFENSE

Player	Year	Rush	Pass	Total
1. Don Smith	1985	554	2332	2886
2. Chris Relf	2010	713	1789	2502
3. Dave Marler	1978	(-31)	2422	2391
4. Don Smith	1986	740	1609	2349
5. Derrick Taite	1995	16	2241	2257
6. John Bond	1982	609	1591	2200
7. Wayne Madkin	2000	179	1908	2087
8. Tommy Pharr	1968	239	1838	2077
9. Matt Wyatt	1997	(-178)	2199	2021
10. Kevin Fant	2003	(-149)	2151	2002

### TDS RESPONSIBLE FOR

Player	Year	Rush	Pass	TD
1. Jackie Parker	1952	16	8	24
2. Don Smith	1985	6	15	21
3. Chris Relf	2010	5	13	18
4. Don Smith	1986	6	10	16
Derrick Taite	1995	0	16	16
Kevin Fant	2003	2	14	16
7. Jackie Parker	1953	8	7	15
Joe Reed	1970	7	8	15
Rockey Felker	1974	7	8	15
John Bond	1983	13	2	15
Don Smith	1984	9	6	15
Derrick Taite	1994	1	14	15

## YEARLY LEADERS

Year	Player	Rush	Pass	Plays	Yds	TD
1946	Wallace Matulich	107	507	--	614	
1947	Tom McWilliams	625	360	198	985	8
1948	Tom McWilliams	436	412	195	848	5
1949	Wally Beech	403	0	90	403	5
1950	Wally Beech	529	0	111	529	2
1951	Wally Beech	421	0	98	421	5
	Bill Stewart	421	0	117	421	--
1952	Jackie Parker	455	811	223	1266	24
1953	Jackie Parker	208	603	144	811	15
1954	Art Davis	670	25	137	695	10
1955	Bill Stanton	135	554	121	689	6
1956	Billy Stacy	613	464	209	1077	9
1957	Billy Stacy	350	248	151	598	4
1958	Billy Stacy	269	388	177	657	5
1959	Billy Hill	257	248	125	505	4
1960	Charlie Furlow	(-50)	599	167	549	2
1961	Billy Hill	337	299	138	636	3
1962	Charlie Furlow	(-35)	744	178	709	3

1963	Sonny Fisher	220	353	142	573	3
1964	Hoyle Granger	604	0	130	604	2
1965	Ashby Cook	65	1032	231	1097	11
1966	Don Saget	150	753	257	903	5
1967	Tommy Pharr	326	279	207	605	5
1968	Tommy Pharr	239	1838	460	*2077	12
1969	Tommy Pharr	4	1603	309	1607	12
1970	Joe Reed	316	1616	449	1932	15
1971	Hal Chealander	(-96)	937	209	841	2
1972	Melvin Barkum	522	591	228	1113	8
1973	Wayne Jones	1193	0	212	1193	6
1974	Rockey Felker	446	1147	304	*1593	15
1975	Walter Packer	1012	0	180	1012	7
1976	Bruce Threadgill	554	807	249	1361	11
1977	Bruce Threadgill	274	1317	362	1591	8
1978	Dave Marler	(-31)	2422	375	*2391	12
1979	Dwayne Brown	378	274	155	652	3
1980	John Bond	720	849	264	1569	10
1981	John Bond	339	875	277	1214	6
1982	John Bond	609	1591	327	2200	11
1983	John Bond	612	1306	369	1918	15
1984	Don Smith	545	1236	304	1781	15
1985	Don Smith	554	2332	502	*2886	21
1986	Don Smith	740	1609	403	*2349	16
1987	Hank Phillips	848	0	184	848	8
1988	Tony Shell	(-55)	1884	363	1829	13
1989	Kenny Roberts	511	0	108	511	4
1990	Tony Shell	(-66)	1909	333	1843	10
1991	Sleepy Robinson	543	1167	295	1710	13
1992	Greg Plump	112	863	209	975	7
1993	Todd Jordan	(-13)	1935	336	1922	12
1994	Derrick Taite	51	1806	286	1857	15
1995	Derrick Taite	16	2241	370	2257	16
1996	Derrick Taite	6	1009	212	1015	6
1997	Matt Wyatt	(-178)	2199	237	2021	6
1998	Wayne Madkin	(-36)	1532	260	1496	13
1999	Wayne Madkin	(-1)	1884	308	1883	10
2000	Wayne Madkin	179	1908	315	2087	13
2001	Kevin Fant	9	1352	120	1361	8
2002	Kevin Fant	(-69)	1918	224	1849	10
2003	Kevin Fant	(-149)	2151	256	2002	16
2004	Omarr Conner	115	1224	174	1339	7
2005	Jerious Norwood	1126	0	191	1317	6
2006	Michael Henig	18	1201	187	1219	7
2007	Wesley Carroll	67	1392	302	1459	9
2008	Tyson Lee	37	1519	322	1556	8
2009	Tyson Lee	175	1444	295	1619	6
2010	Chris Relf	713	1789	414	2502	18

\* - Led SEC (ranked on yards-per-game since 1970)



# INDIVIDUAL GAME RECORDS



## ALL-PURPOSE RECORDS

### MOST PLAYS

**Game:** 40, Michael Davis vs. Ole Miss (11-27-1993)

### MOST NET YARDS GAINED

**Game:** 344, Nick Turner vs. Tennessee (11-15-2003)

### HIGHEST YARDS-PER-PLAY AVERAGE

**Game (Min. 5 plays):** 34.0, Eric Moulds vs. Tulane (10-22-1994) [7 for 238 yds]

**Game (Min. 10 plays):** 23.3, Kevin Prentiss vs. Tenn. (12-5-1998) [10 for 233 yds]

## INDIVIDUAL SINGLE-GAME HIGHS

YDS.	PLAYER	OPPONENT	SITE	YEAR	ADDITIONAL STATS
344	Nick Turner	Tennessee	Knoxville	2003	41 rush / 37 receive / 163 KOR / 103 PR
<b>319</b>	<b>LaDarius Perkins</b>	<b>Mississippi</b>	<b>Oxford</b>	<b>2010</b>	<b>98 rush/140 receive/65 KOR/16 PR</b>
312	James Johnson	Alabama	Starkville	1998	237 rush / 75 receive
266	Anthony Dixon	Kentucky	Lexington	2009	252 rush/14 receive
265	Jerious Norwood	Houston	Starkville	2005	247 rush / 9 receive / 9 PR
265	David Smith	LSU	Baton Rouge	1969	-12 rush / 102 receive / 175 KOR
258	Eric Moulds	LSU	Baton Rouge	1994	95 receive / 163 KOR
250	Leon Berry	Alcorn State	Starkville	2010	97 receive/153 KOR
238	Eric Moulds	Tulane	Starkville	1994	160 receive / 78 KOR
233	Kevin Prentiss	Tennessee	Atlanta	1998	27 receive / 152 PR / 54 KOR
231	David Smith	Mississippi	Starkville	1969	194 receive / 37 KOR
231	Dennis Johnson	Memphis State	Memphis	1974	198 rush / 33 receive
230	Jerious Norwood	Ole Miss	Starkville	2005	204 rush / 5 receive / 21 PR
225	Robert Isaac	Georgia	Starkville	1996	93 rush / 29 receive / 103 KOR
219	Fred Reid	Kentucky	Starkville	2002	34 rush / 9 rec. / 176 KOR
217	Kevin Bouie	Kentucky	Lexington	1994	217 rush
216	Dontae Walker	Mississippi	Oxford	2000	121 rush / 95 KOR
215	David Smith	Texas Tech	Jackson	1970	215 receive
214	Danny Knight	Florida	Gainesville	1982	6 rush / 208 receive
212	Nick Turner	Tulane	New Orleans	2003	155 rush / 44 KOR / 13 PR
211	Eric Moulds	Tennessee	Knoxville	1995	183 receive / 28 KOR
210	James Jones	LSU	Jackson	1978	162 rush / 48 receive
209	James Johnson	Kentucky	Lexington	1998	207 rush
208	Jamaye Smith	Arkansas	Little Rock	2007	208 receive
208	Sammy Milner	Texas Tech	Jackson	1968	208 receive
206	Robert Isaac	Central Florida	Starkville	1997	12 rush / 176 KOR / 18 PR
203	Kenny Roberts	Memphis State	Memphis	1990	127 rush / 76 receive
203	Keffer McGee	NE Louisiana	Starkville	1995	181 rush / 22 receive
201	Jerious Norwood	UAB	Starkville	2004	201 rush
200	David Smith	Auburn	Auburn	1969	62 receive / 138 KOR
200	Robert Isaac	NE Louisiana	Starkville	1996	103 rush / 18 rec. / 59 PR / 20 KOR

## HIGHEST COMPLETION PERCENTAGE

**Game (9 att.):** 1.000, Jackie Parker vs. Ole Miss (1953) [9 of 9]

**Game (15 att.):** .813, John Bond vs. Tulane (1982) [13 of 16]

**Game (25 att.):** .763, Tommy Pharr vs. FSU (1968) [29 of 38]

## MOST NET YARDS GAINED

**Game:** 466, Derrick Taite vs. Tulane (1994)

## MOST TOUCHDOWNS THROWN

**Game:** 4, Tony Shell vs. Georgia (1988) & Alabama (1988); Derrick Taite vs. Tulane (1994) & Memphis (1995); Omarr Conner vs. Murray State (2005); Wesley Carroll vs. Arkansas (2007); **Tyler Russell vs. Memphis (2010)**

## MOST INTERCEPTIONS THROWN

**Game:** 6, Max Stainbrook vs. Cincinnati (1949); Michael Henig vs. LSU (2007)

## CONSECUTIVE ATT. WITHOUT AN INT.

**Game:** 45, Tony Shell vs. USM (1988)

## MOST 300-YARD GAMES

**Season:** 3, Dave Marler (1978)

## MOST 200-YARD GAMES

**Season:** 6, Tommy Pharr (1968); Dave Marler (1978); Derrick Taite (1995)

## INDIVIDUAL LONG PLAYS

### PASS PLAYS

91, Kevin Fant to Terrell Grindle vs. Kentucky (2002)  
 89, Kevin Fant to Ray Ray Bivines vs. J'ville St. (2002)  
 87, Tommy Pharr to Eric Hoggatt vs. Florida (1969)  
 84, Omarr Conner to Ty Freeman vs. Ole Miss (2004)  
 84, Derrick Taite to Keffer McGee vs. Auburn (1995)  
 83, Bill Stanton to William Earl Morgan vs. UK (1955)  
 82, Wayne Madkin to Terrell Grindle vs. LSU (2000)  
**81, Chris Relf to LaDarius Perkins vs. Michigan (2011)**  
 81, Matt Wyatt to Jeremy Jones vs. Auburn (1996)  
 81, Derrick Taite to Chris Jones vs. Tennessee (1995)  
 81, B. Threadgill to Dennis Johnson vs. Wash. (1977)  
 80, Derrick Taite to Eric Moulds vs. LSU (1995)  
 80, John Bond to Danny Knight vs. Florida (1982)  
 80, John Bond to Danny Knight vs. Memphis St. (82)  
 80, David Smith to Sammy Milner vs. Tex. Tech (1968)  
 80, Wesley Carroll to Jamaye Smith vs. Ark. (2007)

## SINGLE-GAME PASSING HIGHS

### PASSING YARDS (400+)

466, Derrick Taite vs. Tulane (10-22-1994) - 21-30  
 429, Dave Marler vs. Alabama (11-4-1978) - 28-46  
 421, Wesley Carroll vs. Arkansas (11-17-2007) - 29-51  
 405, Todd Jordan vs. Florida (10-2-1993) - 24-44

### PASSING YARDS (300-399)

384, Mike Henig vs. Kentucky (10-28-2006) - 22-41  
 370, Todd Jordan vs. Memph. (9-4-1993) - 23-43  
 360, Kevin Fant vs. Houston (9-20-2003) - 24-42  
 346, Kevin Fant vs. BYU (12-1-2001) - 20-28  
 340, Kevin Fant vs. Ole Miss (11-28-2002) - 23-42  
 336, Kevin Fant vs. J'ville St. (9-14-2002) - 15-26  
 335, Tony Shell vs. Alabama (10-29-1988) - 21-45  
 312, Tony Shell vs. USM (10-15-1988) - 22-45  
 311, Derrick Taite vs. Tenn. (9-23-1995) - 25-43  
 309, Tony Shell vs. Kentucky (10-13-1990) - 16-30  
 307, Dave Marler vs. Florida St. (10-14-1978) - 17-31  
 306, Dave Marler vs. Ole Miss (11-25-1978) - 23-44

### PASSING YARDS (200-299)

297, Don Smith vs. Alabama (11-2-1985) - 22-45  
 296, Derrick Taite vs. Memph. (9-2-1995) - 18-26  
 290, Tommy Pharr vs. Ole Miss (11-27-1969) - 24-44  
**288, Chris Relf vs. Ole Miss (11-27-2010) - 13-20**  
 288, Derrick Taite vs. Aub. (10-7-1995) - 18-36  
 287, Don Smith vs. Kentucky (11-12-1985) - 13-39

## DEFENSIVE RECORDS

### MOST INTERCEPTIONS

**Game:** \*4, Jack Nix vs. Arkansas (1939)

**Game (Modern Era):** 3, Billy Murphy vs. Ole Miss (1946); Henry Davison vs. Auburn (1976); Billy Stacy vs. Ole Miss (1958); Darren Williams vs. Troy State (2002); Jeramie Johnson vs. Ole Miss (2005)

### MOST INTERCEPTION RETURN YARDS

**Game:** 120, Johnthan Banks vs. Florida (2009) [2 INT]

### HIGHEST YARDS-PER-INTERCEPTION

**Game (Min. 2 INT):** 60.0, Johnthan Banks vs. Florida (2009) [2 for 120 yards]

### MOST TDs ON INTERCEPTION RETURNS

**Game:** 2, Johnthan Banks vs. Florida (10-24-2009)

### MOST TOTAL TACKLES

**Game:** 29, Ray Costict vs. Kentucky (10-9-1976)

### MOST SACKS

**Game:** 5.5, Greg Favors vs. Ole Miss (11-30-1996)

## INDIVIDUAL LONG PLAYS

### INTERCEPTION RETURNS

**100, Johnthan Banks vs. Florida (10-24-2009)**

100, Anthony Johnson vs. Alabama (11-10-2007)

97, Jack Nix vs. Mississippi (11-26-1938)

95, Larry Buie vs. Florida (9-29-1973)

95, Red McElveen vs. Auburn (11-12-1927)

90, Anthony Derricks vs. Auburn (11-1-1997)

88, James Stuart vs. Murray State (11-2-1946)

85, Ben Griffin vs. Birmingham-Southern (11-4-1939)

81, Eugene Clinton vs. Kentucky (11-4-2000)

70, Robert Bean vs. Tennessee (12-5-1998)

70, Ken Phares vs. LSU (11-18-1972)

68, Charlie Davidson vs. LSU (9-10-1994)

## PASSING RECORDS

### MOST ATTEMPTS

**Game:** 53, Joe Reed vs. LSU (11-14-1970)

### MOST COMPLETIONS

**Game:** 32, Tommy Pharr vs. Alabama (11-1-1969)

### MOST CONSECUTIVE COMPLETIONS

**One Game:** 11, Dave Marler vs. Tennessee (10-28-1978)





# INDIVIDUAL GAME RECORDS

287, Greg Plump vs. UNC (1-2-1993) - 24-40  
 285, Kevin Fant vs. Oregon (8-31-2003) - 23-40  
 284, Don Smith vs. USM (9-21-1985) - 13-32  
 283, Mike Davis vs. USM (10-17-1987) - 23-45  
**281, Chris Relf vs. Michigan (1-1-2011) - 18-23**  
 278, Tyson Lee vs. Georgia Tech (10-3-2009) - 20-30  
 277, Tommy Pharr vs. Florida St. (11-9-1968) - 29-38  
 274, Dave Marler vs. Memphis St. (9-23-1978) - 15-23  
 266, Tony Shell vs. Georgia (9-17-1988) - 18-29  
 263, Kevin Fant vs. Ole Miss (11-22-2001) - 14-21  
 262, Wayne Madkin vs. Ala. (11-11-2000) - 18-27  
 261, Tyson Lee vs. Kentucky (11-01-2009) - 26-42  
 261, Derrick Taite vs. LSU (9-9-1995) - 18-35  
 261, Wayne Madkin vs. So. Car. (9-20-2001) - 27-46  
 260, Tony Shell vs. Tulane (11-19-1988) - 22-47  
 258, Tommy Pharr vs. Alabama (11-1-1969) - 32-49  
 258, John Bond vs. Florida (9-25-1982) - 12-25  
 257, Wayne Madkin vs. Vandy (10-2-1999) - 13-22  
**256, Tyler Russell vs. Memphis (9-4-2010) - 13-16**  
 256, Bruce Threadgill vs. Auburn (11-5-1977) - 17-31  
 250, Omarr Conner vs. Maine (9-18-04) - 21-34  
 250, Tommy Pharr vs. USM (10-11-1969) - 18-34  
 248, Joe Reed vs. LSU (11-14-1970) - 24-53  
 248, Dave Marler vs. Auburn (11-11-1978) - 21-35  
 248, Matt Wyatt vs. La. Tech (9-21-1996) - 17-33  
 247, Tommy Pharr vs. LSU (11-15-1969) - 19-34  
 247, Derrick Taite vs. Baylor (9-16-1995) - 13-29  
 246, Joe Reed vs. Texas Tech (10-17-1970) - 16-27  
 246, Kevin Fant vs. Tulane (9-13-2003) - 16-32  
 245, Kevin Fant vs. Memph. (10-11-2003) - 16-34  
 242, Don Smith vs. LSU (11-16-1985) - 13-20  
 241, Omarr Conner vs. Tulane (9-16-2006) - 15-25  
 240, Don Smith vs. Tulane (10-12-1985) - 11-20  
 237, Todd Jordan vs. LSU (9-11-1993) - 12-23  
 235, Wayne Madkin vs. MTSU (9-4-1999) - 16-24  
 234, Mike Henig vs. Georgia (10-14-2006) - 14-31  
 233, Omarr Conner vs. Murray (9-3-2005), 17-24  
 233, Derrick Taite vs. LSU (9-10-1994) - 20-38  
 233, Wayne Madkin vs. Ole Miss (11-25-1999) - 20-33  
 231, Don Smith vs. Tennessee (9-13-1986) - 15-30  
 231, Don Smith vs. Memphis St. (10-4-1986) - 12-24  
 230, S. Robinson vs. Memphis (10-19-1991) - 16-33  
 229, John Bond vs. Tulane (9-4-1982) - 13-16  
 229, John Bond vs. Alabama (10-30-1982) - 18-33  
 228, Dave Marler vs. Tennessee (10-28-1978) - 14-20  
 227, Tommy Pharr vs. Tampa (10-26-1968) - 19-32  
 226, Todd Jordan vs. Alabama (11-13-1993) - 13-25  
 225, Rocky Felker vs. Auburn (11-11-1974) - 16-32  
 225, Don Smith vs. USM (9-20-1986) - 13-27  
**224, Chris Relf vs. Arkansas (11-20-2010) - 20-30**  
 224, Tony Shell vs. Ole Miss (11-26-1988) - 21-45  
 224, Wayne Madkin vs. Arkansas (11-21-1998) - 16-31  
 224, Wayne Madkin vs. USC (9-23-2000) - 17-35  
 223, Michael Henig vs. Tulane (9-8-2007) - 20-31  
 220, Tony Shell vs. Cal-Fullerton (9-15-1990) - 14-28  
 219, Tyson Lee vs. Arkansas (11-22-2009) - 33-40  
 218, Tommy Pharr vs. Auburn (9-28-1968) - 22-44  
 218, Don Smith vs. Missouri (9-22-1984) - 13-of-25  
 217, John Bond vs. Alabama (10-29-1983) - 16-30  
 217, E. Underwood vs. Ole Miss (11-21-1987) - 12-23  
 215, Wayne Madkin vs. LSU (10-21-2000) - 12-26  
 215, Kevin Fant vs. Auburn (9-19-2002) - 19-31  
 215, Kevin Fant vs. Vanderbilt (10-4-2003) - 18-30  
 214, Omarr Conner vs. Ark. (11-20-04) - 20-27  
 213, Tommy Pharr vs. USM (10-12-1968) - 14-37  
 213, Wayne Madkin vs. MTSU (10-28-2000) - 13-18  
 212, Omarr Conner vs. LSU (9-30-2006) - 15-28  
 212, Wayne Madkin vs. Kentucky (11-4-2000) - 11-20  
 210, Kevin Fant vs. Troy State (10-12-2002) - 22-32  
**209, Chris Relf vs. Alcorn State (10-2-2010) - 11-15**  
 209, Matt Wyatt vs. Auburn (10-9-1999) - 17-29  
 208, Joe Reed vs. Houston (10-10-1970) - 21-of-44  
 206, Derrick Taite vs. USC (10-14-1995) - 17-27  
 205, Omarr Conner vs. Georgia (9-24-2005), 19-32  
 205, Sleepy Robinson vs. Ala. (11-2-1991) - 11-20

204, Tommy Pharr vs. Tex. Tech (10-19-1968) - 15-27  
 203, Wesley Carroll vs. Tennessee (10-13-2007) - 18-33  
 203, Tommy Pharr vs. Richmond (9-20-1969) - 20-37  
 202, Rocky Felker vs. NE La. (9-15-1973) - 18-28  
 201, Wayne Madkin vs. Kentucky (11-4-1999) - 8-20  
 200, Tommy Pharr vs. LSU (11-16-1968) - 25-42  
 200, Derrick Taite vs. Kentucky (11-9-1996) - 13-23  
 200, Mike Henig vs. Kentucky (10-29-2005) - 16-31

## PUNTING RECORDS

### MOST PUNTS

**Game:** 16, Bob Hardison vs. Texas Christian (10-24-1936)

### HIGHEST YARDS-PER-PUNT AVERAGE

**Game (Min. 5 punts):** 51.4, Andy Russ vs. Kentucky (11-9-1996) [5 for 257]

**Game (Min. 10 punts):** 47.5, Andy Russ vs. USC (9-28-1996) [10 for 475]

## INDIVIDUAL LONG PLAYS

### PUNTS

84, Mike Patrick vs. Alabama (11-2-1974)  
 82, Mike Patrick vs. William & Mary (9-7-1974)  
 79, Jeff Walker vs. Alabama (11-13-1999)  
 78, Tom McWilliams vs. Arkansas A&M (10-14-1944)  
 78, Billy Murphy vs. Auburn (11-9-1946)  
 77, Bill Schoenrock vs. Tennessee (10-3-1959)  
 74, Sonny Bruce vs. Tulane (10-29-1938)  
 73, Blake McAdams vs. Auburn (9-15-2007)  
 73, Mike Riley vs. Auburn (10-26-1991)  
 72, Blake McAdams vs. Kentucky (11-01-2008)  
 72, Tom McWilliams vs. Duquesne (10-18-1947)  
 72, Andy Russ vs. Kentucky (11-9-1996)

## RECEIVING RECORDS

### MOST RECEPTIONS

**Game:** 15, Eric Moulds vs. Tennessee (1995)

### MOST NET YARDS GAINED

**Game:** 215, David Smith vs. Texas Tech (1970)

### HIGHEST YARDS-PER-CATCH AVERAGE

**Game (Min. 5 rec.):** 32.0, Eric Moulds vs. Tulane (1994) [5 for 160]

**Game (Min. 10 rec.):** 20.8, Jamayel Smith vs. Arkansas (11-17-2007) [10 for 208]

### MOST TOUCHDOWN RECEPTIONS

**Game:** 3, Sammy Milner vs. Florida (9-27-1969)

## SINGLE-GAME RECEIVING HIGHS

### PASS RECEPTIONS

No.	Player	Opponent	Year	Stats
15	Eric Moulds	Tennessee	1995	183 yds
14	David Smith	Ole Miss	1969	194 yds
12	David Smith	Texas Tech	1970	215 yds
12	Sammy Milner	Auburn	1968	146 yds
11	David Smith	Richmond	1969	138 yds
11	Bobby Gossett	Florida St.	1968	96 yds
10	Brandon McRae	Georgia Tech	2008	102 yds
10	Eric Moulds	Auburn	1995	95 yds
10	David Smith	Alabama	1970	75 yds
10	David Smith	Florida	1970	117 yds
10	Sammy Milner	Alabama	1969	77 yds
10	Jamayel Smith	Arkansas	2007	208 yds

### RECEIVING YARDS (200+)

215, David Smith vs. Texas Tech (10-17-1970) - 12  
 208, Jamayel Smith vs. Arkansas (11-17-2007) - 10  
 208, Sammy Milner vs. Texas Tech (10-19-1968) - 9  
 208, Danny Knight vs. Florida (9-25-1982) - 8

### RECEIVING YARDS (100-199)

194, David Smith vs. Ole Miss (11-27-1969) - 14  
 192, Tony Burks vs. Kentucky (10-28-2006) - 7  
 183, Eric Moulds vs. Tennessee (9-23-1995) - 15

175, Mardye McDole vs. Florida St. (10-14-1978) - 9  
 174, Mardye McDole vs. Tennessee (10-28-1978) - 4  
 172, Justin Jenkins vs. Houston (9-20-2003) - 9  
 168, Mardye McDole vs. Alabama (11-4-1978) - 9  
 166, Fred Hadley vs. Alabama (10-29-1988) - 7  
 164, Justin Jenkins vs. Tulane (9-13-2003) - 9  
 160, Danny Knight vs. Tulane (9-4-1982) - 8  
 160, Eric Moulds vs. Tulane (10-22-1994) - 5  
 157, Eric Moulds vs. LSU (9-9-1995) - 8  
 154, Bill Buckley vs. Florida St. (10-13-1973) - 6  
 153, Louis Clark vs. Kentucky (10-12-1985) - 7  
 148, Mardye McDole vs. Auburn (11-5-1977) - 6  
 147, Kelvin Love vs. Kentucky (11-4-1999) - 6  
 146, Sammy Milner vs. Auburn (9-28-1968) - 12  
 144, Chris Jones vs. Florida (10-2-1993) - 5  
 143, Mardye McDole vs. Ole Miss (11-25-1978) - 7  
**140, LaDarius Perkins vs. Ole Miss (11-27-2010) - 3**  
 138, David Smith vs. Richmond (9-20-1969) - 11  
 136, Bill Buckley vs. Kentucky (10-7-1972) - 8  
**133, Chad Bumphis vs. Alcorn State (10-2-2010) - 9**  
 133, Justin Jenkins vs. BYU (12-1-2001) - 7  
 132, Kevin Prentiss vs. Arkansas (11-21-1998) - 7  
 131, David Smith vs. Mississippi (11-21-1970) - 6  
 130, Tony Burks vs. Tulane (9-16-2006) - 4  
 127, Fred Hadley vs. Alabama (10-31-1987) - 5  
 127, Willie Harris vs. South Carolina (10-17-1992) - 8  
 127, Willie Harris vs. North Carolina (1-2-1993) - 8  
 126, Mardye McDole vs. Ole Miss (11-19-1977) - 6  
 125, Art Mordecai vs. Memphis St. (10-27-1984) - 3  
 125, Fred Hadley vs. USM (10-15-1988) - 7  
 124, Bill Buckley vs. Houston (10-28-1972) - 9  
**123, Chad Bumphis vs. Georgia Tech (10-3-2009) - 6**  
 120, Eric Moulds vs. Arkansas (11-5-1994) - 7  
 120, Keffer McGee vs. Auburn (10-7-1995) - 3  
 119, Sammy Milner vs. Florida (10-5-1968) - 8  
 119, Shaston Coleman vs. Memphis (9-2-1995) - 4  
 118, David Smith vs. USM (10-11-1969) - 6  
 118, Tony Burks vs. West Virginia (10-7-2006) - 4  
 118, Sandy Braswell vs. NE Louisiana (9-16-1972) - 5  
 118, Terrell Grindle vs. J'ville State (9-14-2002) - 3  
 118, Justin Jenkins vs. Vanderbilt (10-4-2003) - 8  
 117, Will Prosser vs. Maine (9-18-04) - 4  
 117, David Smith vs. Florida (9-19-1970) - 10  
 116, Glen Young vs. Auburn (10-24-1981) - 8  
 116, Justin Jenkins vs. Ole Miss (11-22-2001) - 7  
 115, Jerry Bouldin vs. Alabama (10-29-1988) - 5  
 115, Kenny Causey vs. Alabama (11-13-1993) - 7  
 115, Ray Ray Bivines vs. Ole Miss (11-28-2002) - 6  
 115, McKinley Scott vs. Houston (9-20-2003) - 6  
 114, Bill Buckley vs. Kentucky (10-6-1973) - 9  
 114, James Bloodworth vs. Alabama (11-2-1985) - 5  
 113, Willie Harris vs. Kentucky (10-13-1990) - 5  
 113, Willie Harris vs. Memphis St. (10-19-1991) - 5  
 113, Justin Jenkins vs. Auburn (10-18-2003) - 7  
**112, Brandon Heavens vs. Memphis (9-4-2010) - 5**  
 112, Jerry Price vs. LSU (11-14-1981) - 3  
 112, Danny Knight vs. Arkansas St. (9-11-1982) - 3  
 111, Danny Knight vs. Alabama (10-29-1983) - 6  
 110, Mardye McDole vs. Memphis St. (9-23-1978) - 5  
 110, Danny Knight vs. Ole Miss (11-20-1982) - 3  
 109, Harland Reed vs. LSU (11-12-1966) - 6  
 109, Terrell Grindle vs. Auburn (10-9-1999) - 6  
 109, Kelvin Love vs. Alabama (11-13-1999) - 4  
 109, Ray Ray Bivines vs. J'ville State (9-14-2002) - 2  
 108, Terrell Grindle vs. Kentucky (11-2-2002) - 3  
 106, Tony Burks vs. Georgia (10-21-2006) - 4  
 106, Gavin Rees vs. Rice (10-11-1975) - 7  
 106, Robert Isaac vs. La. Tech (9-21-1996) - 6  
 106, Kevin Prentiss vs. Oklahoma St. (9-19-1998) - 3  
 106, Terrell Grindle vs. South Carolina (10-5-2002) - 5  
 105, John Grace vs. Murray State (11-2-1946) - 2  
 105, Bill Buckley vs. Northeast La. (9-16-1972) - 4  
 103, Tony Burks vs. LSU (9-30-2006) - 4  
 103, Bill Buckley vs. Ole Miss (11-25-1972) - 6  
 103, Kenny Rogers vs. Florida (9-28-1985) - 7



# INDIVIDUAL GAME RECORDS



- 103, Fred Hadley vs. Southern Miss (10-17-1987) - 7
- 102, Brandon McRae vs. Georgia Tech (9-20-2008) - 10
- 102, Sammy Milner vs. Florida (9-27-1969) - 9
- 102, David Smith vs. LSU (11-15-1969) - 5
- 101, Anthony Dixon vs. Ole Miss (11-23-2007) - 7
- 101, Kevin Prentiss vs. USC (9-27-1997) - 2
- 100, Chad Bumphis vs. Memphis (9-4-2010) - 4**
- 100, Howard Lewis vs. Auburn (9-22-1974) - 7

## PUNT RETURN RECORDS

### MOST PUNT RETURNS

**Game:** 17, A.B. Stubbs vs. TCU (10-24-1936)

### MOST PR NET YARDS GAINED

**Game:** 157, Bobby Herrington vs. Vanderbilt (1933)

### MOST PUNT RETURN TOUCHDOWNS

**Game:** 1, many times [Last: Derek Pegues vs. Ole Miss (11-23-2007)]

## KICKOFF RETURN RECORDS

### MOST KICKOFF RETURNS

**Game:** 7, Fred Reid vs. Kentucky (11-2-2002); Nick Turner vs. Tennessee (11-15-2003); Leon Berry vs. Auburn (9-12-2009), vs. Florida (10-24-2009)

### MOST KR NET YARDS GAINED

**Game:** 186, Leon Berry vs. Auburn (9-12-2009)

### MOST KICKOFF RETURN TOUCHDOWNS

**Game:** 1, many times [Last: Leon Berry vs. Alcorn State (10-2-2010)]

## INDIVIDUAL LONG PLAYS

### KICKOFF RETURNS

- 100, Glen Young vs. LSU (11-15-1980)
- 100, Fred Reid vs. Memphis (10-11-2003)
- 99, Carl Sikes vs. LSU (11-25-1933)
- 98, Dennis Cross vs. Howard (10-3-1936)
- 97, Leon Berry vs. Alcorn State (10-2-2010)
- 96, Jerry Bouldin vs. Southern Mississippi (9-9-1989)
- 95, Morley Jennings vs. Howard (11-18-1910)
- 95, Frank Smith vs. Howard (11-18-1910)
- 95, Blondy Black vs. Ole Miss (11-28-1942)
- 95, Marcus Rhoden vs. Southern Miss. (10-8-1966)
- 94, Kevin Prentiss vs. Kentucky (9-6-1997)
- 93, Tom McWilliams vs. Auburn (11-11-1944)

### PUNT RETURNS

- 90, Ken Phares vs. Lamar (10-16-1971)
- 89, Marcus Rhoden vs. Houston (9-18-1965)
- 88, Frank Dowsing vs. Alabama (10-30-1971)
- 87, Glen Young vs. Vanderbilt (9-19-1981)
- 83, Kevin Prentiss vs. Tennessee (12-5-1998)
- 82, Jim Tait vs. Memphis State (10-1-1955)
- 81, Derek Pegues vs. Jacksonville St. (10-14-2006)
- 80, Harvey Johnson vs. Howard (9-23-1939)
- 77, Richard Blackmore vs. Kansas State (10-5-1974)
- 76, Scott Gumina vs. Tulane (9-25-1993)
- 75, Derek Pegues vs. Ole Miss (11-23-2007)
- 74, Pete Polovina vs. Auburn (11-4-1950)

## RUSHING RECORDS

### MOST ATTEMPTS

**Game:** 40, Michael Davis vs. Ole Miss (11-27-1993)

### MOST NET YARDS GAINED

**Game:** 252, Anthony Dixon, vs. Kentucky (10-31-2009)

### MOST NET YARDS GAINED (QB)

**Game:** 163, John Bond vs. Ole Miss (11-22-1980)

### MOST NET YARDS GAINED (FRESHMAN)

**Game:** 198, Dennis Johnson vs. Memphis St. (10-19-1974)

### HIGHEST YARDS-PER-RUSH AVERAGE

**Game (Min. 5 att.):** 19.5, Blondy Black vs. Duquesne (11-14-1942) [6 for 117 yards]

**Game (Min. 10 att.):** 12.6, Marcus Rhoden vs. Florida (9-26-1964) [10 for 126 yards]

**Game (Min. 20 att.):** 9.4, Kevin Bouie vs. Kentucky (10-29-1994) [23 for 217 yards]

**Game (Min. 30 att.):** 7.6, Anthony Dixon vs. Kentucky (10-31-2009) [33 for 252 yards]

### MOST TOUCHDOWNS

**Game:** 7, Harry Furman vs. Southern Bap. (1907) & Mercer (1907); Harry McArthur vs. C'land (1914)

**Modern Game:** 4, Jackie Parker vs. Arkansas State (1952); Art Davis vs. LSU (1954); James Jones vs. Memphis State (1978); John Bond vs. LSU (1983); Keffer McGee vs. Northeast Louisiana (1995); James Johnson vs. UCF (1997)

## SINGLE-GAME RUSHING HIGHS

### RUSHING ATTEMPTS

No.	Player	Opp.	Year	Yards
40	Michael Davis	Ole Miss	1993	154
36	James Johnson	Alabama	1998	237
35	Tommy Garrison	Texas Tech	1967	110
34	Jerious Norwood	Ole Miss	2005	204
<b>33</b>	<b>Vick Ballard</b>	<b>Arkansas</b>	<b>2010</b>	<b>150</b>
33	Michael Davis	USC	1993	128
33	Anthony Dixon	Kentucky	2009	252
32	Anthony Dixon	UAB	2007	152
32	Tom McWilliams	LSU	1944	139
32	Tom McWilliams	Tulane	1947	145
32	Keffer McGee	Baylor	1995	132
<b>31</b>	<b>Chris Relf</b>	<b>Arkansas</b>	<b>2010</b>	<b>103</b>
31	Keffer McGee	NE La.	1995	181
30	James Jones	LSU	1978	162
30	John Bond	Ole Miss	1983	129

### RUSHING YARDS (200+)

- 252, Anthony Dixon vs. Kentucky (2009), 33
- 247, Jerious Norwood vs. Houston (2005), 24
- 237, James Johnson vs. Alabama (1998) - 36
- 217, Kevin Bouie vs. Kentucky (1994) - 23
- 209, James Johnson vs. Kentucky (1998) - 28
- 204, Jerious Norwood vs. Ole Miss (2005) - 54
- 201, Jerious Norwood vs. UAB (2004) - 24

### RUSHING YARDS (150-199)

- 198, Dennis Johnson vs. Memphis (1974) - 26
- 198, James Johnson vs. Alabama (1997) - 23
- 192, James Johnson vs. Memphis (1998) - 25
- 191, Keffer McGee vs. Memphis (1996) - 23
- 183, Walter Packer vs. UNC (1974) - 24
- 182, Keffer McGee vs. Louisiana Tech (1996) - 26
- 181, Michael Haddix vs. Colorado State (1981) - 17
- 181, Keffer McGee vs. Northeast La. (1995) - 31
- 179, Anthony Dixon vs. Arkansas (11-22-08) - 23
- 176, Anthony Dixon vs. Arkansas (2009) - 24
- 174, Jerious Norwood vs. Florida (2004) - 29
- 174, Hank Phillips vs. Tulane (1987) - 26
- 172, Dizenzo Miller vs. Florida (2000) - 19
- 169, Joe Fortunato vs. N. Texas St. (1952) - 23
- 167, Kenny Roberts vs. Vanderbilt (1989) - 14

- 165, Jerious Norwood vs. Kent. (2004) - 24
- 164, Terry Vitrano vs. North Carolina (1974) - 20
- 163, John Bond vs. Mississippi (1980) - 15
- 162, James Jones vs. LSU (1978) - 30
- 158, John Bond vs. LSU (1983) - 21
- 156, Bruce Threadgill vs. LSU (1976) - 20
- 156, Kenny Roberts vs. LSU (1991) - 22
- 156, Dontae Walker vs. Florida (2000) - 25
- 155, Jim Cumberbatch vs. Colo. St. (1984) - 21
- 155, Nick Turner vs. Tulane (2003) - 20
- 154, Michael Davis vs. Mississippi (1993) - 40
- 152, Anthony Dixon vs. UAB (10-6-2007) - 32
- 150, Vick Ballard vs. Arkansas (11-20-2010) - 33**
- 150, William Prince vs. Northeast La. (1989) - 19

### RUSHING YARDS (100-149)

- 149, Walter Packer vs. Memphis State (1976) - 17
- 149, Don Smith vs. Memphis State (1985) - 26
- 148, Tom McWilliams vs. Auburn (1944) - 16
- 148, Walter Packer vs. Georgia (1974) - 20
- 148, William Prince vs. Memphis St. (1989) - 20
- 147, Joe Robertson vs. Alabama (1952) - 17
- 146, Walter Packer vs. Louisville (1975) - 29
- 146, James Johnson vs. C. Florida (1997) - 26
- 145, Tom McWilliams vs. Tulane (1947) - 32
- 145, Fred Collins vs. Mississippi (1979) - 16
- 144, Wayne Jones vs. Florida State (1973) - 16
- 144, Michael Haddix vs. Vanderbilt (1980) - 21
- 144, James Johnson vs. USC (1998) - 16
- 143, Dontae Walker vs. Texas A&M (2000) - 16
- 142, Kevin Bouie vs. Arkansas (1994) - 22
- 141, Walter Packer vs. LSU (1975) - 16
- 141, Kevin Bouie vs. Mississippi (1994) - 27
- 139, Tom McWilliams vs. LSU (1944) - 32
- 139, Michael Davis vs. Mississippi (1994) - 24
- 138, Jerious Norwood vs. Kentucky (2003) - 11
- 138, Jerious Norwood vs. Kentucky (2002) - 15
- 137, Dennis Johnson vs. Florida (1974) - 24
- 137, Rockey Felker vs. Lamar (1974) - 18
- 137, Don Smith vs. Tulane (1985) - 20
- 137, James Johnson vs. ETSU (1998) - 21
- 136, Dizenzo Miller vs. Auburn (2000) - 20
- 135, Anthony Dixon vs. Middle Tennessee (2009) - 27
- 135, Michael Haddix vs. Vanderbilt (1981) - 14
- 134, Vick Ballard vs. Houston (2010) - 14**
- 134, Anthony Dixon vs. Houston (2009) - 21
- 134, Sleepy Robinson vs. Kentucky (1991) - 23
- 133, Anthony Dixon vs. Ole Miss (2009) - 29
- 133, David Fair vs. Tennessee (1987) - 12
- 133, James Johnson vs. Memphis (1997) - 21
- 133, James Johnson vs. Auburn (1998) - 25
- 133, Jerious Norwood vs. Kentucky (2003) - 11
- 132, Wayne Jones vs. Florida (1973) - 21
- 132, Dennis Johnson vs. Louisville (1976) - 17
- 132, Keffer McGee vs. Baylor (1995) - 32
- 131, Chris Relf vs. Ole Miss (2009) - 15**
- 131, LaDarius Perkin vs. UAB (2010) - 18**
- 131, Anthony Dixon vs. Tulane (9-8-2007) - 27
- 131, Joe Reed vs. Vanderbilt (1970) - 18
- 131, Dennis Johnson vs. Florida (1975) - 15
- 131, Dizenzo Miller vs. Kentucky (2001) - 26
- 130, Joe Fortunato vs. Tulane (1952) - 19
- 130, Don Smith vs. Southern Miss (1984) - 11
- 130, Keffer McGee vs. South Carolina (1995) - 29
- 129, Charles Evans vs. Tulane (1953) - 18
- 129, John Bond vs. Mississippi (1983) - 30
- 128, Lawrence Matulich vs. USM (1947) - 22
- 128, Michael Davis vs. South Carolina (1993) - 33
- 127, Kenny Roberts vs. Memphis St. (1990) - 25
- 127, Keffer McGee vs. Kentucky (1995) - 29
- 126, Anthony Dixon vs. Middle Tennessee (2008) - 27
- 126, Marcus Rhoden vs. Florida (1964) - 10
- 126, James Jones vs. North Texas State (1977) - 12
- 126, Kenny Roberts vs. Texas (1992) - 16
- 125, Anthony Dixon vs. Ole Miss (2006) - 25





# INDIVIDUAL GAME RECORDS

- 125, Walter Packer vs. Kansas State (1974) - 16
- 125, Walter Packer vs. Memphis State (1974) - 18
- 125, Rodney Peters vs. Tulane (1986) - 14
- 124, Hank Phillips vs. LSU (1987) - 29
- 124, Michael Davis vs. Tulane (1993) - 21
- 123, Anthony Dixon vs. Vanderbilt (2009) - 21
- 123, Jerious Norwood vs. Murray (2005) - 16
- 123, Walter Packer vs. William & Mary (1974) - 8
- 123, Kevin Bouie vs. Alabama (1994) - 17
- 123, Nick Turner vs. Auburn (2003) - 13
- 121, Anthony Dixon vs. Alabama (2006) - 25
- 121, Jerious Norwood vs. Kentucky (2005) - 20
- 121, Andy Rhoades vs. Georgia (1966) - 20
- 121, Wayne Jones vs. LSU (1973) - 19
- 121, Kenny Roberts vs. Tulane (1990) - 10
- 121, Dontae Walker vs. Mississippi (2000) - 14
- 121, Dicenso Miller vs. Mississippi (2001) - 22
- 120, Joe Fortunato vs. Arkansas State (1952) - 13
- 120, Walter Packer vs. Louisville (1974) - 11
- 120, Walter Packer vs. Florida (1976) - 12
- 120, Kevin Bouie vs. Arkansas (1993) - 25
- 120, Michael Davis vs. Tennessee (1994) - 26
- 120, Michael Davis vs. Arkansas State (1994) - 17
- 120, Michael Davis vs. South Carolina (1994) - 21
- 120, Tony Buckhalter vs. Northeast La. (1996) - 19
- 120, Dontae Walker vs. Oklahoma State (1999) - 8
- 119, Vick Ballard vs. Alcorn State (2010) - 8**
- 119, Christian Ducre vs. Kentucky (2007) - 19
- 119, Wayne Jones vs. Alabama (1973) - 22
- 119, Dennis Johnson vs. Memphis State (1976) - 15
- 119, James Johnson vs. Mississippi (1997) - 21
- 119, Dicenso Miller vs. Brigham Young (2001) - 12
- 118, Joe Fortunato vs. Mississippi (1952) - 21
- 118, Hank Phillips vs. Alabama (1987) - 25
- 118, Dicenso Miller vs. LSU (2000) - 17
- 117, Wayne Jones vs. Vanderbilt (1973) - 13
- 117, Michael Haddix vs. Louisiana Tech (1980) - 15
- 117, Hank Phillips vs. Alabama (1985) - 22
- 117, Keffer McGee vs. Arkansas (1995) - 27
- 117, Dicenso Miller vs. Kentucky (2000) - 19
- 117, Dontae Walker vs. Alabama (2000) - 16
- 116, Wayne Jones vs. Auburn (1973) - 29
- 116, John Bond vs. Louisiana Tech (1980) - 13
- 115, Wally Beech vs. Alabama (1950) - 18
- 115, Orlando Lundie vs. LSU (1984) - 22
- 114, Harper Davis vs. Auburn (47) - 7
- 114, Walter Packer vs. Rice (1975) - 18
- 114, James Jones vs. Memphis State (1978) - 10
- 114, John Bond vs. Arkansas State (1982) - 13
- 114, Rodney Peters vs. Arkansas State (1985) - 20
- 114, Dicenso Miller vs. MTSU (2000) - 12
- 113, Wayne Jones vs. Louisville (1973) - 23
- 113, Bruce Threadgill vs. Florida (1975) - 22
- 113, Dennis Johnson vs. Washington (1977) - 23
- 113, Michael Haddix vs. Memphis State (1982) - 10
- 113, Robert Isaac vs. Memphis (1997) - 20
- 113, Jerious Norwood vs. Vanderbilt (2003) - 22
- 112, Jerious Norwood vs. Tulane (04) - 20
- 112, Michael Haddix vs. LSU (1982) - 15
- 112, James Johnson vs. Texas (1999) - 22
- 111, Jerious Norwood vs. Florida (2005) - 13
- 111, Albert Williams vs. USL (1987) - 8
- 111, Orlando Wade vs. Vanderbilt (1989) - 19
- 111, James Johnson vs. Vanderbilt (1998) - 23
- 111, Tay Galloway vs. LSU (1990) - 22
- 111, Fred Reid vs. Troy State (2002) - 18
- 110, Tommy Garrison vs. Texas Tech (1967) - 35
- 110, Nakia Greer vs. Northeast La. (1996) - 10
- 109, Chris Relf vs. Georgia (2010) - 20**
- 109, Jerious Norwood vs. Arkansas (2004) - 23
- 109, Billy Hill vs. Memphis State (1959) - 10
- 109, Dennis Johnson vs. Kentucky (1976) - 23
- 109, Stanley Howell vs. USM (1979) - 8
- 109, Hank Phillips vs. Auburn (1985) - 15
- 109, Don Smith vs. Mississippi (1986) - 21

- 108, Anthony Dixon vs. Tennessee (2007) - 26
- 108, Wally Beech vs. Clemson (1949) - 17
- 108, Keffer McGee vs. South Carolina (1996) - 24
- 108, Dicenso Miller vs. Memphis (2001) - 12
- 107, Anthony Dixon vs. Vanderbilt (2008) - 27
- 107, Barry Cotney vs. Tampa (1965) - 11
- 107, Donald King vs. Miami (1980) - 13
- 107, Don Smith vs. Tulane (1986) - 17
- 107, Michael Davis vs. Alabama (1994) - 21
- 106, Anthony Dixon vs. Georgia Tech (2009) - 18
- 106, Anthony Dixon vs. LSU (2009) - 27
- 106, Ode Burrell vs. Tulane (1962) - 4
- 106, Lewis Grubbs vs. Alabama (1970) - 8
- 106, Michael Haddix vs. Tulane (1982) - 14
- 105, Jackie Parker vs. Arkansas State (1952) - 18
- 105, Bruce Threadgill vs. Kentucky (1976) - 24
- 105, Henry Koontz vs. Colorado St. (1981) - 23
- 105, Hank Phillips vs. La. Tech (1988) - 19
- 105, Kevin Bouie vs. Tulane (1993) - 15
- 104, Andy Rhoades vs. Richmond (1966) - 21
- 104, Rocky Felker vs. Vanderbilt (1973) - 7
- 104, Bruce Threadgill vs. Auburn (1975) - 20
- 104, Dwayne Brown vs. Memphis State (1979) - 14
- 104, Stanley Howell vs. Auburn (1979) - 8
- 104, Al Rickey Edwards vs. Navy (1983) - 16
- 104, Don Smith vs. Syracuse (1985) - 17
- 104, Don Smith vs. Florida (1986) - 24
- 104, Wayne Madkin vs. BYU (2000) - 7
- 104, Dontae Walker vs. MTSU (2000) - 14
- 104, Dicenso Miller vs. Alabama (2000) - 16
- 103, Chris Relf vs. Arkansas (2010) - 31**
- 103, Vick Ballard vs. Kentucky (2010) - 14**
- 103, Anthony Dixon vs. Auburn (2007) - 29
- 103, Dwayne Brown vs. Florida State (1979) - 25
- 103, Robert Isaac vs. Northeast La. (1996) - 14
- 102, Hoyle Granger vs. Alabama (1965) - 21
- 102, Melvin Barkum vs. Florida St. (1972) - 12
- 102, Don Smith vs. Syracuse (1985) - 23
- 102, Don Smith vs. Tennessee (1986) - 14
- 102, Karl Williamson vs. Tulane (1993) - 12
- 102, Michael Davis vs. Alabama (1993) - 23
- 101, Don Morris vs. Tulane (1953) - 15
- 101, Hoyle Granger vs. Alabama (1964) - 17
- 101, Dennis Johnson vs. Southern Miss (1976) - 19
- 101, Michael Haddix vs. Mississippi (1982) - 15
- 101, Dontae Walker vs. Kentucky (2000) - 15
- 101, Dontae Walker vs. Alabama (2001) - 15
- 100, Wally Beech vs. Mississippi (1950) - 19
- 100, Walter Packer vs. USM (1975) - 15
- 100, Michael Haddix vs. Marshall (1979) - 8
- 100, Don Smith vs. Missouri (1984) - 19
- 100, Michael Davis vs. Kentucky (1992) - 8

## INDIVIDUAL LONG PLAYS

### RUSHING PLAYS

- 98, Stanley Howell vs. Southern Miss (10-27-79)
- 97, Blondy Black vs. Duquesne (11-14-42)
- 90, Ode Burrell vs. Tulane (10-12-62)
- 90, Fred Collins vs. Mississippi (11-24-79)
- 87, John Bond vs. Auburn (10-23-82)
- 87, Kenny Roberts vs. Vanderbilt (9-2-89)
- 85, Blondy Black vs. San Francisco (12-6-41)
- 85, Walter Packer vs. LSU (11-15-75)
- 84, Don Smith vs. Southern Miss (10-6-84)
- 83, James Johnson vs. Alabama (11-15-97)

## INDIVIDUAL SCORING RECORDS

### MOST POINTS SCORED

- Game:** 42, Harry McArthur vs. Cumberland (1914) [7 TD]
- Modern Game:** 29, Jackie Parker vs. Ark. St. (1952)

### MOST POINTS SCORED BY A KICKER

- Game:** 16, Brian Hazelwood vs. Ark. (11-21-1998)

### MOST TOUCHDOWNS SCORED

- Game:** 7, Harry Furman vs. Southern Baptist (10-19-1907) & Mercer (10-24-1907); Harry McArthur vs. Cumberland (10-7-1914)

### MOST POINTS RESPONSIBLE FOR (RUSHING, PASSING & KICKING)

- Game:** 42, Harry McArthur vs. Cumberland (1914) [7 TD]; Jackie Parker vs. Auburn (1952) [6 TD & 6 PAT]

### MOST FIELD GOALS MADE

- Game:** 5, Tim Rogers vs. NC State (1-2-1995); Brian Hazelwood vs. Arkansas (11-21-1998); **Derek DePasquale vs. UAB (10-23-2010)**

### MOST FIELD GOALS ATTEMPTED

- Game:** 5, Dave Marler vs. Mississippi (11-19-1977); Artie Cosby vs. Kentucky (10-12-1985); Joel Logan vs. Tulane (11-7-1987); Brian Hazelwood vs. Arkansas (11-21-1998); **Derek DePasquale vs. UAB (10-23-2010)**

## INDIVIDUAL LONG PLAYS

### FIELD GOALS

- 54, Artie Cosby vs. Memphis State (10-5-1985)
- 53, Kinney Jordan vs. Florida (9-27-1975)
- 53, Kinney Jordan vs. Louisville (9-18-1976)
- 53, Brian Hazelwood vs. Memphis State (8-30-1997)
- 53, Brent Smith vs. Tennessee (11-16-2002)
- 52, Brian Hazelwood vs. Vanderbilt (9-5-1998)
- 52, Brent Smith vs. LSU (9-28-2002)
- 51, Dana Moore vs. Memphis State (9-5-1981)
- 51, Dana Moore vs. Auburn (10-23-1982)
- 51, Artie Cosby vs. LSU (11-12-1983)
- 51, Artie Cosby vs. Mississippi (11-19-1983)
- 51, Brian Hazelwood vs. Georgia (10-5-1996)
- 51, Brian Hazelwood vs. Memphis (8-30-1997)
- 51, Scott Westerfield vs. Middle Tenn. (9-4-1999)

## INDIVIDUAL TOTAL OFFENSE RECORDS

### MOST PLAYS

- Game:** 62, Joe Reed vs. LSU (11-14-1970)

### MOST NET YARDS GAINED

- Game:** 468, Derrick Taite vs. Tulane (10-22-1994)

### TOUCHDOWNS RESPONSIBLE FOR (RUSHING & PASSING)

- Game:** 6, Jackie Parker vs. Auburn (11-8-1952)

## INDIVIDUAL SINGLE-GAME HIGHS

### TOTAL OFFENSE

Yds.	Player	Opp.	Year	Stats
468	Derrick Taite	Tulane	1994	2r/466p
441	Wes Carroll	Arkansas	2007	20r/421p
408	Dave Marler	Alabama	1978	-21r/429p
395	Todd Jordan	Florida	1993	-10r/405p
391	Mike Henig	Kentucky	2006	7r/384p
377	Don Smith	Tulane	1985	137r/240p
371	Kevin Fant	Jacksonville St.	2002	35r/336p
363	Kevin Fant	BYU	2001	17r/346p
356	Todd Jordan	Memphis St.	1993	-14r/370p
<b>354</b>	<b>Chris Relf</b>	<b>Ole Miss</b>	<b>2010</b>	<b>66r/288p</b>
351	Kevin Fant	Houston	2003	9r/360p
333	Don Smith	Tennessee	1986	102r/231p
<b>327</b>	<b>Chris Relf</b>	<b>Arkansas</b>	<b>2010</b>	<b>103r/224p</b>
326	Dave Marler	Florida State	1978	19r/307p



# INDIVIDUAL GAME RECORDS



## INDIVIDUAL LONG PLAYS

### INTERCEPTION RETURNS

- 100, **Johnthan Banks vs. Florida (10-24-2009)**
- 100, Anthony Johnson vs. Alabama (11-10-2007)
- 97, Jack Nix vs. Mississippi (11-26-1938)
- 95, Larry Buie vs. Florida (9-29-1973)
- 95, Red McElveen vs. Auburn (11-12-1927)
- 90, Anthony Derricks vs. Auburn (11-1-1997)
- 88, James Stuart vs. Murray State (11-2-1946)
- 85, Ben Griffin vs. Birmingham-Southern (11-4-1939)
- 81, Eugene Clinton vs. Kentucky (11-4-2000)
- 71, **Charles Mitchell vs. Houston (10-10-2009)**
- 70, Robert Bean vs. Tennessee (12-5-1998)
- 70, Ken Phares vs. LSU (11-18-1972)

### PASS PLAYS

- 91, Kevin Fant to Terrell Grindle vs. Kentucky (2002)
- 89, Kevin Fant to Ray Ray Bivines vs. J'ville St. (2002)
- 87, Tommy Pharr to Eric Hoggatt vs. Florida (1969)
- 84, Omarr Conner to Ty Freeman vs. Ole Miss (2004)
- 84, Derrick Taitte to Keffer McGee vs. Auburn (1995)
- 83, Bill Stanton to William Earl Morgan vs. UK (1955)
- 82, Wayne Madkin to Terrell Grindle vs. LSU (2000)
- 81, **Chris Relf to LaDarius Perkins vs. Michigan (2011)**
- 81, Matt Wyatt to Jeremy Jones vs. Auburn (1996)
- 81, Derrick Taitte to Chris Jones vs. Tennessee (1995)
- 81, B. Threadgill to Dennis Johnson vs. Wash. (1977)
- 80, Derrick Taitte to Eric Moulds vs. LSU (1995)
- 80, John Bond to Danny Knight vs. Florida (1982)
- 80, John Bond to Danny Knight vs. Memphis St. (1982)
- 80, David Smith to Sammy Milner vs. Tex. Tech (1968)
- 80, Wesley Carroll to Jamayel Smith vs. Ark. (2007)

### RUSHING PLAYS

- 98, Stanley Howell vs. Southern Miss (10-27-79)
- 97, Blondy Black vs. Duquesne (11-14-42)
- 90, Ode Burrell vs. Tulane (10-12-62)
- 90, Fred Collins vs. Mississippi (11-24-79)
- 87, John Bond vs. Auburn (10-23-82)
- 87, Kenny Roberts vs. Vanderbilt (9-2-89)
- 85, Blondy Black vs. San Francisco (12-6-41)
- 85, Walter Packer vs. LSU (11-15-75)
- 84, Don Smith vs. Southern Miss (10-6-84)
- 83, James Johnson vs. Alabama (11-15-97)

## KICKOFF RETURNS

- 100, Glen Young vs. LSU (11-15-1980)
- 100, Fred Reid vs. Memphis (10-11-2003)
- 99, Carl Sikes vs. LSU (11-25-1933)
- 98, Dennis Cross vs. Howard (10-3-1936)
- 97, Leon Berry vs. Alcorn State (10-2-2010)
- 96, Jerry Bouldin vs. Southern Mississippi (9-9-1989)
- 95, Morley Jennings vs. Howard (11-18-1910)
- 95, Frank Smith vs. Howard (11-18-1910)
- 95, Blondy Black vs. Ole Miss (11-28-1942)
- 95, Marcus Rhoden vs. Southern Miss. (10-8-1966)
- 94, Kevin Prentiss vs. Kentucky (9-6-1997)
- 93, Tom McWilliams vs. Auburn (11-11-1944)

## PUNT RETURNS

- 90, Ken Phares vs. Lamar (10-16-1971)
- 89, Marcus Rhoden vs. Houston (9-18-1965)
- 88, Frank Dowsing vs. Alabama (10-30-1971)
- 87, Glen Young vs. Vanderbilt (9-19-1981)
- 83, Kevin Prentiss vs. Tennessee (12-5-1998)
- 82, Jim Tait vs. Memphis State (10-1-1955)
- 81, Derek Pegues vs. Jacksonville St. (10-14-2006)
- 80, Harvey Johnson vs. Howard (9-23-1939)
- 77, Richard Blackmore vs. Kansas State (10-5-1974)
- 76, Scott Gumina vs. Tulane (9-25-1993)
- 75, Derek Pegues vs. Ole Miss (11-23-2007)
- 74, Pete Polovina vs. Auburn (11-4-1950)

## PUNTS

- 84, Mike Patrick vs. Alabama (11-2-1974)
- 82, Mike Patrick vs. William & Mary (9-7-1974)
- 79, Jeff Walker vs. Alabama (11-13-1999)
- 78, Tom McWilliams vs. Arkansas A&M (10-14-1944)
- 78, Billy Murphy vs. Auburn (11-9-1946)
- 77, Bill Schoenrock vs. Tennessee (10-3-1959)
- 74, Sonny Bruce vs. Tulane (10-29-1938)
- 73, Blake McAdams vs. Auburn (9-15-2007)
- 73, Mike Riley vs. Auburn (10-26-1991)
- 72, Blake McAdams vs. Kentucky (11-01-08)
- 72, Tom McWilliams vs. Duquesne (10-18-1947)
- 72, Andy Russ vs. Kentucky (11-9-1996)

## FIELD GOALS

- 54, Artie Cosby vs. Memphis State (10-5-1985)
- 53, Kinney Jordan vs. Florida (9-27-1975)
- 53, Kinney Jordan vs. Louisville (9-18-1976)
- 53, Brian Hazelwood vs. Memphis (8-30-1997)
- 53, Brent Smith vs. Tennessee (11-16-2002)
- 52, Brian Hazelwood vs. Vanderbilt (9-5-1998)
- 52, Brent Smith vs. LSU (9-28-2002)
- 51, Dana Moore vs. Memphis State (9-5-1981)
- 51, Dana Moore vs. Auburn (10-23-1982)
- 51, Artie Cosby vs. LSU (11-12-1983)
- 51, Artie Cosby vs. Mississippi (11-19-1983)
- 51, Brian Hazelwood vs. Georgia (10-5-1996)
- 51, Brian Hazelwood vs. Memphis (8-30-1997)
- 51, Scott Westerfield vs. Middle Tenn. (9-4-1999)





# ATTENDANCE RECORDS

## TOP 20 HOME CROWDS

1.	11-14-09	Alabama	3-31	L	58,103
2.	10-24-09	Florida	19-29	L	57,178
3.	9-25-10	Georgia	W 24-12		56,721
4.	10-23-10	UAB	W 29-24		56,423
5.	11-20-10	Arkansas	31-38	L	56,406
6.	11-10-07	Alabama	W 17-12		56,118
7.	9-4-10	Memphis	W 49-7		56,032
8.	11-28-09	Ole Miss	W 41-27		55,365
9.	11-16-02	Tennessee	17-35	L	54,807
10.	9-9-10	Auburn	14-17	L	54,806
11.	9-5-09	Jackson State	W 45-7		54,232
12.	10-30-10	Kentucky	W 24-17		54,168
13.	11-26-05	Ole Miss	W 35-14		53,655
14.	9-26-09	LSU	26-30	L	53,612
15.	11-27-03	Ole Miss	0-31	L	53,582
16.	9-13-08	Auburn	2-3	L	52,911
17.	8-30-03	Oregon	34-42	L	52,856
18.	9-19-02	Auburn	14-42	L	52,583
19.	11-5-05	Alabama	0-17	L	52,125
20.	9-04-04	Tulane	W 28-7		52,114

## YEARLY HOME ATTENDANCE

YEAR	GMS	ATT.	AVG.	RECORD
2010	7	384,995	54,999	5-2
2009	7	376,544	53,792	2-5
2008	6	260,716	43,453	4-2
2007	6	295,775	49,296	4-2
2006	7	290,688	41,527	1-6
2005	6	286,127	47,688	2-4
2004	6	306,545	43,792	3-4
2003	6	286,000	47,667	2-4
2002	6	289,748	48,291	2-4
2001	7	296,456	42,351	3-4
2000	5	214,790	42,958	4-1
1999	7	264,749	37,821	7-0
1998	5	186,925	37,385	5-0
1997	7	234,259	33,466	5-2
1996	6	207,360	34,560	2-4
1995	6	201,507	33,584	2-4
1994	6	219,088	36,515	4-2
1993	6	206,721	34,454	2-3-1
1992	5	197,099	39,420	4-1
1991	6	212,519	35,420	5-1
1990	5	172,827	34,565	2-3
1989	4	119,080	29,770	4-0
1988	4	135,218	33,805	1-3
1987	5	141,011	28,202	3-2
1986	4	157,565	39,391	2-2
1985	5	145,974	29,195	4-1
1984	4	119,913	29,978	2-2
1983	4	116,845	29,211	1-3
1982	4	127,665	31,916	2-2
1981	2	65,270	32,635	2-0
1980	2	68,924	34,462	1-1
1979	2	61,000	30,500	1-1
1978	2	69,100	34,550	1-1
1977	2	67,000	33,500	1-1
1976	3	89,000	29,667	3-0
1975	2	60,000	30,000	2-0
1974	2	66,000	33,000	2-0
1973	3	83,667	27,889	1-0-2
1972	3	76,000	25,333	3-0
1971	3	82,000	27,333	1-2
1970	2	61,000	30,500	1-1
<b>TOTALS</b>	<b>177</b>	<b>6,701,350</b>	<b>37,860</b>	<b>101-74-3</b>

## SEASON ATTENDANCE RECORDS

# GAMES	ATTENDANCE/YEAR	AVG.
2 GAMES	69,100 IN 1978	34,550
3 GAMES	89,000 IN 1976	29,667
4 GAMES	157,565 IN 1986	39,391
5 GAMES	214,790 IN 2000	42,958
6 GAMES	295,775 IN 2007	49,296
7 GAMES	384,995 IN 2010	54,999

## SCOTT FIELD RECORD - 223-127-13(.637)

(includes five games forfeited by the NCAA from 1975-77)

## SCOTT FIELD YEARLY ATTENDANCE (RANKED BY TOTAL ATTENDANCE)

YEAR	AVG.	GMS	TOTAL
1. 2010	54,999	7	384,995
2. 2009	53,792	7	376,544
3. 2004	43,792	7	306,545
4. 2001	42,351	7	296,456
5. 2007	49,296	6	295,775
6. 2006	41,527	7	290,688
7. 2002	48,291	6	289,748
8. 2005	47,688	6	286,127
9. 2003	47,667	6	286,000
10. 1999	37,821	7	264,749

## SCOTT FIELD YEARLY ATTENDANCE (RANKED BY AVERAGE ATTENDANCE)

YEAR	TOTAL	GMS	AVG.
1. 2010	384,995	7	54,999
1. 2009	376,544	7	53,792
2. 2007	295,775	6	49,296
3. 2002	289,748	6	48,291
4. 2005	286,127	6	47,688
5. 2003	286,000	6	47,667
6. 2004	306,545	7	43,792
7. 2008	260,716	6	43,453
8. 2000	214,790	5	42,958
9. 2001	296,456	7	42,351

## LARGEST ATTENDED MSU GAMES

RNK.	DATE	OPPONENT	SCORE	ATT.
1.	11-15-03	at Tennessee	21-59 L	104,223
2.	11-13-10	at Alabama	10-30 L	101,821
3.	10-18-08	at Tennessee	3-34 L	98,239
4.	9-21-91	at Tennessee	24-26 L	95,974
5.	9-23-95	at Tennessee	14-52 L	95,232

## BEST RECORDS AT SCOTT FIELD

YEAR	RECORD
1. 1999	7-0
2. 1998	5-0
1910	5-0
4. 6 OCCASIONS	4-0

## MOST WINS AT SCOTT FIELD

YEAR	WINS (RECORD)
1. 1999	7 (7-0)
2. 1998	5 (5-0)
1910	5 (5-0)
1991	5 (5-1)
1997	5 (5-2)
2010	5 (5-2)

## WINNING STREAKS AT SCOTT FIELD

W	Time Period	Ended Against
1. 20-	9/23/39 - 11/22/47	Ole Miss (L, 14-33)
2. 17-	10/2/07 - 11/3/11	Tulane (L, 4-5)
3. 16-	9/5/98 - 11/10/00	Arkansas (L, 10-17 [OT])
4. 12-	10/26/34 - 11/12/37	Duquesne (L, 0-9)
5. 10-	11/28/18 - 10/8/21	LSU (L, 14-17)

## TOTAL ATTENDANCE RANKS

### 11-GAME SCHEDULE

619,230	.....	2001
585,448	.....	2005
569,457	.....	1989
568,396	.....	1983
563,695	.....	2004
539,606	.....	1995
533,048	.....	1994
531,908	.....	1987
524,459	.....	1993
512,333	.....	1985
512,018	.....	1979

### 12-GAME SCHEDULE

689,449	.....	2002
672,660	.....	2008
661,294	.....	2006
659,379	.....	1991
655,930	.....	2003
641,122	.....	2009
627,658	.....	2000
594,887	.....	1999
592,594	.....	1992
574,504	.....	1981
533,048	.....	1994

### 13-GAME SCHEDULE

828,888	.....	2010
663,312	.....	1998
617,058	.....	2007

## MISSISSIPPI VETERANS MEMORIAL STADIUM TOP MSU CROWDS

Rnk.	Date	Opponent	Score	Att.
1.	11-7-81	Southern Miss	6-7 L	64,112
2.	11-22-80	Ole Miss	W 19-14	62,520
3.	10-30-82	Alabama	12-20 L	62,110
4.	11-20-82	Ole Miss	W 27-10	61,286
5.	11-21-81	Ole Miss	17-21 L	61,153
6.	11-19-83	Ole Miss	23-24 L	59,758
7.	10-8-83	Southern Miss	6-31 L	58,311
8.	11-24-90	Ole Miss	9-21 L	56,652
9.	9-21-85	Southern Miss	W 23-20	54,300
10.	10-9-82	Southern Miss	14-20 L	54,236

## BEST ROAD WIN-LOSS RECORDS

YEAR	RECORD
1. 1940	5-0
2. 1986	4-0

## MOST ROAD WINS

YEAR	WINS (RECORD)
1. 1940	5 (5-0)
1935	5 (5-3)
3. 1986	4 (4-0)
1994	4 (4-1)
1980	4 (4-1)
1953	4 (4-1-1)
1941	4 (4-1-1)
8. 10 times (Last: 2010)	3 (3-2)



# BOWL RECORDS



## MISSISSIPPI STATE UNIVERSITY ALL-TIME BOWL RESULTS (13 GAMES) RECORD: 7-6

Date	Bowl	Opponent	Site	Stadium	Attendance	W-L	Score
1/1/37	Orange	Duquesne	Miami, Fla.	Orange Bowl	9,210	L	12-13
1/1/41	Orange	Georgetown	Miami, Fla.	Orange Bowl	29,554	W	14-7
12/21/63	Liberty	NC State	Philadelphia, Pa.	Philadelphia Stadium	8,309	W	16-12
12/28/74	Sun	North Carolina	El Paso, Texas	Sun Bowl	26,035	W	26-24
12/27/80	Sun	Nebraska	El Paso, Texas	Sun Bowl	34,723	L	17-31
12/31/81	Hall of Fame	Kansas	Birmingham, Ala.	Legion Field	41,672	W	10-0
12/29/91	Liberty	Air Force	Memphis, Tenn.	Liberty Bowl	61,497	L	15-38
1/1/93	Peach	North Carolina	Atlanta, Ga.	The Georgia Dome	69,125	L	17-21
1/2/95	Peach	NC State	Atlanta, Ga.	The Georgia Dome	64,902	L	24-28
1/1/99	Cotton	Texas	Dallas, Texas	Cotton Bowl	72,611	L	11-38
12/30/99	Peach	Clemson	Atlanta, Ga.	The Georgia Dome	73,315	W	17-7
12/31/00	Independence	Texas A&M	Shreveport, La.	Independence Stadium	36,974	W	43-41[OT]
12/29/07	Liberty	UCF	Memphis, Tenn.	Liberty Bowl	63,816	W	10-3
1/1/11	Gator	Michigan	Jacksonville, Fla.	EverBank Field	68,352	W	52-14

## COACHES IN MSU BOWL GAMES

Date	Bowl	Opponent	MSU Coach	Opposing Coach
1/1/37	Orange	Duquesne	Ralph Sasse	John Smith
1/1/41	Orange	Georgetown	Allyn McKeen	Jack Hagerty
12/21/63	Liberty	North Carolina State	Paul Davis	Earle Edwards
12/28/74	Sun	North Carolina	Bob Tyler	Bill Dooley
12/27/80	Sun	Nebraska	Emory Bellard	Tom Osborne
12/31/81	Hall of Fame	Kansas	Emory Bellard	Don Fambrough
12/29/91	Liberty	Air Force	Jackie Sherrill	Fisher DeBerry
1/1/93	Peach	North Carolina	Jackie Sherrill	Mac Brown
1/2/95	Peach	North Carolina State	Jackie Sherrill	Mike O'Cain
1/1/99	Cotton	Texas	Jackie Sherrill	Mac Brown
12/30/99	Peach	Clemson	Jackie Sherrill	Tommy Bowden
12/31/00	Independence	Texas A&M	Jackie Sherrill	R.C. Slocum
12/29/07	Liberty	UCF	Sylvester Croom	George O'Leary
1/1/11	Gator	Michigan	Dan Mullen	Rich Rodriguez

## MSU BOWL GAME MOST VALUABLE PLAYERS

### 1963 LIBERTY BOWL

Ode Burrell

### 1974 SUN BOWL

Terry Vitrano  
Jimmy Webb - Outstanding Lineman

### 1981 HALL OF FAME BOWL

John Bond  
John Bond (MSU Offense)  
Johnie Cooks (MSU Defense)

### 1991 MSU LIBERTY BOWL

Kenny Roberts (MSU Offense)  
Keo Coleman (MSU Defense)

### 1993 PEACH BOWL

Greg Plump (MSU Offense)  
Marc Woodard (MSU Defense)

### 1995 PEACH BOWL

Tim Rogers (MSU Offense)  
Larry Williams (MSU Defense)

### 1999 PEACH BOWL

Wayne Madkin - Offensive

### 2000 INDEPENDENCE BOWL

Willie Blade - Defensive

### 2007 LIBERTY BOWL

Derek Pegues

### 2010 GATOR BOWL

Chris Relf





# BOWL RECORDS

## TEAM RECORDS

### PASSING

#### MOST COMPLETIONS

**MSU:** 25 vs. North Carolina (1993 Peach)  
18 vs. Michigan (2011 Gator)  
17 vs. Clemson (1999 Peach)  
**Opponent:** 27 by Michigan (2011 Gator)  
25 by Clemson (1999 Peach)

#### FEWEST COMPLETIONS

**MSU:** 3 vs. North Carolina (1974 Sun)  
3 vs. NC State (1963 Liberty)  
**Opponent:** 1 by Air Force (1991 Liberty)  
5 by North Carolina (1974 Sun)  
5 by NC State (1963 Liberty)  
5 by Duquesne (1937 Orange)

#### MOST ATTEMPTS

**MSU:** 45 vs. North Carolina (1993 Peach)  
40 vs. Texas (1999 Cotton)  
**Opponent:** 56 by Clemson (1999 Peach)  
41 by Michigan (2011 Gator)

#### FEWEST ATTEMPTS

**MSU:** 6 vs. NC State (1963 Liberty)  
8 vs. North Carolina (1974 Sun)  
**Opponent:** 2 by Air Force (1991 Liberty)  
11 by Texas A&M (2000 Independence)

#### MOST YARDS

**MSU:** 296 vs. North Carolina (1993 Peach)  
281 vs. Michigan (2011 Gator)  
**Opponent:** 306 by Clemson (1999 Peach)  
254 by Michigan (2011 Gator)

#### FEWEST YARDS

**MSU:** 28 vs. NC State (1963 Liberty)  
44 vs. North Carolina (1974 Sun)  
**Opponent:** 10 by Air Force (1991 Liberty)  
58 by NC State (1963 Liberty)

#### MOST INTERCEPTIONS THROWN

**MSU:** 2 vs. North Carolina (1993 Peach)  
2 vs. Nebraska (1980 Sun)  
**Opponent:** 5 by Clemson (1999 Peach)  
4 by Duquesne (1937 Orange)

### PUNTING

#### MOST PUNTS

**MSU:** 11 vs. UCF (2007 Liberty)  
11 vs. Georgetown (1941 Orange)  
**Opponent:** 9 by Kansas (1981 Hall of Fame)  
9 by Duquesne (1937 Orange)

#### HIGHEST PUNTING AVERAGE

**MSU:** 53.0 vs. NC State (1995 Peach)  
**Opponent:** 48.0 by NC State (1995 Peach)

### RETURNS

#### MOST PUNT RETURNS

**MSU:** 5 vs. Texas A&M (2000 Independence)  
4 vs. Texas (1999 Cotton)  
4 vs. North Carolina (1993 Peach)  
**Opponent:** 6 by UCF (2007 Liberty)

#### MOST PUNT RETURN YARDS

**MSU:** 101 vs. NC State (1995 Peach)  
**Opponent:** 54 by UCF (2007 Liberty)

### MOST KICKOFF RETURNS

**MSU:** 5 vs. Texas A&M (2000 Independence)  
5 vs. Texas (1999 Cotton)  
5 vs. North Carolina (1974 Sun)  
**Opponent:** 8 by Michigan (2011 Gator)  
5 by three teams

### MOST KICKOFF RETURN YARDS

**MSU:** 129 vs. Texas (1999 Cotton)  
128 vs. Texas A&M (2000 Independence)  
**Opponent:** 191 by Michigan (2011 Gator)

### RUSHING

#### MOST ATTEMPTS

**MSU:** 68 vs. North Carolina (1974 Sun)  
58 vs. Michigan (2011 Gator)  
**Opponent:** 69 by Air Force (1991 Liberty)  
54 by Nebraska (1980 Sun)  
54 by North Carolina (1974 Sun)

#### FEWEST ATTEMPTS

**MSU:** 32 vs. Texas (1999 Cotton)  
33 vs. Clemson (1999 Peach)  
**Opponent:** 25 by Michigan (2011 Gator)  
34 by Clemson (1999 Peach)  
36 by North Carolina (1993 Peach)

#### MOST YARDS

**MSU:** 455 vs. North Carolina (1974 Sun)  
275 vs. NC State (1963 Liberty)  
**Opponent:** 318 by Air Force (1991 Liberty)  
277 by North Carolina (1974 Sun)

#### FEWEST YARDS

**MSU:** 87 vs. Texas (1999 Cotton)  
93 vs. Nebraska (1980 Sun)  
**Opponent:** 35 by Kansas (1981 Hall of Fame)  
88 by Michigan (2011 Gator)

### SCORING

#### MOST POINTS SCORED

**MSU:** 52 vs. Michigan (2011 Gator)  
43 vs. Texas A&M (2000 Independence)  
**Opponent:** 41 by Texas A&M (2000 Independence)  
38 by Texas (1999 Cotton)  
38 by Air Force (1991 Liberty)

#### LARGEST MARGIN OF VICTORY

**MSU:** 38 pts (52-14) vs. Michigan (2011 Gator)  
10 pts (17-7) vs. Clemson (1999 Peach)  
10 pts (10-0) vs. Kansas (1981 Hall of Fame)  
**Opponent:** 27 pts (38-11) by Texas (1999 Cotton)  
23 pts (38-15) by Air Force (1991 Liberty)

#### MOST FIELD GOALS ATTEMPTED

**MSU:** 6 vs. NC State (1995 Peach)  
**Opponent:** 3 by UCF (2007 Liberty)

#### MOST FIELD GOALS MADE

**MSU:** 5 vs. NC State (1995 Peach)  
**Opponent:** 2 by NC State (1995 Peach)

### TOTAL OFFENSE

#### MOST YARDS

**MSU:** 499 vs. North Carolina (1974 Sun)  
485 vs. Michigan (2011 Gator)  
450 vs. North Carolina (1993 Peach)  
**Opponent:** 463 by Texas (1999 Cotton)  
402 by North Carolina (1974 Sun)

### FEWEST YARDS

**MSU:** 158 vs. Georgetown (1941 Orange)  
195 vs. Nebraska (1980 Sun)  
**Opponent:** 206 by Kansas (1981 Hall of Fame)  
219 by UCF (2007 Liberty)

#### MOST PLAYS

**MSU:** 86 vs. North Carolina (1993 Peach)  
81 vs. Michigan (2011 Gator)  
**Opponent:** 90 by Clemson (1999 Peach)  
73 by NC State (1995 Peach)

#### FEWEST PLAYS

**MSU:** 56 vs. NC State (1963 Liberty)  
59 vs. Texas A&M (2000 Independence)  
**Opponent:** 53 by North Carolina (1993 Peach)  
58 by Texas A&M (2000 Independence)

### MISCELLANEOUS TEAM RECORDS

#### MOST FIRST DOWNS

**MSU:** 26 vs. Michigan (2011 Gator)  
25 vs. North Carolina (1974 Sun)  
24 vs. North Carolina (1993 Peach)  
**Opponent:** 27 by Texas (1999 Cotton)  
24 by Clemson (1999 Peach)

#### FEWEST FIRST DOWNS

**MSU:** 8 vs. Georgetown (1941 Orange)  
12 vs. Kansas (1981 Hall of Fame)  
12 vs. Duquesne (1937 Orange)  
**Opponent:** 13 by North Carolina (1993 Peach)  
14 by Texas A&M (2000 Independence)  
14 by Kansas (1981 Hall of Fame)  
14 by Georgetown (1941 Orange)  
14 by Duquesne (1937 Orange)

#### MOST PENALTIES

**MSU:** 21 vs. Clemson (1999 Peach)  
11 vs. NC State (1963 Liberty)  
**Opponent:** 8 by Clemson (1999 Peach)  
7 by Kansas (1981 Hall of Fame)

#### MOST PENALTY YARDS

**MSU:** 188 vs. Clemson (1999 Peach)  
122 vs. NC State (1963 Liberty)  
**Opponent:** 90 by Georgetown (1941 Orange)  
82 by Clemson (1999 Peach)  
82 by Kansas (1981 Hall of Fame)

#### FEWEST PENALTIES

**MSU:** 1 vs. Duquesne (1937 Orange)  
4 vs. Nebraska (1980 Sun)  
**Opponent:** 1 by Duquesne (1937 Orange)  
2 by NC State (1995 Peach)  
2 by North Carolina (1974 Sun)

#### FEWEST PENALTY YARDS

**MSU:** 5 vs. Duquesne (1937 Orange)  
23 vs. Michigan (2011 Gator)  
**Opponent:** 5 by Duquesne (1937 Orange)  
15 by NC State (1995 Peach)

#### MOST FUMBLES

**MSU:** 5 vs. Kansas (1981 Hall of Fame)  
5 vs. Nebraska (1980 Sun)  
**Opponent:** 3 by North Carolina (1974 Sun)  
2 by three teams

#### MOST FUMBLES LOST

**MSU:** 4 vs. Nebraska (1980 Sun)  
2 vs. Air Force (1991 Liberty)  
**Opponent:** 2 by NC State (1963 Liberty)  
1 by six teams



# MSU



# MSU





## INDIVIDUAL RECORDS

### PASSING

#### **MOST COMPLETIONS**

24 by Greg Plump vs. North Carolina (1993 Peach)  
**18 by Chris Relf vs. Michigan (2011 Gator)**  
 17 by Wayne Madkin vs. Clemson (1999 Peach)  
 13 by Derrick Taite vs. NC State (1995 Peach)  
 12 by Matt Wyatt vs. Texas (1999 Cotton)  
 9 by Wayne Madkin vs. Texas A&M (2000 Independence)

#### **MOST ATTEMPTS**

40 by Greg Plump vs. North Carolina (1993 Peach)  
 38 by Wayne Madkin vs. Clemson (1999 Peach)  
 28 by Derrick Taite vs. NC State (1995 Peach)  
 24 by Matt Wyatt vs. Texas (1999 Cotton)  
**23 by Chris Relf vs. Michigan (2011 Gator)**  
 20 by "PeeWee" Armstrong vs. Duquesne (1937 Orange)

#### **MOST YARDS**

287 by Greg Plump vs. North Carolina (1993 Peach)  
**281 by Chris Relf vs. Michigan (2011 Gator)**  
 176 by Wayne Madkin vs. Clemson (1999 Peach)  
 156 by Matt Wyatt vs. Texas (1999 Cotton)  
 141 by Derrick Taite vs. NC State (1995 Peach)  
 112 by Chuck Armstrong vs. Duquesne (1937 Orange)

#### **MOST TOUCHDOWN PASSES**

**3 by Chris Relf vs. Michigan (2011 Gator)**  
 2 by Wayne Madkin vs. Texas A&M (2000 Independence)

#### **MOST INTERCEPTIONS THROWN**

2 by Greg Plump vs. North Carolina (1993 Peach)  
 2 by John Bond vs. Nebraska (1980 Sun)

### PUNTING

#### **MOST PUNTS**

11 by Blake McAdams vs. UCF (2007 Liberty)  
 11 by Sonny Bruce vs. Georgetown (1941 Orange)

#### **HIGHEST PUNTING AVERAGE**

53.0 by Andy Russ vs. N.C. State (1995 Peach)—3 punts  
 50.0 by Dana Moore vs. Nebraska (1980 Sun)—5 punts

#### **BLOCKED PUNTS**

Andre Bennett vs. NC State (1995 Peach)  
 Hunter Corhern vs. Georgetown (1941 Orange)

### RECEIVING

#### **MOST RECEPTIONS**

8 by Willie Harris vs. North Carolina (1993 Peach)  
 5 by Kenny Roberts vs. North Carolina (1993 Peach)  
 4 by Dicenzo Miller vs. Texas A&M (2000 Independence)  
 4 by Lahitia Grant vs. Texas (1999 Cotton)  
 4 by Kevin Cooper vs. Texas (1999 Cotton)  
 4 by Kenny Roberts vs. Air Force (1991 Liberty)  
 4 by Mardye McDole vs. Nebraska (1980 Sun)  
**4 by Chris Smith vs. Michigan (2011 Gator)**

#### **MOST YARDS**

127 by Willie Harris vs. North Carolina (1993 Peach)  
**79 by LaDarius Perkins vs. Michigan (2011 Gator)**  
 69 by Mardye McDole vs. Nebraska (1980 Sun)  
**65 by Michael Carr vs. Michigan (2011 Gator)**  
 62 by Lahitia Grant vs. Texas (1999 Cotton)  
 62 by Keffer McGee vs. NC State (1995 Peach)  
 49 by Kenny Roberts vs. UNC (1993 Peach)  
 39 by Chris Jones vs. NC State (1995 Peach)  
 39 by Fred McCrary vs. NC State (1995 Peach)

#### **MOST TOUCHDOWN RECEPTIONS**

**1 by Michael Carr vs. Michigan (2011 Gator)**  
**1 by Arceto Clark vs. Michigan (2011 Gator)**  
**1 Ricco Sanders vs. Michigan (2011 Gator)**  
 1 by Donald Lee vs. Texas A&M (2000 Independence)  
 1 by Dicenzo Miller vs. Texas A&M (2000 Independence)  
 1 by Dontae Walker vs. Clemson (1999 Peach)  
 1 by Lahitia Grant vs. Texas (1999 Cotton)  
 1 by Olanda Truitt vs. North Carolina (1993 Peach)  
 1 by Trenell Edwards vs. Air Force (1991 Liberty)  
 1 by Michael Haddix vs. Nebraska (1980 Sun)  
 1 by Fred Walters vs. Duquesne (1937 Orange)

### RUSHING

#### **MOST ATTEMPTS**

24 by Anthony Dixon vs. UCF (2007 Liberty)  
 24 by Walter Packer vs. North Carolina (1974 Sun)  
 23 by Donald Ray King vs. Nebraska (1980 Sun)  
 22 by James Johnson vs. Texas (1999 Cotton)  
**20 by Vick Ballard vs. Michigan (2011 Gator)**  
 20 by Terry Vitrano vs. North Carolina (1974 Sun)  
 17 by John Bond vs. Kansas (1981 Hall of Fame)

#### **MOST YARDS**

183 by Walter Packer vs. North Carolina (1974 Sun)  
 164 by Terry Vitrano vs. North Carolina (1974 Sun)  
 143 by Dontae Walker vs. Texas A&M (2000 Independence)  
 112 by James Johnson vs. Texas (1999 Cotton)  
 96 by Donald Ray King vs. Nebraska (1980 Sun)

#### **MOST RUSHING TOUCHDOWNS**

**3 by Vick Ballard vs. Michigan (2011 Gator)**  
 3 by Dontae Walker vs. Texas A&M (2000 Independence)  
 2 by Walter Packer vs. North Carolina (1974 Sun)

### SCORING

#### **MOST POINTS SCORED**

**18 by Vick Ballard vs. Michigan (2011 Gator)**  
 18 by Dontae Walker vs. Texas A&M (2000 Independence)  
 16 by Tim Rogers vs. NC State (1995 Peach)  
 12 by Walter Packer vs. North Carolina (1974 Sun)  
 8 by Vic Nickels vs. North Carolina (1974 Sun)

#### **MOST FIELD GOALS ATTEMPTED**

6 by Tim Rogers vs. NC State (1995 Peach)  
 3 by Dana Moore vs. Kansas (1981 Hall of Fame)  
 2 by Brian Hazelwood vs. Texas (1999 Cotton)  
 2 by Chris Gardner vs. North Carolina (1993 Peach)  
 2 by Vic Nickels vs. North Carolina (1974 Sun)  
 2 by Justin Canale vs. NC State (1963 Liberty)

#### **MOST FIELD GOALS MADE**

5 by Tim Rogers vs. NC State (1995 Peach)  
 2 by Vic Nickels vs. North Carolina (1974 Sun)

### MISCELLANEOUS

#### **MOST INTERCEPTIONS**

1 by many players (most recent follow)  
**1 by Johnthan Banks vs. Michigan (2011 Gator)**

### MSU LONG PLAYS

#### **LONGEST RUSH**

55, Terry Vitrano vs. North Carolina (1974 Sun)

#### **LONGEST PASS**

**81, Chris Relf to LaDarius Perkins vs. Michigan (2011 Gator)**

#### **LONGEST PUNT**

82, Ike Pickle vs. Duquesne (1937 Orange)

#### **LONGEST FIELD GOAL**

47, Dana Moore vs. Nebraska (1980 Sun)

#### **LONGEST PUNT RETURN**

50, Keffer McGee vs. NC State (1995 Peach)

#### **LONGEST KICKOFF RETURN**

62, Glen Young vs. Nebraska (1980 Sun)

#### **LONGEST INTERCEPTION RETURN**

40, Derek Pegues vs. UCF (2007 Liberty)

### OPPONENT LONG PLAYS

#### **LONGEST RUSH**

37, Ricky Williams of Texas (1999 Cotton)

#### **LONGEST PASS**

72, B. Brumbaugh to E. Hefferle of Duquesne (1937 Orange)

#### **LONGEST PUNT**

63, Bucky Scribner of Kansas (1981 Hall of Fame)

#### **LONGEST FIELD GOAL**

47, Kris Stockton of Texas (1999 Cotton Bowl)

#### **LONGEST PUNT RETURN**

24, Bracey Walker of North Carolina (1993 Peach)

#### **LONGEST KICKOFF RETURN**

41, Martavious Odoms of Michigan (2011 Gator)


#### **LONGEST INTERCEPTION RETURN**

44, Cliff Baskerville of North Carolina (1993 Peach)





# 1937 ORANGE BOWL



## Mississippi State 12 Duquesne 13

January 1, 1937 - Orange Bowl - Miami, Florida

A desperation 72-yard touchdown pass from tailback Boyd Brumbaugh to end Ernie Hefferlie spelled an end to Mississippi State's upset hopes as Duquesne edged the Bulldogs 13-12 in the first decade of Orange Bowl history.

With time running out, coach John "Little Clipper" Smith's Dukes went to the air. His team had thrown six straight incompletions before Brumbaugh heaved one after fading back all the way to his own 20-yard line. Hefferlie cradled it in at the State 25 and scored untouched for the game-winner.

"A shouting, shirt-sleeved crowd of 9,210 went wild when Brumbaugh's bull's eye in the final period pulled the Dukes from almost certain defeat," a local newspaper account detailed.

Coach Ralph Sasse's Bulldogs, who ended the year at a hearty 7-3-1 after the postseason clash, scored first on a 10-yard run by back Ike Pickle. Pickle later boomed an 82-yard punt for an Orange Bowl record that still stands.

After Brumbaugh plunged 1 yard and a PAT kick put the Dukes of Pittsburgh, Pa., ahead 7-6, State reversed the advantage again when tailback Pee Wee Armstrong of Meridian lofted a 40-yard touchdown pass to Fred Walters of Laurel to give the Bulldogs a 12-7 lead. That same twosome had combined for a 65-yard scoring pass to give MSU a stunning 13-7 upset at Army during the 1935 season.

Armstrong's scintillating passes had provided State with the impetus to gain the lead. His aerial strikes set up Pickle's touchdown run prior to his throw to Walters to gain Mississippi State the lead.

Brumbaugh later found Hefferlie for the game-winning TD pass in the fourth quarter. The Dukes edged State after two Bulldog conversion tries had failed.

The narrow loss to Duquesne was a microcosm of the '36 season for State. The Maroons lost three games by a total of 20 points.

<b>Mississippi State</b>	<b>6</b>	<b>6</b>	<b>0</b>	<b>0</b>	<b>= 12</b>
<b>Duquesne</b>	<b>0</b>	<b>7</b>	<b>0</b>	<b>6</b>	<b>= 13</b>


**MSU** — Pickle 10 run (kick failed)

**DU** — Brumbaugh 1 run (Brumbaugh kick)


**MSU** — Walters 40 pass from Armstrong (kick failed)

**DU** — Hefferlie 72 pass from Brumbaugh (kick failed)

	<b>MSU</b>	<b>DU</b>
<b>First Downs</b>	12	14
<b>Rushing Yards</b>	111	199
<b>Passing Yards</b>	159	110
<b>Passes (C-A-I)</b>	8-23-0	5-15-4
<b>Total Offense</b>	270	309
<b>Fumbles-Lost</b>	0-0	0-0
<b>Penalties-Yards</b>	1-5	1-5







## Mississippi State 14 Georgetown 7

January 1, 1941 - Orange Bowl - Miami, Florida

The Associated Press proclaimed following State's standout season: "Mississippi State reigns as undisputed king of football in the Deep South. State's 13-0 trouncing of Alabama and subsequent acceptance of an Orange Bowl bid eliminated any doubt that the Maroons were gridiron kings of these parts."

Almost a year before the United States of America officially entered World War II, Mississippi State downed the Georgetown Hoyas (who reigned strongly in Eastern football circles in those days) 14-7 in the '41 Orange Bowl to end the year with a 10-0-1 record and a No. 9 ranking nationally.

Coach Allyn McKeen's crew scored in the first quarter when tackle John Tripson covered a blocked Hoya punt in the end zone and Wilbur Dees' extra point gave the Bulldogs a quick 7-0 lead.

State's rugged defense took control in the second quarter after the Bulldogs had jumped ahead 14-0 when tailback Billy Jefferson scored on a 2-yard dive play and Sonny Bruce kicked the PAT.

Georgetown dented Coach McKeen's vaunted defense for the lone Hoyas' TD of the day in the third quarter when Benny Castiglia hit paydirt on a 2-yard run. But MSU managed good ball control behind the running of tailback Harvey Johnson and the defensive work of all-America end Buddy Elrod to secure its first bowl win.

State was led by Starkville native Hunter Corhern, a captain of the team and an outstanding guard. MSU was considered to have the finest line in the South during the '40 season, a group that boasted three all-Southeastern Conference performers, plus the aforementioned Elrod, a consensus all-America.

When asked to compare all his great teams at Mississippi State, head coach Allyn McKeen said, "Some of the school's greatest wins came during the 1939 season, but I have to go with the 1940 team as my best."

<b>Mississippi State</b>	<b>7</b>	<b>7</b>	<b>0</b>	<b>0</b>	<b>= 14</b>
<b>Georgetown</b>	<b>0</b>	<b>0</b>	<b>7</b>	<b>0</b>	<b>= 7</b>

**MSU** — Tripson blocked-punt recovery (Dees kick)

**MSU** — Jefferson 2 run (Bruce kick)

**GU** — Castiglia 2 run (Lio kick)

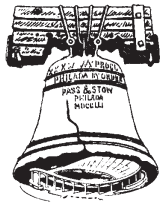
	<b>MSU</b>	<b>GU</b>
<b>First Downs</b>	8	14
<b>Rushing Yards</b>	106	125
<b>Passing Yards</b>	52	104
<b>Passes (C-A-I)</b>	5-11-0	10-23-3
<b>Total Offense</b>	158	229
<b>Fumbles-Lost</b>	2-0	1-0
<b>Penalty Yards</b>	71	90

**Attendance:** 29,554





# 1963 LIBERTY BOWL



## Mississippi State 16 NC State 12

December 21, 1963 - Philadelphia Stadium - Philadelphia, Pennsylvania

Hot coffee froze on press box ledges between kickoff and halftime, but the action on the field was warm enough to offset eight-degree temperatures and 17 mile-per-hour winds outside as coach Paul Davis' Bulldogs took a 16-12 win over the North Carolina State Wolfpack.

As the Bulldogs capped a 7-2-2 season before their first national television audience (on NBC, with the legendary Lindsey Nelson providing play-by-play) at Philadelphia Stadium, a blocked punt helped provide MSU's margin of victory for the second bowl game in a row.

In the first quarter, MSU end Bill McGuire blocked a Dave Houtz punt at the N.C. State 26, and fellow end Tommy Inman scooped up the loose football and ran it 11 yards for an MSU score. Justin Canale's PAT made it 7-0. Quarterback Sonny Fisher gave the Bulldogs a little more breathing room later in the period as the Laurel, Miss., resident sprinted 3 yards for a second touchdown. Canale's extra-point kick failed, but the future pro football standout later redeemed himself.

He gave MSU a 16-0 second-quarter lead with a 43-yard field goal into the gusty wind.

But North Carolina State made a bit of a comeback bid, aided by 122 yards on 11 penalties assessed against the aggressive Bulldogs. The Wolfpack scored the last two touchdowns of the game, but both two-point conversion attempts failed.

Coach Davis and his team had heaters on the State bench and a Plexiglas canopy to protect them from the frigid air.

"The defense did a good job all day, especially considering the conditions," Davis said. "We had a stronger line."

<b>Mississippi State</b>	<b>13</b>	<b>3</b>	<b>0</b>	<b>0</b>	<b>= 16</b>
<b>NC State</b>	<b>0</b>	<b>6</b>	<b>0</b>	<b>6</b>	<b>= 12</b>

**MSU** — Inman 11 blocked-punt return (Canale kick)

**MSU** — Fisher 3 run (kick failed)

**MSU** — Canale 43 FG

**NCSU** — Rossi 1 run (pass failed)

**NCSU** — Barlow 5 pass from Rossi (pass failed)

	<b>MSU</b>	<b>NCSU</b>
<b>First Downs</b>	16	15
<b>Rushing Yards</b>	53-275	52-176
<b>Passing Yards</b>	28	58
<b>Passes (C-A-I)</b>	3-6-1	5-12-0
<b>Total Offense</b>	303	234
<b>Fumbles-Lost</b>	2-1	2-2
<b>Penalties-Yards</b>	11-122	3-25


**Rushing: (MSU)** Granger 13-94, Fisher 16-81 1TD, Burrell, 10-69, Hodges 8-21, Sparks 4-18, Edwards 2-(-8); **(NCSU)** Rossi 18-67 1TD, Falzarano 12-42, Scarpati 7-22, Kazarsky 7-21, Clark 7-17, Houtz 1-7.

**Passing: (MSU)** Edwards 1-1-18-0; Fisher 2-5-10-1; **(NCSU)** Rossi 5-12-58-0 1TD.

**Receiving: (MSU)** Bland 2-17, Inman 1-11; **(NCSU)** Barlow 3-30 1TD, Clark 1-23, Scarpati 1-5.

**Attendance:** 8,309





## Mississippi State 26 North Carolina 24

December 28, 1974 - Sun Bowl - El Paso, Texas

Mississippi State's 26-24 Sun Bowl win over North Carolina was one of the truly great contests of the 1974-75 bowl season.

Coach Bob Tyler's Bulldogs, who finished 9-3 and 18th in the nation, set the stage for the game when Most Valuable Offensive Player Terry Vitrano took a handoff from quarterback Rocky Felker and sprinted 55 yards on the game's opening play.

While a rising fog blanketed the field during most of the first half, Vitrano gained big chunks of real estate to end the day with 164 yards on 20 carries, including a game-winning, two-yard touchdown run.

That run capped a 6:29 drive that ate most of the fourth-quarter clock, ending at the 3:41 mark. Three times MSU faced third downs on the drive and State faced a fourth-and-2 at the UNC 25-yard line, where Felker called his own number, clawing for 15 yards. Felker then ran eight more yards to set up Vitrano winning score.

The drive reminded both Tyler and Felker of the Bulldogs' 29-28 win over Memphis State earlier in the year, a game in which State drove 98 yards in the closing two minutes for the win.

All-America defensive tackle Jimmy Webb, named Most Valuable Defensive Player in the game, registered one of his most critical 12 tackles of the day on a fourth-and-short situation at midfield in the fourth quarter to preserve the MSU win.

MSU's all-SEC tailback Walter Packer piled up 183 yards on 24 attempts, scoring on runs of 1 and 16 yards while Vic Nickels kicked field goals of 24 and 32 yards.

Mississippi State's 455 yards of rushing, which still stand as a Sun Bowl record, were just a bit much for the Tar Heels, coached by MSU grad Bill Dooley.

"This team was better than we expected in a lot of ways," Tyler said. "I think we're a year ahead. We established unity in our program that usually takes two seasons to establish. I've never been more confident or enthusiastic about the future than I am right now."

<b>Mississippi State</b>	<b>7 3 10 6 =26</b>
<b>North Carolina</b>	<b>7 0 14 3 =24</b>

- MSU** — Packer 1 run (Nickels kick)
- UNC** — Betterson 1 run (Alexander kick)
- MSU** — Nickels 24 FG
- UNC** — Betterson 6 run (Alexander kick)
- MSU** — Packer 16 run (Nickels kick)
- UNC** — Jerome 29 pass from Kupec (Alexander kick)
- MSU** — Nickels 32 FG
- UNC** — Alexander 26 FG
- MSU** — Vitrano 2 run (kick failed)

	<b>MSU</b>	<b>UNC</b>
<b>First Downs</b>	25	22
<b>Rushes-Yards</b>	68-455	54-277
<b>Passing Yards</b>	44	125
<b>Passes (C-A-I)</b>	3-8-0	5-15-1
<b>Total Offense</b>	499	402
<b>Fumbles-Lost</b>	1-1	3-0
<b>Penalties-Yards</b>	5-45	2-30

**RUSHING: (MSU)** Packer 24-183 2TD, Vitrano 20-164 1TD, Felker 14-69, Johnson 7-22, Smith 3-17; **(UNC)** Voight 17-90, Betterson 19-84 2TD, Oliver 9-57, Lamens 4-32, Jerome 4-14, Kupec 1-(-10).

**PASSING: (MSU)** Felker 2-7-33-0; Johnson 1-1-11-0; **(UNC)** Kupec 5-15-125-1 1TD.

**RECEIVING: (MSU)** Lewis 2-27, Barkum 1-17; **(UNC)** Norton 2-61, Jerome 2-42 1TD, Waddell 1-22.

**Attendance:** 26,035





# 1980 SUN BOWL



## Mississippi State 17 Nebraska 31

December 27, 1980 - Sun Bowl - El Paso, Texas

The scene was the same as six years earlier in the Sun Bowl when Mississippi State engaged a team that had as much talent as any football power in the nation.

This bowl trip proved to be less successful, however, as coach Tom Osborne's Huskers prevailed in a 31-17 contest.

Mississippi State had won five consecutive regular-season games to enter the contest with a 9-2 record under coach Emory Bellard, but Nebraska was just a bit too deep and powerful as the Huskers took a 17-0 halftime lead.

State's high-powered offensive attack, which set school records for total offense and rushing offense, later cut the margin to 24-17 behind the option play of freshman quarterback John Bond of Valdosta, Ga. He ran for one touchdown on a 1-yard sneak and hit all-SEC tailback Michael Haddix of Walnut, Miss., for an 11-yard TD pass and MSU's final touchdown.

The day, however, belonged to Nebraska's defense, which held Bond to minus-8 yards rushing on 16 carries, and to seven completions in 19 attempts with two interceptions.

Sophomore kicking specialist Dana Moore from Baton Rouge, La., booted a 47-yard field goal and had a 64-yard punt, enabling him to achieve an MSU-record, 50-yard punting average for the afternoon.

"I am proud of our team and the season we had," Bellard said. "We just flat out gave Nebraska too many opportunities. Our defense played well enough to win. Looking at what we have, we will be back next year."

<b>Mississippi State</b>	<b>0</b>	<b>0</b>	<b>3</b>	<b>14</b>	<b>=</b>	<b>17</b>
<b>Nebraska</b>	<b>7</b>	<b>10</b>	<b>7</b>	<b>7</b>	<b>=</b>	<b>31</b>

- UN** — Brown 23 run (Seibel kick), 12:30 1st
- UN** — Seibel 22 FG, 3:23 2nd
- UN** — Finn 8 pass from Quinn (Seibel kick), 1:57 2nd
- MSU** — Moore 47 FG, 7:12 3rd
- UN** — Franklin 2 run (Seibel kick), 2:16 3rd
- MSU** — Bond 1 run (Morgan kick), 11:44 4th
- UN** — McCrady 52 pass from Quinn (Seibel kick), 3:21 4th
- MSU** — Haddix 11 pass from Bond (Morgan kick), 1:00 4th

	<b>MSU</b>	<b>UN</b>
<b>First Downs</b>	15	16
<b>Rushes-Yards</b>	53-93	54-159
<b>Passing Yards</b>	102	159
<b>Passes (C-A-I)</b>	7-19-2	9-19-1
<b>Total Offense</b>	195	318
<b>Fumbles-Lost</b>	5-4	1-1
<b>Penalties-Yards</b>	4-30	4-37

**RUSHING: (MSU)** King 23-96, Haddix 4-14, Wonsley 1-8, McDole 5-7, Collins 1-2, Parenton 2-(-4), Bond 16-(-8), Moore 1-(-21); **(UN)** Franklin 17-67 1TD, Redwine 13-42, Brown 1-23 1TD, Craig 5-13, Steels 2-9, Kotera 2-7, Johnson 3-3, Quinn 11-(-5).

**PASSING: (MSU)** Bond 7-19-102-2 1TD; **(UN)** Quinn 9-19-151-1 2TD.

**RECEIVING: (MSU)** McDole 4-69, Price 1-25, Haddix 1-11 1TD, Doss 1-7; **(UN)** McCrady 2-107 1TD, Brown 2-16, Steels 2-14, Davies 1-9, Finn 1-8 1TD, Kotera 1-5.

**Attendance:** 34,723.



# 1981 HALL OF FAME BOWL



## Mississippi State 10 Kansas 0

December 31, 1981 - Legion Field - Birmingham, Alabama

With Defensive Most Valuable Player and all-America linebacker Johnie Cooks of Leland, Miss., leading a fierce charge, Mississippi State scored its first bowl shutout win by downing the Kansas Jayhawks of the Big Eight Conference 10-0 to improve its bowl record to 4-2.

It was, indeed, a day for the defense.

The Bulldogs, aided by a steady mist that fell throughout the day, held Kansas to 35 yards rushing on 40 attempts, intercepted a pair of Jayhawk passes, and forced a fumble. State recorded its first shutout since 1979.

Lightning struck early for the Bulldogs as all-SEC defensive back Rob Fesmire of Nashville, Tenn., recovered a Ricky Green fumble on the opening kickoff and the opportunistic Bulldogs scored on the next play. Quarterback John Bond, State's Offensive Most Valuable Player and the game's MVP, sprinted 17 yards around right end on the first play from scrimmage and Bob Morgan's PAT gave the Bulldogs an early 7-0 lead.

Place-kicker Dana Moore iced the game with a 22-yard field goal with just over 11 minutes left in the first half for the final margin of victory. The Bulldogs advanced to 8-4 and moved up to 17th in the final AP national poll.

Moore also set a record, averaging 49.1 yards per punt on nine kicks.

Wingback Danny Knight of Natchez, Miss., contributed a big 37-yard sprint down the left sideline on a third-and-long situation while Cooks, defensive tackles Glen Collins, Earnest Barnes and a number of unsung heroes on the specialty teams gathered together to provide the Bulldogs with the ingredients necessary for a satisfying bowl win.

"The whole defensive unit played extremely well," MSU head coach Emory Bellard said. "We didn't ring the bell quite enough on offense, but we did move the ball down the field a good bit."

**Mississippi State** 7 3 0 0 = 10  
**Kansas** 0 0 0 0 = 0

**MSU** — Bond 17 run (Morgan kick)

**MSU** — Moore 22 FG

	MSU	KU
<b>First Downs</b>	12	14
<b>Rushing Yards</b>	53-236	40-35
<b>Passing Yards</b>	51	171
<b>Passes (C-A-I)</b>	5-16-0	15-31-2
<b>Total Offense</b>	287	206
<b>Fumbles-Lost</b>	5-1	1-1
<b>Penalties-Yards</b>	10-65	7-82

**RUSHING: (MSU)** Knight 10-79, Bond 17-79 1TD, King 14-38, Haddix 7-25, Windham 3-5, Edwards 1-5, Wonsley 1-5; **(KU)** Taylor 20-61, Jones 7-20, Green 1-(-2), Smith 7-(-9), Frederick 5-(-35).

**PASSING: (MSU)** Bond 5-16-51-0; **(KU)** Smith 8-22-61-2; Frederick 7-9-110-0.

**RECEIVING: (MSU)** Haddix 2-16, Price 1-15, Richardson 1-13, Aldredge 1-7; **(KU)** Taylor 7-41, Johnson 3-34, Capers 2-57, Bastin 2-20, Jones 1-19.

**Attendance:** 41,672





# 1991 LIBERTY BOWL



## Mississippi State 15 Air Force 38

December 29, 1991 - Liberty Bowl - Memphis, Tennessee

An all-time Liberty Bowl crowd of 61,497 looked on as the wishbone-attack of the Air Force Academy spoiled Mississippi State's return to the bowl scene with a 38-15 victory over the Bulldogs in the 33rd annual Liberty Bowl postseason contest.

Directed by all-WAC quarterback and Liberty Bowl MVP Rob Perez, the Falcons piled up 318 net yards rushing while attempting only two passes in this ESPN telecast. A potent ground attack earned AFA a 37:34-22:26 edge in possession time.

The Falcons jumped on MSU early as they posted three unanswered touchdowns before the Bulldogs dented the scoreboard just before halftime. AFA scored on a pair of 1-yard plunges by Jason Jones and Perez in the opening stanza. A 35-yard fumble return by Air Force's Shannon Yates at the 6:12 mark of the second quarter stretched the lead to 21-0.

The Bulldogs got on the scoreboard with the final score of the first half, a 4-yard touchdown pass from quarterback Sleepy Robinson to tight end Trenell Edwards.

After the intermission, AFA added a third-quarter, 20-yard field goal by Joe Wood and a 31-yard touchdown gallop by Scott Hufford to build the Falcons' insurmountable lead to 31-7 with 14:19 remaining in the contest.

Making its first bowl appearance in 10 years, MSU scored its final points on a 7-yard run by fullback Michael Davis with 7:23 left on the game clock.

**Mississippi State** 0 7 0 8 = 15  
**Air Force** 14 7 3 14 = 38

- AFA** — Jones 1 run (Wood kick), 5:07 1st
- AFA** — Perez 1 run (Wood kick), 2:11 1st
- AFA** — Yates 35 fumble return (Wood kick), 6:12 2nd
- MSU** — Edwards 4 pass from Robinson (Gardner kick), 0:35 2nd
- AFA** — Wood 20 FG, 2:31 3rd
- AFA** — Hufford 31 run (Wood kick), 14:19 4th
- MSU** — Davis 7 run (Robinson pass from Jordan), 7:23 4th
- AFA** — Simpson fumble recovery (Wood kick), 6:05 4th

	MSU	AFA
<b>First Downs</b>	18	19
<b>Rushes-Yards</b>	36-163	69-318
<b>Passing Yards</b>	121	10
<b>Passes (C-A-I)</b>	13-24-1	1-2-1
<b>Total Offense</b>	284	328
<b>Fumbles-Lost</b>	3-2	2-0
<b>Penalties-Yards</b>	5-35	4-31
<b>Time of Possession</b>	22:26	37:34

**RUSHING: (MSU)** Roberts 8-62, Robinson 15-41, Williamson 5-28, Davis 2-18 1TD, Jordan 3-7, Prince 2-7, Galloway 1-0; **(AFA)** Perez 26-114 1TD, Jones 21-73 1TD, Gray 1-33, Hufford 1-31 1TD, Banks 5-23, Baker 4-18, Onuoha 5-12, Young 4-11, Parisi 2-3.

**PASSING: (MSU)** Robinson 6-12-49-0 1TD; Jordan 7-12-72-1; **(AFA)** Perez 1-2-10-1.

**RECEIVING: (MSU)** Roberts 4-28, W. Harris 3-37, Edwards 2-25 1TD, Davis 2-19, Prince 1-9, James 1-3; **(AFA)** Wilkie 1-10.

**Attendance:** 61,497





## Mississippi State 17 North Carolina 21

January 1, 1993 - The Georgia Dome - Atlanta, Georgia

Despite jumping out to a 14-0 first-quarter lead, Mississippi State couldn't hold off a North Carolina squad playing an inspired second half as the Tar Heels posted a 21-17 victory in the first Peach Bowl held inside The Georgia Dome.

The Bulldogs jumped on top early, scoring on their first possession when Greg Plump found Olanda Truitt on a 2-yard touchdown pass. MSU added to that lead when Kenny Roberts raced 22 yards on the final play of the first quarter to give the Bulldogs a 14-0 lead.

State had a chance to put the game away in the second quarter, but a pair of Plump-to-Truitt touchdown passes were called back due to Bulldog holding penalties.

Trailing 14-0 at halftime, North Carolina took the second half kickoff and drove 82 yards to score on Natrone Means' 1-yard plunge. Later in the third period, the Tar Heels' Bracey Walker broke through to block a Todd Jordan punt and raced 24 yards into the end zone to tie the game at 14-14.

North Carolina took the lead for good early in the fourth quarter when UNC's Cliff Baskerville intercepted a Plump pass and returned it 44 yards for the go-ahead touchdown.

After Chris Gardner's 46-yard field goal made the score 21-17, the Bulldogs had their chances to win the game late. MSU drove inside the Tar Heel 30 twice in the game's final three minutes, but an interception and loss on downs, respectively, doomed the Bulldogs' final chances.

<b>Mississippi State</b>	<b>14</b>	<b>0</b>	<b>0</b>	<b>3</b>	<b>= 17</b>
<b>North Carolina</b>	<b>0</b>	<b>0</b>	<b>14</b>	<b>7</b>	<b>= 21</b>

**MSU** — Truitt 2 pass from Plump (Gardner kick), 11:09 1st

**MSU** — Roberts 22 run (Gardner kick), 0:00 1st

**UNC** — Means 1 run (Pignetti kick), 12:39 3rd

**UNC** — Walker 24 blocked-punt return (Pignetti kick), 6:38 3rd

**UNC** — Baskerville 44 interception return (Pignetti kick), 12:36 4th

**MSU** — Gardner 46 FG, 8:42 4th

	<b>MSU</b>	<b>UNC</b>
<b>First Downs</b>	24	13
<b>Rushes-Yards</b>	41-144	36-149
<b>Passing Yards</b>	296	106
<b>Passes (C-A-I)</b>	25-45-2	7-17-2
<b>Total Offense</b>	450	255
<b>Fumbles-Lost</b>	1-0	1-1
<b>Penalties-Yards</b>	9-87	4-36
<b>Time of Possession</b>	34:33	25:27

**RUSHING: (MSU)** Roberts 9-64 1TD, Davis 10-32, T. James 6-24, Prince 5-19, Jordan 1-9, Hudson 1-5, Truitt 1-0, Plump 8-(-9); **(UNC)** Means 21-128 1TD, Faulkerson 4-9, Thomas 9-6, Jordan 1-3, Brooks 1-3.

**PASSING: (MSU)** Plump 24-40-2 287 1TD, Jordan 1-4-0 9, Hudson 0-1-0 0; **(UNC)** Thomas 7-16-2 106, Jerry 0-1-0 0.

**RECEIVING: (MSU)** Wi.Harris 8-127, Roberts 5-49, Truitt 3-31 1TD, Prince 2-23, Clanton 2-21, James 2-0, Ward 1-20, C.Jones 1-16, Knight 1-9; **(UNC)** Brooks 2-60, Jerry 2-20, Means 1-15, Holliday 1-13, Felton 1-(-2).

**Attendance:** 69,125





# 1995 PEACH BOWL



## Mississippi State 24 NC State 28

January 2, 1995 - The Georgia Dome - Atlanta, Georgia

For the second time in three years, Mississippi State earned a berth in the Peach Bowl. And for the second time in three years, the Bulldogs held a third-quarter lead over its counterpart. But again, State could not maintain that advantage, dropping a 28-24 decision to NC State.

Like it had done two years prior, Mississippi State gained an early advantage in this Peach Bowl match-up. Place-kicker Tim Rogers, MSU's Offensive Player of the Game, booted a 37-yard field goal just 2:21 into the contest, and the Bulldogs had a 3-0 advantage. It would be the first of a bowl-record and school-standard tying five field goals for Rogers.

But, as NC State was able to do throughout the game, the Wolfpack erased that early lead. Running back Tremayne Stephens capped an 80-yard drive with a 2-yard touchdown run to give NCSU a 7-3 lead.

Rogers and Steve Videtich traded field goals around the first-quarter break before the Bulldogs mounted a touchdown drive of their own. Senior running back Michael Davis scored from 11 yards out to give MSU a 13-10 edge.

A pair of big plays opened the door for the Bulldogs to take control of the game as the second half began. Forcing the 'Pack to punt on their first series of the second half, Andre Bennett blocked the NC State kick into the end zone for a safety, and MSU had a two-point lead.

On the ensuing free kick, Keffer McGee returned the punt a bowl-record 50 yards, putting the Bulldogs in business at the NCSU 15-yard line. Unable to advance the ball into the end zone, State settled for a Rogers field goal and its lead was just 18-13.

Three plays later, however, Larry Williams, State's Defensive Player of the Game, put his team back in scoring position with a standout defensive play. On a second-and-16 play from the NCSU 30, Williams sacked quarterback Terry Harvey, stripped him of the football, and then recovered the pigskin at the 21.

But once again, the Bulldog attack was not able to capitalize, and Rogers was forced to convert a 36-yard field goal.

Rejuvenated by the disaster averted, NC State struck for a game-tying touchdown and two-point conversion at the close of the third period. Harvey hit Dallas Dickerson from 3 yards out for the score, and then ran for the extra points.

The Wolfpack used a big play of their own, a 62-yard pass play to set up their go-ahead score. Freshman fullback Carlos King bulled in from 11 yards away and State was down 28-21.

<b>Mississippi State</b>	<b>6</b>	<b>7</b>	<b>8</b>	<b>3</b>	<b>= 24</b>
<b>NC State</b>	<b>7</b>	<b>6</b>	<b>8</b>	<b>7</b>	<b>= 28</b>

- MSU** — Rogers 37 FG, 12:29 1st
- NCSU** — Stephens 2 rush (Videtich kick), 9:21 1st
- MSU** — Rogers 21 FG, 2:57 1st
- NCSU** — Videtich 45 FG, 13:21 2nd
- MSU** — Davis 11 run (Rogers kick), 7:29 2nd
- NCSU** — Videtich 36 FG, 0:08 2nd
- MSU** — Safety (blocked punt), 13:27 3rd
- MSU** — Rogers 29 FG, 10:45 3rd
- MSU** — Rogers 36 FG, 8:36 3rd
- NCSU** — Dickerson 3 pass from Harvey (Harvey run), 1:12 3rd
- NCSU** — King 11 run (Videtich kick), 13:06 4th
- MSU** — Rogers 30 FG, 4:47 4th

	<b>MSU</b>	<b>NCSU</b>
<b>First Downs</b>	16	20
<b>Rushes-Yards</b>	35-117	48-172
<b>Passing Yards</b>	185	164
<b>Passes (C-A-I)</b>	14-29-0	14-25-1
<b>Total Offense</b>	302	336
<b>Fumbles-Lost</b>	0-0	2-1
<b>Penalties-Yards</b>	6-53	2-15
<b>Time of Possession</b>	26:49	33:11

**RUSHING: (MSU)** Davis 13-51 1TD, Bouie 12-51, McCrary 3-10, Moulds 2-10, Clark 2-(-1), Taite 3-(-4); **(NCSU)** Stephens 21-105 1TD, King 6-38 1TD, Brown 7-25, Hill 1-4, Fitzgerald 3-3, Bender 2-3, Harvey 7-0, Grissett 1-(-6).

**PASSING: (MSU)** Taite 13-28-0 141, Clark 1-1-0 44; **(NCSU)** Harvey 11-18-0 139 1TD, Bender 3-7-1 25.

**RECEIVING: (MSU)** McCrary 3-39, C. Jones 3-39, Watkins 3-20, McGee 2-62, Bouie 1-11, M. Brown 1-9, Moulds 1-5; **(NCSU)** Dickerson 3-31 1TD, Grissett 2-68, Guffie 2-30, King 2-9, Fitzgerald 2-5, Stephens 1-9, Thomas 1-8, Hill 1-4.

**Attendance:** 64,902



# 1999 COTTON BOWL



## Mississippi State 11 Texas 38

January 1, 1999 - Cotton Bowl - Dallas, Texas

Playing in their first traditional New Year's Day bowl game since the 1941 Orange Bowl, the Bulldogs faced an enormous task in trying to stop the University of Texas and its Heisman Trophy winner Ricky Williams. Behind Williams' Cotton Bowl record 203 yards rushing and two touchdowns, the Longhorns snapped their seven-game losing slide to Jackie Sherrill and defeated Mississippi State 38-11 in the Southwestern Bell Cotton Bowl Classic.

Texas struck early in the contest behind the arm of quarterback Major Applewhite. The freshman found Wayne McGarity late in the opening period on a 59-yard scoring strike, giving Texas an early 7-0 lead.

The Longhorns took advantage of good field position and a long pass play to take a 14-0 lead, as Applewhite again called McGarity's number for a 52-yard touchdown with 5:11 to go in the first half.

Mississippi State would close out the scoring in the half with a 39-yard field goal from senior Brian Hazelwood.

After showcasing their passing game in the first half, Texas began to exploit a tired Bulldog defense with a running game that featured the NCAA's career rushing leader in Williams, who got the scoring started in the second half with a 37-yard gallop to stretch the Longhorns' lead to 21-3 just 2:26 into the second half. A Kris Stockton field goal would extend the UT lead to 24-3 six minutes later.

The Bulldog offense, led by James Johnson's 112 yards on the ground, still struggled to find its niche against a stubborn Texas defense. An injury to star all-purpose receiver Kevin Prentiss in the opening half made their task even more difficult. Unable to keep the weary MSU defense off the field, the Bulldogs were victimized by another Williams' scoring run at the 2:42 mark of the third period as Texas grabbed control of the contest with a 31-3 advantage.

**Mississippi State** 0 3 0 8 = 11  
**Texas** 7 7 24 0 = 38

**UT** — McGarity 59 pass from Applewhite (Stockton kick), 2:17 1st

**UT** — McGarity 52 pass from Applewhite (Stockton kick), 5:11 2nd

**MSU** — Hazelwood 39 FG, 2:32 2nd

**UT** — R. Williams 37 run (Stockton kick), 12:34 3rd

**UT** — Stockton 47 FG, 6:39 3rd

**UT** — R. Williams 2 run (Stockton kick), 2:42 3rd

**UT** — Cavil 18 pass from Applewhite (Stockton kick), 0:14 3rd

**MSU** — Grant 5 pass from Wyatt (J. Johnson rush), 10:07 4th

	MSU	UT
<b>First Downs</b>	18	27
<b>Rushes-Yards</b>	32-87	43-238
<b>Passing Yards</b>	205	225
<b>Passes (C-A-I)</b>	16-40-1	15-26-0
<b>Total Offense</b>	292	463
<b>Fumbles-Lost</b>	2-1	1-0
<b>Penalties-Yards</b>	9-89	5-55
<b>Time of Possession</b>	27:59	32:01

**RUSHING: (MSU)** J.Johnson 22-112, D.McKinley 2-7, Rainey 1-2, Prather 1-(-3), Madkin 4-(-11), Wyatt 2-(-20); **(UT)** R.Williams 30-203 2TD, Mitchell 7-26, Brown 3-15, Applewhite 3-(-6).

**PASSING: (MSU)** Wyatt 12-24-0 156 1TD, Madkin 4-16-1 49; **(UT)** Applewhite 15-26-0 225 3TD.

**RECEIVING: (MSU)** Grant 4-62 1TD, K.Cooper 4-38, Love 2-33, Kelly 2-14, J.Johnson 1-22, D.McKinley 1-20, Prentiss 1-8, Butler 1-8; **(UT)** R.Williams 5-45, McGarity 4-132 2TD, Cavil 3-31 1TD, Lewis 2-26, Nunez 1-(-9).

**Attendance:** 72,611





# 1999 PEACH BOWL



## Mississippi State 17 Clemson 7

December 30, 1999 - The Georgia Dome - Atlanta, Georgia

Behind the impetus that had been the key all season — defense — Mississippi State downed Clemson 17-7 in the 1999 Chick-fil-A Peach Bowl in Atlanta's Georgia Dome.

The win gave State its 10th victory of the season, grouping the '99 Bulldogs with MSU's '40 edition which also posted 10 victories.

MSU notched the win despite allowing the most yardage it had all season (391), with 301 of that coming from quarterback Brandon Streeter who passed 50 times in the game.

Defense was the norm in the first half for both squads as the teams played to a scoreless tie at halftime. The closest either team got to a score in the first half was when Clemson advanced to State's 9-yard line late in the first quarter. But Tiger Tony Lazzara's field goal attempt was blocked by Bulldog senior Robert Bean, who registered his seventh career blocked kick.

State wasted little time breaking the scoring ice in the second half. After Pig Prather returned the opening kickoff after intermission 45 yards to the MSU 47-yard line, the Bulldogs drove 31 yards on seven plays to set up a 39-yard field goal from Scott Westerfield at the 12:39 mark.

Three possessions later, Clemson threatened to answer, driving to the State 13 where it faced a fourth-and-7. The Tigers elected to go for it, but the MSU defense held firm, with defensive lineman John Hilliard batting down a Streeter pass.

The quarter would end with State leading 3-0. The fourth quarter would be quite a different story in terms of point production, as the teams combined for three touchdowns in the final frame.

State extended its lead to 10-0 on the first full drive of the final period, going 43 yards on 10 plays with quarterback Wayne Madkin scrambling for a 2-yard score. The drive was set up at Clemson's 43-yard line on an interception by Bulldog Eugene Clinton, one of five State pickoffs in the contest.

Clemson would answer on the ensuing possession with its only score of the night. The Tigers drove 70 yards on eight plays with Streeter diving in from a yard out.

But State was not intimidated. The Bulldogs answered that challenge with a solid eight-play, 57-yard charge of their own. Madkin, the game's Most Valuable Offensive Player, found tailback Dontae Walker on the left side and Walker jaunted 15 yards for the touchdown which iced the game for MSU at 17-7 with 4:31 remaining in regulation.

<b>Mississippi State</b>	<b>0</b>	<b>0</b>	<b>3</b>	<b>14</b>	<b>=</b>	<b>17</b>
<b>Clemson</b>	<b>0</b>	<b>0</b>	<b>0</b>	<b>7</b>	<b>=</b>	<b>7</b>

**MSU** — Westerfield 39 FG, 12:39

**MSU** — Madkin 2 run (Westerfield kick), 11:40

**CU** — Streeter 1 run (Lazzara kick), 8:15

**MSU** — D.Walker 15 pass from Madkin (Westerfield kick), 4:31

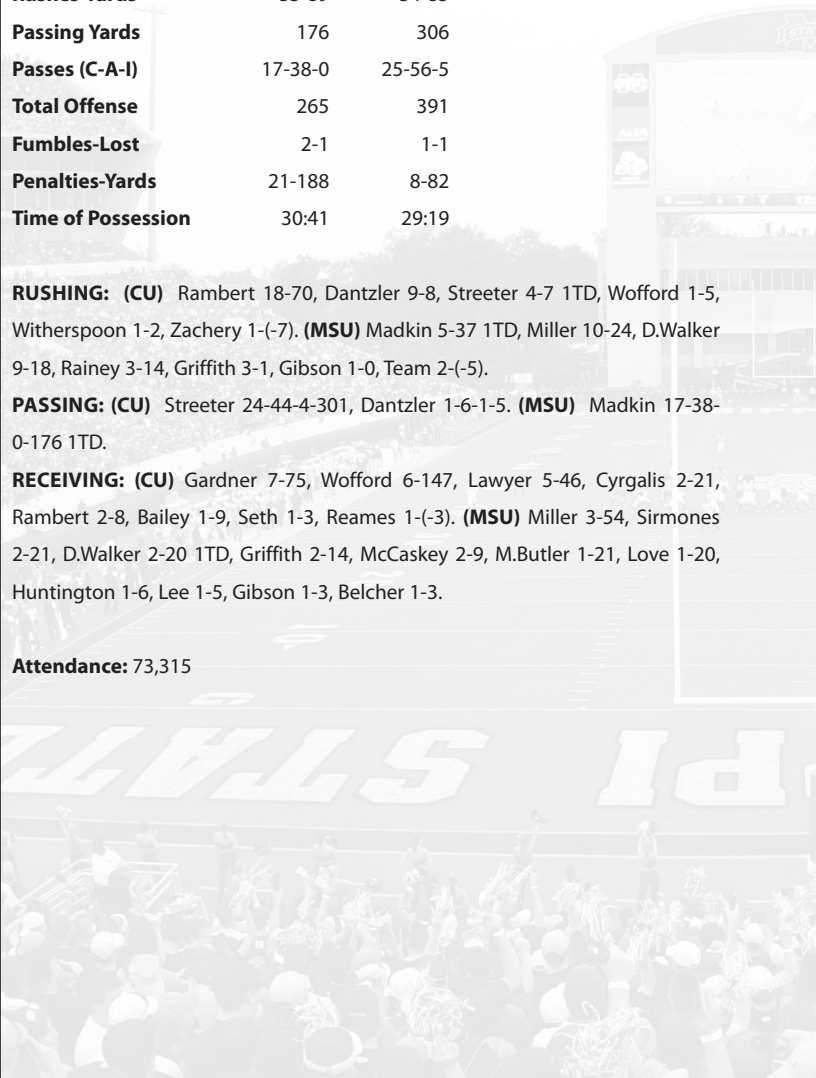
	<b>MSU</b>	<b>CU</b>
<b>First Downs</b>	16	24
<b>Rushes-Yards</b>	33-89	34-85
<b>Passing Yards</b>	176	306
<b>Passes (C-A-I)</b>	17-38-0	25-56-5
<b>Total Offense</b>	265	391
<b>Fumbles-Lost</b>	2-1	1-1
<b>Penalties-Yards</b>	21-188	8-82
<b>Time of Possession</b>	30:41	29:19

**RUSHING: (CU)** Rambert 18-70, Dantzler 9-8, Streeter 4-7 1TD, Wofford 1-5, Witherspoon 1-2, Zachery 1-(-7). **(MSU)** Madkin 5-37 1TD, Miller 10-24, D.Walker 9-18, Rainey 3-14, Griffith 3-1, Gibson 1-0, Team 2-(-5).

**PASSING: (CU)** Streeter 24-44-4-301, Dantzler 1-6-1-5. **(MSU)** Madkin 17-38-0-176 1TD.

**RECEIVING: (CU)** Gardner 7-75, Wofford 6-147, Lawyer 5-46, Cyrgalis 2-21, Rambert 2-8, Bailey 1-9, Seth 1-3, Reames 1-(-3). **(MSU)** Miller 3-54, Sirmones 2-21, D.Walker 2-20 1TD, Griffith 2-14, McCaskey 2-9, M.Butler 1-21, Love 1-20, Huntington 1-6, Lee 1-5, Gibson 1-3, Belcher 1-3.

**Attendance:** 73,315





# 2000 INDEPENDENCE BOWL



## Mississippi State 41 Texas A&M 38 (OT)

December 31, 2000 - Independence Bowl - Shreveport, Louisiana

Willie Blade blocked an extra point, Julius Griffith ran it to the end zone for a two-point conversion, and Wayne Madkin scored from 6 yards out — all in overtime — to give Mississippi State a hard-fought, 43-41 decision over Texas A&M in the snow-filled Independence Bowl.

The Aggies took advantage of a couple of early MSU miscues on the snow-covered field to take a 14-0 edge seven minutes into the game. After scoring following a mishandled MSU snap just over two minutes into the contest, A&M continued to control momentum on fullback Ja'Mar Toombs' 4-yard plunge. Toombs had a game-high 193 yards.

Jackie Sherrill's Bulldogs fought back in the second quarter. With Toombs running through the State defense, Dontae Walker returned the favor to the Aggie stoppers, tallying 143 yards of his own. The sophomore took a handoff up the middle and scurried for 40 of those yards over the goal line to cut the lead.

With just over a minute until halftime, State scored behind Wayne Madkin. After the junior quarterback rushed for 10 yards, he connected on two pass plays, the second a four-yard score to Dicenso Miller to tie the game at 14.

A&M bounced back with 31 seconds left in the half to take a 20-14 lead into the locker room. Quarterback Mark Farris lofted a ball high and deep into the heavy falling snow, finding Robert Ferguson on a 42-yard score.

The Aggies tried to put the game out of reach with two fourth-quarter touchdowns. On the opening play of the period, Farris once again went deep, this time connecting with Bethel Johnson on a 35-yard strike. A two-point conversion put the Aggies up 28-21. Toombs extended the lead on the following possession, rushing in from 13 yards to give A&M a 35-21 edge.

Walker cut the lead back to seven as he rushed in from 32 yards out, and, after a Marco Minor interception put MSU at the Aggie 4-yard line, Madkin found tight end Donald Lee in the end zone for the touchdown that sent the game into overtime, tied 35-35.

In the extra session, Toombs rushed in from 25 yards out on the first play to put A&M up 41-35. Blade reached up and blocked the Aggie extra point try. Eugene Clinton picked up the loose ball and pitched to Griffith who ran it in for two points.

Faced with a must-score situation on State's first overtime try, Madkin rushed down to the Aggies' 6-yard line and then took a keeper into the end zone to clinch the 43-41 win in what has become known as "Snow Bowl 2000".

Mississippi State	0	14	7	14	8	=43
Texas A&M	14	6	0	15	6	=41

- TAMU** — Whitaker 9 run (Kitchens kick), 12:56, 1st
- TAMU** — Toombs 4 run (Kitchens kick), 8:06, 1st
- MSU** — Walker 40 run (Westerfield kick), 9:22, 2nd
- MSU** — Miller 4 pass from Madkin (Westerfield kick), 7:22, 2nd
- TAMU** — Ferguson 42 pass from Farris (Kitchens kick failed), 0:46, 2nd
- MSU** — Walker 1 run (Westerfield kick), 11:55, 3rd
- TAMU** — Johnson 35 pass from Farris (Whitaker rush), 14:51, 4th
- TAMU** — Toombs 13 run (Kitchens kick), 9:20, 4th
- MSU** — Walker 32 run (Westerfield kick), 8:17, 4th
- MSU** — D.Lee 3 pass from Madkin (Westerfield kick), 1:30, 4th
- TAMU** — Toombs 25 run (Kitchens kick failed)
- MSU** — Griffith PAT return
- MSU** — Madkin 6 run

	MSU	TAMU
<b>First Downs</b>	16	14
<b>Rushes-Yards</b>	40-246	47-209
<b>Passing Yards</b>	71	133
<b>Passes (C-A-I)</b>	9-19-0	9-11-1
<b>Total Offense</b>	317	342
<b>Fumbles-Lost</b>	4-1	1-1
<b>Penalties-Yards</b>	6-45	7-71
<b>Time of Possession</b>	28:59	31:01

**RUSHING: (MSU)** Walker 16-143 3TD, Miller 11-48, Jus. Griffith 2-17, Madkin 11-38 TD. **(TAMU)** Toombs 35-193 3TD, Whitaker 8-16 TD, Weber 2-2, Farris 2-(-2).  
**PASSING: (MSU)** Madkin 9-19-0-71 2TD. **(TAMU)** Farris 9-11-1-133 2TD.  
**RECEIVING: (MSU)** Miller 4-30 TD, D.Lee 2-29 TD, Lindsey 1-7, Butler 1-3, Jus. Griffith 1-2. **(TAMU)** Ferguson 3-54 TD, Toombs 2-(-4), Johnson 1-35 TD, Porter 1-31, Taylor 1-15, Weber 1-2.

**Attendance:** 36,974





# 2007 LIBERTY BOWL



## Mississippi State 10 UCF 3

December 29, 2007 - Liberty Bowl Stadium - Memphis, Tennessee

Mississippi State cashed in on Central Florida's fourth turnover of the game, marching to the lone touchdown of the day late in the fourth quarter, to defeat the Knights 10-3 in the 49th renewal of the AutoZone Liberty Bowl, a game that was otherwise very defensive in nature.

With the win, MSU ended the 2007 season at 8-5, its most wins since 2000, and improved to 2-0 all-time over UCF which ended the year 10-4 after winning its last seven games and claiming the Conference USA crown. The Bulldogs also improved to 7-6 all-time in bowl games with the victory and has now been victorious its last three bowl appearances.

The late score, a 1-yard plunge by running back Anthony Dixon, came with just 1:54 remaining in the game. It capped a 10-play, 59-yard drive, State's longest of the day by almost 20 yards, that was setup by Bulldog Keith Fitzhugh's interception of Knight quarterback Kyle Israel, his third pick of the contest.

But until that point in the game, neither team had generated much offense in a game very much controlled by the defenses. Only two second quarter field goals - one by each team - graced the scoreboard in the first three quarters and the teams would combined for just 418 yards of total offense in the affair.

After a scoreless first quarter started the lowest scoring first half in Liberty Bowl history, UCF finally broke scoring ice after gaining excellent field position at the Bulldog 46 early in the second period. The Knights then moved the ball 18 yards to set up a Michael Torres 45-yard field goal that just cleared the crossbar. UCF led 3-0 with 11:49 to go before the intermission.

After the Knights forced a State punt on the next drive, the Bulldogs got their first break of the afternoon. MSU's Derek Pegues, named the game's Most Valuable Player, picked off the first of two passes at the Knight 46 and returned it 40 yards to the 6-yard line. UCF stood strong, however, and held MSU to a 22-yard Adam Carlson field goal, tying the game at the 6:02 mark.

UCF would have scoring chances on two consecutive drives in the third and fourth periods but Torres, who came into the game having hit 19-of-21 field goals on the year, would miss from 32 and 37 yards on those drives, negating offensive momentum the Knights had built at that point in the contest.

Dixon ended the day with 86 yards on 24 carries for the Bulldogs, who managed just 198 yards from scrimmage the entire game.

State's defense held Central Florida's star running back, Kevin Smith, somewhat in check. The nation's leading rusher still tallied 119 yards on the ground, coming up just 62 yards shy of breaking Barry Sanders' NCAA single-season record.

The game's attendance of 63,816 established a new Liberty Bowl record. The previous record of 61,497 was set in 1991 when the Bulldogs played Air Force.

<b>UCF</b>	<b>0</b>	<b>3</b>	<b>0</b>	<b>0</b>	<b>=</b>	<b>3</b>
<b>Mississippi State</b>	<b>0</b>	<b>3</b>	<b>0</b>	<b>7</b>	<b>=</b>	<b>10</b>

- UCF** — Torres 45 FG, 11:49, 2nd
- MS** — Carlson 22 FG, 6:02, 2nd
- MS** — Dixon 1 run, (Carlson kick), 1:54, 4th

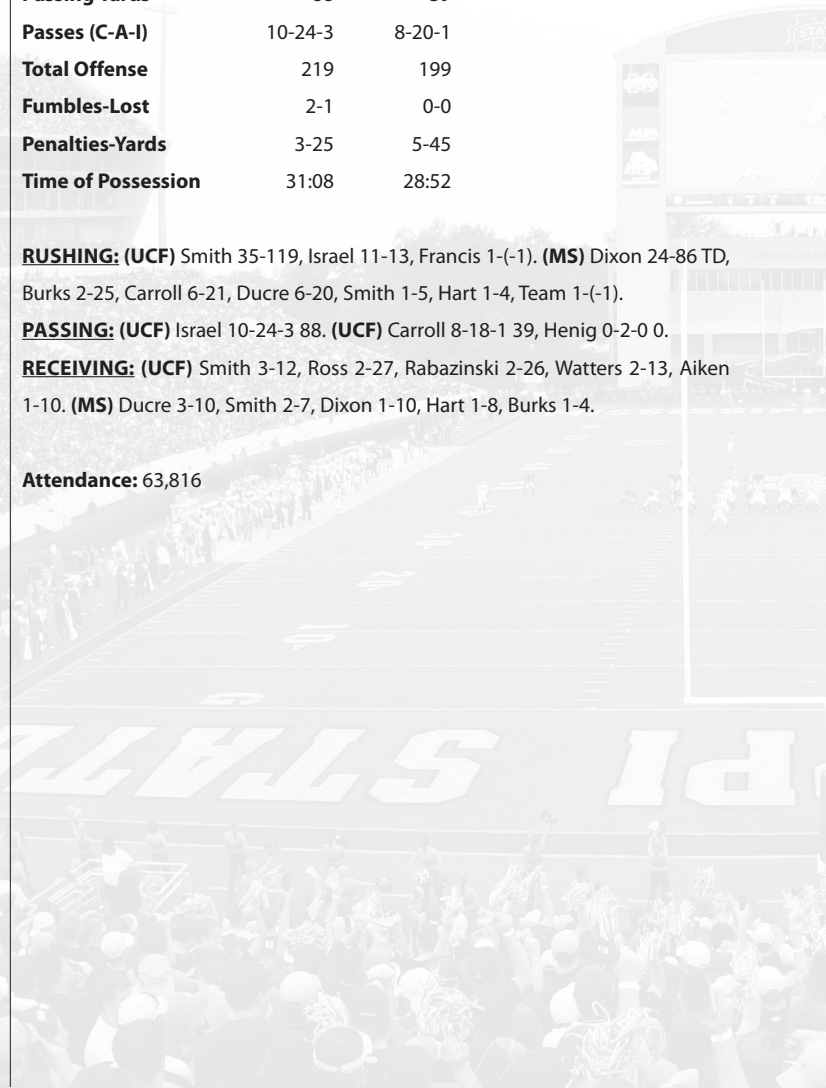
	<b>UCF</b>	<b>MSU</b>
<b>First Downs</b>	13	10
<b>Rushes-Yards</b>	47-131	41-160
<b>Passing Yards</b>	88	39
<b>Passes (C-A-I)</b>	10-24-3	8-20-1
<b>Total Offense</b>	219	199
<b>Fumbles-Lost</b>	2-1	0-0
<b>Penalties-Yards</b>	3-25	5-45
<b>Time of Possession</b>	31:08	28:52

**RUSHING:** (UCF) Smith 35-119, Israel 11-13, Francis 1-(-1). (MS) Dixon 24-86 TD, Burks 2-25, Carroll 6-21, Ducre 6-20, Smith 1-5, Hart 1-4, Team 1-(-1).

**PASSING:** (UCF) Israel 10-24-3 88. (UCF) Carroll 8-18-1 39, Henig 0-2-0 0.

**RECEIVING:** (UCF) Smith 3-12, Ross 2-27, Rabazinski 2-26, Watters 2-13, Aiken 1-10. (MS) Ducre 3-10, Smith 2-7, Dixon 1-10, Hart 1-8, Burks 1-4.

**Attendance:** 63,816







## Mississippi State 52 Michigan 14

January 1, 2011 - EverBank Field - Jacksonville, Fla.

It was an offensive clinic from start to finish for Mississippi State, as the Bulldogs manufactured 485 total yards en route to a dominating 52-14 win against Michigan in the 66th annual Gator Bowl at EverBank Field.

Mississippi State, now 7-7 all-time in bowl games, also set several school bowl records with points scored (52) and margin of victory (38). In addition, the 485 total yards of offense were second only to the 499 gained against North Carolina in the 1974 Sun Bowl.

Chris Relf, named the game's MVP, completed 18 of his 23 passes for 281 yards and three touchdowns. The 281 passing yards were the second most in MSU bowl history. They are also the only two quarterbacks to throw for more than 200 yards in a bowl game. Relf, a junior from Montgomery, Ala., also scored on the ground from 1-yard out and finished with 311 total yards.

As prolific as MSU's offense was, so too was the defense. The Bulldogs held the Wolverines (7-6) to 342 yards, with 153 coming in the opening quarter. Michigan did enjoy a 14-10 lead after the first frame, but failed to score another point the remainder of the game.

Quarterback Denard Robinson was limited to a season-low 51 yards after grounding out 59 in the first quarter.

Robinson's arm produced the game's first points when he connected with Roy Roundtree for a 10-yard scoring strike. MSU quickly answered, though, and evened the score when Relf hit Arceto Clark from 4 yards out.

On their next possession, the Bulldogs took their first lead at 10-7 on a 42-yard field goal by Derek DePasquale. Back came the Wolverines, however, who went back on top following a 27-yard touchdown pass from Robinson to Martavious Odoms.

That play, though, would be Michigan's last highlight of the game. From that point, it was all Mississippi State.

With 11:38 left in the first half, Vick Ballard scored the first of his three touchdowns to give MSU a 17-14 lead. Then with 6:35 remaining, Relf found the end zone to extend the advantage to 24-14.

But the Bulldogs weren't done, as they scored again with 25 seconds left, this time on a 15-yard pass from Relf to Ricco Sanders, his first-career TD reception, for a 31-14 lead.

In the second half, the Bulldogs, who converted 9 of their 17 third-down attempts and were 5 of 5 on fourth down, got two more touchdowns from Ballard covering 1 and 7 yards. Ballard finished the year with 19 rushing touchdowns, breaking the single-season mark of 16 set by Jackie Parker in 1952.

MSU's final points were the result of a 31-yard pass from Relf to Michael Carr, the first of the freshman's young and promising career.

<b>Mississippi State</b>	<b>10 21 14 7 = 52</b>
<b>Michigan</b>	<b>14 0 0 0 = 14</b>

MICH - Roundtree 10 pass from Robinson (Gibbons kick), 10:56, 1st  
 MS - Arceto Clark 4 yd pass from Chris Relf (D. DePasquale kick), 5:31, 1st  
 MS - D. DePasquale 42 yd field goal, 2:23, 1st  
 MICH - Odoms, M. 27 yd pass from Robinson, D. (Gibbons, B. kick), 0:34, 1st  
 MS - Vick Ballard 2 yd run (D. DePasquale kick), 11:38, 2nd  
 MS - Chris Relf 1 yd run (D. DePasquale kick), 6:35, 2nd  
 MS - Ricco Sanders 15 yd pass from Chris Relf (D. DePasquale kick), 0:25, 2nd  
 MS - Vick Ballard 1 yd run (D. DePasquale kick), 6:19, 3rd  
 MS - Vick Ballard 7 yd run (D. DePasquale kick), 0:10, 3rd  
 MS - Michael Carr 31 yd pass from Chris Relf (D. DePasquale kick), 10:31, 4th

	MSU	MICH
<b>First Downs</b>	26	17
<b>Rushes-Yards</b>	58-204	25-88
<b>Passing Yards</b>	281	254
<b>Passes (C-A-I)</b>	18-23-1	27-41-1
<b>Total Offense</b>	485	342
<b>Fumbles-Lost</b>	0-0	1-1
<b>Penalties-Yards</b>	3-23	5-40
<b>Time of Possession</b>	35:15	24:45

**RUSHING: (MSU)** Vick Ballard 20-76; L. Perkins 9-40; Robert Elliott 6-36; Chris Relf 15-30; Adrian Marcus 7-24; Tyler Russell 1-minus 2. **(Michigan)** Robinson, D. 11-59; Shaw, Michael 4-19; Smith, Vincent 7-13; Toussaint, F. 2-5; Grady, Kelvin 1-minus 8.

**PASSING: (MSU)** Chris Relf 18-23-1-281. **(Michigan)** Robinson, D. 27-41-1-254.

**RECEIVING: (MSU)** Chris Smith 4-46; Michael Carr 3-65; Arceto Clark 3-45; L. Perkins 2-79; Ricco Sanders 2-23; Brandon Heavens 2-12; Vick Ballard 2-11. **(Michigan)** Roundtree, Roy 9-53; Stonum, Darryl 7-59; Hemingway, J. 4-49; Koger, Kevin 2-42; Smith, Vincent 2-17; Odoms, M. 1-27; Toussaint, F. 1-5; Shaw, Michael 1-2.

**Attendance:** 68,325





# THE UNIVERSITY

## WELCOME TO OUR STATE

### UNIVERSITY HISTORY

Mississippi State University forms part of a cohesive community with the growing agricultural-commercial-industrial town of Starkville. Located in the eastern part of north-central Mississippi, it is 125 miles northeast of Jackson and 23 miles west of Columbus; it is served by Highways 82, 12 and 25 and by air service through the Golden Triangle Regional Airport 14 miles east. Away from urban complexities, the community enjoys many intellectual, cultural, and recreational advantages: the MSU-Starkville Civic Symphony and Chorus; the Starkville Community Theater; the University Lyceum series, bringing professional musical, dramatic, and artistic groups and performers to the campus; art exhibits, plays, and recitals by local and visiting artists; public radio and public television programs through Mississippi Public Broadcasting performances by popular musical groups of regional and national celebrity; frequent intercollegiate athletic events in modern facilities; and a variety of recreational opportunities on playing fields and courts, in neighboring forests, fields, and lakes, and along the nearby Tennessee-Tombigbee Waterway.

### THE UNIVERSITY

Mississippi State University is a comprehensive, doctoral-degree-granting university offering to a diverse and capable student body a wide range of opportunities and challenges for learning and growth; to the world of knowledge, vigorous and expanding contributions in research, discovery, and application; and to the State and its people in every region, a variety of expert services. Mississippi State University is designated as a Doctoral/Extensive institution by the Carnegie Foundation for the Advancement of Teaching. It is representative of the American Land-Grant tradition and distinctive in its own character and spirit, born of its Mississippi heritage and the vision and loyal perseverance of those who have labored in its development. Mississippi State University is accredited by the Southern Association of Colleges and Schools Commission on Colleges, Inc. to award baccalaureate, masters, specialist, and doctorate degrees.

An able faculty, drawn from the best institutions in all parts of the nation, strive earnestly to demonstrate excellence in teaching, while producing in their specialized studies scholarly books, articles, and conference papers that gain respect for themselves, the University, and the state. Thus they ensure for their students instruction that is in immediate touch with current knowledge and thought. A body of energetic researchers, both faculty and other, assisted by an effective research administration, places Mississippi State among the first one hundred universities in the nation in research and development in the sciences and engineering. The University's service agencies are similarly distinguished, earning the respect and support of their varied constituencies throughout the state, as well as in other states and in foreign countries.



**The Drill Field at the center of campus**





On Dec. 10, 2008, Dan Mullen was hired as Mississippi State's 32nd head football coach.

In his first game as head coach on Sept. 5, 2009, Mullen led the Bulldogs to a 45-7 win over Jackson State.

Mullen and the Bulldogs rolled over Ole Miss 41-27 in the 2009 finale.

# DAN MULLEN



State began a six-game winning streak with a 24-12 victory over Georgia on Sept. 25, 2010.

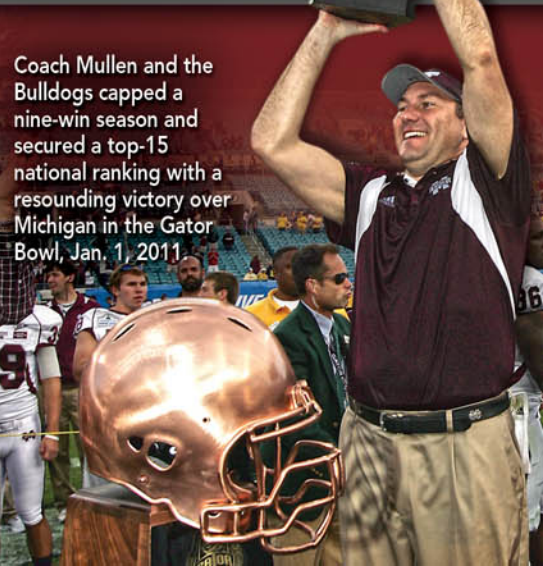
The Bulldogs topped Florida in Gainesville 10-7 on Oct. 16, 2010 and cracked the top-25 for the first time since 2001.

Dan Mullen becomes the first Mississippi State coach since 1940 to win the Egg Bowl in his first two seasons.



Bulldog fans have responded to Mississippi State's recent success on the gridiron, selling out Davis Wade Stadium the last 10 games. In seven games at Davis Wade Stadium last season, Mississippi State averaged 54,999 fans a game, a new single-season record and the second consecutive year the stadium single-season average attendance record has fallen.

Coach Mullen and the Bulldogs capped a nine-win season and secured a top-15 national ranking with a resounding victory over Michigan in the Gator Bowl, Jan. 1, 2011.







## 2011 BULLDOG FOOTBALL



Sept. 1 at Memphis



Oct. 1 at Georgia\*



Nov. 5 UT-MARTIN [HC]



Sept. 10 at Auburn\*



Oct. 8 at UAB



Nov. 12 ALABAMA\*



Sept. 15 LSU\*



Oct. 15 SOUTH CAROLINA\*



Nov. 19 at Arkansas\*^



Sept. 24 LOUISIANA TECH



Oct. 29 at Kentucky\*



Nov. 26 OLE MISS\*

Home games in **ALL CAPS**; \*-denotes SEC game; ^-game played in Little Rock, Ark.