


FACTS AND FIGURES

TEAM FACTS STATISTICAL DETAILS

Sydney



Adelaide



Melbourne



Canberra



Brisbane



AUSTRALIA

Team facts

Pre-selection: March/April 1992; Number of players selected: 40 for a first selection, 30 for a second and 24 for a third one; Coach: Les Scheinflug; Status of the Coach: Responsible for U-20 and U-17 National Team, Assistant Coach of the National and Olympic Team; Average age of the team: 19/2; Players who play in 1st division clubs: Cranney, Iocca, F. Juric, Milicic, Moric, Muscat, Trpceviski, Tsekenis.

Preparatory stage

a) before qualifying competition

Australia as host nation automatically qualified

b) after qualifying competition

Final selection: 20.2.1993

Training camps: 3.-24.3.1992 European Camp in Holland, Belgium and Germany (9 training matches), 20.9.-12.10.1992 South American Camp (10 Nations Tournament in Venezuela), (3 train-

ing matches in Uruguay and Chile), 2.-15.2.1993 Arab Camp (Training camps in Saudi Arabia, Oman and United Arab Emirates with 5 training matches)

Training matches: 22 training matches between September 1992 and February 1993

Emphasis: to get balance in defence, to develop team work (talks to players, discussions etc.), to develop self-confidence, standard situations, individual technique and tactics, goalkeeper training

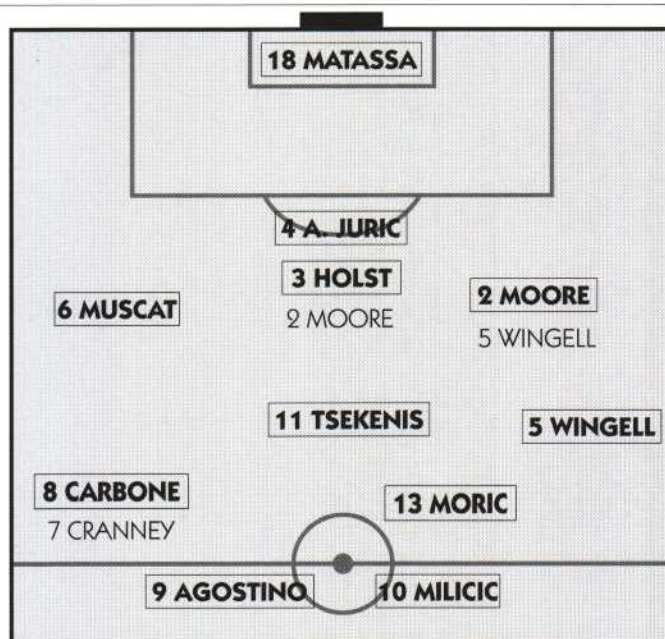
Problems: Shaun Cranney, Mark Wingell and Ante Milicic were still suffering from injuries up to a few days before the competition started. But they were ready for the start of the competition.

HOST NATION, AUTOMATICALLY QUALIFIED

RESULTS AT AUSTRALIA '93

05.03.93	Australia v. Colombia	2:1 (1:1)
08.03.93	Australia v. Russia	3:1 (1:1)
11.03.93	Australia v. Cameroon	0:2 (0:1)
13.03.93	Australia v. Uruguay	2:1, 1:1 (0:1) a.e.t. (sudden death)
17.03.93	Australia v. Brazil	0:2 (0:0)
20.03.93	Australia v. England	1:2 (0:1)

Final Ranking: 4th place



Players' Appearances

Engagements des Joueurs

Actuación de Jugadores

Spielereinsätze

No.	Name	Pos.	Date of Birth	Club	Match 1	Match 2	Match 3	Match 4*	Match 5	Match 6	Total
					v. COL 2:1	v. RUS 3:1	v. CMR 0:2	1/4 Final v. URU 2:1 1:1 (0:1)	1/2 Final v. BRA 0:2	3 rd Place v. ENG 1:2	
1	JURIC Frank	GK	28.10.73	Melbourne Croatia	R	R	R	R	R	R	-
2	MOORE Craig	DF	12.12.75	A.I.S.	90	90	-	100	90	-	370
3	HOLST Aaron Patrick	DF	06.03.74	Marconi	R	45	90	100	90	90	415
4	JURIC Ante Milan	DF	11.11.73	Canberra Metros	90	90	90	100	90	90	550
5	WINGELL Marc Nelson	DF/MF	03.10.73	Perth Italia	90	45	R	100	90	90	415
6	MUSCAT Kevin Vincent (Capt.)	DF	07.08.73	South Melbourne	90	90	90	100	90	90	550
7	CRANNEY Sean Ashley	MF	02.10.73	Brisbane United	63	18	-	-	-	-	81
8	CARBONE Anthony	MF	13.10.74	Perth Italia	90	90	90	100	90	90	550
9	AGOSTINO Paul	FW	09.06.75	Young Boys Berne (Switzerl.)	90	90	90	100	90	90	550
10	MILICIC Ante Josip	FW	04.04.74	Sydney Croatia	90	90	20	83	45	90	418
11	TSEKENIS Peter	MF	04.08.73	Sydney Olympic	90	90	90	100	63	90	523
12	TSEKINIS Jimmy	FW	08.05.75	West. Adelaide	R	R	90	17	45	45	197
13	MORIC Ante Tomislav	MF	19.04.74	Sydney Croatia	73	90	45	100	90	51	449
14	MACOLINO Fabio	FW	23.08.74	Marconi	17	R	90	R	R	R	107
15	TRPCEVSKI Vasko	MF	07.03.75	Preston	R	R	45	R	R	39	84
16	IOCCA Darren Patrick	MF	29.08.74	Marconi	27	72	70	R	27	45	241
17	RADECKI Nicholas Axel	FW	27.12.73	Sunshine George Cross	R	R	R	R	R	R	-
18	MATASSA Vincent	GK	21.09.73	Perth Italia	90	90	90	100	90	90	550

* extra-time with sudden death after 10 minutes

BRAZIL

Team facts

Pre-selection: March 1992; Number of players selected: 32, employed: 14; Coach: Julio Cesar Leal Junior; Status of the coach: U-20 Coach; Average age of the team: 19/2; Players who play in 1st division clubs: Adriano, Caico, Cate, Dida, Gelson, Marcelinho, Mauricio.

Preparatory stage

a) before qualifying competition: 1st selection: March 1992, 2nd selection: June 1992, 3rd selection: July 1992 (30 days before South American Championship)

Criteria for selection: Selections took place in close co-operation with state and club coaches due to great geographical distances within the country; Criteria were: physical, technical and psychological capacities, good mixture between skillful players, players who are capable of organising the game, players with a good fighting spirit; Emphasis (in only one real training camp): teamwork, linking defence with midfield and attack

Problems: One player who was in the team, signed a contract with a Japanese club and was not available for the South American Championship, and was therefore not selected for Australia either.

Qualifying competition in Medellin (Colombia) from August 16 to 30, 1993: finished 1st

b) after qualifying competition: Pre-selection: June 1992, Final selection: February 18, 1993

Training camps: 14.-17.9.1992 Cetrhen (Teresopolis, Brazil), 19.9.-4.10.1992 Valencia (Venezuela), 16.-29.11.1992 Cetrhen (Teresopolis, Brazil) 1.-15.12.1992 Australia, 26.1.-23.2.1993 Cetrhen (Teresopolis, Brazil)

Preparation matches: 11 matches since September 1992 versus local clubs and national U-20 teams; Emphasis of short-term preparatory stage: 1st phase: endurance, 2nd phase: speed, 3rd phase: ball work, 4th phase team and individual tactics, set pieces

Problems: no real problems: CBF did allow some players to play for their clubs during the camp.

Arrival in Australia. 24.2.1993

RESULTS OF QUALIFYING COMPETITION

18.08.92	Brazil v. Bolivia	1:0
21.08.92	Brazil v. Ecuador	2:0
23.08.92	Brazil v. Paraguay	1:0
26.08.92	Brazil v. Uruguay	0:0
28.08.92	Brazil v. Ecuador	2:0
30.08.92	Brazil v. Colombia	1:0

RESULTS AT AUSTRALIA '93

07.03.93	Brazil v. Saudi Arabia	0:0
09.03.93	Brazil v. Mexico	2:1 (1:0)
11.03.93	Brazil v. Norway	2:0 (0:0)
14.03.93	Brazil v. USA	3:0 (1:0)
17.03.93	Brazil v. Australia	2:0 (0:0)
20.03.93	Brazil v. Ghana	2:1 (0:1)

Final Ranking: 1st place



Players' Appearances

Engagements des Joueurs

Actuación de Jugadores

Spielereinsätze

No.	Name	Pos.	Date of Birth	Club	Match 1	Match 2	Match 3	Match 4	Match 5	Match 6	Total
					v. KSA 0:0	v. MEX 2:1	v. NOR 2:0	1/4 Final v. USA 3:0	1/2 Final v. AUS 2:0	Final v. GHA 2:1	
1	DIDA	GK	07.10.73	E.C. Vitória	90	90	90	90	90	90	540
2	BRUNO	DF	26.03.74	C.R. Vasco da Gama	90	90	90	90	90	90	540
3	GELSON	DF	11.05.74	C.R. Flamengo	90	90	90	90	90	90	540
4	JUAREZ	DF	25.09.73	A. Portuguesa	90	90	90	90	90	90	540
5	MARCELINHO (Capt.)	MF	13.09.73	S.C. Corinthians	90	90	90	90	90	90	540
6	WAGNER	DF	28.12.73	C.A. Juventus	90	90	90	45	-	-	315
7	CATE	FW	07.11.73	Sao Paulo F.C.	80	90	90	90	90	90	530
8	PEREIRA	MF	21.08.73	Sao Paulo F.C.	75 (e)	-	30	84	90	61	340
9	GIAN	FW	25.08.74	C.R. Vasco da Gama	90	90	78	90	83	90	521
10	ADRIANO SILVA	MF/FW	20.09.74	Neuchâtel Xamax (Switzerl.)	90	82	90	90	90	89	531
11	YAN	MF	01.05.75	C.R. Vasco da Gama	65	77	90	90	90	90	502
12	FÁBIO	GK	12.10.75	C.R. Flamengo	R	R	R	R	R	R	-
13	ANDRE LUIZ	DF	15.02.74	Guarani F.C.	R	R	R	R	R	R	-
14	ARGEL	DF	04.09.74	S.C. Internacional	R	8	R	R	R	1	9
15	HERMES	MF	19.09.74	S.C. Corinthians	10	13	R	45	90	90	248
16	CAICO	MF	15.05.74	S.C. Internacional	25	90	60	6	7	29	217
17	ROBERTO	FW	29.03.74	S.C. Corinthians	R	R	R	R	R	R	-
18	JARDEL	FW	18.09.73	C.R. Vasco da Gama	R	R	12	R	R	R	12

CAMEROON

Team facts

Start of team selection: January 1992; Number of players selected: 30; Number of players employed: 18; Coach: Jean Onguene Manga; Status of the coach: Responsible for U-20 National Team, responsible for the education of coaches, employed by the ministry of sports; Average age: 18/2 (youngest team); Youngest player of the tournament: Patrick Suffo Kengne, born on 17.1.1978; Players who play in 1st division clubs: Andomo, Anya, Eboue Eboue, Embe, Heuyot, Mbvoumin, Mimpo, Moukoko, Ndongo, Njuakam, Sielenu, Song, Suffo.

Preparatory stage

a) before qualifying competition:

Selection: January 1992: 1st selection in the regions, scouting in the different provinces (10) by regional coaches, each coach in the provinces built up a team, National coach visited the provinces, conducted courses and scouted players (2 weeks in

each province); June 1992: 1st national stage with 24 players (preparatory first qualifying match versus Uganda)
Criteria for selection: technical skill, collective play, physical capacity

Emphasis in long- and medium-term preparatory stage:

1st stage: physical work, individual technique, individual tactic, 2nd stage: team tactic, psychological work.

Qualifying competition (final tournament) in Mauritius

(30.1.-10.2.1993): finished 2nd

b) after qualifying competition: Pre-selection: after African Youth Cup of Nations, Final selection: 22.2.1993

Training camps: 16.-27.2.1993 Cameroon

Preparation matches: Matches v. senior national team and 1st division club teams of Cameroon

Emphasis in short-term preparation: Team tactic and technique, psychological work

Problems: Time for preparation was not long enough (late qualifying competition).

Arrival in Australia: 1.3.1993

RESULTS IN QUALIFYING COMPETITION

09.08.92	Cameroon v. Uganda	1:0
22.08.92	Uganda v. Cameroon	1:2
30.01.93	Cameroon v. Nigeria	1:0
01.02.93	Cameroon v. Ghana	2:0
03.02.93	Cameroon v. Mauritius	1:2
07.02.93	Cameroon v. Ethiopia	5:0
10.02.93	Cameroon v. Ghana	0:2

RESULTS AT AUSTRALIA '93

06.03.93	Cameroon v. Russia	0:2 (0:2)
08.03.93	Cameroon v. Colombia	2:3 (2:2)
11.03.93	Cameroon v. Australia	2:0 (1:0)

FINAL RANKING: 13th place



Players' Appearances

Engagements des Joueurs

Actuación de Jugadores

Spielereinsatz

No.	Name	Pos.	Date of Birth	Club	Match 1	Match 2	Match 3			Total
					v. RUS 0:2	v. COL 2:3	v. AUS 2:0			
1	EBOUE EBOUE André Joel	GK	25.06.74	Olympic Mvolyé	90	90	90			270
2	EDJENTE Appolinaire	MF	31.05.76	Mineduc Yaounde	R	R	R			-
3	NJUAKAM YEMBA Jeffrey	DF	17.12.73	Union Douala	90	R	90			180
4	MBVOUMIN Jean Claude	DF	05.12.73	Canon Yaounde	R	90	90			180
5	TCHOUTANG Bernhard Samuel	MF	02.09.76	Fovou	R	66	81 (e)			147
6	SIELENU NDIEFI Pius	FW	05.07.75	Lens (France)	90	90	90			270
7	HEUYOT TOBIT Blieriot	MF	27.11.75	Union Douala	90	24	R			114
8	MIMPO TSINTSEME Serge	MF	06.02.74	Canon Yaounde	90	90	90			270
9	SUFFO KENGNE Patrick Hervé	FW	17.01.78	Tonnerre	72	73	R			145
10	NDONGO KELLER Cyrille Yrenée	MF	16.02.74	Tonnerre	R	R	78			78
11	NDIBA MUKETE Frédéric Trouble	DF	04.01.75	Victoria	R	R	R			-
12	MOUKOKO Simon Hector	DF	27.11.76	Leopard	90	90	90			270
13	EMBE David	MF	13.11.73	Racing	90	90	12			192
14	SONG BAHANAC Rigobert (Capt.)	DF	01.07.76	Tonnerre	90	90	-			180
15	FOE Marc Vivien	MF	01.05.75	Fogape	90	90	90			270
16	ANDOMO Patrice	GK	22.01.74	Colombe	R	R	R			-
17	LEWONO Joseph	DF	01.09.76	Fovou	90	90	90			270
18	ANYA Barnabe Bienvenu	FW	15.08.76	Panther	18	17	90			125

COLOMBIA

Team facts

Pre-selection: December 1992: 30, January 1993: 22; Number of players selected: 30; Number of players employed: 20; Coach: Reinaldo Rueda Rivera; Status of the coach: Responsible for U-20 National Team with relations to the Senior National Team; Average age of the team: 19/5; Players who play in 1st division teams: Zambrano.

Preparatory stage

a) before qualifying competition:

Due to the fact that the coach took over the team after it had qualified for the World Youth Championship, there was no information available on the preparation for the qualifying competition.

Qualifying competition in Colombia, 16.-30.8.1992, finished 3rd

b) after qualifying competition:

Pre-selection: January 1993: 22 players, Final selection: 20.2.1993

Training camps: 4.1.-1.2.1993 Colombia (International tournament with 7 matches), 7.-26.2.1993 Colombia (6 training matches versus professional clubs)

Training matches since September 1992: 18 training matches in Venezuela and Colombia versus U-20 National teams and professional clubs

Emphasis in training sessions: physical condition (for 10 days), technical/tactical work (January/February 1993)

Problems: 2 players were injured before the competition and could not travel to Australia (Franky Oviedo, one of the team's key players, and Francisco Mosquera).

Arrival in Australia: 28.2.1993

RESULTS OF QUALIFYING COMPETITION

16.08.92	Colombia v. Peru	3:1
20.08.92	Colombia v. Chile	1:0
22.08.92	Colombia v. Uruguay	0:0
26.08.92	Colombia v. Ecuador	0:0
28.08.92	Colombia v. Uruguay	0:0
30.08.92	Colombia v. Brazil	0:1

RESULTS AT AUSTRALIA '93

05.03.93	Colombia v. Australia	1:2 (1:1)
08.03.93	Colombia v. Cameroon	3:2 (2:2)
11.03.93	Colombia v. Russia	1:3 (0:2)

Final Ranking: 12th place



Players' Appearances

Engagements des Joueurs

Actuación de Jugadores

Spielereinsätze

No.	Name	Pos.	Date of Birth	Club	Match 1	Match 2	Match 3				Total
					v. AUS 1:2	v. CMR 3:2	v. RUS 1:3				
1	VELEZ Daniel	GK	08.10.73	Envigado	90	90	90				270
2	QUINTERO Juan Carlos	DF	19.12.73	Nacional de Medellin	90	90	90				270
3	TIERRADENTRO John Fredy	MF	15.08.73	Boca Junior	90	90	90				270
4	ANGULO James	MF	20.01.74	América de Cali	R	R	13				13
5	DINAS Arley	DF	16.05.74	América de Cali	90	90	90				270
6	MONTOYA Carlos	MF	28.10.73	América de Cali	R	15	77				92
7	ZAMBRANO Henry (Capt.)	FW	07.08.73	Independiente Medellin	73	90	90				253
8	PEREA Nixon	MF	15.08.73	Nacional de Medellin	90	90	56				236
9	FLOREZ Nelson	MF	01.03.74	Santa Fé	90	75	R				165
10	BETANCOURTH Arley	FW	04.03.75	Deportivo Cali	R	R	90				90
11	MORENO Leonardo	FW	02.11.73	América de Cali	90	R	90				180
12	GONZALEZ Jersson	MF	16.02.75	Boca Junior	90	90	90				270
13	ALVAREZ Diego	DF	31.10.74	América de Cali	R	R	R				-
14	MAFLA Víctor	FW	07.01.74	América de Cali	17	42	R				59
15	ORTEGON Wilmer	DF	02.03.74	América de Cali	90	90	90				270
16	RESTREPO Oscar	MF	02.01.74	Arcos Saragoza	90	90	-				180
17	CHAVEZ Edinson	MF	04.02.74	Deportivo Cali	R	48	34				82
18	CHIQUILLO Calixto	GK	23.11.73	Atl. Junior	R	R	R				-

ENGLAND

Team facts

Pre-selection: September 1990; Number of players selected: 30; Number of players employed: 30; Coach: David Burnside; Status of the coach: Full-time engagement in the Football Association, responsible for U-20 and U-18 National teams, responsible for centres of excellence for youth development in his region; Average age of the team: 19/5; Players who play in 1st division clubs: Barnby, Salley and Bart-Williams.

Preparatory stage

a) before qualifying competition:

Selection: September 1990 until October 1991; Continuous preparation for pre- and final qualifying competition

Criteria in forming the team: Performance of players in the club competitions

Emphasis in long- and medium preparatory stage: team understanding, team-work, set pieces

Problems: The top players could not always be fielded, due to their club commitments.

Qualifying competition in Germany (20.-25.7.1992), finished 4th:

b) after qualifying competition:

Pre-selection: only days before leaving for Australia, due to the fact that the coach did not know which players would be released from their clubs; Final selection: 20.2.1993

Training camps: 5.-6.9.1992 Lilleshall (England)

Training matches: 3 matches versus Egypt (13.10.92) Türkiye (17.11.92) and Denmark (16.2.1993)

Emphasis of training lessons: Players absolved their daily training in their clubs, no training with team possible until 2.3.1993

Problems: The clubs would not release their players, no ideal preparation at all because players were not available.

Arrival in Australia: 2.3.1993

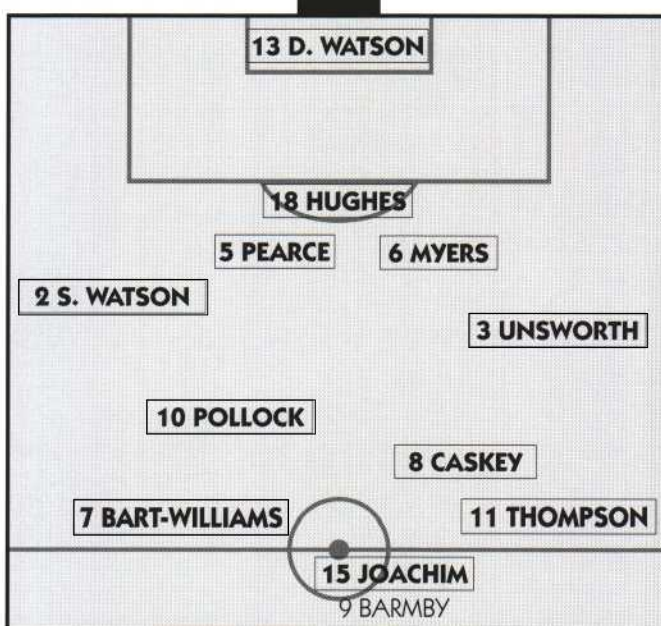
RESULTS OF QUALIFYING COMPETITION

12.09.90	Iceland v. England	2:3
16.10.90	England v. Belgium	0:0
30.04.91	Wales v. England	0:1
22.05.91	England v. Wales	3:0
12.09.91	England v. Iceland	2:1
16.10.91	Belgium v. England	1:0
20.07.92	England v. Poland	6:1
22.07.92	Portugal v. England	1:1, 12:11 a.p.k.
24.07.92	England v. Norway	1:1, 7:8 a.p.k.

RESULTS AT AUSTRALIA '93

07.03.93	England v. Korea Republic	1:1 (1:0)
09.03.93	England v. USA	1:0 (0:0)
11.03.93	England v. Türkiye	1:0 (1:0)
14.03.93	England v. Mexico	0:0 a.e.t. 4:3 a.p.k.
17.03.93	England v. Ghana	1:2 (0:2)
20.03.93	England v. Australia	2:1 (1:0)

Final Ranking: 3rd place



Appearances

Engagements

Actuaciones

Einsätze

No.	Name	Pos.	Date of Birth	Club	Match 1	Match 2	Match 3	Match 4	Match 5	Match 6	Total
					v. KOR 1:1	v. USA 1:0	v. TUR 1:0	1/4 Final v. MEX 0:0 a.e.t. 4:3 p.k.	1/2 Final v. GHA 1:2	3 rd Place v. AUS 2:1	
1	SHEPPARD Simon	GK	07.08.73	Watford	R	R	R	R	R	R	-
2	WATSON Steve	DF	01.04.74	Newcastle	90	90	90	120	90	90	570
3	UNSWORTH David	DF	16.10.73	Everton	R	90	90	120	69	90	459
4	HARRIOTT Marvin	DF	20.04.74	Oldham	R	1	90	77	90	33	291
5	PEARCE Ian	DF	07.05.74	Chelsea	90	90	90	120	90	57	537
6	MYERS Andy	DF	03.11.73	Chelsea	90	89	R	43	-	90	312
7	BART-WILLIAMS Chris	FW	16.06.74	Sheffield Wednesday	90	90	90	120	90	90	570
8	CASKEY Darren (Capt.)	MF	21.08.74	Tottenham Hotspur	90	90	90	120	90	90	570
9	BARMBY Nick	FW	11.02.74	Tottenham Hotspur	90	90	R	42	-	-	222
10	POLLOCK Jamie	MF	16.02.74	Middlesbrough	90	90	90	120	90	90	570
11	THOMPSON Alan	FW	22.12.73	Newcastle	90	61	90	120	90	90	541
12	JOHNSON Andy	MF	02.05.74	Norwich City	R	R	R	R	R	R	-
13	WATSON David	GK	10.11.73	Barnsley	90	90	90	120	90	90	570
14	BUTT Nicky	MF	21.01.75	Manchester United	R	R	R	R	21	R	21
15	JOACHIM Julian	FW	20.09.74	Leicester City	15	R	90	78	90	90	363
16	MIKE Adrian	FW	16.11.73	Manchester City	R	29	R	R	R	R	29
17	SELLEY Ian	MF	14.06.74	Arsenal	75	R	R	R	R	R	75
18	HUGHES Anthony	DF	03.10.73	Crewe	90	90	90	120	90	90	570

GERMANY

Team facts

Pre-selection: Qualifying competition U-18 European Championship (April 1991); Number of players selected: 34; Number of players employed: 22; Team Coach: Rainer Bonhof; Status of the coach: Responsible for the U-20 national team, Assistant to the senior national team coach; Average age of the team: 19/7; Players who play in 1st division clubs: Eberl, Lieberknecht, Reis.

Preparatory stage

a) before qualifying competition:

Selection: prior to first qualifying competition match in April 1991. Criteria in forming the team: talented players who could well go on to a professional career

Emphasis in the long- and medium-term preparation stage: harmonisation of the different components of the team, individual, group and team tactics.

Qualifying competition in Germany (20.-25.8.1992): finished 6th

b) after qualifying competition:

Pre-selection: September 1992, 28 players; October 1992, 18 players; November 1992, 22 players; January 1993, 20 players; February 1993, 20 players; Final selection: 17.2.1993
Training camps: 14.-16.9.1992, Duisburg (Germany), 13.-16.1.1993 Isparta/Antalya (Türkiye), 7.-10.2.1993 Riyadh (Saudi Arabia)

Preparation matches: 20.10.1992 v. Mexico, 8.12.1992 v. Denmark, 13.1.1993 v. Türkiye, 16.1.1993 v. Türkiye, 7.2.1993 v. Saudi Arabia, 10.2.1993 v. Saudi Arabia

Problems: 2 injured players who could not travel to Australia, some players were not released by their clubs; Preparation stage was not ideal at all due to the fact that the professional clubs were in full preparation for the season.

Arrival in Australia: 28.2.1993

RESULTS OF QUALIFYING COMPETITION

17.04.91	Malta v. Germany	0:1
08.05.91	Germany v. Malta	4:0
30.05.91	Spain v. Germany	1:3
30.10.91	Germany v. Italy	0:0
27.11.91	Italy v. Germany	2:2
11.12.91	Germany v. Spain	3:0
20.07.92	Portugal v. Germany	4:0
22.07.92	Germany v. Poland	3:2

RESULTS AT AUSTRALIA'93

06.03.93	Germany v. Portugal	1:0 (0:0)
09.03.93	Germany v. Ghana	2:2 (1:1)
11.03.93	Germany v. Uruguay	1:2 (0:1)

Final Ranking: 9th place



Players' Appearances

Engagements des Joueurs

Actuación de Jugadores

Spielereinsätze

No.	Name	Pos.	Date of Birth	Club	Match 1	Match 2	Match 3				Total
					v. POR 1:0	v. GHA 2:2	v. URU 1:2				
1	WACHE Dimo	GK	01.11.73	Borussia Mönchengladbach	90	90	90				270
2	PROTZEL Werner	DF	05.10.73	FC Bayern München	90	90	58				238
3	MEISSNER Frank	DF	14.09.73	SV Werder Bremen	90	90	90				270
4	STARK Mirko	DF	28.09.73	1. FC Köln	90	90	90				270
5	SCHWIDEROWSKI Markus (Capt.)	DF	12.12.73	FC Schalke 04	90	90	90				270
6	EBERL Maximilian	DF	21.09.73	FC Bayern München	90	90	-				180
7	RAMELOW Carsten	MF	20.03.74	Hertha BSC Berlin	54	90	90				234
8	JÖRRES Guido	MF	07.03.74	1. FC Köln	36	-	-				36
9	JANCKER Carsten	FW	28.08.74	1. FC Köln	90	89	-				179
10	HAMANN Dietmar	MF	27.08.73	FC Bayern München	90	90	90				270
11	BREITENREITER André	FW	02.10.73	Hannover 96	90	90	90				270
12	HUMMEL Dietmar	GK	20.10.73	SC Freiburg	R	R	R				-
13	LIEBERKNECHT Torsten	DF	01.08.73	1. FC Kaiserslautern	R	R	90				90
14	REIS Thomas	FW	04.10.73	Eintracht Frankfurt	R	R	R				-
15	BURGHARTSWIESER Manfred	MF	23.08.73	FC Bayern München	90	90	90				270
16	LENHART Sascha	MF	16.12.73	1. FC Köln	R	R	32				32
17	SCHMIDT Frank	FW	03.01.74	1. FC Nürnberg	R	1	90				91
18	BLUHM Andreas	MF	21.12.73	Borussia Mönchengladbach	R	R	R				-

GHANA

Team facts

Pre-selection: 1991; Number of players selected: 25; Number of players employed: 18; Coach: Fred Osam Duodu; Status of the coach: most experienced coach in Association, was for 15 years coach of senior national team, responsible for formation of technical staff, within the association; Average age: 18/4; Players who play in 1st division clubs: Adjei, Ahinful, Ali, Asare, Baido, Banini, Boateng, Lamptey, Nimo, Ollenu, Owu.

Preparatory stage

a) before qualifying competition:

Selection procedure: Scouting players in 1st and 2nd division clubs; Basis was the U-17 Squad Italy 1991; Physical and medical tests, Technical and tactical abilities

Emphasis in long- and medium-term preparatory stage: Physical, technical and tactical work; the objective is to develop the players for their future careers in the senior national team.

Problems: Some players were not available due to non-release from the European clubs.

Qualifying competition (final tournament) in Mauritius, 30.1.-10.2.1993: finished 1st

b) after qualifying competition:

Pre-selection: May 1992, Final selection: 15.2.1993

Training camps: 21.-28.2.1993 Zimbabwe (2 matches)

Preparation matches: after 20.2.1993: 7 matches vs 1st division club and senior national teams from Ghana and Zimbabwe

Problems: 2 very important players could not take part due to non-release from clubs; 2 players (I. Asare and Akonnor) arrived late in Australia.

Arrival in Australia: 2.3.1993

RESULTS OF QUALIFYING COMPETITION

23.08.92	Ghana v. Mali	2:0
13.09.92	Mali v. Ghana	1:0
30.01.93	Ghana v. Mauritius	1:0
01.02.93	Ghana v. Cameroon	0:2
03.02.93	Ghana v. Nigeria	1:0
07.02.93	Ghana v. Egypt	3:1, 1:1 a.e.t.
10.02.93	Ghana v. Cameroon	2:0

RESULTS AT AUSTRALIA '93

06.03.93	Ghana v. Uruguay	1:1 (0:1)
09.03.93	Ghana v. Germany	2:2 (1:1)
11.03.93	Ghana v. Portugal	2:0 (1:0)
13.03.93	Ghana v. Russia	3:0 (0:0)
17.03.93	Ghana v. England	2:1 (2:0)
20.03.93	Ghana v. Brazil	1:2 (1:0)

Final Ranking: 2nd place



Players' Appearances

Engagements des Joueurs

Actuación de Jugadores

Spielereinsätze

No.	Name	Pos.	Date of Birth	Club	Match 1	Match 2	Match 3				Total
					v. MOR 1:1	v. PAR 0:0	v. SWE 1:1				
1	OWU Ben	GK	14.10.74	Olympics	90	90	90	90	90	90	540
2	ASARE Emmanuel	DF	31.12.73	Okwahu United	90	90	90	90	90	R	450
3	NIMO Kofi	DF	01.10.74	Hearts	90	R	R	R	R	90	180
4	BAIDO Stephen	DF	25.09.76	Real Tamale United	R	R	R	R	R	R	-
5	ASARE Isaac	DF	01.09.74	Anderlecht (Belgium)	-	90	90	90	90	90	450
6	GARGO Mohammed	MF	19.06.75	Torino (Italy)	90	90	90	90	90	90	540
7	BOATENG Kwabena	MF	10.10.74	Neoplan	20	78	R	R	R	5	103
8	LAMPTEY Nii Odartey (Capt.)	MF	10.12.74	Anderlecht (Belgium)	90	90	90	90	90	90	540
9	AHINFUL Augustine	FW	30.11.74	Goldfields	90	90	90	90	90	90	540
10	MENSAH Nelson	FW	07.12.73	Dynamo Bucharest	70	12	R	R	R	R	82
11	DUAH Emmanuel	FW	14.11.76	Torino (Italy)	90	90	90	90	90	90	540
12	OLLENU Frederick	GK	28.11.75	Dawu	R	R	R	R	R	R	-
13	AKONNOR Charles	MF	12.03.74	SC Fortuna Köln (Germany)	-	-	90	90	90	85	355
14	KUFFOUR Osei	DF	03.09.76	Torino (Italy)	90	90	90	90	90	90	540
15	BANINI Ransford	DF	15.10.73	Goldfields	90	90	90	90	90	90	540
16	ALI Jaraa	GK	04.10.76	Hearts	R	R	R	R	R	R	-
17	ADJEI Adjetey	MF	31.12.73	Goldfields	-	-	-	R	R	R	-
18	ADDO Daniel	MF	06.11.76	Bayer Leverkusen (Germany)	90	90	90	90	90	90	540

KOREA REPUBLIC

Team facts

Pre-selection: December 1991; Number of players selected: 30; Number of players employed: 24; Coach: Park Sang-In; Status of the coach: full-time employed by KFA, responsible for U-20 Youth Team; Average age of the team: 19/5; Players who play in 1st division clubs: –

Preparatory stage

a) before qualifying competition:

Selection procedure: 60 players selected by a selection committee, 30 players selected by the coach (December 1991), 23 players selected for preliminary competition in May 1992

Criteria in forming the team: technical skill, speed

Emphasis in long- and medium term preparatory stage: players' individual development, creating a style of team play

Problems: three of the best players were not eligible to play the preliminary competition (AFC rule).

Qualifying competition: (final tournament) in Dubai (UAE), 25.9.-6.10.1992, finished 2nd

b) after qualifying competition:

Pre-selection: October 1992, after preliminary competition; Final selection: February 1993, after the Australian Tour in January 1993

Training camps: 7.-26.12.1992: Pusan (Korea Republic), 5.-18.1.1993: Pusan (Korea Republic), 22.1.-2.2.1993: Australian Tour (4 matches)

Preparation matches since the end of qualifying competition: 3 matches v. Russian U-19 National Team, 4 matches v. Australian U-20 National Team, 1 match v. local team (3.3.1993)

Emphasis of short-term preparatory stage: team- and individual tactics.

Arrival in Australia: 2.3.1993

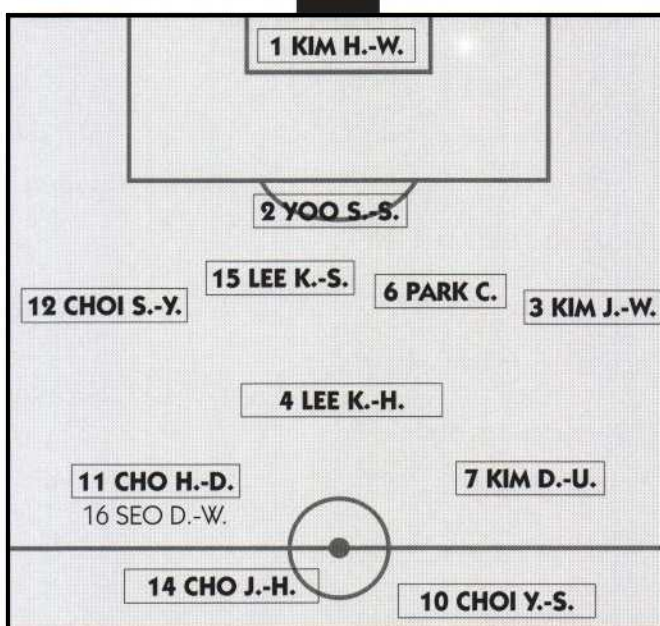
RESULTS OF QUALIFYING COMPETITION

24.09.92	Korea Republic v. Thailand	8:1
26.09.92	Korea Republic v. New Zealand	5:1
28.09.92	Korea Republic v. Qatar	3:1
02.10.92	Saudi Arabia v. Korea Republic	4:0
04.10.92	Korea Republic v. Japan	2:1
06.10.92	Korea Republic v. Saudi Arabia	0:2

RESULTS AT AUSTRALIA '93

07.03.93	Korea Republic v. England	1:1 (1:0)
09.03.93	Korea Republic v. Türkiye	1:1 (0:0)
11.03.93	Korea Republic v. USA	2:2 (1:1)

Final Ranking: 9th place



Players' Appearances

Engagements des Joueurs

Actuación de Jugadores

Spielereinsätze

No.	Name	Pos.	Date of Birth	Club	Match 1	Match 2	Match 3			Total
					v. ENG 1:1	v. TUR 1:1	v. USA 2:2			
1	KIM Hae-Woon	GK	25.12.73	Taegu University	90	90	90			270
2	YOO Sang-Soo	DF	28.08.73	Korea University	90	90	85			265
3	KIM Jin-Woo	DF	09.10.75	Taegu University	90	90	90			270
4	LEE Ki-Hyung	DF	28.09.74	Korea University	R	90	90			180
5	KIM Jae-Shin	DF	30.08.73	Kunkuk University	R	R	90			90
6	PARK Cheol	DF	20.08.73	Taegu University	90	90	90			270
7	KIM Dae-Ui	FW	30.05.74	Korea University	81	75	88			244
8	HWANG Jae-Phil	MF	09.09.73	Yonsei University	R	R	R			–
9	LEE Ho-Seong	MF	12.09.74	Choongang University	90	R	2			92
10	CHOI Yong-Soo	FW	10.09.73	Yonsei University	90	90	90			270
11	CHO Hyun-Doo	FW	23.11.73	Hanyang University	90	45	R			135
12	CHOI Sung Yong	DF	25.12.75	Korea University	90	90	90			270
13	CHO Hyun	MF	24.02.74	Dongkuk University	R	15	R			15
14	CHO Jin-Ho (Capt.)	MF	02.08.73	Kyunghee University	90	90	90			270
15	LEE Kyung-Soo	MF	28.10.73	Soongsil University	90	90	R			180
16	SEO Dong-Won	FW	12.12.73	Korea University	R	45	90			135
17	JEON Kyung-Jun	FW	10.09.73	Posco F.C.	9	R	5			14
18	CHOI Ik-Hyung	GK	05.08.73	Korea University	R	R	R			–

MEXICO

Team facts

Pre-selection: January 1992; Number of players selected: 30 players, employed: 18 players; Coach: Juan de Dios Castillo G.; Status of the coach: U-20 coach (full-time); Average age of the team: 19/2; Players who play in 1st division clubs: Astiva, J.Garcia, Maldonado, Nieto, O. Sanchez, Sol, Solis.

Preparatory stage

a) before qualifying competition:

Selection: 1st selection January 1992 in 8 different regions; 11th February 1992: first training/programme continued for 3 months; camp organised at an altitude of 3'600 meters

Criteria in forming the team: Physical attributes (speed, strength, agility)

Emphasis in the long- and medium-term training plan: 1st phase: technical development; 2nd phase: physical development; 3rd phase: tactical development.

Qualifying competition in Canada (3.-14.5.1992): finished 1st

b) after qualifying competition:

Pre-selection: September 1992 (28 players); Final selection: February 20, 1993

Training camps: 19.9.-1.10.1992: Venezuela, 13.-28.10.1992: Europe (Spain, Germany, Italy, Austria, Hungary), 1.-5.12.1992:

Santiago de Chile (Chile), 13.-17.1.1992: Barbados/Trinidad & Tobago, 22.1.-3.2.1993: Centro Ceremonial Otomi (Mexico)

Preparatory matches: 21 matches since September 1992 (one in Australia prior to the start of the competition).

Arrival in Australia: 2.3.1993

RESULTS OF QUALIFYING COMPETITION

03.05.92	Mexico v. Neth. Antilles	5:0
05.05.92	Mexico v. Jamaica	2:1
07.05.92	Mexico v. Honduras	0:0
10.05.92	Mexico v. USA	3:0
12.05.92	Mexico v. Canada	1:1
14.05.92	Mexico v. Honduras	0:0

RESULTS AT AUSTRALIA '93

07.03.93	Mexico v. Norway	3:0
09.03.93	Mexico v. Brazil	1:2
11.03.93	Mexico v. Saudi Arabia	2:1
14.03.93	Mexico v. England	0:0 a.e.t. 3:4 a.p.k.

Final Ranking: 5th place



Players' Appearances

Engagements des Joueurs

Actuación de Jugadores

Spielereinsätze

No.	Name	Pos.	Date of Birth	Club	Match 1	Match 2	Match 3	Match 4	Total
					v. NOR 3:0	v. BRA 1:2	v. KSA 2:1	1/4 Final v. ENG 0:0 a.e.t. 3:4 p.k.	
1	SANCHEZ Oswaldo	GK	21.09.73	Atlas	90	90	90	120	390
2	AMANTE Francisco	DF	03.06.74	Atlas	90	90	90	120	390
3	SOLIS Juan (Capt.)	DF	19.07.74	Tigres	90	90	90	120	390
4	DAVINO Duilio	DF	21.03.76	S. Sebastian	90	90	90	120	390
5	GONZALEZ Carlos	DF	05.11.73	Tampico	90	90	90	120	390
6	GONZALEZ Ruben	MF	05.11.73	Toluca	90	90	58	90	328
7	SANCHEZ Joel	MF	17.08.74	Zapopan	90	90	90	120	390
8	GARCIA Gabriel	FW	16.02.74	Zapopan	13	45	90	120	268
9	OLALDE Jesus	FW	05.05.74	Unam	90	64	28	43	225
10	GARCIA José	MF	14.08.74	Unam	18	45	R	R	63
11	GUADARRAMA Alan	FW	22.09.75	Cruz Azul	R	R	R	30	30
12	MALDONADO Angel	GK	08.09.73	América	R	R	R	R	-
13	MUNGUIA Ricardo	DF	05.06.75	Veracruz	R	R	R	R	-
14	CRUZ Jorge	MF	11.01.74	Tampico	R	R	R	R	-
15	ASTIVA Rafael	DF	09.04.75	América	R	R	32	120	152
16	SOL Manuel	MF	31.08.73	Unam	72	26	62	R	160
17	NIETO Vicente	MF	06.01.74	Unam	90	90	90	77	347
18	SALAZAR Luis	FW	28.11.73	Tepic	77	90	90	120	377

NORWAY

Team facts

Pre-selection: 1988; Number of players selected: 26; employed: 16; Coach: Bjørn Hansen; Status of the coach: U-20 coach (full-time engaged); Average age of the team: 19/5; Players who play in 1st division clubs: Daland, Engebråten, Hafstad, Larsen, Lødemel, Myhre, Nordstrand, Olsson, Østvold, Rannestad, Rudi, Skonhoft, Skorve, Tobiassen, Tran.

Preparatory stage

a) before qualifying competition:

Selection: Team was formed with 15 year olds who have been together since then; In July 1992 the squad was reduced to 18 players (after 5 weeks); Trainings were organized on 5 weekends lasting 3 days each

Criteria in forming the team: Individual physical attributes (not specifically big players as in the past); Strong, fast and well-balanced, Technique and tactical knowledge

Emphasis: Team organisation, set pieces and tactical work; All the players were given extra training programmes to be conducted in their clubs

Special: Due to weather conditions in Norway from November to March soccer cannot be played with the exception of indoor (3 indoor stadia, normal size). During this time the national coach was able to employ the players more frequently.

Qualifying competition in Germany (20.-25.7.1993), final competition: finished 3rd

b) after qualifying competition:

Pre-selection: July 1992; Final selection: 1.2.1993

Training camps: October 1992 – January 1993: Six 3-day camps in Denmark, 5 of them with training in indoor-halls on artificial turf), 7.-14.2.1993: Loulé (Portugal); After camp in Portugal, the players went back to their clubs to prepare individually, following a programme which was specially prepared by the coach

Preparatory matches: 3 matches since October 1992.

Arrival in Australia: 2.3.1993

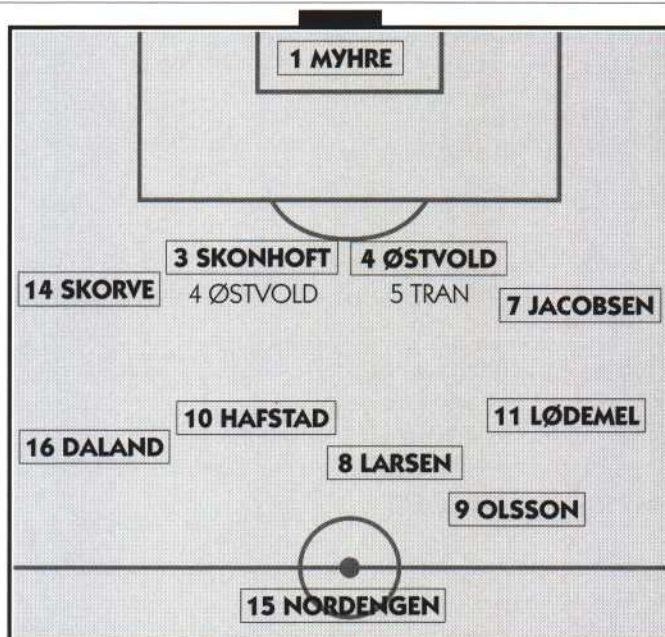
RESULTS OF QUALIFYING COMPETITION

18.09.90	Finland v. Norway	0:2
10.10.90	Norway v. Netherlands	4:1
07.05.91	Netherlands v. Norway	2:0
29.05.91	Norway v. Austria	1:0
21.08.91	Norway v. Finland	0:1
02.10.91	Austria v. Norway	0:5
20.07.92	Norway v. Russia	4:4, 3:1 a.p.k.
22.07.92	Norway v. Türkiye	1:2
24.07.92	Norway v. England	1:1, 8:7 a.p.k.

RESULTS AT AUSTRALIA '93

07.03.93	Norway v. Mexico	0:3 (0:1)
09.03.93	Norway v. Saudi Arabia	0:0
11.03.93	Norway v. Brazil	0:2 (0:0)

Final Ranking: 14th place



Players' Appearances

Engagements des Joueurs

Actuación de Jugadores

Spielereinsätze

No.	Name	Pos.	Date of Birth	Club	Match 1	Match 2	Match 3				Total
					v. MEX 0:3	v. KSA 0:0	v. BRA 0:2				
1	MYHRE Thomas	GK	16.10.73	Viking	90	90	90				270
2	TOBIASSEN Stian	DF	31.12.74	Moss	R	71	18				89
3	SKONHOFT Odd Arild	DF	26.09.73	Start	90	68	R				158
4	ØSTVOLD Thomas (Capt.)	DF	18.10.73	Lyn	90	90	90				270
5	TRAN Hai Ngoc	DF	10.01.75	Kongsvinger	R	R	90				90
6	HANSEN Torjus Ekeli	DF	29.10.73	Odd	R	R	R				-
7	JACOBSEN Tarje Nordstrand	DF	05.05.74	Molde	90	90	90				270
8	LARSEN Tommy Svindal	MF	11.08.73	Start	90	90	R				180
9	OLSSON Lars	MF	08.09.73	Strømsgodset	65	90	90				245
10	HAFSTAD Thomas	MF	13.03.74	Mjølner	90	90	90				270
11	LØDEMEL Harald	MF	01.12.74	Sogndal	45	90	90				225
12	ENGEBRATEN Lars	GK	06.02.74	Mercantile	R	R	R				-
13	RANNESTAD Børge	FW	16.08.73	Viking	45	R	23				68
14	SKORVE Brede	DF	14.11.73	Sogndal	90	90	90				270
15	NORDENGEN Rune	FW	12.05.74	Lillestrøm	90	90	90				270
16	DALAND Espen	FW	14.05.74	Start	90	19	67				176
17	RUDI Petter	MF	17.09.73	Molde	25	22	72				119
18	KNUDSEN Jon	GK	20.11.74	Lillestrøm	R	R	R				-

PORTUGAL

Team facts

Pre-Selection: 1989 (U-15 Team at that time); Number of players selected: 26, employed: 18; Coach: Agostinho Oliveira; Status of the coach: responsible for U-18 and U-20 Selection; Assistant to the National Coach, responsible for the education of coaches; Average age: 19/4; Players who play in 1st division teams: Bambo, Costinha, Hugo Costa, Morais.

Preparatory stage

a) before qualifying competition:

Selection procedure: Development of U-15 team (1989) to the U-20 team (1993)

Criteria in forming the team: Players who run through development U-15 to U-20 in regional and national selections

Preparation for qualifying competition: The team came together 10 days before each match.

Qualifying competition in Germany (2.-25.7.1992), final competition: finished 2nd

b) after qualifying competition

Pre-selection: September 1992; Final selection: January 1993
Training camps: 23.-25.11.1992 Lisbon, 28.-30.11.1992 Lisbon, 14.-16.12.1992 Lisbon, 11.-13.1.1993 Lisbon, 1.-11.2.1993 Lisbon and Algarve, 15.-17.2.1993 Lisbon, 23.-26.2.1993 Lisbon and Braga

Training matches: Tournament in Loulé and Olhao in February 1993 v. Norway and Denmark

Problems: 1 player was injured shortly before the tournament (Kenedy); Not enough time for the preparation of the team.

Arrival in Australia: 1.3.1993

RESULTS OF QUALIFYING COMPETITION

31.10.90	Portugal v. France	0:0
01.12.90	Luxemburg v. Portugal	0:5
05.12.90	France v. Portugal	0:3
25.04.91	Portugal v. Denmark	3:0
06.10.91	Portugal v. Luxemburg	7:1
23.10.91	Denmark v. Portugal	0:0
20.07.92	Portugal v. Germany	4:0
22.07.92	Portugal v. England	1:1, 12:11 a.p.k.
24.07.92	Portugal v. Türkiye	1:2, 1:1 a.e.t. (sudden death)

RESULTS AT AUSTRALIA '93

06.03.93	Portugal v. Germany	0:1
09.03.93	Portugal v. Uruguay	1:2
11.03.93	Portugal v. Ghana	0:2

Final Ranking: 16th place



Players' Appearances

Engagements des Joueurs

Actuación de Jugadores

Spielereinsätze

No.	Name	Pos.	Date of Birth	Club	Match 1	Match 2	Match 3				Total
					v. GER 0:1	v. URU 1:2	v. GHA 0:2				
1	COSTINHA	GK	22.09.73	Boavista FC	90	90	30				210
2	ZECA	MF	07.02.75	CS Maritimo	R	90	90				180
3	PEDRO HENRIQUES	DF	16.10.74	SL Benfica	90	70	90				250
4	HUGO COSTA (Capt.)	DF	04.11.73	Gil Vicente FC	R	90	90				180
5	LITOS	DF	25.02.74	SC Campomaior	90	90	90				270
6	VITOR CARDOSO	DF	01.12.73	SC Espinho	R	R	90				90
7	NELSON MORAIS	DF	24.03.74	Gil Vicente FC	90	77	—				167
8	NUNO AFONSO	DF	06.10.74	SL Benfica	90	90	90				270
9	SERGIO RIBEIRO	FW	11.01.74	Boavista FC	90	90	90				270
10	RICARDO NASCIMENTO	MF	18.04.74	Leixoes SC	R	R	24				24
11	TONANHA	FW	03.02.74	SC Freamunde	R	R	90				90
12	PAULO MORAIS	GK	10.08.74	Sporting CP	R	R	60				60
13	BAMBO	FW	22.10.74	Boavista FC	90	90	90				270
14	POEJO	MF	30.09.73	Sporting CP	90	90	66				246
15	PAULO FERREIRA	MF	14.09.73	CE Est. Amadora	64	20	R				84
16	COSTA	MF	18.11.73	CD Nacional	26	13	R				39
17	PORFIRIO	FW	28.09.73	Sporting CP	90	90	R				180
18	ANDRADE	MF	30.09.73	GD Estoril Praia	90	R	R				90

RUSSIA

Team facts

Pre-selection: 1988 (U-16 European Championship); Number of players selected: roughly 200 (observed), employed: 16; Coach: Alexandr Piskarev; Status of the coach: former staff member of USSR FF, now responsible for U-20 team and selection of team, organisation of tours, preparation of documentation etc.; Average age of the team: 19/6; Players who play in 1st division clubs: Alexandrov, Bokov, Filimonov, Kliuiev, Murashov, Oskolkov, Petrov, Zazulin, (Beschastnykh was selected but did not appear).

Preparatory stage

a) before qualifying competition

Selection: 1988 (U-16 team for European Championship)
Criteria in forming the team: individual tactical understanding, functional ability (combination of all physical qualities), fighting spirit, character; Emphasis in the long- and medium term preparatory stage: skill, team-work together with other necessary qualities in a continuous development process.

Problems: many problems as regards releases by clubs; All in all about 500 players, including those potentially talented ones of this age group who had gone abroad.

Qualifying competition in Germany (20.-25.7.1992), final competition: finished 5th

b) after qualifying competition:

Pre-selection: 21.1.1993; Final selection: 19.2.1993

Training camps: 20.-27.8.1992 Alcudia (Spain), 24.11.-2.12.1992 Korea Republic, 22.-29.12.1992 Sochi (Russia), 21.-28.1.1993 Moscow (Russia), 29.-31.1.1993 Sochi (Russia), 1.-4.2.1993 Trabzon (Türkiye), 8.-18.2.1993 Moscow (Russia), 19.-26.2.1993 Belgium, Netherlands

Preparatory matches: 12 preparatory matches since August 1992. Problems: no possibility of playing outdoor in Russia from November/December up until departure for Australia; Some players injured (Military, Oskolkov, Karataiev, Murashov); One player not released from Club (Beschastnykh from Spartak Moscow), planned trips to Morocco and Austria were cancelled at short notice.

Arrival in Australia: 3.3.1993

RESULTS OF QUALIFYING COMPETITION

20.09.90	Yugoslavia v. Russia	3:2
17.10.90	Russia v. Czechoslovakia	3:0
08.05.91	Sweden v. Russia	2:2
09.06.91	Russia v. Yugoslavia	4:2
23.10.91	Russia v. Sweden	2:0
06.11.91	Czechoslovakia v. Russia	2:2
20.07.92	Russia v. Norway	4:4, 1:3 p.k.
22.07.92	Russia v. Hungary	3:1

RESULTS AT AUSTRALIA '93

06.03.93	Russia v. Cameroon	2:0 (2:0)
08.03.93	Russia v. Australia	1:3 (1:1)
11.03.93	Russia v. Colombia	3:1 (2:0)
13.03.93	Russia v. Ghana	0:3 (0:0)

Final Ranking: 7th place



Players' Appearances

Engagements des Joueurs

Actuación de Jugadores

Spielereinsätze

No.	Name	Pos.	Date of Birth	Club	Match 1	Match 2	Match 3	Match 4	Total
					v. CMR 2:0	v. AUS 1:3	v. COL 3:1	1/4 Final v. GHA 0:3	
1	ALEXANDROV Sergei	GK	07.12.73	Niva Ternopol	90	90	90	90	360
2	ANANKO Dmitrii	DF	29.09.73	Spartak Moscow	90	90	90	90	360
3	MAGOMEDOV Murad	DF	21.09.73	Zhemchuzhina Soci	90	90	90	90	360
4	BOKOV Maxim	DF	29.08.73	Zenit St. Petersburg	90	90	90	90	360
5	OSKOLKOV Albert	DF	09.08.73	Lokomotiv N. Novgorod	-	-	-	90	90
6	KARATAIEV Alexandr	MF	22.11.73	Lokomotiv Moscow	90	90	67 (e)	-	247
7	SAVCHENKO Alexi	FW	14.05.75	Dinamo Moscow	-	-	88	90	178
8	ZAZULIN Igor	MF	13.04.74	Zenit St. Petersburg	90	90	90	90	360
9	KLIUIEV Denis (Capt.)	MF	07.09.73	Asmaral Moscow	90	90	90	90	360
10	BESCHASTNYKH Vladimir	MF	01.04.74	Spartak Moscow	-	-	-	-	-
11	PETROV Yuri	FW	18.07.74	Lokomotiv Moscow	61 (e)	-	90	90	241
12	FILIMONOV Alexandr	GK	15.10.73	Fakel Voronezh	R	R	R	R	-
13	MURASHOV Mikhail	DF	27.10.73	Torpedo Moscow	90	77	90	90	347
14	GOLUBKIN Nikolai	MF	06.09.74	Rostelmash Rostov	70	15	45	R	130
15	KHARLACHEV Yevgenii	MF	20.01.74	Krylia Sovetov	R	90	45	R	135
16	ZERNOV Alexei	MF	21.07.74	Textilscik Ivanovo	R	75	R	R	75
17	POTEKHIN Vasilii	DF	17.09.74	Shinnik Yaroslavl	20	13	2	R	35
18	CHUDIN Sergei	FW	24.11.73	Spartak Moscow	90	90	-	90	270

SAUDI ARABIA

Team facts

Pre-selection: September 1991; Number of players selected: 25 to 30, employed: 20; Coach: Carlos Roberto Cabral (Brazil); Status of the coach: U-20 team coach (full-time, 2 years contract until July 1993); Average age of the team: 19/2; Players who play in 1st division clubs: –

Preparatory stage

a) before qualifying competition:

Selection: 1st camp in September 1991

Criteria in forming the team: ability and technical skill, physical attributes (strength, speed); Emphasis in the long- and medium-term training plan: 1st phase: physical condition (improving fitness); 2nd phase: improving and working in technique; 3rd phase: tactic (individual and team).

Qualifying competition in the United Arab Emirates (24.9.-6.10.1992): finished 1st

b) after qualifying competition:

Pre-selection: 15.1.1993 (24 players); Final selection: 10.2.1993
Training camps: 24.1.-9.2.1993 Riyadh (Saudi Arabia), 11.-28.2.1993 Singapore

Preparatory matches: 8 matches since January 1993

Problems: 1 injured player (Faiz).

Arrival in Australia: 2.3.1993

RESULTS OF QUALIFYING COMPETITION

24.09.92	Qatar v. Saudi Arabia	2:0
26.09.92	Thailand v. Saudi Arabia	0:2
30.09.92	Saudi Arabia v. New Zealand	3:1
02.10.92	Saudi Arabia v. Korea Rep.	4:0
04.10.92	UAE v. Saudi Arabia	0:2
06.10.92	Saudi Arabia v. Korea Republic	2:0

RESULTS AT AUSTRALIA '93

07.03.93	Saudi Arabia v. Brazil	0:0
09.03.93	Saudi Arabia v. Norway	0:0
11.03.93	Saudi Arabia v. Mexico	1:2 (1:0)

Final Ranking: 11th place



Players' Appearances

Engagements des Joueurs

Actuación de Jugadores

Spielereinsätze

No.	Name	Pos.	Date of Birth	Club	Match 1	Match 2	Match 3				Total
					v. BRA 0:0	v. NOR 0:0	v. MEX 1:2				
1	AL SADIG Hussein	GK	15.10.73	Qadisiyah	90	90	90				270
2	AL JAHANI Mohamed	DF	28.09.74	Ahli	90	58	R				148
3	AL RASHAID Khalid	MF	03.08.74	Hilal	90	90	90				270
4	HAWSAWI Kamal	DF	21.09.74	Ittihad	90	90	90				270
5	AL TAKROUNI Abdullah (Capt.)	DF	15.11.73	Ahli	90	90	90				270
6	AL MAGHRABI Ahmed	MF	20.09.75	Ahli	R	17	13				30
7	AL GHESHEYAN Fahad	FW	01.08.73	Hilal	90	62 (e)	–				152
8	AL GARNI Jarei	DF	17.10.73	Ittihad	R	32	R				32
9	AL DOSARI Abdulaziz	FW	17.11.73	Ahli	90	90	90				270
10	AL OROMI Mohammed	MF	27.11.74	Hilal	90	90	90				270
11	AL DOSSARY Obied	FW	02.10.75	Wehda	R	R	90				90
12	AL GHAMDI Waleed	DF	01.09.73	Nassr	90	90	90				270
13	SABYANI Abdu	MF	03.09.73	Hilal	90	90	90				270
14	SAEEDAN Ahmed	MF	10.12.75	Ahli	R	R	R				–
15	AL GAHTANI Nasser	FW	05.12.73	Rowadah	R	R	77				77
16	AL DOSSARI Khamis	MF	08.09.73	Hilal	90	73	90				253
17	AL SHAMRANI Mesfer	DF	21.07.74	Ahli	R	R	R				–
18	AL HALWAH Mansour	GK	29.07.74	Hilal	R	R	R				–

TÜRKIYE

Team facts

Pre-selection: February 1990; Number of players selected: 35; Number of players employed: 25; Coach: Hamdi Serpil Tüzün, Status of the coach: responsible for the whole youth development in Türkiye, responsible for all national youth teams; Average age of the team: 18/9; Players who play in 1st division clubs: Kocabey and Özer.

Preparatory stage

a) before qualifying competition:

Selection: February 1990 (25 players)

Criteria in forming the team: technical skill, style of play, speed, vision of the game; Emphasis in the long- and medium-term preparation: to bring the team together as much as possible, different camps and tours.

Qualifying competition (final tournament) in Germany, 20.-25.7.1993: finished 1st

b) after qualifying competition:

Pre-selection: June 1992 (before European Championship). Final selection: January 1993

Training camps: 10 days camp in Türkiye

Preparation matches since qualifying competition: 5 matches versus England, Germany (twice) and CIS (twice) between November 1992 and February 1993

Emphasis in short-term preparatory stage: self-confidence, individual and team tactic

Problems: Non-release of players from clubs for preparation;

Preparation for qualifying competition was better (only 10 days preparation for the team).

Arrival in Australia: 2.3.1993

RESULTS OF QUALIFYING COMPETITION

18.11.90	Türkiye v. Israel	1:1
05.05.91	Türkiye v. Greece	1:0
25.09.91	Switzerland v. Türkiye	0:4
30.10.91	Greece v. Türkiye	0:0
17.11.91	Türkiye v. Switzerland	1:0
04.12.91	Israel v. Türkiye	1:1
20.07.92	Türkiye v. Hungary	3:0
22.07.92	Türkiye v. Norway	2:1
24.07.92	Türkiye v. Portugal	2:1, 1:1 a.e.t. (sudden death)

RESULTS AT AUSTRALIA '93

07.03.93	Türkiye v. USA	0:6 (0:3)
09.03.93	Türkiye v. Korea Republic	1:1 (0:0)
11.03.93	Türkiye v. England	0:1 (0:1)

Final Ranking: 15th place



Players' Appearances

Engagements des Joueurs

Actuación de Jugadores

Spielereinsätze

No.	Name	Pos.	Date of Birth	Club	Match 1	Match 2	Match 3				Total
					v. USA 0:6	v. KOR 1:1	v. ENG 0:1				
1	AKMAN Yetkin	GK	02.03.74	Trabzonspor	90	90	R				180
2	ARSLAN İlhami (Capt.)	DF	01.01.75	Hatayspor	90	90	90				270
3	KAPUCI Bülent Tarık	DF	29.08.73	Marmarisspor	90	90	90				270
4	ASIK Emre	DF	13.12.73	Balikesirspor	90	90	90				270
5	DEMIRCIOLU Sinan	DF	23.04.75	Besiktas	90	90	90				270
6	KURTULMUS Seyfettin	DF	19.08.73	Galatasaray	R	R	R				-
7	KÖSE Hayati	MF	01.10.73	Boluspor	88	90	90				268
8	TOKAC Yusuf	MF	02.12.73	Besiktas	90	90	40				220
9	DERELIOGLU Oktay	FW	17.12.75	Trabzonspor	56 (e)	-	90				146
10	KOCABEY Mustafa	FW	06.10.74	Galatasaray	88	90	90				268
11	ILCIKTAY Turan	MF	19.03.74	Besiktas	90	90	50				230
12	TÜRKSOY Murat	GK	01.12.74	MKE Ankaragücü	R	R	90				90
13	KARAMAN Dursun	MF	08.05.75	Fenerbahçe	2	R	R				2
14	ÖZER Hasan	DF	01.10.74	Gaziantepspor	R	R	71				71
15	RECBER Serkan	MF	18.10.75	Zeytinburnu	90	90	R				180
16	ALKAN Tarkan	DF	01.08.74	F. Karagümrük	R	R	90				90
17	SAZLOG Tekin	FW	21.03.76	Herta 03 Zehlendorf (Germany)	R	90	19				109
18	YILMAZ Bülent	MF	29.11.73	Bakirköyspor	2	R	R				2

URUGUAY

Team facts

Pre-selection: July 1992; Number of players selected: 120, Number of players employed: 17; Coach: Angel Castelnoble Bane-gas; Status of the coach: responsible for youth development in Uruguay and for U-17 and U-19 national teams; close co-operation with senior national coach for the integration of young players in the national team; Average age: 19/2; Players who play in 1st division clubs: Adinolfi, Fernando Correa, Nestor Correa, Dapueto, Lopez, O'Neil, Oliveira.

Preparatory stage

a) before qualifying competition:

Selection: July 1992

Preparation for qualifying competition: Definition of types of players for U-20 team by the Union of Coaches in the different regions of the country; Pre-selection of 22 players for the qua-

lifying competition in Colombia

Criteria for team selection: technical skill, speed, creativity

Emphasis in long- and medium-term preparation: to bring players of different characters together, technical/tactical work.

Qualifying competition in Colombia, 16.-30.8.1993, finished 2nd

b) after qualifying competition:

Pre-selection: January 1993; Final selection: 20.2.1993

Training camps: 4.1.-24.2.1993 Montevideo

Preparation matches since the qualifying competition: 9 matches v. U-20 National Teams (two) and professional teams from Uruguay

Emphasis in short-term preparation stage: Improvement of technical skill, improvement of system of play.

Arrival in Australia: 26.2.1993

RESULTS OF QUALIFYING COMPETITION

17.08.92	Uruguay v. Chile	1:0 (1:0)
20.08.92	Uruguay v. Peru	3:1 (2:1)
22.08.92	Colombia v. Uruguay	0:0
26.08.92	Brazil v. Uruguay	0:0
28.08.92	Colombia v. Uruguay	0:0
30.08.92	Uruguay v. Ecuador	3:1

RESULTS AT AUSTRALIA '93

06.03.93	Uruguay v. Ghana	1:1 (1:0)
09.03.93	Uruguay v. Portugal	2:1 (1:1)
11.03.93	Uruguay v. Germany	2:1 (1:0)
13.03.93	Uruguay v. Australia	1:2, 1:1 (1:0) a.e.t. (sudden death)

Final Ranking: 6th place



Players' Appearances

Engagements des Joueurs

Actuación de Jugadores

Spielereinsätze

No.	Name	Pos.	Date of Birth	Club	Match 1	Match 2	Match 3	Match 4*	Total
					v. GHA 1:1	v. POR 2:1	v. KOR 1:1	1/4 Final v. AUS 1:2, 1:1 (1:0)	
1	MARTINEZ AGUIRRE Sergio A.	GK	13.10.74	Sud América	90	90	90	100	370
2	MADRUGA OLIVERA Marcos D.	DF	23.08.74	Danubio	77	90	90	100	357
3	OLIVEIRA ROMERO Nelson A.	DF	19.06.74	Fénix	90	90	90	100	370
4	LOPEZ BREIJO Luis D.	DF	22.08.74	River Plate	90	90	67 (e)	—	247
5	SILVA AGUILAR Tabare A.	DF	30.08.74	Defensor Sporting	90	90	90	100	370
6	ADINOLFI DUARTE Edgardo A.	DF	27.03.74	River Plate	90	90	R	72	252
7	SENA LAMELA Sergio C.	MF	15.08.73	Nacional	75 (e)	—	90	100	265
8	O'NEIL DOMINGUEZ Fabian A.	FW	14.10.73	Nacional	90	90	75	78	333
9	LEMONS ROSENDE Rodrigo J.	MF	03.10.73	Nacional	90	90	90	100	370
10	MARQUEZ SIMOES Alejandro W.	MF	02.01.74	River Plate	65	69	75	100	309
11	CORREA AYALA Fernando E. (Capt.)	FW	06.01.74	River Plate	90	69	90	100	349
12	MENENDEZ LUIS Javier	GK	21.07.74	Wanderers	R	R	R	R	—
13	CORREA HOAGUY Nestor F.	FW	23.08.74	Liverpool	R	21	R	22	43
14	TRAVERSA MACHADO Alejandro P.	DF	08.09.74	Defensor Sporting	R	R	90	28	118
15	ALVEZ FERNANDEZ Jorge G.	FW	26.12.74	Defensor Sporting	R	R	R	R	—
16	DELGADO PAPARIELLO Javier O.	MF	08.07.75	Danubio	25	21	15	R	61
17	DAPUETO SAVISKI Marcelo S.	DF	29.07.74	Racing	13	90	15	R	118
18	RODRIGUEZ FEIJO Fernando J.	DF	20.03.74	Nacional	R	R	R	100	100

* extra-time with sudden death after 10 minutes

USA

Team facts

Pre-selection: November 1990; Number of players selected: 44; Number of players employed: 22; Coach: Bobby Howe; Status of the coach: not employed on a full-time basis, full responsibility for the U-20 national team; Average age: 19/4; Players who play in 1st division clubs: –

Preparatory stage

a) before qualifying competition:

Selection procedure: State and regional selections (November 1990); 3 Training tours to Italy, France and Canada, 2 Training camps in Colorado Springs and Florida; Re-selection (November 1991); Tour to England (December 1991) with 5 matches; Domestic training camps and competitions with 16 matches; March-April 1992 before CONCACAF Qualifying competition; Criteria in forming the team: Technical skill, vision of the game, mental capacity

Emphasis in long- and medium-term preparation: Individual player's development; Individual and team tactic; Tours to different parts of the world to allow players to adapt to different style of play.

Qualifying competition in Canada (3.-10.5.1992): finished 2nd

b) after qualifying competition:

Pre-selection: June 1992, Final selection: February 1993

Training camps: 1.-10.6.1992 St. Croix (France), 6 matches, 12.-

20.7.1992 Colorado Springs (USA), 4 matches, 5.-15.8.1992 Belgium and Holland, 9 matches, 13.12.1992-10.1.1993 Mexico, 7 matches, 18.-23.1.1993 England and Portugal, 4 matches, 7.-14.2.1993 Florida (USA), 4 matches

Preparation matches since qualification round: 34 matches in different parts of the world.

Arrival in Australia: 2.3.1993

RESULTS OF QUALIFYING COMPETITION

03.05.92	USA v. Bermuda	5:0
05.05.92	USA v. Trinidad&Tobago	2:0
07.05.92	USA v. Costa Rica	2:0
10.05.92	Mexico v. USA	3:0
12.05.92	Honduras v. USA	0:4
14.05.92	Canada v. USA	1:2

RESULTS AT AUSTRALIA '93

07.03.93	USA v. Türkiye	6:0 (3:0)
09.03.93	USA v. England	0:1 (0:0)
11.03.93	USA v. Korea Republic	2:2 (1:1)
14.03.93	USA v. Brazil	0:3 (0:1)

Final Ranking: 8th place



Players' Appearances

Engagements des Joueurs

Actuación de Jugadores

Spielereinsätze

No.	Name	Pos.	Date of Birth	Club	Match 1	Match 2	Match 3	Match 4	Total
					v. TUR 6:0	v. ENG 0:1	v. KOR 2:2	1/4 Final v. BRA 0:3	
1	KOCZAK Richard	GK	31.08.73	Oakwood/Mercer C. C.	R	R	R	R	–
2	MCKEON Matthew	DF	24.09.74	Scott-Gallagher/St. Louis	28	12	8	R	48
3	BERHALTER Gregg (Capt.)	DF	01.08.73	University of North Carolina	90	90	90	90	360
4	FAKLARIS Chris	FW	30.10.73	University of South Carolina	90	90	90	68	338
5	JOHNSON Brian	DF	07.03.74	TVFC/Fresno State	90	90	90	90	360
6	ZAVAGNIN Keirnan	MF	02.07.74	Metro Magic/North Carolina	90	90	90	90	360
7	GENTILE Michael	DF	24.05.74	Vardar III S.C./Wisconsin	R	R	R	R	–
8	SMITH Robert	MF	20.08.73	University of South Carolina	90	70	90	90	340
9	KELLY Brian	MF	06.10.74	Delco	90	90	59	45	284
10	VARGAS Nelson	FW	06.08.74	Inter Juventus	9	78	R	R	87
11	JOSEPH Miles	FW	02.05.74	Capital United/Clemson	81	90	90	90	351
12	POLLARD Brandon	DF	09.10.73	University of Virginia	90	90	90	90	360
13	BEAVERS Matthew	MF	08.08.73	TVFC/Univ. of San Francisco	R	R	82	R	82
14	QUICK Dana	DF	06.12.74	Rochester Mavericks	90	90	R	90	270
15	LABELLE Robert	MF	16.08.73	UCLA	R	R	R	22	22
16	LANZA William	MF	18.07.74	Spartans/Notre Dame	R	20	31	45	96
17	BABA Imad	MF	15.03.74	Texans	62	R	90	90	242
18	CASSAR Jeffrey	GK	02.02.74	Vardar III S.C./F.I.U.	90	90	90	90	360

THEY MADE THEIR WAY

Players who participated in former FIFA Competitions with age limit

Australia (7)

Agostino	(U-17 Italy '91)
Carbone	(U-17 Italy '91)
Iocca	(U-17 Italy '91)
Macolino	(U-17 Italy '91)
Moore	(U-17 Italy '91)
Muscat	(WYC Portugal '91)
Trpcevski	(U-17 Italy '91)

Brazil (5)

Adriano	(U-17 Italy '91)
Argel	(U-17 Italy '91)
Fabio	(U-17 Italy '91)
Gian	(U-17 Italy '91)
Yan	(U-17 Italy '91)

Cameroon (-)

Colombia (2)

Chavez	(U-17 Scotland '89)
Zambrano	(U-17 Scotland '89)

England (2)

Watson D.	(WYC Portugal '91)
Bart-Williams	(WYC Portugal '91)

Germany (-)

Ghana (10)

Addo	(U-17 Italy '91)
Asare I.	(U-17 Scotland '89, U-17 Italy '91, OG Barcelona '92)
Asare E.	(U-17 Scotland '89)
Duah	(U-17 Italy '91)
Gargo	(U-17 Italy '91, OG Barcelona '92)
Jaraah	(U-17 Italy '91)
Kuffour	(U-17 Italy '91, OG Barcelona '92)
Lamprey	(U-17 Scotland '89, U-17 Italy '91, OG Barcelona '92)
Nimo	(U-17 Italy '91)
Owu	(U-17 Italy '91)

Korea Republic (3)

Cho Jin-Ho	(WYC Portugal '91, OG Barcelona '92)
Choi Ik-Hyung	(WYC Portugal '91)
Park Cheol	(WYC Portugal '91)

Mexico (4)

Astivia	(U-17 Italy '91)
Garcia J.	(U-17 Italy '91)
Sanchez	(U-17 Italy '91)
Maldonado	(OG Barcelona '92)

Norway (-)

Portugal (1)

Costa J.	(U-17 Scotland '89)
----------	---------------------

Russia (-)

Saudi Arabia (-)

Türkiye (-)

Uruguay (5)

Correa Hoaguy	(U-17 Italy '91)
Delgado Papariello	(U-17 Italy '91)
Lopez Breijo	(U-17 Italy '91)
Silva Aguilar	(U-17 Italy '91)
Traversa Machado	(U-17 Italy '91)

USA (4)

Baba	(U-17 Scotland '89)
Kelly	(U-17 Italy '91)
McKeon	(U-17 Italy '91)
Vargas	(U-17 Italy '91)

Number of players present in "Australia '93" who participated in

– the U-17 World Championship Scotland '89:	7
– the U-17 World Championship Italy '91:	31
– the World Youth Championship Portugal '91:	6
– the Olympic Football Tournament Barcelona '92:	6

Total participation in former FIFA competitions with age limit: 50

STATISTICAL DETAILS

RESULTS AND STANDINGS

Group matches:

GROUP A - Sydney and Canberra

05.03.93	Australia v. Colombia	2:1 (1:1)	Nielsen (Denmark)
06.03.93	Russia v. Cameroon	2:0 (2:0)	Marsiglia (Brazil)
08.03.93	Colombia v. Cameroon	3:2 (2:2)	Al-Jassas (Kuwait)
08.03.93	Australia v. Russia	3:1 (1:1)	Badilla Sequeira (Costa Rica)
11.03.93	Colombia v. Russia	1:3 (0:2)	Nielsen (Denmark)
11.03.93	Australia v. Cameroon	0:2 (0:1)	Marsiglia (Brazil)
	1. Russia	3	2 0 1 6:4 4
	2. Australia	3	2 0 1 5:4 4
	3. Cameroon	3	1 0 2 4:5 2
	4. Colombia	3	1 0 2 5:7 2

GROUP B - Brisbane

06.03.93	Portugal v. Germany	0:1 (0:0)	Harrel (France)
06.03.93	Uruguay v. Ghana	1:1 (1:0)	Cakar (Türkiye)
09.03.93	Germany v. Ghana	2:2 (1:1)	Kathirveloo (Malaysia)
09.03.93	Portugal v. Uruguay	1:2 (1:1)	Escobar Lopez (Guatemala)
11.03.93	Germany v. Uruguay	1:2 (0:1)	Cakar (Türkiye)
11.03.93	Portugal v. Ghana	0:2 (0:1)	Kathirveloo (Malaysia)
	1. Uruguay	3	2 1 0 5:3 5
	2. Ghana	3	1 2 0 5:3 4
	3. Germany	3	1 1 1 4:4 3
	4. Portugal	3	0 0 3 1:5 0

GROUP C - MELBOURNE

07.03.93	Korea Rep. v. England	1:1 (1:0)	Krug (Germany)
07.03.93	Türkiye v. USA	0:6 (0:3)	Nieves (Uruguay)
09.03.93	England v. USA	1:0 (0:0)	Nieves (Uruguay)
09.03.93	Korea Rep. v. Türkiye	1:1 (0:0)	Hounnake-Kouassi (Togo)
11.03.93	England v. Türkiye	1:0 (1:0)	Nieves (Uruguay)
11.03.93	Korea Rep. v. USA	2:2 (1:1)	Krug (Germany)
	1. England	3	2 1 0 3:1 5
	2. USA	3	1 1 1 8:3 3
	3. Korea Rep.	3	0 3 0 4:4 3
	4. Türkiye	3	0 1 2 1:8 1

GROUP D - ADELAIDE

07.03.93	Mexico v. Norway	3:0 (1:0)	Lorenc (Australia)
07.03.93	Brazil v. Saudi Arabia	0:0	Khusainov (Russia)
09.03.93	Norway v. Saudi Arabia	0:0	Yengo (Congo)
09.03.93	Mexico v. Brazil	1:2 (0:1)	Perez Hoyos (Colombia)
11.03.93	Norway v. Brazil	0:2 (0:0)	Khusainov (Russia)
11.03.93	Mexico v. Saudi Arabia	2:1 (0:1)	Lorenc (Australia)
	1. Brazil	3	2 1 0 4:1 5
	2. Mexico	3	2 0 1 6:3 4
	3. Saudi Arabia	3	0 2 1 1:2 2
	4. Norway	3	0 1 2 0:5 1

QUARTER FINALS - SYDNEY, BRISBANE, MELBOURNE, ADELAIDE

13.03.93	Russia v. Ghana	0:3 (0:0)	Badilla Sequeira (Costa Rica)
13.03.93	Uruguay v. Australia	1:2, 1:1 (1:0) after 10 minutes of extra-time (sudden death)	Harrel (France)
14.03.93	England v. Mexico	0:0 a.e.t. 4:3 penalty kicks	Krug (Germany)
14.03.93	Brazil v. USA	3:0 (1:0)	Nielsen (Denmark)

SEMI-FINALS - SYDNEY, MELBOURNE

17.03.93	Ghana v. England	2:1 (2:0)	Perez Hoyos (Colombia)
17.03.93	Australia v. Brazil	0:2 (0:0)	Krug (Germany)

3rd/4th PLACE - SYDNEY

20.03.93	England v. Australia	2:1 (1:0)	Kathirveloo (Malaysia)
----------	----------------------	-----------	------------------------

FINAL - SYDNEY

20.03.93	Ghana v. Brazil	1:2 (1:0)	Cakar (Türkiye)
----------	-----------------	-----------	-----------------

FINAL RANKING

1.	Brazil	Gold Medal
2.	Ghana	Silver Medal
3.	England	Bronze Medal
4.	Australia	
5.	Mexico	
6.	Uruguay	
7.	Russia	
8.	USA	
9.	Germany	
	Korea Republic	
11.	Saudi Arabia	
12.	Cameroon	
13.	Colombia	
14.	Norway	
15.	Türkiye	
16.	Portugal	

STATISTICAL DETAILS OF THE MATCHES

DONNEES STATISTIQUES DES MATCHES

DETALLES ESTADISTICOS DE LOS PARTIDOS

STATISTISCHE ANGABEN ZU DEN SPIELEN

Key/Légende/Leyenda/
Aufschlüsselung

Match No./Date/Kick-off time/
Venue/Number of spectators

Match No./Date/
Heure du coup d'envoi/Lieu/
Nombre de spectateurs

Partido No./Fecha/Hora de
saque de salida/Lugar/
Número de espectadores

Spiel Nr./Datum/Anstosszeit/
Ort/Zuschauerzahl

Teams/Equipes/Equipos/
Mannschaften

a) Goals / Buts / Goles / Tore
b) Referee and Linesmen /
Arbitre et juges de touche /
Arbitro y jueces de línea /
Schiedsrichter und Linien-
richter

c) Substitutions / Remplacé-
ments / Substitutiones /
Auswechslungen

d) Cautions / Avertissements /
Amonestaciones /
Verwarungen

e) Expulsions / Expulsions /
Expulsiones / Ausschlüsse

GROUP A

AUSTRALIA, COLOMBIA, RUSSIA, CAMEROON

AUSTRALIA v. COLOMBIA 2:1 (1:1)

01 05.03.93 20:30 hrs Sydney 31'883

AUSTRALIA: 18 Matassa, 4 Juric A.; 6 Muscat, 2 Moore, 5 Wingell; 7 Cranney, 8 Carbone, 11 Tsekenis, 13 Moric; 9 Agostino, 10 Milicic.

COLOMBIA: 1 Velez; 2 Quintero; 15 Ortegon, 5 Dinas; 9 Florez, 8 Perea, 3 Tierradentro, 12 Gonzalez; 7 Zambrano, 16 Restrepo, 11 Moreno.

- a) 0:1 35' Zambrano, 1:1 39' Milicic, 2:1 78' Muscat
 b) Nielsen (Denmark) - Alcalá Pineda (Mexico), Li Yingming (China PR)
 c) AUSTRALIA: 63' out Cranney, in Iocca (No. 16)
 73' out Moric, in Macolino (No. 14)
 COLOMBIA: 73' out Zambrano, in Mafía (No. 14)
 d) AUSTRALIA: 31' Moore, 81' Tsekenis,
 81' Wingell
 COLOMBIA: 13' Gonzalez, 18' Ortegon,
 18' Quintero, 18' Zambrano,
 48' Restrepo, 65' Tierradentro
 71' Florez

e) -

RUSSIA v. CAMEROON 2:0 (2:0)

02 06.03.93 20:30 hrs Canberra 5'362

RUSSIA: 1 Alexandrov; 3 Magomedov; 4 Bokov, 13 Murashov, 2 Ananko; 14 Golubkin, 9 Kliuiev, 6 Karataiev, 8 Zazulin; 18 Chudin, 11 Petrov.

CAMEROON: 1 Eboue Eboue; 12 Moukoko; 3 Njuakam Yemba, 17 Lewono, 14 Song Bahanac; 9 Suffo Kengne, 8 Mimpo Tsintseme, 15 Foe, 13 Embe; 6 Sielenu Ndiefi, 7 Heuyot Tobit.

- a) 1:0 1' Zazulin, 2:0 37' Karataiev
 b) Marsiglia (Brazil) - Taibi (Argentina), Dunster (Australia)
 c) RUSSIA: 70' out Golubkin, in Potekhin (No. 17)
 CAMEROON: 72' out Suffo Kengne, in Anya (No. 18)
 d) RUSSIA: 13' Chudin
 28' Murashov
 CAMEROON: 6' Eboue Eboue
 23' Moukoko
 45' Sielenu Ndiefi
 56' Song Bahanac
 e) RUSSIA: 51' Petrov

AUSTRALIA v. RUSSIA 3:1 (1:1)

09 08.03.93 20:30 hrs Sydney 18'982

AUSTRALIA: 18 Matassa; 4 Juric A.; 6 Muscat, 2 Moore, 5 Wingell; 7 Cranney, 8 Carbone, 11 Tsekenis, 13 Moric; 9 Agostino, 10 Milicic.

RUSSIA: 1 Alexandrov; 3 Magomedov; 4 Bokov, 13 Murashov, 2 Ananko; 15 Kharlachev, 6 Karataiev, 9 Kliuiev, 8 Zazulin; 18 Chudin, 16 Zernov.

- a) 1:0 12' own goal Russia, 1:1 18' Chudin, 2:1 69' Milicic, 3:1 81' Agostino
 b) Badilla Sequeira (Costa Rica) - Li Yingming (China PR), Taibi (Argentina)
 c) AUSTRALIA: 18' out Cranney, in Iocca (No. 16)
 46' out Wingell, in Holst (No. 3)
 RUSSIA: 75' out Zernov, in Golubkin (No. 14)
 77' out Murashov, in Potekhin (No. 17)
 d) AUSTRALIA: 21' Moore
 RUSSIA: 44' Bokov
 47' Chudin

e) -

COLOMBIA v. CAMEROON 3:2 (2:2)

10 08.03.93 18:15 hrs Canberra 3'749

COLOMBIA: 1 Velez; 2 Quintero; 15 Ortegon, 5 Dinas; 9 Florez, 8 Perea, 16 Restrepo, 3 Tierradentro, 12 Gonzalez; 7 Zambrano, 14 Mafía.

CAMEROON: 1 Eboue Eboue; 12 Moukoko; 14 Song Bahanac, 17 Lewono; 6 Sielenu Ndiefi, 8 Mimpo Tsintseme, 15 Foe, 4 Mbvoumin, 13 Embe; 9 Suffo Kengne, 5 Tchoutang.

- a) 0:1 12' Foe, 1:1 43' Zambrano, 1:2 44' Sielenu Ndiefi,
 2:2 45' Restrepo, 3:2 83' Zambrano
 b) Al Jassas (Kuwait) - Dunster (Australia), Alcalá Pineda (Mexico)
 c) COLOMBIA: 42' out Mafía, in Chavez (No. 17)
 75' out Florez, in Montoya (No. 6)
 CAMEROON: 66' out Tchoutang, in Heuyot Tobit (No. 7)
 73' out Suffo Kengne, in Anya (No. 18)
 d) COLOMBIA: 82' Montoya
 CAMEROON: 8' Mimpo Tsintseme
 87' Mbvoumin

e) -

AUSTRALIA v. CAMEROON 0:2 (0:1)

17 11.03.93 20:30 hrs Sydney 27'581

AUSTRALIA: 18 Matassa; 4 Juric A.; 16 Iocca, 3 Holst, 6 Muscat; 11 Tsekenis, 14 Macolino, 8 Carbone, 13 Moric; 9 Agostino, 12 Tsekinis.

CAMEROON: 1 Eboue Eboue; 12 Moukoko; 3 Njuakam Yemba, 17 Lewono, 4 Mbvoumin; 18 Anya, 6 Sielenu Ndiefi, 15 Foe, 5 Tchoutang; 8 Mimpo Tsintseme, 10 Ndongo Keller.

- a) 0:1 44' Tchoutang, 0:2 90' Embe
 b) Marsiglia (Brazil) - Taibi (Argentina), Alcalá Pineda (Mexico)
 c) AUSTRALIA: 46' out Moric, in Trpcevski (No. 15)
 70' out Iocca, in Milicic (No. 10)
 CAMEROON: 78' out Ndongo Keller, in Embe (No. 13)
 d) CAMEROON: 21' Anya
 44' Sielenu Ndiefi
 66' Lewono
 79' Moukoko
 79' Tchoutang
 89' Njuakam Yemba
 e) CAMEROON: 81' Tchoutang

COLOMBIA v. RUSSIA 1:3 (0:2)

18 11.03.93 18:15 hrs Sydney 27'581

COLOMBIA: 1 Velez; 2 Quintero; 15 Ortegon, 5 Dinas; 6 Montoya, 10 Betancourth, 8 Perea, 11 Moreno, 3 Tierradentro, 12 Gonzalez; 7 Zambrano.

RUSSIA: 1 Alexandrov; 3 Magomedov; 4 Bokov, 13 Murashov, 2 Ananko; 7 Savchenko, 14 Golubkin, 6 Karataiev, 8 Zazulin; 9 Kliuiev, 11 Petrov.

- a) 0:1 6' Karataiev (Pen.), 0:2 19' Ananko, 1:2 63' Betancourth (Pen.)
 1:3 86' Savchenko
 b) Nielsen (Denmark) - Dunster (Australia), Li Yingming (China PR)
 c) COLOMBIA: 56' out Perea, in Chavez (No. 17)
 77' out Montoya, in Angulo (No. 4)
 RUSSIA: 46' out Golubkin, in Kharlachev (No. 15)
 88' out Savchenko, in Potekhin (No. 17)
 d) COLOMBIA: 22' Perea
 63' Tierradentro
 RUSSIA: 14' Savchenko
 20' Karataiev
 23' Ananko
 71' Kharlachev
 e) RUSSIA: 67' Karataiev

GROUP B

PORTUGAL, GERMANY, URUGUAY, GHANA

PORTUGAL v. GERMANY 0:1 (0:0)

03 06.03.93 18:15 hrs Brisbane 15'000

PORTUGAL: 1 Costinha; 8 Afonso; 7 Morais, 5 Litos, 3 Henriques; 18 Andrade, 14 Poejo, 15 Ferreira; 9 Ribeiro, 13 Bambo, 17 Porfirio.

GERMANY: 1 Wache; 5 Schwiderowski; 4 Stark, 3 Meissner; 6 Eberl, 8 Jörres, 10 Hamann, 15 Burghartswieser, 2 Protzel; 9 Jancker, 11 Breitenreiter.

- a) 0:1 86' Jancker
 b) Harrel (France) – Bowdler (Australia), Al Ghattan (Bahrain)
 c) PORTUGAL: 64' out Ferreira, in Costa J. (No. 16)
 GERMANY: 36' out Jörres, in Ramelow (No. 7)
 d) PORTUGAL: 21' Porfirio
 34' Morais
 GERMANY: 17' Hamann
 26' Jancker
 49' Breitenreiter
 55' Eberl

e) –

URUGUAY v. GHANA 1:1 (1:0)

04 06.03.93 20:30 hrs Brisbane 15'000

URUGUAY: 1 Martínez; 4 Lopez; 2 Madruga, 3 Oliveira, 5 Silva, 6 Adinolfi; 8 O'Neil, 7 Sena, 10 Marquez; 11 Correa F., 9 Lemos.

GHANA: 1 Owu; 15 Banini; 2 Asare E., 14 Kuffour; 10 Mensah, 18 Addo, 6 Gargo, 8 Lamptey, 3 Nimo; 9 Ahinful, 11 Duah.

- a) 1:0 22' Correa F., 1:1 72' Ahinful
 b) Cakar (Türkiye) – James (Trinidad & Tobago), Brazzale (Australia)
 c) URUGUAY: 65' out Marquez, in Delgado (No. 16)
 77' out Madruga, in Dapuetto (No. 17)
 GHANA: 70' out Mensah, in Boateng (No. 7)
 d) URUGUAY: 31' Lopez
 57' Sena
 67' Delgado
 80' Dapuetto
 GHANA: 35' Asare E.
 63' Lamptey
 e) URUGUAY: 75' Sena

PORTUGAL v. URUGUAY 1:2 (1:1)

11 09.03.93 20:30 hrs Brisbane 6'000

PORTUGAL: 1 Costinha; 8 Afonso; 7 Morais, 4 Costa H., 5 Litos, 3 Henriques; 9 Ribeiro, 14 Poejo, 2 Zeca; 13 Bambo, 17 Porfirio.

URUGUAY: 1 Martínez; 4 Lopez; 3 Oliveira, 5 Silva, 2 Madruga, 9 Lemos, 17 Dapuetto, 10 Marquez, 6 Adinolfi; 11 Correa F., 8 O'Neil.

- a) 1:0 8' O'Neil, 1:1 32' Bambo, 2:1 87' O'Neil
 b) Escobar (Guatemala) – Brazzale (Australia), James (Trinidad & Tobago)
 c) PORTUGAL: 70' out Henriques, in Ferreira (No. 15)
 77' out Morais, in Costa J. (No. 16)
 URUGUAY: 69' out Marquez, in Delgado (No. 16)
 69' out Correa F., in Correa N. (No. 13)
 d) PORTUGAL: 47' Ribeiro
 50' Porfirio
 URUGUAY: 9' Lemos
 53' O'Neil

e) –

GERMANY v. GHANA 2:2 (1:1)

12 09.03.93 18:15 hrs Brisbane 6'000

GERMANY: 1 Wache; 5 Schwiderowski; 3 Meissner, 4 Stark, 2 Protzel; 6 Eberl, 7 Ramelow, 10 Hamann, 15 Burghartswieser; 9 Jancker, 11 Breitenreiter.

GHANA: 1 Owu; 15 Banini; 2 Asare E., 14 Kuffour, 6 Gargo, 5 Asare I.; 7 Boateng, 8 Lamptey, 18 Addo; 9 Ahinful, 11 Duah.

- a) 0:1 36' Kuffour, 1:1 39' Breitenreiter, 1:2 70' Duah, 2:2 80' Jancker
 b) Kathirveloo (Malaysia) – Al-Ghattan (Bahrain), Bowdler (Australia)
 c) GERMANY: 89' out Jancker, in Schmidt (No. 17)
 GHANA: 78' out Boateng, in Mensah (No. 10)
 d) GERMANY: 26' Eberl
 66' Jancker
 GHANA: 18' Asare I.
 50' Addo
 81' Mensah

e) –

PORTUGAL v. GHANA 0:2 (0:2)

19 11.03.93 20:30 hrs Brisbane 7'000

PORTUGAL: 1 Costinha; 8 Afonso; 4 Costa H., 5 Litos; 9 Ribeiro, 6 Cardoso, 14 Poejo, 2 Zeca, 3 Henriques; 13 Bambo, 11 Tonanha.

GHANA: 1 Owu; 15 Banini; 2 Asare E., 14 Kuffour, 5 Asare I.; 18 Addo, 6 Gargo, 13 Akonnor; 9 Ahinful, 8 Lamptey, 11 Duah.

- a) 0:1 5' Lamptey, 0:2 42' Akonnor
 b) Kathirveloo (Malaysia) – Al-Ghattan (Bahrain), Brazzale (Australia)
 c) PORTUGAL: 30' out Costinha, in Morais (No. 12)
 66' out Poejo, in Nascimento (No. 10)
 d) PORTUGAL: 26' Cardoso
 87' Litos
 GHANA: 76' Banini

e) –

GERMANY v. URUGUAY 1:2 (0:1)

20 11.03.93 18:15 hrs Brisbane 7'000

GERMANY: 1 Wache; 5 Schwiderowski; 4 Stark, 3 Meissner; 13 Lieberknecht, 7 Ramelow, 10 Hamann, 15 Burghartswieser, 2 Protzel; 17 Schmidt, 11 Breitenreiter.

URUGUAY: 1 Martínez; 4 Lopez; 2 Madruga, 3 Oliveira, 5 Silva, 14 Traversa; 9 Lemos, 7 Sena, 10 Marquez; 8 O'Neil, 11 Correa F.

- a) 0:1 2' Lopez, 0:2 65' Correa F., 1:2 74' Breitenreiter
 b) Cakar (Türkiye) – James (Trinidad & Tobago), Bowdler (Australia)
 c) GERMANY: 58' out Protzel, in Lenhart (No. 16)
 URUGUAY: 75' out O'Neil, in Delgado (No. 16)
 75' out Marquez, in Dapuetto (No. 17)
 d) GERMANY: 15' Stark
 56' Schwiderowski
 70' Hamann
 URUGUAY: 18' Marquez
 47' Lopez
 65' Martínez
 e) URUGUAY: 67' Lopez

GROUP C

KOREA REPUBLIC, ENGLAND, TÜRKIYE, USA

KOREA REPUBLIC v. ENGLAND 1:1 (1:0)

05 07.03.93 18:15 hrs Melbourne 15'732

KOREA REP.: 1 Kim Hae-Woon; 2 Yoo Sang-Soo; 12 Choi Sung-Yong, 6 Park Cheol, 3 Kim Jin-Woo; 14 Cho Jin-Ho, 15 Lee Kyung-Soo, 7 Kim Dae-Ui; 11 Cho Hyun-Doo, 10 Choi Yong-Soo, 9 Lee Ho-Seong.

ENGLAND: 13 Watson D.; 2 Watson S., 5 Pearce, 18 Hughes, 6 Myers; 7 Bart-Williams, 10 Pollock, 17 Selley, 8 Caskey, 11 Thompson; 9 Barmby.

- a) 1:0 32' own goal England, 1:1 82' Pearce.
 b) Krug (Germany) – Spiroski (Australia), Hassan (Egypt)
 c) KOREA REP.: 81' out Kim Dae-Ui, in Jeon Kyung-Jun (No. 17)
 ENGLAND: 75' out Selley, in Joachim (No. 15)
 d) KOREA REP.: 74' Lee Kyung-Soo
 ENGLAND: 12' Barmby
 39' Thompson

e) –

TÜRKIYE v. USA 0:6 (0:3)

06 07.03.93 20:30 hrs Melbourne 15'732

TÜRKIYE: 1 Akman; 3 Kapuci; 2 Arslan, 4 Asik, 5 Demircioglu; 8 Tokac, 7 Köse, 15 Recber, 11 Ilciktay; 10 Kocabey, 9 Derelioglu.

USA: 18 Cassar; 3 Berhalter; 5 Johnson, 14 Quick, 12 Pollard; 8 Smith, 6 Zavagnin, 17 Baba, 9 Kelly; 11 Joseph, 4 Faklaris.

- a) 0:1 22' Baba, 0:2 26' Joseph, 0:3 28' Faklaris, 0:4 46' Faklaris, 0:5 72' Joseph, 0:6 90' Faklaris
 b) Nieves (Uruguay) – Zarate (Paraguay), Loupis (Australia)
 c) TÜRKIYE: 88' out Köse, in Karaman (No. 13)
 88' out Kocabey, in Sazlog (No. 17)
 USA: 62' out Baba, in McKeon (No. 2)
 81' out Joseph, in Vargas (No. 10)
 d) TÜRKIYE: 47' Derelioglu
 USA: 73' Zavagnin
 e) TÜRKIYE: 56' Derelioglu

KOREA REPUBLIC v. TÜRKIYE 1:1 (0:0)

13 09.03.93 20:30 Melbourne 9'274

KOREA REP.: 1 Kim Hae-Woon; 2 Yoo Sang-Soo; 12 Choi Sung-Yong, 15 Lee Kyung-Soo, 6 Park Cheol, 3 Kim Jin-Woo; 11 Cho Hyun-Doo, 4 Lee Ki-Hyung, 7 Kim Dae-Ui; 14 Cho Jin-Ho, 10 Choi Yong-Soo.

TÜRKIYE: 1 Akman; 3 Kapuci; 2 Arslan, 4 Asik, 5 Demircioglu; 8 Tokac, 7 Köse, 15 Recber, 11 Ilciktay; 17 Sazlog, 10 Kocabey.

- a) 1:0 48' Cho Jin-Ho, 1:1 85' Recber
 b) Hounnake Kouassi (Togo) – Zarate (Paraguay), Spiroski (Australia)
 c) KOREA REPUBLIC: 46' out Cho Hyun-Doo, in Seo Dong-Won (No. 16)
 75' out Kim Dae-Ui, in Cho Hyun (No. 13)
 d) KOREA REPUBLIC: 37' Lee Kyung-Soo
 61' Choi Yong-Soo
 TÜRKIYE: 56' Recber
 75' Asik

e) –

ENGLAND v. USA 1:0 (0:0)

14 09.03.93 18:15 hrs Melbourne 9'274

ENGLAND: 13 Watson D.; 18 Hughes; 2 Watson S., 5 Pearce, 6 Myers, 3 Unsworth; 7 Bart-Williams, 10 Pollock, 8 Caskey; 9 Barmby, 11 Thompson.

USA: 18 Cassar; 3 Berhalter; 5 Johnson, 14 Quick, 12 Pollard; 8 Smith, 10 Vargas, 6 Zavagnin, 9 Kelly; 4 Faklaris, 11 Joseph.

- a) 1:0 69' Bart-Williams
 b) Nieves (Uruguay) – Hassan (Egypt), Loupis (Australia)
 c) ENGLAND: 61' out Thompson, in Mike (No. 16)
 89' out Myers, in Harriott (No. 4)
 USA: 70' out Smith, in Lanza (No. 16)
 78' out Vargas, in McKeon (No. 2)

d) –

e) –

KOREA REPUBLIC v. USA 2:2 (1:1)

21 11.03.93 20:30 hrs Melbourne 12'972

KOREA REP.: 1 Kim Hae-Woon; 2 Yoo Sang-Soo; 12 Choi Sung-Yong, 5 Kim Jae-Shin, 6 Park Cheol, 3 Kim Jin-Woo; 16 Seo Dong-Won, 4 Lee Ki-Hyung, 7 Kim Dae-Ui; 14 Cho Jin-Ho, 10 Choi Yong-Soo.

USA: 18 Cassar; 3 Berhalter; 5 Johnson, 13 Beavers, 12 Pollard; 8 Smith, 17 Baba, 6 Zavagnin, 9 Kelly; 4 Faklaris, 11 Joseph.

- a) 0:1 37' Kelly, 1:1 39' Lee Ki-Hyung, 2:1 52' Lee Ki-Hyung, 2:2 78' Zavagnin
 b) Krug (Germany) – Spiroski (Australia), Zarate (Paraguay)
 c) KOREA REP.: 85' out Yoo Sang-Soo, in Jeon Kyung-Jun (No. 17)
 88' out Kim Dae-Ui, in Lee Ho-Seong (No. 9)
 USA: 59' out Kelly, in Lanza (No. 16)
 82' out Beavers, in McKeon (No. 2)
 d) USA: 17' Beavers
 40' Faklaris
 48' Johnson
 86' McKeon

e) –

ENGLAND v. TÜRKIYE 1:0 (1:0)

22 11.03.93 18:15 hrs Melbourne 12'972

ENGLAND: 13 Watson D.; 18 Hughes; 2 Watson S., 4 Harriott, 5 Pearce, 3 Unsworth; 7 Bart-Williams, 10 Pollock, 8 Caskey; 15 Joachim, 11 Thompson.

TÜRKIYE: 12 Türksoy; 3 Kapuci; 2 Arslan, 4 Asik, 5 Demircioglu; 14 Özer, 7 Köse, 11 Ilciktay, 16 Alkan; 10 Kocabey, 9 Derelioglu.

- a) 1:0 12' Joachim
 b) Nieves (Uruguay) – Hassan (Egypt), Loupis (Australia)
 c) TÜRKIYE: 50' out Ilciktay, in Tokac (No. 8)
 71' out Özer, in Sazlog (No. 17)
 d) ENGLAND: 42' Bart-Williams
 47' Unsworth
 TÜRKIYE: 63' Köse

e) –

GROUP D

MEXICO, NORWAY, BRAZIL, SAUDI ARABIA

MEXICO v. NORWAY 3:0 (1:0)

07 07.03.93 18:15 hrs Adelaide 10'000

MEXICO: 1 Sanchez O.; 4 Davino; 2 Amante, 3 Solis, 5 Gonzalez C.; 16 Sol, 6 Gonzalez R., 7 Sanchez J., 17 Nieto; 9 Olalde, 18 Salazar.

NORWAY: 1 Myhre; 14 Skorve, 3 Skonhoft, 4 Østvold, 7 Jacobsen; 16 Daland, 10 Hafstad, 8 Larsen, 9 Olsson; 15 Nordengen, 13 Rannestad.

- a) 1:0 45' Nieto, 2:0 71' Nieto, 3:0 84' Olalde
 b) Lorenc (Australia) – Graser (Australia), Yli-Karro (Finland)
 c) MEXICO: 72' out Sol, in Garcia J. (No. 10)
 77' out Salazar, in Garcia G. (No. 8)
 NORWAY: 46' out Rannestad, in Lødemel (No. 11)
 65' out Olsson, in Rudi (No. 17)
 d) MEXICO: 72' Gonzalez C.
 NORWAY: 15' Larsen
 e) –

BRAZIL v. SAUDI ARABIA 0:0

08 07.03.93 20:30 hrs Adelaide 10'000

BRAZIL: 1 Dida; 2 Bruno, 3 Gelson, 4 Juarez, 6 Wagner; 8 Pereira, 10 Adriano, 5 Marcelinho, 11 Yan; 7 Cate, 9 Gian.

SAUDI ARABIA: 1 Al Sadig; 12 Al Ghamdi; 2 Al Jahani, 5 Al Takrouni, 4 Hawsawi; 13 Sabyani, 16 Al Dossari, 10 Al Oromi, 3 Al Rashaid; 7 Al Ghesheyan, 9 Al Dosari.

- a) –
 b) Khusainov (Russia) – Yli-Karro (Finland), Davies (Australia)
 c) BRAZIL: 65' out Yan, in Caico (No. 16)
 80' out Cate, in Hermes (No. 15)
 d) BRAZIL: 42' Juarez
 61' Pereira
 SAUDI ARABIA: 15' Al Jahani
 19' Al Dossari
 e) BRAZIL: 75' Pereira

MEXICO v. BRAZIL 1:2 (0:1)

15 09.03.93 20:30 hrs Adelaide 10'000

MEXICO: 1 Sanchez O.; 2 Amante, 3 Solis, 4 Davino, 5 Gonzalez C.; 7 Sanchez J., 6 Gonzalez R., 10 Garcia J., 17 Nieto; 9 Olalde, 18 Salazar.

BRAZIL: 1 Dida; 2 Bruno, 3 Gelson, 4 Juarez, 6 Wagner; 16 Caico, 5 Marcelinho, 11 Yan; 7 Cate, 10 Adriano, 9 Gian.

- a) 0:1 22' Adriano (Penalty), 0:2 56' Gian (Penalty), 1:2 80' Nieto
 b) Perez Hoyos (Colombia) – Graser (Australia), Yli-Karro (Finland)
 c) MEXICO: 46' out Garcia J., in Garcia G. (No. 8)
 64' out Olalde, in Sol (No. 16)
 BRAZIL: 77' out Yan, in Hermes (No. 15)
 82' out Adriano, in Argel (No. 14)
 d) MEXICO: 23' Gonzalez R.
 56' Amante
 BRAZIL: 47' Gelson
 77' Bruno
 88' Cate
 e) –

NORWAY v. SAUDI ARABIA 0:0

16 09.03.93 18:15 hrs Adelaide 10'000

NORWAY: 1 Myhre; 14 Skorve, 3 Skonhoft, 4 Østvold, 7 Jacobsen; 16 Daland, 10 Hafstad, 8 Larsen, 9 Olsson, 11 Lødemel; 15 Nordengen.

SAUDI ARABIA: 1 Al Sadig; 12 Al Ghamdi; 5 Al Takrouni, 4 Hawsawi; 2 Al Jahani, 13 Sabyani, 16 Al Dossari, 10 Al Oromi, 3 Al Rashaid; 7 Al Ghesheyan, 9 Al Dosari.

- a) –
 b) Yengo (Congo) – Davies (Australia), Graser (Australia)
 c) NORWAY: 19' out Daland, in Tobiassen (No. 2)
 68' out Skonhoft, in Rudi (No. 17)
 SAUDI ARABIA: 58' out Al Jahani, in Al Garni (No. 8)
 73' out Al Dossari, in Al Maghrabi (No. 6)
 d) NORWAY: 19' Skorve
 34' Larsen
 SAUDI ARABIA: 15' Al Jahani
 49' Al Ghesheyan
 e) SAUDI ARABIA: 62' Al Ghesheyan

MEXICO v. SAUDI ARABIA 2:1 (0:1)

23 11.03.93 20:30 hrs Adelaide 7'000

MEXICO: 1 Sanchez O.; 2 Amante, 3 Solis, 4 Davino, 5 Gonzalez C.; 16 Sol, 6 Gonzalez R., 7 Sanchez J., 17 Nieto; 8 Garcia G., 18 Salazar.

SAUDI ARABIA: 1 Al Sadig; 12 Al Ghamdi; 5 Al Takrouni, 4 Hawsawi, 3 Al Rashaid; 13 Sabyani, 16 Al Dossari, 10 Al Oromi; 11 Al Dossary, 15 Al Gahtani, 9 Al Dosari.

- a) 0:1 5' Al Takrouni, 1:1 60' Salazar, 2:1 72' Salazar
 b) Lorenc (Australia) – Davies (Australia), Graser (Australia)
 c) MEXICO: 58' out Gonzalez R., in Astivia (No. 15)
 62' out Sol, in Olalde (No. 9)
 SAUDI ARABIA: 77' out Al Gahtani, in Al Maghrabi (No. 6)
 d) Mexico: 70' Nieto
 e) –

NORWAY v. BRAZIL 0:2 (0:0)

24 11.03.93 18:15 hrs Adelaide 7'000

NORWAY: 1 Myhre; 14 Skorve, 4 Østvold, 5 Tran, 7 Jacobsen; 16 Daland, 10 Hafstad, 17 Rudi, 9 Olsson, 11 Lødemel; 15 Nordengen.

BRAZIL: 1 Dida; 2 Bruno, 3 Gelson, 4 Juarez, 6 Wagner; 16 Caico, 5 Marcelinho, 11 Yan; 7 Cate, 10 Adriano, 9 Gian.

- a) 0:1 59' Gian, 0:2 62' Adriano
 b) Khusainov (Russia) – Yli-Karro (Finland), Davies (Australia)
 c) NORWAY: 67' out Daland, in Rannestad (No. 13)
 72' out Rudi, in Tobiassen (No. 2)
 BRAZIL: 60' out Caico, in Pereira (No. 8)
 78' out Gian, in Jardel (No. 18)
 d) –
 e) –

QUARTER FINALS

RUSSIA v. GHANA

0:3 (0:0)

25 13.03.93 20:30 hrs Sydney

16'710

RUSSIA: 1 Alexandrov; 3 Magomedov; 4 Bokov, 5 Oskolkov, 13 Murashov; 7 Savchenko, 18 Chudin, 8 Zazulin, 2 Ananko; 11 Petrov, 9 Kliuiev.

GHANA: 1 Owu; 14 Kuffour; 2 Asare E., 15 Banini, 5 Asare I.; 18 Addo, 13 Akonnor, 6 Gargo, 8 Lamptey; 9 Ahinful, 11 Duah.

- a) 0:1 72' Ahinful, 0:2 75' Addo, 0:3 83' Asare I.
 b) Badilla Sequeira (Costa Rica) – Li Yingming (China PR), Dunster (Australia)
 c) –
 d) GHANA: 27' Akonnor
 e) –

URUGUAY v. AUSTRALIA

1:2, 1:1 (1:0)

after 10 minutes of extra-time (sudden death)

26 13.03.93 18:15 hrs Brisbane

14'000

URUGUAY: 1 Martinez; 18 Rodriguez; 2 Madruga, 3 Oliveira, 5 Silva, 6 Adinolfi; 9 Lemos, 7 Sena, 10 Marquez; 8 O'Neil, 11 Correa F.

AUSTRALIA: 18 Matassa; 4 Juric A.; 6 Muscat, 3 Holst, 2 Moore; 8 Carbone, 11 Tsekenis, 13 Moric, 5 Wingell; 9 Agostino, 10 Milicic.

- a) 1:0 21' Sena, 1:1 59' Agostino, 1:2 99' Carbone
 b) Harrel (France) – James (Trinidad & Tobago), Al Ghattan (Bahrain)
 c) URUGUAY: 72' out Adinolfi, in Traversa (No. 14)
 78' out O'Neil, in Correa N. (No. 13)
 AUSTRALIA: 83' out Milicic, in Tsekenis (No. 12)
 d) URUGUAY: 5' Sena, 27' Adinolfi,
 54' Marquez, 57' Rodriguez
 80' Correa F.
 AUSTRALIA: 24' Milicic, 35' Holst
 44' Moore, 50' Muscat
 e) URUGUAY: 45' Castelnoble (Coach)

ENGLAND v. MEXICO

0:0 a.e.t.

4:3 penalty kicks

27 14.03.93 18:15 hrs Melbourne

11'000

ENGLAND: 13 Watson D.; 18 Hughes; 2 Watson S., 5 Pearce, 6 Myers, 3 Unsworth; 7 Bart-Williams, 10 Pollock, 8 Caskey; 9 Barmby, 11 Thompson.

MEXICO: 1 Sanchez O.; 3 Solis; 2 Amante, 4 Davino, 5 Gonzalez C.; 7 Sanchez J., 6 Gonzalez R., 15 Astivia, 17 Nieto; 8 Garcia G., 18 Salazar.

- a) –
 Penalty kicks: England: Pollock 1:0, Caskey 2:1, Thompson 3:2, Bart-Williams 4:3
 Mexico: Olalde 0:0 (missed), Amante 1:1, Astivia 2:2, Gonzalez G. 3:3, Solis 4:3 (GK saved)
 b) Krug (Germany) – Zarate (Paraguay), Loupis (Australia)
 c) ENGLAND: 42' out Barmby, in Joachim (No. 15)
 43' out Myers, in Harriott (No. 4)
 MEXICO: 77' out Nieto, in Olalde (No. 9)
 90' out Gonzalez R., in Guadarrama (No. 11)
 d) MEXICO: 60' Garcia G., 76' Davino
 e) –

BRAZIL v. USA

3:0 (1:0)

28 14.03.93 20:30 hrs Adelaide

12'000

BRAZIL: 1 Dida; 2 Bruno, 3 Gelson, 4 Juarez, 6 Wagner, 8 Pereira, 5 Marcelinho, 10 Adriano, 11 Yan; 7 Cate, 9 Gian.

USA: 18 Cassar; 3 Berhalter; 14 Quick, 5 Johnson, 12 Pollard; 8 Smith, 6 Zavnagnin, 17 Baba, 9 Kelly; 4 Faklaris, 11 Joseph.

- a) 1:0 32' Bruno, 2:0 51' Adriano, 3:0 90' Bruno
 b) Nielsen (Denmark) – Yli-Karro (Finland), Li Yingming (China PR)
 c) BRAZIL: 46' out Wagner, in Hermes (No. 15)
 84' out Pereira, in Caico (No. 16)
 USA: 46' out Kelly, in Lanza (No. 16)
 68' out Faklaris, in Labelle (No. 15)
 d) USA: 70' Smith
 e) –

STANDINGS AFTER GROUP MATCHES

GROUP A:

1. Russia	3	2	0	1	6:4	4
2. Australia	3	2	0	1	5:4	4
3. Cameroon	3	1	0	2	4:5	2
4. Colombia	3	1	0	2	5:7	2

Qualified for 1/4 Finals: RUSSIA and AUSTRALIA

Goals scored: 20, Yellow cards: 33, Red cards: 3

GROUP B:

1. Uruguay	3	2	1	0	5:3	5
2. Ghana	3	1	2	1	5:3	4
3. Germany	3	1	1	1	4:4	3
4. Portugal	3	0	0	3	1:5	0

Qualified for 1/4 Finals: URUGUAY and GHANA

Goals scored: 15, Yellow cards: 30, Red cards: 2

GROUP C:

1. England	3	2	1	0	3:1	5
2. USA	3	1	1	1	8:3	3
3. Korea Rep.	3	0	3	0	4:4	3
4. Türkiye	3	0	1	2	1:8	1

Qualified for 1/4 Finals: ENGLAND and USA

Goals scored: 16, Yellow cards: 16, Expulsions: 1

GROUP D:

1. Brazil	3	2	1	0	4:1	5
2. Mexico	3	2	0	1	6:3	4
3. Saudi Arabia	3	0	2	1	1:2	2
4. Norway	3	0	1	2	0:5	1

Qualified for 1/4 Finals: BRAZIL and MEXICO

Goals scored: 11, Yellow cards: 16, Red cards: 2

SEMI-FINALS

GHANA v. ENGLAND

2:1 (2:0)

29 17.03.93 20:30 hrs Sydney

21'069

GHANA: 1 Owu; 14 Kuffour; 2 Asare E., 15 Banini, 5 Asare I.; 18 Addo, 6 Gargo, 8 Lamptey, 13 Akonnor; 9 Ahinful, 11 Duah.

ENGLAND: 13 Watson D.; 18 Hughes; 2 Watson S., 5 Pearce, 4 Harriott, 3 Unsworth; 7 Bart-Williams, 10 Pollock, 8 Caskey, 11 Thompson; 15 Joachim.

- a) 1:0 14' Ahinful (Pen.), 2:0 24' Gargo, 2:1 49' Pollock (Pen.)
- b) Perez Hoyos (Colombia) – Taibi (Argentina), Zarate (Paraguay)
- c) ENGLAND: 69' out Unsworth, in Butt (No. 14)
- d) GHANA: 89' Banini
- ENGLAND: 17' Pollock
- e) –

AUSTRALIA v. BRAZIL

0:2 (0:0)

30 17.03.93 18:15 hrs Melbourne

22'100

AUSTRALIA: 18 Matassa; 4 Juric A.; 6 Muscat, 2 Moore, 3 Holst, 5 Wingell; 8 Carbone, 11 Tsekenis, 13 Moric; 9 Agostino, 10 Milicic.

BRAZIL: 1 Dida; 4 Juarez; 2 Bruno, 3 Gelson, 5 Marcelinho, 15 Hermes; 7 Cate, 8 Pereira, 11 Yan; 10 Adriano, 9 Gian.

- a) 0:1 77' Marcelinho, 0:2 89' Cate
- b) Krug (Germany) – Li Yingming (China PR), Al-Ghattan (Bahrain)
- c) AUSTRALIA: 46' out Milicic, in Tsekinis (No. 12)
63' out Tsekenis, in locca (No. 16)
- BRAZIL: 83' out Gian, in Caico (No. 16)
- d) AUSTRALIA: 9' Moric
43' Moore
- BRAZIL: 5' Pereira
23' Juarez
- e) –

ENGLAND v. AUSTRALIA

2:1 (1:0)

31 20.3.93 16:30 hrs Sydney

40'015

ENGLAND: 13 Watson D.; 18 Hughes; 2 Watson S., 5 Pearce, 6 Myers, 3 Unsworth; 10 Pollock, 8 Caskey, 11 Thompson; 7 Bart-Williams, 15 Joachim.

AUSTRALIA: 18 Matassa; 4 Juric A.; 6 Muscat, 3 Holst, 5 Wingell; 16 locca, 8 Carbone, 11 Tsekenis, 13 Moric; 9 Agostino, 10 Milicic.

- a) 1:0 39' Unsworth, 1:1 52' Milicic, 2:1 85' Joachim
- b) Kathirveloo (Malaysia) – Zarate (Paraguay), Taibi (Argentina)
- c) ENGLAND: 57' out Pearce, in Harriott (No. 4)
- AUSTRALIA: 46' out locca, in Tsekinis (No. 12)
51' out Moric, in Trpcevski (No. 15)
- d) ENGLAND: 60' Pollock
74' Caskey
- e) –

GHANA v. BRAZIL

1:2 (1:0)

32 20.03.93 19:00 hrs Sydney

40'015

GHANA: 1 Owu; 14 Kuffour; 3 Nimo, 15 Banini, 5 Asare I.; 18 Addo, 6 Gargo, 8 Lamptey, 13 Akonnor; 9 Ahinful, 11 Duah.

BRAZIL: 1 Dida; 4 Juarez; 2 Bruno, 3 Gelson, 15 Hermes; 8 Pereira, 5 Marcelinho, 10 Adriano, 11 Yan; 7 Cate, 9 Gian.

- a) 1:0 15' Duah, 1:1 50' Yan, 1:2 88' Gian
- b) Cakar (Turkey) – Yli-Karro (Finland), Li Yingming (China PR)
- c) GHANA: 85' out Akonnor, in Boateng (No. 7)
- BRAZIL: 61' out Pereira, in Caico (No. 16)
89' out Adriano, in Argel (No. 14)
- d) GHANA: 2' Banini
56' Addo
61' Kuffour
- BRAZIL: 60' Cate
87' Yan
- e) –

MATCH FOR THIRD PLACE

FINAL

GOALSCORERS Adidas Golden Shoe Award

3 *	Zambrano (COL), 7	COL-AUS 1:0, COL-CMR 1:1, 3:2
3 *	Nieto (MEX), 17	MEX-NOR 1:0, 2:0, MEX-BRA 1:2
3 *	Faklaris (USA), 4	USA-TUR 3:0, 4:0, 6:0
3 *	Milicic (AUS), 10	AUS-COL 1:1, AUS-RUS 2:1, AUS-ENG 1:1
3 *	Adriano (BRA), 10	BRA-MEX 1:0 Pen., BRA-NOR 2:0
	Ahinful (GHA), 9	BRA-USA 2:0 GHA-URU 1:1, GHA-RUS 1:0, GHA-ENG 1:0 Pen.
	Gian (BRA), 9	BRA-MEX 2:0 Pen., BRA-NOR 1:0, BRA-GHA 2:1
2	Agostino (AUS), 9	AUS-RUS 3:1, AUS-URU 1:1
	Breitenreiter (GER), 11	GER-GHA 1:1, GER-URU 1:2
	Bruno (BRA), 2	BRA-USA 1:0, 3:0
	Correa (URU), 11	URU-GHA 1:0, URU-GER 2:0
	Duah (GHA), 11	GHA-GER 2:1, GHA-BRA 1:0
	Jancker (GER), 9	GER-POR 1:0, GER-GHA 2:2
	Joachim (ENG), 15	ENG-TUR 1:0, ENG-AUS 2:1
	Joseph (USA), 11	USA-TUR 2:0, 5:0
	Karataiev (RUS), 6	RUS-CMR 2:0, RUS-COL 1:0 Pen.
	Lee Ki-Hyung (KOR), 4	KOR-USA 1:1, 2:1
	O'Neil (URU), 8	URU-POR 1:0, 2:1
	Salazar (MEX), 18	MEX-KSA 1:1, 2:1
1	Addo (GHA), 18	GHA-RUS 2:0
	Akonnor (GHA), 13	GHA-POR 2:0
	Al Takrouni (KSA), 5	KSA-MEX 1:0
	Ananko (RUS), 2	RUS-COL 2:0
	Asare I. (GHA), 5	GHA-RUS 3:0
	Baba (USA), 17	USA-TUR 1:0
	Bambo (POR), 13	POR-URU 1:1
	Bart-Williams (ENG), 7	ENG-USA 1:0
	Betancourth (COL), 10	COL-RUS 1:2 Pen.
	Carbone (AUS), 8	AUS-URU 2:1
	Cate (BRA), 7	BRA-AUS 2:0
	Cho Jin-Ho (KOR), 14	KOR-TUR 1:0
	Chudin (RUS), 18	RUS-AUS 1:1
	Embe (CMR), 13	CMR-AUS 2:0
	Foe (CMR), 15	CMR-COL 1:0
	Gargo (GHA), 6	GHA-ENG 2:0
	Kelly (USA), 9	USA-KOR 1:0
	Kuffour (GHA), 14	GHA-GER 1:0
	Lamprey (GHA), 8	GHA-POR 1:0
	Lopez (URU), 4	URU-GER 1:0
	Marcelinho (BRA), 5	BRA-AUS 1:0
	Muscat (AUS), 6	AUS-COL 2:1
	Olalde (MEX), 9	MEX-NOR 3:0
	Pearce (ENG), 5	ENG-KOR 1:1
	Pollock (ENG), 10	ENG-GHA 1:2 Pen.
	Recber (TUR), 15	TUR-KOR 1:1
	Restrepo (COL), 16	COL-CMR 2:2
	Savchenko (RUS), 7	RUS-COL 3:1
	Sena (URU), 7	URU-AUS 1:0
	Sielenu (CMR), 6	CMR-COL 2:1
	Tchoutang (CMR), 5	CMR-AUS 1:0
	Unsworth (ENG), 3	ENG-AUS 1:0
	Yan (BRA), 11	BRA-GHA 1:1
	Zavagnin (USA), 6	USA-KOR 2:2
	Zazulin (RUS), 8	RUS-CMR 1:0

2 own goals ENG-KOR 0:1, RUS-AUS 0:1

* decisive for ranking goalscorers:

1) number of goals scored; 2) number of matches played (less number = better ranking); 3) number of goals scored by the own team (less number = better ranking)

GOAL STATISTICS

Goals scored in:

– Australia '93:	82 (av. 2,56)
– Portugal '91:	82 (av. 2,56)
– Saudi Arabia '89:	81 (av. 2,53)
– Chile '87:	86 (av. 2,69)
– USSR '85:	80 (av. 2,50)
– Mexico '83:	91 (av. 2,84)
– Australia '81:	87 (av. 2,72)
– Japan '79:	82 (av. 2,56)
– Tunisia '77:	70 (av. 2,50), 28 matches

AUSTRALIA '93:

– Highest score:	6:0 (USA v. Türkiye)
– 3 times 0:0	(Brazil v. Saudi Arabia, Norway v. Saudi Arabia, Mexico v. England)
– 3 times 1:0	(Germany v. Portugal, England v. USA, England v. Türkiye)
– Fastest goal:	Igor Zazulin (RUS) No. 8 after 35 seconds (Russia v. Cameroon)

WHEN THE GOALS WERE SCORED

Group matches:	WYC 93		WYC 91	
Total goals scored:	62	100 %	61	100 %
Between				
– 1st and 15th minute	9	14,5%	8	13,1%
– 16th and 30th minute	7	11,3%	12	19,7%
– 31st and 45th minute	15	24,2%	7	11,5%
– 46th and 60th minute	6	9,7%	11	18 %
– 61st and 75th minute	12	19,4%	7	11,5%
– 76th and 90th minute	13	20,9%	16	26,2%

Quarter Finals, Semi-finals and Finals

Total goals scored:	20	100%	21	100 %
Between				
– 1st and 15th minute	2	10%	3	14,3%
– 16th and 30th minute	2	10%	2	9,5%
– 31st and 45th minute	2	10%	7	33,3%
– 46th and 60th minute	5	25%	3	14,3%
– 61st and 75th minute	2	10%	2	9,5%
– 76th and 90th minute	6	30%	3	14,3%
– 91st and 105th minute	1	5%	1	4,8%
– 106th and 120th minute	–	–	–	–

Aggregates:

Total goals scored:	82	100%	82	100%
Between				
– 1st and 15th minute	11	13,4%	11	13,4%
– 16th and 30th minute	9	11 %	14	17,1%
– 31st and 45th minute	17	20,8%	14	17,1%
– 46th and 60th minute	11	13,4%	14	17,1%
– 61st and 75th minute	14	17,1%	9	11 %
– 76th and 90th minute	19	23,1%	19	23,1%
– 91st and 105th minute	1	1,2%	1	1,2%
– 106th and 120th minute	–	–	–	–

GOALSCORERS AND ASSISTS

	Goals	Assists	Total
1. Adriano (BRA), 10	3	3	6
2. Augustine Ahinful (GHA), 9	3	2	5
Gian (BRA), 9	3	2	5
Paul Agostino (AUS), 9	2	3	5
Emmanuel Duah (GHA), 11	2	3	5
6. Alexandr Karataiev (RUS), 6	2	2	4
Nii Odartey Lamptey (GHA), 8	1	3	4
8. Chris Foklaris (USA), 4	3	-	3
Ante Milicic (AUS), 10	3	-	3
Vicente Nieto (MEX), 17	3	-	3
Henry Zambrano (COL), 7	3	-	3
Fernando Correa (URU), 11	2	1	3
Fabian O'Neil (URU), 8	2	1	3
Cate (BRA), 7	1	2	3
Brian Kelly (USA), 9	1	2	3
16. Andre Breitenreiter (GER), 11	2	-	2
Bruno (BRA), 2	2	-	2
Carsten Jancker (GER), 9	2	-	2
Julian Joachim (ENG), 15	2	-	2
Miles Joseph (USA), 11	2	-	2
Lee Ki-Hyung (KOR), 4	2	-	2
Luis Salazar (MEX), 18	2	-	2
C.K. Akonnor (GHA), 13	1	1	2
Chris Bart-Williams (ENG), 7	1	1	2
Anthony Carbone (AUS), 8	1	1	2
Sergei Chudin (RUS), 18	1	1	2
Osei Kuffour (GHA), 14	1	1	2
Marcelinho (BRA), 5	1	1	2
Kevin Muscat (AUS), 6	1	1	2
Jesus Olalde (MEX), 9	1	1	2
Jamie Pollock (ENG), 10	1	1	2
Oscar Restrepo (COL), 16	1	1	2
Keirnan Zavagnin (USA), 6	1	1	2
Gabriel Garcia (MEX), 8	-	2	2
Ante Moric (AUS), 13	-	2	2
Robert Smith (USA), 8	-	2	2
38. Daniel Addo (GHA), 18	1	-	1
Abdullah Al Takrouni (KSA), 5	1	-	1
Dmitrii Ananko (RUS), 2	1	-	1
Isaac Asare (GHA), 5	1	-	1
Imad Baba (USA), 17	1	-	1
Bambo (POR), 13	1	-	1
Arley Betancourth (COL), 10	1	-	1
Cho Jin-Ho (KOR), 14	1	-	1
David Embe (CMR), 13	1	-	1
Marc Vivien Foe (CMR), 15	1	-	1
Mohammed Gargo (GHA), 6	1	-	1
Luis D. Lopez (URU), 4	1	-	1
Ian Pearce (ENG), 5	1	-	1
Serkan Reçber (TUR), 15	1	-	1
Alexi Savchenko (RUS), 7	1	-	1
Sergio C. Sena (URU), 7	1	-	1
Pius Sielenu (CMR), 6	1	-	1
Bernard Tchoutang (CMR), 5	1	-	1
David Unsworth (ENG), 3	1	-	1
Yan (BRA), 11	1	-	1
Igor Zazulin (RUS), 8	1	-	1

	Goals	Assists	Total
Mohammed Al Oromi (KSA), 10	-	1	1
Kwabena Boateng (GHA), 7	-	1	1
Choi Yong-Soo (KOR), 10	-	1	1
Sean Cranney (AUS), 7	-	1	1
Maximilian Eberl (GER), 6	-	1	1
Jersson Gonzalez (COL), 12	-	1	1
Dietmar Hamann (GER), 10	-	1	1
Darren Locca (AUS), 16	-	1	1
Kim Jin-Woo (KOR), 3	-	1	1
Denis Kluiyev (RUS), 9	-	1	1
Rodrigo Lemos (URU), 9	-	1	1
Jean Claude Mbvoumin (CMR), 4	-	1	1
Serge Mimpo Tsintseme (CMR), 8	-	1	1
Leonardo Moreno (COL), 11	-	1	1
Andy Myers (ENG), 6	-	1	1
Nixon Perea (COL), 8	-	1	1
Pereira (BRA), 8	-	1	1
Yuri Petrov (RUS), 11	-	1	1
Brandon Pollard (USA), 12	-	1	1
Hugo Porfirio (POR), 17	-	1	1
Werner Protzel (GER), 2	-	1	1
Carsten Ramelow (GER), 7	-	1	1
Seo Dong-Won (KOR), 16	-	1	1
Manuel Sol (MEX), 16	-	1	1
Patrick Suffo (CMR), 9	-	1	1
Alan Thompson (ENG), 11	-	1	1
Yusuf Tokac (TUR), 8	-	1	1
Peter Tsekennis (AUS), 11	-	1	1
Jimmy Tsekennis (AUS), 12	-	1	1
Nelson Vargas (USA), 10	-	1	1
Alexei Zernov (RUS), 16	-	1	1

Own goals 2 - 2

PENALTY KICKS

Date	Match No.	Match	
09.03.93	15	Mexico v. Brazil	Adriano (BRA) scored
09.03.93	15	Mexico v. Brazil	Gian (BRA) scored
11.03.93	18	Colombia v. Russia	Karataiev (RUS) scored
11.03.93	18	Colombia v. Russia	Betancourth (COL) scored
11.03.93	22	England v. Türkiye	Arslan (TUR) missed
17.03.93	29	Ghana v. England	Ahinful (GHA) scored
17.03.93	29	Ghana v. England	Pollock (ENG) scored

Total number of penalties given: 7

- scored: 6
- missed: 1

From what distance the goals were scored

Group matches	WYC 93		WYC 91	
Total goals scored:	62	100 %	61	100 %
- Inside goal area:	15	24,3 %	9	14,8 %
- Between goal area and penalty spot:	20	32,2 %	29	47,5 %
- Between penalty spot and borderline of the penalty box:	18	29 %	14	22,9 %
- Outside the penalty box:	9	14,5 %	9	14,8 %

Quarter Finals, Semi-Finals and Finals	WYC 93		WYC 91	
Total goals scored:	20	100 %	21	100 %
- Inside goal area:	7	35 %	1	4,8 %
- Between goal area and penalty spot:	7	35 %	13	61,9 %
- Between penalty spot and borderline of the penalty box:	5	25 %	4	19 %
- Outside the penalty box:	1	5 %	3	14,3 %

Aggregates	WYC 93		WYC 91	
Total goals scored:	82	100 %	82	100 %
- Inside goal area:	22	26,8 %	10	12,2 %
- Between goal area and penalty spot:	27	33 %	42	51,2 %
- Between penalty spot and borderline of the penalty box:	23	28 %	18	22 %
- Outside the penalty box:	10	12,2 %	12	14,6 %

How the goals were scored

Group matches	WYC 93		WYC 91	
Total goals scored:	62	100 %	61	100 %
From the run of play:	44	71 %	40	65,6 %
- Passing run or breakthrough in the middle:	19	43,2 %	11	27,5 %
- Passing run or breakthrough on the wings:	21	47,7 %	23	57,5 %
- left side:	10	47,6 %	10	43,5 %
- right side:	11	52,4 %	13	56,5 %
- Solo performance:	4	9,1 %	6	15 %
From standard situations:	18	29 %	21	34,4 %
- After corner-kicks:	6	33,3 %	5	23,8 %

- After an indirect free-kick:	2	11,1 %	1	4,8 %
- From/after a direct free-kick:	3	16,7 %	7	33,3 %
- From a penalty:	4	22,2 %	8	38,1 %
- After a throw-in:	3	16,7 %	-	-
Shots	55	88,7 %	50	82 %
Headers	7	11,3 %	11	18 %

Quarter Finals, Semi-Finals and Finals	WYC 93		WYC 91	
Total goals scored:	20	100 %	21	100 %
From the run of play:	12	60 %	14	66,7 %
- Passing run or breakthrough in the middle:	3	25 %	5	35,7 %
- Passing run or breakthrough on the wings:	7	58,3 %	7	50 %
- left side:	4	57,2 %	5	71,4 %
- right side:	3	42,8 %	2	28,6 %
- Solo performance:	2	16,7 %	2	14,3 %
From standard situations:	8	40 %	7	33,3 %
- After corner-kicks:	3	37,5 %	2	28,6 %
- After an indirect free-kick:	-	-	-	-
- From/after a direct free-kick:	2	25 %	3	42,8 %
- From a penalty:	2	25 %	2	28,6 %
- After a throw-in:	1	12,5 %	-	-
By shot:	15	75 %	14	66,7 %
By header:	5	25 %	7	33,3 %

Aggregates	WYC 93		WYC 91	
Total goals scored:	82	100 %	82	100 %
From the run of play:	56	68,3 %	54	65,9 %
- Passing run or breakthrough in the middle:	22	39,3 %	16	29,6 %
- Passing run or breakthrough on the wings:	28	50 %	30	55,6 %
- left side:	14	50 %	15	50 %
- right side:	14	50 %	15	50 %
- Solo performance:	6	10,7 %	8	14,8 %
From standard situations:	26	31,7 %	28	34,1 %
- After corner-kicks:	9	34,6 %	7	25 %
- After an indirect free-kick:	2	7,7 %	1	3,6 %
- From/after a direct free-kick:	5	19,2 %	10	35,7 %
- From a penalty:	6	23,1 %	10	35,7 %
- After a throw-in:	4	15,4 %	-	-
By shot:	70	85,4 %	64	78 %
By header:	12	14,6 %	18	22 %

Who scored the goals

Total goals scored:	82 (av. 2.56)
Comparison Portugal:	82 (av. 2.56)
Comparison Saudi Arabia:	81 (av. 2.53)


Group matches:	WYC '93		WYC '91	
Total:	62	100 %	61	100 %
- Strikers	32	51,6 %	35	57,4 %
- Midfielders	23	37,1 %	16	26,2 %
- Defenders	5	8,1 %	10	16,4 %
- Own goals	2	3,2 %	-	-

Quarter Finals, Semi-Finals and Finals	WYC 93		WYC 91	
Total:	20	100 %	21	100 %
- Strikers	8	40 %	11	52,4 %
- Midfielders	7	35 %	8	38,1 %
- Defenders	5	25 %	2	9,5 %
- Own goals	-	-	-	-

Aggregates:	WYC 93		WYC 91	
Total:	82	100 %	82	100 %
- Strikers	40	48,8 %	46	56,1 %
- Midfielders	30	36,6 %	24	29,3 %
- Defenders	10	12,2 %	12	14,6 %
- Own goals	2	2,4 %	-	-

TO WHICH AREA OF THE GOAL THE GOALS WERE SCORED

(Total goals scored: 82)



GOALKEEPER STATISTIC

Goalkeeper	Minutes played	No. of goals conceded	Goals conceded per match
Dida (BRA)	540'	2	0,33
Watson (ENG)	570'	4	0,63
Al Sadig (KSA)	270'	2	0,66
Sanchez (MEX)	390'	3	0,69
Owu (GHA)	540'	6	1,00
Türksoy (TUR)	90'	1	1,00
Martínez (URU)	370'	5	1,21
Wache (GER)	270'	4	1,33
Kim Hae-Woon (KOR)	270'	4	1,33
Matassa (AUS)	550'	9	1,47
Cassar (USA)	360'	6	1,50
Eboue Eboue (CMR)	270'	5	1,66
Myhre (NOR)	270'	5	1,66
Costinha (POR)	210'	4	1,71
Alexandrov (RUS)	360'	7	1,75
Velez (COL)	270'	7	2,33
Akman (TUR)	180'	7	3,50
Keepers who played less than 1 match:			
Morais (POR)	60'	1	1,50

MASTERCARD AWARD FOR THE MOST VALUABLE PLAYER PER MATCH

No. Match	Most valuable player
01 Australia v. Colombia	Peter Tsekenis (AUS), 11
02 Russia v. Cameroon	Sergei Chudin (RUS), 18
03 Portugal v. Germany	Dietmar Hamann (GER), 10
04 Uruguay v. Ghana	Nii Odartey Lamptey (GHA), 8
05 Korea Rep. v. England	Cho Jin-Ho (KOR), 14
06 Türkiye v. USA	Chris Faklaris (USA), 4
07 Mexico v. Norway	Jesus Olalde (MEX), 9
08 Brazil v. Saudi Arabia	Fahad Al Ghesheyhan (KSA), 7
09 Australia v. Russia	Ante Milicic (AUS), 10
10 Colombia v. Cameroon	Marc Foe (CMR), 15
11 Portugal v. Uruguay	Hugo Porfirio (POR), 17
12 Germany v. Ghana	Emmanuel Duah (GHA), 11
13 Korea Rep. v. Türkiye	Cho Jin-Ho (KOR), 14
14 England v. USA	Jeffrey Cassar (USA), 18
15 Mexico v. Brazil	Gian (BRA), 9
16 Norway v. Saudi Arabia	Tommy Larsen (NOR), 8
17 Australia v. Cameroon	Serge Mimpo Tsintseme (CMR), 8
18 Colombia v. Russia	Henry Zambrano (COL), 7
19 Portugal v. Ghana	Nii Odartey Lamptey (GHA), 8
20 Germany v. Uruguay	Sergio Sena (URU), 7
21 Korea Rep. v. USA	Cho Jin-Ho (KOR), 14
22 England v. Türkiye	Darren Caskey (ENG), 8
23 Mexico v. Saudi Arabia	Gabriel Garcia (MEX), 8
24 Norway v. Brazil	Adriano (BRA), 10
25 Russia v. Ghana	Daniel Addo (GHA), 18
26 Uruguay v. Australia	Paul Agostino (AUS), 9
27 England v. Mexico	Chris Bart-Williams (ENG), 7
28 Australia v. Brazil	Adriano (BRA), 10
29 England v. Ghana	Mohammed Gargo (GHA), 6
30 Australia v. Brazil	Marcelinho (BRA), 5
31 England v. Australia	Paul Agostino (AUS), 9 and Julian Joachim (ENG), 15
32 Ghana v. Brazil	Daniel Addo (GHA), 18

ATTENDANCES as registered for all matches

Statistical information on attendances as per round/match days

1st match day (i.e. matches 1–8; 5.–7.3.1993)			
Sydney (match 1)	31'883		
Canberra (match 2)	5'362		
Brisbane (matches 3 and 4)	15'000*		
Melbourne (matches 5 and 6)	15'742*		
Adelaide (matches 7 and 8)	10'000*	77'987	

2nd match day (i.e. matches 9–16; 8.–9.3.1993)			
Sydney (match 9)	18'982		
Canberra (match 10)	3'749		
Brisbane (matches 11 and 12)	6'000*		
Melbourne (matches 13 and 14)	9'274*		
Adelaide (matches 15 and 16)	10'000*	48'005	

3rd match day (i.e. matches 17–24; 11.3.1993)			
Sydney (matches 17 and 18)	27'581*		
Brisbane (matches 19 and 20)	7'000*		
Melbourne (matches 21 and 22)	12'972*		
Adelaide (matches 23 and 24)	7'000*	54'553	

Total spectators:	317'429
Portugal '91	731'500

Statistical information on attendances as per venue (first phase)

Sydney (4 matches)	78'446		
Canberra (2 matches)	9'111		
Brisbane (6 matches)	28'000		
Melbourne (6 matches)	37'988		
Adelaide (6 matches)	27'000	180'535	

Quarter finals (13.–14.3.1993)

Sydney	16'710		
Brisbane	14'000		
Melbourne	11'000		
Adelaide	12'000	53'710	

Semi-finals (17.3.1993)

Sydney	21'069		
Melbourne	22'100	43'169	

Finals (20.3.1993)	40'015*	40'015*	
---------------------------	---------	---------	--

TOTAL SPECTATORS	317'429
-------------------------	----------------

* double headers

ACTUAL TIME PLAYED

Date	No.	Match	Time played
05.03.93	01	AUS v. COL	57'38"
06.03.93	02	RUS v. CMR	53'28"
06.03.93	03	POR v. GER	53'10"
06.03.93	04	URU v. GHA	64'08"
07.03.93	05	KOR v. ENG	55'10"
07.03.93	06	TUR v. USA	57'20"
07.03.93	07	MEX v. NOR	58'11"
07.03.93	08	BRA v. KSA	54'05"
08.03.93	09	AUS v. RUS	55'30"
08.03.93	10	COL v. CMR	60'31"
09.03.93	11	POR v. URU	62'07"
09.03.93	12	GER v. GHA	64'40"
09.03.93	13	KOR v. TUR	50'07"
09.03.93	14	ENG v. USA	54'12"
09.03.93	15	MEX v. BRA	56'10"
09.03.93	16	NOR v. KSA	54'15"


Average actual time played: 56'11"

* without extra-time

Comparison: Portugal 1991: 54'17"

Date	No.	Match	Time played
11.03.93	17	AUS v. CMR	53'32"
11.03.93	18	COL v. RUS	58'30"
11.03.93	19	POR v. GHA	55'33"
11.03.93	20	GER v. URU	52'35"
11.03.93	21	KOR v. USA	55'00"
11.03.93	22	ENG v. TUR	50'00"
11.03.93	23	MEX v. KSA	52'33"
11.03.93	24	NOR v. BRA	55'22"
13.03.93	25	RUS v. GHA	55'55"
13.03.93	26	URU v. AUS	52'29"*
14.03.93	27	ENG v. MEX	54'10"*
14.03.93	28	BRA v. USA	55'24"
17.03.93	29	GHA v. ENG	51'24"
17.03.93	30	AUS v. BRA	57'30"
20.03.93	31	ENG v. AUS	55'00"
20.03.93	32	GHA v. BRA	57'25"

THE FANS



AVERAGE AGE OF THE 16 TEAMS

		(years/months)	
Australia	19/2	Mexico	19/2
Brazil	19/2	Norway	19/5
Cameroon	18/2	Portugal	19/4
Colombia	19/5	Russia	19/6
England	19/5	Saudi Arabia	19/2
Germany	19/7	Türkiye	18/9
Ghana	18/4	Uruguay	19/2
Korea Republic	19/5	USA	19/4

Average age of all the 16 teams: 19/2

Comparison: average age WYC Portugal '91: 19/0

Youngest Player: Patrick Hervé SUFFO KENGNE (Cameroon),
date of birth: 17.1.1978

DISCIPLINARY MEASURES

1st phase:

- 90 yellow cards (63 were cancelled at the end of the first phase, 37 for teams who qualified for the quarter finals)
- 7 red cards (- 6 for 2 yellow cards in the same game, - 1 red card)

2nd phase:

- 26 yellow cards
- 1 red card (- 2 yellow cards in the same game)



The 24 Referees and linesmen pertaining to six Confederations



WYC RECORDS 1977-1993

Ranking of teams of the different confederations in World Youth Championships/Tournaments since 1977

	1977	1979	1981	1983	1985	1987	1989	1991	1993
CAF (Quota: 2, excl. 1977)	13. 14. 16.	8. 15.	8. 14.	10. 14.	3. 16.	14. 16.	2. 16.	9. 13.	2. 12.
AFC (Quota 2, excl. 1979+89)	9. 11.	9. 12. 16.	2. 11.	4. 12.	7. 10.	13. 15.	6. 10. 13.	6. 8.	9. 11.
CONCACAF (Quota 2)	2. 6.	11. 13.	11. 15.	11. 13.	5. 14.	10. 11.	4. 14.	7. 16.	5. 8.
CONMEBOL (Quota 3)	3. 4. 5.	1. 3. 5.	5. 6. 9.	1. 2. 5.	1. 8. 12.	4. 7. 9.	3. 7. 8.	2. 14. 15.	1. 6. 13.
UEFA (Quota 6)	1. 7. 7. 10. 12. 15.	2. 4. 6. 7. 10. 14.	1. 3. 4. 10. 13. 16.	3. 6. 7. 8. 15. 16.	2. 4. 6. 9. 13. 15.	1. 2. 3. 5. 6. 8.	1. 5. 9. 11. 12. 15.	1. 3. 5. 10. 11. 12.	3. 7. 9. 14. 15. 16.
OFC (Quota 1/2-1)	-	-	7.	9.	11.	12.	-	4.	4.

CONFEDERATION	P	W	D	L	GOALS	POINTS
CAF (11 teams)*	68	14	17	37	67:130	45
AFC (10 teams)*	70	20	18	32	68:109	58
CONCACAF (6 teams)*	63	16	18	29	73: 94	50
CONMEBOL (6 teams)*	121	69	22	30	210:114	160
UEFA (21 teams)*	221	88	54	79	295:263	230
OFC (1 team)*	25	9	7	9	28: 31	25
	568	216	136	216	741:741	568

* Number of different teams who participated for the relevant confederation so far.

Final Matches 1977-1993

Tournament	Final	Result	Referee
1977 Tunisia:	Mexico v. USSR	2:2 (0:0) 8:9 a.p.k.	Vautrot (FRA)
1979 Japan:	Argentina v. USSR	3:1 (0:0)	Wright (BRA)
1981 Australia:	Germany v. Qatar	4:0 (2:0)	Coelho (BRA)
1983 Mexico:	Brazil v. Argentina	1:0 (1:0)	Biguet (FRA)
1985 USSR:	Brazil v. Spain	1:0, 0:0 a.e.t.	Syme (SCO)
1987 Chile:	Yugoslavia v. Germany	1:1, 1:1 (0:0) a.e.t. 5:4 a.p.k.	Loustau (ARG)
1989 Saudi Arabia:	Portugal v. Nigeria	2:0 (1:0)	Schmidhuber (GER)
1991 Portugal:	Portugal v. Brazil	0:0 a.e.t. 4:2 p.k.	Lamolina (ARG)
1993 Australia:	Brazil v. Ghana	2:1 (0:1)	Cakar (TUR)

Winners of World Youth Championships/Tournaments 1977-93

1977 Tunisia:	USSR
1979 Japan:	Argentina
1981 Australia:	Germany
1983 Mexico:	Brazil
1985 USSR:	Brazil
1987 Chile:	Yugoslavia
1989 Saudi Arabia:	Portugal
1991 Portugal:	Portugal
1993 Australia:	Brazil

Actual and former national players who participated in World Youth Championships/Tournaments since 1977

(this list does not claim to be complete)

Argentina:

- Jorge Burruchaga (WYC 81)
- Gabriel Calderon (WYC 79)
- Gustavo Dezotti (WYC 83)
- Fernando Andres Gamboa (WYC 89)
- Sergio Goycochea (WYC 81)
- Diego Maradona (WYC 79)
- Antonio Ricardo Mohamed (WYC 89)
- Juan Simon (WYC 79)

Australia:

- Frank Farina (WYC 83)
- Lorenz Kindtner (WYC 91)
- John Markovski (WYC 87)
- Paul Okon (WYC 91)

Austria:

- Alexander Ogris (WYC 83)
- Toni Polster (WYC 83)

Brazil:

- Bebeto (WYC 83)
- Bismarck (WYC 89)
- Dunga (WYC 83)
- Geovani (WYC 83)
- Jorginho (WYC 83)
- Mauro Galvao (WYC 81)
- Muller (WYC 85)
- Silas (WYC 85)
- Taffarel (WYC 85)

Cameroon:

- Boneventure Djonkep (WYC 81)
- Louis Paul Mfede (WYC 81)

Colombia:

- Wilmer Cabrera Linares (WYC 85)
- Geovanis Cassiani (WYC 89)
- Miguel Guerrero Paz (WYC 87)
- René Higuita (WYC 85)
- Edgardo Niño Garcia (WYC 85)
- John Jairo Trellez (WYC 87)
- Ivan Valenciano (WYC 89)

Costa Rica:

- Juan Carlos Arguedas (WYC 89)
- Austin Berry (WYC 89)
- Ronaldo Gonzalez (WYC 89)
- Paul Mayorga (WYC 89)

Czechoslovakia:

- Peter Fieber (WYC 83)
- Ivan Hasek (WYC 83)
- Lubos Kubik (WYC 83)

Egypt:

- Taher Abou Zeid (WYC 81)
- Ibrahim El Sayed (WYC 91)
- Hady Khashba (WYC 91)
- Alaa Maihoub (WYC 81)
- Tarek Soliman (WYC 81)

England:

- Neil Webb (WYC 81)

Germany:

- Andreas Möller (WYC 87)
- Knut Reinhardt (WYC 87)
- Michael Zorc (WYC 81)

Ghana:

- Nii Odartey Lamptey (WYC 93)
- Charles Akonnor (WYC 93)
- Isaac Asare (WYC 93)
- Mohamed Gargo (WYC 93)

Italy:

- Giovanni Galli (WYC 77)
- Riccardo Ferri (WYC 81)
- Alessandro Melli (WYC 87)

Korea Republic:

- Choi In-Young (WYC 81)
- Choi Soon-Ho (WYC 79)
- Chung Yong-Hwan (WYC 79)
- Kim Poong-Joo (WYC 83)
- Lee Tae-Ho (WYC 79)

Netherlands:

- Stanley Menzo (WYC 83)
- John Silooy (WYC 83)
- Marco van Basten (WYC 83)
- Gerald Vanenburg (WYC 83)
- Johnny van't Schip (WYC 83)

Norway:

- Henning Berg (WYC 89)
- Stig Inge Björneby (WYC 89)
- Lars Bohinen (WYC 89)
- Oyvind Leonhardsen (WYC 89)
- Roger Nilsen (WYC 89)
- Tore Pedersen (WYC 89)

Portugal:

- Abel (WYC 89, 91)
- Fernando Couto (WYC 89)
- Figo (WYC 91)
- João Pinto (WYC 89, 91)
- Jorge Costa (WYC 91)
- Paulo Madeira (WYC 89)
- Paulo Sousa (WYC 89)
- Peixe (WYC 91)
- Rui Costa (WYC 91)

Romania:

- Ioan Andonie (WYC 81)
- Gavril Balint (WYC 81)
- Mircea Rednic (WYC 81)

Scotland:

- David Bowman (WYC 83)
- Bryan Gunn (WYC 83)
- David McPherson (WYC 83)
- Paul McStay (WYC 83)
- Brian McClair (WYC 83)
- Pat Nevin (WYC 83)

Spain:

- Alfonso (WYC 91)
- Fernando Gomez (WYC 85)
- Ferrer (WYC 89)
- Goicoechea (WYC 85)
- Lasa (WYC 89)

- Lopetegui (WYC 85)

- Rafa Paz (WYC 85)

- Solozabal (WYC 89)

Sweden:

- Patrik Andersson (WYC 91)

Uruguay:

- Carlos Aguilera (WYC 81, 83)
- Fernando Alvez (WYC 77, 79)
- Hugo De Leon (WYC 77)
- Gustavo Washington Ferreira (WYC 91)
- Enzo Francescoli (WYC 81)
- Nelson Gutierrez (WYC 79, 81)
- Ruben Paz (WYC 77, 79)
- José Perdomo (WYC 83)
- José Pintos (WYC 83)
- Felipe Revelez (WYC 79)
- Ruben Sosa (WYC 83)
- Adolfo Zeoli (WYC 81)

USA:

- Marcelo Balboa (WYC 87)
- Paul Caligiuri (WYC 83)
- Neil Covone (WYC 89)
- Chris Henderson (WYC 89)
- Kasey Keller (WYC 87, 89)
- Tony Meola (WYC 87)
- Tab Ramos (WYC 83)
- Steve Snow (WYC 89)
- John Stollmeyer (WYC 81)

USSR:

- Vladimir Bessonov (WYC 77)
- Viktor Chanov (WYC 79)
- Vagiz Khidiyatullin (WYC 77)
- Serguei Kiriakov (WYC 89)
- Gennadi Litovchenko (WYC 83)
- Victor Onopko (WYC 89)
- Oleg Protasov (WYC 83)
- Aleksander Zavarov (WYC 79)

Number of participation in World Youth Championships/Tournaments since 1977 (final competition WYC 1993 included):

Australia	6	1981, 1983, 1985, 1987, 1991, 1993
Brazil	8	1977, 1981, 1983, 1985, 1987, 1989, 1991, 1993
Cameroon	2	1981, 1993
Colombia	4	1985, 1987, 1989, 1993
England	4	1981, 1985, 1991, 1993
Germany	3	1981, 1987, 1993
Ghana	1	1993
Korea Republic	5	1979, 1981, 1983, 1991*, 1993
Mexico	7	1977, 1979, 1981, 1983, 1985, 1991, 1993
Norway	2	1989, 1993
Portugal	4	1979, 1989, 1991, 1993
Russia	7	1977, 1979, 1983, 1985, 1989, 1991, 1993 (1977-1991 participation as USSR)
Saudi Arabia	4	1985, 1987, 1989, 1993
Türkiye	1	1993
Uruguay	6	1977, 1979, 1981, 1983, 1991, 1993
USA	5	1981, 1983, 1987, 1989, 1993

* Korea participated with a unified team (DPR/Republic)

WORLD YOUTH CHAMPIONSHIP FOR THE FIFA/COCA-COLA CUP

All-time Ranking Table
Le classement «éternel»
La clasificación «eterna»
Die «ewige» Rangliste

						Tunisia '77	Japan '79	Australia '81	Mexico '83	USSR '85	Chile '87	Saudi Arabia '89	Portugal '91	Australia '93	
1. Brazil	43	32	7	4	91:23	71	3	–	6	1	1	7	3	2	1
2. Russia **	34	16	9	9	58:39	41	1	2	–	15	4	–	5	3	7
3. Uruguay	26	13	7	6	34:27	33	4	3	5	5	–	–	–	15	6
4. Argentina	22	13	2	7	42:17	28	–	1	9	2	–	–	7	14	–
5. Mexico	26	7	12	7	40:29	26	2	11	11	13	5	–	–	7	5
6. Portugal	19	11	3	5	18:12	25	–	7	–	–	–	–	1	1	16
7. Australia	25	9	7	9	28:31	25	–	–	7	9	11	12	–	4	4
8. Germany	15	10	3	2	30:11	23	–	–	1	–	–	2	–	–	9
9. Spain	23	8	7	8	31:30	23	7	6	13	–	2	–	15	5	–
10. England	18	5	7	6	20:20	17	–	–	4	–	13	–	–	10	3
11. Nigeria	18	6	5	7	20:28	17	–	–	–	10	3	14	2	–	–
12. Korea Rep.	19	5	7	7	19:28	17	–	9	11	4	–	–	–	8*	9
13. Poland	15	6	3	6	27:15	15	–	4	10	3	–	–	–	–	–
14. Yugoslavia	9	6	1	2	22: 9	13	–	10	–	–	–	1	–	–	–
15. USA	19	5	3	11	21:31	13	–	–	15	11	–	11	4	–	8
16. Colombia	14	4	3	7	17:27	11	–	–	–	–	8	9	8	–	13
17. Paraguay	10	4	2	4	17:11	10	5	5	–	–	12	–	–	–	–
18. Romania	6	4	1	1	6: 3	9	–	–	3	–	–	–	–	–	–
19. Scotland	8	3	3	2	10: 8	9	–	–	–	6	–	6	–	–	–
20. GDR	9	4	1	4	13:10	9	–	–	–	–	–	3	12	–	–
21. Ghana	6	3	2	1	11: 6	8	–	–	–	–	–	–	–	–	2
22. Iraq	7	4	0	3	11:10	8	11	–	–	–	–	–	6	–	–
23. Bulgaria	8	3	2	3	8: 9	8	–	–	–	–	6	8	–	–	–
24. Hungary	9	3	2	4	11:15	8	10	14	–	–	9	–	–	–	–
25. Chile	6	3	1	2	9: 9	7	–	–	–	–	–	4	–	–	–
26. Qatar	6	3	1	2	7: 9	7	–	–	2	–	–	–	–	–	–
27. Czechoslovakia	7	3	1	3	10:10	7	–	–	–	7	–	–	9	–	–
28. Syria	7	2	3	2	9:10	7	–	–	–	–	–	–	13	6	–
29. Italy	10	2	3	5	7:12	7	12	–	16	–	–	5	–	–	–
30. Saudi Arabia	12	2	3	7	6:12	7	–	–	–	–	10	15	10	–	11
31. Egypt	7	2	2	3	15:12	6	–	–	8	–	–	–	–	9	–
32. China PR	7	3	0	4	10:13	6	–	–	–	12	7	–	–	–	–
33. Canada	9	1	3	5	7:17	5	–	13	–	–	14	10	–	–	–
34. Honduras	3	2	0	1	3: 1	4	6	–	–	–	–	–	–	–	–
35. Netherlands	4	1	2	1	5: 5	4	–	–	–	8	–	–	–	–	–
36. Algeria	4	1	2	1	2: 6	4	–	8	–	–	–	–	–	–	–
37. Côte d'Ivoire	9	0	4	5	7:20	4	13	–	–	14	–	–	–	13	–
38. France	3	1	1	1	3: 3	3	7	–	–	–	–	–	–	–	–
39. Iran	3	1	1	1	4: 5	3	9	–	–	–	–	–	–	–	–
40. Cameroon	6	1	1	4	7:11	3	–	–	14	–	–	–	–	–	12
41. Norway	6	1	1	4	4:10	3	–	–	–	–	–	–	11	–	14
42. Japan	3	0	2	1	1: 2	2	–	12	–	–	–	–	–	–	–
43. Sweden	3	1	0	2	4: 6	2	–	–	–	–	–	–	–	11	–
44. Costa Rica	3	1	0	2	2: 4	2	–	–	–	–	–	–	14	–	–
45. Ireland Rep.	6	0	2	4	6:12	2	–	–	–	–	15	–	–	12	–
46. Tunisia	6	1	0	5	3:13	2	14	–	–	–	16	–	–	–	–
47. Bahrain	3	0	1	2	1: 4	1	–	–	–	–	–	13	–	–	–
48. Türkiye	3	0	1	2	1: 8	1	–	–	–	–	–	–	–	–	15
49. Mali	3	0	1	2	1: 9	1	–	–	–	–	–	–	16	–	–
50. Austria	6	0	1	5	1:16	1	15	–	–	16	–	–	–	–	–
51. Morocco	3	0	0	3	0: 6	0	16	–	–	–	–	–	–	–	–
52. Togo	3	0	0	3	1: 9	0	–	–	–	–	–	16	–	–	–
53. Guinea	3	0	0	3	0:10	0	–	15	–	–	–	–	–	–	–
54. Trinidad & Tobago	3	0	0	3	0:12	0	–	–	–	–	–	–	–	16	–
55. Indonesia	3	0	0	3	0:16	0	–	16	–	–	–	–	–	–	–

* Unified Korean Team

** 1977–1991 USSR, 1993– Russia

PRELIMINARY COMPETITION

EUROPE/ISRAEL

Group 1

10.10.90	Greece v. Switzerland	1:1
16.10.90	Israel v. Switzerland	2:0
18.11.90	Türkiye v. Israel	1:1
09.04.91	Greece v. Israel	2:0
01.05.91	Switzerland v. Israel	0:1
05.05.91	Türkiye v. Greece	1:0
25.09.91	Switzerland v. Türkiye	0:4
09.10.91	Switzerland v. Greece	2:1
30.10.91	Greece v. Türkiye	0:0
17.11.91	Israel v. Greece	3:1
	Türkiye v. Switzerland	1:0
04.12.91	Israel v. Türkiye	1:1
	1. Türkiye	6 3 3 0 8:2 9
	2. Israel	6 3 2 1 8:5 8
	3. Greece	6 1 2 3 5:7 4
	4. Switzerland	6 1 1 4 3:10 3

Group 2

26.09.90	Hungary v. Romania	1:0
31.10.90	Hungary v. Cyprus	0:1
14.11.90	Cyprus v. Bulgaria	3:1
05.12.90	Romania v. Cyprus	3:2
27.03.91	Bulgaria v. Cyprus	0:1
03.04.91	Cyprus v. Hungary	0:5
17.04.91	Romania v. Hungary	3:1
08.05.91	Romania v. Bulgaria	1:1
22.05.91	Hungary v. Bulgaria	2:1
28.08.91	Bulgaria v. Hungary	1:2
08.09.91	Bulgaria v. Romania	0:1
07.11.91	Cyprus v. Romania	3:0
	1. Hungary	6 4 0 2 11:6 8
	2. Cyprus	6 4 0 2 10:9 8
	3. Romania	6 3 1 2 8:8 7
	4. Bulgaria	6 0 1 5 4:10 1

Group 3

31.10.90	Denmark v. Luxembourg	7:0
	Portugal v. France	0:0
13.11.90	France v. Denmark	2:0
01.12.90	Luxemburg v. Portugal	0:5
05.12.90	France v. Portugal	0:3
25.04.91	Portugal v. Denmark	3:0

26.05.91	Luxemburg v. France	0:5
04.09.91	Denmark v. France	1:2
06.10.91	Portugal v. Luxemburg	7:1
09.10.91	France v. Luxemburg	2:1
23.10.91	Denmark v. Portugal	0:0
20.11.91	Luxemburg v. Denmark	0:5

1. Portugal	6	4	2	0	18:1	10
2. France	6	4	1	1	11:5	9
3. Denmark	6	2	1	3	13:7	5
4. Luxemburg	6	0	0	6	2:31	0

Group 4

21.11.90	Italy v. Malta	9:0
20.12.90	Spain v. Italy	0:2
13.02.91	Malta v. Spain	1:1
17.04.91	Italy v. Spain	0:0
	Malta v. Germany	0:1
08.05.91	Germany v. Malta	4:0
30.05.91	Spain v. Germany	1:3
30.10.91	Germany v. Italy	0:0
07.11.91	Spain v. Malta	0:0
27.11.91	Italy v. Germany	2:2
11.12.91	Germany v. Spain	3:0
	Malta v. Italy	0:2

1. Germany	6	4	2	0	13:3	10
2. Italy	6	3	3	0	15:2	9
3. Spain	6	0	3	3	2:9	3
4. Malta	6	0	2	4	1:17	2

Group 5

12.09.90	Iceland v. England	2:3
03.10.90	Belgium v. Iceland	1:1
16.10.90	England v. Belgium	0:0
20.03.91	Wales v. Belgium	1:1
30.04.91	Wales v. England	0:1
22.05.91	England v. Wales	3:0
11.06.91	Iceland v. Wales	0:0
09.09.91	Wales v. Iceland	1:1
12.09.91	England v. Iceland	2:1
19.09.91	Iceland v. Belgium	2:1
16.10.91	Belgium v. England	1:0
06.11.91	Belgium v. Wales	2:0

1. England	6	4	1	1	9:4	9
2. Belgium	6	2	3	1	6:4	7
3. Iceland	6	1	3	2	7:8	5
4. Wales	6	0	3	3	2:8	3

Group 6

09.10.90	Ireland North v. Ireland Rep.	0:2
10.10.90	Poland v. Scotland	1:0
06.11.90	Ireland Rep. v. Scotland	2:1
07.11.90	Poland v. Ireland North	3:0
05.03.91	Scotland v. Ireland North	0:0
19.03.91	Scotland v. Ireland Rep.	1:3
15.05.91	Poland v. Ireland Rep.	5:0
26.09.91	Ireland Rep. v. Poland	0:3
30.09.91	Ireland North v. Poland	0:1
04.10.91	Scotland v. Poland	0:2
22.10.91	Ireland Rep. v. Ireland North	2:2
05.11.91	Ireland North v. Scotland	2:2

1. Poland	6	6	0	0	15:0	12
2. Ireland Rep.	6	3	1	2	9:12	7
3. Ireland North	6	0	3	3	4:10	3
4. Scotland	6	0	2	4	4:10	2

Group 7

18.09.90	Finland v. Norway	0:2
10.10.90	Norway v. Netherlands	4:1
23.04.91	Netherlands v. Finland	0:3
07.05.91	Netherlands v. Norway	2:0
29.05.91	Norway v. Austria	1:0
12.06.91	Finland v. Austria	0:3
21.08.91	Norway v. Finland	0:1
18.09.91	Austria v. Finland	0:2
02.10.91	Austria v. Norway	0:5
08.10.91	Finland v. Netherlands	2:0
23.10.91	Austria v. Netherlands	0:1
05.11.91	Netherlands v. Austria	4:1

1. Norway	6	4	0	2	12:4	8
2. Finland	6	4	0	2	8:5	8
3. Netherlands	6	3	0	3	8:10	6
4. Austria	6	1	0	5	4:13	2

Group 8

20.09.90	Yugoslavia v. Russia	3:2
26.09.90	Czechoslovakia v. Sweden	2:2
17.10.90	Russia v. Czechoslovakia	3:0
18.10.90	Sweden v. Yugoslavia	1:1
08.05.91	Sweden v. Russia	2:2
16.05.91	Czechoslovakia v. Yugoslavia	2:0
05.06.91	Sweden v. Czechoslovakia	1:1
09.06.91	Russia v. Yugoslavia	4:2
26.09.91	Yugoslavia v. Sweden	6:4
17.10.91	Yugoslavia v. Czechoslovakia	0:0
23.10.91	Russia v. Sweden	2:0
06.11.91	Czechoslovakia v. Russia	2:2

1. Russia	6	3	2	1	15:9	8
2. Yugoslavia	6	2	2	2	12:13	6
3. Czechoslovakia	6	1	4	1	7:8	6
4. Sweden	6	0	4	2	10:14	4

Quarter Finals

20.07.92	England v. Poland	6:1
	Portugal v. Germany	4:0
	Türkiye v. Hungary	3:0
	Russia v. Norway	4:4
		1:3 penalty kicks

Match for 5th/6th place

22.07.92	Germany v. Poland	3:2
	Hungary v. Russia	1:3

Semi-Finals

22.07.92	Portugal v. England	1:1
		12:11 penalty kicks
	Norway v. Türkiye	1:2

Match for the 3rd place

24.07.92	England v. Norway	1:1
		7:8 penalty kicks

Final

25.07.92	Portugal v. Türkiye	1:1
		1:2 after extra time (sudden death)

Teams qualified for the World Youth Championship for the FIFA/Coca-Cola Cup – Australia 1993: **Türkiye, Portugal, Norway, England, Germany and Russia**

OCEANIA

22.08.92	Vanuatu v. Papua New Guinea	2:1				
	Fiji v. New Zealand	1:2				
24.08.92	Papua New Guinea v. Fiji	1:5				
	New Zealand v. Tahiti	1:0				
26.08.92	Fiji v. Tahiti	1:3				
	Vanuatu v. New Zealand	0:3				
28.08.92	Tahiti v. Vanuatu	1:1				
	New Zealand v. Papua New Guinea	2:0				
30.08.92	Papua New Guinea v. Tahiti	1:2				
	Vanuatu v. Fiji	1:4				
<hr/>						
1. New Zealand	4	4	0	0	8:1	8
2. Tahiti	4	2	1	1	6:4	5
3. Fiji	4	2	0	2	11:7	4
4. Vanuatu	4	1	1	2	4:9	3
5. Papua New Guinea	4	0	0	4	3:11	0

New Zealand qualified for the Asian Youth Championship

ASIA

Group A

25.09.92	India v. Japan	0:2				
	UAE v. Iran	0:0				
27.09.92	India v. UAE	0:3				
	Japan v. Iran	2:0				
29.09.92	Iran v. India	2:0				
	UAE v. Japan	2:0				
<hr/>						
1. UAE	3	2	1	0	5:0	5
2. Japan	3	2	0	1	4:2	4
3. Iran	3	1	1	1	2:2	3
4. India	3	0	0	3	0:7	0

Group B

24.09.92	Korea Rep. v. Thailand	8:1				
	Qatar v. Saudi Arabia	2:0				
26.09.92	New Zealand v. Korea Rep.	1:5				
	Thailand v. Saudi Arabia	0:2				
28.09.92	Korea Rep. v. Qatar	3:1				
	New Zealand v. Thailand	0:2				
30.09.92	Saudi Arabia v. New Zealand	3:1				
	Thailand v. Qatar	2:3				
02.10.92	Qatar v. New Zealand	3:0				
	Saudi Arabia v. Korea Rep.	4:0				
<hr/>						
1. Korea Rep.	4	3	0	1	16:7	6
2. Saudi Arabia	4	3	0	1	9:3	6
3. Qatar	4	3	0	1	9:5	6
4. Thailand	4	1	0	3	5:13	2
5. New Zealand	4	0	0	4	2:13	0

Semi Finals

04.10.92	Korea Rep. v. Japan	2:1
	UAE v. Saudi Arabia	0:2

Match for the 3rd place

06.10.92	UAE v. Japan	0:3
----------	--------------	-----

Final

06.10.92	Saudi Arabia v. Korea Rep.	2:0
----------	----------------------------	-----

Teams qualified for the World Youth Championship for the FIFA/Coca-Cola Cup – Australia 1993: **Saudi Arabia** and **Korea Rep.**

AFRICA

Preliminary Round

20.06.92	Kenya v. Uganda	0:2
04.07.92	Uganda v. Kenya	2:0
	Senegal v. Gambia	Gambia disqualified
19.06.92	Mali v. Mauritania	6:1
03.07.92	Mauritania v. Mali	1:2
21.06.92	Togo v. Niger	0:0
05.07.92	Niger v. Togo	1:1

First Round

09.08.92	Ethiopia v. Togo	3:1
30.08.92	Togo v. Ethiopia	0:0
07.08.92	Algeria v. Morocco	1:2
23.08.92	Morocco v. Algeria	2:0
23.08.92	Ghana v. Mali	2:0
13.09.92	Mali v. Ghana	1:0
08.08.92	Nigeria v. Congo	0:1
	Congo v. Nigeria	Congo disqualified
09.08.92	Tunisia v. Senegal	2:2
23.08.92	Senegal v. Tunisia	3:1
09.08.92	Cameroon v. Uganda	1:0
22.08.92	Uganda v. Cameroon	1:2
09.08.92	Egypt v. Zimbabwe	3:0
23.08.92	Zimbabwe v. Egypt	1:1

Final Round

Group A

30.01.93	Ghana v. Mauritius	1:0				
	Cameroon v. Nigeria	1:0				
01.02.93	Mauritius v. Nigeria	0:2				
	Cameroon v. Ghana	2:0				
03.02.93	Mauritius v. Cameroon	2:1				
	Ghana v. Nigeria	1:0				
<hr/>						
1. Cameroon	3	2	0	1	4:2	4
2. Ghana	3	2	0	1	2:2	4
3. Nigeria	3	1	0	2	2:2	2
4. Mauritius	3	1	0	2	2:4	2

Group B

31.01.93	Egypt v. Senegal	0:0
	Morocco v. Ethiopia	1:2
02.02.93	Egypt v. Morocco	4:1
	Ethiopia v. Senegal	3:1
04.02.93	Egypt v. Ethiopia	1:0
	Senegal v. Morocco	1:2
	1. Egypt	3 2 1 0 5:1 5
	2. Ethiopia	3 2 0 1 5:3 4
	3. Morocco	3 1 0 2 4:7 2
	4. Senegal	3 0 1 2 2:5 1

Semi-finals

07.02.93	Cameroon v. Ethiopia	5:0
	Egypt v. Ghana	1:3, 1:1 a.e.t.

Match for the 3rd place

09.02.93	Ethiopia v. Egypt	0:3
----------	-------------------	-----

Final

10.02.93	Cameroon v. Ghana	0:2
----------	-------------------	-----

Teams qualified for the World Youth Championship for the FIFA/Coca-Cola Cup – Australia 1993: **Ghana** and **Cameroon**

CONCACAF

Group A

03.05.92	Canada v. Guadeloupe	4:2
05.05.92	Cuba v. Guadeloupe	3:0
07.05.92	Canada v. Cuba	5:1
	1. Canada	2 2 0 0 9:3 4
	2. Cuba	2 1 0 1 4:5 2
	3. Guadeloupe	2 0 0 2 2:7 0

Group B

03.05.92	Mexico v. Neth. Antilles	5:0
	Jamaica v. Honduras	1:2
05.05.92	Honduras v. Neth. Antilles	4:0
	Mexico v. Jamaica	2:1
07.05.92	Jamaica v. Neth. Antilles	1:0
	Mexico v. Honduras	0:0
	1. Mexico	3 2 1 0 7:1 5
	2. Honduras	3 2 1 0 6:1 5
	3. Jamaica	3 1 0 2 3:4 2
	4. Neth. Antilles	3 0 0 3 0:10 0

Group C

03.05.92	USA v. Bermuda	5:0
	Trinidad/Tobago v. Costa Rica	0:0
05.05.92	Costa Rica v. Bermuda	4:0
	USA v. Trinidad/Tobago	2:0
07.05.92	Trinidad/Tobago v. Bermuda	0:0
	USA v. Costa Rica	2:0
	1. USA	3 3 0 0 9:0 6
	2. Costa Rica	3 1 1 1 4:2 3
	3. Trinidad/Tobago	3 0 2 1 0:2 2
	4. Bermuda	3 0 1 2 0:9 1

Final Round

10.05.92	Canada v. Honduras	1:0
	Mexico v. USA	3:0
12.05.92	Honduras v. USA	0:4
	Canada v. Mexico	1:1
14.05.92	Mexico v. Honduras	0:0
	Canada v. USA	1:2
	1. Mexico	3 1 2 0 4:1 4
	2. USA	3 2 0 1 6:4 4
	3. Canada	3 1 1 1 3:3 3
	4. Honduras	3 0 1 2 0:5 1

Teams qualified for the World Youth Championship for the FIFA/Coca-Cola Cup – Australia 1993: **Mexico** and **USA**.

SOUTH AMERICA

Group A

16.08.92	Colombia v. Peru	3:1
17.08.92	Uruguay v. Chile	1:0
20.08.92	Colombia v. Chile	1:0
	Uruguay v. Peru	3:1
22.08.92	Chile v. Peru	2:0
	Colombia v. Uruguay	0:0
	1. Colombia	3 2 1 0 4:1 5
	Uruguay	3 2 1 0 4:1 5
	3. Chile	3 1 0 2 2:2 2
	4. Peru	3 0 0 3 2:8 0

(by draw: 1st Colombia and 2nd Uruguay)

Group B

17.08.92	Paraguay v. Ecuador	1:1
18.08.92	Brazil v. Bolivia	1:0
21.08.92	Brazil v. Ecuador	2:0
	Paraguay v. Bolivia	2:0
23.08.92	Ecuador v. Bolivia	4:1
	Brazil v. Paraguay	1:0
	1. Brazil	3 3 0 0 4:0 6
	2. Ecuador	3 1 1 1 5:4 3
	3. Paraguay	3 1 1 1 3:2 3
	4. Bolivia	3 0 0 3 1:7 0

Final Round

26.08.92	Brazil v. Uruguay	0:0
	Colombia v. Ecuador	0:0
28.08.92	Brazil v. Ecuador	2:0
	Colombia v. Uruguay	0:0
30.08.92	Colombia v. Brazil	0:1
	Uruguay v. Ecuador	3:1
	1. Brazil	3 2 1 0 3:0 5
	2. Uruguay	3 1 2 0 3:1 4
	3. Colombia	3 0 2 1 0:1 2
	4. Ecuador	3 0 1 2 1:5 1

Teams qualified for the World Youth Championship for the FIFA/Coca-Cola Cup – Australia 1993: **Brazil**, **Uruguay** and **Colombia**

FIFA DELEGATION

Presidency

Dr. João Havelange, FIFA President
Joseph S. Blatter, FIFA General Secretary

Brazil
Switzerland

Committee for FIFA Youth Competitions

Julio Grondona, Chairman
Dr. Viacheslav Koloskov, Vice Chairman
Abdullah Al-Dabal (AFC)
Slim Aloulou (CAF)
Dr. Nicolas Leoz (Conmebol)
Charles Dempsey (Oceania)
Gerhard Aigner (UEFA)
Chuck Blazer (Concacaf)
John Constantine (Australia '93)
Frank Bean (The Coca-Cola Company)
Miguel Galán (Secretary to the Committee)

Argentina
Russia
Saudi Arabia
Tunisia
Paraguay
New Zealand
Germany
USA
Australia
USA
FIFA

Referees' Committee

David Will, Chairman
Abilio d'Almeida, Vice Chairman
General Farouk Bouzo
Carlos Alarcon
Alexis Ponnet
Karoly Palotai
Michel Zen-Ruffinen,
(Secretary to the Committee)

Scotland
Brazil
Syria
Paraguay
Belgium
Hungary

FIFA

Medical Committee

Dr. Michel D'Hooghe, Chairman

Belgium

Juridical Bodies

Pablo Porta Bussoms
Sir Arthur George

Spain
Australia

General Co-ordinators

Peter Velappan
Mustapha Fahmy
Walter Sieber
Javier Otero

Malaysia
Egypt
Canada
FIFA

Technical Study Group

Eduardo Deluca
Kwok Ka-Ming
Edward J. Thomson
Jürg Nepfer (co-ordinator)

Argentina
Hong Kong
Australia
FIFA

Press/PR/Protocol officers

Jorge Baptista
Keith Cooper
Fékrou Kidane
Eugenio Figueredo
Guido Tognoni (FIFA Press Officer)

Portugal
England
Ethiopia
Uruguay
FIFA

General Secretariat

Helen Petermann
Christine Dirren
Ursula Willimann
Marilyn Jones
Sheila Krönert

FIFA
FIFA
FIFA
FIFA
FIFA

Presidential Secretariat

Marie-Madeleine Urlacher
Marcel Citherlet

FIFA
FIFA



From left to right, sitting: Guillermo Cañedo, Dr. João Havelange, Dr. Viacheslav Koloskov, Joseph S. Blatter. Standing: Miguel Galan, John Constantine, Abdullah Al-Dabal, Nicolas Leoz, Charles Dempsey, Gerhard Aigner, Slim Aloulou, George Dick.

Honorary Guests

Guillermo Cañedo, FIFA Senior Vice President
Lennart Johansson, UEFA President
Issa Hayatou, CAF President
Tan Sri Datuk Hamzah, AFC President
Jack A. Warner, Concacaf President

Mexico
Sweden
Cameroon
Malaysia
Trinidad & Tobago
New Zealand

Josephine King, OFC General Secretary

Editors

Jürg Nepfer
with the assistance of
the members of
the Technical Study
Group Australia '93

Production

Jürg Hager

Layout

Roland Ochsner

Translations

C. John Hurst
Jean Bosonnet
Thomas von Ubrizsy

Photos

Henri Szwarc, J.J. Kamma,
Bob Thomas, Vedat Acikalin,
Soccer Australia

Typesetting

Schneider & Partner AG, Rümlang

Lithography

Repro Studio B, Zurich

Printing

E. Schoop AG, Urnäsch
Printed in Switzerland

THE WINNERS

The FIFA/Coca-Cola Cup: Brazil
adidas award for the best player (Golden Ball): Adriano Silva (Brazil)
adidas award for the best scorer (Golden Shoe): Henry Zambrano (Colombia)
FIFA Fair-Play Trophy: England



The English Team-Captain, Darrel Caskey, with the Fair-Play Trophy



Adriano Silva (Brazil)



Henry Zambrano (Colombia)



Brazil, World Champions

TABLE OF CONTENTS

Prefaces	Message by the President	3
	Message by the Committee Chairman	5
	Message by the Sponsor	7
	Message by the General Secretary	9
Technical Study Group	Co-operation amongst Technical Experts	11
Analysis of the Tournament	Well-balanced tournament down under	13
	Tournoi harmonieux sur le cinquième continent	17
	Torneo equilibrado en el quinto continente	22
	Harmonisches Turnier auf dem Fünften Kontinent	27
Analysis of the performances		
	Final match	32
<i>Team Analysis</i>	Brazil	38
	Ghana	44
	Match for bronze medal	48
	Semi-Finals	50
<i>Team Analysis</i>	England	54
	Australia	58
	Quarter finals	62
<i>Team Analysis</i>	Mexico	68
	Uruguay	71
	Russia	74
	USA	77
	Group matches	80
	Group A: Australia, Colombia, Russia, Cameroon	
	Group B: Portugal, Germany, Uruguay, Ghana	
	Group C: Korea Republic, England, Türkiye, USA	
	Group D: Mexico, Norway, Brazil, Saudi Arabia	
<i>Team Analysis</i>	Cameroon	88
	Colombia	90
	Germany	92
	Korea Republic	94
	Norway	96
	Portugal	97
	Saudi Arabia	100
	Türkiye	102
Refereeing	The referees and linesmen	104
Medical Observations	New methods of training and prophylaxis	108
The Host Country	Development of the game down under	110
Dates and Facts	Team facts	120
	Statistical details of the matches	137
	General Statistics	144
	Preliminary competition	154
FIFA Delegation		158
The Winners		159



**OFFICIAL SPONSOR OF
THE FIFA/COCA-COLA CUP**