

TABLE OF CONTENTS

THE BIG TEN CONFERENCE

1500 West Higgins Road • Park Ridge, Illinois 60068-6300 • (847) 696-1010
 Fax numbers: Administration (847) 696-1150, Communications (847) 696-1110
www.bigten.org

BIG TEN STAFF

James E. Delany, Commissioner
 Brad Traviola, Deputy Commissioner
 Rich Falk, Associate Commissioner — Officiating Programs
 Carol A. Iwaoka, Associate Commissioner — Governance
 Mark D. Rudner, Associate Commissioner — Television Administration
 Andrea Williams, Associate Commissioner — Basketball Operations
 Scott Chipman, Assistant Commissioner — Communications
 Wendy Fallen, Assistant Commissioner — Championships
 Chad Hawley, Assistant Commissioner — Compliance
 Mike McComiskey, Assistant Commissioner — Technology
 Daryl Seaton, Assistant Commissioner — Branding
 Lori Fauley, Director of Budget and Finance
 Robin Jentes, Director of Branding
 Kristen Brown, Associate Director of Championships
 Joe Menaugh, Associate Director of Championships
 LaTonya Sadler, Associate Director of Communications
 Valerie Todryk, Assistant Director of Communications
 Jennifer Vining-Smith, Assistant Director of Compliance
 W.T. Robinson, Production Coordinator/Building Manager
 Barbara Greenbaum, Executive Assistant to the Commissioner
 Linda Arnold, Administrative Assistant
 Sue Immekus, Administrative Assistant
 Jennifer Mahler, Administrative Assistant
 Mary Jo O'Donohue, Administrative Assistant
 Madeline Russell, Administrative Assistant
 Mike Laninga, Robert Hammel Communications Intern
 Ryan Sheets, Robert Hammel Communications Intern
 Lindsey Baker, C.D. Henry Intern (Championships)
 TBA, Governance Intern
 David Parry, Coordinator of Officials/Football

BIG TEN SPORTS PROPERTIES

Scott Bailey, General Manager

CREDITS

The 2008 Big Ten Conference football media guide, Volume 26, is published by the Big Ten Conference office, James E. Delany, Commissioner. Information and photographs for this publication were supplied by the sports information offices of Big Ten member institutions. A special thanks is extended to all those who assisted on this project, especially the Big Ten SIDs and their staffs who were invaluable to the completion of this guide.

Student-athletes pictured on front cover (left to right): Michigan's Morgan Trent, Iowa's Mitch King, Indiana's Marcus Thigpen, Purdue's Curtis Painter, Michigan State's Javon Ringer, Northwestern's Tyrell Sutton, Minnesota's Eric Decker, Penn State's A.Q. Shipley, Illinois' Vontae Davis, Wisconsin's Travis Beckum, Ohio State's James Laurinaitis.

Design and printing by

MultiAd® Sports • Peoria, IL 61615 • (800) 348-6485, x5142

Cover design by

The Marketing Store • Oak Brook Terrace, IL 60181 • (630) 693-1858

CONTENTS

BIG TEN FOOTBALL

Media Information	2
Big Ten Sports Information Offices	3
Big Life. Big Stage. Big Ten	4
Big Ten Conference History	6
Commissioner James E. Delany	7
The Bowl Championship Series	8
The Rose Bowl/Tiebreaker	9
Big Ten Bowls	10-11
Big Ten Media Agreements	12-13
Big Ten TV and Future Schedules	14

2008 TEAM CAPSULES

Illinois Fighting Illini	16-17
Indiana Hoosiers	18-19
Iowa Hawkeyes	20-21
Michigan Wolverines	22-23
Michigan State Spartans	24-25
Minnesota Golden Gophers	26-27
Northwestern Wildcats	28-29
Ohio State Buckeyes	30-31
Penn State Nittany Lions	32-33
Purdue Boilermakers	34-35
Wisconsin Badgers	36-37

2007 REVIEW

2007 in Review	38
All-Big Ten Teams	39
Individual Statistics — All Games	40
Team Statistics — All Games	41
Individual Statistics — Conference Games	42
Team Statistics — Conference Games	43

RECORDS & HONORS

Individual Records — All Games	44-51
Team Records — All Games	52-54
Individual/Team Records — Conference Games	55-58
Annual Statistical Champions — Individual	59-63
Annual Statistical Champions — Team	64-69
Bowl Game History	70-73
Big Ten in the Polls	74-75
Big Ten and National Championships	76
Coaching Records	77
All-Time Coaches Records	78-79
Series Records	80-81
Attendance Figures	82
All-Time Conference Standings	83-87
Big Ten and the Heisman Trophy	88
Individual National Honors	89
All-Americans and Hall of Famers	90-91
Individual Big Ten Honors	92-93
All-Big Ten	94-99
Most Valuable Players	100-104
Academic All-Big Ten	105-109
Academic All-Americans	110
Big Ten Players of the Week	111-115

2008 COMPOSITE SCHEDULE

116

MEDIA INFORMATION

Welcome to the 2008 college football season. The Big Ten Conference would like to thank those media members who have covered Big Ten football over the years. This media guide is intended to assist in the media's coverage of Big Ten football. Those needing additional information should contact the Big Ten Communications office. Please feel free to contact us if you have any questions, and we look forward to working with you this season.

COMMUNICATIONS SERVICES

Website/Football Media Center

The Big Ten football media center on www.bigten.org provides a single site for media to access information on every Big Ten football program, including downloadable PDFs of media guides, weekly releases and statistics for the conference and every school along with information and audio for the weekly coaches teleconference. The Big Ten football media center can be accessed by going to the primary football page on www.bigten.org and clicking on the "Football Media Center" link. This website is meant for media use only and is password-protected — please contact the Big Ten Communications office for the username and password.

Weekly Coaches Teleconference

The Big Ten Conference football coaches participate in a weekly media teleconference on Tuesdays from 11 a.m.–1 p.m. CT. Contact the Big Ten Communications office for the teleconference phone number.

2008 Schedule

11:00 a.m.	Jim Tressel, OSU
11:10 a.m.	Rich Rodriguez, MICH
11:20 a.m.	Bill Lynch, IND
11:30 a.m.	Mark Dantonio, MSU
11:40 a.m.	Kirk Ferentz, IOWA
11:50 a.m.	Bret Bielema, WIS
12:00 p.m.	Ron Zook, ILL
12:10 p.m.	Joe Tiller, PUR
12:20 p.m.	Joe Paterno, PSU
12:30 p.m.	Pat Fitzgerald, NU
12:40 p.m.	Tim Brewster, MINN
12:50 p.m.	Player of the Week (if available)

Weekly Awards

Big Ten Football Players of the Week are selected in three categories: offensive, defensive and special teams. The Big Ten office will announce weekly football award winners on Mondays. Award winners are chosen by a vote of the Big Ten Communications staff from nominations supplied by the sports information offices.

Postseason Awards

In football, coaches and a media panel each choose All-Conference teams (first, second and honorable mention). Coaches and media pick Big Ten Offensive and Defensive Players and a Freshman of the Year. The coaches select the Conference Offensive and Defensive Linemen of the Year and Sportsmanship Award honorees, while the media vote on the Dave McClain Coach of the Year award. The Big Ten *Chicago Tribune* Most Valuable Player is chosen from each of the 11 institutions' MVPs. Academic All-Big Ten teams are named for every sport. The teams are composed of all letterwinners who are in at least their second academic year at their institution and carry a cumulative grade point average (GPA) of 3.0 or higher.

Big Ten E-mail Service

Information regarding Big Ten football will be e-mailed throughout the year to accredited media. To be added to the e-mail list, please contact Scott Chipman in the conference office (847-696-1010 x 141, schipman@bigten.org).

Big Ten Football Media Days

Each year, prior to the start of the football season, the Big Ten conducts its annual football media days and Kickoff Luncheon. The 2008 Big Ten Football Media Days and 37th annual Kickoff Luncheon will be held at the Hyatt Regency Chicago from July 24–25. As in the past, all 11 Big Ten head coaches and multiple players from each team will be available for interviews over this two-day period.

For more information about Big Ten Football Media Days and Kickoff Luncheon, contact the Big Ten Communications office.

REFERRING TO THE BIG TEN

When referring to the Big Ten Conference, please remember the conference name should always be written as follows:

Big Ten or Big Ten Conference

The following SHOULD NEVER BE USED when referencing the Big Ten:

CONFERENCE Big 10

COMMUNICATIONS STAFF



SCOTT CHIPMAN
Assistant Commissioner
Football
(630) 936-6005 (cell)
(847) 696-1010 x 141 (office)
schipman@bigten.org



LATONYA SADLER
Associate Director
*Football (secondary),
Men's Basketball, Softball*
(434) 770-2004 (cell)
(847) 696-1010 x 143
lsadler@bigten.org



VALERIE TODRYK
Assistant Director
*Volleyball,
Women's Basketball,
Baseball*
(608) 206-0275 (cell)
(847) 696-1010 x 142 (office)



MIKE LANINGA
Robert Hammel
Communications Intern
*Soccer, Swimming & Diving,
Track & Field, Golf*
(815) 370-6055 (cell)
(847) 696-1010 x 146 (office)
mlaninga@bigten.org



RYAN SHEETS
Robert Hammel
Communications Intern
*Cross Country, Field Hockey,
Gymnastics, Wrestling,
Tennis, Rowing*
(812) 756-0466 (cell)
(847) 696-1010 x 129 (office)
rsheets@bigten.org

BIG TEN SPORTS INFORMATION OFFICES

UNIVERSITY OF ILLINOIS



Cassie Arner

Assistant Athletics Director:

Kent Brown

Associate Director:

Cassie Arner, Football

Assistant Director:

Derrick Burson, M Basketball

Assistant Director:

Victor Cortez, Wrestling

Assistant Director: Mike Koon, Volleyball, M Golf

Assistant Director: Derek Neal, W Basketball, W Golf, W Gymnastics, Football

Assistant Director: Ben Taylor, Baseball, Football

Graduate Assistant: Kassie Barry, Tennis, M Gymnastics

Graduate Assistant: Emily Wickstrom, Cross Country, Track & Field

Graduate Assistant: Leslie Wilhite, Soccer, Softball, Swimming & Diving

Phone: (217) 333-1391

Address: Biefeldt Athletics Admin. Building
1700 South Fourth Street
Champaign, IL 61820

INDIANA UNIVERSITY



Jeff Keag

Director: J.D. Campbell, M Basketball

Associate Director:

Jeff Keag, Football

Assistant Director:

Matt Brady, Baseball, W Soccer

Assistant Director:

Shana Daniels, W Basketball, Cross Country, Rowing

Assistant Director: Kyle Kuhlman, Volleyball, Wrestling, Tennis, M Golf

Assistant Director: Melanie Schneider, M Soccer, Swimming & Diving, W Golf

Assistant Director: Nate Wiechers, Softball, Water Polo

Intern: Kyle Johnson, Field Hockey, M Tennis, Track & Field

Phone: (812) 855-9399

Address: Assembly Hall
1001 East 17th Street
Bloomington, IN 47408

UNIVERSITY OF IOWA



Phil Haddy

Director:

Phil Haddy, Football, M Basketball

Associate Director:

Steve Roe, M Basketball, Football

Assistant Director:

Aaron Blau, Volleyball, Softball

Assistant Director:

Traci Wagner, Wrestling, M Track & Field

Assistant Director: Matt Weitzel, W Basketball, Football

Staff Assistant: Lauren Dickson, Swimming & Diving

Staff Assistant: Jordin Hatcher, M Gymnastics, W Tennis

Staff Assistant: Brad Rudner, Soccer, W Gymnastics

Staff Assistant: Patrick Sojka, Field Hockey, M Tennis

Staff Assistant: Jenni Stumpff, Cross Country, Baseball

Phone: (319) 335-9411

Address: 157 Carver-Hawkeye Arena
Iowa City, IA 52242

UNIVERSITY OF MICHIGAN



Dave Ablauf

Associate Athletics Director:

Bruce Madej

Assistant Director:

Dave Ablauf, Football

Assistant Director:

Leah Howard, Field Hockey, Wrestling, Softball

Assistant Director: Jessica Poole, W Basketball, Tennis

Assistant Director: Rich Retyi, Volleyball, W Gymnastics

Assistant Director: Matt Trevor, Hockey, W Rowing

Assistant Director: Tom Wywrot, M Basketball, Golf

Intern: Joe Arancio, M Cross Country, W Swimming & Diving, M Track & Field

Intern: Ryan Sosin, Soccer, Water Polo

Intern: Jeremy Reid, W Cross Country, M Swimming & Diving, W Track & Field

Phone: (734) 763-4423

Address: 1000 South State Street, Ann Arbor, MI 48109

MICHIGAN STATE UNIVERSITY



John Lewandowski

Associate Athletics Director:

John Lewandowski, Football

Director:

Jamie Weir, Hockey, Field Hockey

Associate Director:

Matt Larson, M Basketball, W Golf

Assistant Director:

Jim Donatelli, W Basketball, M Golf

Assistant Director: Ben Phlegar, Football, Gymnastics

Intern: Jeff Barnes, W Soccer, Track & Field, Baseball

Intern: Shawn Davis, Volleyball, Swimming & Diving, Rowing

Intern: Sarah Dull, M Soccer, Softball

Phone: (517) 355-2271

Address: Z-22 Breslin Center
East Lansing, MI 48823

UNIVERSITY OF MINNESOTA



Andy Seeley

Director: Garry Bowman, Football

Associate Director:

Becky Bohm, W Basketball, Cross Country, Track & Field

Associate Director:

Andy Seeley, Football, M Gymnastics

Associate Director:

Matt Slieter, M Basketball, Golf

Assistant Director: Steve Geller, Volleyball, Baseball

Assistant Director: Jim Strick, M Hockey, Tennis

Assistant Director: Michelle Traen, W Hockey, W Swimming & Diving, Rowing

Director of Creative Services: Jeff Keiser, M Swimming & Diving

Assistant Creative Director: Sara Berhow, W Gymnastics

Staff Assistant: Doug Vose, W Soccer, Wrestling, Softball

Phone: (612) 625-4090

Address: 244 Bierman Athletic Building
516 15th Avenue, SE
Minneapolis, MN 55455

NORTHWESTERN UNIVERSITY



Mike Wolf

Assistant Athletics Director:

Mike Wolf, Football

Associate Director:

Nick Brilowski, M Basketball, M Soccer, Baseball

Assistant Director:

Rand Champion, Volleyball, Fencing, Lacrosse, W Golf

Assistant Director: Julie Dunn, W Basketball

Assistant Director: Doug Meffley, Football, Swimming & Diving, M Golf, Softball

Staff Assistant: Dan Platt, W Soccer

Intern: Tom Valente, Field Hockey, Cross Country, Wrestling, Tennis

Phone: (847) 491-7503

Address: 1501 Central Street
Evanston, IL 60208

OHIO STATE UNIVERSITY



Shelly Poe

Assistant Athletics Director:

Dan Wallenberg, M Basketball

Director:

Shelly Poe, Football, W Lacrosse

Associate Director:

Leann Parker, M Hockey, M Lacrosse, W Tennis

Assistant Director:

Tim Stried, M Soccer, W Gymnastics, Softball, Fencing

Assistant Director: Jerry Emig, Baseball, W Soccer, Swimming & Diving

Assistant Director: D.C. Koehl, Volleyball, Rifle, Pistol

Assistant Director: Courtney Walerius, Field Hockey, Golf, W Hockey

Assistant Director: Danielle Warner, Wrestling, M Tennis, Synchronized Swimming, Rowing

Assistant Director: Adam Widman, W Basketball, Cross Country, Track & Field

Intern: Emily Meyer, M Gymnastics

Phone: (614) 292-6861

Address: Room 124, St. John Arena
410 Woody Hayes Dr., Columbus, OH 43210

PENN STATE UNIVERSITY



Jeff Nelson

Assistant Athletics Director:

Jeff Nelson, Football

Associate Director:

Stephanie Petulla, M Golf, Cross Country, Track & Field

Assistant Director:

Jen Armson, Volleyball, W Gymnastics

Assistant Director:

Pat Donghia, Wrestling, M Lacrosse, Fencing, W Golf

Assistant Director: Kris Peterson, W Basketball, Tennis

Assistant Director: John Regenfuss, M Soccer, M Gymnastics, W Lacrosse

Assistant Director: Brian Siegrist, M Basketball, Football

Assistant: TBA, Field Hockey, Swimming & Diving, Baseball

Assistant: Sean Forrester, W Soccer, Softball

Phone: (814) 865-1757

Address: 101 D Bryce Jordan Center
University Park, PA 16802

PURDUE UNIVERSITY



Tom Schott

Assistant Athletics Director:

Tom Schott, Football

Associate Director:

Sara White, W Basketball, W Golf

Assistant Director:

Mark Leddy, M Basketball, M Golf

Assistant Director:

Tanner Lipsett, Cross Country, Wrestling, Track & Field

Assistant Director: Chris Macaluso, Swimming & Diving, Tennis, Soccer

Assistant Director: Wendy Mayer, Volleyball, Softball

Assistant Director: Matt Rector, Football, Baseball

Phone: (765) 494-3202

Address: Mackey Arena, Room 15
900 North University Street
West Lafayette, IN 47907

UNIVERSITY OF WISCONSIN



Brian Lucas

Assistant Athletics Director:

Justin Doherty

Associate Director:

Diane Nordstrom, Volleyball, W Basketball

Assistant Director:

Paul Capobianco, M Hockey, Rowing

Assistant Director:

Patrick Herb, M Basketball, Cross Country

Assistant Director: Brian Lucas, Football, Golf

Intern: Jacqueline Boscacci, W Soccer, W Hockey, Tennis

Intern: Betsy Golomski, Volleyball, Wrestling, W Basketball

Intern: Brian Mason, M Soccer, Swimming & Diving, Track & Field

Intern: Rudy Nigl, Football, Softball

Phone: (608) 262-1811

Address: Kellner Hall
1440 Monroe Street
Madison, WI 53711

BIG LIFE. BIG STAGE. BIG TEN

The Big Ten Conference is a union of 11 world-class academic institutions that share a common mission of research, graduate, professional and undergraduate teaching and public service. The conference's 100-plus years of history, strong tradition of competitive intercollegiate athletic programs, vast and passionate alumni base, and consistent leadership in innovations position the Big Ten and its entire community firmly on the Big Stage.

The Big Ten has sustained a comprehensive set of shared practices and policies that enforce the priority of academics and emphasize the values of integrity, fairness and competitiveness in all aspects of its student-athletes' lives, with the ultimate goal of ensuring that each individual has the opportunity to live a Big Life.

STUDENT-ATHLETE OPPORTUNITIES

- Big Ten universities provide approximately \$100 million in direct financial aid to more than 8,500 men and women student-athletes who compete for 25 championships, 12 for men and 13 for women.
- Conference institutions sponsor broad-based athletic programs with more than 270 teams. Other than the Ivy League, the Big Ten has the most broad-based athletic programs in the United States.

TOP ACADEMIC INSTITUTIONS

- Big Ten universities are members of the nation's only conference whose constituency is entirely composed of institutions that are members of the AAU, a prestigious association of major academic and research institutions in the United States and Canada.
- Big Ten institutions house on their campuses 10 of the nation's 35 largest academic libraries. Collectively, conference libraries hold more than 70 million book volumes, and institutions work collaboratively to build and share their resources with other Big Ten members.

MORE TELEVISION EXPOSURE

- The Big Ten's media agreements with CBS, ABC/ESPN, the Big Ten Network and the CBS College Sports Network provide the conference with its greatest television exposure ever.
- In 2006, the Big Ten created the first national conference-owned television network devoted to the athletic and academic programs of a single conference. The Big Ten Network launched on Aug. 30, 2007, and became the first new network in cable or satellite television history to reach 30 million homes in its first 30 days.
- In 2007-08, the Big Ten's television partners aired every home football and men's basketball game for the first time in conference history while also providing twice as much national exposure for women's basketball than any other conference during the regular season.
- The Big Ten's new media agreements resulted in the broadcast of more than 500 events nationally and regionally during the 2007-08 academic year, compared to 300 events in the final year of the previous agreements.

NATION'S BEST FANS

- Big Ten fans are some of the most supportive in the country, as nearly 7.8 million patrons attended conference home contests during the 2007-08 seasons for football, men's and women's basketball and volleyball alone.
- Over the last 30 seasons, the conference has ranked either No. 1 or No. 2 nationally in football, men's basketball and wrestling attendance.
- Big Ten institutions have more than 4.2 million living alumni and over 300,000 undergraduate students attending their universities.



Michigan led the country and set an NCAA attendance record during the 2007 football season.

SUCCESSFUL PROGRAMS

- The Big Ten is the only conference in the nation in which every school has captured at least one national title in an NCAA-sponsored sport over the last 10 seasons.
- The Big Ten has claimed at least four national championships in eight of the last 10 seasons. Big Ten national champions in 2007-08 included Penn State men's and women's volleyball, Iowa wrestling, Ohio State fencing and Northwestern women's lacrosse. The Big Ten has also produced team national crowns in the sports of basketball, cross country, field hockey, football, golf, gymnastics, ice hockey, lacrosse, soccer, softball, synchronized swimming, tennis and track and field over the last decade.



Iowa's 2008 NCAA Championship wrestling team

LEADERSHIP IN GENDER EQUITY

- Since 1992, the Big Ten has shown a strong commitment to increasing opportunities for women in sports and exposure of women's athletics by establishing a multi-phased gender equity program. In that time, the Big Ten has created in excess of 2,000 new opportunities for women student-athletes and established 28 new women's teams, while expanding the number of women's championships to 13 by adding field hockey, soccer and rowing.
- As part of the gender equity action plan, the Big Ten was the first conference to voluntarily adopt male/female participation goals for student-athletes in 1992. The Big Ten initiated a five-year plan for conference members to commit to a 60 percent/40 percent male-to-female student-athlete participation ratio. This was achieved as a conference by 1997, and 2000 was the first year that all institutions individually met this goal. As part of its commitment to gender equity, the Council of Presidents/Chancellors annually monitors this policy. Over the past five years, the Big Ten has maintained on average a 53 percent/47 percent male-to-female participation ratio.
- According to the National Association of Collegiate Women's Athletics Administrators (NACWAA), the Big Ten is one of only two conferences in the nation in which women account for over 50 percent of the head coaching positions and 60 percent of the assistant coaching ranks in women's sports.



Penn State's 2007 NCAA Championship women's volleyball team

BUILDING THE FUTURE

- In 1989, the Big Ten created a community outreach program — SCORE (Success Comes Out of Reading Everyday), which partnered the conference with two Chicago elementary schools to improve reading performances. What began with one school, two grade levels and five classrooms has grown in its 19th year to include grades kindergarten through eighth, encompassing all classes and students at Melody School and Louis Armstrong School.
- Following the national tragedy on Sept. 11, 2001, the Big Ten, through its intercollegiate athletic department revenues, pledged a \$1 million scholarship contribution to assist the families of those affected by the terrorist attacks. The conference's donation is called the "Big Ten 9-11 Scholarship Fund," and the \$1 million contribution will be drawn from conference reserves which are generated as a result of football and men's basketball participation in NCAA, bowl and regular-season television opportunities.
- The Big Ten has established numerous community programs surrounding the Big Ten Men's and Women's Basketball Tournaments, including the Wayne Duke Postgraduate Award Scholarship, the Big Ten Career Fair and the Shoot for the Cure event during the women's tournament that raised over \$10,000 for the Indianapolis Affiliate of Susan G. Komen for the Cure in its first year.

BIG TEN[®] CONFERENCE

BIG LIFE. BIG STAGE. BIG TEN.



I will lead like Tom Brady
Be passionate like Marion Barber
And make an impact like Bob Sanders
I will perform under pressure like Plaxico Burress
Display the vision of Larry Johnson
And compete like Rashard Mendenhall
I will play with the spirit of A.J. Hawk
The intensity of Luis Castillo
And the fearlessness of Joe Thomas
I will be versatile like Antwaan Randle El
And embody the courage of Drew Brees

I WILL.

BIG TEN CONFERENCE HISTORY

A meeting of seven Mid-west university presidents on January 11, 1895, at the Palmer House in Chicago to discuss the regulation and control of intercollegiate athletics was the first development of what would become one of organized sports' most successful undertakings.

Those seven men, behind the leadership of James H. Smart, president of Purdue University, established the principles for which the Intercollegiate Conference of Faculty Representatives, more popularly known as the Big Ten Conference, would be founded.

At that meeting, a blueprint for the control and administration of college athletics under the direction of appointed faculty representatives was outlined. The presidents' first-known action "restricted eligibility for athletics to bonafide, full-time students who were not delinquent in their studies."

This helped limit some problems of the times, especially the participation of professional athletes and "non-students" in the university's regular sporting events. That important legislation, along with others that would follow in the coming years, served as the primary building block for amateur intercollegiate athletics.

Eleven months after the presidents met, one faculty member from each of those seven universities met at the same Palmer House and officially established the mechanics of the "Intercollegiate Conference of Faculty Representatives" or "Western Conference."

Those seven universities were University of Chicago, University of Illinois, University of Michigan, University of Minnesota, Northwestern University, Purdue University and the University of Wisconsin. Indiana University and the State University of Iowa were admitted in 1899. Michigan temporarily withdrew from the conference in 1908 and Ohio State University joined in 1912. When Michigan resumed membership in 1917, the league was first referred to as the "Big Ten Conference," which became the organization's official name when the conference was incorporated in 1987. Chicago withdrew in 1946 and Michigan State College (now Michigan State University) was added three years later in 1949.



After a 40-year period of constancy in membership, the conference expanded to 11 members for the first time. On June 4, 1990, the Council of Presidents voted to confirm its earlier decision to integrate Pennsylvania State University into the conference.

As the 1900s opened, faculty representatives established rules for intercollegiate athletics that were novel for the time. As early as 1906, the faculty approved legislation that required eligible athletes to meet entrance requirements and to have completed a full year's work, along with having one year of residence. Both freshmen and graduate students were not permitted to compete, training tables (or quarters) were forbidden and coaches were to be appointed by university bodies "at modest salaries."

Football and baseball were the popular sports prior to 1900. Wisconsin won the first two football championships and Chicago claimed the

first three baseball titles. The first "official" sponsored championship was in outdoor track. It was held at the University of Chicago in 1906 with Michigan earning the title.

Since 1906, there have been many different athletic events popularized on Big Ten campuses. Some became extremely popular — football and basketball, for example. Others, like boxing, fell by the wayside. Today, the Big Ten sponsors 25 championships, 12 for men and 13 for women.

The office of the commissioner of athletics was created in 1922 "to study athletic problems of the various Western Conference universities and assist in enforcing the eligibility rules which govern Big Ten athletics." Major John L. Griffith was appointed as the first commissioner and served in that position until his death in 1944. Kenneth L. "Tug" Wilson, former director of athletics at Northwestern, served from 1944 until he retired in 1961. Bill Reed, an assistant commissioner since 1951, succeeded Wilson until his death in 1971. Wayne Duke became the fourth Big Ten commissioner in 1971 and retired June 30, 1989. Duke was succeeded by James E. Delany on July 1, 1989. Delany came to the Big Ten following 10 years as Ohio Valley Conference Commissioner.

Delany is only the fifth commissioner in the history of the Big Ten. He oversees the operation of the Big Ten Conference office and its staff, housed at the Big Ten Conference office headquarters and meetings center in Park Ridge, Illinois.

The conference's first fully owned and operated building is located 10 minutes from O'Hare Airport and has been designed to fully service the needs of over 60 different committees, coaches and governance groups from the conference that hold more than 125 meeting days per year.

From the conference office headquarters, Delany and his staff manage over 500 television events, provide legislative and compliance services, manage 25 different sport championships and tournaments, provide staff services to over 400 coaching and administrative personnel on Big Ten campuses, and service the media's and fans' needs and interests for information about the Big Ten Conference.



*James H. Smart
Former Purdue University president*

COMMISSIONER JAMES E. DELANY

Only the Big Ten's fifth commissioner since its founding in 1896, James E. Delany enters his 20th year in that role. He has led the Big Ten through significant periods of change and growth that have helped the conference maintain its preeminent position as one of the nation's leaders in providing quality athletic and academic experiences for young people.

Some of the accomplishments and changes that the conference has experienced under Delany's leadership since he arrived in 1989 include:

INNOVATION

- Expansion of the conference to 11 institutions with the addition of Penn State in June 1991;
- Established Big Ten bowl tie-ins beginning in 1991, which now includes annual participation in the Rose, Capital One, Outback, Alamo, Champs Sports, Insight and Motor City Bowls;
- Creation of the first national conference-owned television network devoted to the athletic and academic programs of a single conference. The Big Ten Network, a joint venture with FOX, launched in August 2007 and became the first network in history to reach 30 million homes in 30 days. In its first year on the air, the network telecast some 400 events and 30,000 public service announcements on behalf of its members, the conference and the NCAA;
- Developed the first collegiate version of football instant replay implemented during the 2004 season;
- Negotiated extensions of ABC, CBS and ESPN agreements, beginning with the 2007-08 season and covering over 130 events annually;
- Participated in NCAA, BCS, Rose Bowl and Big Ten media negotiations, resulting in rights fees in excess of \$11 billion, since 1990;
- Adoption of the Gender Equity Action Plan (GEAP) that spans a 16-year period. This program includes three phases. The first, Phase I, began in 1992 when the Big Ten became the first conference to voluntarily adopt participation goals for female student-athletes. Phase II, commonly known as "Dream Big," was initiated in the summer of 1998 as a public outreach campaign that encourages young girls in grades K-8th to participate in sports. Phase III, a marketing campaign launched to support and better promote conference women's Olympic sports, began in 2002. Over 2,000 women's participation opportunities have been created during this time frame, resulting in a 53/47 male/female participation ratio;
- Implementation of conference-wide sportsmanship initiatives focusing on creating safer venues for visiting teams, officials and fans. A Big Ten Sportsmanship Award was established, and the conference has recognized more than 1,500 student-athletes in the past six years for demonstrating outstanding sportsmanship;
- Established a Big Ten library of more than 4,000 classic football and basketball games, all of which will be made available to the Big Ten Network for broadcast purposes.

NCAA CHAMPIONSHIPS AND BROAD-BASED ATHLETIC PROGRAMS

- Provides in excess of \$100 million in athletic scholarship aid to more than 8,500 men and women student-athletes on 275 teams;
- Administers over \$3 million in NCAA-sponsored supplemental assistance to thousands of student-athletes;
- Since 1989, teams from Big Ten institutions have won NCAA, BCS or national championships in 20 different sports:

Men's Basketball (2000)	Women's Lacrosse (2008, 2007, 2006, 2005)
Women's Basketball (1999)	Men's Soccer (2004, 2003, 1999, 1998, 1994)
Men's Cross Country (2005, 1992)	Softball (2005)
Fencing (2008, 2007, 2004, 2002, 2000, 1999, 1998, 1997, 1996, 1995)	Men's Swimming and Diving (1995)
Field Hockey (2001)	Synchronized Swimming (2004)
Football (2002, 1997)	Men's Tennis (2003)
Men's Golf (2002)	Men's Indoor Track and Field (2007)
Men's Gymnastics (2007, 2004, 2001, 2000, 1999, 1996)	Men's Volleyball (2008, 1994)
Men's Ice Hockey (2007, 2006, 2003, 2002, 1998, 1996, 1990)	Women's Volleyball (2007, 1999)
Women's Ice Hockey (2007, 2006, 2005, 2004)	Wrestling (2008, 2007, 2002, 2001, 2000, 1999, 1998, 1997, 1996, 1995, 1992, 1991)

FOOTBALL

- Overseeing increased depth and competitiveness in football, with nine different conference teams earning at least a share of the Big Ten title since 1990. In addition, eight different programs have played in the Rose Bowl in that time, as the conference has won seven of its last 13 games in Pasadena. In the last 15 years, Big Ten football teams have won two national championships and posted three undefeated and untied seasons, marking the first of their kind in the conference since 1968;
- Active in developing the Bowl Championship Series. Since 1998, Big Ten teams have competed in more BCS games than any other conference;
- Unprecedented attendance growth in football, as each of the top 10 single-season total attendance records have been established during his tenure, including a single-season record of 5,499,439 in 2002 and an average record of 72,566 patrons per game set in 2005.

BASKETBALL

- Continued success in men's basketball, with nine Final Four teams since his arrival, including seven over the last nine seasons, a pair of national semifinalists in 2000 and 2005, the national runner-up in 2002, 2005 and 2007 and the national champion in 2000. In women's basketball, the Big Ten has collected eight national semifinal and three championship game appearances, including the first national title in conference history in 1999;
- Has led the country in average attendance for men's basketball in each of the last 32 years including a conference record of 2.4 million fans in 2007-08. In women's basketball, the conference has surpassed the 600,000 mark in total attendance in each of the last 11 seasons, including a record 751,000 in 2003-04;
- Broke the one-million mark in total attendance at the men's basketball tournament at the 2008 event in Indianapolis;

- Formation of men's and women's basketball postseason tournaments, as well as Challenge series with various conferences including the ACC, Big 12 and SEC;
- Implemented the Big Ten Men's and Women's Basketball Foreign Tours, which concluded in the summer of 2006. The Tours gave hundreds of student-athletes the opportunity to travel abroad, visiting such places as Austria, Australia, Belgium, Denmark, England, Finland, France, Germany, Hungary, Ireland, Italy, Japan, the Netherlands, New Zealand, Scotland, Spain, Sweden and Slovakia. Over a 13-year span, the men's teams posted a 51-34 record while the women's teams went 51-18.

COMMUNITY

- Creation and expansion of a community outreach program, SCORE (Success Comes Out of Reading Everyday), through which the conference office has partnered with two Chicago elementary schools to improve reading performance. In 18 years, more than 6,000 children have participated in this program;
- Establishment of the Big Ten 9-11 Scholarship Fund. Following the national tragedy on September 11, 2001, the Big Ten Conference, through its intercollegiate athletic department revenues, pledged a \$1 million scholarship contribution to assist the families of those affected by the terrorist attacks;
- Developed a conference relief campaign to support victims affected by the 2005 hurricanes. During the 2005-06 season, donations to the American Red Cross Relief Fund were collected at each Big Ten Championship/Tournament;
- Established through the Big Ten Network, on-campus internships for academic credit that began in 2007-08.
- Implemented numerous community programs surrounding the Big Ten Men's and Women's Basketball Tournaments, including the Wayne Duke Postgraduate Award Scholarship, the Big Ten Career Fair and the Shoot for the Cure event during the women's tournament that raised over \$10,000 for the Indianapolis Affiliate of Susan G. Komen for the Cure in its first year.

The 60-year-old Delany is a native of South Orange, N.J. He received his undergraduate degree in political science from the University of North Carolina in 1970 and juris doctorate degree from the University of North Carolina School of Law in 1973. At UNC, Delany was a three-year member of the varsity basketball team, serving as tri-captain in 1970. As a Tar Heel, Delany twice participated in NCAA Final Four competition.

After earning his law degree, Delany served as counsel for the North Carolina Senate Judiciary Committee from 1973 to 1974, and was staff attorney for the North Carolina Justice Department from 1974 to 1975.

Delany's distinguished career in administering intercollegiate athletics began at the NCAA where he was employed as an enforcement representative from 1975 to 1979. For the next decade, he served as commissioner of the Ohio Valley Conference, where he oversaw the growth and enhancement of OVC athletic programs for men and women.

Active in the community, Delany has coached several youth teams and has been associated with Special Olympics and YMCA endeavors at various times.

Delany and his wife, Catherine "Kitty" Fisher Delany, also an attorney, have two sons, Newman, (19) and James Chancellor (16). The Delanys reside in Hinsdale, Ill.

JAMES EDWARD DELANY — Commissioner, Big Ten Conference



Playing Experience:

1967-70 North Carolina varsity basketball team — two-time participant in the NCAA Final Four
1969-70 Tri-captain of UNC varsity basketball team

Athletic Administration Experience:

1975-79 NCAA Enforcement Representative
1979-89 Ohio Valley Conference Commissioner
1989-present Big Ten Conference Commissioner

Current Memberships on Boards and Committees:

Collegiate Commissioners Association (CCA): Past President and Vice President
College Basketball Partnership
USA Basketball: Vice President (2000-08) and Treasurer (1996-2000)
National Football Foundation Board of Directors
Chicago 2016 Olympic Committee
University of North Carolina General Alumni Association Board of Directors (2005-08)
Various NCAA and CCA committees and working groups

Hall of Fame Inductions:

St. Benedict's Preparatory Hall of Fame
Ohio Valley Conference Hall of Fame
Newark, N.J. Hall of Fame
Chicagoland Hall of Fame

Personal Information:

Full name: James Edward "Jim" Delany
Hometown: South Orange, New Jersey
Wife: Catherine "Kitty" Fisher Delany
Children: Newman, 19 years
James Chancellor, 16 years

Education:

High School: St. Benedict's Preparatory Newark, New Jersey
College: University of North Carolina, 1970 Chapel Hill, North Carolina
Bachelor of Arts, Political Science
Graduate: University of North Carolina, 1973 Juris Doctorate degree

Legal Experience:

1973-74 North Carolina Senate Judiciary Committee Counsel
1974-75 North Carolina Justice Department Staff Attorney

THE BOWL CHAMPIONSHIP SERIES



Prior to the 1998 football regular season, the Atlantic Coast, Big East, Big Ten, Big 12, Pacific-10 and Southeastern Conferences and the University of Notre Dame joined with the Rose, Fiesta, Orange and Sugar Bowls to form the Bowl Championship Series (BCS).

The BCS was established to create a matchup between the No. 1 and No. 2 teams in a bowl game and to produce other exciting matchups while maintaining and enhancing the bowl system which has provided significant support to college football for nearly a century. The BCS has quickly become a showcase for the sport, matching the premier teams of any particular year in the culminating games of the season.

In the first eight years of the system, the Rose, Fiesta, Orange and Sugar Bowls rotated as the host of the championship game. The BCS debuted a new format at the conclusion of the 2006 regular season which included the above four bowls and a stand-alone BCS National Championship Game, which is held approximately one week after the other BCS games. The first BCS National Championship Game was hosted by the Fiesta Bowl while the second title game was managed by the Sugar Bowl last season. The 2009 BCS National Championship Game will be held in Miami, Fla., on Jan. 8, 2009, one week after the Orange Bowl is held in the same location on Jan. 1. The Rose Bowl will have the right to host the 2010 title game to conclude the third four-year BCS cycle.

The BCS format provides for the determination of a national champion using a traditional bowl lineup featuring more flexibility and regional consideration regarding team selection. Conferences with automatic berths include the Atlantic Coast, Big East, Big Ten, Big 12, Pacific-10 and Southeastern Conferences. Also, the champion of any other Football Bowl Subdivision (FBS) conference will earn automatic qualification if (a) it is ranked in the top 12 of the BCS standings or (b) it is ranked in the top 16 of the BCS Standings and its ranking in the final BCS Standings is higher than that of a champion of a conference that has an annual automatic berth in one of the BCS bowls.

Regional tie-ins include the Big Ten and Pac-10 champions in the Rose Bowl, the Big 12 champion in the Fiesta Bowl, the ACC champion in the Orange Bowl and the SEC champion in the Sugar Bowl. Should one of the above conference's representatives be ranked number one or two in the final BCS standings, that team shall move to the BCS National Championship Game and the bowl shall select a replacement team from the BCS pool of eligible teams. The pool will consist of any FBS team that is ranked among the Top 14 in the final BCS standings and has achieved nine wins during the regular season excluding NCAA-exempted contests.

Through a conference revenue sharing plan, the BCS has distributed nearly \$1 billion to Division I institutions during its 10-year history.

BCS TITLE GAME RESULTS

1998 Season

Tennessee d. Florida State, 23-16 (Fiesta)

1999 Season

Florida State d. Virginia Tech, 46-29 (Sugar)

2000 Season

Oklahoma d. Florida State, 13-2 (Orange)

2001 Season

Miami (Fla.) d. Nebraska, 37-14 (Rose)

2002 Season

Ohio State d. Miami (Fla.), 31-24 in 2OT (Fiesta)

2003 Season

LSU d. Oklahoma, 21-14 (Sugar)

2004 Season

USC d. Oklahoma, 55-19 (Orange)

2005 Season

Texas d. USC, 41-38 (Rose)

2006 Season

Florida d. Ohio State, 41-14 (BCS in Glendale, Ariz.)

2007 Season

LSU d. Ohio State, 38-24 (BCS in New Orleans, La.)

FUTURE BCS NATIONAL CHAMPIONSHIP GAMES

2008 Season.....BCS (Miami, Fla.)

2009 Season.....BCS (Pasadena, Calif.)

2008-09 COLLEGE FOOTBALL BOWL SCHEDULE

Date	Bowl Game	Conference	Location	Time	Network
Dec. 20	Congressional Bowl	ACC vs. Army/Navy/At-Large	Washington, D.C.	11 a.m.	ESPN
Dec. 20	New Mexico Bowl	MWC vs. WAC	Albuquerque, N.M.	4:30 p.m.	ESPN
Dec. 20	St. Petersburg Bowl	Big East vs. C-USA	St. Petersburg, Fla.	6:30 p.m.	ESPN2
Dec. 20	Pioneer Las Vegas Bowl	MWC vs. Pac-10	Las Vegas, Nev.	8 p.m.	ESPN
Dec. 21	R&L Carriers New Orleans Bowl	C-USA vs. Sun Belt	New Orleans, La.	8 p.m.	ESPN
Dec. 23	San Diego County Credit Union Poinsettia Bowl	MWC vs. Pac-10	San Diego, Calif.	8 p.m.	ESPN
Dec. 24	Sheraton Hawaii Bowl	Pac-10 vs. WAC	Honolulu, Hawaii	8 p.m.	ESPN
Dec. 26	Motor City Bowl	Big Ten vs. MAC	Detroit, Mich.	7:30 p.m.	ESPN
Dec. 27	Meineke Car Care Bowl	ACC vs. Big East	Charlotte, N.C.	1 p.m.	ESPN
Dec. 27	Champs Sports Bowl	Big Ten vs. ACC	Orlando, Fla.	4:30 p.m.	ESPN
Dec. 27	Emerald Bowl	ACC vs. Pac-10	San Francisco, Calif.	8 p.m.	ESPN
Dec. 28	PetroSun Independence Bowl	Big 12 vs. SEC	Shreveport, La.	8 p.m.	ESPN
Dec. 29	Papajohns.com Bowl	Big East vs. SEC	Birmingham, Ala.	3 p.m.	ESPN
Dec. 29	Valero Alamo Bowl	Big Ten vs. Big 12	San Antonio, Texas	8 p.m.	ESPN
Dec. 30	Roady's Humanitarian Bowl	ACC vs. WAC	Boise, Idaho	4:30 p.m.	ESPN
Dec. 30	Pacific Life Holiday Bowl	Big 12 vs. Pac-10	San Diego, Calif.	8 p.m.	ESPN
Dec. 30	Texas Bowl	Big 12 vs. C-USA	Houston, Texas	8 p.m.	NFL Network
Dec. 31	Bell Helicopter Armed Forces Bowl	C-USA vs. MWC	Fort Worth, Texas	Noon	ESPN
Dec. 31	Brut Sun Bowl	Big 12/Big East/Notre Dame vs. Pac-10	El Paso, Texas	2 p.m.	CBS
Dec. 31	Gaylord Hotels Music City Bowl	ACC vs. SEC	Nashville, Tenn.	3:30 p.m.	ESPN
Dec. 31	Insight Bowl	Big Ten vs. Big 12	Tempe, Ariz.	6 p.m.	NFL Network
Dec. 31	Chick-fil-A Bowl	ACC vs. SEC	Atlanta, Ga.	7:30 p.m.	ESPN
Jan. 1	Outback Bowl	Big Ten vs. SEC	Tampa, Fla.	11 a.m.	ESPN
Jan. 1	Konica Minolta Gator Bowl	ACC vs. Big 12/Big East/Notre Dame	Jacksonville, Fla.	1 p.m.	CBS
Jan. 1	Capital One Bowl	Big Ten vs. SEC	Orlando, Fla.	1 p.m.	ABC
Jan. 1	Rose Bowl	BCS vs. BCS	Pasadena, Calif.	5 p.m.	ABC
Jan. 1	FedEx Orange Bowl	BCS vs. BCS	Miami, Fla.	8 p.m.	FOX
Jan. 2	AT&T Cotton Bowl	Big 12 vs. SEC	Dallas, Texas	2 p.m.	FOX
Jan. 2	AutoZone Liberty Bowl	C-USA vs. SEC	Memphis, Tenn.	5 p.m.	ESPN
Jan. 2	Allstate Sugar Bowl	BCS vs. BCS	New Orleans, La.	8 p.m.	FOX
Jan. 3	International Bowl	Big East vs. MAC	Toronto, Canada	Noon	ESPN2
Jan. 5	Tostitos Fiesta Bowl	BCS vs. BCS	Glendale, Ariz.	8 p.m.	FOX
Jan. 6	GMAC Bowl	C-USA vs. MAC/WAC	Mobile, Ala.	8 p.m.	ESPN
Jan. 8	FedEx BCS National Championship Game	BCS #1 vs. BCS #2	Miami, Fla.	8 p.m.	FOX

All times Eastern and subject to change

THE ROSE BOWL



The Big Ten's return to a more traditional bowl lineup continues this season with conference teams and fans once again setting their sights on Pasadena, the Tournament of Roses and the 95th Rose Bowl Game. The 2009 Rose Bowl game will be held on Jan. 1 with ABC Sports televising the game at its traditional 5 p.m. EST time slot.

With the expansion of the Bowl Championship Series (BCS) prior to the 2006 season to include a fifth game, the BCS National Championship Game, the Rose Bowl will host the champions of the Big Ten and Pacific-10 Conferences in each of the next two years unless one of those teams is ranked No. 1 or 2 in the final BCS standings. In that case, that team shall move to the BCS National Championship Game and the Rose Bowl would select a replacement from the BCS pool of eligible teams, which could include another team from the Big Ten or Pacific-10 Conferences.

The BCS National Championship Game will be held in Miami, Fla., on Jan. 8, 2009, one week after the Orange Bowl is held in the same location on Jan. 1. The Rose Bowl will serve as the host of the BCS National Championship Game following the 2009 regular season, one week after the 96th Rose Bowl Game.

Like most long-standing traditions, the Rose Bowl has come full circle. Since the pact was initiated in 1946, the Big Ten and Pac-10 have nearly established parity in the Rose Bowl win-loss column, with the Pac-10 holding a narrow 31-29 advantage. In the Big Ten's last 10 appearances (from 1996 through 2008), six different teams participated in the Rose Bowl. Big Ten programs have also won seven of their last 13 Rose Bowl match-ups overall.

HISTORY OF THE ROSE BOWL

The Pacific Coast (now the Pacific-10) and Western (Big Ten) Conferences, along with the Pasadena Tournament of Roses Association, agreed on November 19, 1946, to an exclusive Rose Bowl Game contract. The two conferences had met twice before in the Rose Bowl, including a Michigan victory in the inaugural event in 1902 and an Ohio State loss in 1921.

More than two decades later, both conference commissioners commented that they "expect this five-year contract to be a forerunner of a long-time agreement. This present agreement is just a starter." The passing of time has shown us they were right on both accounts. It remains the oldest college football agreement between two of the nation's top conferences.

Though the contract was often referred to as a "shotgun marriage," officials had been in negotiation with the Tournament for eight years. The contract was effective immediately, voted on by faculty representatives from the two conferences.

Both sides agreed that each conference could designate its own representative, regardless of season records. Illinois (7-2) and UCLA (10-0) were selected to play in the inaugural game under the pact. The Illini earned a 45-14 triumph, sparking a six-game winning streak in the annual matchup, as the Big Ten was triumphant in 12 of the first 13 games under the new agreement.

The 1963 game was the first No. 1 against No. 2 showdown, matching undefeated USC (10-0) with Wisconsin (8-1). The Badgers fell just short in a high-scoring affair, 42-37, and the two conferences split their 10 games during the 1960s.

The Pac-10 won nine of 10 games during the 1970s, with Ohio State knocking off USC, 42-21, in 1974, the second of three straight matchups between the two programs. Michigan snapped the Pac-10's six-game victory streak in 1981, one of three Big Ten victories during the decade. The '90s featured a reversal of fortunes with the Big Ten winning six of the 10 Rose Bowl contests.

In its 94 years, the Rose Bowl has maintained its tradition-rich standard of excellence, living up to the nickname "Granddaddy of all bowl games." The union of the Big Ten and Pac-10 also led to soaring attendance. Prior to 1947, the Rose Bowl game drew five sellout crowds. Every game since then has been a sellout. The record for most appearances goes to USC (23) in the Pac-10 and Michigan (20) in the Big Ten.

METHOD TO DETERMINE BIG TEN CONFERENCE AUTOMATIC REPRESENTATIVE TO THE BOWL CHAMPIONSHIP SERIES

Effective for bowl games following the 2006-09 regular football seasons, the Bowl Championship Series (BCS) will consist of five (5) bowl games: BCS National Championship Game, Rose Bowl, Fiesta Bowl, Orange Bowl and Sugar Bowl. Participation by a Big Ten Conference member institution will be determined as follows:

a. BCS National Championship Game. In the event the conference has one or two football teams ranked No. 1 and/or No. 2 in the final BCS poll, these conference team(s) shall participate in the BCS National Championship Game.

b. Rose Bowl. Unless ranked No. 1 or No. 2 in the final BCS poll, the conference champion shall participate in the Rose Bowl. The championship shall be determined on the percentage basis of conference games (tie game counts 1/2 win and 1/2 loss). If there is a tie for the championship, the Rose Bowl representative will be determined as follows:

- 1) An ineligible team shall not be considered in the standings for determination of the conference representative.
- 2) If there is a tie for the championship, the winner of the game between these two teams shall represent the conference.
- 3) If there is still a tie for the championship, or if the tied teams did not play each other, the team that played more games against Football Championship Subdivision (FCS) teams shall be eliminated.
- 4) If there is still a tie, or if the tied teams did not play each other, or if both teams played the same number of games against an FCS team(s), the representative shall be determined on the percentage basis of all games played.
- 5) If there is still a tie, the most recent team earning BCS automatic selection shall be eliminated.
- 6) If more than two teams tie for the championship, the same selection procedures shall be followed with the following exceptions:
 - a) If three teams are tied, and if one team defeated both of the other teams, then that team shall be the representative.
 - b) If three teams are still tied, and if two of the three teams defeated the third team, the third team is eliminated, and the remaining two teams shall revert to the two-team tie procedure.

c) If three teams are still tied, and there is a tie game between two of the three teams, or if two or all three of the teams did not play each other, the representative shall be determined on a percentage basis of all games played except, if one or two of the tied teams played more games against an FCS opponent than the other tied teams, then said team or teams shall be eliminated, and the remaining two teams, if applicable, shall revert to the two-team tie procedure.

d) If three teams are still tied, and one of the three teams is eliminated through the percentage basis of all games played, the remaining two teams shall revert to the two-team tie procedure.

e) If three teams are still tied, and all three teams have the same winning percentage of all games played, the most recent team representing the conference shall be eliminated, and the two remaining teams shall revert to the two-team tie procedure.

7) If four or more teams tie for the championship, the following selection procedure shall be followed:

a) If one team defeated each of the other three teams, then that team shall be the representative.

b) If two of the four teams defeated each of the other two teams, the latter two teams shall be eliminated, and the two remaining teams shall revert to the two-team tie procedure.

c) If three of the four teams defeated the fourth team, the fourth team is eliminated, and the remaining three teams shall revert to the three-team tie procedure.

d) If there is a tie game between two of the four teams, or if two of the four teams did not play each other, the representative shall be determined on a percentage of all games played, except, if one or more of the tied teams played more games against an FCS opponent than the other tied teams, then said teams shall be eliminated, and the remaining teams, if applicable, shall revert to the two- or three-team tie procedure.

e) If one of the four teams is eliminated through the percentage of all games played, the remaining three teams shall revert to the three-team tie procedure.

f) If all four teams are still tied and have the same winning percentage of all games played, the most recent team representing the conference shall be eliminated and the three remaining teams shall revert to the three-team tie procedure.

BIG TEN BOWLS

ROSE BOWL

Date: Jan. 1, 2009
Time: 5 p.m. EST
Television: ABC
Site: Pasadena, Calif.
Facility: Rose Bowl
Capacity: 92,000
Surface: Grass
Pairings: BCS



Sponsoring Association: Pasadena Tournament of Roses Association

Payout: TBD*

CEO: John M. "Mitch" Dorger

President: Corky Conzonire

Chief Administrative Officer: Kevin Ash

Media Director: Gina Chappin (626/449-4100)

Address: 391 S. Orange Grove Blvd.
Pasadena, CA 91184

Website: www.tournamentofroses.com

First Game: Jan. 1, 1902

(Michigan 49, Stanford 0)

Big Ten Record: 29-32

Start of Big Ten Contract: 1946 season

Last Season: USC 49, Illinois 17

CAPITAL ONE BOWL

Date: Jan. 1, 2009
Time: 1 p.m. EST
Television: ABC
Site: Orlando, Fla.
Facility: Florida Citrus
Bowl Stadium



Capacity: 65,438

Surface: Grass

Pairings: Big Ten vs. SEC

Sponsoring Association: Florida Citrus Sports

Sponsor: Capital One

Payout: \$4.325 million per conference
(minimum)

Executive Director: Steve Hogan

Senior Director of Hospitality and

Conference Relations: Carol Monroe

Senior Director of Customer

Relations Management: Shannon Clark

Director of Communications: Greg Creese

(407/423-2476)

Address: One Citrus Bowl Place,
Orlando, FL 32805

Website: www.FCSports.com

Name History: Tangerine Bowl, 1947-82;

Florida Citrus Bowl, 1983-2002;

Capital One Bowl, 2003-present

First Game: Jan. 1, 1947

(Catawba 31, Maryville, Tenn. 6)

Big Ten Record: 10-8

First Big Ten Appearance: Dec. 28, 1985

(Ohio State 10,

Brigham Young 7)

Start of Big Ten Tie-in Agreement: 1992 season

Last Season: Michigan 41, Florida 35

OUTBACK BOWL

Date: Jan. 1, 2009
Time: 11 a.m. EST
Television: ESPN
Site: Tampa, Fla.
Facility: Raymond
James Stadium



Capacity: 65,657

Surface: Grass

Pairings: Big Ten vs. SEC

Sponsoring Association: Tampa Bay Bowl
Association, Inc.

Sponsor: Outback Steakhouse

Payout: \$3.2 million per conference (minimum)

President/CEO: James P. McVay

Director of Communications/Sponsorships:

Mike Schulze (813/874-2695)

Address: 4211 W. Boy Scout Blvd., Ste. 560
Tampa, FL 33607

Website: www.outbackbowl.com

Name History: Hall of Fame Bowl, 1986-94

Outback Bowl, 1995-present

First Game: Dec. 23, 1986

(Boston College 27, Georgia 24)

Big Ten Record: 8-11

First Big Ten Appearance: Jan. 2, 1988

(Michigan 28, Alabama 24)

Start of Big Ten Tie-in Agreement: 1993 season

Last Season: Tennessee 21, Wisconsin 17

VALERO ALAMO BOWL

Date: Dec. 29, 2008
Time: 8 p.m. EST
Television: ESPN
Site: San Antonio, Texas
Facility: Alamodome
Capacity: 65,000



Surface: SportField

Pairings: Big Ten vs. Big 12

Sponsoring Association: San Antonio Bowl
Association

Sponsor: Valero

Payout: \$2.25 million per conference
(minimum)

President/CEO: Derrick S. Fox

**Vice President, Marketing and
Communications:** Rick Hill (210/226-2695)

Address: 100 Montana St., Suite 3D01

San Antonio, TX 78203-1031

Website: www.alamobowl.com

Name History: Alamo Bowl, 1993-present

First Game: Dec. 31, 1993 (California 37, Iowa 3)

Big Ten Record: 8-6

First Big Ten Appearance: Dec. 31, 1993

(California 37, Iowa 3)

Start of Big Ten Tie-in Agreement: 1995 season

Last Season: Penn State 24, Texas A&M 17

CHAMPS SPORTS BOWL

Date: Dec. 27, 2008
Time: 4:30 p.m. EST
Television: ESPN
Site: Orlando, Fla.
Facility: Florida Citrus
Bowl Stadium



Capacity: 65,438

Surface: Grass

Pairings: Big Ten vs. ACC

Sponsoring Association: Florida Citrus Sports

Sponsor: Champs Sports

Payout: \$2.25 million per conference
(minimum)

Executive Director: Steve Hogan

Senior Director of Hospitality and

Conference Relations: Carol Monroe

Senior Director of Customer Relations

Management: Shannon Clark

Director of Communications: Greg Creese

(407/423-2476)

Address: One Citrus Bowl Place,
Orlando, FL 32805

Website: www.FCSports.com

Name History: Blockbuster Bowl, 1990-93

Carquest Bowl, 1994-97

Micronpc Bowl, 1998-2000

Tangerine Bowl, 2001-03

Champs Sports Bowl, 2004-present

First Game: Dec. 28, 1990

(Florida State 24, Penn State 17)

Big Ten Record: 1-3

First Big Ten Appearance: Dec. 30, 1999

(Illinois 63, Virginia 21)

Start of Big Ten Tie-in Agreement: 2006 season

Last Season: Boston College 24,

Michigan State 21

BIG TEN BOWLS

INSIGHT BOWL

Date: Dec. 31, 2008
Time: 6 p.m. EST
Television: NFL Network
Site: Tempe, Ariz.
Facility: Sun Devil Stadium
Capacity: 56,000
Surface: Grass
Pairings: Big Ten vs. Big 12
Sponsor: Insight Enterprises
Payout: \$1.3 million per conference
President/CEO: John Junker
Bowl Chairman: Dave Tilson
Vice President for Media Relations:
 Shawn Schoeffler (480/350-0900)
Address: 7135 East Camelback Rd., Suite 290
 Scottsdale, AZ 85251
Website: www.insightbowl.com
Name History: Copper Bowl, 1989-96;
 Insight Bowl, 1997-present
First Game: Dec. 31, 1989
 (Arizona 17, N.C. State 10)
Big Ten Record: 2-2
First Big Ten Appearance: Dec. 31, 1991
 (Indiana 24, Baylor 0)
Start of Big Ten Tie-in Agreement: 2006 season
Last Season: Oklahoma State 49, Indiana 33



MOTOR CITY BOWL

Date: Dec. 26, 2008
Time: 7:30 p.m. EST
Television: ESPN
Site: Detroit, Mich.
Facility: Ford Field
Capacity: 65,000
Surface: FieldTurf
Pairings: Big Ten vs. MAC
Sponsors: Chrysler, Ford, General Motors
Payout: \$750,000 per conference (minimum)
Executive Director: Ken Hoffman
Media Relations Directors:
 Tim Moore and John Perles (313/262-2010)
Address: Ford Field Executive Offices,
 2000 Brush Street, Suite 200
 Detroit, MI 48226
Website: www.motorcitybowl.com
Name History: Motor City Bowl, 1997-present
First Game: Dec. 26, 1997
 (Mississippi 34, Marshall 31)
Big Ten Record: 1-1
First Big Ten Appearance: Dec. 26, 2003
 (Bowling Green 28, Northwestern 24)
Start of Big Ten Tie-in Agreement: 2002 season
Last Season: Purdue 51, Central Michigan 48



BOWL CHAMPIONSHIP SERIES GAMES

ORANGE BOWL

Date: Jan. 1, 2009
Time: 8 p.m. EST
Television: FOX
Site: Miami, Fla.
Facility: Dolphin Stadium
Capacity: 74,916
Surface: Grass
Pairings: BCS
Sponsoring Association: Orange Bowl Committee
Sponsor: FedEx
Payout: TBD*
President/Chairman: S. Daniel Ponce
Chief Executive Officer: Eric L. Poms
Director of Media Relations: Larry Wahl
 (305/341-4700)
Address: 14360 Northwest 77th Court
 Miami Lakes, FL 33016
Website: www.orangebowl.org
First Game: Jan. 1, 1935
 (Bucknell 26, Miami, FL 0)
Big Ten Record: 3-2
First Big Ten Appearance: Jan. 1, 1976
 (Oklahoma 14, Michigan 6)
Last Big Ten Game: Jan. 3, 2006
 (Penn State 26, Florida State 23, 30T)
Last Season: Kansas 24, Virginia Tech 21



FIESTA BOWL

Date: Jan. 5, 2009
Time: 8 p.m. EST
Television: FOX
Site: Glendale, Ariz.
Facility: University of Phoenix Stadium
Capacity: 73,000
Surface: Grass
Pairings: BCS
Sponsor: Tostitos
Payout: TBD*
President/CEO: John Junker
Bowl Chairman: Dave Tilson
Vice President for Media Relations:
 Shawn Schoeffler (480/350-0900)
Address: 7135 East Camelback Rd., Suite 290
 Scottsdale, AZ 85251
Website: www.fiestabowl.org
First Game: 1971
 (Arizona State 45, Florida State 38)
Big Ten Record: 6-1
First Big Ten Appearance: Dec. 26, 1980
 (Penn State 31, Ohio State 19)
Last Big Ten Game: Jan. 2, 2006
 (Ohio State 34, Notre Dame 20)
Last Season: West Virginia 48, Oklahoma 28



SUGAR BOWL

Date: Jan. 2, 2009
Time: 8 p.m. EST
Television: FOX
Site: New Orleans, La.
Facility: Louisiana Superdome
Capacity: 72,000
Surface: FieldTurf
Pairings: BCS
Sponsoring Association: Sugar Bowl Organization
Sponsor: Allstate
Payout: TBD*
CEO: Paul Hoolahan
Communications Contact: Melissa Stoltz
 (504/828-2440)
Address: 1500 Sugar Bowl Drive
 New Orleans, LA 70112
Website: www.allstatesugarbowl.org
First Game: 1935 (Tulane 20, Temple 14)
Big Ten Record: 1-4
First Big Ten Appearance: Jan. 2, 1978
 (Alabama 35, Ohio State 6)
Last Big Ten Game: Jan. 1, 2002
 (LSU 47, Illinois 34)
Last Season: Georgia 41, Hawaii 10



BCS NATIONAL CHAMPIONSHIP GAME

Date: Jan. 8, 2009
Time: 8 p.m. EST
Television: FOX
Site: Miami, Fla.
Facility: Dolphin Stadium
Capacity: 74,916
Surface: Grass
Pairings: BCS
Sponsoring Association: Orange Bowl Committee
Sponsor: FedEx
Payout: TBD*
President/Chairman: S. Daniel Ponce
Chief Executive Officer: Eric L. Poms
Director of Media Relations:
 Larry Wahl (305/341-4700)
Address: 14360 Northwest 77th Court
 Miami Lakes, FL 33016
Website: www.orangebowl.org
First Game: Jan. 4, 1999, Fiesta Bowl
 (Tennessee 23, Florida State 16)
First Stand-Alone Game: Jan. 8, 2007,
 Glendale, Ariz. (Florida 41, Ohio State 14)
Big Ten Record: 1-2
First Big Ten Appearance: Jan. 3, 2003,
 Fiesta Bowl (Ohio State 31, Miami 24, 20T)
Last Season: LSU 38, Ohio State 24
 (New Orleans, La.)



* depending on conference affiliation of at-large participants

BIG TEN MEDIA AGREEMENTS

The Big Ten is in the midst of a series of milestone media agreements which provide the conference with its greatest television exposure ever, including partnerships with ABC/ESPN, the Big Ten Network, CBS and the CBS College Sports Network. During the 2007 football season, the Big Ten's media agreements resulted in the most television coverage in history, with every home game televised for the first time and nearly every contest available on a national basis. The Big Ten also boasted an unparalleled television lineup during the 2007–08 men's basketball campaign, with every home game produced for the first time in conference history. Big Ten women's basketball teams enjoyed twice as much national television exposure in the regular season than any other conference in the country with 65 games available to a national television audience. The conference's current media agreements result in the broadcast of more than 500 events nationally and regionally on an annual basis, compared to 300 events in the final year of the previous agreements.

ABC/ESPN



The Big Ten started a new 10-year relationship with ABC/ESPN beginning with the 2007–08 season. Big Ten games have been featured on ABC since 1966 and on ESPN since 1979, the network's first year. The current agreement includes up to 41 televised Big Ten football games — up to 17 on ABC and up to 25 on ESPN or ESPN2. In addition, all regional afternoon football games aired on ABC will be aired by ESPN or ESPN2 in outer-markets, making these games nationally available. In the sport of men's basketball, approximately 60 games will appear every year on an ESPN network (ESPN, ESPN2, ESPNU and ESPN360), including contests on every Tuesday and Thursday and most Saturdays of the conference season. For women's basketball and volleyball, a total of 100 events will appear on an ESPN network over the course of the agreement, including the championship game of the Big Ten Women's Basketball Tournament. Additionally, through ESPN's collection of new media outlets such as ESPN.com, ESPN Mobile TV, ESPN360 and ESPN VOD, fans will receive live events (including simulcasts), extended video highlights including in-progress games, features and more. Big Ten coverage will also be available on ESPN Classic and throughout the world through ESPN International.

BIG TEN NETWORK



The Big Ten Network is dedicated to covering the conference and its 11 member institutions and provides unprecedented access to an extensive schedule of conference sports events and shows, original programs in academics, the arts and sciences, campus activities and associated personalities. Sports programming includes live coverage of more events than ever before, along with news, highlights and analysis, all complemented by hours of university-produced campus programming. The conference announced the creation of the Big Ten Network in June of 2006 as a joint venture between subsidiaries of the Big Ten Conference and Fox Cable Networks.

The network officially launched at 8 p.m. ET on August 30, 2007, with the first edition of *Big Ten Tonight*, as lead studio host Dave Revsine and analysts Gerry DiNardo and Howard Griffith previewed the upcoming football season. Other original programming featured throughout the year included *Friday Night Tailgate*, *Big Ten Football Saturday*, *Big Ten Tip-Off Show*, *The Big Ten's Greatest Games*, *The Big Ten Women's Show*, *Big Ten Short Stories*, *Big Ten Extra Points*, *Coaches' Q&A* and *Minnesota Basketball: The Journey*, which followed the Minnesota men's basketball team during the 2007–08 season and will feature the Illinois football team this fall.



The ESPN College Gameday crew of Chris Fowler, Lee Corso and Kirk Herbstreit (L–R)

By September of 2007, the Big Ten Network became the first new network in cable/satellite history to reach 30 million households within its first 30 days on the air. Entering the 2008 football season, the Big Ten Network reaches a national audience through distribution arrangements with approximately 240 cable and satellite companies.

In its first season, the Big Ten Network televised more than 400 live events, plus hundreds of hours of original programming, classic games, coaches' shows and campus programming. Virtually all of the network's live event programming and studio shows are available in high definition.

In the sport of football, every Big Ten team makes multiple appearances on the Big Ten Network. Each school is guaranteed to make at least two appearances on the network per year, including at least one conference game. In 2007, the network televised 41 football games, including 38 in high definition.

BIG TEN MEDIA AGREEMENTS

In the sport of basketball, each Big Ten men's basketball team will make approximately 15–20 appearances on the Big Ten Network on an annual basis. Through the creation of the network, every home Big Ten basketball game was produced for the first time in conference history. The network televised 64 intra-conference matchups and three Big Ten Tournament contests, with all of those games being produced in high definition. In women's basketball, each team will make approximately 8–10 appearances on the Big Ten Network every year. In 2007–08, the network televised 55 regular-season games, making it the leading carrier of regular-season college women's basketball nationwide, plus nine Big Ten Basketball Tournament games. All women's basketball games were produced in high definition. The network also features a live studio presence at the Big Ten Men's and Women's Basketball Tournaments in Indianapolis.

In addition to its coverage of football and basketball, the Big Ten Network televised more than 170 NCAA-sponsored events in a variety of sports during its first year. The network also televised 20 Big Ten Championships and Tournaments in the sports of baseball, basketball, field hockey, golf, gymnastics, soccer, softball, swimming and diving, tennis, indoor and outdoor track and field and wrestling.

In addition to airing more coverage of Big Ten sports than ever before, the Big Ten Network is committed to becoming the first national network to provide "event equality" for men's and women's sports on all network-controlled media platforms within the first three years of launch. This dedication to "event equality" highlights the Big Ten's ongoing dedication to gender equity, which is aligned with the commitment of conference institutions to provide fairness for all female student-athletes.

The Big Ten Network also provides numerous benefits to communities around the Big Ten, including increased exposure for women's sports, providing positive role models for girls; a greater economic impact to the communities from added sporting event production, with the potential to generate higher attendance; and greater national exposure for the excellence that surrounds the academic endeavors of Big Ten universities, some of the most highly regarded in the nation. Student interns at each of the 11 universities are able to learn about television and event production, providing them with tremendous experience to pursue careers in sports, television and entertainment.

The network is led by President Mark Silverman, a former Disney executive who came to the network after serving as the general manager and senior vice president of ABC Cable Networks Group. Located in the historic Montgomery Ward building in Chicago, the Big Ten Network is the first national television network to call the largest city in the Midwest its home. The space includes two studios

and three control rooms as well as a 20,000-square-foot office space. The original section of the building was designated as a historic landmark in 2000 for its significant role in American retail history.

For more information regarding the Big Ten Network, visit www.BigTenNetwork.com.

CBS



CBS has been the national network home for Big Ten men's basketball since the 1991–92 season, a relationship that will extend through at least the 2009–10 campaign. The current agreement guarantees Big Ten men's teams 26 appearances per season with the possibility of up to 30 appearances. That total includes the semifinals and championship game of the annual Big Ten Men's Basketball Tournament, which have been broadcast by CBS every year since the inaugural event in 1998 and have ranked among the network's highest-rated regular-season games each season. In addition, CBS has the opportunity to select a wildcard game on each of the final three weekends of Big Ten play. Big Ten women's basketball teams are also featured annually on CBS.

CBS COLLEGE SPORTS NETWORK



The Big Ten Conference is in the sixth year of an agreement with the CBS College Sports Network (formerly known as CSTV), which televises multiple men's and women's Big Ten Championships in addition to select regular-season contests and highlight shows.



Studio host Dave Revsine and football analysts Gerry DiNardo and Howard Griffith (L–R) at the Big Ten Network studios

SCHEDULES

2008 BIG TEN TELEVISION SCHEDULE

August 30

Western Kentucky at INDIANA, Noon EDT,
Big Ten Network
Maine at IOWA, 11 a.m. CDT,
Big Ten Network
Syracuse at NORTHWESTERN, 11 a.m. CDT,
ESPN or ESPN2
Youngstown State at OHIO STATE, Noon EDT,
Big Ten Network
Coastal Carolina at PENN STATE, Noon EDT,
Big Ten Network
Akron at WISCONSIN, 11 a.m. CDT,
Big Ten Network
Utah at MICHIGAN, 3:30 p.m. EDT,
ABC
Northern Illinois at MINNESOTA, 6 p.m. CDT,
Big Ten Network
ILLINOIS vs. Missouri, 7:30 p.m. CDT,
ESPN
MICHIGAN STATE at California, 8 p.m. EDT,
ABC

September 6

Eastern Illinois at ILLINOIS, 11 a.m. CDT,
Big Ten Network
Florida International at IOWA, 11 a.m. CDT,
Big Ten Network
Miami (Ohio) at MICHIGAN, Noon EDT,
ESPN or ESPN2
Eastern Michigan at MICHIGAN STATE, Noon EDT,
Big Ten Network
Ohio at OHIO STATE, Noon EDT,
ESPN or ESPN2
Northern Colorado at PURDUE, Noon EDT,
Big Ten Network
Marshall at WISCONSIN, 11 a.m. CDT,
Big Ten Network
Oregon State at PENN STATE, 3:30 p.m. EDT,
ABC
Murray State at INDIANA, 7 p.m. EDT,
Big Ten Network
MINNESOTA at Bowling Green, 6:30 p.m. CDT,
ESPNU

September 13

Louisiana-Lafayette at ILLINOIS, 11 a.m. CDT,
Big Ten Network
Iowa State at IOWA, 11 a.m. CDT,
Big Ten Network
Florida Atlantic at MICHIGAN STATE, Noon EDT,
ESPN or ESPN2
Montana State at MINNESOTA, 11 a.m. CDT,
Big Ten Network
Southern Illinois at NORTHWESTERN, 11 a.m. CDT,
Big Ten Network
MICHIGAN at Notre Dame, 3:30 p.m. EDT,
NBC Sports
PENN STATE at Syracuse, 3:30 p.m. EDT,
ABC
Oregon at PURDUE, 3:30 p.m. EDT,
ABC
OHIO STATE at USC, 8 p.m. EDT,
ABC
WISCONSIN at Fresno State, 9:30 p.m. CDT,
ESPN2

September 20

Florida Atlantic at MINNESOTA, 11 a.m. CDT,
Big Ten Network
Ohio at NORTHWESTERN, 11 a.m. CDT,
Big Ten Network
Troy at OHIO STATE, Noon EDT,
Big Ten Network
Temple at PENN STATE, Noon EDT,
Big Ten Network
Central Michigan at PURDUE, Noon EDT,
Big Ten Network
Notre Dame at MICHIGAN STATE, 3:30 p.m. EDT,
ABC
Ball State at INDIANA, 7 p.m. EDT,
Big Ten Network

September 27

NORTHWESTERN at IOWA, 11 a.m. CDT,
ESPN, ESPN2 or Big Ten Network
PURDUE at Notre Dame, 3:30 p.m. EDT,
NBC Sports
ILLINOIS at PENN STATE, 8 p.m. EDT,
ABC, ESPN or ESPN2

October 4

IOWA at MICHIGAN STATE, Noon EDT,
ESPN, ESPN2 or Big Ten Network
ILLINOIS at MICHIGAN, 3:30 p.m. EDT,
ABC
OHIO STATE at WISCONSIN, 7 p.m. CDT,
ABC, ESPN or ESPN2

October 11

MINNESOTA at ILLINOIS, 11 a.m. CDT,
ESPN, ESPN2 or Big Ten Network
PENN STATE at WISCONSIN, 7 p.m. CDT,
ESPN or ESPN2

October 18

PURDUE at NORTHWESTERN, 11 a.m. CDT,
ESPN, ESPN2 or Big Ten Network
MICHIGAN at PENN STATE, 4:30 p.m. EDT,
ESPN or ESPN2
INDIANA at ILLINOIS, 7 p.m. CDT,
Big Ten Network

October 25

ILLINOIS at WISCONSIN, 11 a.m. CDT,
ESPN, ESPN2 or Big Ten Network
NORTHWESTERN at INDIANA, Noon EDT,
ESPN, ESPN2 or Big Ten Network
MINNESOTA at PURDUE, Noon EDT,
ESPN, ESPN2 or Big Ten Network
PENN STATE at OHIO STATE, 8 p.m. EDT,
ABC, ESPN or ESPN2

November 1

NORTHWESTERN at MINNESOTA, 11 a.m. CDT,
ESPN, ESPN2 or Big Ten Network

November 22

IOWA at MINNESOTA, 6 p.m. CDT,
Big Ten Network

BIG TEN FUTURE SCHEDULES

2009

September 26

ILLINOIS at OHIO STATE
INDIANA at MICHIGAN
IOWA at PENN STATE
MICHIGAN STATE at WISCONSIN
MINNESOTA at NORTHWESTERN

October 3

MICHIGAN at MICHIGAN STATE
NORTHWESTERN at PURDUE
OHIO STATE at INDIANA
PENN STATE at ILLINOIS
WISCONSIN at MINNESOTA

October 10

MICHIGAN at IOWA
MICHIGAN STATE at ILLINOIS
PURDUE at MINNESOTA
WISCONSIN at OHIO STATE

October 17

ILLINOIS at INDIANA
IOWA at WISCONSIN
MINNESOTA at PENN STATE
NORTHWESTERN at MICHIGAN STATE
OHIO STATE at PURDUE

October 24

ILLINOIS at PURDUE
INDIANA at NORTHWESTERN
IOWA at MICHIGAN STATE
MINNESOTA at OHIO STATE
PENN STATE at MICHIGAN

October 31

INDIANA at IOWA
MICHIGAN at ILLINOIS
MICHIGAN STATE at MINNESOTA
PENN STATE at NORTHWESTERN
PURDUE at WISCONSIN

November 7

ILLINOIS at MINNESOTA
NORTHWESTERN at IOWA
OHIO STATE at PENN STATE
PURDUE at MICHIGAN
WISCONSIN at INDIANA

November 14

INDIANA at PENN STATE
IOWA at OHIO STATE
MICHIGAN at WISCONSIN
MICHIGAN STATE at PURDUE
NORTHWESTERN at ILLINOIS

November 21

MINNESOTA at IOWA
OHIO STATE at MICHIGAN
PENN STATE at MICHIGAN STATE
PURDUE at INDIANA
WISCONSIN at NORTHWESTERN

2010

October 2

MICHIGAN at INDIANA
NORTHWESTERN at MINNESOTA
OHIO STATE at ILLINOIS
PENN STATE at IOWA
WISCONSIN at MICHIGAN STATE

October 9

ILLINOIS at PENN STATE
INDIANA at OHIO STATE
MICHIGAN STATE at MICHIGAN
MINNESOTA at WISCONSIN
PURDUE at NORTHWESTERN

October 16

ILLINOIS at MICHIGAN STATE
IOWA at MICHIGAN
MINNESOTA at PURDUE
OHIO STATE at WISCONSIN

October 23

INDIANA at ILLINOIS
MICHIGAN STATE at NORTHWESTERN
PENN STATE at MINNESOTA
PURDUE at OHIO STATE
WISCONSIN at IOWA

October 30

MICHIGAN at PENN STATE
MICHIGAN STATE at IOWA
NORTHWESTERN at INDIANA
OHIO STATE at MINNESOTA
PURDUE at ILLINOIS

November 6

ILLINOIS at MICHIGAN
IOWA at INDIANA
MINNESOTA at MICHIGAN STATE
NORTHWESTERN at PENN STATE
WISCONSIN at PURDUE

November 13

INDIANA at WISCONSIN
IOWA at NORTHWESTERN
MICHIGAN at PURDUE
MINNESOTA at ILLINOIS
PENN STATE at OHIO STATE

November 20

ILLINOIS at NORTHWESTERN
OHIO STATE at IOWA
PENN STATE at INDIANA
PURDUE at MICHIGAN STATE
WISCONSIN at MICHIGAN

November 27

INDIANA at PURDUE
IOWA at MINNESOTA
MICHIGAN at OHIO STATE
MICHIGAN STATE at PENN STATE
NORTHWESTERN at WISCONSIN

Subject to change

Subject to change

Total Sports Printing

Championship Service

MultiAd[®]
Sports

Before the fans find their seats
let **MultiAd[®] Sports** help you
find solutions to ALL your
sports marketing needs.

Trading Cards
Pocket Schedules
Media Guides
Programs
Yearbooks
Brochures
Newsletters
Team Photos
Calendars
Posters
Catalogs

800.348.6485

Brian Jeske, ext. 5142

Joe Dalfonso, ext. 5124

Ron Fauss, ext. 5438

1720 W. Detweiller Drive, Peoria, IL 61615

MultiAd[®]

One company. Many solutions.

www.multiad.com/sports



ILLINOIS FIGHTING ILLINI

HEAD COACH



Name: Ron Zook
Date of Birth: April 28, 1954
Hometown: Loudonville, Ohio
Education:
High School: Loudonville High School
Bachelor's Degree: Miami (Ohio), comprehensive science, 1976
Playing Experience:
 Defensive Back, Miami (Ohio), 1973-75
Coaching Experience:
 Orrville (Ohio) High School, 1976-77
 Defensive Backs Coach, Murray State, 1978-80
 Defensive Coordinator, Cincinnati, 1981-82

Defensive Coordinator, Kansas, 1983
 Defensive Backs Coach, Tennessee, 1984-86
 Defensive Coordinator/Asst. Head Coach, Virginia Tech, 1987
 Defensive Backs Coach, Ohio State, 1988-90
 Defensive Coordinator/Defensive Backs Coach, Florida, 1991-93
 Special Teams Coordinator/Nickelbackers Coach, Florida, 1994
 Assoc. Head Coach/Special Teams Coordinator/Nickelbackers/
 Strong Safeties, Florida, 1995
 Special Teams Coach, Pittsburgh (NFL), 1996-98
 Defensive Backs Coach, Kansas City (NFL), 1999
 Defensive Coordinator, New Orleans (NFL), 2000-01
 Head Coach, Florida, 2002-04
 Head Coach, Illinois, 2005-present

YEAR-BY-YEAR COLLEGIATE HEAD COACHING RECORD

Year	School	Overall Record	Big Ten Record	Bowl Played/ Result	Final AP Ranking
2002	Florida	8-5	—	Outback/L	—
2003	Florida	8-5	—	Outback/L	24th
2004	Florida	7-4	—	—*	—
2005	Illinois	2-9	0-8	—	—
2006	Illinois	2-10	1-7	—	—
2007	Illinois	9-4	6-2	Rose/L	20th
School Record		13-23	7-17	0-1	
Career Record		36-37	7-17	0-3	

* Did not coach in Peach Bowl

2007 RESULTS

9-4, 6-2 in Big Ten/T-2nd

Date	Score	Opponent	Attendance
Sept. 1	L, 34-40	vs. Missouri [1]	62,352
Sept. 8	W, 21-0	Western Illinois	48,301
Sept. 15	W, 41-20	at Syracuse	34,188
Sept. 22	W, 27-14	at Indiana	34,707
Sept. 29	W, 27-20	No. 21/19/19 Penn State	57,078
Oct. 6	W, 31-26	No. 5/5/5 Wisconsin	57,078
Oct. 13	L, 6-10	at Iowa	70,585
Oct. 20	L, 17-27	No. 24/-/25 Michigan	57,078
Oct. 27	W, 28-17	Ball State	55,578
Nov. 3	W, 44-17	at Minnesota	46,604
Nov. 10	W, 28-21	at No. 1/1/1 Ohio State	105,453
Nov. 17	W, 41-22	Northwestern	54,116
Jan. 1	L, 17-49	vs. No. 6/6/5 USC Rose Bowl	93,923

[1] at St. Louis, Mo.

Note: Rankings as of game date

DEPTH CHART

OFFENSE

POS	First Team	Second Team
QB	JUICE WILLIAMS	Eddie McGee
RB	Daniel Dufrene	Troy Pollard
FB	Rahkeem Smith	Darius Purcell
WR	ARRELIOUS BENN	Chris James
WR	JEFF CUMBERLAND	Chris Duvall
TE	MICHAEL HOOMANAWANUI	Tom Sullivan
LT	XAVIER FULTON	Craig Wilson
LG	Randall Hunt	Jack Cornell
C	RYAN McDONALD	Eric Block
RG	JON ASAMOAH	Jeff Allen
RT	Ryan Palmer	Graham Pocic

DEFENSE

POS	First Team	Second Team
DE	WILL DAVIS	DOUG PILCHER
DT	Sirod Williams	Josh Brent
DT	DAVID LINDQUIST	Darryle Ballew
DE	DEREK WALKER	Antonio James
LB	Rodney Pittman	Ian Thomas
LB	BRIT MILLER	Sam Carson
LB	Martez Wilson	Dustin Jefferson
CB	VONTAE DAVIS	Antonio Gully
FS	Nate Bussey	Bo Flowers
SS	Travon Bellamy	Garrett Edwards
CB	DERE HICKS	Miami Thomas

SPECIALISTS

POS	First Team	Second Team
PK	Derek Dimke	Matt Brandabur
P	ANTHONY SANTELLA	Jared Bosch
KR	ARRELIOUS BENN	Chris Duvall
PR	Arrelious Benn	Chris Duvall
LS	Tad Keely	
H	Jared Bosch	

Returning Starters in ALL CAPS

2008 SCHEDULE

Date	Opponent
Aug. 30.....	vs. Missouri [1]
Sept. 6.....	EASTERN ILLINOIS
Sept. 13.....	LOUISIANA-LAFAYETTE
Sept. 27.....	at Penn State
Oct. 4.....	at Michigan
Oct. 11.....	MINNESOTA
Oct. 18.....	INDIANA
Oct. 25.....	at Wisconsin
Nov. 1.....	IOWA
Nov. 8.....	vs. Western Michigan [2]
Nov. 15.....	OHIO STATE
Nov. 22.....	at Northwestern

[1] at St. Louis, Mo.

[2] at Detroit, Mich.

Home games in ALL CAPS



ILLINOIS ROSTER

No.	Name	Pos.	Ht.	Wt.	Yr.	Hometown (Previous School)
71	Allen, Jeff	OL	6-4	326	Fr.	Chicago, Ill. (King)
14	Anderson, Sean	QB	6-4	185	r-Fr.	Tinley Park, Ill. (Andrew)
52	Asamoah, Jon	OL	6-5	309	Jr.	Park Forest, Ill. (Rich East)
98	Ballew, Daryle	DL	6-1	313	r-Fr.	Cincinnati, Ohio (Withrow)
31	Bellamy, Travon	DB	6-0	207	So.	Greenbelt, Md. (Eleanor Roosevelt)
9	Benn, Arrelious	WR	6-2	214	So.	Washington, D.C. (Dunbar)
62	Block, Eric	OL	6-3	292	Sr.	New Orleans, La. (Jesuit)
36	Bosch, Jared	P	6-1	200	So.	Mahomet, Ill. (Mahomet-Seymour)
38	Brandabur, Matt	PK	6-0	220	So.	Middletown, Ohio (Middletown)
92	Brent, Josh	DL	6-2	325	So.	Bloomington, Ill. (Central Catholic)
99	Brown, Jerry	DL	6-4	251	So.	St. Louis, Mo. (Vashon)
33	Burgess, Mark	RB	5-9	184	r-Fr.	Philo, Ill. (Tolono Unity)
18	Bussey, Nate	DB	6-2	210	So.	Washington, D.C. (Dunbar)
43	Carson III, Sam	LB	6-1	249	Sr.	Woodridge, Ill. (Downers Grove South)
12	Charest, Jacob	QB	6-4	200	Fr.	Matthews, N.C. (Butler)
35	Cklamovski, Michael	PK	6-4	261	Jr.	Willow Springs, Ill. (Lyons Township)
73	Cornell, Jack	OL	6-5	329	r-Fr.	Quincy, Ill. (Quincy Notre Dame)
17	Cumberland, Jeff	WR	6-5	247	Jr.	Columbus, Ohio (Brookhaven)
40	Davis, London	TE	6-4	255	Fr.	Cahokia, Ill. (Cahokia)
1	Davis, Vontae	DB	6-0	204	Jr.	Washington, D.C. (Dunbar)
81	Davis, Will	DL	6-3	268	Sr.	Greenbelt, Md. (Eleanor Roosevelt)
19	Dimke, Derek	PK	6-0	175	Fr.	Rockford, Ill. (Rockford Boylan)
22	Dufrene, Daniel	WR	5-11	201	Jr.	Ft. Lauderdale, Fla. (Stranahan/Coll. of the Sequoias)
15	Duvalt, Chris	RB	5-11	175	Jr.	Lakeland, Fla. (Lake Gibson)
23	Eastman, Jack	WR	6-1	189	Jr.	Naperville, Ill. (Joliet Catholic)
20	Edwards, Garrett	DB	6-2	205	So.	Downers Grove, Ill. (Downers Grove North)
84	Eller, Matt	PK	6-1	201	r-Fr.	Jacksonville, Fla. (Bishop Kenny)
42	Ellington, Russell	LB	6-2	203	Fr.	Homewood, Ill. (Homewood-Flossmoor)
72	Ellis, Reggie	DL	6-2	286	Fr.	Washington, D.C. (Dunbar)
11	Fayson, Jarred	WR	6-0	209	Jr.	Tampa, Fla. (Hillsborough/University of Florida)
24	Flowers, Bo	DB	6-2	218	So.	Melrose Park, Ill. (Walther Lutheran)
32	Ford, Jason	RB	6-0	209	Fr.	Belleville, Ill. (Althoff)
47	Foster, Glenn	DL	6-4	223	Fr.	Chicago, Ill. (Mt. Carmel)
36	Frierson, Evan	LB	6-2	217	Fr.	Washington, D.C. (H.D. Woodson)
68	Fulton, Xavier	OL	6-5	295	Sr.	Flossmoor, Ill. (Homewood-Flossmoor)
26	Gamble, Brian	WR	6-0	197	So.	Massillon, Ohio (Washington)
57	Garry, Mike	OL	6-6	289	r-Fr.	Batavia, Ill. (Batavia)
39	Gillen, Conor	LB	6-2	233	Jr.	Glen Ellyn, Ill. (Glenbard West)
83	Graham, Hubie	TE	6-4	240	Fr.	Scranton, Pa. (West Scranton)
27	Gully, Antonio	DB	6-1	193	So.	St. Louis, Mo. (Cardinal Ritter)
23	Hardeman, Donsay	DB	6-2	220	Jr.	Jacksonville, Fla. (Raines/Georgia Military College)
22	Harveger, Andrew	DB	6-1	209	So.	Freeport, Ill. (Aquino Catholic)
88	Hicks, Dere	DB	5-10	179	Jr.	Roanoke, Va. (William Fleming/Valley Forge)
16	Hoomanawanui, Michael	TE	6-5	265	Jr.	Bloomington, Ill. (Central Catholic)
66	Hunt, Randall	OL	6-6	303	So.	Hightstown, N.J. (Hightstown/Valley Forge)
55	Jackson, Anterio	DL	6-2	270	So.	Chicago, Ill. (Fenger)
85	Jackson, C.J.	TE	6-8	279	Jr.	Buena Vista, Ga. (Tri-County)
75	Jackson, Mark	OL	6-5	302	r-Fr.	Columbus, Ohio (Brookhaven/Harmony Prep)
90	James, Antonio	DL	6-5	255	Jr.	Massillon, Ohio (Washington)
6	James, Chris	WR	6-0	188	So.	Chicago, Ill. (Morgan Park)
53	Jefferson, Dustin	LB	6-0	230	So.	Kankakee, Ill. (Kankakee)
8	Jenkins, A.J.	WR	6-0	175	Fr.	Jacksonville, Fla. (Terry Parker)
74	Jordan, Brandon	OL	6-5	318	So.	Merrillville, Ind. (Merrillville)
13	Judson, Will	WR	5-8	163	Sr.	Riverdale, Ga. (Sandy Creek/Florida A&M)
59	Keely, Tad	LS	6-1	220	So.	Oswego, Ill. (Oswego)
5	LeShoure, Mikel	RB	6-0	240	Fr.	Champaign, Ill. (Centennial)
70	Lewis, Corey	OL	6-6	278	Fr.	Cresco, Pa. (East Stroudsburg South)
94	Lindquist, David	DL	6-3	288	Sr.	Highland Park, Ill. (Highland Park)
96	Liuget, Cory	DL	6-3	260	Fr.	Hialeah, Fla. (Hialeah)
30	Locksley, Jr. Mike	DB	5-11	205	r-Fr.	Champaign, Ill. (Centennial)
86	McGlendon, Greg	WR	6-2	235	Sr.	Columbus, Ga. (Carver)
93	McGray, D'Angelo	DL	6-4	333	r-Fr.	Jacksonville, Fla. (Andrew Jackson)
60	McDonald, Ryan	OL	6-5	296	Sr.	Holland, Mich. (West Ottawa)
10	McGee, Eddie	QB	6-4	200	So.	Washington, D.C. (H.D. Woodson)
88	McGoey, Jason	WR	6-0	195	r-Fr.	Wheaton, Ill. (Wheaton Warrenville South)
85	Mercilus, Whitney	DL	6-3	242	Fr.	Akron, Ohio (Garfield)
44	Miller, Brit	LB	6-1	252	Sr.	Decatur, Ill. (Eisenhower)
65	Nabolotny, Mike	TE	6-5	281	Sr.	Glenview, Ill. (Glenbrook South)
13	Nixon, Patrick	DB	5-10	180	Fr.	Jacksonville, Fla. (Middleburg)
97	Nurse, Clay	DL	6-3	263	So.	Beltsville, Md. (High Point)
51	Onyegbule, Wisdom	DL	6-3	245	r-Fr.	Bolingbrook, Ill. (Bolingbrook)
49	Pacha, Tyler	RB	5-10	200	Sr.	Fairfield, Iowa (Fairfield/Ellsworth JC)
48	Palmer, Nate	LB	6-3	228	Fr.	Chicago, Ill. (Simeon)
78	Palmer, Ryan	OL	6-7	300	So.	Canton, Ohio (Glen Oak)
95	Pilcher, Doug	DL	6-5	266	Jr.	Hinsdale, Ill. (Hinsdale Central)
45	Pittman, Rodney	LB	6-2	242	Sr.	Fort Washington, Md. (Friendly)
76	Pocic, Graham	OL	6-7	316	Fr.	Lemont, Ill. (Lemont)
29	Pollard, Troy	RB	5-8	180	r-Fr.	Jacksonville, Ill. (Andrew Jackson)
35	Purcell, Darius	DB	5-10	219	r-Fr.	Chicago, Ill. (Hubbard)
19	Ramsey, Jack	WR	5-11	182	Fr.	Chicago, Ill. (Simeon)
80	Reavy, Alex	WR	6-2	195	So.	Springfield, Ill. (Sacred Heart Griffin)
61	Sands, Tyler	OL	6-5	290	Fr.	Boyetown, Pa. (Boyetown Area Senior)
33	Sanni, Suppo	DB	6-3	197	Fr.	Homewood, Ill. (Homewood-Flossmoor)
87	Santella, Anthony	P	6-2	190	So.	Wauconda, Ill. (Wauconda/University of Utah)
4	Scott, Cordale	WR	6-3	200	Fr.	Cleveland, Ohio (Glenville Academic)
69	Sedlacek, Ryan	OL	6-4	292	Fr.	Westport, Conn. (Staples)
30	Smith, Rahkeem	RB	6-1	255	Jr.	Lombard, Ill. (Willowbrook/Hargrave Prep)
54	Staples, Justin	LB	6-4	215	Fr.	Lakewood, Ohio (St. Edward)
10	Stunkard, Cody	DB	5-11	200	So.	Philo, Ill. (Unity)
89	Sullivan, Tom	TE	6-4	234	Jr.	Tinley Park, Ill. (Marist)
82	Sykes, Fred	WR	6-0	176	Fr.	Tampa, Fla. (Chamberlain)
38	Thomas, Ian	LB	6-0	223	r-Fr.	Berwyn Heights, Md. (DeMatha)
14	Thomas, Miami	DB	5-11	176	So.	Chicago, Ill. (Morgan Park)
49	Uzodinma, Ugochukwu	DL	6-4	240	Fr.	Washington, D.C. (Dunbar)
91	Walker, Derek	DL	6-4	270	Sr.	Glenade Heights, Ill. (Glenbard East)
58	Whalen, Bryson	DL	6-4	257	Jr.	Freeport, Ill. (Aquino Catholic)
3	Wilkins, Marques	WR	6-0	191	Jr.	Decatur, Ill. (MacArthur)
25	Williams, Ashante	DB	5-10	197	Fr.	Mayfield, Ohio (Mayfield)
7	Williams, Juice	QB	6-2	233	Jr.	Chicago, Ill. (Chicago Vocational)
56	Williams, Sirod	DL	6-0	292	Sr.	Garfield Heights, Ohio (Garfield Heights)
79	Wilson, Craig	OL	6-5	317	r-Fr.	Harvey, Ill. (Thornton Township/Hargrave Military)
2	Wilson, Martez	LB	6-4	246	So.	Chicago, Ill. (Simeon)
3	Wilson, Tavon	DB	6-0	179	Fr.	Washington, D.C. (H.D. Woodson)
37	Yelton, Kyle	P	6-0	195	Jr.	Chesterton, Ind. (Chesterton)

r — redshirt

QUICK FACTS

UNIVERSITY FACTS

Location: Urbana-Champaign, Ill.
Population: 100,000
Founded: 1867
Joined Big Ten: 1896 (charter member)
First Year of Big Ten Football: 1896
Enrollment: 41,398
Nickname: Fighting Illini
Colors: Orange and Blue
Marching Band: Marching Illini
Chancellor: Richard Herman
Director of Athletics: Ron Guenther
Senior Woman Administrator: Susan Young
Faculty Representatives: Nancy Sottos, Matthew B. Wheeler
Sports Information Director: Kent Brown
Football SID: Cassie Arner
Football SID Office Phone: 217-244-3886
Football SID Cell Phone: 217-390-6564
Football SID Fax: 217-333-5540
Football SID Email: arner@uiuc.edu
Press Box Phone: 217-333-1227
Ticket Office Phone: 866-ILLINI-1
Website: www.fightingillini.com

TEAM FACTS

Head Coach: Ron Zook (Miami [Ohio], 1976), 4th year
Assistant Coaches:
 Reggie Mitchell (Asst. Head Coach/Running Backs/Recruiting Coordinator)
 Mike Locksley (Offensive Coordinator/Quarterbacks)
 Dan Disch (Co-Defensive Coordinator/Linebackers)
 Curt Mallory (Co-Defensive Coordinator/Defensive Secondary)
 Kurt Beathard (Outside Receivers)
 Jim Pry (Inside Receivers)
 Tom Sims (Defensive Line)
 Eric Wolford (Run-Game Coordinator/Offensive Line)
 Mike Woodford (Special Teams Coordinator)

Offensive Formation: Multiple
Defensive Formation: Multiple Eight-Man Front
Total No. of Starters Returning: 13

Offense: 6
Defense: 6
Special Teams: 1

Total No. of Starters Lost: 11
Offense: 5
Defense: 5
Special Teams: 1

Total No. of Letterwinners Returning: 44
Offense: 21
Defense: 21
Special Teams: 2

Total No. of Letterwinners Lost: 24
Offense: 12
Defense: 10
Special Teams: 2

2007 Overall Record: 9-4
2007 Big Ten Record/Finish: 6-2/T-2nd

2007 Overall Record: 9-4
2007 Big Ten Record/Finish: 6-2/T-2nd

TEAM HISTORY

First Year of Football: 1890
All-Time Record (Years): 558-506-51 (118)
All-Time Big Ten Record (Years): 322-363-32 (112)
Number of Big Ten Championships (Last): 15 (2001)
All-Time Bowl Record: 6-9
Number of National Championships (Years): 4 (1914, 1919, 1923, 1927)
Consensus All-America Selections: 24
First Team All-Big Ten Selections: 162

STADIUM INFORMATION

Name: Memorial Stadium
Capacity: 65,000
Surface: FieldTurf
Largest Crowd/Opponent/Year: 78,297 vs. Missouri, 1984
Team Record at Home Stadium: 235-201-14

2008 TEAM CAPSULES

2007 REVIEW

RECORDS AND HONORS



INDIANA HOOSIERS

HEAD COACH



Name: Bill Lynch
Date of Birth: June 12, 1954
Hometown: Indianapolis, Ind.
Education:
High School: Bishop Chatard High School
Bachelor's Degree: Butler, education, 1977
Master's Degree: Butler, education, 1979
Playing Experience:
 Quarterback, Butler, 1972-76
Coaching Experience:
 Offensive Coordinator, Butler, 1977-83

Offensive Coordinator, Northern Illinois, 1984
 Quarterbacks Coach, Orlando Renegades (USFL), 1984
 Head Coach, Butler, 1985-89
 Offensive Coordinator/Quarterbacks Coach, Ball State, 1990-92
 Quarterbacks Coach, Indiana, 1993-94
 Head Coach, Ball State, 1995-02
 Head Coach, DePauw, 2004
 Assistant Head Coach/Offensive Coordinator/Tight Ends Coach, Indiana, 2005-06
 Head Coach, Indiana, 2007-present

YEAR-BY-YEAR COLLEGIATE HEAD COACHING RECORD

Year	School	Overall Record	Big Ten Record	Bowl Played/ Result	Final AP Ranking
1985	Butler	8-2	—	—	—
1986	Butler	5-5	—	—	—
1987	Butler	8-1-1	—	—	—
1988	Butler	8-2-1	—	—	—
1989	Butler	7-2-1	—	—	—
1995	Ball State	7-4	—	—	—
1996	Ball State	8-4	—	Las Vegas/L	—
1997	Ball State	5-6	—	—	—
1998	Ball State	1-10	—	—	—
1999	Ball State	0-11	—	—	—
2000	Ball State	5-6	—	—	—
2001	Ball State	5-6	—	—	—
2002	Ball State	6-6	—	—	—
2004	DePauw	8-2	—	—	—
2007	Indiana	7-6	3-5	Insight/L	—
School Record		7-6	3-5	0-1	—
Career Record		88-73-3	3-5	0-2	—

2007 RESULTS

7-6, 3-5 in Big Ten/T-7th

Date	Score	Opponent	Attendance
Sept. 1	W, 55-7	Indiana State	34,715
Sept. 8	W, 37-27	at Western Michigan	32,129
Sept. 15	W, 41-24	Akron	31,196
Sept. 22	L, 14-27	Illinois	34,707
Sept. 29	W, 38-20	at Iowa	70,585
Oct. 6	W, 40-20	Minnesota	32,009
Oct. 13	L, 27-52	at Michigan State	73,449
Oct. 20	L, 31-36	Penn State	41,251
Oct. 27	L, 3-33	at No. -/25/-Wisconsin	81,324
Nov. 3	W, 38-20	Ball State	34,406
Nov. 10	L, 28-31	at Northwestern	20,466
Nov. 17	W, 27-24	Purdue	50,741
Dec. 31	L, 33-49	vs. Oklahoma State	48,892
		Insight Bowl	

Note: Rankings as of game date

DEPTH CHART

OFFENSE

POS	First Team	Second Team
QB	KELLEN LEWIS	Ben Chappell
RB	MARCUS THIGPEN	Bryan Payton <i>or</i> Demetrius McCray
WR	RAY FISHER	Brandon Walker-Roby
WR	ANDREW MEANS	Matt Ernest
WR	Terrance Turner	Chris Banks
TE	Brian Zematis	Max Dedmond
LT	RODGER SAFFOLD	Andrew McDonald
LG	PETE SAXON	Jarrod Smith
C	Alex Perry	Dan Rutigliano
RG	Cody Faulkner	Kenny Love
RT	Mike Stark	Dennis Zeigler

DEFENSE

POS	First Team	Second Team
LE	JAMMIE KIRLEW	Ryan Marando
LT	Deonte Mack	Kevin Burrus
RT	GREG BROWN	Keith Burrus
RE	GREG MIDDLETON	Fred Jones
LB	WILL PATTERSON	Justin Carrington
LB	Matt Mayberry	Tyler Replogle
LB	GENO JOHNSON	Darius Johnson
CB	Christopher Phillips	Richard Council
FS	NICK POLK	Joe Kleinsmith
SS	AUSTIN THOMAS	Brandon Mosley
CB	Donnell Jones	Bruce Hampton

SPECIALISTS

POS	First Team	Second Team
PK	AUSTIN STARR	Nick Ford
P	Chris Hagerup	Charlie Klingensmith
KR	MARCUS THIGPEN	Demetrius McCray
PR	Ray Fisher	Nick Polk
LS	Brandon Bugg	Jeff Sanders
H	DUSTIN HASS	Mitchell Evans

Returning starters in ALL CAPS

2008 SCHEDULE

Date	Opponent
Aug. 30	WESTERN KENTUCKY
Sept. 6	MURRAY STATE
Sept. 20	BALL STATE
Sept. 27	MICHIGAN STATE
Oct. 4	at Minnesota
Oct. 11	IOWA
Oct. 18	at Illinois
Oct. 25	NORTHWESTERN
Nov. 1	CENTRAL MICHIGAN
Nov. 8	WISCONSIN
Nov. 15	at Penn State
Nov. 22	at Purdue

Home games in ALL CAPS



INDIANA ROSTER

No.	Name	Pos.	Ht.	Wt.	Yr.	Hometown (Previous School)
9	Adetona, Tyler	WR	6-1	200	Fr.	Gainesville, Ga. (Gainesville)
29	Adkins, Chris	CB	6-1	185	r-Fr.	Indianapolis, Ind. (Warren Central)
61	Ahlfeld, Chris	OL	6-2	245	Fr.	Indianapolis, Ind. (North Central)
27	Anderson, Devin	DB	5-11	190	Fr.	Fort Wayne, Ind. (Elmhurst)
80	Banks, Chris	WR	6-2	180	Jr.	Alliance, Ohio (Alliance)
99	Bass, Emile	DL	6-3	297	Jr.	Detroit, Mich. (Sterling Heights)
48	Beckum, Leon	LB	5-10	208	r-Fr.	Bloomington, Ind. (North)
88	Belcher, DaMarlo	WR	6-5	210	Fr.	Fort Wayne, Ind. (North Side)
50	Black, Jr., Larry	DT	6-2	285	Fr.	Cincinnati, Ohio (Wyoming)
94	Boone, Fabiene	DL	6-4	248	Jr.	Evansville, Ind. (Bossé)
91	Boyd, Jeff	DT	6-3	306	r-Fr.	Indianapolis, Ind. (Warren Central)
73	Brewer, James	OL	6-8	340	So.	Indianapolis, Ind. (Arlington)
62	Brown, Greg	DT	6-2	300	Sr.	Centerville, Ohio (Centerville)
53	Bugg, Brandon	LS	6-0	250	Jr.	Mishawaka, Ind. (Penn)
21	Burgess, Trea	RB	6-1	218	So.	Jeffersonville, Ind. (Jeffersonville)
31	Burks, Aaron	WR	5-11	178	So.	Phoenix, Ariz. (Desert Vista)
23	Burks, Adrian	CB	6-0	177	So.	Phoenix, Ariz. (Desert Vista)
97	Burris, Keith	DT	6-3	285	Jr.	Indianapolis, Ind. (Coffeyville [Kan.] CC)
98	Burris, Kevin	DT	6-2	312	Jr.	Indianapolis, Ind. (Coffeyville [Kan.] CC)
45	Bustamante, Armando	WR	5-8	185	Fr.	Fort Wayne, Ind. (Concordia Lutheran)
21	Calhoun, Rayshun	S	5-10	215	Sr.	Atlanta, Ga. (Douglass)
25	Carrington, Justin	LB	6-0	220	Jr.	Leesburg, Va. (Liberty)
4	Chappell, Ben	QB	6-3	232	So.	Bloomington, Ind. (South)
45	Conwell, Dane	LB	6-0	228	Fr.	Upper St. Clair, Pa. (Upper St. Clair)
6	Council, Richard	CB	6-1	188	So.	Carrollton, Texas (Newman Smith)
38	Covington, Shane	RB	6-1	185	Fr.	Milwaukee, Wis. (Riverside University)
10	Crevey, Connor	QB	6-2	190	Fr.	Mishawaka, Ind. (Marian)
65	Damisch, Marc	OL	6-6	280	Fr.	Arlington Heights, Ill. (Buffalo Grove)
41	Dedmond, Max	TE	6-5	240	r-Fr.	Evansville, Ind. (Evansville Central)
31	Dietrick, Kyle	DB	6-2	185	Fr.	Indianapolis, Ind. (Bishop Chatard)
83	Donnell, Taylor	TE	6-5	241	Jr.	Indianapolis, Ind. (Roncalli)
81	Doss, Tandon	WR	6-3	185	Fr.	Indianapolis, Ind. (Ben Davis)
30	Drane, Jarrell	S	6-2	186	r-Fr.	Plantation, Fla. (Plantation)
84	Ernest, Matt	WR	6-2	187	r-Fr.	Crown Point, Ind. (Crown Point)
5	Evans, Mitchell	QB/S	6-3	210	So.	West Milton, Ohio (Milton Union)
79	Faulkner, Cody	OL	6-5	315	So.	Cicero, Ind. (Hamilton Heights)
7	Fisher, Ray	WR	5-9	172	Jr.	Cleveland, Ohio (Glenville)
14	Follett, Adam	QB	6-4	200	Fr.	Caledonia, Mich. (Alma)
91	Ford, Nick	K	5-9	205	So.	LaPorte, Ind. (LaPorte)
74	Hager, Josh	OL	6-9	280	Fr.	Florisant, Mo. (McCluer North)
12	Hagerup, Chris	P/OB	6-5	207	Fr.	Whitefish Bay, Wis. (Whitefish Bay)
17	Hampton, Bruce	CB	5-10	195	Jr.	University Heights, Ohio (Cleveland Heights)
8	Hass, Dustin	QB	6-1	222	Sr.	Oconto, Wis. (Oconto)
39	Hunt, Alex	RB	6-0	205	Fr.	Duluth, Ga. (Buford)
44	Johnson, Darius	LB	6-0	245	r-Fr.	Detroit, Mich. (Highland Park)
56	Johnson, Geno	LB	6-2	228	Sr.	Bartow, Fla. (Bartow Senior)
10	Jones, Donnell	CB	5-10	205	r-Fr.	St. Petersburg, Fla. (Lakewood)
93	Jones, Fred	DE	6-4	265	r-Fr.	Tyrone, Ga. (Sandy Creek)
16	Kiel, Brandon	QB	6-3	185	Fr.	Fishers, Ind. (Hamilton Southeastern)
57	Kirlew, Jammie	DE	6-3	266	Jr.	Orlando, Fla. (Cypress Creek)
33	Kleinsmith, Joe	S	5-11	195	Sr.	Cleveland, Ohio (Lakewood St. Edward)
30	Klingsmith, Charlie	K/P	6-0	170	Jr.	Carmel, Ind. (Carmel)
34	Kocal, Jake	WR	5-10	180	Jr.	Valparaiso, Ind. (Andrean)
96	Kozak, Kyle	DE	6-4	236	Fr.	Columbus, Ohio (Hargrave [Va.] Military Academy)
40	Kurz, Matt	S	5-11	191	Jr.	Glenview, Ill. (Glenbrook South)
22	LaGrone, Andre	DB	6-0	187	r-Fr.	Fort Wayne, Ind. (South Side)
93	Lambeck, Kyle	P	6-3	211	So.	Santa Claus, Ind. (Heritage Hills)
15	Lewis, Kellen	QB	6-1	185	Jr.	Jacksonville, Fla. (Mandarin)
77	Love, Kenny	OL	6-3	307	Fr.	Pennington, N.J. (Pennington Prep)
85	Love III, Charles	WR	6-2	200	Fr.	Memphis, Tenn. (Trezevant)
54	Lukaszewski, Jamie	LB	5-9	201	So.	Mishawaka, Ind. (Mishawaka)
55	Mack, Deonte	DT	6-3	282	So.	Elkhart, Ind. (Elkhart Central)
23	Major-Winston, Shawan	RB	5-10	205	r-Fr.	South Bend, Ind. (John Adams)
35	Marando, Ryan	DE	6-2	251	Sr.	Lakewood, Ohio (Lakewood St. Edward)
86	Martin, Brad	TE	6-4	255	So.	Marion, Ohio (Marion Pleasant)
60	Matte, Will	OL	6-2	270	Fr.	Wheaton, Ill. (Warrenville South)
43	Mayberry, Matt	LB	6-2	236	Jr.	Darien, Ill. (Hinsdale South)
22	McCray, Demetrius	RB	5-11	200	Jr.	Brandon, Fla. (Armwood)
72	McDonald, Andrew	OL	6-5	280	r-Fr.	Indianapolis, Ind. (Warren Central)
39	McGhee, Brandon	LB	6-1	236	r-Fr.	Jeffersonville, Ind. (Jeffersonville)
13	Means, Andrew	WR	6-0	215	Jr.	Avon Lake, Ohio (Avon Lake)
69	Mentzer, Mick	DT	6-4	290	Fr.	Fort Wayne, Ind. (Bishop Dwenger)
92	Middleton, Greg	DE	6-3	275	Jr.	Indianapolis, Ind. (Pike)
26	Mosley, Brandon	S	5-8	204	Sr.	Merrillville, Ind. (Merrillville)
63	Owens, Milton	OL	6-2	300	r-Fr.	Gary, Ind. (Harmony Community School)
70	Pagan, Justin	OL	6-5	290	Fr.	Chicago, Ill. (St. Patrick)
34	Patterson, Will	LB	6-1	235	Jr.	Indianapolis, Ind. (Lawrence North)
27	Payton, Bryan	RB	5-9	205	Jr.	Fort Wayne, Ind. (Fork Union [Va.] Military Academy)
71	Perry, Alex	C	6-7	292	So.	Morris, Ill. (Morris Community)
16	Phillips, Christopher	CB	6-0	195	Sr.	Atlanta, Ga. (Booker T. Washington)
8	Polk, Nick	S/WR	6-0	215	Jr.	Milwaukee, Wis. (Vincent)
49	Price, Isaac	DL	6-2	250	Sr.	Southfield, Mich. (Southfield)
47	Reeves, Ian	LB	6-0	245	r-Fr.	Ferndale, Mich. (Ferndale)
59	Reiter, Mike	OL	6-2	300	Jr.	Chesterfield, Mo. (Parkway Central)
46	Replogle, Tyler	LB	6-2	235	So.	Centerville, Ohio (Centerville)
67	Rutigliano, Dan	OL	6-3	300	r-Fr.	Indianapolis, Ind. (Cathedral)
76	Saffold, Rodger	OT	6-5	306	Jr.	Bedford, Ohio (Bedford)
95	Sanders, Jeff	TE	6-4	245	So.	Springfield, Ill. (Sacred Heart-Griffin)
64	Saxon, Pete	OL	6-6	320	Jr.	Plain City, Ohio (Jonathan Alder)
17	Schell, Teddy	QB	6-5	218	r-Fr.	Barrington, Ill. (Barrington)
42	Scott, Kyler	K/P	5-9	165	Fr.	Culver, Ind. (Culver Military Academy)
42	Sherer, Chad	DL	6-0	205	Fr.	Cicero, Ind. (Hamilton Heights)
75	Sliger, Nicholas	LB	6-3	275	Fr.	Cicero, Ind. (Hamilton Southeastern)
24	Smith, Cortez	RB	5-11	190	Fr.	Detroit, Mich. (Cass Technical)
52	Smith, Jarrod	OL	6-4	300	So.	Fairborn, Ohio (Fairborn)
36	St. Fort, Peter	S	6-0	180	Fr.	Naples, Fla. (Golden Gate)
68	Stark, Mike	OT	6-7	292	So.	Platteville, Wis. (Platteville)
18	Starr, Austin	K	6-3	204	Sr.	Logansport, Ind. (Logansport)
37	Taylor, Collin	WR	6-0	198	Jr.	Carmel, Ind. (Carmel)
2	Thigpen, Marcus	RB	5-9	199	Sr.	Detroit, Mich. (Mumfords)
90	Thomas, Austin	S	6-2	200	Jr.	Woodstock, Ga. (Sequoyah)
90	Thomas, Eric	DT	6-4	265	r-Fr.	Cleveland, Ohio (Glenville)
51	Thomas, Terrance	DL	6-1	256	So.	Detroit, Mich. (St. Martin De Porres)
58	Thompson, A.J.	OL	6-2	318	Fr.	Lakeland, Fla. (Kathleen)
1	Turner, Terrance	WR	6-3	200	So.	Auburn Hills, Mich. (West Bloomfield)
87	Wagner, Troy	TE	6-5	255	Jr.	O'Fallon, Ill. (O'Fallon Township)
3	Walker, Zach	RB	5-8	185	r-Fr.	Plantation, Fla. (Plantation)
19	Walker-Roby, Brandon	WR	5-11	195	Sr.	Indianapolis, Ind. (North Central)
4	Williams, Jerry	LB	5-9	230	Sr.	Merrillville, Ind. (Merrillville)
28	Willis, Darius	RB	6-0	220	Fr.	Indianapolis, Ind. (Franklin Central)
95	Wolf, Arik	DL	6-3	235	Sr.	Lawrenceburg, Ind. (East Central)
78	Zeigler, Dennis	OL	6-7	350	r-Fr.	Indianapolis, Ind. (Pike)
89	Zematis, Brian	TE	6-3	255	Jr.	Bloomfield Hills, Mich. (Andover)

r — redshirt

QUICK FACTS

UNIVERSITY FACTS

Location: Bloomington, Ind.
Population: 60,000
Founded: 1820
Joined Big Ten: 1899
First Year of Big Ten Football: 1900
Enrollment: 38,247
Nickname: Hoosiers
Colors: Cream and Crimson
Marching Band: Marching 100
President: Michael McRobbie
Director of Athletics: Rick Greenspan
Senior Woman Administrator: Grace Calhoun
Faculty Representative: Bruce Jaffee
Media Relations Director: J.D. Campbell
Football SID: Jeff Keag
Football SID Office Phone: 812-855-6209
Football SID Cell Phone: 812-219-2925
Football SID Fax: 812-855-9401
Football SID Email: jkeag@indiana.edu
Press Box Phone: 812-855-2754
Ticket Office Phone: 866-IUSPORTS
Website: IUHoosiers.com

TEAM FACTS

Head Coach: Bill Lynch (Butler, 1977), 2nd year

Assistant Coaches:

Matt Canada (Offensive Coordinator/Quarterbacks)
 Kyle Conner (Tight Ends)
 Brian George (Co-Defensive Coordinator/Defensive Line)
 Bobby Johnson (Offensive Line/Running Game Coordinator)
 Billy Lynch (Wide Receivers)
 Joe Palcic (Co-Defensive Coordinator/Cornerbacks)
 George Ricumstrick (Linebackers/Special Teams Co-Coordinator)
 Dennis Springer (Running Backs/Special Teams Co-Coordinator)
 Mike Yeager (Safeties/Recruiting Coordinator)

Offensive Formation: Multiple

Defensive Formation: 4-3

Total No. of Starters Returning: 14

Offense: 6

Defense: 7

Special Teams: 1

Total No. of Starters Lost: 10

Offense: 5

Defense: 4

Special Teams: 1

Total No. of Letterwinners Returning: 51

Offense: 23

Defense: 26

Special Teams: 2

Total No. of Letterwinners Lost: 19

Offense: 10

Defense: 6

Special Teams: 3

2007 Overall Record: 7-6

2007 Big Ten Record/Finish: 3-5/T-7th

TEAM HISTORY

First Year of Football: 1885

All-Time Record (Years): 431-584-43 (120)

All-Time Big Ten Record (Years): 185-429 (108)

Number of Big Ten Championships (Last): 2 (1967)

All-Time Bowl Record: 3-6

Number of National Championships (Years): None

Consensus All-America Selections: 6

First Team All-Big Ten Selections: 92

STADIUM INFORMATION

Name: Memorial Stadium

Capacity: 49,225

Surface: FieldTurf

Largest Crowd/Opponent/Year: 56,223 vs. Purdue, 1969

Team Record at Home Stadium: 125-137-3



IOWA HAWKEYES

HEAD COACH



Name: Kirk Ferentz
Date of Birth: Aug. 1, 1955
Hometown: Royal Oak, Mich.
Education:
High School: St. Clair High School
Bachelor's Degree: Connecticut, English, 1978
Playing Experience:
 Linebacker, Connecticut, Four years
Coaching Experience:
 Graduate Assistant, Connecticut, 1977
 Offensive Line Coach/Defensive Coordinator, Worcester Academy, 1978-79

Graduate Assistant, Pittsburgh, 1980
 Offensive Line Coach, Iowa, 1981-89
 Head Coach, Maine, 1990-92
 Offensive Line Coach, Baltimore/Cleveland (NFL), 1993-98
 Head Coach, Iowa, 1999-present

YEAR-BY-YEAR COLLEGIATE HEAD COACHING RECORD

Year	School	Overall Record	Big Ten Record	Bowl Played/ Result	Final AP Ranking
1990	Maine	3-8	—	—	—
1991	Maine	3-8	—	—	—
1992	Maine	6-5	—	—	—
1999	Iowa	1-10	0-8	—	—
2000	Iowa	3-9	3-5	—	—
2001	Iowa	7-5	4-4	Alamo/W	—
2002	Iowa	11-2	8-0	Orange/L	8th
2003	Iowa	10-3	5-3	Outback/W	8th
2004	Iowa	10-2	7-1	Capital One/W	8th
2005	Iowa	7-5	5-3	Outback/L	—
2006	Iowa	6-7	2-6	Alamo/L	—
2007	Iowa	6-6	4-4	—	—
School Record		61-49	38-34	3-3	
Career Record		73-70	38-34	3-3	

2007 RESULTS

6-6, 4-4 in Big Ten/T-5th

Date	Score	Opponent	Attendance
Sept. 1	W, 16-3	vs. Northern Illinois [1]	61,500
Sept. 8	W, 35-0	Syracuse	70,585
Sept. 15	L, 13-15	at Iowa State	49,516
Sept. 22	L, 13-17	at No. 9/7 Wisconsin	82,630
Sept. 29	L, 20-38	Indiana	70,585
Oct. 6	L, 7-27	at Penn State	108,951
Oct. 13	W, 10-6	No. 18/19/19 Illinois	70,585
Oct. 20	L, 6-31	at Purdue	58,123
Oct. 27	W, 34-27	Michigan State (20T)	70,585
Nov. 3	W, 28-17	at Northwestern	30,173
Nov. 10	W, 21-16	Minnesota	70,585
Nov. 17	L, 19-28	Western Michigan	70,585

[1] at Chicago

Note: Rankings as of game date

DEPTH CHART

OFFENSE

POS	First Team	Second Team
QB	JAKE CHRISTENSEN	Ricky Stanzi
RB	Paki O'Meara	Nate Guillory
FB	Brett Morse	Jordan McLaughlin
FL	Andy Brodell	Colin Sandeman
SE	Trey Stross	DERRELL JOHNSON-KOULIANOS
TE	BRANDON MYERS <i>or</i> Tony Moeaki	
LT	Andy Kuempel <i>or</i> BRYAN BULAGA	
LG	Julian Vandeveld <i>or</i> DAN DOERING	
C	RAFAEL EUBANKS <i>or</i> Rob Bruggeman	
RG	SETH OLSEN	Travis Meade
RT	KYLE CALLOWAY	Wes Aeschliman

DEFENSE

POS	First Team	Second Team
LE	Adrian Clayborn	Chad Geary
LT	MATT KROUL	Karl Klug
RT	MITCH KING	Anton Narinskiy
RE	Christian Ballard	Broderick Binns
LB	A.J. EDDS	Dezman Moses
LB	Jacody Coleman <i>or</i> Pat Angerer	
LB	Jeff Tarpinian	Jeremiha Hunter
CB	Bradley Fletcher	Chris Rowell
FS	BRETT GREENWOOD	Diauntae Morrow
SS	Lance Tillison <i>or</i> HAROLD DALTON	
CB	Drew Gardner	Jordan Bernstine

SPECIALISTS

POS	First Team	Second Team
PK	DANIEL MURRAY	Austin Signor
P	RYAN DONAHUE	Eric Guthrie
KR	Derrell Johnson-Koulianos	Jordan Bernstine
PR	Andy Brodell	Colin Sandeman
LS	Andrew Schulze	Nick Murphy
H	Ryan Donahue	

Returning starters in ALL CAPS

2008 SCHEDULE

Date	Opponent
Aug. 30.....	MAINE
Sept. 6.....	FLORIDA INTERNATIONAL
Sept. 13.....	IOWA STATE
Sept. 20.....	at Pittsburgh
Sept. 27.....	NORTHWESTERN
Oct. 4.....	at Michigan State
Oct. 11.....	at Indiana
Oct. 18.....	WISCONSIN
Nov. 1.....	at Illinois
Nov. 8.....	PENN STATE
Nov. 15.....	PURDUE
Nov. 22.....	at Minnesota

Home games in ALL CAPS



IOWA ROSTER

No.	Name	Pos.	Ht.	Wt.	Yr.	Hometown (Previous School)
75	Aeschliman, Wesley	OL	6-8	318	Sr.	Bloomfield, Iowa (Davis County)
43	Angerer, Pat	LB	6-1	232	Jr.	Bettendorf, Iowa (Bettendorf)
46	Bailard, Christian	DE	6-4	284	So.	Lawrence, Kan. (Lawrence Free State)
4	Bernstine, Jordan	DB	5-11	203	So.	Des Moines, Iowa (Lincoln)
4	Bigach, Steve	DL	6-3	220	Fr.	Cleveland, Ohio (St. Ignatius)
51	Binns, Broderick	DE	6-2	250	r-Fr.	St. Paul, Minn. (Cretin-Derham Hall)
2	Blackwell, David	QB	6-2	215	Fr.	Pompano Beach, Fla. (Cardinal Gibbons)
51	Blum, Tyler	DL	6-6	285	Jr.	Walnut, Iowa (Walnut Community)
34	Brinson, Jeff	RB	5-11	215	Fr.	St. Petersburg, Fla. (Northeast)
80	Brodell, Andy	WR	6-3	202	Sr.	Ankeny, Iowa (Ankeny)
58	Bruggeman, Rob	OL	6-3	287	Sr.	Cedar Rapids, Iowa (Washington)
79	Bulaga, Bryan	OL	6-6	301	So.	Crystal Lake, Ill. (Marian Central Catholic)
60	Calloway, Kyle	OL	6-7	317	Jr.	Bellevue, Ill. (East)
44	Castillo, Greg	DB	5-11	175	Fr.	Mount Laurel, N.J. (St. Joseph's Prep [Pa.])
31	Cato, David	DB	5-11	190	Fr.	Arlington, Texas (Summit)
26	Chaney, Jr., Paul	WR	5-9	170	So.	St. Louis, Mo. (University)
6	Christensen, Jake	QB	6-1	215	Jr.	Lockport, Ill. (Lockport)
94	Clayborn, Adrian	DE	6-3	282	So.	St. Louis, Mo. (Webster Groves)
55	Coleman, Jacody	LB	6-3	240	So.	Beaumont, Texas (West Brook)
20	Conklin, Joe	DB	5-11	200	So.	Davenport, Iowa (Assumption)
2	Dalton, Harold	DB	6-1	201	Sr.	Camden, N.J. (Woodrow Wilson)
58	Daniel, Lebron	DE	6-2	253	r-Fr.	Cleveland, Ohio (Glenville)
93	Daniels, Mike	DL	6-1	261	r-Fr.	Blackwood, N.J. (Highland Regional)
57	Davis, Bruce	LB	5-11	235	r-Fr.	Cleveland, Ohio (Glenville)
71	Detweiler, Tyrel	OL	6-4	300	r-Fr.	Williamsburg, Iowa (Williamsburg)
74	Doering, Dan	OL	6-6	300	Jr.	Barrington, Ill. (Barrington)
5	Donahue, Ryan	P/PK	6-3	180	So.	Evergreen Park, Ill. (St. Rita)
13	Donatelli, Tom	QB	6-2	201	r-Fr.	Atlanta, Ga. (Peachtree Ridge)
49	Edds, A.J.	LB	6-4	244	Jr.	Greenwood, Ind. (Greenwood Community)
52	Eubanks, Rafael	OL	6-3	285	Jr.	St. Paul, Minn. (Cretin-Derham Hall)
84	Evans, Ben	WR	6-0	180	So.	Iowa City, Iowa (City High)
53	Ferentz, James	OL	6-2	265	Fr.	Iowa City, Iowa (City High)
29	Fletcher, Bradley	DB	6-2	200	Sr.	Youngstown, Ohio (Liberty)
87	Furlong, Zach	TE	6-5	230	r-Fr.	Xenia, Ohio (Xenia)
99	Gaglione, Joe	DE	6-5	230	Fr.	Novelty, Ohio (Lake Catholic)
16	Gardner, Drew	DB	5-10	186	Sr.	Cherry Hill, N.J. (West)
98	Geary, Chad	DE	6-3	261	Jr.	Tipton, Iowa (Tipton)
90	Gerstardt, Tyler	TE	6-8	248	Jr.	Cherokee, Iowa (Washington)
73	Gettis, Adam	OL	6-4	270	r-Fr.	Frankfort, Ill. (Lincoln Way East)
92	Gimm, Jonathan	TE	6-3	235	Fr.	Houston, Texas (Westfield)
23	Greene, Shonn	RB	5-11	235	Jr.	Sicklerville, N.J. (Milford Academy (Conn.))
30	Greenwood, Brett	DB	6-0	200	So.	Bettendorf, Iowa (Pleasant Valley)
1	Greiner, Justin	DB	5-10	190	So.	Washington, Iowa (Washington)
88	Griggs, J.D.	TE	6-5	225	Fr.	Piscataway, N.J. (Piscataway)
37	Griswold, Bryce	FB	6-1	244	Jr.	Masonville, Iowa (East Buchanan)
21	Guillory, Nate	RB	5-10	185	Jr.	Houston, Texas (Coffeyville CC)
6	Guthrie, Eric	P	6-6	205	r-Fr.	Nevada, Iowa (Nevada)
69	Haganman, Kyle	OL	6-5	277	So.	Osage, Iowa (Osage)
27	Hampton, Jewel	RB	5-9	200	Fr.	Indianapolis, Ind. (Warren Central)
36	Herbst, Taylor	DB	6-1	218	Jr.	Dubuque, Iowa (Senior)
38	Herman, Brad	LB	6-5	225	Fr.	Metamora, Ill. (Metamora)
64	Hundertmark, Cody	DL	6-4	276	So.	Humboldt, Iowa (Humboldt)
42	Hunter, Jeremiah	LB	6-2	230	So.	York, Pa. (Harrisburg Science & Tech)
48	Johnson, Troy	DB	6-2	230	So.	Lakeland, Fla. (Lakeland)
15	Johnson-Koulianos, Derrrell	WR	6-1	205	So.	Campbell, Ohio (Cardinal Mooney)
47	King, Mitch	DL	6-3	280	Sr.	Burlington, Iowa (Burlington)
95	Klug, Karl	DE	6-4	255	So.	Caledonia, Minn. (Caledonia)
67	Koepfel, Josh	OL	6-1	265	So.	Iowa City, Iowa (City High)
53	Kroul, Matt	DL	6-3	281	Sr.	Mount Vernon, Iowa (Mount Vernon)
20	Kuchel, Nick	WR	5-11	195	So.	Kingsley, Iowa (Kingsley-Pierson)
68	Kuempel, Andy	OL	6-7	300	Jr.	Cedar Rapids, Iowa (Linn-Mar)
47	Leppert, Wade	FB	6-0	235	r-Fr.	Wauconda, Ill. (Mundelein)
10	Lowe, William	DB	5-9	165	Fr.	Cleveland, Ohio (Glenville Academic Campus)
72	Mahmens, Mark	DL	6-3	266	Jr.	Goose Lake, Iowa (Northeast)
37	McGrath, Gavin	LB	6-2	235	Sr.	Cedar Rapids, Iowa (Washington)
38	McLaughlin, Jordan	FB	6-0	230	Sr.	Belmond, Iowa (Belmond-Klemme)
66	McMillan, Casey	OL	6-4	295	Fr.	Billings, Mont. (Central Catholic)
7	McNutt, Marvin	QB	6-4	210	r-Fr.	St. Louis, Mo. (Hazelwood Central)
61	Meade, Travis	OL	6-2	285	Jr.	Iowa City, Iowa (West)
81	Moeki, Tony	TE	6-4	255	Sr.	Wheaton, Ill. (Warrenville South)
57	Morio, Mike	LB	6-2	233	So.	Palo, Iowa (Kennedy)
3	Morrow, Diauntae	DB	6-0	195	So.	Cleveland, Ohio (St. Edward)
36	Morse, Brett	FB	6-3	235	So.	Willowbrook, Ill. (Hinsdale Central)
41	Moses, Dezman	LB	6-2	240	So.	Willingboro, N.J. (Willingboro)
8	Mossbrucker, Trent	PK	6-0	190	Fr.	Mooreville, Ind. (Mooreville)
33	Mungongo, Brian	WR	5-9	180	So.	Mansfield, Texas (Summit)
17	Murphy, Jayme	RB	5-11	207	So.	Dubuque, Iowa (Senior)
59	Murphy, Nick	LS	6-2	220	r-Fr.	St. Paul, Minn. (Cretin-Derham Hall)
1	Murray, Daniel	PK	5-10	185	So.	Iowa City, Iowa (Regina)
83	Myers, Brandon	TE	6-4	250	Sr.	Prairie City, Iowa (Prairie City-Monroe)
87	Nardo, Thomas	DL	6-3	260	r-Fr.	Lancaster, Pa. (Catholic)
59	Narinskiy, Anton	DL	6-4	270	Sr.	Chagrin Falls, Ohio (Kenston)
45	Nielsen, Tyler	LB	6-4	228	r-Fr.	Humboldt, Iowa (Humboldt)
11	Nordmann, Don	WR	6-5	210	So.	Hopkinton, Iowa (Maquoketa Valley)
35	Oberland, Jared	FB	6-0	240	Sr.	Whitefish Bay, Wis. (Whitefish Bay)
71	Olsen, Seth	OL	6-5	305	Sr.	Omaha, Neb. (Millard North)
25	O'Meara, Paki	RB	5-11	210	So.	Cedar Rapids, Iowa (Washington)
13	Paine, DeMarco	WR	5-10	175	Fr.	St. Louis, Mo. (Hazelwood East)
97	Petersen, Ross	TE	6-1	235	So.	Durant, Iowa (Durant)
70	Postler, Austin	OL	6-5	285	Sr.	Iowa City, Iowa (West)
89	Prater, Shane	WR	6-1	170	Fr.	Omaha, Neb. (Central)
28	Prater, Shaun	DB	5-11	172	Fr.	Omaha, Neb. (Central)
77	Reiff, Riley	DE	6-6	250	Fr.	Parkston, S.D. (Parkston)
82	Reisner, Allen	TE	6-3	235	So.	Marion, Iowa (Marion)
78	Richardson, Dace	OL	6-6	310	Sr.	Wheaton, Ill. (Warrenville South)
32	Robinson, Adam	RB	5-9	195	Fr.	Des Moines, Iowa (Lincoln)
34	Rowell, Chris	DB	6-1	197	Jr.	Warrensville Heights, Ohio (Warrensville)
85	Sabers, Michael	TE	6-5	245	Sr.	Iowa City, Iowa (City High)
22	Sandeman, Colin	WR	6-1	200	So.	Bettendorf, Iowa (Bettendorf)
9	Sash, Tyler	DB	6-1	210	r-Fr.	Oskaloosa, Iowa (Oskaloosa)
65	Schulze, Andrew	LS	6-6	255	So.	Woodridge, Ill. (Downers Grove South)
90	Semmes, Jason	DE	6-3	218	Fr.	Clarkston, Mich. (St. Mary's)
39	Signor, Austin	PK	6-4	230	Jr.	Urbandale, Iowa (Urbandale)
30	Spading, Kyle	TE	6-6	245	Jr.	Belle Plaine, Iowa (Belle Plaine)
19	Spivey, Amari	DB	6-0	190	So.	Middletown, Conn. (Xavier)
12	Stanz, Ricky	QB	6-4	225	So.	Mentor, Ohio (Lake Catholic)
50	Staten, Khalif	LB	6-3	219	Fr.	Brooklyn, N.Y. (Lincoln)
8	Steinbrecher, Kyle	WR	6-2	200	r-Fr.	Davenport, Iowa (Assumption)
86	Stross, Trey	WR	6-3	200	Jr.	Avon Lake, Ohio (Avon Lake)
40	Swanson, Jack	DB	5-11	180	Fr.	Naples, Fla. (Naples)
33	Tarpinian, Jeff	LB	6-3	231	So.	Omaha, Neb. (Millard North)
18	Tillison, Lance	DB	6-2	213	So.	Seffner, Fla. (Armwood)
16	Vandenberg, James	QB	6-3	195	Fr.	Keokuk, Iowa (Keokuk)
63	Vandervelde, Julian	OL	6-3	300	So.	Davenport, Iowa (Central)
14	Wienke, John	OB	6-5	225	Fr.	Tuscola, Ill. (Tuscola)
56	Zusevics, Markus	OL	6-5	255	r-Fr.	Arlington Heights, Ill. (Prospect)

r — redshirt

QUICK FACTS

UNIVERSITY FACTS

Location: Iowa City, Iowa
Population: 79,455
Founded: 1847
Joined Big Ten: 1899
First Year of Big Ten Football: 1900
Enrollment: 30,409
Nickname: Hawkeyes
Colors: Gold and Black
Marching Band: Hawkeye Marching Band
President: Sally Mason
Director of Athletics: Gary Barta
Senior Woman Administrator: Jane Meyer
Faculty Representative: Elizabeth Altmaier
Sports Information Director: Phil Haddy
Football SID: Phil Haddy
Football SID Office Phone: 319-335-9411
Football SID Home Phone: 319-351-3012
Football SID Cell Phone: 319-430-6365
Football SID Fax: 319-335-9417
Football SID Email: philip-haddy@uiowa.edu
Press Box Phone: 319-335-9466
Ticket Office Phone: 319-335-9309
Website: hawkeyesports.com

TEAM FACTS

Head Coach: Kirk Ferentz (Connecticut, 1978), 10th year
Assistant Coaches:
 Ken O'Keefe (Offensive Coordinator/Quarterbacks)
 Norm Parker (Defensive Coordinator)
 Rick Kaczenski (Defensive Line)
 Lester Erb (Running Backs/Special Teams)
 Erik Campbell (Wide Receivers/Tight Ends)
 Eric Johnson (Recruiting Coordinator/Linebacking Asst.)
 Reese Morgan (Offensive Line)
 Phil Parker (Defensive Backs)
 Darrel Wilson (Linebackers/Special Teams)
 Chris Doyle (Strength and Conditioning)
 Scott Southmayd (Quality Control Asst.)
 Bill Dervich (Director of Football Operations)
Offensive Formation: Multiple
Defensive Formation: 4-3
Total No. of Starters Returning: 14
Offense: 7
Defense: 5
Special Teams: 2
Total No. of Starters Lost: 10
Offense: 4
Defense: 6
Special Teams: 0
Total No. of Letterwinners Returning: 51
Offense: 26
Defense: 21
Special Teams: 4
Total No. of Letterwinners Lost: 15
Offense: 6
Defense: 8
Special Teams: 1
2007 Overall Record: 6-6
2007 Big Ten Record/Finish: 4-4/T-5th

TEAM HISTORY

First Year of Football: 1889
All-Time Record (Years): 559-505-39 (120)
All-Time Big Ten Record (Years): 276-340-25 (108)
Number of Big Ten Championships (Last): 11 (2004)
All-Time Bowl Record: 11-10-1
Number of National Championships (Years): 1 (1958)
Consensus All-America Selections: 21
First Team All-Big Ten Selections: 188

STADIUM INFORMATION

Name: Kinnick Stadium
Capacity: 70,585
Surface: Natural Grass
Largest Crowd/Opponent/Year: 70,585 (multiple times — last vs. Western Michigan, 2007)
Team Record at Home Stadium: 236-161-15



MICHIGAN WOLVERINES

HEAD COACH



Name: Rich Rodriguez
Date of Birth: May 24, 1963
Hometown: Grant Town, W.Va.
Education:
High School: North Marion High School
Bachelor's Degree: West Virginia, physical education and safety, 1986
Master's Degree: Salem International, physical education, 1987
Playing Experience:
 Defensive Back, West Virginia, 1982-84
Coaching Experience:
 Student Assistant Coach, West Virginia, 1985

Assistant Coach, Salem International, 1986-87
 Head Coach, Salem International, 1988
 Volunteer Assistant, West Virginia, 1989
 Head Coach, Glenville State, 1990-96
 Offensive Coordinator/Quarterbacks Coach, Tulane, 1997-98
 Associate Head Coach/Offensive Coordinator, Clemson, 1999-2000
 Head Coach, West Virginia, 2001-07
 Head Coach, Michigan, 2008-present

YEAR-BY-YEAR COLLEGIATE HEAD COACHING RECORD

Year	School	Overall Record	Big Ten Record	Bowl Played/ Result	Final AP Ranking
1988	Salem International	2-8	—	—	—
1990	Glenville State	1-7-1	—	—	—
1991	Glenville State	4-5-1	—	—	—
1992	Glenville State	6-4	—	—	—
1993	Glenville State	10-3	—	—	—
1994	Glenville State	8-3	—	—	—
1995	Glenville State	8-2	—	—	—
1996	Glenville State	6-4	—	—	—
2001	West Virginia	3-8	—	—	—
2002	West Virginia	9-4	—	Continental Tire/L	25th
2003	West Virginia	8-5	—	Gator/L	—
2004	West Virginia	8-4	—	Gator/L	—
2005	West Virginia	11-1	—	Sugar/W	5th
2006	West Virginia	11-2	—	Gator/W	10th
2007	West Virginia	10-2	—	—*	6th
Career Record		105-62-2	—	2-3	

* Did not coach in Fiesta Bowl

2007 RESULTS

9-4, 6-2 in Big Ten/T-2nd

Date	Score	Opponent	Attendance
Sept. 1	L, 32-34	Appalachian State	109,218
Sept. 8	L, 7-39	Oregon	109,733
Sept. 15	W, 38-0	Notre Dame	111,178
Sept. 22	W, 14-9	No. 10/10 Penn State	111,310
Sept. 29	W, 28-16	at Northwestern	40,604
Oct. 6	W, 33-22	Eastern Michigan	108,415
Oct. 13	W, 48-21	No. -/24/24 Purdue	110,888
Oct. 20	W, 27-17	at Illinois	57,078
Oct. 27	W, 34-10	Minnesota	109,432
Nov. 3	W, 28-24	at Michigan State	77,009
Nov. 10	L, 21-37	at Wisconsin	82,352
Nov. 17	L, 3-14	No. 7/7/7 Ohio State	111,941
Jan. 1	W, 41-35	vs. No. 9/12/11 Florida Capital One Bowl	69,748

Note: Rankings as of game date

DEPTH CHART

OFFENSE

POS	First Team	Second Team
QB	Steven Threet <i>or</i> Nick Sheridan	
RB	Brandon Minor	Carlos Brown <i>or</i> Kevin Grady
X	Greg Mathews	Darryl Stonum
Y	Toney Clemons	Jimmy Potempa
Z	Junior Hemingway	LaTerryal Savoy
TE	CARSON BUTLER <i>or</i> Mike Massey	
LT	Mark Ortmann	Bryant Nowicki
LG	Tim McAvoy	Mark Huyge
C	David Moosman	David Molk
RG	Cory Zirbel	Mark Huyge
RT	STEPHEN SCHILLING	Perry Dorrestein

DEFENSE

POS	First Team	Second Team
DE	TIM JAMISON	Greg Banks
DT	WILL JOHNSON	Renaldo Sagesse
NT	TERRANCE TAYLOR	John Ferrara
DE	BRANDON GRAHAM	Adam Patterson
SLB	Austin Panter	Brandon Herron
MLB	OBI EZEH <i>or</i> John Thompson	
WLB	Marell Evans <i>or</i> Jonas Mouton	
CB	MORGAN TRENT	Troy Woolfolk
FS	Stevie Brown	Mike Williams
SS	Brandon Harrison <i>or</i> Charles Stewart	
CB	DONOVAN WARREN	Doug Dutch

SPECIALISTS

POS	First Team	Second Team
PK	K.C. LOPATA	Jason Gingell
P	ZOLTAN MESKO	Bryan Wright
KR	BRANDON MINOR	Brandon Harrison
PR	Donovan Warren <i>or</i> GREG MATHEWS	
LS	SEAN GRIFFIN	Tom Pomarico
H	ZOLTAN MESKO	Nick Sheridan

Returning starters in ALL CAPS

2008 SCHEDULE

Date	Opponent
Aug. 30.....	UTAH
Sept. 6.....	MIAMI (OHIO)
Sept. 13.....	at Notre Dame
Sept. 27.....	WISCONSIN
Oct. 4.....	ILLINOIS
Oct. 11.....	TOLEDO
Oct. 18.....	at Penn State
Oct. 25.....	MICHIGAN STATE
Nov. 1.....	at Purdue
Nov. 8.....	at Minnesota
Nov. 15.....	NORTHWESTERN
Nov. 22.....	at Ohio State

Home games in ALL CAPS



MICHIGAN ROSTER

No.	Player	Pos.	Ht.	Wt.	Yr.	Hometown (Previous School)
17	Anderson, Tony	CB	5-11	181	r-Fr.	Redondo Beach, Calif. (Redondo Union)
26	Babb, Zion	WR	6-1	189	So.	Montebello, Calif. (Alhambra)
92	Banks, Greg	DE	6-4	258	So.	Denver, Colo. (Montbello)
56	Barnum, Ricky	OL	6-2	265	Fr.	Lakeland, Fla. (Lake Gibson)
30	Berry, Chris	P	6-3	205	So.	East Kentwood, Mich. (East Kentwood)
46	Bills, Jon	TE	6-3	225	r-Fr.	Farmington Hills, Mich. (North Farmington)
23	Brown, Carlos	RB	6-0	213	Jr.	Franklin, Ga. (Heard County)
3	Brown, Stevie	S	6-0	209	Jr.	Columbus, Ind. (Columbus East)
85	Butler, Carson	TE	6-5	250	Jr.	Detroit, Mich. (Renaissance)
22	Centrelire, Bobby	CB	6-0	180	So.	Plymouth, Mich. (University of Detroit Jesuit)
38	Chambers, Artis	S	6-0	202	So.	Fort Wayne, Ind. (Snider)
33	Cissoko, Boubacar	CB	5-9	175	Fr.	Detroit, Mich. (Cass Technical)
61	Ciullo, Zac	OL	6-1	268	r-Fr.	Bloomfield Hills, Mich. (Brother Rice)
17	Clemons, Toney	WR	6-3	201	So.	New Kensington, Pa. (Valley)
12	Cone, David	QB	6-7	214	So.	Statesboro, Ga. (Statesboro)
89	Conover, Jon	WR	6-3	199	So.	Northville, Mich. (Catholic Central)
15	Cox, Michael	RB	6-0	206	Fr.	Dorchester, Mass. (Avon Old Farms)
88	Criswell, Andre	DE	6-2	264	Jr.	Detroit, Mich. (Renaissance)
25	Demens, Kenny	LB	6-1	226	Fr.	Oak Park, Mich. (Detroit Country Day)
79	Dorrestein, Perry	OL	6-7	308	So.	Plainfield, Ill. (Plainfield Central)
35	Dutch, Doug	CB	5-11	204	Sr.	Bowie, Md. (Gonzaga College)
30	Edwards, Shakir	S	6-0	210	Sr.	Detroit, Mich. (Martin Luther King)
40	Esparza, Marcos	WR	6-1	191	r-Fr.	Sturgis, Mich. (Sturgis)
9	Evans, Marell	LB	6-3	231	So.	Richmond, Va. (Varina)
45	Ezeh, Obi	LB	6-2	247	So.	Grand Rapids, Mich. (Catholic Central)
5	Feagin, Justin	QB	6-0	190	Fr.	Deerfield, Fla. (American Heritage)
94	Ferrara, John	DT	6-4	274	So.	Staten Island, N.Y. (Monsignor Farrell)
51	Fish, Mike	LB	6-0	201	So.	Kalamazoo, Mich. (Hackett Catholic Central)
42	Fitzgerald, J.B.	LB	6-3	230	Fr.	Princeton Junction, N.J. (West Windsor Plainsboro)
12	Floyd, J.T.	CB	6-0	190	Fr.	Greenville, S.C. (J.L. Mann)
34	Gingell, Jason	PK	5-9	194	Sr.	Northville, Mich. (Catholic Central)
24	Grady, Kevin	RB	5-9	228	Jr.	Grand Rapids, Mich. (East Grand Rapids)
55	Graham, Brandon	DE	6-2	270	Jr.	Detroit, Mich. (Crockett Technical)
59	Griffin, Sean	LS	6-2	243	Sr.	Livonia, Mich. (Catholic Central)
27	Harrison, Brandon	S	5-9	206	Sr.	Dayton, Ohio (Chaminade-Julienne)
39	Heininger, Will	DE	6-6	239	r-Fr.	Ann Arbor, Mich. (Pioneer)
32	Helmut, Vince	FB	6-1	261	So.	Saline, Mich. (Saline)
21	Hemingway, Junior	WR	6-1	214	So.	Conway, S.C. (Conway)
58	Herron, Brandon	LB	6-2	218	r-Fr.	Stafford, Texas (Dulles)
36	Hill, Taylor	LB	6-2	205	Fr.	Youngstown, Ohio (Cardinal Mooney)
34	Horn, Avery	RB	5-10	185	r-Fr.	Hanford, Calif. (Hanford)
72	Huyge, Mark	OL	6-6	292	r-Fr.	Wyoming, Mich. (Catholic Central)
90	Jamison, Tim	DE	6-3	263	Sr.	Riverdale, Ill. (Harvey Thornton)
97	Johnson, Will	DT	6-5	285	Sr.	Oakland, Mich. (Lake Orion)
19	Johnson, Zach	CB	6-2	197	r-Fr.	Moroni, Mich. (Moroni)
93	Kates, Jason	DT	6-2	339	So.	Harrisburg, Pa. (Bishop McDevitt)
63	Khoury, Rocko	OL	6-5	280	Fr.	Traverse City, Mich. (Traverse City West)
26	Koenigshecht, Nick	S	5-10	178	So.	Davisburg, Mich. (Orchard Lake St. Mary's)
86	Koger, Kevin	TE	6-4	220	Fr.	Toledo, Ohio (Whitmer)
52	Leach, Kevin	LB	6-1	202	r-Fr.	Kentwood, Mich. (Grand Rapids Central Catholic)
46	Logan, Brandon	LB	6-1	208	Sr.	Lexington, Ky. (Lexington Catholic)
84	Lopata, K.C.	PK	6-2	233	Sr.	Farmington, Mich. (Farmington)
68	Martin, Mike	DT	6-2	285	Fr.	Redford, Mich. (Catholic Central)
83	Massey, Mike	TE	6-5	225	Sr.	Brecksville, Ohio (St. Ignatius)
13	Mathews, Greg	WR	6-3	207	Jr.	Orlando, Fla. (Edgewater)
62	McAvoy, Tim	OL	6-6	288	Jr.	Bloomington, Ill. (Bloomington)
43	McColgan, John	FB	6-1	220	r-Fr.	Saginaw, Mich. (Nouvel Catholic)
2	McGuffie, Sam	RB	5-11	185	Fr.	Cypress, Texas (Cy-Fair)
57	Mealar, Elliott	OL	6-6	280	Fr.	Wauseon, Ohio (Wauseon)
41	Mesko, Zoltan	P	6-5	235	Jr.	Twinsburg, Ohio (Twinsburg)
31	Meyers, Ryan	WR	6-3	197	r-Fr.	Adrian, Mich. (Adrian)
38	Milano, Mike	RB	5-7	193	Jr.	Rocky River, Ohio (Rocky River)
4	Minor, Brandon	RB	6-1	214	Jr.	Richmond, Va. (Varina)
50	Molk, David	OL	6-2	282	r-Fr.	Lemont, Ill. (Lemont Township)
88	Moore, Brandon	TE	6-6	221	Fr.	Trotwood, Ohio (Trotwood-Madison)
60	Moosman, David	OL	6-5	292	Jr.	Libertyville, Ill. (Libertyville)
44	Moundros, Mark	FB	6-1	232	So.	Farmington Hills, Mich. (North Farmington)
8	Mouton, Jonas	LB	6-2	230	So.	Los Angeles, Calif. (Venice)
89	North, Tim	DE	6-1	260	Jr.	Linden, Mich. (Linden)
70	Nowicki, Bryant	OL	6-9	326	So.	Bay City, Mich. (John Glenn)
9	Odoms, Martavious	WR	5-9	171	Fr.	Pahokee, Fla. (Pahokee)
92	Olesnavage, Jason	PK	6-5	214	Jr.	Ferndale, Mich. (Ferndale)
65	O'mameh, Patrick	OL	6-4	260	Fr.	Columbus, Ohio (St. Francis DeSales)
78	O'Neill, Dann	OL	6-7	295	Fr.	Grand Haven, Mich. (Grand Haven)
50	Opong-Owusu, Ohene	LB	6-2	233	Jr.	West Bloomfield, Mich. (Walled Lake Western)
71	Ortmann, Mark	OL	6-7	294	Jr.	Klein, Texas (Klein)
54	Panther, Austin	LB	6-3	231	Sr.	Athol, Kan. (Kensington/Butler CC)
99	Patterson, Adam	DE	6-3	259	Jr.	Columbia, S.C. (Richland Northeast)
91	Pomarico, Tom	OL	6-4	248	r-Fr.	Jackson, Mich. (Lumen Christi)
35	Potempa, Jimmy	RB	5-7	175	So.	Mundelein, Ill. (Carmel Catholic)
69	Ramirez, Michael	OL	6-3	288	So.	Austin, Texas (Bowie)
21	Reilly, Jordan	S	5-10	185	r-Fr.	Taylor, Mich. (Kennedy)
37	Reyes, Ricky	WR	5-11	170	So.	Macomb, Mich. (Dakota)
7	Robinson, Terrance	WR	5-9	170	Fr.	Klein, Texas (Oak)
25	Rogan, Doug	WR	6-1	185	r-Fr.	Grass Lake, Mich. (Grass Lake)
18	Rogers, James	WR	6-1	180	So.	Madison Heights, Mich. (Lampshire)
16	Roundtree, Roy	WR	6-0	154	Fr.	Trotwood, Ohio (Trotwood-Madison)
95	Sagesse, Renaldo	DT	6-4	308	So.	Montreal, Quebec (Vieux Montreal)
82	Savoy, LaTerral	WR	6-3	210	Jr.	Mamou, La. (Mamou)
52	Schilling, Stephen	OL	6-5	295	So.	Bellevue, Wash. (Bellevue)
97	Schirmscher, Scott	PK	5-10	186	r-Fr.	Canton, Mich. (Detroit Catholic Central)
20	Shaw, Michael	WR	6-0	185	Fr.	Trotwood, Ohio (Trotwood-Madison)
8	Sheridan, Nick	QB	6-1	212	So.	Saline, Mich. (Saline)
28	Smith, Brandon	S	6-3	210	Fr.	New Brunswick, N.J. (New Brunswick)
5	Stewart, Charles	S	6-2	206	Sr.	Farmington Hills, Mich. (Harrison)
22	Stonum, Darryl	WR	6-2	190	Fr.	Stafford, Texas (Dulles)
67	Taylor, Terrance	DT	6-0	319	Sr.	Muskegon, Mich. (Muskegon)
32	Tech, Karl	S	5-10	191	r-Fr.	Grosse Pointe, Mich. (Grosse Pointe North)
96	Therman, Mike	TE	6-4	236	So.	Ann Arbor, Mich. (Pioneer)
49	Thompson, John	LB	6-1	239	Sr.	Detroit, Mich. (Crockett Technical)
10	Threet, Steven	QB	6-6	230	r-Fr.	Adrian, Mich. (Adrian/Georgia Tech)
14	Trent, Morgan	CB	6-1	188	Sr.	San Diego, Calif. (Orchard Lake St. Mary's, Mich.)
53	Van Bergen, Ryan	DE	6-6	265	r-Fr.	Whitehall, Mich. (Whitehall)
6	Warren, Donovan	CB	6-0	180	So.	Long Beach, Calif. (Polytechnic)
81	Watson, Steve	TE	6-4	242	r-Fr.	Cherry Hills Village, Colo. (Mullen)
80	Webb, Martell	TE	6-4	249	So.	Pontiac, Mich. (Northern)
64	Wermers, Kurt	OL	6-5	260	Fr.	Crown Point, Ind. (Crown Point)
29	White, Caleb	WR	5-9	184	So.	Akron, Ohio (Washington)
4	Williams, Michael	S	5-11	185	r-Fr.	Camarillo, Calif. (St. Bonaventure)
4	Witherspoon, Marcus	LB	6-2	225	Fr.	Atlantic City, N.J. (Holy Spirit)
29	Woolfolk, Troy	CB	6-0	195	So.	Sugar Land, Texas (Dulles)
43	Wright, Bryan	PK	6-1	219	So.	Salem, Ohio (Salem)
75	Zirbel, Cory	OL	6-5	292	Jr.	Murray, Ky. (Murray)

QUICK FACTS

UNIVERSITY FACTS

Location: Ann Arbor, Mich.
Population: 108,142
Founded: 1817
Joined Big Ten: 1896 (charter member)
First Year of Big Ten Football: 1896
Enrollment: 38,006
Nickname: Wolverines
Colors: Maize and Blue
Marching Band: University of Michigan Marching Band
President: Mary Sue Coleman
Director of Athletics: Bill Martin
Senior Woman Administrator: Judy Van Horn
Faculty Representative: Percy Bates
Sports Information Director: Bruce Madej
Football SID: David Ablauf
Football SID Office Phone: 734-763-4423
Football SID Home Phone: 734-827-1316
Football SID Cell Phone: 734-323-2281
Football SID Fax: 734-647-1188
Football SID Email: dablau@umich.edu
Press Box Phone: 734-998-7188
Ticket Office Phone: 734-764-0247
Website: MGoBlue.com

TEAM FACTS

Head Coach: Rich Rodriguez (West Virginia, 1986), 1st year
Assistant Coaches:
 Mike Barwis (Strength and Conditioning)
 Tony Dews (Wide Receivers)
 Greg Frey (Offensive Line)
 Tony Gibson (Asst. Head Coach/Defensive Secondary)
 Jay Hopson (Linebackers)
 Fred Jackson (Running Backs)
 Calvin Magee (Assoc. Head Coach/Offensive Coordinator)
 Scott Shafer (Defensive Coordinator)
 Rod Smith (Quarterbacks)
 Bruce Tall (Defensive Line)
 Jahmile Addae (Defensive Graduate Asst.)
 Alex Herron (Offensive Graduate Asst.)

Offensive Formation: Spread Option

Defensive Formation: 4-3

Total No. of Starters Returning: 14

Offense: 3

Defense: 7

Special Teams: 4

Total No. of Starters Lost: 12

Offense: 8

Defense: 4

Special Teams: 0

Total No. of Letterwinners Returning: 45

Offense: 15

Defense: 25

Special Teams: 5

Total No. of Letterwinners Lost: 23

Offense: 16

Defense: 6

Special Teams: 1

2007 Overall Record: 9-4

2007 Big Ten Record/Finish: 6-2/T-2nd

TEAM HISTORY

First Year of Football: 1879

All-Time Record (Years): 869-286-36 (128)

All-Time Big Ten Record (Years): 461-166-18 (102)

Number of Big Ten Championships (Last): 42 (2004)

All-Time Bowl Record: 19-20

Number of National Championships (Years): 11 (1901, 1902, 1903, 1904, 1918, 1923, 1932, 1933, 1947, 1948, 1997)

Consensus All-America Selections: 77

First Team All-Big Ten Selections: 388

STADIUM INFORMATION

Name: Michigan Stadium

Capacity: 106,201

Surface: FieldTurf

Largest Crowd/Opponent/Year: 112,118 vs. Ohio State, 2003

Team Record at Home Stadium: 373-109-15

HEAD COACH



Name: Mark Dantonio
Date of Birth: March 9, 1956
Hometown: El Paso, Texas
Education:
High School: Zanesville (Ohio) High School
Bachelor's Degree: South Carolina, education, 1979
Master's Degree: Ohio, education, 1980
Playing Experience:
 Defensive Back, South Carolina, 1976-78
Coaching Experience:
 Graduate Assistant, Ohio, 1980
 Graduate Assistant, Purdue, 1981

Defensive Coordinator, Butler (Kan.) Junior College, 1982
 Graduate Assistant, Ohio State, 1983-84
 Defensive Secondary Coach, Akron, 1985
 Defensive Coordinator/Defensive Secondary Coach, Youngstown State, 1986-90
 Defensive Secondary Coach, Kansas, 1991-94
 Defensive Secondary Coach, Michigan State, 1995-2000
 Defensive Coordinator, Ohio State, 2001-03
 Head Coach, Cincinnati, 2004-06
 Head Coach, Michigan State, 2007-present

YEAR-BY-YEAR COLLEGIATE HEAD COACHING RECORD

Year	School	Overall Record	Big Ten Record	Bowl Played/ Result	Final AP Ranking
2004	Cincinnati	7-5	—	Fort Worth/W	—
2005	Cincinnati	4-7	—	—	—
2006	Cincinnati	7-5	—	—*	—
2007	Michigan State	7-6	3-5	Champs Sports/L	—
School Record		7-6	3-5	0-1	
Career Record		25-23	3-5	1-1	

* Did not coach in International Bowl

2007 RESULTS

7-6, 3-5 in Big Ten/T-7th

Date	Score	Opponent	Attendance
Sept. 1	W, 55-18	Alabama-Birmingham	67,796
Sept. 8	W, 28-17	Bowling Green	67,276
Sept. 15	W, 17-13	Pittsburgh	68,620
Sept. 22	W, 31-14	at Notre Dame	80,795
Sept. 29	L, 34-37	at No. 9/9/9 Wisconsin	82,164
Oct. 6	L, 41-48	Northwestern (OT)	67,378
Oct. 13	W, 52-27	Indiana	73,449
Oct. 20	L, 17-24	at No. 1/1/1 Ohio State	105,287
Oct. 27	L, 27-34	at Iowa (20T)	70,585
Nov. 3	L, 24-28	No. 15/14/15 Michigan	77,009
Nov. 10	W, 48-31	at Purdue	55,630
Nov. 17	W, 35-31	No. -/22/25 Penn State	72,251
Dec. 28	L, 21-24	vs. 14/14/14 Boston College	46,554
		Champs Sports Bowl	

Note: Rankings as of game date

DEPTH CHART

OFFENSE

POS	First Team	Second Team
QB	BRIAN HOYER	Kirk Cousins
RB	JAVON RINGER	A.J. Jimmerson
FB	Andrew Hawken	Jeff McPherson
FL	DEON CURRY	B.J. Cunningham
SE	MARK DELL	Blair White
TE	Charlie Gantt	Garrett Celek
LT	Rocco Cironi	Brendon Moss
LG	Mike Bacon	Joel Foreman
C	JOEL NITCHMAN	Mike Bacon
RG	ROLAND MARTIN	John Stipek
RT	JESSE MILLER	Mike Schmeding

DEFENSE

POS	First Team	Second Team
DE	Brandon Long	Tyler Hoover
DT	JUSTIN KERSHAW	Kevin Pickelman
NT	Oren Wilson	Antonio Jeremiah
DE	Trevor Anderson	Dwayne Holmes
LB	ERIC GORDON	Jon Misch
LB	GREG JONES	Adam Decker
LB	Brandon Denson	Ryan Allison
CB	KENDELL DAVIS-CLARK	Ashton Henderson
FS	Roderick Jenrette	Danny Fortener
SS	OTIS WILEY	Marcus Hyde
CB	ROSS WEAVER	Jeremy Ware

SPECIALISTS

POS	First Team	Second Team
PK	BRETT SWENSON	Matt Haughey
P	AARON BATES	Matt Haughey
KR	A.J. Jimmerson	Mark Dell
PR	Mark Dell	Johnny Adams
LS	Alex Shackleton	John Stipek
H	Aaron Bates	Brian Hoyer

Returning starters in ALL CAPS

2008 SCHEDULE

Date	Opponent
Aug. 30.....	at California
Sept. 6.....	EASTERN MICHIGAN
Sept. 13.....	FLORIDA ATLANTIC
Sept. 20.....	NOTRE DAME
Sept. 27.....	at Indiana
Oct. 4.....	IOWA
Oct. 11.....	at Northwestern
Oct. 18.....	OHIO STATE
Oct. 25.....	at Michigan
Nov. 1.....	WISCONSIN
Nov. 8.....	PURDUE
Nov. 22.....	at Penn State

Home games in ALL CAPS

MICHIGAN STATE ROSTER

No.	Name	Pos.	Ht.	Wt.	Yr.	Hometown (Previous School)
5	Adams, Johnny	CB	5-11	170	Fr.	Akron, Ohio (Buchtel)
42	Allison, Ryan	S	6-3	224	Sr.	Lake Orion, Mich. (Lake Orion)
27	Anderson, Andre	RB	5-9	184	r-Fr.	Barrington, Ill. (Barrington)
87	Anderson, Todd	DE	6-2	244	r-Fr.	Jackson, Mich. (Napoleon)
58	Anderson, Trevor	DE	6-2	252	Jr.	Detroit, Mich. (Cincinnati)
60	Bacon, Mike	OL	6-4	305	Sr.	Lansing, Mich. (Lansing Catholic Central)
18	Bates, Aaron	P	6-0	190	So.	New Concord, Ohio (John Glenn)
28	Bell, Mike	S	5-11	190	Sr.	Shaker Heights, Ohio (Shaker Heights)
40	Bendzuck, Nick	FB	6-3	238	So.	Strongsville, Ohio (Mercyhurst College)
15	Boleski, Todd	K	6-6	215	Sr.	Dearborn Heights, Mich. (Divine Child)
13	Burrell, Charles	S	6-2	217	Fr.	Detroit, Mich. (Southeastern)
85	Celek, Garrett	TE	6-5	238	r-Fr.	Cincinnati, Ohio (LaSalle)
57	Cironi, Rocco	OT	6-6	308	Jr.	Warren, Ohio (Warren G. Harding)
8	Cousins, Kirk	QB	6-3	197	r-Fr.	Holland, Mich. (Holland Christian)
3	Cunningham, B.J.	WR	6-2	205	r-Fr.	Westerville, Ohio (Westerville South)
84	Curry, Deon	WR	6-1	215	Sr.	Oakland Township, Mich. (Detroit Country Day)
38	Davis-Clark, Kendall	CB	5-11	207	Sr.	Alliance, Ohio (Alliance)
77	Deane, J'Michael	OT	6-5	290	So.	Toronto, Ontario (Newtonbrook Secondary School)
55	Decker, Adam	LB	6-2	235	Jr.	Rochester Hills, Mich. (Brother Rice)
2	Dell, Mark	WR	6-2	188	So.	Farmington Hills, Mich. (Harrison)
34	Denson, Brandon	LB	5-11	223	Jr.	Willow Run, Mich. (Willow Run)
71	Deyo, John	OL	6-6	265	Fr.	Battle Creek, Mich. (Gull Lake)
72	Diehl, Jason	OL	6-3	285	So.	Wyantskill, N.Y. (Milford Academy)
81	Duran, David	TE	6-5	240	r-Fr.	Marietta, Ga. (Kell)
67	Foreman, Joel	OG	6-3	308	r-Fr.	Highland, Mich. (Milford)
33	Fortener, Danny	S	6-1	199	Jr.	Kettering, Ohio (Archbishop Alter)
83	Gantt, Charlie	TE	6-4	252	So.	Farmington Hills, Mich. (Brother Rice)
50	Gardiner, Steve	LB	6-1	210	Fr.	Dublin, Ohio (Coffman)
43	Gordon, Eric	LB	6-0	224	So.	Traverse City, Mich. (Traverse City West)
4	Grimes, Carl	WR	5-9	184	Sr.	Detroit, Mich. (St. Martin De Porres)
2	Haughey, Matt	K	5-9	170	Sr.	Bridgman, Mich. (Bridgman)
45	Hawken, Andrew	FB	6-2	238	Jr.	Wyoming, Mich. (Grandville)
31	Henderson, Ashton	CB	5-11	182	Jr.	Tallahassee, Fla. (Lincoln)
49	Holmes, Dwayne	DE	6-0	285	Sr.	Detroit, Mich. (Henry Ford)
91	Hoover, Tyler	DE	6-7	268	Fr.	Novi, Mich. (Novi)
7	Hoyer, Brian	QB	6-3	215	Sr.	North Olmsted, Ohio (St. Ignatius)
74	Hueter, Zach	OL	6-7	295	Fr.	Columbiaville, Mich. (North Branch)
11	Hyde, Marcus	S	6-0	200	So.	Fostoria, Ohio (Fostoria)
40	Jenrette, Roderick	S	6-1	193	Jr.	Tampa, Fla. (Chamberlain)
93	Jeremiah, Antonio	NT	6-5	318	So.	Hilliard, Ohio (Hilliard Darby)
20	Jimmerson, A.J.	RB	5-10	207	Jr.	St. Louis, Mo. (Hazelwood Central)
92	Johnson, Ishmyl	DE	6-5	275	So.	Rahway, N.J. (Milford Academy)
26	Johnson, Jesse	S	5-10	185	So.	Durand, Mich. (Durand Area)
53	Jones, Greg	LB	6-1	222	So.	Cincinnati, Ohio (Archbishop Moeller)
98	Jordan, Michael	DT	6-5	285	Jr.	Lansing, Mich. (Eastern Arizona College)
94	Jude, Cameron	DE	6-3	244	Fr.	Chesterfield, Va. (Manchester)
97	Kershaw, Justin	DT	6-5	276	Sr.	Columbus, Ohio (Reynoldsburg)
11	Knibbs, Danny	WR	5-11	188	r-Fr.	Chicago, Ill. (Mount Carmel)
32	Leggett, Ashton	WR	5-11	230	r-Fr.	Muskegon, Mich. (Muskegon)
47	Long, Brandon	DE	6-4	246	Sr.	Canton, Ohio (Glen Oak)
89	Martin, Cam	WR	6-3	178	r-Fr.	Tampa, Fla. (H.B. Plant)
82	Martin, Keshawn	WR	6-0	181	Fr.	Inkster, Mich. (John Glenn)
73	Martin, Roland	OG	6-5	330	Sr.	Chicago, Ill. (Harper)
62	McDonald, Chris	OL/DL	6-5	271	Fr.	Sterling Heights, Mich. (Henry Ford II)
75	McGaha, Jared	OG	6-6	290	r-Fr.	Powell, Tenn. (Powell)
35	McPherson, Jeff	FB	6-1	242	Sr.	Lowell, Mich. (Lowell)
79	Miller, Jesse	OT	6-6	320	Sr.	Somerville, N.J. (Somerville)
36	Misch, Jon	LB	6-2	206	So.	Waterford, Mich. (Orchard Lake St. Mary's)
64	Moss, Brendon	OG	6-6	292	Jr.	Bay Village, Ohio (Fork Union Military Academy)
89	Neely, Colin	DE	6-1	246	So.	Bethlehem, Pa. (Freedom)
9	Nichol, Keith	QB	6-2	205	So.	Lowell, Mich. (Oklahoma)
65	Nitchman, Joel	C	6-3	300	Jr.	Kalamazoo, Mich. (Hackett Catholic Central)
52	Pendy, Andrew	LB	6-1	238	Jr.	Shelby Township, Mich. (Utica Eisenhower)
96	Pickelman, Kevin	DT	6-3	248	r-Fr.	Marshall, Mich. (Marshall)
61	Ray Jr., Arthur	OL	6-3	300	Fr.	Chicago, Ill. (Mount Carmel)
24	Ray, Caulton	RB	5-9	197	Fr.	Southfield, Mich. (Brother Rice)
88	Rigan, Patrick	TE	6-5	265	So.	Traverse City, Mich. (St. Francis)
23	Ringer, Javon	RB	5-9	202	Sr.	Dayton, Ohio (Chaminade-Julienne)
39	Robinson, Trenton	CB	5-10	180	Fr.	Bay City, Mich. (Bay City Central)
54	Rolf, David	LB	6-3	215	Fr.	Piqua, Ohio (Piqua)
44	Rouse, Josh	FB	6-3	235	Jr.	Newtown, Conn. (Valley Forge Military Academy)
16	Rucker, Chris D.	WR	5-10	170	r-Fr.	Detroit, Mich. (Detroit Country Day)
29	Rucker, Chris L.	CB/WR	6-2	190	So.	Warren, Ohio (Warren G. Harding)
68	Ruhland, Ethan	OL	6-6	270	Fr.	Lake Orion, Mich. (Lake Orion)
76	Schmeding, Mike	OT	6-8	320	Jr.	Rutherford, N.J. (St. Mary's)
47	Setterbo, Adam	FB	6-3	248	r-Fr.	Spring Lake, Mich. (Spring Lake Senior)
56	Shackleton, Alex	SN	6-2	238	So.	Breckenridge, Colo. (Summit)
22	Shaw, Enrique	S	6-1	188	So.	Lexington, Ky. (Lafayette)
6	Smith, Fred	WR	6-2	218	Fr.	Detroit, Mich. (Southeastern)
56	Smith, Kyle	LB	6-2	235	Sr.	Novi, Mich. (Detroit Catholic Central)
13	Sonntag, Brad	WR	5-8	175	r-Fr.	Saginaw, Mich. (Nouvel Catholic Central)
48	Stevens, Drew	LB/FB	6-4	225	Fr.	Delaware, Ohio (Olentangy)
66	Stipek, John	OG	6-5	301	Jr.	Macomb Township, Mich. (Dakota)
57	Strayhorn, Jonathon	DE	6-0	255	r-Fr.	Detroit, Mich. (Oak Park)
14	Swenson, Brett	K	5-8	168	Jr.	Pompano Beach, Fla. (St. Thomas Aquinas)
30	Trawick, Brynden	S	6-3	218	Fr.	Marietta, Ga. (Sprayberry)
9	Ware, Jeremy	CB	5-10	186	Jr.	Fort Myers, Fla. (South Carolina)
37	Weaver, Ross	CB	6-1	202	Jr.	Southfield, Mich. (Southfield)
35	Webb, Marcus	LB	5-11	220	Jr.	Pontiac, Mich. (Harper College)
59	Wheat, Ryan	NT	6-5	295	r-Fr.	Flint, Mich. (Carman-Ainsworth)
25	White, Blair	WR	6-2	200	Jr.	Saginaw, Mich. (Nouvel Catholic Central)
86	White, Myles	WR	6-1	165	Fr.	Livonia, Mich. (Stevenson)
21	Wiley, Otis	S	6-2	214	Sr.	Flint, Mich. (Carman-Ainsworth)
19	Williams, David	WR	5-9	178	So.	Monroeville, Pa. (Gateway)
51	Williams, Jamiihr	LB	6-3	239	Fr.	Lima, Ohio (Trotwood-Madison)
70	Wilson, Oren	NT	6-3	290	So.	Teaneck, N.J. (Harmony Community)
41	Winston, Glenn	RB	6-2	215	Fr.	Detroit, Mich. (Denby Tech)
63	Woods, Anthony	OL	6-3	322	Fr.	Melvindale, Mich. (Melvindale)
99	Worthy, Jerel	DT	6-3	305	Fr.	Huber Heights, Ohio (Wayne)

r - redshirt

QUICK FACTS

UNIVERSITY FACTS

Location: East Lansing, Mich.
Population: 450,000
Founded: 1855
Joined Big Ten: 1949
First Year of Big Ten Football: 1953
Enrollment: 45,520
Nickname: Spartans
Colors: Green and White
Marching Band: Spartan Marching Band
President: Lou Anna K. Simon
Director of Athletics: Mark Hollis
Senior Woman Administrator: Shelley Appelbaum
Faculty Representative: Michael Kasavana
Associate AD/Communications: John Lewandowski
Football SID: John Lewandowski
Football SID Office Phone: 517-355-2271
Football SID Home Phone: 517-664-2995
Football SID Cell Phone: 517-243-2354
Football SID Fax: 517-353-9636
Football SID Email: lewand19@ath.msu.edu
Press Box Phone: 517-353-0360
Ticket Office Phone: 517-355-1610
Website: www.msuspartans.com

TEAM FACTS

Head Coach: Mark Dantonio (South Carolina, 1979), 2nd year
Assistant Coaches:
 Don Treadwell (Offensive Coordinator/Wide Receivers)
 Pat Narduzzi (Defensive Coordinator)
 Harlon Barnett (Secondary)
 Dan Enos (Running Backs)
 Ted Gill (Defensive Line)
 Dan Roushar (Offensive Line)
 Mark Staten (Tight Ends/Tackles/Recruiting Coordinator)
 Mike Tressel (Linebackers/Special Teams)
 Dave Warner (Quarterbacks)
 Tim Allen (Director of Football Operations)
 Ken Mannie (Head Strength and Conditioning)
 Tommy Hoke (Assoc. Strength and Conditioning)

Offensive Formation: Multiple

Defensive Formation: Multiple 4-3

Total No. of Starters Returning: 16

Offense: 7

Defense: 7

Special Teams: 2

Total No. of Starters Lost: 11

Offense: 5

Defense: 6

Special Teams: 0

Total No. of Letterwinners Returning: 37

Offense: 15

Defense: 19

Special Teams: 3

Total No. of Letterwinners Lost: 20

Offense: 11

Defense: 9

Special Teams: 0

2007 Overall Record: 7-6

2007 Big Ten Record/Finish: 3-5/T-7th

TEAM HISTORY

First Year of Football: 1896

All-Time Record (Years): 601-414-44 (111)

All-Time Big Ten Record (Years): 216-187-9 (55)

Number of Big Ten Championships (Last): 6 (1990)

All-Time Bowl Record: 7-11

Number of National Championships (Years): 6 (1951, 1952, 1955, 1957, 1965, 1966)

Consensus All-America Selections: 26

First Team All-Big Ten Selections: 137

STADIUM INFORMATION

Name: Spartan Stadium

Capacity: 75,005

Surface: Natural Grass

Largest Crowd/Opponent/Year: 80,401 vs. Notre Dame, 1990

Team Record at Home Stadium: 310-138-13



MINNESOTA GOLDEN GOPHERS

HEAD COACH



Name: Tim Brewster
Date of Birth: Oct. 13, 1960
Hometown: Phillipsburg, N.J.
Education:
High School: Phillipsburg High School
Bachelor's Degree: Illinois, political science, 1983
Playing Experience:
 Tight End, Pasadena City College, 1980-81
 Tight End, Illinois, 1982-83
Coaching Experience:
 Graduate Assistant, Purdue, 1986
 Head Coach, Central Catholic (Lafayette, Ind.) High School, 1987-88

Tight Ends/Special Teams Coach/Recruiting Coordinator, North Carolina, 1989-97
 Tight Ends Coach, Texas, 1998-2001
 Tight Ends Coach, San Diego (NFL), 2002-03
 Asst. Head Coach/Tight Ends Coach, San Diego (NFL), 2004
 Tight Ends Coach, Denver (NFL), 2005-06
 Head Coach, Minnesota, 2007-present

YEAR-BY-YEAR COLLEGIATE HEAD COACHING RECORD

Year	School	Overall Record	Big Ten Record	Bowl Played/ Result	Final AP Ranking
2007	Minnesota	1-11	0-8	—	—
Career Record		1-11	0-8	0-0	

2007 RESULTS

1-11, 0-8 in Big Ten/11th

Date	Score	Opponent	Attendance
Sept. 1	L, 31-32	Bowling Green (OT)	49,253
Sept. 8	W, 41-35	Miami (Ohio) (30T)	45,383
Sept. 15	L, 39-42	vs. Florida Atlantic [1]	10,759
Sept. 22	L, 31-45	Purdue	47,483
Sept. 29	L, 7-30	No. 8/8/7 Ohio State	51,611
Oct. 6	L, 20-40	at Indiana	32,009
Oct. 13	L, 48-49	at Northwestern (20T)	23,314
Oct. 20	L, 21-27	North Dakota State	63,088
Oct. 27	L, 10-34	at No. 19/21/21 Michigan	109,432
Nov. 3	L, 17-44	Illinois	46,604
Nov. 10	L, 16-21	at Iowa	70,585
Nov. 17	L, 34-41	No. 24/24/23 Wisconsin	59,116

[1] at Miami, Fla.

Note: Rankings as of game date

DEPTH CHART

OFFENSE

POS	First Team	Second Team
QB	ADAM WEBER	Tony Mortensen
RB	DUANE BENNETT	Jay Thomas
WR	Ralph Spry	Brodrick Smith
FL	Brandon Green	Ben Kuznia
SE	ERIC DECKER	Xzavian Brandon
TE	JACK SIMMONS	Nick Tow-Arnett
LT	Dominic Alford	Ryan Orton
LG	D.J. BURRIS	Ned Tavale
C	Jeff Tow-Arnett	Trey Davis
RG	Ryan Wynn	Jason Meinke
RT	Chris Bunders	Ryan Ruckdashel

DEFENSE

POS	First Team	Second Team
LE	Cedric McKinley	LEE CAMPBELL
LT	ERIC SMALL	Jewhan Edwards
RT	Garrett Brown	Barrett Moen
RE	WILLIE VANDESTEEG	Derrick Onwuachi
LB	Simoni Lawrence	Kevin Manion
LB	STEVE DAVIS	Nate Triplett
LB	DEON HIGHTOWER	Sam Maresh
CB	Marcus Sherels	RYAN COLLADO
FS	Tramaine Brock	Tim Dandridge
SS	KYLE THERET	Keanon Cooper
CB	Traye Simmons	RYAN COLLADO

SPECIALISTS

POS	First Team	Second Team
PK	Joel Monroe	
P	Justin Kucek	
KR	Marcus Sherels	DeLeon Eskridge
PR	Marcus Sherels	
LS	Ryan Coleman	
H	Justin Kucek	

Returning starters in ALL CAPS

2008 SCHEDULE

Date	Opponent
Aug. 30.....	NORTHERN ILLINOIS
Sept. 6.....	at Bowling Green
Sept. 13.....	MONTANA STATE
Sept. 20.....	FLORIDA ATLANTIC
Sept. 27.....	at Ohio State
Oct. 4.....	INDIANA
Oct. 11.....	at Illinois
Oct. 25.....	at Purdue
Nov. 1.....	NORTHWESTERN
Nov. 8.....	MICHIGAN
Nov. 15.....	at Wisconsin
Nov. 22.....	IOWA

Home games in ALL CAPS



MINNESOTA ROSTER

No.	Name	Pos.	Ht.	Wt.	Yr.	Hometown (Previous School)
76	Alford, Dominic	OL	6-3	315	So.	Cleveland, Ohio (Shaker Heights)
19	Allison, Andrew	DB	5-10	180	Jr.	Ladysmith, Wis. (Ladysmith)
22	Bennett, Duane	RB	5-9	195	So.	Fairview Heights, Ill. (O'Fallon Township)
80	Brandon, Xzavian	WR	6-3	185	Fr.	Duluth, Ga. (Northfield)
63	Brinkhaus, Andy	OL	6-3	300	So.	Bloomington, Minn. (Bloomington Jefferson)
1	Brock, Tramaime	S	6-0	187	Jr.	Long Beach, Miss. (Mississippi Gulf Coast CC)
92	Brody, William	DE	6-4	240	Sr.	Garfield Heights, Ohio (Benedictine)
99	Brown, Garrett	DT	6-2	290	Jr.	New Haven, Conn. (Fairfield College Prep)
18	Buckner, R.J.	RB	5-11	205	So.	Keller, Texas (Harvest Christian Academy)
68	Bunders, Chris	OL	6-3	305	r-Fr.	Maple Grove, Minn. (Osseo)
53	Burris, D.J.	OL	6-2	280	So.	Kenton, Ohio (Kenton)
30	Campbell, Lee	DE	6-3	250	Jr.	Naples, Fla. (Gulf Coast)
77	Carufel, Matt	OL	6-5	295	Jr.	Forest Lake, Minn. (Notre Dame)
47	Coleman, Ryan	LS	6-1	230	So.	Brookfield, Wis. (Brookfield East)
20	Collado, Ryan	CB	5-9	170	So.	Cincinnati, Ohio (Hills Christian)
31	Combs, Terrell	ATH	6-2	250	Fr.	Lexington, Ky. (Bryan Station)
4	Cooper, Keanon	FS	6-0	200	Fr.	Dallas, Texas (Skyline)
26	Dandridge, Tim	DB	6-1	180	Fr.	Detroit, Mich. (Highland Park)
56	Davis, Steve	LB	6-2	225	Sr.	St. Louis, Mo. (McCluer North)
61	Davis, Trey	OL	6-2	275	r-Fr.	Farmington, Minn. (Farmington)
7	Decker, Eric	WR	6-2	215	Jr.	Cold Spring, Minn. (Rocor)
68	Edwards, Jewhan	DT	6-2	320	Fr.	Philadelphia, Pa. (Roman Catholic)
37	Ellestad, Eric	K	6-2	205	So.	Brooklyn Park, Minn. (Armstrong)
23	Estridge, DeLeon	RB	5-11	190	Fr.	San Francisco, Calif. (Junipero Serra)
43	Grant, Ryan	LB	6-2	215	Fr.	Eden Prairie, Minn. (Eden Prairie)
5	Gray, MarQueis	QB	6-4	215	Fr.	Indianapolis, Ind. (Ben Davis)
2	Green, Brandon	WR	6-0	180	Fr.	Chicago, Ill. (Robeson)
90	Henderson, Raymond	DE	6-6	250	Jr.	Oak Creek, Wis. (Tennessee)
45	Hennessey, Thomas	LB	5-11	215	Jr.	Somerset, Wis. (Somerset)
44	Hightower, Deon	LB	6-3	215	Sr.	Arlington, Texas (Mansfield Summit)
35	Hoese, Jon	S	6-2	200	So.	Glencoe, Minn. (Glencoe-Silver Lake)
96	Hughes, Curtis	TE	6-4	240	So.	Chicago, Ill. (Gwendolyn Brooks College Prep)
97	Jacobs, Anthony	DE	6-2	285	r-Fr.	Northfield, Minn. (Northfield)
49	Jilek, Scott	S	5-11	205	So.	Eden Prairie, Minn. (Eden Prairie)
82	Johnson, Johnny	WR	5-9	180	Fr.	Chicago, Ill. (Robeson)
34	Johnson, Tyler	RB	5-10	195	So.	Fridley, Minn. (Concordia Academy)
96	Kirksey, Brandon	DE	6-2	265	Fr.	St. Louis, Mo. (Hazelwood East)
48	Klitzke, Bryan	DB	6-1	185	r-Fr.	Chippewa Falls, Wis. (Chippewa Falls)
41	Kucek, Justin	P	6-0	200	Sr.	Canfield, Ohio (Canfield)
16	Kuznia, Ben	WR	6-0	185	Jr.	Olivia, Minn. (BOLD)
85	Lair, Eric	TE	6-3	210	Fr.	Houston, Texas (Lamar)
21	Lawrence, Simoni	SS	6-1	205	Fr.	Upper Darby, Pa. (Valley Forge Military)
19	Maciejowski, Mike	QB	6-3	215	Sr.	Columbus, Ohio (Upper Arlington)
28	Mannion, Kevin	LB	6-2	215	Sr.	Germantown, Wis. (Germantown)
17	Maresh, Sam	LB	6-3	235	Fr.	Champlin, Minn. (Champlin Park)
88	McGarry, Collin	TE	6-4	230	So.	Stillwater, Minn. (Stillwater)
13	McKelton, Michael	DB	5-10	185	Jr.	Royal Palm Beach, Fla. (Royal Palm Beach)
55	McKinley, Cedric	DE	6-5	250	Jr.	Demopolis, Ala. (Mississippi Gulf Coast CC)
83	McKnight, Da'Jon	WR	6-3	200	Fr.	Dallas, Texas (Skyline)
73	Meinke, Jason	OL	6-5	270	Jr.	Apple Valley, Minn. (Eastview)
71	Mensen, Chris	OL	6-5	255	Jr.	Solon, Iowa (Solon)
89	Moen, Barrett	DT	6-3	270	Jr.	Bloomington, Minn. (Bloomington Jefferson)
36	Monroe, Joel	K	5-11	190	Sr.	Brooklyn Park, Minn. (Robbinsdale-Cooper)
87	Moore, Kyle	WR	6-1	180	r-Fr.	St. Paul, Minn. (Cretin-Derham Hall)
59	Moore, Steve	LB	6-2	230	Sr.	Coon Rapids, Minn. (Blaine)
17	Mortensen, Tony	QB	6-3	230	Sr.	Hutchinson, Minn. (Hutchinson)
13	Nance, John	QB	6-4	185	Fr.	St. Paul, Minn. (Cretin-Derham Hall)
12	Ogundipe, Damola	RB	5-7	175	So.	New Brighton, Minn. (Irondale)
93	Onwuachi, Derrick	DE	6-5	250	Jr.	Newhall, Calif. (College of the Canyons)
78	Orton, Ryan	OL	6-4	265	r-Fr.	Eden Prairie, Minn. (Eden Prairie)
9	Pittman, David	QB	5-11	185	Jr.	Snellville, Ga. (Pasadena City College)
8	Reeves, Spencer	LB	6-2	200	Fr.	Dallas, Texas (Skyline)
3	Royston, Kim	DB	5-11	185	Jr.	Minneapolis, Minn. (Wisconsin)
74	Ruckdashel, Ryan	OL	6-5	275	Jr.	Apple Valley, Minn. (Eastview)
29	Salamon, Shady	RB	5-10	185	Fr.	S. St. Paul, Minn. (Cretin-Derham Hall)
33	Sharpe, Rex	LB	6-3	230	Jr.	Fairfield, Ala. (Arizona Western College)
24	Sherels, Marcus	WR	5-11	165	Jr.	Rochester, Minn. (John Marshall)
15	Simmons, Jack	TE	6-4	240	Sr.	Libertyville, Ill. (Carmel)
15	Simmons, Traye	DB	5-11	175	Jr.	Marietta, Ga. (College of the Sequoias)
38	Singletary, Marcus	DB	5-11	190	Jr.	Hinesville, Ga. (Rainy River CC)
51	Small, Eric	DT	6-2	280	Jr.	Naperville, Ill. (Joliet JC [III.]
1	Smith, Brodrick	WR	6-3	200	Fr.	Garden City, Kan. (Garden City)
81	Spry, Ralph	WR	5-11	175	So.	Auburn, Ala. (Auburn)
79	Stommes, Matt	OL	6-7	270	Jr.	Richmond, Minn. (Eden Valley-Watkins)
39	Stommes, Nicholas	DB	6-1	195	Jr.	Owen, Wis. (Owen-Withee)
11	Stoudermire, Troy	CB	5-10	185	Fr.	Dallas, Texas (Skyline)
57	Strouth, Tony	DL	6-0	240	So.	Edina, Minn. (Edina)
50	Sveum, Patrick	LB	6-1	220	Jr.	Rochester, Minn. (Century)
34	Tate, Andre	LB	6-2	210	r-Fr.	Mendota Heights, Minn. (Henry Sibley)
66	Tavale, Nedward	OL	6-2	320	Jr.	St. Paul, Minn. (Cretin-Derham Hall)
27	Theret, Kyle	DB	5-11	185	So.	Murrieta, Calif. (J.K. Mullen)
20	Thomas, Jay	RB	6-0	195	Jr.	Oakdale, Minn. (Tartan)
84	Thompson, Jimmy	WR	6-1	180	r-Fr.	Hayward, Wis. (Hayward)
58	Tinsley, Gary	LB	6-1	220	Fr.	Jacksonville, Fla. (First Coast)
52	Tow-Arnott, Jeff	OL	6-2	275	Jr.	Redwood Falls, Minn. (Redwood Valley)
48	Tow-Arnott, Nick	TE	6-4	250	Jr.	Redwood Falls, Minn. (Redwood Valley)
32	Triplett, Nathan	LB	6-3	240	Jr.	Maple Plain, Minn. (Delano)
42	U'u, Logan	LB	5-10	225	Jr.	Oakland, Calif. (Laney College [Calif.]
91	VanDeSteg, Willie	DE	6-4	255	Sr.	Silver Lake, Minn. (Glencoe-Silver Lake)
8	Weber, Adam	QB	6-3	220	So.	Shoreview, Minn. (Mounds View)
67	Weber, Nick	OL	6-6	300	Jr.	Hastings, Minn. (Rochester CC)
6	Whaley, Kevin	RB	5-9	180	Fr.	Virginia Beach, Va. (Salem)
14	White, Damien	WR	6-0	170	r-Fr.	Culver City, Calif. (Culver City)
98	Wilhite, D.L.	DE	6-4	235	Fr.	Lexington, Ky. (Bryan Station)
60	Wynn, Ryan	OL	6-5	240	r-Fr.	Plymouth, Minn. (Maple Grove)

r - redshirt

QUICK FACTS

UNIVERSITY FACTS

Location: Minneapolis, Minn.
Population: 386,000
Founded: 1851
Joined Big Ten: 1896 (charter member)
First Year of Big Ten Football: 1896
Enrollment: 50,402
Nickname: Golden Gophers
Colors: Maroon and Gold
Marching Band: University of Minnesota Marching Band
President: Robert Bruininks
Director of Athletics: Joel Maturi
Senior Woman Administrator: Regina Sullivan
Faculty Representative: Linda Brady, Richard Weinberg
Director of Athletic Communications: Garry Bowman
Football SID: Andy Seeley
Football SID Office Phone: 612-626-0299
Football SID Cell Phone: 612-269-2706
Football SID Fax: 612-625-0359
Football SID Email: aseeley@umn.edu
Press Box Phone: 612-627-4400
Ticket Office Phone: 612-624-8080
Website: www.gophersports.com

TEAM FACTS

Head Coach: Tim Brewster (Illinois, 1983), 2nd year
Assistant Coaches:
 Mike Dunbar (Asst. Head Coach/Offensive Coordinator)
 Ted Roof (Defensive Coordinator)
 Daniel Berezowitz (Recruiting Coordinator)
 John Butler (Linebackers/Special Teams)
 Tim Cross (Assoc. Head Coach/Defensive Line)
 Thomas Hammock (Running Backs/Asst. Recruiting Coordinator)
 Mark Hill (Head Strength and Conditioning)
 Ronnie Lee (Secondary)
 Derek Lewis (Tight Ends/Asst. Special Teams)
 George McDonald (Wide Receivers)
 Phil Meyer (Offensive Line)
 Will Peoples (Asst. Strength and Conditioning)
 Dan O'Brien (Director of Football Operations)

Offensive Formation: Spread

Defensive Formation: 4-3

Total No. of Starters Returning: 17

Offense: 8

Defense: 7

Special Teams: 2

Total No. of Starters Lost: 10

Offense: 4

Defense: 5

Special Teams: 1

Total No. of Letterwinners Returning: 43

Offense: 20

Defense: 20

Special Teams: 3

Total No. of Letterwinners Lost: 17

Offense: 6

Defense: 10

Special Teams: 1

2007 Overall Record: 1-11

2007 Big Ten Record/Finish: 0-8/11th

TEAM HISTORY

First Year of Football: 1882
All-Time Record (Years): 627-450-44 (125)
All-Time Big Ten Record (Years): 316-341-28 (112)
Number of Big Ten Championships (Last): 18 (1967)
All-Time Bowl Record: 5-7
Number of National Championships (Years): 6 (1934, 1935, 1936, 1940, 1941, 1960)

Consensus All-America Selections: 33

First Team All-Big Ten Selections: 175

STADIUM INFORMATION

Name: Hubert H. Humphrey Metrodome
Capacity: 64,172
Surface: FieldTurf
Largest Crowd/Opponent/Year: 65,184 vs. Iowa, 2002
Team Record at Home Stadium: 83-77-2



NORTHWESTERN WILDCATS

HEAD COACH



Name: Pat Fitzgerald
Date of Birth: Dec. 2, 1974
Hometown: Orland Park, Ill.
Education:
High School: Carl Sandburg High School
Bachelor's Degree: Northwestern, organizational studies, 1996
Playing Experience: Linebacker, Northwestern, 1993-96
Coaching Experience: Defensive Graduate Assistant, Maryland, 1998

Defensive Graduate Assistant, Colorado, 1999
 Linebackers/Special Teams Coach, Idaho, 2000
 Defensive Backs Coach, Northwestern, 2001
 Linebackers Coach, Northwestern, 2002-03
 Linebackers Coach/Recruiting Coordinator, Northwestern, 2004-05
 Head Coach, Northwestern, 2006-present

YEAR-BY-YEAR COLLEGIATE HEAD COACHING RECORD

Year	School	Overall Record	Big Ten Record	Bowl Played/ Final AP Result	Ranking
2006	Northwestern	4-8	2-6	—	—
2007	Northwestern	6-6	3-5	—	—
Career Record		10-14	5-11	0-0	

2007 RESULTS

6-6, 3-5 in Big Ten/T-7th

Date	Score	Opponent	Attendance
Sept. 1	W, 27-0	Northeastern	16,199
Sept. 8	W, 36-31	Nevada	17,653
Sept. 15	L, 14-20	Duke	23,716
Sept. 22	L, 7-58	at No. 8/9 Ohio State	105,178
Sept. 29	L, 16-28	Michigan	40,604
Oct. 6	W, 48-41	at No. -/25 Michigan St. (OT)	67,378
Oct. 13	W, 49-48	Minnesota (2OT)	23,314
Oct. 19	W, 26-14	vs. Eastern Mich. [1]	10,000
Oct. 27	L, 17-35	at Purdue	58,237
Nov. 3	L, 17-28	Iowa	30,173
Nov. 10	W, 31-28	Indiana	20,466
Nov. 17	L, 22-41	at No. 20/21/20 Illinois	54,116

[1] at Detroit, Mich.

Note: Rankings as of game date

DEPTH CHART

OFFENSE

POS	First Team	Second Team
QB	C.J. BACHER	Mike Kafka
RB	TYRELL SUTTON	Omar Conteh
SB	Josh Rooks	Drake Dunsmore
WR	ERIC PETERMAN	Jeff Yarbrough
WR	ROSS LANE	Kevin Frymire <i>or</i> Charles Brown
WR	RASHEED WARD	Sidney Stewart
LT	Al Netter	Ramon Diaz
LG	Keegan Kennedy	Desmond Taylor
C	Ben Burkett	Alex Rucks <i>or</i> Doug Bartels
RG	JOEL BELDING	Keegan Grant
RT	KURT MATTES	Mike Boyle

DEFENSE

POS	First Team	Second Team
LE	COREY WOOTTON	Corbin Bryant
LT	JOHN GILL	Jack DiNardo
RT	ADAM HAHN	Marshall Thomas
RE	KEVIN MIMS	Vince Browne
LB	PRINCE KWATENG	Mike Dinard
LB	MALCOLM ARRINGTON	Nate Williams
LB	Quentin Davie	Ben Johnson
CB	Justan Vaughn	Jordan Mabin <i>or</i> Mike Bolden
S	BRAD PHILLIPS	David Arnold
S	BRENDAN SMITH	Brian Peters
CB	SHERRICK McMANIS	David Oredugba

SPECIALISTS

POS	First Team	Second Team
PK	AMADO VILLARREAL	Stefan Demos
P	STEFAN DEMOS	Kyle Daley
KR	SHERRICK McMANIS	STEPHEN SIMMONS
PR	ERIC PETERMAN	Brendan Smith
LS	PHIL BRUNNER	John Gill
H	Kyle Daley	Stefan Demos

Returning starters in ALL CAPS

2008 SCHEDULE

Date	Opponent
Aug. 30.....	SYRACUSE
Sept. 6.....	at Duke
Sept. 13.....	SOUTHERN ILLINOIS
Sept. 20.....	OHIO
Sept. 27.....	at Iowa
Oct. 11.....	MICHIGAN STATE
Oct. 18.....	PURDUE
Oct. 25.....	at Indiana
Nov. 1.....	at Minnesota
Nov. 8.....	OHIO STATE
Nov. 15.....	at Michigan
Nov. 22.....	ILLINOIS

Home games in ALL CAPS



NORTHWESTERN ROSTER

No.	Name	Pos.	Ht.	Wt.	Yr.	Hometown (Previous School)
69	Adamle, Nick	OL	6-4	295	Fr.	Wheaton, Ill. (Wheaton North)
73	Armstrong, Colin	OL	6-5	275	r-Fr.	Wheaton, Ill. (Lisle Benet Academy)
91	Arnfelt, Brian	DE	6-5	250	Fr.	Lake Elmo, Minn. (Stillwater)
32	Arnold, David	S	6-1	190	r-Fr.	Copley, Ohio (Copley)
46	Arrington, Malcolm	LB	6-2	235	Sr.	Rochester Hills, Mich. (Orchard Lake St. Mary's Prep)
18	Bachér, C.J.	QB	6-2	210	Sr.	Sacramento, Calif. (Jesusit)
86	Barber, Brendan	WR	6-2	200	Fr.	Erie, Pa. (Cathedral Prep)
64	Bartels, Doug	OL	6-4	285	r-Fr.	Caledonia, Ill. (Rockford Boylan Catholic)
43	Bates, Hunter	S	5-10	175	Fr.	Ponte Vedra Beach, Fla. (Nease)
88	Bayless, Martin	WR	6-2	205	Fr.	Fresno, Texas (Hightower)
52	Belding, Joel	OL	6-3	300	Sr.	Seville, Ohio (Cloverleaf)
21	Bolden, Mike	CB	6-1	185	r-Fr.	Evanston, Ill. (Evanston Township)
66	Boyle, Mike	OL	6-7	275	So.	Havertown, Pa. (St. Joe's Prep/The Hun School [N.J.]
12	Brewer, Andrew	WR	6-3	210	Jr.	Tulsa, Okla. (Jenks)
6	Brown, Charles	WR	5-11	175	r-Fr.	Chicago, Ill. (Robeson)
94	Browne, Vince	DE	6-5	240	r-Fr.	Lisbon, Ohio (David Anderson)
86	Brunner, Phil	LS	6-2	220	Sr.	South Milwaukee, Wis. (South Milwaukee)
98	Bryant, Corbin	DE	6-4	275	So.	Chicago, Ill. (Morgan Park)
65	Burkett, Ben	OL	6-4	260	r-Fr.	Toledo, Ohio (St. John's Jesuit)
27	Carpenter, Jared	S	6-0	200	Fr.	Bowling Green, Ky. (Bowling Green)
55	Cisek, Bo	LB	6-2	225	Fr.	Chicago, Ill. (Notre Dame)
2	Coleman, Lee	WR	5-10	175	So.	Gainesville, Ga. (East Hall)
20	Concannon, Scott	RB	5-10	185	r-Fr.	Columbia, Mo. (Rock Bridge)
29	Conteh, Omar	RB	6-0	205	Sr.	Cypress, Texas (Cy-Fair)
97	Daley, Kyle	P/PK	6-0	190	Sr.	Arlington, Texas (Lamar)
23	Daniel, Alex	RB	6-0	200	Fr.	Roswell, Ga. (Roswell)
41	Davie, Quentin	LB	6-4	215	So.	St. Louis, Mo. (Cardinal Ritter)
79	Deiters, Neal	OL	6-8	310	Fr.	Elmhurst, Ill. (York)
1	Demos, Stefan	P/PK	5-10	190	So.	Scottsdale, Ariz. (Horizon)
60	Diaz, Ramon	OL	6-4	295	Jr.	Morris, Ill. (Morris)
31	Dinard, Mike	LB	6-2	235	Sr.	Parma, Ohio (Padua Franciscan)
90	DiNardo, Jack	DT	6-4	250	r-Fr.	Hinsdale, Ill. (Hinsdale Central)
37	Dockery, Todd	S	5-10	190	Sr.	Atlanta, Ga. (Riverwood)
22	Dugar, Demetrius	CB	5-11	175	Fr.	Houston, Texas (Aldine)
42	Dunsmore, Drake	SB	6-3	220	So.	Lenexa, Kan. (Saint Thomas Aquinas)
11	Ebert, Jeremy	WR	6-0	175	Fr.	Hilliard, Ohio (Hilliard Darby)
84	Fields, Demetrius	WR	6-0	200	Fr.	Dallas, Texas (South Oak Cliff)
15	Fisher, Carl	WR	6-0	200	So.	Bolingbrook, Ill. (Bolingbrook)
34	Flaherty, Steve	PK	6-1	175	Fr.	Chicago, Ill. (St. Rita)
81	Frymire, Kevin	WR	6-1	180	Jr.	Burr Ridge, Ill. (Nazareth Academy)
70	Gill, John	DT	6-3	290	Sr.	Los Altos Hills, Calif. (Bellarmine College Prep)
63	Grant, Keegan	OL	6-2	295	So.	Coal City, Ill. (Coal City)
79	Hahn, Adam	DT	6-4	295	Jr.	Hartford, Wis. (Hartford Union)
14	Harper, Caleb	CB	5-11	180	Fr.	Murfreesboro, Tenn. (Siegel)
71	Highlen, Tanner	OL	6-3	290	Jr.	Peoria, Ariz. (Centennial)
49	Ison, Mark	P/WR	6-0	190	So.	Powell, Ohio (Oleantangy Liberty)
50	Jeske, Chris	LB	6-1	230	Jr.	Yorkville, Ill. (Joliet Catholic Academy)
35	Johnson, Ben	LB	6-4	205	r-Fr.	Trevor, Wis. (Shoreland Lutheran)
48	Johnson, Rejaie	DE	6-2	240	Sr.	La Marque, Texas (La Marque)
54	Jones, Tyris	LB	6-0	195	Fr.	Fort Wayne, Ind. (Concordia Lutheran)
82	Joplin, Cameron	TE	6-5	250	r-Fr.	Ann Arbor, Mich. (Ann Arbor Pioneer)
13	Kafka, Mike	QB	6-3	220	Jr.	Chicago, Ill. (St. Rita)
62	Kennedy, Keegan	OL	6-2	285	Sr.	Jupiter, Fla. (Cardinal Newman)
23	Kurzawski, James	S	5-10	180	Fr.	Evanston, Ill. (Loyola Academy)
36	Kwateng, Prince	LB	6-2	235	Sr.	Munster, Ind. (Munster)
9	Lane, Ross	WR	6-3	190	Sr.	Ft. Myers, Fla. (Bishop Verot)
49	Lilja, Scott	S	5-10	200	So.	Lake Bluff, Ill. (Lake Forest)
92	Luxenburg, Evan	DT	6-3	275	Fr.	Beachwood, Ohio (Beachwood)
26	Mabin, Jordan	CB	5-11	175	r-Fr.	Northfield Center, Ohio (Nordonia)
93	Mafuli, Niko	DT	6-3	305	r-Fr.	Florissant, Mo. (Saint Louis University High)
85	Markshaussen, Zeke	WR	5-11	180	Jr.	Capron, Ill. (North Boone)
78	Mattes, Kurt	OL	6-6	290	Jr.	Larksville, Pa. (Wyoming Valley West)
87	Matthews, Jeravin	WR	5-11	170	Fr.	Canonsburg, Pa. (Canon-McMillan)
14	Mauro, Joe	QB	6-4	220	So.	Bedford, Texas (L.D. Bell)
24	McManis, Sherrick	CB	6-1	180	Jr.	Peoria, Ill. (Richwoods)
51	McNaul, Bryce	LB	6-4	235	r-Fr.	Eden Prairie, Minn. (Eden Prairie)
95	Mims, Kevin	DE	6-3	270	Sr.	The Woodlands, Texas (The Woodlands)
80	Mitchell, Brendan	SB	6-3	250	Jr.	Twinsburg, Ohio (Western Reserve Academy)
83	Mitchell, Kevin	WR	6-1	215	Jr.	Skokie, Ill. (Notre Dame)
72	Mulroe, Brian	OL	6-4	265	Fr.	Glenview, Ill. (Loyola Academy)
52	Nagel, Aaron	LB	6-1	225	So.	Lemont, Ill. (Lemont)
40	Nagel, Brett	SB	6-4	230	Fr.	Lemont, Ill. (Lemont)
75	Netter, Al	OL	6-6	280	r-Fr.	Rohnert Park, Calif. (Cardinal Newman)
34	Nussbaum, James	S	6-2	215	So.	Greenwood, Ind. (Center Grove)
33	Nwabuisi, David	LB	6-0	215	Fr.	Houston, Texas (Episcopal)
16	Oredugba, David	CB	6-2	195	Sr.	Sherman Oaks, Calif. (Beverly Hills)
58	Pace, John Henry	LS	5-11	210	r-Fr.	Hinsdale, Ill. (Hinsdale Central)
3	Persa, Dan	QB	6-1	205	r-Fr.	Bethlehem, Pa. (Liberty)
10	Peterman, Eric	WR	6-1	200	Sr.	Sherman, Ill. (Springfield Sacred Heart-Griffin)
38	Peters, Brian	S	6-4	205	r-Fr.	Pickerington, Ohio (Pickerington Central)
45	Petty, Kyle	LB	6-0	220	r-Fr.	Northbrook, Ill. (Glenbrook North)
17	Phillips, Brad	S	6-4	210	Jr.	Export, Pa. (Franklin Regional)
39	Pinckney, Stone	LB	6-0	215	Fr.	Columbia, S.C. (Hammond School)
55	Pohlen, Pat	LB	6-3	225	r-Fr.	Villa Park, Calif. (Villa Park)
74	Porcelli, Chuck	OL	6-7	295	Fr.	Oak Brook, Ill. (Montini Catholic)
77	Radek, Jeff	OL	6-6	300	Fr.	Naperville, Ill. (Neuqua Valley)
89	Rooks, Josh	TE	6-6	255	So.	Zeeland, Mich. (Holland Christian)
59	Rucks, Alex	OL	6-4	305	Sr.	Lincolnshire, Ill. (Stevenson)
39	Schmidt, Jacob	RB	5-10	200	r-Fr.	Rhineland, Wis. (Rhineland)
16	Scott, Harrison	QB	6-2	195	Fr.	Dalton, Ga. (Dalton)
25	Simmons, Stephen	RB	5-8	180	So.	St. Louis, Mo. (St. Louis University High)
4	Smith, Brendan	S	6-1	210	Jr.	Andover, Mass. (New Hampton Prep [N.H.]
5	Stewart, Sidney	WR	6-1	180	So.	Farmington Hills, Mich. (Farmington Harrison)
61	Struckmeyer, Andrew	DT	6-2	245	r-Fr.	Vienna, Va. (Thomas Jefferson)
19	Sutton, Tyrell	RB	5-9	190	Sr.	Akron, Ohio (Archbishop Hoban)
76	Taylor, Desmond	OT	6-3	285	Jr.	Los Angeles, Calif. (Loyola)
67	Thomas, Marshall	DT	6-3	285	Jr.	Miami, Fla. (Belen Jesuit Prep)
28	Vaughn, Justin	CB	6-0	180	So.	Pearland, Texas (Pearland)
96	Villarreal, Amado	PK	5-10	180	Sr.	Englewood, Colo. (Englewood)
8	Ward, Rasheed	WR	5-11	180	Sr.	Chicago, Ill. (Harper)
56	Watt, Kevin	DE	6-4	230	r-Fr.	Glen Ellyn, Ill. (Glenbard West)
20	Weak, Tim	PK	6-1	170	Fr.	Omaha, Neb. (Millard North)
47	Weina, Ricky	CB	5-11	175	r-Fr.	Union Grove, Wis. (Union Grove Union)
57	Williams, Nate	LB	6-2	230	So.	Pittsburgh, Pa. (Pittsburgh Central Catholic)
53	Williams, Quentin	LB	6-4	235	Fr.	Pittsburgh, Pa. (Pittsburgh Central Catholic)
44	Woodsum, Mark	SB	6-0	240	Jr.	Arlington Heights, Ill. (Buffalo Grove)
99	Wootton, Corey	DE	6-7	280	Jr.	Rutherford, N.J. (Don Bosco Prep)
7	Yarborough, Jeff	WR	5-11	180	Sr.	Richton Park, Ill. (Rich South)

r - redshirt

QUICK FACTS

UNIVERSITY FACTS

Location: Evanston, Ill.
Population: 75,000
Founded: 1851
Joined Big Ten: 1896 (charter member)
First Year of Big Ten Football: 1896
Enrollment: 8,000
Nickname: Wildcats
Colors: Purple and White
Marching Band: Northwestern University Marching Band
President: Henry S. Bienen
Director of Athletics: Jim Phillips
Senior Woman Administrator: Noreen Morris
Faculty Representative: Robert Gundlach
Sports Information Director: Mike Wolf
Football SID: Mike Wolf
Football SID Office Phone: 847-467-2028
Football SID Home Phone: 773-856-6080
Football SID Cell Phone: 847-833-3095
Football SID Fax: 847-491-8818
Football SID Email: mwolf@northwestern.edu
Press Box Phone: 847-491-8835
Ticket Office Phone: 847-491-2287
Website: NUSports.com

TEAM FACTS

Head Coach: Pat Fitzgerald (Northwestern, 1996), 3rd year
Assistant Coaches:
 Randy Bates (Linebackers)
 Jerry Brown (Asst. Head Coach/Defensive Backs)
 Adam Cushing (Superbacks/Recruiting Coordinator)
 Mike Hankwitz (Defensive Coordinator/Safeties)
 Bret Ingalls (Offensive Line/Running Game Coordinator)
 Kevin Johns (Wide Receivers/Passing Game Coordinator)
 Marty Long (Defensive Line)
 Matt MacPherson (Running Backs)
 Mick McCall (Offensive Coordinator/Quarterbacks)

Offensive Formation: Spread
Defensive Formation: Multiple 4-3
Total No. of Starters Returning: 19
Offense: 8
Defense: 7
Special Teams: 4

Total No. of Starters Lost: 7
Offense: 3
Defense: 4
Special Teams: 0

Total No. of Letterwinners Returning: 47
Offense: 26
Defense: 17
Special Teams: 4

Total No. of Letterwinners Lost: 19
Offense: 7
Defense: 11
Special Teams: 1

2007 Overall Record: 6-6

2007 Big Ten Record/Finish: 3-5/T-7th

TEAM HISTORY:

First Year of Football: 1882
All-Time Record (Years): 457-611-44 (126)
All-Time Big Ten Record (Years): 236-440-22 (112)
Number of Big Ten Championships (Last): 8 (2000)
All-Time Bowl Record: 1-5
Number of National Championships (Years): None
Consensus All-America Selections: 13
First Team All-Big Ten Selections: 125

STADIUM INFORMATION:

Name: Ryan Field
Capacity: 47,130
Surface: Grass
Largest Crowd/Opponent/Year: 55,752 vs. Notre Dame, 1962
Team Record at Home Stadium: 195-231-10



OHIO STATE BUCKEYES

HEAD COACH



Name: Jim Tressel
Date of Birth: Dec. 5, 1952
Hometown: Mentor, Ohio
Education:
High School: Berea High School
Bachelor's Degree: Baldwin-Wallace, education, 1975
Master's Degree: Akron, education, 1977
Playing Experience:
 Quarterback, Baldwin-Wallace, 1971-74
Coaching Experience:
 Graduate Assistant, Akron, 1975
 Quarterbacks/Receivers Coach, Akron, 1976-78

Quarterbacks/Receivers Coach, Miami (Ohio), 1979-80
 Quarterbacks Coach, Syracuse, 1981-82
 Quarterbacks/Receivers/Running Backs Coach, Ohio State, 1983-85
 Head Coach, Youngstown State, 1986-2000
 Head Coach, Ohio State, 2001-present

YEAR-BY-YEAR COLLEGIATE HEAD COACHING RECORD

Year	School	Overall Record	Big Ten Record	Bowl Played/ Result	Final AP Ranking
1986	Youngstown State	2-9	—	—	—
1987	Youngstown State	8-4	—	I-AA Playoffs	—
1988	Youngstown State	4-7	—	—	—
1989	Youngstown State	9-4-1	—	I-AA Playoffs	—
1990	Youngstown State	11-1	—	I-AA Playoffs	—
1991	Youngstown State	12-3	—	I-AA Champions	1st
1992	Youngstown State	11-3-1	—	I-AA Runners-up	2nd
1993	Youngstown State	13-2	—	I-AA Champions	1st
1994	Youngstown State	14-0-1	—	I-AA Champions	1st
1995	Youngstown State	3-8	—	—	—
1996	Youngstown State	8-3	—	—	—
1997	Youngstown State	13-2	—	I-AA Champions	1st
1998	Youngstown State	6-5	—	—	—
1999	Youngstown State	12-3	—	I-AA Runners-up	2nd
2000	Youngstown State	9-3	—	I-AA Playoffs	—
2001	Ohio State	7-5	5-3	Outback/L	—
2002	Ohio State	14-0	8-0	Fiesta/W	1st
2003	Ohio State	11-2	6-2	Fiesta/W	4th
2004	Ohio State	8-4	4-4	Alamo/W	20th
2005	Ohio State	10-2	7-1	Fiesta/W	4th
2006	Ohio State	12-1	8-0	BCS Title Game/L	2nd
2007	Ohio State	11-2	7-1	BCS Title Game/L	5th
School Record		73-16	45-11	4-3	
Career Record		208-73-2	45-11	4-3	

2007 RESULTS

11-2, 7-1 in Big Ten/1st

Date	Score	Opponent	Attendance
Sept. 1	W, 38-6	Youngstown State	105,038
Sept. 8	W, 20-2	Akron	104,317
Sept. 15	W, 33-14	at Washington	74,927
Sept. 22	W, 58-7	Northwestern	105,178
Sept. 29	W, 30-7	at Minnesota	51,611
Oct. 6	W, 23-7	at No. 23/20/20 Purdue	65,497
Oct. 13	W, 48-3	Kent State	105,051
Oct. 20	W, 24-17	Michigan State	105,287
Oct. 27	W, 37-17	at No. 24/22/22 Penn State	110,134
Nov. 3	W, 38-17	No. -/19/21 Wisconsin	105,449
Nov. 10	L, 21-28	Illinois	105,453
Nov. 17	W, 14-3	at No. 23/23/22 Michigan	111,941
Jan. 7	L, 24-38	vs. No. 2/2/2 LSU	79,651
		BCS National Championship Game	

Note: Rankings as of game date

DEPTH CHART

OFFENSE

POS	First Team	Second Team
QB	TODD BOECKMAN	Joe Bauserman
RB	CHRIS WELLS	Maurice Wells
FB	Ryan Lukens	Spencer Smith
FL	BRIAN HARTLINE	Dane Sanzenbacher
SE	BRIAN ROBISKIE	Taurian Washington
TE	RORY NICOL	JAKE BALLARD
LT	ALEX BOONE	Mike Adams
LG	STEVE REHRING	Kyle Mitchum
C	JIM CORDLE	Andrew Moses
RG	BEN PERSON	Connor Smith
RT	Bryant Browning	Mike Brewster

DEFENSE

POS	First Team	Second Team
LE	LAWRENCE WILSON	Thaddeus Gibson
LT	TODD DENLINGER	DEXTER LARIMORE
RT	DOUG WORTHINGTON	NADER ABDALLAH
RE	CAMERON HEYWARD	Rob Rose
LB	MARCUS FREEMAN	Ross Homan
LB	JAMES LAURINAITIS	Austin Spittler
LB	Curtis Terry	Tyler Moeller
CB	MALCOLM JENKINS	Chimdi Chekwa
FS	ANDERSON RUSSELL	Aaron Gant
SS	KURT COLEMAN	Jamario O'Neal
CB	DONALD WASHINGTON	Andre Amos

SPECIALISTS

POS	First Team	Second Team
PK	RYAN PRETORIUS	Aaron Pettrey
P	AJ TRAPASSO	Jon Thoma
KR	Brandon Saine	Ray Small
PR	Brian Hartline	Brian Robiskie
LS	Jake McQuaide	JB Shugarts
H	Jon Thoma	AJ Trapasso

Returning starters in ALL CAPS

2008 SCHEDULE

Date	Opponent
Aug. 30	YOUNGSTOWN STATE
Sept. 6	OHIO
Sept. 13	at USC
Sept. 20	TROY
Sept. 27	MINNESOTA
Oct. 4	at Wisconsin
Oct. 11	PURDUE
Oct. 18	at Michigan State
Oct. 25	PENN STATE
Nov. 8	at Northwestern
Nov. 15	at Illinois
Nov. 22	MICHIGAN

Home games in ALL CAPS



OHIO STATE ROSTER

No.	Name	Pos.	Ht.	Wt.	Yr.	Hometown (Previous School)
93	Abdallah, Nader	DL	6-4	300	Sr.	Metairie, La. (Archbishop Rummel)
74	Adams, Mike	OL	6-8	322	Fr.	Dublin, Ohio (Dublin Coffman)
13	Amos, Andre	DB	6-1	183	Jr.	Middletown, Ohio (Middletown)
86	Ballard, Jake	TE	6-6	256	Jr.	Springboro, Ohio (Springboro)
12	Barclay, Devin	K	5-11	195	So.	Annapolis, Md. (McDonogh)
14	Bauserman, Joe	QB	6-2	220	r-Fr.	Strasburg, Va. (Lincoln)
68	Blankenship, Evan	OL	6-3	290	r-Fr.	Monaca, Pa. (Center Area)
17	Boeckman, Todd	QB	6-4	244	Sc	St. Henry, Ohio (St. Henry)
75	Boone, Alex	OL	6-8	312	Sc	Lakewood, Ohio (St. Edwards)
50	Brewster, Mike	OL	6-5	296	Fr.	Orlando, Fla. (Edgewater)
70	Browning, Bryant	OL	6-4	312	So.	Cleveland, Ohio (Glenville)
17	Buchanan, Ben	P/K	6-0	200	Fr.	Westerville, Ohio (Central)
5	Chekwa, Chimdi	DB	6-0	188	So.	Clermont, Fla. (East Ridge)
46	Christian, K.C.	RB	5-11	209	So.	Kitts Hill, Ohio (Rock Hill)
32	Clifford, Eugene	DB	6-2	191	r-Fr.	Cincinnati, Ohio (Colerain)
4	Coleman, Kurt	DB	5-11	188	Jr.	Dayton, Ohio (Northmont)
64	Cordie, Jim	OL	6-4	297	Jr.	Lancaster, Ohio (Lancaster)
81	Crawford, Ricky	WR	6-2	215	So.	Lewis Center, Ohio (Olentangy)
35	DeLande, Bo	RB	6-0	184	r-Fr.	Hilliard, Ohio (Hilliard Davidson)
92	Denlinger, Todd	DL	6-2	292	Jr.	Troy, Ohio (Troy)
81	Dilillo, Nic	TE	6-5	237	Fr.	Madison, Ohio (Madison)
16	Domicone, Zach	DB	6-3	215	Fr.	Xenia, Ohio (Beavercreek)
65	Ebner, D.R.	OL	6-3	271	Sc	Hershey, Pa. (Hershey)
30	Evege, Donnie	DB	5-11	189	r-Fr.	Huber Heights, Ohio (Wayne)
1	Freeman, Marcus	LB	6-1	239	Sc	Huber Heights, Ohio (Wayne)
8	Gant, Aaron	DB	6-0	194	Jr.	Detroit, Mich. (St. Mary's)
33	Gantz, Joe	P	6-0	199	Jr.	Wooster, Ohio (Wooster)
24	Gentry, Tyson	RB	6-2	165	Sc	Sandusky, Ohio (Perkins)
90	Gibson, Thaddeus	DL	6-2	240	So.	Euclid, Ohio (Euclid)
53	Goebel, Garrett	DL	6-5	280	Fr.	Villa Park, Ill. (Montini)
69	Gray, Bryan	DL	6-2	285	Sc	Antwerp, Ohio (Antwerp)
9	Hartline, Brian	WR	6-2	186	Jr.	North Canton, Ohio (Glen Oak)
1	Herron, Dan	RB	5-10	193	r-Fr.	Warren, Ohio (Harding)
97	Heyward, Cameron	DL	6-6	287	So.	Suwanee, Ga. (Peachtree Ridge)
7	Hines, Jermale	LB	6-2	210	So.	Cleveland, Ohio (Glenville)
51	Homan, Ross	LB	6-0	229	So.	Coldwater, Ohio (Coldwater)
18	Howard, Travis	DB	6-1	180	Fr.	Miami, Fla. (Dr. Krop)
53	Howe, Patrick	LS	6-2	204	So.	Cincinnati, Ohio (St. Xavier)
89	Hummel, Garrett	WR	5-11	183	So.	Shelby, Ohio (Shelby)
57	Ingham, Tom	DL	6-1	243	Jr.	Centerville, Ohio (Centerville)
41	Jackson, Tony	LB	5-11	227	r-Fr.	Columbus, Ohio (Westland)
2	Jenkins, Malcolm	DB	6-1	201	Sc	Piscataway, N.J. (Piscataway)
44	Johnson, Mark	DL	6-3	250	So.	Los Angeles, Calif. (Dorsy)
19	Johnson, Orhian	DB	6-2	178	Fr.	Gulfport, Fla. (Boca Ciega)
13	Kacsandi, Ben	WR	6-1	209	Sc	Wooster, Ohio (Wooster)
73	Kerr, Josh	OL	6-4	286	So.	Strongsville, Ohio (Strongsville)
29	Lane, Shaun	DB	5-10	175	Sc	Hubbard, Ohio (Hubbard)
72	Larimore, Dexter	DL	6-2	300	So.	Merrillville, Ind. (Merrillville)
46	Larson, J.D.	TE	6-4	229	Sc	Ventura, Calif. (Ventura)
33	Laurinaitis, James	LB	6-3	240	Sc	Hamel, Minn. (Wayzata)
49	Lukens, Ryan	RB	6-0	238	Sc	Lebanon, Ohio (Archbishop Moeller)
57	Malone, Chris	OL	6-1	268	So.	Gahanna, Ohio (Lincoln)
41	Martin, Jermil	RB	6-0	227	Fr.	Cleveland, Ohio (Glenville)
96	McQuaide, Jake	LS	6-2	219	So.	Cincinnati, Ohio (Elder)
55	Miller, Andrew	OL	6-6	279	So.	Washington, Pa. (Trinity)
67	Mitchum, Kyle	OL	6-3	291	Sc	Erie, Pa. (McDowell)
96	Mobley, Willie	DL	6-3	265	Fr.	Eden Prairie, Minn. (Eden Prairie)
26	Moeller, Tyler	LB	6-0	216	So.	Cincinnati, Ohio (Colerain)
66	Moses, Andrew	OL	6-3	280	Jr.	Dublin, Ohio (Bishop Watterson)
88	Nicol, Rory	TE	6-5	252	Sc	Beaver, Pa. (Beaver Area)
14	Oliver, Nate	DB	6-0	215	r-Fr.	Cleveland, Ohio (St. Edward)
3	O'Neal, Jamarion	DB	6-0	205	Sc	Cleveland, Ohio (Glenville)
23	Patterson, Nick	DB	6-1	209	Sc	St. Louis, Mo. (Hazelwood Central)
25	Pentello, Rocco	DB	6-0	194	r-Fr.	Westerville, Ohio (South)
63	Person, Ben	OL	6-3	323	Sc	Xenia, Ohio (Xenia)
20	Petry, Aaron	K	6-2	199	Jr.	Raceland, Ky. (Raceland-Worthington)
8	Posey, Devier	WR	6-3	205	Fr.	Cincinnati, Ohio (LaSalle)
83	Potokar, Dan	WR	6-0	180	Jr.	Grove City, Ohio (Grove City)
85	Pretorius, Ryan	K	5-9	169	Sc	Durban, South Africa (Westville Boys)
2	Pryor, Terrelle	QB	6-6	235	Fr.	Jeannette, Pa. (Jeannette)
71	Rehning, Steve	OL	6-7	335	Sc	West Chester, Ohio (Lakota West)
80	Robiskie, Brian	WR	6-3	199	Sc	Cleveland, Ohio (Chagrin Falls)
36	Rolle, Brian	LB	5-11	221	So.	Immokalee, Fla. (Immokalee)
9	Rose, Rob	DL	6-5	285	Jr.	Cleveland, Ohio (Glenville)
11	Rowell, Shawnitel	DL	6-4	304	Fr.	Cleveland, Ohio (Glenville)
15	Ruhl, Kyle	WR	6-1	164	Sc	Powell, Ohio (Dublin Coffman)
21	Russell, Anderson	DB	6-0	205	Jr.	Atlanta, Ga. (Marist)
6	Sabino, Etienne	LB	6-3	232	Fr.	Sunny Isles, Fla. (Dr. Krop)
3	Saine, Brandon	RB	6-1	217	So.	Piqua, Ohio (Piqua)
12	Sanzbacher, Dane	WR	5-11	175	So.	Toledo, Ohio (Central Catholic)
16	Schuck, Ryan	WR	6-0	204	Jr.	Selinsgrove, Pa. (Selinsgrove Area)
6	Schwartz, Grant	WR	6-0	194	So.	Dana Hills, Calif. (Dana Hills)
11	Scott, James	DB	5-10	170	So.	Daytona Beach, Fla. (Seabreeze)
76	Shugarts, J.B.	OL	6-8	298	Fr.	Klein, Texas (Klein)
72	Sika, Scott	OL	6-2	280	So.	Strongsville, Ohio (Strongsville)
79	Skinner, Jon	OL	6-5	306	Sc	Mt. Carmel, Pa. (Mt. Carmel Area)
69	Slagle, Zach	OL	6-1	297	So.	Canton, Ohio (McKinley)
82	Small, Ray	WR	5-11	180	Jr.	Cleveland, Ohio (Glenville)
87	Smith, Brandon	TE	6-2	251	Sc	Euclid, Ohio (Euclid)
77	Smith, Connor	OL	6-4	321	So.	Cincinnati, Ohio (Colerain)
48	Smith, Spencer	FB	6-2	225	r-Fr.	Cincinnati, Ohio (Colerain)
38	Spitzer, Austin	LB	6-3	234	Jr.	Bellbrook, Ohio (Bellbrook)
11	Stoneburner, Jake	WR	6-5	230	Fr.	Dublin, Ohio (Dublin Coffman)
42	Sweat, Andrew	LB	6-2	220	Fr.	Washington, Pa. (Trinity)
55	Terry, Curtis	LB	6-1	229	Sc	Cleveland, Ohio (Glenville)
48	Thomas, Jon	P	6-2	201	Jr.	Alliance, Ohio (St. Thomas Aquinas)
7	Thomas, Lamaar	WR	5-11	186	Fr.	Ft. Washington, Md. (Friendly)
98	Thomas, Solomon	DL	6-5	240	r-Fr.	West Chester, Ohio (Lakota West)
10	Torrence, Devon	WR	6-1	193	Sc	Canton, Ohio (South)
15	Trappasso, A.J.	P	6-0	229	Sc	Pickerington, Ohio (Pickerington)
20	Washington, Donald	DB	6-0	194	Jr.	Indianapolis, Ind. (Franklin Central)
5	Washington, Taurian	WR	6-2	179	So.	Orchard Lake, Mich. (St. Mary's)
28	Wells, Chris	RB	6-1	237	Jr.	Akron, Ohio (Garfield)
94	Wells, Keith	DL	6-5	210	Fr.	Gainesville, Ga. (Gainesville)
34	Wells, Maurice	RB	5-10	196	Sc	Jacksonville, Fla. (Sandalwood)
24	Williams, Marcus	RB	5-10	202	Jr.	Ironton, Ohio (Ironton)
39	Williams, Nathan	DL	6-4	245	Fr.	Washington C.H., Ohio (Miami Trace)
87	Wilson, Lawrence	DL	6-4	274	Jr.	Akron, Ohio (St. Vincent-St. Mary)
84	Worthington, Doug	DL	6-6	276	Jr.	Athol Springs, N.Y. (Saint Francis)

r — redshirt

QUICK FACTS

UNIVERSITY FACTS

Location: Columbus, Ohio
Population: 1.5 million
Founded: 1870
Joined Big Ten: 1912
First Year of Big Ten Football: 1913
Enrollment: 52,568
Nickname: Buckeyes
Colors: Scarlet and Gray
Marching Band: The Ohio State University Marching Band – "TBDBITL"
President: Gordon Gee
Director of Athletics: Eugene Smith
Senior Woman Administrator: Miechelle Willis
Faculty Representative: John Bruno
Assistant AD for Communications: Dan Wallenberg
Football SID: Shelly Poe
Football SID Office Phone: 614-247-7023
Football SID Cell Phone: 614-678-2034
Football SID Fax: 614-292-8547
Football SID Email: poe.45@osu.edu
Press Box Phone: 614-292-1812
Ticket Office Phone: 614-292-2624
Website: ohiostatebuckeyes.com

TEAM FACTS

Head Coach: Jim Tressel (Baldwin-Wallace, 1975), 8th year
Assistant Coaches:
 Jim Bollman (Offensive Coordinator/Offensive Line)
 John Peterson (Tight Ends/Recruiting Coordinator)
 Joe Daniels (Quarterbacks/Passing Game Coordinator)
 Taver Johnson (Cornerbacks)
 Luke Fickell (Co-Defensive Coordinator/Linebackers)
 Jim Heacock (Defensive Coordinator/Defensive Line)
 Darrell Hazell (Asst. Head Coach/Wide Receivers)
 Dick Tressel (Running Backs)
 Paul Haynes (Safeties)

Offensive Formation: Multiple

Defensive Formation: 4-3

Total No. of Starters Returning: 20

Offense: 9

Defense: 9

Special Teams: 2

Total No. of Starters Lost: 4

Offense: 2

Defense: 2

Special Teams: 0

Total No. of Letterwinners Returning: 52

Offense: 20

Defense: 28

Special Teams: 4

Total No. of Letterwinners Lost: 14

Offense: 7

Defense: 4

Special Teams: 3

2007 Overall Record: 11-2

2007 Big Ten Record/Finish: 7-1/1st

TEAM HISTORY

First Year of Football: 1890

All-Time Record (Years): 798-303-53 (118)

All-Time Big Ten Record (Years): 440-163-24 (95)

Number of Big Ten Championships (Last): 32 (2007)

All-Time Bowl Record: 18-21

Number of National Championships (Years): 7 (1942, 1954, 1957, 1961, 1968, 1970, 2002)

Consensus All-America Selections: 76

First Team All-Big Ten Selections: 346

STADIUM INFORMATION

Name: Ohio Stadium

Capacity: 102,329

Surface: FieldTurf

Largest Crowd/Opponent/Year: 105,708 vs. Michigan, 2006

Team Record at Home Stadium: 379-105-20



PENN STATE NITTANY LIONS

HEAD COACH



Name: Joe Paterno
Date of Birth: Dec. 21, 1926
Hometown: Brooklyn, N.Y.
Education:
High School: Brooklyn Prep
Bachelor's Degree: Brown, 1950
Playing Experience:
 Quarterback/Defensive Back,
 Brown, 1947-49
Coaching Experience:
 Assistant Coach, Penn State, 1950-65
 Head Coach, Penn State, 1966-present

YEAR-BY-YEAR COLLEGIATE HEAD COACHING RECORD

Year	School	Overall Record	Big Ten Record	Bowl Played/Result	Final AP Ranking
1966	Penn State	5-5	—	—	—
1967	Penn State	8-2-1	—	Gator/T	10th
1968	Penn State	11-0	—	Orange/W	2nd
1969	Penn State	11-0	—	Orange/W	2nd
1970	Penn State	7-3	—	—	18th
1971	Penn State	11-1	—	Cotton/W	5th
1972	Penn State	10-2	—	Sugar/L	10th
1973	Penn State	12-0	—	Orange/W	5th
1974	Penn State	10-2	—	Cotton/W	7th
1975	Penn State	9-3	—	Sugar/L	10th
1976	Penn State	7-5	—	Gator/L	—
1977	Penn State	11-1	—	Fiesta/W	5th
1978	Penn State	11-1	—	Sugar/L	4th
1979	Penn State	8-4	—	Liberty/W	20th
1980	Penn State	10-2	—	Fiesta/W	8th
1981	Penn State	10-2	—	Fiesta/W	3rd
1982	Penn State	11-1	—	Sugar/W	1st
1983	Penn State	8-4-1	—	Aloha/W	—
1984	Penn State	6-5	—	—	—
1985	Penn State	11-1	—	Orange/L	3rd
1986	Penn State	12-0	—	Fiesta/W	1st
1987	Penn State	8-4	—	Citrus/L	—
1988	Penn State	5-6	—	—	—
1989	Penn State	8-3-1	—	Holiday/W	15th
1990	Penn State	9-3	—	Blockbuster/L	11th
1991	Penn State	11-2	—	Fiesta/W	3rd
1992	Penn State	7-5	—	Blockbuster/L	—
1993	Penn State	10-2	6-2	Citrus/W	8th
1994	Penn State	12-0	8-0	Rose/W	2nd
1995	Penn State	9-3	5-3	Outback/W	13th
1996	Penn State	11-2	6-2	Fiesta/W	7th
1997	Penn State	9-3	6-2	Florida Citrus/L	16th
1998	Penn State	9-3	5-3	Outback/W	17th
1999	Penn State	10-3	5-3	Alamo/W	11th
2000	Penn State	5-7	4-4	—	—
2001	Penn State	5-6	4-4	—	—
2002	Penn State	9-4	5-3	Capital One/L	16th
2003	Penn State	3-9	1-7	—	—
2004	Penn State	4-7	2-6	—	—
2005	Penn State	11-1	7-1	Orange/W	3rd
2006	Penn State	9-4	5-3	Outback/W	24th
2007	Penn State	9-4	4-4	Alamo/W	—
Career Record		372-125-3	73-47	23-10-1	

DEPTH CHART

OFFENSE

POS	First Team	Second Team
QB	Daryll Clark <i>or</i> Pat Devlin	
RB	Evan Royster	Stephfon Green
WR	Jordan Norwood	Graham Zug
WR	DERRICK WILLIAMS	James McDonald
WR	DEON BUTLER	Brett Brackett
TE	MICKEY SHULER	Andrew Szczerba
LT	GERALD CADOGAN	Nerraw McCormack
LG	RICH OHRNBERGER	Johnnie Troutman
C	A.Q. SHIPLEY	MIKE LUCIAN
RG	Stefen Wisniewski	Josh Marks
RT	DENNIS LANDOLT	Lou Eliades

DEFENSE

POS	First Team	Second Team
LE	MAURICE EVANS	Eric Latimore
LT	Abe Koroma	Jared Odrick
RT	Ollie Ogbu	Tom McEowen
RE	JOSH GAINES	Aaron Maybin
LB	TYRELL SALES	Nathan Stupar
LB	Josh Hull	Chris Colasanti
LB	Bani Gbadyu	Andrew Dailey
CB	Tony Davis	Drew Astorino
FS	ANTHONY SCIRROTTO	Chaz Powell
SS	MARK RUBIN	Michael Mauti
CB	Lydell Sargeant	A.J. WALLACE

SPECIALISTS

POS	First Team	Second Team
PK	KEVIN KELLY	Collin Wagner
P	JEREMY BOONE	Ryan Breen
KR	A.J. WALLACE	Derrick Williams
PR	DERRICK WILLIAMS	Anthony Scirrotto
LS	Andrew Pitz	
H	JEREMY BOONE	

Returning starters in ALL CAPS

2007 RESULTS

9-4, 4-4 in Big Ten/T-5th

Date	Score	Opponent	Attendance
Sept. 1	W, 59-0	Florida International	107,678
Sept. 8	W, 31-10	Notre Dame	110,078
Sept. 15	W, 45-24	Buffalo	107,506
Sept. 22	L, 9-14	at Michigan	111,310
Sept. 29	L, 20-27	at Illinois	57,078
Oct. 6	W, 27-7	Iowa	108,951
Oct. 13	W, 38-7	No. 19/15/15 Wisconsin	109,754
Oct. 20	W, 36-31	at Indiana	41,251
Oct. 27	L, 17-37	No. 1/1/1 Ohio State	110,134
Nov. 3	W, 26-19	Purdue	108,318
Nov. 10	W, 31-0	at Temple	69,029
Nov. 17	L, 31-35	at Michigan State	72,251
Dec. 29	W, 24-17	vs. Texas A&M Valero Alamo Bowl	66,166

Note: Rankings as of game date

2008 SCHEDULE

Date	Opponent	Date	Opponent
Aug. 30	COASTAL CAROLINA	Oct. 11	at Wisconsin
Sept. 6	OREGON STATE	Oct. 18	MICHIGAN
Sept. 13	at Syracuse	Oct. 25	at Ohio State
Sept. 20	TEMPLE	Nov. 8	at Iowa
Sept. 27	ILLINOIS	Nov. 15	INDIANA
Oct. 4	at Purdue	Nov. 22	MICHIGAN STATE

Home games in ALL CAPS



PENN STATE ROSTER

No.	Name	Pos.	Ht.	Wt.	Yr.	Hometown (Previous School)
38	Ahrenhold, Tyler	S	6-0	169	r-Fr.	Blue Bell, Pa. (Chestnut Hill Academy)
35	Alfreno, Jesse	WR	5-11	193	So.	Grove City, Pa. (Grove City)
28	Astorino, Drew	CB	5-10	190	r-Fr.	Edinboro, Pa. (General McLane)
93	Baker, Chris	DT	6-2	298	Jr.	Windsor, Conn. (Windsor)
67	Barham, Quinn	G	6-3	283	r-Fr.	Durham, N.C. (Hillside)
25	Beachum, Brandon	RB	6-0	212	Fr.	Youngstown, Ohio (Cardinal Mooney)
41	Boone, Jeremy	P	5-9	184	Jr.	Mechanicsburg, Pa. (Mechanicsburg Area)
18	Bowman, Navorro	LB	6-1	230	So.	District Heights, Md. (Suitland)
83	Brackett, Brett	WR	6-6	235	So.	Lawrenceville, N.J. (Lawrence)
49	Breen, Ryan	P	6-2	194	r-Fr.	Clarkston, Mich. (Clarkston)
3	Butler, Deon	WR	5-10	168	Sr.	Woodbridge, Va. (C.D. Hylton)
76	Cadogan, Gerald	T	6-5	314	Sr.	Portsmouth, Ohio (Portsmouth)
32	Carter, Brent	TB	6-2	211	So.	Pottstown, Pa. (Pottsgrove)
15	Cianciolo, Paul	QB	6-4	219	Sr.	Charleston, S.C. (Fort Dorchester)
17	Clark, Darryl	QB	6-2	231	Sr.	Youngstown, Ohio (Ursuline)
81	Coakley, Brennan	TE	6-4	255	Jr.	Newtown, Conn. (Newtown)
53	Colasanti, Chris	LB	6-2	232	So.	Leonard, Mich. (Brother Rice)
9	Cousins, Kevin	WR	6-3	205	Jr.	Richmond, Va. (Huguenot)
13	Dailey, Andrew	LB	6-2	230	r-Fr.	Massillon, Ohio (Washington)
11	Davis, Tony	CB	5-10	195	Sr.	Warren, Ohio (Howland)
7	Devlin, Pat	QB	6-4	222	So.	Downingtown, Pa. (Downingtown East)
88	Ditto, Jon	WR	6-3	230	r-Fr.	Monroeville, Pa. (Gateway)
77	Eliades, Lou	T	6-4	309	So.	Ocean, N.J. (Ocean Township)
48	Evans, Maurice	DE	6-2	264	Jr.	Brooklyn, N.Y. (Christ The King)
44	Federoff, Larry	FB	5-11	237	Jr.	Aliquippa, Pa. (Hopewell)
20	Fentress, Devin	WR	5-10	179	Jr.	Chesapeake, Va. (Western Branch)
47	Gaines, Josh	DE	6-1	275	Sr.	Ft. Wayne, Ind. (Northrop)
15	Gbadyu, Bani	LB	6-1	221	So.	Gaithersburg, Md. (Quince Orchard)
20	Gmerek, Ryan	RB	5-8	183	So.	Houtzdale, Pa. (Moshannon Valley)
39	Golarz, Tom	FB	6-1	238	Jr.	Bloomington, Ind. (North)
21	Green, Stephon	RB	5-10	189	r-Fr.	Bronx, N.Y. (John F. Kennedy)
30	Hahn, Kevin	RB	5-9	219	r-Fr.	Dix Hills, N.Y. (Half Hollow Hills West)
6	Harriott, Willie	CB	5-8	183	Jr.	New Haven, Conn. (Hyde Leadership)
5	Hayes, Jerome	LB	6-2	246	Jr.	Bayonne, N.J. (Bayonne)
49	Hull, Josh	LB	6-3	231	Jr.	Millheim, Pa. (Penns Valley)
23	Jeffries, Cedric	LB	6-2	210	So.	Egg Harbor Township, N.J. (Egg Harbor Township)
36	Johnson, Kyle	S	6-0	187	r-Fr.	Landenberg, Pa. (Avon Grove)
19	Keisling, David	S	5-11	191	Fr.	Clarks Summit, Pa. (Abington Heights)
28	Kelly, Kevin	PK	5-7	164	Sr.	Langhorne, Pa. (Neshaminy)
63	Klopacz, Doug	C	6-3	288	So.	Hasbrouck Heights, N.J. (St. Joseph Regional)
97	Koroma, Abe	DT	6-3	316	So.	Hershey, Pa. (Milton Hershey)
73	Landolt, Dennis	T	6-4	309	Jr.	Burlington, N.J. (Holy Cross)
44	Latham, Kevin	DE	6-2	237	r-Fr.	Greensboro, N.C. (Page)
56	Latimore, Eric	DE	6-6	262	r-Fr.	Middletown, Del. (Middletown)
33	Lawlor, Dan	FB	6-2	244	Sr.	Mechanicsburg, Pa. (Cumberland Valley)
45	Lee, Sean	LB	6-2	234	Sr.	Pittsburgh, Pa. (Upper St. Clair)
50	Lucian, Mike	C	6-2	290	Sr.	New Market, Md. (Linganore)
66	Marks, Josh	G	6-4	315	r-Fr.	Catawissa, Pa. (Southern Columbia)
30	Matzkin, Josh	LB	6-0	219	So.	Tampa, Fla. (Berkeley Prep)
42	Mauti, Michael	LB	6-2	220	Fr.	Mandeville, La. (Mandeville)
84	Mauti, Patrick	WR	5-10	190	Jr.	Mandeville, La. (Mandeville)
59	Maybin, Aaron	DE	6-4	236	So.	Ellicott City, Md. (Mount Hebron)
75	McCormack, Nerraw	T	6-5	292	Sr.	Bronx, N.Y. (Nassau Community College)
16	McCullough, Shelton	DB	6-0	178	So.	Randallstown, Md. (Randallstown)
8	McDonald, James	WR	6-2	198	Jr.	Washington, D.C. (Dunbar SAS)
55	McEwen, Tom	DT	6-4	274	So.	Feasterville, Pa. (Neshaminy)
87	Miskinis, Greg	TE	6-5	245	Sr.	Lewisstown, Pa. (Indian Valley)
6	Moye, Derek	WR	6-5	196	r-Fr.	Rochester, Pa. (Rochester)
24	Norwood, Jordan	WR	5-11	171	Sr.	State College, Pa. (State College Area)
91	Odrick, Jared	DT	6-5	308	Jr.	Lebanon, Pa. (Lebanon)
85	Ogbu, Ollie	DT	6-1	292	So.	Staten Island, N.Y. (Milford Academy)
64	Ohrmberger, Rich	G	6-2	291	Sr.	East Meadow, N.Y. (East Meadow)
92	Okoli, Chima	DT	6-4	287	r-Fr.	Virginia Beach, Va. (Salem)
50	Pitz, Andrew	KS	6-3	245	Jr.	Bettendorf, Iowa (Bettendorf)
79	Poti, Ako	T	6-3	304	Sr.	Daly City, Calif. (City College of San Francisco)
27	Powell, Chaz	S	6-1	194	r-Fr.	New Freedom, Pa. (Susquehannock)
10	Quarless, Andrew	TE	6-5	250	Jr.	Uniondale, N.Y. (Uniondale)
22	Royster, Evan	TB	6-1	212	So.	Fairfax, Va. (Westfield)
9	Rubin, Mark	S	6-3	216	Sr.	Amherst, N.Y. (Amherst)
46	Sales, Tyrell	LB	6-2	233	Sr.	Butler, Pa. (Butler)
10	Sargeant, Lydell	CB	5-10	186	Sr.	Lompoc, Calif. (Cabrillo)
7	Scirroto, Anthony	S	6-0	192	Sr.	West Deptford, N.J. (West Deptford)
57	Shiple, A.Q.	C	6-1	297	Sr.	Corapolis, Pa. (Moon Area)
82	Shuler, Mickey	TE	6-4	251	Jr.	Enola, Pa. (East Pennsboro)
51	Stewart, Jonathan	DE	6-2	236	r-Fr.	North Huntingdon, Pa. (Norwin)
71	Still, Devon	DT	6-5	296	r-Fr.	Wilmington, Del. (Howard)
34	Stupar, Nathan	LB	6-1	220	r-Fr.	State College, Pa. (State College Area)
37	Suhey, Joe	TB	6-1	215	r-Fr.	Deerfield, Ill. (Loyola Academy)
26	Sukay, Nick	S	6-1	202	r-Fr.	Mt. Pleasant, Pa. (Greensburg Central Catholic)
80	Szczerba, Andrew	TE	6-6	252	r-Fr.	Wilmington, Del. (Salesianum)
90	Taylor, Phillip	DT	6-4	335	Jr.	Clinton, Md. (Gwynn Park Senior)
22	Thompson, Shaine	LB	6-0	212	r-Fr.	Bronx, N.Y. (John F. Kennedy)
4	Timmons, Knowledge	DB	5-10	183	Jr.	York, Pa. (William Penn)
74	Troutman, Johnnie	G	6-4	318	r-Fr.	Brown Mills, N.J. (Pemberton Township High)
36	Wagner, Collin	K	5-9	170	So.	State College, Pa. (State College Area)
1	Wallace, A.J.	CB	6-1	188	Jr.	Waldorf, Md. (McDonough)
65	Walton, J.B.	G	6-3	293	r-Fr.	Indian Head, Md. (Lackey)
2	Williams, Derrick	WR	6-0	194	Sr.	Greenbelt, Md. (Eleanor Roosevelt)
61	Wisniewski, Stefan	G	6-3	288	So.	Bridgeville, Pa. (Pittsburgh Central Catholic)
5	Zug, Graham	WR	6-2	176	So.	Manheim, Pa. (Manheim Central)

QUICK FACTS

UNIVERSITY FACTS

Location: University Park, Pa.
Population: 42,000
Founded: 1855
Joined Big Ten: 1990
First Year of Big Ten Football: 1993
Enrollment: 42,294
Nickname: Nittany Lions
Colors: Blue and White
Marching Band: Blue Band
President: Graham Spanier
Director of Athletics: Tim Curley
Senior Woman Administrator: Susan Delaney-Scheetz
Faculty Representative: Scott Kretchmar
Assoc. Athletic Dir. for Marketing & Communications: Greg Myford
Asst. Athletic Dir. for Communications: Jeff Nelson
Football SID: Jeff Nelson
Football SID Office Phone: 814-865-1757
Football SID Home Phone: 814-234-1411
Football SID Cell Phone: 814-777-1411
Football SID Fax: 814-863-3165
Football SID Email: jtn4@psu.edu
Press Box Phone: 814-863-1121/2677
Ticket Office Phone: 800-833-5533
Website: www.GoPSUsports.com

TEAM FACTS

Head Coach: Joe Paterno (Brown, 1950), 43rd year

Assistant Coaches:

Dick Anderson (Guards and Centers)
 Tom Bradley (Defense/Cornerbacks)
 Kermit Buggs (Safeties)
 Galen Hall (Offense/Running Backs)
 Larry Johnson (Defensive Line)
 Bill Kenney (Tackles/Tight Ends)
 Mike McQueary (Wide Receivers)
 Jay Paterno (Quarterbacks)
 Ron Vanderlinden (Linebackers)

Offensive Formation: Multiple

Defensive Formation: Multiple

Total No. of Starters Returning: 18

Offense: 8

Defense: 8

Special Teams: 2

Total No. of Starters Lost: 6

Offense: 3

Defense: 3

Special Teams: 0

Total No. of Letterwinners Returning: 37

Offense: 16

Defense: 19

Special Teams: 2

Total No. of Letterwinners Lost: 21

Offense: 12

Defense: 8

Special Teams: 1

2007 Overall Record: 9-4

2007 Big Ten Record/Finish: 4-4/T-5th

TEAM HISTORY

First Year of Football: 1887

All-Time Record (Years): 789-347-42 (121)

All-Time Big Ten Record (Years): 73-47 (15)

Number of Big Ten Championships (Last): 2 (2005)

All-Time Bowl Record: 26-12-2

Number of National Championships (Years): 2 (1982, 1986)

Consensus All-America Selections: 38

First Team All-Big Ten Selections: 50

STADIUM INFORMATION

Name: Beaver Stadium

Capacity: 107,282

Surface: Natural Grass

Largest Crowd/Opponent/Year: 110,753 vs. Nebraska, 2002

Team Record at Home Stadium: 229-57-0



PURDUE BOILERMAKERS

HEAD COACH



Name: Joe Tiller
Date of Birth: Dec. 7, 1942
Hometown: Toledo, Ohio
Education:
High School: Rogers High School
Bachelor's Degree: Montana State, secondary education, 1965
Playing Experience:
 Offensive Guard, Montana State, 1960-63
 Offensive Lineman, Calgary (CFL), 1964
Coaching Experience:
 Assistant Coach, Montana State, 1965-70

Assistant Coach, Washington State, 1971-73
 Assistant Coach, Calgary (CFL), 1974-77
 Interim Head Coach, Calgary (CFL), 1977
 Director of Player Personnel, Calgary (CFL), 1978-82
 Assistant Coach, Purdue, 1983-86
 Assistant Coach, Wyoming, 1987-88
 Assistant Coach, Washington State, 1989-90
 Head Coach, Wyoming, 1991-96
 Head Coach, Purdue, 1997-present

YEAR-BY-YEAR COLLEGIATE HEAD COACHING RECORD

Year	School	Overall Record	Big Ten Record	Bowl Played/ Result	Final AP Ranking
1991	Wyoming	4-6-1	—	—	—
1992	Wyoming	5-7	—	—	—
1993	Wyoming	8-4	—	Copper/L	—
1994	Wyoming	6-6	—	—	—
1995	Wyoming	6-5	—	—	—
1996	Wyoming	10-2	—	—	22nd
1997	Purdue	9-3	6-2	Alamo/W	15th
1998	Purdue	9-4	6-2	Alamo/W	23rd
1999	Purdue	7-5	4-4	Outback/L	25th
2000	Purdue	8-4	6-2	Rose/L	13th
2001	Purdue	6-6	4-4	Sun/L	—
2002	Purdue	7-6	4-4	Sun/W	—
2003	Purdue	9-4	6-2	Capital One/L	18th
2004	Purdue	7-5	4-4	Sun/L	—
2005	Purdue	5-6	3-5	—	—
2006	Purdue	8-6	5-3	Champs Sports/L	—
2007	Purdue	8-5	3-5	Motor City/W	—
School Record		83-54	51-37	4-6	
Career Record		122-84-1	51-37	4-7	

2007 RESULTS

8-5, 3-5 in Big Ten/T-7th

Date	Score	Opponent	Attendance
Sept. 1	W, 52-24	at Toledo	26,100
Sept. 8	W, 52-6	Eastern Illinois	52,504
Sept. 15	W, 45-22	Central Michigan	60,038
Sept. 22	W, 45-31	at Minnesota	47,483
Sept. 29	W, 33-19	Notre Dame	65,250
Oct. 6	L, 7-23	No. 4/4/4 Ohio State	65,497
Oct. 13	L, 21-48	at Michigan	110,888
Oct. 20	W, 31-6	Iowa	58,123
Oct. 27	W, 35-17	Northwestern	58,237
Nov. 3	L, 19-26	at Penn State	108,318
Nov. 10	L, 31-48	Michigan State	55,630
Nov. 17	L, 24-27	at Indiana	50,741
Dec. 26	W, 51-48	vs. Central Michigan Motor City Bowl	60,624

Note: Rankings as of game date

DEPTH CHART

OFFENSE

POS	First Team	Second Team
QB	CURTIS PAINTER	Joey Elliott
RB	Jaycen Taylor	KORY SHEETS
WR	Joe Whitest	Keith Smith
WR	Aaron Valentin	Desmond Tardy
WR	GREG ORTON	Brandon Whittington
TE	Kyle Adams	Jerry Wasikowski
LT	SEAN SESTER	Garret Miller
LG	ZACH RECKMAN	Eric Hedstrom
C	Cory Benton	Jared Zwilling
RG	Justin Pierce	Rick Schmeig
RT	ZACH JONES	Ken Plue

DEFENSE

POS	First Team	Second Team
DE	Ryan Kerrigan	Gerlad Gooden
DT	RYAN BAKER	Mike Neal
DT	ALEX MAGEE	Nick Mondek
DE	KEYON BROWN	Nickcaro Golding
LB	Jason Werner	DeVarro Greaves
LB	Kevin Green	John Humphrey
LB	ANTHONY HEYGOOD	Tyler Haston
CB	DAVID PENDER	Fabian Martin
FS	BRANDON KING	Josh McKinley
SS	Torri Williams	Adam Wolf
CB	Royce Adams	Charlton Williams

SPECIALISTS

POS	First Team	Second Team
PK	CHRIS SUMMERS	
P	Chris Summers	
KR	Desmond Tardy	Jaycen Taylor
PR	Royce Adams	Desmond Tardy
LS	Andy Huffman	Jared Zwilling
H	CURTIS PAINTER	Joey Elliott

Returning starters in ALL CAPS

2008 SCHEDULE

Date	Opponent
Sept. 6	NORTHERN COLORADO
Sept. 13	OREGON
Sept. 20	CENTRAL MICHIGAN
Sept. 27	at Notre Dame
Oct. 4	PENN STATE
Oct. 11	at Ohio State
Oct. 18	at Northwestern
Oct. 25	MINNESOTA
Nov. 1	MICHIGAN
Nov. 8	at Michigan State
Nov. 15	at Iowa
Nov. 22	INDIANA

Home games in ALL CAPS

PURDUE BOILERMAKERS



PURDUE ROSTER

No.	Name	Pos.	Ht.	Wt.	Yr.	Hometown (Previous School)
85	Adams, Kyle	TE	6-5	251	Jr.	Austin, Texas (Westlake)
10	Adams, Royce	CB	6-0	190	Jr.	Cleveland, Ohio (Glenville)
90	Baker, Ryan	DT	6-5	280	5th	Indianapolis, Ind. (Bishop Chatard)
38	Barbarete, T.J.	WR	5-6	160	So.	Mount Vernon, Ind. (Mount Vernon)
53	Barry, Dan	OG	6-2	309	So.	Mentor, Ohio (Lake Catholic)
45	Beckford, Dwayne	LB	6-3	210	Fr.	Irvington, N.J. (Irvington)
17	Bennett, Chris	QB	6-3	201	Sr.	Dayton, Ohio (Bellbrook)
78	Benton, Cory	OL	6-3	287	5th	Indianapolis, Ind. (Cathedral)
27	Blackmon, Alvin	WR	6-1	190	Fr.	Corinth, Texas (Lake Dallas)
23	Bolden, Ralph	RB	5-9	185	Fr.	Folkston, Ga. (Charlton County)
79	Brewer, Andrew	C	6-4	250	Fr.	Huntington, W.Va. (Cabell Midland)
88	Brewer, Jordan	TE	6-5	220	Fr.	Carmel, Ind. (Carmel)
56	Brooks, Monroe	DT	6-6	240	Fr.	Palatine, Ill. (Palatine)
95	Brown, Keyon	DE	6-3	241	Sr.	Homewood, Ill. (Thornton Township)
55	Calloway, Ronald	LB	6-2	209	Sr.	Canal Winchester, Ohio (Canal Winchester)
47	Carlino, Chris	LB	6-2	215	Fr.	Fishers, Ind. (Hamilton Southeastern)
26	Carroll, Patrick	WR	6-1	181	So.	Bloomfield Hills, Mich. (Saint Mary's)
55	Chacksfield, Mike	C	6-5	292	Fr.	Cincinnati, Ohio (Cincinnati Hills Christian Academy)
98	Chapman, Corey	DE	6-2	234	Jr.	Indianapolis, Ind. (Cathedral)
41	Conway, Mike	CB	5-11	189	So.	Indianapolis, Ind. (Carmel)
70	Cooks, LaSalle	DE	6-3	225	Fr.	Orlando, Fla. (Pine Castle Christian Academy)
48	Crank, Jared	FB	6-2	235	So.	Richardson, Texas (American Heritage)
11	Curry, Arsenio	WR	6-4	210	Jr.	Rufkin, Fla. (Fresno [Calif.] City College)
25	Dierking, Dan	RB	5-10	186	So.	Wheaton, Ill. (Wheaton Warrenville)
28	Donley, D.J.	WR	6-4	203	So.	Folkston, Ga. (Georgia Tech)
67	Drey, Peters	OT	6-6	275	Fr.	Theodore, Ala. (McGill Toolen)
3	Duong, Frank	S	5-8	178	5th	Osceola, Ind. (Penn)
14	Elliott, Joey	QB	6-2	211	Sr.	Evansville, Ind. (Harrison)
32	Evans, Albert	RB	6-0	195	Fr.	Gary, Ind. (Gary)
18	Ezenwa, Nnamdi	LB	6-2	210	Fr.	Acworth, Ga. (North Cobb)
96	Finch, John	TE	6-3	245	Jr.	Carmel, Ind. (Carmel)
49	Golding, Nickcaro	DE	6-5	225	So.	Evanston, Ill. (Evanston Township)
97	Gooden, Gerald	DE	6-3	235	So.	Hooks, Texas (Hooks)
3	Gravesande, Waynelle	WR	6-0	169	So.	Irvington, N.J. (Irvington)
81	Greaves, DeVarro	LB	6-2	208	So.	Folkston, Ga. (Charlton County)
27	Green, Kevin	LB	6-2	236	Jr.	North Chicago, Ill. (North Chicago)
6	Green, Kevin	CB	5-10	180	Fr.	Tallahassee, Fla. (Rickards)
79	Guynn, Jermaine	DT	6-1	288	5th	Indianapolis, Ind. (Cathedral)
44	Halliburton, Frank	FB	6-3	251	Sr.	Indianapolis, Ind. (Bishop Chatard)
34	Harris, Malcolm	RB	5-9	189	So.	East Orange, N.J. (Paterson Catholic)
57	Haston, Tyler	LB	6-3	222	So.	Avon, Ind. (Avon)
50	Hedstrom, Eric	OG	6-6	292	Sr.	Arlington Heights, Ill. (Prospect)
42	Heygood, Anthony	LB	6-2	230	5th	Chester, Pa. (Cardinal O'Hara)
30	Holland, Joe	S	6-1	211	So.	Indianapolis, Ind. (Bishop Chatard)
62	Huffman, Andy	LS	6-3	287	So.	Montpelier, Ind. (Blackford County)
39	Humphrey, John	LB	6-1	237	Jr.	Youngstown, Ohio (Liberty)
40	Jackson, Derek	LB	6-2	215	Fr.	Glen Allen, Va. (Deep Run)
61	Jones, Zach	OT	6-5	300	Sr.	Plainfield, Ind. (Plainfield)
94	Kerrigan, Ryan	DE	6-4	255	So.	Muncie, Ind. (Muncie Central)
7	King, Brandon	S	5-11	192	Sr.	Warner Robbins, Ga. (Houston County)
22	Lichtenberg, Kurt	WR	6-1	185	So.	Warrenville, Ill. (Wheaton Warrenville)
88	Lindsay, Jeff	TE	6-4	238	Jr.	Macomb, Mich. (L'Anse Creuse North)
35	Link, Logan	S	6-1	218	So.	West Liberty, Ohio (West Liberty-Salem)
58	Maci, Robert	DE	6-4	225	Fr.	Fishers, Ind. (Cathedral)
71	Magee, Alex	DT	6-4	295	Sr.	Oswego, Ill. (Oswego)
4	Martin, Fabian	CB	5-11	199	5th	Chicago, Ill. (Prosser)
40	Matti, Sean	RB	5-11	229	So.	Shoreview, Minn. (Roseville Area)
18	McBean, Roberto	WR	6-0	192	5th	Berkeley, Calif. (City College of San Francisco)
64	McCulley, Connor	OG	6-1	265	So.	Walton, Ind. (Lewis Cass)
22	McLean, Dwight	S	6-1	210	Jr.	Corona, Calif. (Fullerton College)
89	McKey, Colton	TE	6-5	256	So.	The Woodlands, Texas (The Woodlands)
31	McKinley, Josh	S	6-1	218	So.	Leander, Texas (Leander)
84	Mebane, Eric	DE	6-4	225	Fr.	Grand Prairie, Texas (Bowie)
51	Miller, Garret	OT	6-8	275	5th	Bay City, Texas (Bay City)
99	Mondek, Nick	DT	6-6	275	So.	Naperville, Ill. (Naperville Central)
65	Moret, Austen	C	6-2	282	So.	Whitefish Bay, Wis. (Whitefish Bay)
82	Muhammad, DeAundre	WR	5-10	175	So.	Fort Wayne, Ind. (Harding)
92	Neal, Mike	DT	6-4	293	Sr.	Merrillville, Ind. (Merrillville)
91	Numa, Preston	DT	6-3	275	So.	Kenner, La. (John Curtis Christian)
21	Orton, Greg	WR	6-3	199	Sr.	Dayton, Ohio (Wayne)
12	Painter, Curtis	QB	6-4	230	5th	Vincennes, Ind. (Lincoln)
16	Panfil, Jeff	WR	6-5	226	Jr.	Fort Worth, Texas (North Crowley)
9	Pender, David	CB	6-1	180	Jr.	Folkston, Ga. (Charlton County)
72	Pierce, Justin	OG	6-4	314	Jr.	Tom Bean, Texas (Tom Bean)
73	Plue, Ken	OT	6-7	361	Fr.	Rensselaer, N.Y. (Millford Academy)
77	Prater, Ryan	OT	6-5	286	Jr.	Dallas, Texas (Trinity Christian Academy)
75	Reckman, Zach	OG	6-6	308	Sr.	Cincinnati, Ohio (Indian Hill)
20	Roberts, Gavin	S	6-1	205	Fr.	Somerset, N.J. (Franklin)
76	Schmeig, Rick	OG	6-3	312	Fr.	Cincinnati, Ohio (Oak Hills)
74	Sester, Sean	OT	6-7	325	5th	Fort Thomas, Ky. (Highlands)
52	Shaw, Jarrod	LB	5-11	221	Sr.	Fort Wayne, Ind. (Homestead)
24	Sheets, Kory	RB	6-0	206	5th	Manchester, Conn. (Bloomfield)
63	Shepherd, James	OT	6-6	309	So.	Crofton, Ky. (Christian County)
93	Short, Kawann	DT	6-4	280	Fr.	East Chicago, Ind. (Central)
5	Siller, Justin	QB	6-4	220	So.	Detroit, Mich. (Saint Mary's)
8	Smith, Keith	WR	6-2	226	Jr.	Fort Hood, Texas (Shoemaker)
87	Staats, Kris	WR	6-1	197	Jr.	La Porte, Ind. (La Porte)
13	Summers, Chris	K-P	6-1	179	Jr.	Fishers, Ind. (Hamilton Southeastern)
6	Tardy, Desmond	WR	6-1	199	5th	Indianapolis, Ind. (Warren Central)
33	Taylor, Jaycen	RB	5-10	180	Sr.	Hawthorne, Calif. (Los Angeles Harbor College)
19	TerBush, Caleb	QB	6-5	210	Fr.	Metamora, Ill. (Metamora Township)
26	Thomas, Tommie	S	6-2	175	Fr.	Robbins, Ill. (Richards)
46	Thompson, Mark	S	6-0	200	So.	Indianapolis, Ind. (Arsenal Tech)
17	Valentin, Aaron	WR	6-1	205	Sr.	Freeport, N.Y. (Erie Community College)
80	Wasikowski, Jerry	TE	6-4	255	5th	Cudahy, Wis. (Cudahy)
29	Werner, Jason	LB	6-4	221	Sr.	Greenwood, Ind. (Roncalli)
83	Whitest, Joe	WR	6-2	195	5th	Belle Glade, Fla. (Independence [Kan.] College)
19	Whittington, Brandon	WR	6-2	213	5th	Collingswood, N.J. (Collingswood)
37	Wiggs, Carson	P-K	6-0	200	Fr.	Grand Prairie, Texas (South Grand Prairie)
15	Williams, Charlton	CB	6-2	200	So.	Tamarac, Fla. (Coral Glades)
38	Williams, Danny	LB	6-2	197	So.	Granger, Ind. (Penn)
2	Williams, Torri	S	6-2	208	5th	Cedar Park, Texas (Leander)
36	Williams, Walter	S	5-10	201	Jr.	Columbus, Ohio (Saint Charles Preparatory)
43	Wolf, Adam	S	5-11	204	Sr.	Tampa, Fla. (Jesusit)
54	Zwilling, Jared	OL	6-4	293	Sr.	Evansville, Ind. (Central)

QUICK FACTS

UNIVERSITY FACTS

Location: West Lafayette, Ind.
Population: 28,778
Founded: 1869
Joined Big Ten: 1896 (charter member)
First Year of Big Ten Football: 1896
Enrollment: 39,102
Nickname: Boilermakers
Colors: Old Gold and Black
Marching Band: Purdue "All-American" Marching Band
President: France A. Córdova
Director of Athletics: Morgan J. Burke
Senior Woman Administrator: Nancy Cross
Faculty Representatives: Jeffrey T. Bolin, Christie L. Sahley
Assistant Athletics Director - Communications: Tom Schott
Football SID: Tom Schott
Football SID Office Phone: 765-494-3145
Football SID Home Phone: 765-463-5802
Football SID Cell Phone: 765-427-1721
Football SID Fax: 765-494-5447
Football SID Email: tschott@purdue.edu
Press Box Phone: 765-494-9079, 9080
Ticket Office Phone: 765-494-3194
Website: www.purduesports.com

TEAM FACTS

Head Coach: Joe Tiller (Montana State, 1965), 12th year
Assistant Coaches:
 Danny Hope (Assoc. Head Coach/Offensive Line)
 Mark Hagen (Asst. Head Coach/Special Teams Coordinator/Defensive Tackles)
 Brock Spack (Defensive Coordinator/Linebackers)
 Ed Zaunbrecher (Offensive Coordinator/Quarterbacks)
 Lou Anarumo (Defensive Backs)
 John McDonell (Offensive Tackles/Tight Ends)
 Brian Rock (Wide Receivers)
 Joel Thomas (Running Backs)
 Terrell Williams (Defensive Ends)
 Lamar Conard (Graduate Asst.)
 J.B. Gibboney (Graduate Asst.)
 Joe Deifel (Graduate Asst./Quality Control)
 Kevin Nesfield (Graduate Asst./Quality Control)

Offensive Formation: One-Back

Defensive Formation: 4-3

Total No. of Starters Returning: 13

Offense: 6

Defense: 6

Special Teams: 1

Total No. of Starters Lost: 11

Offense: 5

Defense: 5

Special Teams: 1

Total No. of Letterwinners Returning: 40

Offense: 19

Defense: 19

Special Teams: 2

Total No. of Letterwinners Lost: 24

Offense: 10

Defense: 13

Special Teams: 1

2007 Overall Record: 8-5

2007 Big Ten Record/Finish: 3-5/T-7th

TEAM HISTORY

First Year of Football: 1887
All-Time Record (Years): 566-479-48 (120)
All-Time Big Ten Record (Years): 305-335-32 (112)
Number of Big Ten Championships (Last): 8 (2000)
All-Time Bowl Record: 8-7
Number of National Championships (Years): None
Consensus All-America Selections: 19
First Team All-Big Ten Selections: 163

STADIUM INFORMATION

Name: Ross-Ade Stadium
Capacity: 62,500
Surface: Prescription Athletic Turf/Bermuda Grass
Largest Crowd/Opponent/Year: 71,629 vs. Indiana, 1980
Team Record at Home Stadium: 252-147-13



WISCONSIN BADGERS

HEAD COACH



Name: Bret Bielema
Date of Birth: Jan. 13, 1970
Hometown: Prophetstown, Ill.
Education:
High School: Prophetstown High School
Bachelor's Degree: Iowa, marketing, 1992
Playing Experience:
 Defensive Line, Iowa, 1989-92
Coaching Experience:
 Assistant Coach, Iowa, 1994-2001
 Assistant Coach, Kansas State, 2002-03
 Assistant Coach, Wisconsin, 2004-05
 Head Coach, Wisconsin, 2006-present

YEAR-BY-YEAR COLLEGIATE HEAD COACHING RECORD

Year	School	Overall Record	Big Ten Record	Bowl Played/ Result	Final AP Ranking
2006	Wisconsin	12-1	7-1	Capital One/W	7th
2007	Wisconsin	9-4	5-3	Outback/L	24th
Career Record		21-5	12-4	1-1	

2007 RESULTS

9-4, 5-3 in Big Ten/4th

Date	Score	Opponent	Attendance
Sept. 1	W, 42-21	Washington State	81,547
Sept. 8	W, 20-13	at UNLV	38,250
Sept. 15	W, 45-31	The Citadel	80,327
Sept. 22	W, 17-13	Iowa	82,630
Sept. 29	W, 37-34	No. -/23/25 Michigan State	82,164
Oct. 6	L, 26-31	at Illinois	57,078
Oct. 13	L, 7-38	at Penn State	109,754
Oct. 20	W, 44-3	Northern Illinois	81,883
Oct. 27	W, 33-3	Indiana	81,324
Nov. 3	L, 17-38	at No. 1/1/1 Ohio State	105,449
Nov. 10	W, 37-21	No. 13/13/15 Michigan	82,352
Nov. 17	W, 41-34	at Minnesota	59,116
Jan. 1	L, 17-21	vs. No. 16/18/19 Tennessee	60,121
		Outback Bowl	

Note: Rankings as of game date

DEPTH CHART

OFFENSE

POS	First Team	Second Team
QB	Allan Evridge <i>or</i> Dustin Sherer	
RB	P.J. HILL <i>or</i> ZACH BROWN	
FB	CHRIS PRESSLEY	Bill Rentmeester
FL	David Gilreath	Daven Jones <i>or</i> Nick Toon
SE	KYLE JEFFERSON	Isaac Anderson <i>or</i> Maurice Moore
TE	TRAVIS BECKUM	Lance Kendricks
LT	GABE CARIMI	Jake Bscherer
LG	ANDY KEMP	Jake Current
C	John Moffitt	Bill Nagy
RG	KRAIG URBK	Bill Nagy
RT	ERIC VANDEN HEUVEL	Josh Oglesby

DEFENSE

POS	First Team	Second Team
LE	O'Brien Schofield	Dan Moore
LT	JASON CHAPMAN	Patrick Butrym
RT	MIKE NEWKIRK	Jeff Stehle
RE	MATT SHAUGHNESSY	Kirk DeCremer
LB	DeANDRE LEVY	Blake Sorensen
LB	ELIJAH HODGE <i>or</i> Culmer St. Jean	
LB	JONATHAN CASILLAS	Jaeverly McFadden
CB	AARON HENRY	Niles Brinkley
FS	Jay Valai	AUBREY PLEASANT
SS	SHANE CARTER	Chris Maragos
CB	Mario Goins	ALLEN LANGFORD

SPECIALISTS

POS	First Team	Second Team
PK	Philip Welch <i>or</i> Matt Fischer	
P	Brad DeBauche	Brad Nortman
KR	DAVID GILREATH	Maurice Moore
PR	DAVID GILREATH	Maurice Moore
LS	DAVE PECK	Drew Woodward
H	Chris Maragos	Brad DeBauche

Returning starters in ALL CAPS

2008 SCHEDULE

Date	Opponent
Aug. 30.....	AKRON
Sept. 6.....	MARSHALL
Sept. 13.....	at Fresno State
Sept. 27.....	at Michigan
Oct. 4.....	OHIO STATE
Oct. 11.....	PENN STATE
Oct. 18.....	at Iowa
Oct. 25.....	ILLINOIS
Nov. 1.....	at Michigan State
Nov. 8.....	at Indiana
Nov. 15.....	MINNESOTA
Nov. 22.....	CAL POLY

Home games in ALL CAPS



WISCONSIN ROSTER

No.	Name	Pos.	Ht.	Wt.	Yr.	Hometown (Previous School)
6	Anderson, Isaac	WR	5-11	176	So.	Minneapolis, Minn. (The Blake School)
9	Beckum, Travis	TE	6-4	231	Sr.	Milwaukee, Wis. (Oak Creek)
73	Bergmann, Jordan	OL	6-6	280	Fr.	Slinger, Wis. (Kettle Moraine Lutheran)
55	Briedis, Eriks	DL	6-5	265	Fr.	Miami, Fla. (Country Day)
29	Brinkley, Niles	DB	5-10	177	So.	St. Louis, Mo. (Beaumont)
30	Brown, Zach	RB	5-11	207	So.	Royal Palm, Fla. (Royal Palm Beach)
78	Bscherer, Jake	OL	6-7	294	Jr.	Sturgeon Bay, Wis. (Sturgeon Bay)
64	Burge, Robert	OL	6-7	305	Fr.	Holmen, Wis. (Holmen)
95	Butrym, Patrick	DL	6-4	264	r-Fr.	New Berlin, Wis. (Waukesha Catholic Memorial)
82	Byrne, Jake	TE	6-5	254	Fr.	Rogers, Ark. (Rogers)
68	Carimi, Gabe	OL	6-8	301	So.	Cottage Grove, Wis. (Monona Grove)
25	Carter, Shane	DB	6-2	202	Jr.	Troy, Ohio (Troy)
77	Cascone, Dan	DL	6-3	288	Jr.	Newtown, Conn. (Newtown)
2	Casillas, Jonathan	LB	6-2	226	Sr.	New Brunswick, N.J. (New Brunswick)
91	Chapman, Jason	DL	6-4	285	Sr.	Bedford Heights, Ohio (Bedford)
19	Claxton, Kevin	DB	6-2	195	Fr.	Ft. Lauderdale, Fla. (Boyd Anderson)
32	Clay, John	RB	6-2	237	r-Fr.	Racine, Wis. (Washington Park)
9	Cromartie, Marcus	DB	6-1	175	Fr.	Manstfield, Texas (Timberview)
79	Cromwell, Chris	OL	6-3	305	Fr.	Milwaukee, Wis. (St. John's Northwest Military Academy)
60	Current, Jake	OL	6-4	278	Fr.	Troy, Ohio (Troy)
46	Davidson, Zach	TE	6-4	235	Fr.	Waukesha, Iowa (Waukesha)
95	DeBauche, Brad	P	6-2	218	r-Fr.	Suamico, Wis. (Bay Port)
99	DeCremier, Kirk	DL	6-5	230	So.	Verona, Wis. (Verona)
27	Emanuel, Nate	WR	6-1	192	So.	Appleton, Wis. (North)
4	Evridge, Allan	QB	6-2	212	Sr.	Papillon, Neb. (LaVista)
11	Ewing, Bradie	RB	6-1	212	Fr.	Richland Center, Wis. (Richland Center)
26	Fenelus, Antonio	DB	5-10	175	Fr.	Boca Raton, Fla. (Boca Raton)
96	Fischer, Matt	K	5-11	179	Jr.	Appleton, Wis. (East)
49	Flasch, Ryan	LB	6-1	220	Sr.	Germantown, Wis. (Germantown)
56	Garner, Christopher	OL	6-5	315	Fr.	Augusta, Wis. (Augusta)
98	Garner, Ricky	DL	6-5	232	So.	Pasadena, Calif. (John Muir)
85	Gilreath, David	WR	5-11	158	So.	New Hope, Minn. (Robbinsdale Armstrong)
23	Goins, Mario	DB	6-1	186	r-Fr.	Copperas Cove, Texas (Copperas Cove)
89	Graham, Garrett	TE	6-4	237	Jr.	Brick, N.J. (Memorial)
51	Grimes, Jasper	DL	6-2	285	r-Fr.	Riviera Beach, Fla. (William T. Dwyer)
22	Hampton, Adam	WR	5-11	184	r-Fr.	Lancaster, Wis. (Lancaster)
2	Harris, Xavier	WR	5-11	182	Jr.	Ft. Lauderdale, Fla. (Ft. Lauderdale)
19	Hartmann, William	DB	5-11	197	Jr.	Shelbygan, Wis. (South)
7	Henry, Aaron	RB	6-0	191	So.	Immokalee, Fla. (Immokalee)
39	Hill, P.J.	RB	5-11	236	Jr.	East Elmhurst, N.Y. (Brooklyn-Poly Prep)
52	Hodge, Elijah	LB	6-1	227	Jr.	St. Thomas, Virgin Islands (Dillard [Ft. Lauderdale, Fla.]
59	Hoey, Brandon	DL	6-5	278	So.	Shoreview, Minn. (Mounds View)
38	Holland, Tyler	DB	5-11	193	Jr.	Glen Ellyn, Ill. (Glenbard South)
43	Hubbard, Leonard	LB	6-1	230	Fr.	Springfield, Ill. (Sacred Heart-Griffin)
7	Jefferson, Kyle	WR	6-5	175	So.	Cleveland, Ohio (Glenville)
24	Johnson, Shelton	DB	6-0	175	Fr.	Carrollton, Texas (Hebron)
13	Jones, Daven	WR	6-1	200	So.	Cleveland, Ohio (Glenville)
37	Jones, Dex	RB	6-1	220	Fr.	Bolingbrook, Ill. (Montini Catholic)
69	Jones, Kenny	DL	6-2	265	So.	Delavan, Wis. (Darlen)
97	Kelly, Brandon	DL	6-6	230	Fr.	Eden Prairie, Minn. (Holy Angels)
75	Kemp, Andy	OL	6-6	315	Sr.	Menasha, Wis. (Menasha)
84	Kendricks, Lance	TE	6-4	227	So.	Milwaukee, Wis. (Rufus King)
87	Kirtley, Richard	WR	6-2	191	Fr.	Crete, Ill. (Mt. Carmel)
66	Konz, Peter	OL	6-6	300	Fr.	Neenah, Wis. (Neenah)
49	Korslin, Rob	TE	6-5	247	r-Fr.	Brookfield, Wis. (Central)
32	Kossoris, Eric	WR	6-1	198	r-Fr.	Franklin, Wis. (Franklin)
17	Langford, Allen	DB	5-11	189	Sr.	Detroit, Mich. (Cass Tech)
11	Levy, DeAndre	LB	6-3	228	Sr.	Milwaukee, Wis. (Vincent)
5	Lukasko, Andrew	DB	5-10	174	r-Fr.	Edgar, Wis. (Edgar)
90	Mains, Anthony	DL	6-6	225	Fr.	Naples, Fla. (Golden Gate)
21	Maragos, Chris	DB	6-0	189	Jr.	Racine, Wis. (William Horlick)
47	McFadden, Jaevrey	LB	6-3	220	Jr.	Riviera Beach, Fla. (William T. Dwyer)
36	Megna, Tony	LB	6-0	199	r-Fr.	Oak Creek, Wis. (Oak Creek)
4	Merrill, Otis	DB	5-11	175	r-Fr.	Cleveland, Ohio (Glenville)
74	Moffitt, John	OL	6-4	323	So.	Guilford, Conn. (West Haven Notre Dame)
31	Moody, Prince	DB	5-11	190	Jr.	Columbus, Ohio (Eastmoor Academy)
45	Moore, Dan	DL	6-2	270	Jr.	O'Fallon, Ill. (O'Fallon Township/Joliet Junior College)
3	Moore, Maurice	WR	5-11	167	So.	Ft. Worth, Texas (Everman Joe C. Bean)
76	Nagy, Bill	OL	6-4	300	So.	Hudson, Ohio (Hudson)
48	Neal, Joshua	DL	5-10	245	Sr.	Nashville, Tenn. (Pearl-Cohn)
28	Nettles, Josh	DB	5-10	175	Jr.	DeLuzak Springs, Fla. (Walton)
54	Newkirk, Mike	DL	6-3	264	Sr.	Ladysmith, Wis. (Ladysmith-Hawkins)
98	Northman, Brad	P	6-3	215	Fr.	Brookfield, Wis. (Central)
93	Nzegwu, Louis	DL	6-3	228	r-Fr.	Platteville, Wis. (Platteville)
16	Offor, Chukwuma	DB	6-0	173	r-Fr.	Madison, Wis. (LaFollette)
67	Oglesby, Josh	OL	6-7	328	r-Fr.	Milwaukee, Wis. (St. Francis)
60	Opsal, Zach	LS	6-2	221	So.	Verona, Wis. (Verona)
81	Peck, Dave	LS	6-5	246	Sr.	Media, Pa. (Wallingford Strath Haven)
10	Phillips, Curt	QB	6-3	215	Fr.	Kingsport, Tenn. (Sullivan South)
8	Pleasant, Aubrey	DB	6-1	198	Jr.	Flint, Mich. (Montrose)
42	Prather, Erik	LB	6-3	212	Jr.	St. Joseph, Ill. (Ogden)
17	Preisler, Mike	RB	6-0	199	r-Fr.	Port Washington, Wis. (Port Washington)
44	Pressley, Chris	FB	6-1	259	Sr.	Woodbury, N.J. (Woodbury)
34	Rentmeester, Bill	RB	6-1	248	Sr.	Beaver Dam, Wis. (Beaver Dam)
31	Rose, Cody	WR	6-4	189	r-Fr.	Elmwood, Wis. (Elmwood)
46	Rosemeyer, Tyrell	LB	6-0	235	Fr.	Fennimore, Wis. (Fennimore)
41	Rouse, Kevin	LB	6-0	227	r-Fr.	Yorkville, Ill. (Joliet Catholic Academy)
65	Schafer, Joe	OL	6-5	285	Fr.	St. Paul, Minn. (Cretin-Derham Hall)
50	Schofield, O'Brien	DL	6-3	232	Jr.	Great Lakes, Ill. (N. Chicago Community)
92	Shaughnessy, Matt	DL	6-6	253	Sr.	Norwich, Conn. (Norwich Free Academy)
18	Sherer, Dustin	QB	6-4	213	Jr.	Cicero, Ind. (Arcadia Hamilton Hts.)
10	Smith, Devin	DB	5-11	185	Fr.	Coppell, Texas (Coppell)
22	Smith, Erik	RB	5-11	192	Fr.	Chicago, Ill. (Bolingbrook)
5	Smith, Lance	RB	5-10	208	Jr.	Warren, Ohio (Howland)
27	Sorensen, Blake	LB	6-1	217	So.	Eden Prairie, Minn. (Eden Prairie)
42	Spitz, Sam	FB	6-1	245	So.	Chicago, Ill. (Whitney Young Margaret)
15	St. Jean, Culmer	LB	6-1	228	Fr.	Naples, Fla. (Lely)
14	Stallons, James	QB	6-5	172	r-Fr.	Macomb, Mich. (Dakota)
79	Stehle, Jeff	DL	6-6	290	Jr.	Constantia, N.Y. (Moore)
53	Taylor, Mike	LB	6-2	205	Fr.	Ashwaubenon, Wis. (Ashwaubenon)
86	Theus, Elijah (T.J.)	WR	6-2	184	Jr.	Sugarland, Texas (Kempner)
1	Tolzien, Scott	QB	6-3	200	So.	Rolling Meadows, Ill. (Palatine Fremd)
1	Toon, Nick	WR	6-3	214	r-Fr.	Middleton, Wis. (Middleton)
36	Turner, Mickey	TE	6-4	240	Jr.	Camdenton, Mo. (Camdenton)
63	Urbik, Craig	OL	6-6	332	Sr.	Hudson, Wis. (Hudson)
12	Valat, Jay	DB	5-9	197	Sr.	Eulless, Texas (Colleyville Heritage)
71	Vanden Heuvel, Eric	OL	6-7	324	Sr.	Hudson, Wis. (Hudson)
81	Wagner, Ricky	TE	6-7	262	Fr.	West Allis, Wis. (Nathan Hale)
87	Wat, J.J.	DL	6-6	265	Fr.	Pewaukee, Wis. (Pewaukee)
18	Welch, Philip	K	6-3	190	r-Fr.	Fort Collins, Colo. (Fort Collins)
94	Westphal, Tyler	DL	6-6	240	Fr.	Menasha, Wis. (Menasha)
20	Williams, T.J.	WR	6-0	180	Fr.	Kenosha, Wis. (Bradford)
62	Wojta, Kyle	LS	6-3	219	r-Fr.	Madison, Wis. (LaFollette)
57	Woodward, Drew	LS	6-4	228	Jr.	Appleton, Wis. (West)
70	Zettler, Kevin	OL	6-4	285	Fr.	Waukesha, Wis. (Wisconsin Lutheran)

r - redshirt

QUICK FACTS

UNIVERSITY FACTS

Location: Madison, Wis.
Population: 223,889
Founded: 1848
Joined Big Ten: 1896 (charter member)
First Year of Big Ten Football: 1896
Enrollment: 42,041
Nickname: Badgers
Colors: Cardinal and White
Marching Band: Wisconsin Marching Band
Chancellor: Biddy (Carolyn A.) Martin
Director of Athletics: Barry Alvarez
Senior Woman Administrator: Terry Gawlik
Faculty Representative: Walter Dickey
Asst. AD for Communications: Justin Doherty
Football SID: Brian Lucas
Football SID Office Phone: 608-262-1811
Football SID Cell Phone: 608-513-3987
Football SID Fax: 608-262-8184
Football SID Email: bml@athletics.wisc.edu
Press Box Phone: 608-262-7766
Ticket Office Phone: 608-262-1440
Website: www.uwbadgers.com

TEAM FACTS

Head Coach: Bret Bielema (Iowa, 1992), 3rd year
Assistant Coaches:
 DeVaughn Alexander (Wide Receivers)
 Bob Bostad (Running Game Coordinator/Offensive Line)
 Paul Chryst (Offensive Coordinator/Quarterbacks)
 Kerry Cooks (Defensive Backs)
 Dave Doeren (Defensive Coordinator/Linebackers)
 Randall McCray (Recruiting Coordinator/Linebackers)
 Charlie Partridge (Defensive Line)
 Joe Rudolph (Tight Ends)
 John Settle (Running Backs)
Offensive Formation: Multiple one- and two-back sets
Defensive Formation: 4-3
Total No. of Starters Returning: 17
Defense: 8
Special Teams: 0
Total No. of Starters Lost: 7
Offense: 3
Defense: 2
Special Teams: 2
Total No. of Letterwinners Returning: 46
Offense: 23
Defense: 22
Special Teams: 1
Total No. of Letterwinners Lost: 23
Offense: 9
Defense: 10
Special Teams: 4
2007 Overall Record: 9-4
2007 Big Ten Record/Finish: 5-3/4th

TEAM HISTORY

First Year of Football: 1889
All-Time Record (Years): 596-456-53 (119)
All-Time Big Ten Record (Years): 312-350-41 (112)
Number of Big Ten Championships (Last): 11 (1999)
All-Time Bowl Record: 10-9
Number of National Championships (Years): None
Consensus All-America Selections: 21
First Team All-Big Ten Selections: 188

STADIUM INFORMATION

Name: Camp Randall Stadium
Capacity: 80,321
Surface: FieldTurf
Largest Crowd/Opponent/Year: 83,184 vs. Iowa, 2005
Team Record at Home Stadium: 308-189-22

2007 IN REVIEW

STANDINGS

		CONFERENCE GAMES				ALL GAMES				
		W-L	PCT	H	A	W-L	PCT	H	A	N
1.	Ohio State*	7-1	.875	3-1	4-0	11-2	.846	6-1	5-0	0-1
2.	Illinois	6-2	.750	3-1	3-1	9-4	.692	5-1	4-1	0-2
	Michigan	6-2	.750	3-1	3-1	9-4	.692	5-3	3-1	1-0
4.	Wisconsin	5-3	.625	4-0	1-3	9-4	.692	7-0	2-3	0-1
5.	Penn State	4-4	.500	3-1	1-3	9-4	.692	6-1	2-3	1-0
	Iowa	4-4	.500	3-1	1-3	6-6	.500	4-2	1-4	1-0
7.	Indiana	3-5	.375	2-2	1-3	7-6	.538	5-2	2-3	0-1
	Michigan State	3-5	.375	2-2	1-3	7-6	.538	5-2	2-3	0-1
	Purdue	3-5	.375	2-2	1-3	8-5	.615	5-2	2-3	1-0
	Northwestern	3-5	.375	2-2	1-3	6-6	.500	4-3	1-3	1-0
11.	Minnesota	0-8	.000	0-4	0-4	1-11	.083	1-6	0-4	0-1

*Big Ten Champion

MOST VALUABLE PLAYERS

As selected by each team

ILL: Rashard Mendenhall, RB
IND: James Hardy, WR
IOWA: Mike Humpal, LB, and Albert Young, RB
MICH: Mike Hart, RB
MSU: Javon Ringer, RB
MINN: Dom Barber, DB
NU: Adam Kadela, LB, and Eric Peterman, WR
OSU: James Laurinaitis, LB, and Chris Wells, RB
PSU: Dan Connor, LB
PUR: Dustin Keller, TE
WIS: Tyler Donovan, QB, and Matt Shaughnessy, DE

Chicago Tribune Silver Football winner:
 Rashard Mendenhall, RB, ILL

BIG TEN ACADEMIC ALL-AMERICANS

FIRST TEAM

Ryan McDonald, ILL
 Austin Starr, IND
 Mike Klinkenborg, IOWA
 Adam Shada, IOWA
 Brian Robiskie, OSU
 Gerald Cadogan, PSU

SECOND TEAM

J Leman, ILL
 Jared Armstrong, PUR

BIG TEN CONSENSUS ALL-AMERICANS

J Leman, LB, ILL
 Jake Long, OL, MICH#
 James Laurinaitis, LB, OSU#
 Dan Connor, LB, PSU
 # Unanimous

NATIONAL AWARD WINNERS

Bednarik Award: Dan Connor, PSU
Butkus Award: James Laurinaitis, OSU
Liberty Mutual Coach of the Year: Ron Zook, ILL
Bobby Dodd Coach of the Year: Lloyd Carr, MICH

BIG TEN BOWL RESULTS

Dec. 26, 2007 — **MOTOR CITY BOWL**
 PURDUE def. Central Michigan, 51-48
 Ford Field (60,624); Detroit, Mich.

Dec. 28, 2007 — **CHAMPS SPORTS BOWL**
 No. 14 Boston College def. MICHIGAN STATE, 24-21
 Florida Citrus Bowl Stadium (46,554); Orlando, Fla.

Dec. 29, 2007 — **VALERO ALAMO BOWL**
 PENN STATE def. Texas A&M, 24-17
 Alamodome (66,166); San Antonio, Texas

Dec. 31, 2007 — **INSIGHT BOWL**
 Oklahoma State def. INDIANA, 49-33
 Sun Devil Stadium (48,892); Tempe, Ariz.

Jan. 1, 2008 — **OUTBACK BOWL**
 No. 16 Tennessee def. No. 18 WISCONSIN, 21-17
 Raymond James Stadium (60,121); Tampa, Fla.

Jan. 1, 2008 — **CAPITAL ONE BOWL**
 MICHIGAN def. No. 12 Florida, 41-35
 Florida Citrus Bowl Stadium (69,748); Orlando, Fla.

Jan. 1, 2008 — **ROSE BOWL**
 No. 7 USC def. No. 13 ILLINOIS, 49-17
 Rose Bowl (93,923); Pasadena, Calif.

Jan. 7, 2008 — **BCS NATIONAL CHAMPIONSHIP GAME**
 No. 2 LSU def. No. 1 OHIO STATE, 38-24
 Louisiana Superdome (79,651); New Orleans, La.

Rankings: BCS (prior to bowl games)

IN THE POLLS

(AP/USA Today/Harris)

	ILL	IND	IOWA	MICH	MSU	MINN	NU	OSU	PSU	PUR	WIS
PRE	-/-	-/-	-/RV	5/5	-/-	-/-	-/-	11/10	17/18	RV/-	7/7
9/4	-/-	-/-	-/RV	RV/RV	-/-	-/-	-/-	12/11	14/15	-/-	5/5
9/9	-/-	-/-	RV/RV	-/-	-/-	-/-	-/-	10/10	12/12	RV/RV	7/7
9/16	-/-	-/-	-/-	-/-	RV/RV	-/-	-/-	8/9	10/10	RV/RV	9/7
9/23	-/-RV	-/-	-/RV/-	RV/RV/RV	RV/23/25	-/-	-/-	8/8/7	21/19/19	RV/25/RV	9/9/9
9/30	RV/RV/RV	-/RV/RV	-/-	RV/RV/RV	RV/RV/25	-/-	-/-	4/4/4	RV/RV/RV	23/20/20	5/5/5
10/7	18/19/19	RV/RV/RV	-/-	RV/RV/RV	-/RV/RV	-/-	-/-	3/3/3	RV/RV/RV	RV/24/24	19/15/15
10/14	RV/RV/RV	-/-	-/-	24/RV/25	-/RV/RV	-/-	-/-	1/1/1	RV/25/RV	-/RV/RV	RV/RV/RV
10/21	-/RV/RV	-/-	-/-	19/21/21	-/-	-/-	-/-	1/1/1	24/22/22	RV/RV/RV	RV/25/RV
10/28	RV/RV/RV	-/-	-/-	15/14/15	-/-	-/-	-/-	1/1/1	RV/RV/RV	RV/RV/RV	RV/19/21
11/4	RV/RV/RV	-/-	-/-	13/13/15	-/-	-/-	-/-	1/1/1	RV/25/RV	RV/RV/RV	RV/RV/RV
11/11	20/21/20	-/-	-/-	23/23/22	-/-	-/-	-/-	7/7/7	RV/22/25	-/-	24/24/23
11/18	18/18/18	-/RV/-	-/-	RV/RV/RV	-/RV/RV	-/-	-/-	5/5/5	RV/RV/RV	-/-	22/20/20
11/25	15/14/14	-/-	-/-	RV/RV/RV	-/RV/-	-/-	-/-	3/3/3	RV/RV/RV	-/-	19/16/16
12/2	13/13/13	-/-	-/-	RV/RV/RV	-/RV/-	-/-	-/-	1/1/1	RV/RV/RV	-/-	18/15/15
FINAL	20/18	-/-	-/-	18/19	-/-	-/-	-/-	5/4	RV/25	-/-	24/21

RV — Receiving Votes

NOTE: Harris Poll first released on Sept. 23; final release on Dec. 2

WEEK-BY-WEEK ATTENDANCE

Date	Games	OVERALL			SO	Games	CONFERENCE		
		Total	Average	SO			Total	Average	SO
Sept. 1	8	571,444	71,431	4	—	—	—	—	
Sept. 8	9	625,830	69,537	4	—	—	—	—	
Sept. 15	7	482,581	68,940	3	—	—	—	—	
Sept. 22	5	381,308	76,262	3	5	381,308	76,262	3	
Sept. 29	6	367,292	61,215	4	5	302,042	60,408	3	
Oct. 6	6	439,328	73,221	4	5	330,913	66,183	3	
Oct. 13	6	493,041	82,174	4	5	387,990	77,598	3	
Oct. 20	6	406,710	67,785	3	4	261,739	65,435	2	
Oct. 27	6	485,290	80,882	4	5	429,712	85,942	4	
Nov. 3	6	401,959	66,993	3	5	367,553	73,511	3	
Nov. 10	5	334,486	66,897	3	5	334,486	66,897	3	
Nov. 17	6	418,750	69,792	3	5	348,165	69,633	2	
Totals:	76	5,408,019	71,158	42#	44	3,143,908	71,452	26	

Big Ten record

2007 ALL-BIG TEN FOOTBALL TEAMS

AS SELECTED BY CONFERENCE COACHES

(Players in ALL CAPS have 2008 eligibility.)

FIRST TEAM	OFFENSE	SECOND TEAM
Chad Henne, Michigan	Quarterback	KELLEN LEWIS, Indiana
Rashard Mendenhall, Illinois	Running Back	Mike Hart, Michigan
CHRIS "BEANIE" WELLS, Ohio State	Running Back	JAVON RINGER, Michigan State
James Hardy, Indiana	Receiver	Devin Thomas, Michigan State
Mario Manningham, Michigan	Receiver	Dorien Bryant, Purdue
A.Q. SHIPLEY, Penn State	Center	RYAN McDONALD, Illinois
Martin O'Donnell, Illinois	Guard	RICH OHRNBERGER, Penn State
Adam Kraus, Michigan	Guard	KRAIG URBIG, Wisconsin
Jake Long, Michigan	Tackle	XAVIER FULTON, Illinois
Kirk Barton, Ohio State	Tackle	ALEX BOONE, Ohio State
TRAVIS BECKUM, Wisconsin	Tight End	Dustin Keller, Purdue
Taylor Mehlhaff, Wisconsin	Kicker	AUSTIN STARR, Indiana

FIRST TEAM	DEFENSE	SECOND TEAM
GREG MIDDLETON, Indiana	Line	TERRANCE TAYLOR, Michigan
MITCH KING, Iowa	Line	Jonal Saint-Dic, Michigan State
Vernon Gholston, Ohio State	Line	Cliff Avril, Purdue
MAURICE EVANS, Penn State	Line	MATT SHAUGHNESSY, Wisconsin
J Leman, Illinois	Linebacker	Shawn Crable, Michigan
JAMES LAURINAITIS, Ohio State	Linebacker	MARCUS FREEMAN, Ohio State
Dan Connor, Penn State	Linebacker	SEAN LEE, Penn State
VONTAE DAVIS, Illinois	Defensive Back	Tracy Porter, Indiana
MALCOLM JENKINS, Ohio State	Defensive Back	Charles Godfrey, Iowa
Justin King, Penn State	Defensive Back	Jamar Adams, Michigan
Jack Ikegwuonu, Wisconsin	Defensive Back	Dominique Barber, Minnesota
JEREMY BOONE, Penn State	Punter	Ken DeBauche, Wisconsin

HONORABLE MENTION:

ILLINOIS: WILL DAVIS, Kevin Mitchell, Chris Norwell, Jason Reda, ISIAH "JUICE" WILLIAMS; **INDIANA:** John Sandberg; **IOWA:** RYAN DONAHUE, RAFAEL EUBANKS, Mike Humpal, Ken Iweberna, Bryan Mattison, SETH OLSEN, Albert Young; **MICHIGAN:** Justin Boren, Brandent Englemon, Morgan Trent; **MICHIGAN STATE:** Ervin Baldwin, Jehuu Caulcrick, Kellen Davis; **MINNESOTA:** JUSTIN KUCEK; **NORTHWESTERN:** JOHN GILL, Adam Kadela, Trevor Rees, TYRELL SUTTON; **OHIO STATE:** TODD BOECKMAN, KURT COLEMAN, BRIAN ROBISKIE, ANDERSON RUSSELL, A.J. TRAPASSO, DONALD WASHINGTON; **PENN STATE:** GERALD CADOGAN, JOSH GAINES, ANTHONY SCIRROTTO; **PURDUE:** ANTHONY HEYGOOD, CURTIS PAINTER, SEAN SESTER, Terrell Vinson; **WISCONSIN:** SHANE CARTER, JONATHAN CASILLAS, Marcus Coleman, Tyler Donovan, Nick Hayden, Paul Hubbard.

OFFENSIVE PLAYER OF THE YEAR:	Rashard Mendenhall, Illinois
OFFENSIVE LINEMAN OF THE YEAR:	Jake Long, Michigan
DEFENSIVE PLAYER OF THE YEAR:	JAMES LAURINAITIS, Ohio State
DEFENSIVE LINEMAN OF THE YEAR:	Vernon Gholston, Ohio State
FRESHMAN OF THE YEAR:	ARRELIOUS BENN, Illinois

BIG TEN SPORTSMANSHIP AWARD HONOREES: J Leman, ILL; Josiah Sears, IND; Tom Busch, IOWA; Chad Henne, MICH; JAVON RINGER, MSU; Amir Pinnix, MINN; Tonjua (T.J.) Jones, NU; BRIAN HARTLINE, OSU; Anthony Morelli, PSU; JAYCEN TAYLOR, PUR; Luke Swan, WIS.

AS SELECTED BY CONFERENCE MEDIA

(Players in ALL CAPS have 2008 eligibility.)

FIRST TEAM	OFFENSE	SECOND TEAM
TODD BOECKMAN, Ohio State	Quarterback	KELLEN LEWIS, Indiana
Rashard Mendenhall, Illinois	Running Back	Mike Hart, Michigan
CHRIS "BEANIE" WELLS, Ohio State	Running Back	JAVON RINGER, Michigan State
James Hardy, Indiana	Receiver	Devin Thomas, Michigan State
Mario Manningham, Michigan	Receiver	Dorien Bryant, Purdue
Marcus Coleman, Wisconsin	Center	RYAN McDONALD, Illinois
Martin O'Donnell, Illinois	Guard	RICH OHRNBERGER, Penn State
Adam Kraus, Michigan	Guard	KRAIG URBIG, Wisconsin
Jake Long, Michigan	Tackle	Pete Clifford, Michigan State
Kirk Barton, Ohio State	Tackle	ALEX BOONE, Ohio State
TRAVIS BECKUM, Wisconsin	Tight End	Dustin Keller, Purdue
AUSTIN STARR, Indiana	Kicker	Taylor Mehlhaff, Wisconsin

FIRST TEAM	DEFENSE	SECOND TEAM
GREG MIDDLETON, Indiana	Line	WILL DAVIS, Illinois
Jonal Saint-Dic, Michigan State	Line	MITCH KING, Iowa
Vernon Gholston, Ohio State	Line	Bryan Mattison, Iowa
MAURICE EVANS, Penn State	Line	MATT SHAUGHNESSY, Wisconsin
J Leman, Illinois	Linebacker	Mike Humpal, Iowa
JAMES LAURINAITIS, Ohio State	Linebacker	Shawn Crable, Michigan
Dan Connor, Penn State	Linebacker	SEAN LEE, Penn State
Tracy Porter, Indiana	Defensive Back	VONTAE DAVIS, Illinois
MALCOLM JENKINS, Ohio State	Defensive Back	Jamar Adams, Michigan
Justin King, Penn State	Defensive Back	Dominique Barber, Minnesota
Jack Ikegwuonu, Wisconsin	Defensive Back	Terrell Vinson, Purdue
JEREMY BOONE, Penn State	Punter	JUSTIN KUCEK, Minnesota

HONORABLE MENTION:

ILLINOIS: XAVIER FULTON, Kevin Mitchell, Chris Norwell, Jason Reda, ISIAH "JUICE" WILLIAMS; **INDIANA:** John Sandberg, AUSTIN THOMAS; **IOWA:** RYAN DONAHUE, Charles Godfrey, Mike Klinkenborg, MATT KROUL, Adam Shada, Albert Young; **MICHIGAN:** Justin Boren, Brandent Englemon, Chris Graham, Tim Jamison, Will Johnson, TERRANCE TAYLOR; **MICHIGAN STATE:** Ervin Baldwin, Kellen Davis, BRIAN HOYER, Travis Key; **MINNESOTA:** Tony Brinkhaus, Steve Shidell; **NORTHWESTERN:** C.J. Bachér, JOHN GILL, Adam Kadela, Trevor Rees; **OHIO STATE:** KURT COLEMAN, MARCUS FREEMAN, RYAN PRETORIUS, BRIAN ROBISKIE, ANDERSON RUSSELL, A.J. TRAPASSO; **PENN STATE:** GERALD CADOGAN, JOSH GAINES, KEVIN KELLY, Rodney Kinlaw, ANTHONY SCIRROTTO, A.Q. SHIPLEY; **PURDUE:** Cliff Avril, Jordan Grimes, CURTIS PAINTER, Robbie Powell, SEAN SESTER; **WISCONSIN:** SHANE CARTER, JONATHAN CASILLAS, Ken DeBauche, Tyler Donovan, Nick Hayden, P.J. HILL.

OFFENSIVE PLAYER OF THE YEAR:	Rashard Mendenhall, Illinois
DEFENSIVE PLAYER OF THE YEAR:	JAMES LAURINAITIS, Ohio State
FRESHMAN OF THE YEAR:	ARRELIOUS BENN, Illinois
DAVE McCLAIN COACH OF THE YEAR:	Ron Zook, Illinois

2007 INDIVIDUAL STATS - ALL GAMES

RUSHING

Player	Team	Cl	G	Att	Yds	Avg	TD	Yds/G	Long
1. Hart, Mike	MICH	SR	10	265	1361	5.1	14	136.1	61
2. Mendenhall, Rashard	ILL	JR	13	262	1681	6.4	17	129.3	79
3. Wells, Chris	OSU	SO	13	274	1609	5.9	15	123.8	65
4. Ringer, Javon	MSU	JR	13	245	1447	5.9	6	111.3	80
5. Hill, PJ	WIS	SO	11	233	1212	5.2	14	110.2	72
6. Kinlaw, Rodney	PSU	SR	13	243	1329	5.5	10	102.2	38
7. Young, Albert	IOWA	SR	12	206	968	4.7	6	80.7	29
8. Caulcrick, Jehu	MSU	SR	13	222	872	3.9	21	67.1	42
9. Sheets, Kory	PUR	SR	13	168	859	5.1	11	66.1	59
10. Williams, Isiah	ILL	SO	13	165	755	4.6	7	58.1	24

PASSING AVG/G

Player	Team	Cl	G	Att	Cmp	Int	Pct	Yds	TD	Avg/G
1. Bacher, C.J.	NU	JR	12	521	318	19	61.0	3656	19	304.7
2. Painter, Curtis	PUR	SR	13	569	356	11	62.6	3846	29	295.8
3. Weber, Adam	MINN	FR	12	449	258	19	57.5	2895	24	241.2
4. Lewis, Kellen	IND	SO	13	442	265	10	60.0	3043	28	234.1
5. Hoyer, Brian	MSU	JR	13	376	223	11	59.3	2725	20	209.6
6. Morelli, Anthony	PSU	SR	13	402	234	10	58.2	2651	19	203.9
7. Donovan, Tyler	WIS	SR	13	333	193	11	58.0	2607	17	200.5
8. Henne, Chad	MICH	SR	10	278	162	9	58.3	1938	17	193.8
9. Christensen, Jake	IOWA	SO	12	370	198	6	53.5	2269	17	189.1
10. Boeckman, Todd	OSU	JR	13	298	190	14	63.8	2372	25	182.5

TOTAL OFFENSE

Player	Team	Cl	G	Rush	Pass	Total	Yds/G
1. Bacher, C.J.	NU	JR	12	31	3656	3687	307.2
2. Painter, Curtis	PUR	SR	13	-20	3846	3826	294.3
3. Weber, Adam	MINN	FR	12	617	2895	3512	292.7
4. Lewis, Kellen	IND	SO	13	736	3043	3779	290.7
5. Donovan, Tyler	WIS	SR	13	277	2607	2884	221.8
6. Morelli, Anthony	PSU	SR	13	-13	2651	2638	202.9
7. Hoyer, Brian	MSU	JR	13	-105	2725	2620	201.5
8. Williams, Isiah	ILL	SO	13	755	1743	2498	192.2
9. Christensen, Jake	IOWA	SO	12	0	2269	2269	189.1
10. Boeckman, Todd	OSU	JR	13	63	2372	2435	187.3

RECEPTIONS/GAME

Player	Team	Cl	G	Rec	TD	Avg/C	Rec/G	Long	
1. Bryant, Dorian	PUR	SR	13	87	936	8	10.8	6.69	53
2. Thomas, Devin	MSU	JR	13	79	1260	8	15.9	6.08	80
3. Hardy, James	IND	JR	13	79	1125	16	14.2	6.08	79
4. Manningham, Mario	MICH	JR	12	72	1174	12	16.3	6.00	97
5. Beckum, Travis	WIS	JR	13	75	982	6	13.1	5.77	46
6. Decker, Eric	MINN	SO	12	67	909	9	13.6	5.58	59
7. Wheelwright, Ernie	MINN	SR	12	66	775	9	11.7	5.50	46
8. Peterman, Eric	NU	JR	12	66	744	3	11.3	5.50	70
9. Keller, Dustin	PUR	SR	13	68	881	7	13.0	5.23	80
10. Arrington, Adrian	MICH	SR	13	67	882	8	13.2	5.15	39

RECEIVE YDS/GAME

Player	Team	Cl	G	Rec	Yds	TD	Avg/C	Yds/G	Long
1. Manningham, Mario	MICH	JR	12	72	1174	12	16.3	97.8	97
2. Thomas, Devin	MSU	JR	13	79	1260	8	15.9	96.9	80
3. Hardy, James	IND	JR	13	79	1125	16	14.2	86.5	79
4. Decker, Eric	MINN	SO	12	67	909	9	13.6	75.8	59
5. Beckum, Travis	WIS	JR	13	75	982	6	13.1	75.5	46
6. Bryant, Dorian	PUR	SR	13	87	936	8	10.8	72.0	53
7. Robiskie, Brian	OSU	JR	13	55	935	11	17.0	71.9	68
8. Arrington, Adrian	MICH	SR	13	67	882	8	13.2	67.8	39
9. Keller, Dustin	PUR	SR	13	68	881	7	13.0	67.8	80
10. Wheelwright, Ernie	MINN	SR	12	66	775	9	11.7	64.6	46

ALL PURPOSE

Player	Team	Cl	G	Rush	Rcv	PR	KR	Yds	Avg/G
1. Thomas, Devin	MSU	JR	13	177	1260	18	1135	2590	199.2
2. Bryant, Dorian	PUR	SR	13	85	936	93	1007	2121	163.2
3. Mendenhall, Rashard	ILL	JR	13	1681	318	0	0	1999	153.8
4. Hart, Mike	MICH	SR	10	1361	50	0	0	1411	141.1
5. Ringer, Javon	MSU	JR	13	1447	295	0	0	1742	134.0
6. Wells, Chris	OSU	SO	13	1609	21	0	0	1630	125.4
7. Hill, PJ	WIS	SO	11	1212	89	0	0	1301	118.3
8. Kinlaw, Rodney	PSU	SR	13	1329	128	0	18	1475	113.5
9. Manningham, Mario	MICH	JR	12	119	1174	0	0	1293	107.8
10. Gilreath, David	WIS	FR	13	15	10	364	967	1356	104.3

INTERCEPTIONS

Player	Team	Cl	G	Int	Yds	TD	Int/G	Long
1. Carter, Shane	WIS	SO	13	7	92	0	0.54	37
2. Porter, Tracy	IND	SR	13	6	137	0	0.46	49
3. Godfrey, Charles	IOWA	SR	12	5	33	0	0.42	25
4. Vinson, Terrell	PUR	SR	13	5	34	0	0.38	26
5. Mitchell, Kevin	ILL	SR	13	5	1	0	0.38	1
6. Davis, Vontae	ILL	SO	12	4	0	0	0.33	0
7. Wiley, Otis	MSU	JR	13	4	77	1	0.31	54
8. Jenkins, Malcolm	OSU	JR	13	4	53	1	0.31	24
9. Theret, Kyle	MINN	FR	12	3	72	0	0.25	34
10. Phillips, Chris	IND	JR	12	3	58	1	0.25	58

PASS EFFICIENCY

Player	Team	Cl	G	Att	Cmp	Int	Pct	Yds	TD	Effic
1. Boeckman, Todd	OSU	JR	13	298	190	14	63.8	2372	25	148.9
2. Lewis, Kellen	IND	SO	13	442	265	10	60.0	3043	28	134.2
3. Donovan, Tyler	WIS	SR	13	333	193	11	58.0	2607	17	134.0
4. Painter, Curtis	PUR	SR	13	569	356	11	62.6	3846	29	132.3
5. Hoyer, Brian	MSU	JR	13	376	223	11	59.3	2725	20	131.9
6. Henne, Chad	MICH	SR	10	278	162	9	58.3	1938	17	130.5
7. Bacher, C.J.	NU	JR	12	521	318	19	61.0	3656	19	124.7
8. Morelli, Anthony	PSU	SR	13	402	234	10	58.2	2651	19	124.2
9. Weber, Adam	MINN	FR	12	449	258	19	57.5	2895	24	120.8
10. Williams, Isiah	ILL	SO	13	267	153	12	57.3	1743	13	119.2

PUNT RETURN AVG

Player	Team	Cl	G	Ret	Yds	TD	Avg	Long
1. Gilreath, David	WIS	FR	13	26	364	0	14.0	56
2. Hartline, Brian	OSU	SO	13	20	229	1	11.4	90
3. Williams, Derrick	PSU	JR	13	23	254	1	11.0	78
4. Porter, Tracy	IND	SR	13	23	254	0	11.0	71
5. Mathews, Greg	MICH	SO	13	28	224	0	8.0	29
6. Sandeman, Colin	IOWA	FR	11	12	92	0	7.7	35
7. Hudson, Kyle	ILL	JR	12	17	128	0	7.5	34
8. Small, Ray	OSU	SO	11	21	153	0	7.3	21
9. Bryant, Dorian	PUR	SR	13	15	93	0	6.2	35
10. Howell, Harold	MINN	FR	10	15	72	0	4.8	14

KICK RETURN AVG

Player	Team	Cl	G	Ret	Yds	TD	Avg	Long
1. Thomas, Devin	MSU	JR	13	39	1135	0	29.1	79
2. Bryant, Dorian	PUR	SR	13	36	1007	2	28.0	98
3. Wallace, A.J.	PSU	SO	13	22	581	1	26.4	97
4. Bailey, James	IND	JR	12	18	456	1	25.3	91
5. Johnson-Koulianos, D	IOWA	FR	12	22	521	0	23.7	65
6. Howell, Harold	MINN	FR	10	30	693	0	23.1	51
7. Gilreath, David	WIS	FR	13	42	967	0	23.0	60
8. Thigpen, Marcus	IND	JR	12	18	413	0	22.9	53
9. Sherels, Marcus	MINN	SO	9	17	364	0	21.4	37
10. Minor, Brandon	MICH	SO	12	13	257	0	19.8	35

PUNTING

Player	Team	Cl	G	Punt	Yds	Avg	Long
1. Boone, Jeremy	PSU	SO	13	59	2538	43.0	70
2. Kucek, Justin	MINN	JR	12	62	2645	42.7	61
3. Debauche, Ken	WIS	SR	13	58	2412	41.6	58
4. Trappaso, A.J.	OSU	JR	13	53	2199	41.5	63
5. Mesko, Zoltan	MICH	JR	13	70	2876	41.1	68
6. Donahue, Ryan	IOWA	FR	12	86	3533	41.1	82
7. Armstrong, Jared	PUR	SR	13	67	2724	40.7	57
8. Demos, Stefan	NU	FR	12	54	2168	40.1	56
9. Bates, Aaron	MSU	FR	12	63	2490	39.5	67
10. Hines, Michael	IND	FR	13	59	2301	39.0	60

SCORING

Player	Team	Cl	G	TD	XPT	FG	2XP	Pts	Pts/G
1. Caulcrick, Jehu	MSU	SR	13	21	0	0	0	126	9.7
2. Mendenhall, Rashard	ILL	JR	13	19	0	0	0	114	8.8
3. Starr, Austin	IND	JR	13	0	48	21	0	111	8.5
4. Kelly, Kevin	PSU	JR	13	1	44	20	0	110	8.5
5. Summers, Chris	PUR	SO	13	0	56	18	0	110	8.5
6. Hart, Mike	MICH	SR	10	14	0	0	0	84	8.4
7. Hill, PJ	WIS	SO	11	15	0	0	0	80	8.2
8. Mehlfaff, Taylor	WIS	SR	13	0	42	21	0	105	8.1
9. Pretorius, Ryan	OSU	JR	13	0	48	18	0	102	7.8
10. Swenson, Brett	MSU	SO	13	0	53	15	0	98	7.5

SCORING (TDs)

Player	Team	Cl	G	TD	Rush	Pass	Ret	PAT	Pts	Pts/G
1. Caulcrick, Jehu	MSU	SR	13	21	21	0	0	0	126	9.7
2. Mendenhall, Rashard	ILL	JR	13	19	17	2	0	0	114	8.8
3. Hart, Mike	MICH	SR	10	14	14	0	0	0	84	8.4
4. Hill, PJ	WIS	SO	11	15	14	1	0	0	80	8.2
5. Hardy, James	IND	JR	13	16	0	16	0	0	96	7.4
6. Wells, Chris	OSU	SO	13	15	15	0	0	0	90	6.9
7. Manningham, Mario	MICH	JR	12	12	0	12	0	0	72	6.0
8										

2007 TEAM STATS - ALL GAMES

SCORING OFFENSE	G	TD	XP	2XP	DXP	FG	Saf	Pts	Avg
1. Purdue	13	56	56	0	0	18	0	446	34.3
2. Michigan State	13	55	53	1	0	15	0	430	33.1
3. Indiana	13	50	49	0	0	21	0	412	31.7
4. Ohio State	13	51	48	0	0	18	0	408	31.4
5. Penn State	13	48	46	0	0	20	0	394	30.3
6. Wisconsin	13	46	42	1	0	21	0	383	29.5
7. Illinois	13	45	44	0	0	16	0	362	27.8
8. Michigan	13	45	42	0	0	14	0	354	27.2
9. Minnesota	12	42	37	1	0	8	0	315	26.2
10. Northwestern	12	36	36	1	0	12	0	310	25.8
11. Iowa	12	28	24	0	0	10	0	222	18.5

SCORING DEFENSE	G	TD	XP	2XP	DXP	FG	Saf	Pts	Avg
1. Ohio State	13	20	20	0	0	8	1	166	12.8
2. Penn State	13	27	27	0	0	13	0	228	17.5
3. Iowa	12	24	21	0	0	20	0	225	18.8
4. Michigan	13	32	29	2	1	17	0	278	21.4
5. Illinois	13	35	32	1	0	14	0	283	21.8
6. Wisconsin	13	37	37	0	0	14	0	301	23.2
7. Purdue	13	41	37	1	0	20	0	345	26.5
8. Michigan State	13	42	41	0	0	17	1	346	26.6
9. Indiana	13	48	43	0	0	13	0	370	28.5
10. Northwestern	12	52	48	0	0	4	0	372	31.0
11. Minnesota	12	55	51	1	0	19	0	440	36.7

PASS OFFENSE	G	Att	Cmp	Int	Pct	Yds	Avg	TD	Yds/G
1. Northwestern	12	529	322	19	60.9	3695	7.0	20	307.9
2. Purdue	13	594	369	13	62.1	3993	6.7	30	307.2
3. Minnesota	12	454	262	19	57.7	2949	6.5	25	245.8
4. Indiana	13	446	267	11	59.9	3073	6.9	28	236.4
5. Michigan	13	423	225	14	53.2	2862	6.8	25	220.2
6. Michigan State	13	393	232	11	59.0	2842	7.2	21	218.6
7. Wisconsin	13	347	199	11	57.3	2704	7.8	17	208.0
8. Penn State	13	415	240	10	57.8	2682	6.5	19	206.3
9. Ohio State	13	329	210	14	63.8	2558	7.8	26	196.8
10. Iowa	12	376	199	7	52.9	2281	6.1	17	190.1
11. Illinois	13	323	182	15	56.3	2187	6.8	15	168.2

PASS DEFENSE	G	Att	Cmp	Int	Pct	Yds	Avg	TD	Yds/G
1. Ohio State	13	406	216	11	53.2	1952	4.8	13	150.2
2. Michigan	13	393	217	14	55.2	2325	5.9	14	178.8
3. Penn State	13	427	215	11	50.3	2798	6.4	21	215.5
4. Michigan State	13	423	246	12	58.2	2856	6.8	22	219.7
5. Wisconsin	13	427	236	12	55.3	2893	6.8	21	222.5
6. Iowa	12	426	247	14	58.0	2750	6.5	13	229.2
7. Purdue	13	511	291	14	56.9	3123	6.1	19	240.2
8. Northwestern	12	390	245	9	62.8	3121	7.5	24	243.4
9. Indiana	13	469	289	19	61.6	3168	6.8	21	243.7
10. Illinois	13	479	284	17	59.2	3248	6.2	24	246.6
11. Minnesota	12	430	275	7	64.0	3472	8.1	28	289.3

KICKOFF RETURNS	G	Ret	Yds	TD	Avg
1. Michigan State	13	53	1361	0	25.7
2. Purdue	13	60	1434	3	23.9
3. Minnesota	12	61	1418	1	23.2
4. Northwestern	12	54	1208	1	22.4
5. Indiana	13	50	1112	0	22.2
6. Penn State	13	42	883	1	21.0
7. Iowa	12	43	862	0	20.0
8. Wisconsin	13	56	1105	0	19.7
9. Illinois	13	40	762	1	19.0
10. Michigan	13	46	851	0	18.5
11. Ohio State	13	34	600	0	17.6

PUNTING	G	No.	Yds	Avg	Ret	Yds	Avg	Net/P
1. Penn State	13	60	2573	42.9	20	107	1.8	41.1
2. Iowa	12	87	3551	40.8	20	121	1.4	39.4
3. Ohio State	13	54	2212	41.0	19	90	1.7	39.3
4. Purdue	13	67	2724	40.7	24	169	2.5	38.1
5. Michigan	13	71	2918	41.1	29	211	3.0	38.1
6. Wisconsin	13	58	2412	41.6	31	204	3.5	38.1
7. Northwestern	12	55	2168	39.4	21	103	1.9	37.5
8. Michigan State	13	70	2742	39.2	22	174	2.5	36.7
9. Minnesota	12	63	2645	42.0	25	365	5.8	36.2
10. Indiana	13	61	2301	37.7	25	147	2.4	35.3
11. Illinois	13	65	2449	37.7	22	199	3.1	34.6

TURNOVER MARGIN	G	Int	Lost	Fum	Int	Tot	Mar	Per/G
1. Iowa	12	7	14	21	6	7	13	+9.0
2. Indiana	13	12	19	31	18	11	29	+2.0
3. Michigan State	13	8	12	20	7	11	18	+2.0
4. Penn State	13	17	11	28	16	10	26	+2.0
5. Michigan	13	15	14	29	13	14	27	+2.0
6. Purdue	13	13	14	27	13	13	26	+1.0
7. Wisconsin	13	7	12	19	10	11	21	-2.0
8. Illinois	13	8	17	25	13	12	21	-0.5
9. Ohio State	13	8	11	19	8	14	22	-3.0
10. Northwestern	12	7	9	16	6	19	25	-0.75
11. Minnesota	12	7	7	14	10	19	29	-1.25

RUSHING OFFENSE	G	Att	Yds	Avg	TD	Yds/G
1. Illinois	13	595	3338	5.6	28	256.8
2. Wisconsin	13	587	2610	4.4	29	200.8
3. Michigan State	13	550	2576	4.4	29	198.2
4. Ohio State	13	554	2260	4.6	21	196.9
5. Penn State	13	528	2519	4.8	27	193.8
6. Michigan	13	540	2144	4.0	20	164.9
7. Minnesota	12	433	1941	4.5	15	161.8
8. Indiana	13	475	2046	4.3	18	157.4
9. Purdue	13	413	1674	4.1	22	128.8
10. Iowa	12	438	1515	3.5	11	126.2
11. Northwestern	12	398	1437	3.6	17	119.8

RUSHING DEFENSE	G	Rushes	Yds	Avg	TD	Yds/G
1. Ohio State	13	426	1077	2.5	3	82.8
2. Penn State	13	449	1219	2.7	9	93.8
3. Iowa	12	454	1464	3.2	11	122.0
4. Michigan State	13	449	1636	3.6	19	125.8
5. Illinois	13	462	1718	3.7	11	132.2
6. Wisconsin	13	423	1743	4.1	16	134.1
7. Purdue	13	487	1936	4.0	21	148.9
8. Michigan	13	505	2039	4.0	17	156.8
9. Indiana	13	549	2076	3.8	24	159.7
10. Northwestern	12	456	2005	4.4	26	167.1
11. Minnesota	12	483	2752	5.7	25	229.3

TOTAL OFFENSE	G	Rush	Pass	Plays	Yds	Avg/P	TD	Yds/G
1. Purdue	13	1674	3993	1007	5667	5.6	52	435.9
2. Northwestern	12	1437	3695	927	5132	5.5	37	427.7
3. Illinois	13	3338	2187	918	5525	6.0	43	425.0
4. Michigan State	13	2576	2842	973	5418	5.6	50	416.8
5. Wisconsin	13	2610	2704	934	5314	5.7	46	408.8
6. Minnesota	12	1941	2949	887	4890	5.5	40	407.5
7. Penn State	13	2519	2682	943	5201	5.5	46	400.1
8. Indiana	13	2046	3073	921	5119	5.6	47	393.8
9. Ohio State	13	2569	2558	883	5128	5.8	47	385.7
10. Michigan	13	2144	2862	963	5006	5.2	45	385.1
11. Iowa	12	1515	2281	814	3796	4.7	28	316.3

TOTAL DEFENSE	G	Rush	Pass	Plays	Yds	Avg/P	TD	Yds/G
1. Ohio State	13	1077	1952	832	3029	3.6	16	233.0
2. Penn State	13	1219	2798	886	4007	4.5	23	308.2
3. Michigan	13	2039	2325	892	3864	4.9	31	335.7
4. Michigan State	13	1636	2856	872	4492	5.2	41	345.5
5. Iowa	12	1464	2750	880	4214	4.8	24	351.2
6. Wisconsin	13	1743	2893	850	4636	5.5	37	356.6
7. Illinois	13	1718	3180	941	4898	5.2	32	376.8
8. Purdue	13	1936	3123	998	5059	5.1	40	389.2
9. Indiana	13	2076	3168	1018	5244	5.2	45	403.4
10. Northwestern	12	2005	2921	842	5010	5.0	41	417.5
11. Minnesota	12	2752	3472	913	6224	6.8	53	518.7

PUNT RETURNS	G	Ret	Yds	TD	Avg
1. Wisconsin	13	36	432	0	12.0
2. Indiana	13	23	254	0	11.0
3. Iowa	12	29	307	0	10.6
4. Penn State	13	29	291	1	10.0
5. Ohio State	13	35	472	1	7.9
6. Michigan	13	35	261	0	7.5
7. Purdue	13	19	141	0	7.4
8. Illinois	13	25	177	1	7.1
9. Northwestern	12	19	120	0	6.3
10. Minnesota	12	20	107	0	5.3
11. Michigan State	13	31	126	0	4.1

PASS EFFICIENCY	G	Att	Cmp	Pct	Int	Yds	TD	Effc
1. Ohio State	13	329	210	63.8	14	2558	26	146.7
2. Indiana	13	446	267	59.9	11	3073	28	133.5
3. Wisconsin	13	347	199	57.3	11	2704	17	132.6
4. Michigan State	13	393	232	59.0	11	2842	21	131.8
5. Purdue	13	594	369	62.1	13	3993	30	130.9
6. Northwestern	12	529	322	60.9	19	3695	20	128.8
7. Michigan	13	423	225	53.2	14	2862	25	122.9
8. Penn State	13	415	240	57.8	10	2682	19	122.4
9. Minnesota	12	454	262	57.7	19	2949	25	122.1
10. Illinois	13	323	182	56.3	15	2187	15	119.3
11. Iowa	12	376	199	52.9	7	2281	17	115.1

PASS DEF EFFICIENCY	G	Att	Cmp	Int	Pct	Yds	TD	Effc
1. Ohio State	13	406	216	11	53.2	1952	13	98.7
2. Michigan	13	393	217	14	55.2	2325	14	109.5
3. Penn State	13	427	215	11	50.3	2798	19	115.1
4. Iowa	12	426	247	14	58.0			

2007 INDIVIDUAL STATS – CONFERENCE GAMES

RUSHING

Player	Team	Cl	G	Att	Yds	Avg	TD	Yds/G	Long
1. Wells, Chris	OSU	SO	8	190	1122	5.9	11	140.2	62
2. Mendenhall, Rashard	ILL	JR	8	167	1015	6.1	8	126.9	84
3. Ringer, Javon	MSU	JR	8	143	947	6.6	5	118.4	60
4. Kinlaw, Rodney	PSU	SR	8	155	774	5.0	7	96.8	38
5. Hill, PJ	WIS	SO	6	120	497	4.1	6	82.8	30
6. Young, Albert	IOWA	SR	8	141	644	4.6	5	80.5	29
7. Williams, Isaiah	ILL	SO	8	106	558	5.3	3	69.8	24
8. Brown, Zach	WIS	FR	7	97	486	5.0	5	69.4	64
9. Caulrick, Jehu	MSU	SR	8	142	513	3.6	15	64.1	22
10. Sheets, Kory	PUR	SR	8	88	428	4.9	5	53.5	59

PASSING AVG/GAME

Player	Team	Cl	G	Att	Cmp	Int	Pct	Yds	TD	Avg/G
1. Bacher, C.J.	NU	JR	8	355	220	16	62.0	2457	14	307.1
2. Painter, Curtis	PUR	SR	8	360	218	7	60.6	2096	11	262.0
3. Weber, Adam	MINN	FR	8	309	176	11	57.0	1939	13	242.4
4. Lewis, Kellen	IND	SO	8	279	170	6	60.9	1842	13	230.2
5. Hoyer, Brian	MSU	JR	8	242	153	4	63.2	1825	11	228.1
6. Donovan, Tyler	WIS	SR	8	215	121	9	56.3	1738	9	217.2
7. Morelli, Anthony	PSU	SR	8	251	142	7	56.6	1620	7	202.5
8. Christensen, Jake	IOWA	SO	8	249	131	3	52.6	1491	9	186.4
9. Boeckman, Todd	OSU	JR	8	185	117	10	63.2	1406	15	175.8
10. Henne, Chad	MICH	SR	6	153	89	3	58.2	965	11	160.8

TOTAL OFFENSE

Player	Team	Cl	G	Rush	Pass	Plays	Total	Yds/G
1. Bacher, C.J.	NU	JR	8	-39	2457	415	2418	302.2
2. Weber, Adam	MINN	FR	8	379	1939	402	2318	289.8
3. Lewis, Kellen	IND	SO	8	284	1842	364	2126	265.8
4. Painter, Curtis	PUR	SR	8	-2	2096	399	2094	261.8
5. Donovan, Tyler	WIS	SR	8	175	1738	293	1913	239.1
6. Hoyer, Brian	MSU	JR	8	-75	1825	273	1750	218.8
7. Williams, Isaiah	ILL	SO	8	558	1074	272	1632	204.0
8. Morelli, Anthony	PSU	SR	8	11	1620	283	1631	203.9
9. Boeckman, Todd	OSU	JR	8	87	1406	224	1493	186.6
10. Christensen, Jake	IOWA	SO	8	-32	1491	322	1459	182.4

RECEPTIONS/GAME

Player	Team	Cl	G	Rec	Yds	TD	Avg/C	Rec/G	Long
1. Thomas, Devin	MSU	JR	8	59	856	5	14.5	7.38	80
2. Hardy, James	IND	JR	8	56	714	9	12.8	7.00	51
3. Manningham, Mario	MICH	JR	8	54	878	10	16.3	6.75	97
4. Bryant, Dorian	PUR	SR	8	54	571	6	10.6	6.75	34
5. Beckum, Travis	WIS	JR	8	53	760	5	14.3	6.62	46
6. Wheelwright, Ernie	MINN	SR	8	53	618	4	11.7	6.62	46
7. Peterman, Eric	NU	JR	8	51	541	3	10.6	6.38	70
8. Keller, Dustin	PUR	SR	8	45	450	1	10.0	5.62	31
9. Orton, Greg	PUR	JR	8	43	420	0	9.8	5.38	44
10. Decker, Eric	MINN	SO	8	40	520	6	13.0	5.00	42

RECEIVE YDS/GAME

Player	Team	Cl	G	Rec	Yds	TD	Avg/C	Yds/G	Long
1. Manningham, Mario	MICH	JR	8	54	878	10	16.3	109.8	97
2. Thomas, Devin	MSU	JR	8	59	856	5	14.5	107.0	80
3. Beckum, Travis	WIS	JR	8	53	760	5	14.3	95.0	46
4. Hardy, James	IND	JR	8	56	714	9	12.8	89.2	51
5. Wheelwright, Ernie	MINN	SR	8	53	618	4	11.7	77.2	46
6. Bryant, Dorian	PUR	SR	8	54	571	6	10.6	71.4	34
7. Peterman, Eric	NU	JR	8	51	541	3	10.6	67.6	70
8. Decker, Eric	MINN	SO	8	40	520	6	13.0	65.0	42
9. Robiskie, Brian	OSU	JR	8	29	501	8	17.3	62.6	52
10. Arrington, Adrian	MICH	SR	8	20	491	3	12.3	61.4	39

ALL PURPOSE

Player	Team	Cl	G	Rush	Rcv	PR	KR	Yds	Avg/G
1. Thomas, Devin	MSU	JR	8	144	856	10	623	1633	204.1
2. Bryant, Dorian	PUR	SR	8	34	571	20	597	1222	152.8
3. Mendenhall, Rashard	ILL	JR	8	1015	164	0	0	1179	147.4
4. Ringer, Javon	MSU	JR	8	947	207	0	0	1154	144.2
5. Wells, Chris	OSU	SO	6	1122	14	0	0	1136	142.0
6. Manningham, Mario	MICH	JR	8	41	878	0	0	919	114.9
7. Kinlaw, Rodney	PSU	SR	8	774	45	0	0	819	102.4
8. Thigpen, Marcus	IND	JR	7	315	111	0	0	274	70.0
9. Gilreath, David	WIS	FR	7	10	157	625	799	99.9	
10. Johnson-Koulianos, D	IOWA	FR	8	13	372	0	400	785	98.1

INTERCEPTIONS

Player	Team	Cl	G	Int	Yds	TD	Int/G	Long
1. Porter, Tracy	IND	SR	8	5	88	0	0.62	36
2. Davis, Vontae	ILL	SO	7	4	0	0	0.57	0
3. Mitchell, Kevin	ILL	SR	8	4	1	0	0.50	1
4. Theret, Kyle	MINN	FR	8	3	72	0	0.38	34
5. Vinson, Terrell	PUR	SR	8	3	28	0	0.38	26
6. Godfrey, Charles	IOWA	SR	8	3	8	0	0.38	4
7. Carter, Shane	WIS	SO	8	3	7	0	0.38	5
8. Steib, Desi	MINN	SR	6	2	11	0	0.33	11
9. Adams, SirDarean	MSU	SR	7	2	75	0	0.29	38
10. Wiley, Otis	MSU	JR	8	2	54	1	0.25	54

PASS EFFICIENCY

Player	Team	Cl	G	Att	Cmp	Int	Pct	Yds	TD	Effc
1. Boeckman, Todd	OSU	JR	8	185	117	10	63.2	1406	15	143.0
2. Hoyer, Brian	MSU	JR	8	242	153	4	63.2	1825	11	138.3
3. Henne, Chad	MICH	SR	6	153	89	3	58.2	965	11	131.0
4. Donovan, Tyler	WIS	SR	8	215	121	9	56.3	1738	9	129.6
5. Lewis, Kellen	IND	SO	8	279	170	6	60.9	1842	13	127.5
6. Williams, Isaiah	ILL	SO	8	166	94	7	56.6	1074	12	126.4
7. Bacher, C.J.	NU	JR	8	355	220	16	62.0	2457	14	124.1
8. Weber, Adam	MINN	FR	8	309	176	11	57.0	1939	13	116.4
9. Painter, Curtis	PUR	SR	8	360	218	7	60.6	2096	11	115.7
10. Morelli, Anthony	PSU	SR	8	251	142	7	56.6	1620	7	114.4

PUNT RETURN AVG

Player	Team	Cl	G	Ret	Yds	TD	Avg	Long
1. Gilreath, David	WIS	FR	7	12	157	0	13.1	56
2. Porter, Tracy	IND	SR	8	14	147	0	10.5	71
3. Mathews, Greg	MICH	SO	8	22	183	0	8.3	29
4. Hartline, Brian	OSU	SO	8	15	113	0	7.5	21
5. Small, Ray	OSU	SO	8	20	143	0	7.2	21
6. Williams, Derrick	PSU	JR	8	14	97	0	6.9	23
7. Peterman, Eric	NU	JR	8	10	66	0	6.6	14
8. Sandeman, Colin	IOWA	FR	7	7	46	0	6.6	16
9. Love, Terry	MSU	SR	8	16	52	0	3.2	16
10. Bryant, Dorian	PUR	SR	8	10	20	0	2.0	11

KICK RETURN AVG

Player	Team	Cl	G	Ret	Yds	TD	Avg	Long
1. Bailey, James	IND	JR	7	14	400	1	28.6	91
2. Thomas, Devin	MSU	JR	8	23	623	0	27.1	70
3. Thigpen, Marcus	IND	JR	7	11	274	0	24.9	53
4. Bryant, Dorian	PUR	SR	8	24	597	1	24.9	98
5. Wallace, A.J.	PSU	SO	8	17	417	1	24.5	97
6. Johnson-Koulianos, D	IOWA	FR	8	17	400	0	23.5	51
7. Gilreath, David	WIS	FR	7	29	625	0	21.6	56
8. Howell, Harold	MINN	FR	6	20	425	0	21.2	51
9. Sherels, Marcus	MINN	SO	7	13	267	0	20.5	35
10. Chaney, Jr., Paul	IOWA	FR	8	9	179	0	19.9	33

PUNTING

Player	Team	Cl	G	Punt	Yds	Avg	Long
1. Kucek, Justin	MINN	JR	8	44	1918	43.6	61
2. Debauche, Ken	WIS	SR	8	40	1718	43.0	58
3. Donahue, Ryan	IOWA	FR	8	62	2632	42.5	82
4. Boone, Jeremy	PSU	SO	8	38	1575	41.4	70
5. Armstrong, Jared	PUR	SR	8	46	1906	41.4	57
6. Demos, Stefan	NU	FR	8	39	1600	41.0	56
7. Trapasso, A.J.	OSU	JR	8	37	1509	40.8	61
8. Mesko, Zoltan	MICH	JR	8	52	2108	40.5	68
9. Hines, Michael	IND	SR	8	39	1551	39.8	60
10. Bates, Aaron	MSU	FR	8	43	1700	39.5	67

SCORING

Player	Team	Cl	G	TD	XPT	FG	2XP	Pts	Pts/G
1. Caulrick, Jehu	MSU	SR	8	15	0	0	0	90	11.2
2. Kelly, Kevin	PSU	JR	8	1	21	15	0	72	9.0
3. Wells, Chris	OSU	SO	6	11	0	0	0	66	8.2
4. Reda, Jason	ILL	SR	8	0	26	13	0	65	8.1
5. Mehlfaff, Taylor	WIS	SR	8	0	23	14	0	65	8.1
6. Swenson, Brett	MSU	SO	8	0	35	9	0	62	7.8
7. Manningham, Mario	MICH	JR	8	10	0	0	0	60	7.5
8. Mendenhall, Rashard	ILL	JR	8	10	0	0	0	60	7.5
9. Pretorius, Ryan	OSU	JR	8	0	29	10	0	59	7.4
10. Starr, Austin	IND	JR	8	0	25	11	0	58	7.2

SCORING (TDs)

Player	Team	Cl	G	TD	Rush	Pass	Ret	PAT	Pts	Pts/G
1. Caulrick, Jehu	MSU	SR	8	15	15	0	0	0	90	11.2
2. Wells, Chris	OSU	SO	6	11	0	0	0	0	66	8.2
3. Manningham, Mario	MICH	JR	8	10	0	10	0	0	60	7.5
4. Mendenhall, Rashard	ILL	JR	8	10	8	2	0	0	60	7.5
5. Hardy, James	IND	JR	8	9	0	9	0	0	54	6.8
6. Robiskie, Brian	OSU	JR	8	8	0	8	0	0	48	6.0
7. Hill, PJ	WIS	SO	6	6	0	0	0	0	36	6.0
8. Bryant, Dorian	PUR	SR	8	7	0	6	1	0	42	5.2
9. Sheets, Kory	PUR	SR	8	7	5					

2007 TEAM STATS - CONFERENCE GAMES

SCORING OFFENSE	G	TD	XP	2XP	DXP	FG	Saf	Pts	Avg
1. Ohio State	8	36	35	0	0	9	0	278	34.8
2. Michigan State	8	31	29	0	0	10	0	245	30.6
3. Illinois	8	26	26	0	0	13	0	221	27.6
4. Wisconsin	8	25	23	0	0	14	0	215	26.9
5. Purdue	8	27	27	0	0	8	0	213	26.6
6. Indiana	8	25	25	0	0	11	0	208	26.0
7. Northwestern	8	27	25	1	0	6	0	207	25.9
8. Penn State	8	23	21	0	0	15	0	204	25.5
9. Michigan	8	26	26	0	0	7	0	203	25.4
10. Minnesota	8	24	21	0	0	6	0	183	22.9
11. Iowa	8	17	16	0	0	7	0	139	17.4

SCORING DEFENSE	G	TD	XP	2XP	DXP	FG	Saf	Pts	Avg
1. Ohio State	8	13	13	0	0	4	0	103	12.9
2. Michigan	8	16	16	0	0	12	0	148	18.5
3. Illinois	8	19	17	1	0	8	0	157	19.6
4. Penn State	8	21	21	0	0	10	0	177	22.1
5. Iowa	8	21	20	0	0	10	0	179	22.4
6. Wisconsin	8	26	26	0	0	10	0	212	26.5
7. Purdue	8	26	25	0	0	15	0	226	28.2
8. Indiana	8	31	27	0	0	10	0	243	30.4
9. Michigan State	8	33	32	0	0	10	0	260	32.5
10. Minnesota	8	38	37	0	0	13	0	304	38.0
11. Northwestern	8	43	40	0	0	3	0	307	38.4

PASS OFFENSE	G	Att	Cmp	Int	Pct	Yds	Avg	TD	Yds/G
1. Northwestern	8	360	222	16	61.7	2485	6.9	15	310.6
2. Purdue	8	380	230	7	60.5	2236	5.9	12	279.5
3. Minnesota	8	313	179	11	57.2	1973	6.3	13	246.6
4. Michigan State	8	246	154	4	62.6	1848	7.5	11	231.0
5. Indiana	8	281	170	7	60.5	1842	6.6	13	230.2
6. Wisconsin	8	225	124	9	55.1	1797	8.0	9	224.6
7. Michigan	8	263	138	7	52.5	1741	6.6	16	217.6
8. Penn State	8	261	146	7	55.9	1633	6.3	7	204.1
9. Iowa	8	249	131	3	52.6	1491	6.0	9	186.4
10. Ohio State	8	191	120	10	62.8	1432	7.5	15	179.0
11. Illinois	8	186	103	8	55.4	1127	6.3	12	146.5

PASS DEFENSE	G	Att	Cmp	Int	Pct	Yds	Avg	TD	Yds/G
1. Ohio State	8	276	145	6	52.5	1355	4.9	8	169.4
2. Michigan	8	252	134	8	53.2	1382	5.5	4	172.8
3. Wisconsin	8	289	136	7	47.1	1733	6.7	13	216.6
4. Purdue	8	288	166	9	57.6	1783	6.2	10	222.9
5. Penn State	8	264	153	8	58.0	1786	6.8	12	223.2
6. Indiana	8	269	170	11	63.2	1787	6.6	12	223.4
7. Northwestern	8	252	157	5	62.3	1905	7.6	19	238.1
8. Michigan State	8	246	151	6	61.4	1927	7.7	17	240.9
9. Iowa	8	290	167	10	57.6	1833	6.7	10	241.6
10. Minnesota	8	254	163	5	64.2	1989	7.8	15	248.5
11. Illinois	8	304	175	14	57.6	2071	6.8	12	258.9

KICKOFF RETURNS	G	Ret	Yds	TD	Avg
1. Indiana	8	32	781	1	24.4
2. Michigan State	8	35	810	1	23.1
3. Purdue	8	36	832	2	23.1
4. Northwestern	8	43	956	1	22.2
5. Iowa	8	40	644	0	21.5
6. Minnesota	8	39	802	0	20.6
7. Penn State	8	31	633	1	20.4
8. Illinois	8	23	458	1	19.9
9. Wisconsin	8	37	708	0	19.1
10. Michigan	8	26	463	0	17.8
11. Ohio State	8	20	325	0	16.2

PUNTING	G	No.	Yds	Avg	Ret	Yds	Avg	Net/P
1. Iowa	8	63	2650	42.1	14	66	10.1	41.0
2. Penn State	8	39	1610	41.3	10	28	0.7	40.6
3. Wisconsin	8	40	1718	43.0	23	148	3.7	39.2
4. Ohio State	8	37	1509	40.8	14	65	1.8	39.0
5. Michigan	8	53	2150	40.6	19	103	1.9	38.6
6. Purdue	8	46	1906	41.4	21	141	3.1	38.4
7. Northwestern	8	40	1600	40.0	15	86	2.4	37.6
8. Minnesota	8	44	1918	43.6	20	302	6.9	36.7
9. Michigan State	8	44	1700	38.6	13	98	2.2	36.4
10. Illinois	8	36	1343	37.3	11	73	2.0	35.3
11. Indiana	8	41	1551	37.8	19	111	2.7	35.1

TURNOVER MARGIN	G	Fum	Int	TD	Mar	Per/G			
1. Iowa	8	6	10	16	4	3	+9	1.12	
2. Illinois	8	6	14	20	5	8	+13	+7	0.88
3. Purdue	8	9	9	18	6	7	+13	+5	0.62
4. Michigan	8	9	8	17	6	7	+13	+4	0.50
5. Michigan State	8	4	6	10	4	4	+8	+2	0.25
6. Penn State	8	8	8	16	8	7	+15	+1	0.12
7. Ohio State	8	5	6	11	3	10	+13	-2	-0.25
8. Wisconsin	8	7	7	13	7	9	+16	-1	-0.38
9. Indiana	8	6	11	17	15	7	+22	-5	-0.62
10. Minnesota	8	5	5	10	5	11	+16	-6	-0.75
11. Northwestern	8	4	5	9	5	16	+21	-12	-1.50

RUSHING OFFENSE	G	Att	Yds	Avg	TD	Yds/G
1. Illinois	8	369	2096	5.7	13	262.0
2. Ohio State	8	360	1671	4.6	14	208.9
3. Michigan State	8	352	1601	4.5	21	200.1
4. Penn State	8	313	1456	4.7	15	182.0
5. Wisconsin	8	358	1442	4.0	16	180.2
6. Minnesota	8	274	1129	4.1	10	141.1
7. Michigan	8	311	1059	3.4	10	132.4
8. Indiana	8	258	983	3.8	10	122.9
9. Iowa	8	285	884	3.1	8	110.5
10. Purdue	8	235	869	3.7	12	108.6
11. Northwestern	8	255	777	3.0	10	97.1

RUSHING DEFENSE	G	Rushes	Yds	Avg	TD	Yds/G
1. Ohio State	8	242	534	2.2	1	66.8
2. Illinois	8	280	990	3.5	7	123.8
3. Penn State	8	296	998	3.4	6	124.8
4. Iowa	8	329	1154	3.5	11	144.2
5. Michigan	8	309	1189	3.8	11	148.6
6. Michigan State	8	285	1226	4.3	15	153.2
7. Wisconsin	8	281	1362	4.8	13	170.2
8. Purdue	8	319	1388	4.4	15	173.5
9. Northwestern	8	320	1542	4.8	22	192.8
10. Indiana	8	368	1602	4.4	17	200.2
11. Minnesota	8	337	1982	5.9	21	247.8

TOTAL OFFENSE	G	Rush	Pass	Plays	Yds	Avg/P	TD	Yds/G
1. Michigan State	8	1601	1848	598	3449	5.8	32	431.1
2. Illinois	8	2096	1172	555	3269	5.9	25	408.5
3. Northwestern	8	777	2485	615	3262	5.3	25	407.8
4. Wisconsin	8	1442	1797	583	3239	5.6	25	404.9
5. Purdue	8	869	2236	615	3105	5.0	24	388.1
6. Ohio State	8	1671	1432	551	3103	5.6	29	387.9
7. Minnesota	8	1129	1973	587	3102	5.3	23	387.8
8. Penn State	8	1456	1633	574	3088	5.4	22	386.1
9. Indiana	8	983	1842	539	2825	5.2	23	353.1
10. Michigan	8	1059	1741	574	2800	4.9	26	350.0
11. Iowa	8	884	1491	534	2375	4.4	17	296.9

TOTAL DEFENSE	G	Rush	Pass	Plays	Yds	Avg	TD	Yds/G
1. Ohio State	8	534	1355	518	1889	3.6	9	236.1
2. Michigan	8	1189	1382	561	2571	4.6	15	321.4
3. Penn State	8	998	1736	564	2784	5.0	18	348.0
4. Illinois	8	990	2071	584	3061	5.2	19	382.6
5. Iowa	8	1154	1933	619	3087	5.0	21	385.9
6. Wisconsin	8	1362	1733	541	3095	5.7	26	386.9
7. Michigan State	8	1226	1927	535	3153	5.9	32	394.1
8. Purdue	8	1388	1783	607	3171	5.2	25	396.4
9. Indiana	8	1602	1787	637	3389	5.3	29	423.6
10. Northwestern	8	1542	1905	578	3447	6.0	31	430.9
11. Minnesota	8	1982	1988	591	3970	6.7	36	496.2

PUNT RETURNS	G	Ret	Yds	TD	Avg
1. Wisconsin	8	15	169	0	11.3
2. Indiana	8	14	147	0	10.5
3. Michigan	8	23	184	0	8.0
4. Ohio State	8	36	264	0	7.3
5. Northwestern	8	18	108	0	7.2
6. Iowa	8	12	85	0	7.1
7. Penn State	8	14	97	0	6.9
8. Minnesota	8	9	41	0	4.6
9. Illinois	8	11	47	0	4.3
10. Michigan State	8	18	62	0	3.4
11. Purdue	8	12	27	0	2.2

PASS EFFICIENCY	G	Att	Cmp	Pct	Int	Yds	TD	Eff
1. Ohio State	8	191	120	62.8	10	1432	15	141.3
2. Michigan State	8	246	154	62.6	4	1848	11	137.2
3. Wisconsin	8	225	124	55.1	9	1797	9	127.4
4. Indiana	8	281	170	60.5	7	1842	13	125.8
5. Northwestern	8	360	222	61.7	16	2485	15	124.5
6. Michigan	8	263	138	52.5	7	1741	16	122.8
7. Illinois	8	186	103	55.4	8	1172	12	121.0
8. Minnesota	8	313	179	57.2	11	1973	13	116.8
9. Purdue	8	380	230	60.5	7	2236	12	116.7
10. Iowa	8	249	131	52.6	3	1491	9	112.4
11. Penn State	8	261	146	55.9	7	1633	7	112.0

PASS DEF EFFICIENCY	G	Att	Cmp	Int	Pct	Yds	TD	Eff
1. Michigan	8	252	134	8	53.2	1382	4	98.1
2. Ohio State	8	276	145	6	52.5	1355	8	99.0
3. Purdue	8	288	166	9	57.6	1783	10	114.9
4. Iowa	8	290	167	10	57.6	1933	10	118.1
5. Illinois	8	304	175	14	57.6	2071	12	118.6
6. Wisconsin	8	260	136	7	52.3	1733	13	119.4
7. Penn State	8							

INDIVIDUAL RECORDS – ALL GAMES

TOTAL OFFENSE

Plays

Game	Player	Team	Date
84	Drew Brees	PUR at WIS (1 run, 83 pass)	10/10/1998
83	Kyle Orton	PUR vs. Washington St. (9 run, 74 pass)	12/31/2001
82	Drew Brees	PUR vs. WIS (18 run, 64 pass)	11/6/1999
78	Brett Basanez	NU vs. UCLA (8 run, 70 pass)	12/30/2005
76	Dave Wilson	ILL at OSU (7 run, 69 pass)	11/8/1980
	Sandy Schwab	NU vs. MICH (5 run, 71 pass)	10/23/1982
75	Mike Hohensee	MINN vs. OSU (8 run, 67 pass)	11/7/1981
74	Tim Schade	MINN at PSU (8 run, 66 pass)	9/4/1993
	Kyle Orton	PUR at WIS (19 run, 55 pass)	10/18/2003
72	Jack Trudeau	ILL at PUR (6 run, 66 pass)	10/12/1985

Season

638	Drew Brees	PUR	1998
633	Drew Brees	PUR	1999
622	Curtis Painter	PUR	2007
610	Brett Basanez	NU	2005
607	Drew Brees	PUR	2000
	C.J. Bachér	NU	2007
606	Curtis Painter	PUR	2006
595	Adam Weber	MINN	2007
589	Kellen Lewis	IND	2007
579	Zak Kustok	NU	2001

Career

1,975	Brett Basanez	NU	2002–05
1,931	Drew Brees	PUR	1997–00
1,917	Antwaan Randle El	IND	1998–01
1,614	Len Williams	NU	1990–93
1,607	Kyle Orton	PUR	2001–04
1,567	Chad Henne	MICH	2004–07
1,514	John Navarre	MICH	2000–03
1,464	Art Schlichter	OSU	1978–81
1,460	Mark Herrmann	PUR	1977–80
	Kurt Kittner	ILL	1998–01

Yards Gained

Game	Player	Team	Date
585	Dave Wilson	ILL at OSU (-36 run, 621 pass)	11/8/1980
548	Brett Basanez	NU at Texas Christian (35 run, 513 pass)	9/2/2004
540	Curtis Painter	PUR vs. Central Mich. (-6 run, 546 pass)	12/26/2007
536	Tim Schade	MINN at PSU (58 run, 478 pass)	9/4/1993
532	Zak Kustok	NU vs. Bowling Green (111 run, 421 pass)	11/17/2001
530	Kyle Orton	PUR vs. IND (8 run, 522 pass)	11/20/2004
525	C.J. Bachér	NU at MSU (5 run, 520 pass)	10/6/2007
524	Drew Brees	PUR vs. MINN (2 run, 522 pass)	10/3/1998
516	Chuck Hartlieb	IOWA at IND (-42 run, 558 pass)	10/29/1988
506	Brett Basanez	NU at PUR (43 run, 463 pass)	10/15/2005

Season

4,189	Drew Brees	PUR	2000
4,176	Drew Brees	PUR	1998
4,092	Curtis Painter	PUR	2006
4,086	Drew Brees	PUR	1999
4,045	Brett Basanez	NU	2005
3,826	Curtis Painter	PUR	2007
3,779	Kellen Lewis	IND	2007
3,687	C.J. Bachér	NU	2007
3,672	Tony Eason	ILL	1982
3,589	Jim Everett	PUR	1985

Career

12,692	Drew Brees	PUR	1997–00
11,576	Brett Basanez	NU	2002–05
11,364	Antwaan Randle El	IND	1998–01
10,254	Chuck Long	IOWA	1981–85
9,653	Kyle Orton	PUR	2001–04
9,300	Chad Henne	MICH	2004–07
9,134	Mark Herrmann	PUR	1977–80
9,101	Curtis Painter	PUR	2005–present
8,995	John Navarre	MICH	2000–03
8,880	Kurt Kittner	ILL	1998–01

ALL-PURPOSE

Plays

Game (as of 1930)	Player	Team	Date
57	Kent Kitzmann	MINN vs. ILL (266 yds.)	11/12/1977
	Lorenzo White	MSU vs. IND (303 yds.)	11/4/1987
54	Anthony Thompson	IND at WIS (416 yds.)	11/11/1989
	Sean Glover	IND at IOWA (233 yds.)	10/14/1995
53	Lorenzo White	MSU at PUR (244 yds.)	10/26/1985
	Chris Perry	MICH at MSU (236 yds.)	11/1/2003
51	Ricky Edwards	NU at IND (276 yds.)	9/24/1983
	Ron Dayne	WIS vs. MINN (304 yds.)	11/9/1996
	Michael Bennett	WIS vs. NU (320 yds.)	9/23/2000
49	Anthony Thompson	IND vs. IOWA (186 yds.)	10/29/1988
	Lorenzo White	MSU vs. MINN (172 yds.)	11/2/1985
	Robert Holcombe	ILL vs. E. Carolina (130 yds.)	9/23/1995

Season

425	Lorenzo White	MSU	1985
417	Darnell Autry	NU	1995
411	Anthony Thompson	IND	1989
404	Vaughn Dunbar	IND	1991
401	Brian Calhoun	WIS	2005
386	Keith Byars	OSU	1984
	Anthony Thompson	IND	1988
383	Chris Perry	MICH	2003
375	Eddie George	OSU	1995
369	Lorenzo White	MSU	1987

Career

1,282	Anthony Thompson	IND	1986–89
1,251	Ron Dayne	WIS	1996–99
1,130	Lorenzo White	MSU	1984–87
1,082	Mike Hart	MICH	2004–07
1,043	Anthony Thomas	MICH	1997–2000
1,022	Damien Anderson	NU	1998–2001
1,009	Robert Holcombe	ILL	1994–97
990	Darrell Thompson	MINN	1986–89
982	Archie Griffin	OSU	1972–75
960	Jamie Morris	MICH	1984–87

Yards Gained

Game	Player	Team	Date
416	Anthony Thompson	IND at WIS	11/11/1989
402	Red Grange	ILL vs. MICH	10/18/1924
397	Eric Allen	MSU at PUR	10/30/1971
387	Ron Johnson	MICH vs. WIS	11/16/1968
383	Bennie McRae	MICH vs. PUR	10/21/1961
367	Thomas Lewis	IND at PSU	11/6/1993
354	Keith Byars	OSU at PUR	10/6/1984
349	Tutu Atwell	MINN vs. Iowa State	9/13/1997
347	Ron Dayne	WIS at Hawaii	11/30/1996
346	Ron Johnson	MICH vs. Navy	10/7/1967
	Eddie George	OSU vs. ILL	11/11/1995

Season

2,655	Larry Johnson	PSU	2002
2,590	Devin Thomas	MSU	2007
2,441	Keith Byars	OSU	1984
2,388	Anthony Thompson	IND	1989
2,344	Eddie George	OSU	1995
2,330	Vaughn Dunbar	IND	1991
2,242	Ron Dayne	WIS	1996
2,207	Brian Calhoun	WIS	2005
2,201	Levron Williams	IND	2001
2,195	Damien Anderson	NU	2000

Career

7,429	Ron Dayne	WIS	1996–99
6,559	Archie Griffin	OSU	1972–75
6,466	Anthony Thompson	IND	1986–89
6,219	Dorien Bryant	PUR	2004–07
6,201	Jamie Morris	MICH	1984–87
6,000	Anthony Thomas	MICH	1997–2000
5,852	Brandon Williams	WIS	2002–05
5,799	Anthony Carter	MICH	1979–82
5,624	Mike Hart	MICH	2004–07
5,609	Steve Breaston	MICH	2003–06

RUSHING

Attempts

Game	Player	Team	Date
57	Kent Kitzmann	MINN at ILL (266 yds.)	11/12/1977
56	Lorenzo White	MSU vs. IND (292 yds.)	11/4/1987
53	Lorenzo White	MSU at PUR (244 yds.)	10/26/1985
52	Anthony Thompson	IND at WIS (377 yds.)	11/11/1989
51	Chris Perry	MICH at MSU (219 yds.)	11/1/2003
50	Ron Dayne	WIS vs. MINN (247 yds.)	11/9/1996
49	Lorenzo White	MSU vs. MINN (172 yds.)	11/2/1985
	Robert Holcombe	ILL vs. E. Carolina (130 yds.)	9/23/1995
48	Mike Adamle	NU vs. MINN (192 yds.)	11/7/1970
	Sean Glover	IND vs. IOWA (199 yds.)	10/14/1995
	Michael Bennett	WIS vs. NU (293 yds.)	9/23/2000

Season

419	Lorenzo White	MSU (2,066 yds.)	1985
387	Darnell Autry	NU (1,785 yds.)	1995
364	Vaughn Dunbar	IND (1,805 yds.)	1991
358	Anthony Thompson	IND (1,793 yds.)	1989
357	Lorenzo White	MSU (1,572 yds.)	1987
355	Anthony Thompson	IND (1,686 yds.)	1988
348	Brian Calhoun	WIS (1,636 yds.)	2005
338	Chris Perry	MICH (1,674 yds.)	2003
337	Ron Dayne	WIS (2,034 yds.)	1999
336	Keith Byars	OSU (1,764 yds.)	1984

Career

1,220	Ron Dayne	WIS (7,125 yds.)	1996–99
1,161	Anthony Thompson	IND (5,299 yds.)	1986–89
1,082	Lorenzo White	MSU (4,887 yds.)	1984–87
1,015	Mike Hart	MICH (5,040 yds.)	2004–07
953	Damien Anderson	NU (4,485 yds.)	1998–01
943	Robert Holcombe	ILL (4,105 yds.)	1994–97
936	Darrell Thompson	MINN (4,654 yds.)	1986–89
924	Archie Griffin	OSU (5,589 yds.)	1972–75
	Anthony Thomas	MICH (4,472 yds.)	1997–00
908	Anthony Davis	WIS (4,676 yds.)	2001–04

Yards Gained

Game	Player	Team	Date
377	Anthony Thompson	IND at WIS (52 att.)	11/11/1989
350	Eric Allen	MSU at PUR (29 att.)	10/30/1971
347	Ron Johnson	MICH vs. WIS (31 att.)	11/16/1968
339	Ron Dayne	WIS at Hawaii (36 att.)	11/30/1996
327	Larry Johnson	PSU at IND (28 att.)	11/16/2002
316	Mike Adamle	NU vs. WIS (40 att.)	10/18/1969
315	Robert Holcombe	ILL at MINN (43 att.)	11/16/1996
314	Eddie George	OSU vs. ILL (36 att.)	11/11/1995
	Tavian Banks	IOWA vs. Tulsa (29 att.)	9/13/1997
313	Tshimanga Biakabutuka	MICH vs. OSU (37 att.)	11/25/1995

Season

2,109	Ron Dayne	WIS (325 att.)	1996
2,087	Larry Johnson	PSU (271 att.)	2002
2,066	Lorenzo White	MSU (419 att.)	1985
2,063	Damien Anderson	NU (311 att.)	2000
2,034	Ron Dayne	WIS (337 att.)	1999
1,927	Eddie George	OSU (328 att.)	1995
1,818	Tshimanga Biakabutuka	MICH (303 att.)	1995
1,805	Vaughn Dunbar	IND (364 att.)	1991
1,793	Anthony Thompson	IND (358 att.)	1989
1,785	Darnell Autry	NU (387 att.)	1995

Career

7,125	Ron Dayne	WIS (1,220 att.)	1996–99
5,589	Archie Griffin	OSU (924 att.)	1972–75
5,299	Anthony Thompson	IND (1,161 att.)	1986–89
5,040	Mike Hart	MICH (1,015 att.)	2004–07
4,887	Lorenzo White	MSU (1,082 att.)	1984–87
4,676	Anthony Davis	WIS (908 att.)	2001–04
4,654	Darrell Thompson	MINN (936 att.)	1986–89
4,485	Damien Anderson	NU (953 att.)	1998–01
4,472	Anthony Thomas	MICH (924 att.)	1997–00
4,393	Jamie Morris	MICH (809 att.)	1984–87

INDIVIDUAL RECORDS - ALL GAMES

Longest Rushing Plays (in yards)

98	Mickey Erehart, IND at IOWA	11/9/1912
	Darrell Thompson, MINN vs. MICH	11/7/1987
96	Eddie Vincent, IOWA vs. PUR	11/6/1954
95	Bill Swingle, NU vs. Boston College	9/30/1961
94	Mike Pruitt, PUR at IOWA	11/2/1974
93	Buddy Young, ILL at Great Lakes	9/20/1944
	Laurence Maroney, MINN vs. WIS	10/15/2005
92	Royce Mix, IOWA vs. ILL	11/25/1972
	Butch Woolfolk, MICH vs. WIS	11/3/1979
91	Tiny Lewis, NU vs. S. Dakota	10/1/1927
	Larry Ferguson, IOWA vs. OSU	11/12/1960
	Tom Brigham, WIS vs. Western Mich.	9/2/1963
	Tony Boles, MICH vs. IND	10/28/1989

Rushing Touchdowns

Game		
8	Howard Griffith, ILL vs. Southern Illinois	9/22/1990
6	Blake Ezor, MSU vs. NU	11/18/1989
	Levron Williams, IND at WIS	10/6/2001
5	Ron Johnson, MICH vs. WIS	11/16/1968
	Mike Northington, PUR at IOWA	11/3/1973
	Billy Marek, WIS vs. MINN	11/23/1974
	Pete Johnson, OSU vs. North Carolina	9/27/1975
	Keith Byars, OSU vs. ILL	10/13/1984
	Anthony Thompson, IND vs. NU	10/7/1989
	Ki-Jana Carter, PSU vs. MSU	11/26/1994
	Anthony Davis, WIS vs. MINN	11/23/2002
	Brian Calhoun, WIS vs. Bowling Green	9/3/2005
	Brian Calhoun, WIS at ILL	10/29/2005

Season

26	Anthony Thompson, IND	1988
	Ki-Jana Carter, PSU	1994
25	Pete Johnson, OSU	1975
24	Anthony Thompson, IND	1989
	Eddie George, OSU	1995
23	Damien Anderson, NU	2000
22	Keith Byars, OSU	1984
	Brian Calhoun, WIS	2005
21	Ron Dayne, WIS	1996
	Jehuu Caulcrick, MSU	2007

Career

71	Ron Dayne, WIS	1996-99
68	Anthony Thompson, IND	1986-89
56	Pete Johnson, OSU	1973-76
55	Anthony Thomas, MICH	1997-00
47	Tyrone Wheatley, MICH	1991-94
46	Keith Byars, OSU	1982-85
44	Billy Marek, WIS	1972-75
	Eddie George, OSU	1992-95
43	Lorenzo White, MSU	1984-87
42	Anthony Davis, WIS	2001-04

PASSING

Attempts

Game		
83	Drew Brees, PUR at WIS (55 comp.)	10/10/1998
74	Kyle Orton, PUR vs. Washington State (38 comp.)	12/31/2001
71	Sandy Schwab, NU vs. MICH (45 comp.)	10/23/1982
70	Brett Basanez, NU vs. UCLA (38 comp.)	12/30/2005
69	Dave Wilson, ILL at OSU (43 comp.)	11/6/1980
67	Mike Hohensee, MINN at OSU (37 comp.)	9/26/1981
66	Jack Trudeau, ILL at PUR (39 comp.)	10/12/1985
	Tim Schade, MINN at PSU (34 comp.)	9/4/1993
65	Drew Brees, PUR vs. OSU (39 comp.)	10/28/2000
64	Drew Brees, PUR vs. WIS (36 comp.)	11/6/1999

Season

569	Drew Brees, PUR (361 comp.)	1998
	Curtis Painter, PUR (356 comp.)	2007
554	Drew Brees, PUR (337 comp.)	1999
530	Curtis Painter, PUR (315 comp.)	2006
521	C.J. Bachér, NU (318 comp.)	2007
512	Drew Brees, PUR (309 comp.)	2000
505	Tony Eason, ILL (313 comp.)	1982
501	Jack Trudeau, ILL (322 comp.)	1985
497	Brett Basanez, NU (314 comp.)	2005
488	Jeff Smoker, MSU (302 comp.)	2003

Career

1,678	Drew Brees, PUR (1,026 comp.)	1997-00
1,584	Brett Basanez, NU (913 comp.)	2002-05
1,387	Chad Henne, MICH (828 comp.)	2004-07
1,366	John Navarre, MICH (765 comp.)	2000-03
1,336	Kyle Orton, PUR (786 comp.)	2001-04
1,309	Mark Herrmann, PUR (772 comp.)	1977-80
1,269	Curtis Painter, PUR (760 comp.)	2005-present
1,264	Kurt Kittner, ILL (682 comp.)	1998-01
1,245	Jack Trudeau, ILL (797 comp.)	1981-85
1,203	Chuck Long, IOWA (782 comp.)	1981-85

Completions

Game		
55	Drew Brees, PUR at WIS (83 att.)	10/10/1998
45	Sandy Schwab, NU vs. MICH (71 att.)	10/23/1982
44	Chuck Hartlieb, IOWA at IND (60 att.)	10/29/1988
43	Dave Wilson, ILL at OSU (69 att.)	11/6/1980
41	C.J. Bachér, NU vs. MINN (58 att.)	10/13/2007
40	Drew Brees, PUR vs. MSU (57 att.)	10/10/1999
39	Jack Trudeau, ILL at PUR (66 att.)	10/12/1985
	Drew Brees, PUR at PSU (58 att.)	10/17/1998
	Drew Brees, PUR vs. OSU (65 att.)	10/28/2000
	Brett Basanez, NU at Texas Christian (62 att.)	9/2/2004

Season

361	Drew Brees, PUR (569 att.)	1998
356	Curtis Painter, PUR (569 att.)	2007
337	Drew Brees, PUR (554 att.)	1999
322	Jack Trudeau, ILL (501 att.)	1985
318	C.J. Bachér, NU (521 att.)	2007
315	Curtis Painter, PUR (530 att.)	2006
314	Brett Basanez, NU (497 att.)	2005
313	Tony Eason, ILL (505 att.)	1982
309	Drew Brees, PUR (512 att.)	2000
302	Jeff Smoker, MSU (488 att.)	2003

Career

1,026	Drew Brees, PUR (1,678 att.)	1997-00
913	Brett Basanez, NU (1,584 att.)	2002-05
828	Chad Henne, MICH (1,387 att.)	2004-07
797	Jack Trudeau, ILL (1,245 att.)	1981-85
786	Kyle Orton, PUR (1,336 att.)	2001-04
782	Chuck Long, IOWA (1,203 att.)	1981-85
772	Mark Herrmann, PUR (1,309 att.)	1977-80
765	John Navarre, MICH (1,366 att.)	2000-03
760	Curtis Painter, PUR (1,269 att.)	2005-present
685	Jeff Smoker, MSU (1,150 att.)	2000-03

Yards Gained

Game		
621	Dave Wilson, ILL at OSU (43-69)	11/8/1980
558	Chuck Hartlieb, IOWA at IND (44-60)	10/29/1988
546	Curtis Painter, PUR vs. Central Mich. (35-54)	12/26/2007
522	Drew Brees, PUR vs. MINN (31-36)	10/3/1998
	Kyle Orton, PUR vs. IND (33-54)	11/20/2004
520	C.J. Bachér, NU at MSU (38-48)	10/6/2007
516	Scott Campbell, PUR vs. OSU (31-52)	10/31/1981
513	Brett Basanez, NU at Texas Christian (39-62)	9/2/2004
509	Drew Brees, PUR vs. MSU (40-57)	10/16/1999
497	Jim Everett, PUR at OSU (35-55)	10/19/1985

Season

3,985	Curtis Painter, PUR (315-530)	2006
3,983	Drew Brees, PUR (361-569)	1998
3,909	Drew Brees, PUR (337-554)	1999
3,846	Curtis Painter, PUR (356-569)	2007
3,671	Tony Eason, ILL (313-505)	1982
3,668	Drew Brees, PUR (309-512)	2000
3,656	C.J. Bachér, NU (318-521)	2007
3,651	Jim Everett, PUR (285-450)	1985
3,622	Brett Basanez, NU (314-497)	2005
3,395	Jeff Smoker, MSU (302-488)	2003

Career

11,792	Drew Brees, PUR (1026-1,678)	1997-00
10,580	Brett Basanez, NU (913-1,584)	2002-05
10,461	Chuck Long, IOWA (782-1,203)	1981-85
9,946	Mark Herrmann, PUR (772-1,309)	1977-80
9,715	Chad Henne, MICH (828-1,387)	2004-07
9,337	Kyle Orton, PUR (786-1,336)	2001-04
9,254	John Navarre, MICH (765-1,366)	2000-03
8,932	Jeff Smoker, MSU (685-1,150)	2000-03
8,763	Curtis Painter, PUR (760-1,269)	2005-present
8,725	Jack Trudeau, ILL (797-1,245)	1981-'83-85

Completion Percentage

Game (minimum 10 completions)		
1.000	Brad Banks, IOWA vs. NU (10-10)	11/9/2002
.944	Darrell Bevell, WIS vs. NU (17-18)	10/9/1993
.923	Jim Harbaugh, MICH vs. PUR (12-13)	11/9/1985
	Mike Samuel, WIS vs. San Diego State (12-13)	9/20/1997
.917	Dave Yarema, MSU vs. NU (11-12)	11/6/1982
	Dan Enos, MSU at MINN (11-12)	11/10/1990
.909	William Mrukowski, OSU vs. UCLA (10-11)	10/7/1961
	Elvis Grbac, MICH vs. Notre Dame (20-22)	9/14/1991
	Kyle McCann, IOWA vs. MINN (10-11)	11/17/2001
.900	Darrell Bevell, WIS vs. SMU (18-20)	9/23/1995

Season (minimum 100 completions)

.678	Darrell Bevell, WIS (187-276)	1993
.673	Dave Yarema, MSU (200-297)	1986
.671	Chuck Long, IOWA (216-322)	1984
.670	Chuck Long, IOWA (260-338)	1985
.667	Drew Stanton, MSU (236-354)	2005
	Kerry Collins, PSU (176-264)	1994
.663	Kyle McCann, IOWA (167-252)	2001
.658	Mark Herrmann, PUR (242-368)	1980
.654	Matt Rodgers, IOWA (185-283)	1991
.653	Jack Trudeau, ILL (247-378)	1984
	Jason Verduzco, ILL (184-282)	1992
	Troy Smith, OSU (203-311)	2006

Career (minimum 300 completions)

.650	Chuck Long, IOWA (782-1,203)	1981-85
.643	Todd Collins, MICH (457-711)	1991-94
.642	Drew Stanton, MSU (543-846)	2003-06
.640	Jack Trudeau, ILL (797-1,245)	1981-85
.638	Chuck Hartlieb, IOWA (512-802)	1986-88
.629	Jim Miller, MSU (467-746)	1990-93
.627	Troy Smith, OSU (420-670)	2003-06
.626	Jason Verduzco, ILL (678-1,083)	1989-92
.625	Elvis Grbac, MICH (522-835)	1989-92
.624	Jim Harbaugh, MICH (378-620)	1983-86

INDIVIDUAL RECORDS – ALL GAMES

Longest Passing Plays (in yards)

99	John Paci to Thomas Lewis, IND at PSU	11/6/1993
	Drew Brees to Vinny Sutherland, PUR vs. NU	9/25/1999
	Jim Sorgi to Lee Evans, WIS vs. Akron	9/6/2003
97	Kyle Orton to Taylor Stubblefield, PUR at Notre Dame	10/2/2004
	Ryan Mallett to Mario Manningham, MICH at WIS	11/10/2007
96	Asad Abdul-Khaliq to Jared Elerson, MINN at NU	10/4/2003
95	Len Dawson to Erich Barnes, PUR vs. NU	11/12/1955
	Chuck Hartlieb to Quinn Early, IOWA at NU	11/7/1987
	Brad Banks to Dallas Clark, IOWA vs. PUR	10/5/2002
94	Mitch Anderson to Jim Lash, NU at MSU	11/25/1972
	Marquel Fleetwood to John Lewis, MINN at MICH	10/24/1992

Passing Efficiency

Game (minimum 10 completions)

403.4	Tim Clifford, IND at Colorado	9/26/1980
380.9	Tom O'Connell, ILL vs. Washington	10/11/1952
364.8	Brad Banks, IOWA vs. NU	11/9/2002
339.5	John Borton, OSU vs. Washington State	10/18/1952
326.6	Tony Curcillo, OSU vs. IOWA	10/27/1951
311.8	Asad Abdul-Khaliq, MINN at NU	10/4/2003
306.1	Bryan Cupito, MINN vs. Toledo	9/4/2004
302.3	Kyle McCann, IOWA vs. MINN	11/17/2001
301.0	Kerry Collins, PSU vs. Rutgers	9/24/1994
	Matt Sherman, IOWA vs. N. Mexico St.	9/30/1995

Season (minimum 100 completions)

175.3	Bob Chappuis, MICH	1947
172.8	Kerry Collins, PSU	1994
166.4	Jeff Smoker, MSU	2001
163.7	Jim Harbaugh, MICH	1985
163.4	Bobby Hoying, OSU	1995
162.7	Troy Smith, OSU	2005
162.3	Asad Abdul-Khaliq, MINN	2003
162.0	John Wangler, MICH	1979
161.9	Troy Smith, OSU	2006
161.7	Elvis Grbac, MICH	1991

Career (minimum 300 completions)

157.1	Troy Smith, OSU	2003–06
151.0	Joe Germaine, OSU	1996–98
148.1	Elvis Grbac, MICH	1989–92
145.6	Jim Harbaugh, MICH	1983–86
145.0	Todd Collins, MICH	1991–94
143.8	Kerry Collins, PSU	1993–94
143.6	John Wangler, MICH	1976–80
142.6	Bobby Hoying, OSU	1992–95
141.6	Michael Taylor, MICH	1986–89
138.7	Drew Stanton, MSU	2003–06

Touchdown Passes

Game

7	Chuck Hartlieb, IOWA at NU	11/7/1987
6	Bob Hoernschmeyer, IND at Nebraska	10/10/1943
	Dave Wilson, ILL at OSU	11/8/1981
	Chuck Long, IOWA vs. Texas	12/26/1984
	Chuck Long, IOWA at NU	10/26/1985
	Scott Eckers, MINN vs. PUR	10/9/1993
	Drew Brees, PUR vs. MINN	10/3/1998
	Drew Brees, PUR at NU	11/7/1998
	Kyle Orton, PUR vs. IND	11/20/2004
	Curtis Painter, PUR vs. Eastern Illinois	9/8/2007
5	25 times, most recently by	
	C.J. Bachér, NU at MSU	10/6/2007
	Adam Weber, MINN at NU	10/13/2007

Season

39	Drew Brees, PUR	1998
31	Kyle Orton, PUR	2004
30	Troy Smith, OSU	2006
29	Bobby Hoying, OSU	1995
	Curtis Painter, PUR	2007
28	Kellen Lewis, IND	2007
27	Chuck Long, IOWA	1985
	Kurt Kittner, ILL	2001
26	Drew Brees, PUR	2000
	Brad Banks, IOWA	2002

Career

90	Drew Brees, PUR	1997–00
87	Chad Henne, MICH	2004–07
74	Chuck Long, IOWA	1981–85
72	John Navarre, MICH	2000–03
71	Mark Herrmann, PUR	1977–80
	Elvis Grbac, MICH	1989–92
70	Kurt Kittner, ILL	1998–01
63	Kyle Orton, PUR	2001–04
61	Jeff Smoker, MSU	2000–03
	Drew Tate, IOWA	2003–06

RECEIVING

Catches

Game

21	Chris Daniels, PUR vs. MSU (301 yds.)	10/16/1999
18	Randall Lane, PUR at WIS (178 yds.)	10/10/1998
17	Jon Harvey, NU vs. MICH (208 yds.)	10/23/1982
16	David Williams, ILL at PUR (164 yds.)	10/12/1985
	Jason Spear, IND vs. PUR (147 yds.)	11/22/1997
	Taylor Stubblefield, PUR vs. Bowling Green (139 yds.)	9/6/2003
	Taylor Stubblefield, PUR at WIS (130 yds.)	10/18/2003
	Dorien Bryant, PUR vs. NU (153 yds.)	10/15/2005
15	Todd Jenkins, NU vs. PUR (189 yds.)	10/16/1982
	Rodney Carter, PUR at OSU (190 yds.)	10/19/1985
	Marquise Walker, MICH at Washington (159 yds.)	9/8/2001
	Marquise Walker, MICH vs. OSU (160 yds.)	11/24/2001
	Taylor Stubblefield, PUR at IOWA (153 yds.)	11/6/2004

Season

121	Chris Daniels, PUR (1,236 yds.)	1999
101	David Williams, ILL (1,278 yds.)	1984
98	Rodney Carter, PUR (1,099 yds.)	1985
97	Braylon Edwards, MICH (1,330 yds.)	2004
94	Richard Buchanan, NU (1,115 yds.)	1989
92	David Williams, ILL (1,156 yds.)	1985
89	Taylor Stubblefield, PUR (1,095 yds.)	2004
87	Dorien Bryant, PUR (1,068 yds.)	2006
	Dorien Bryant, PUR (936 yds.)	2007
86	Marquise Walker, MICH (1,143 yds.)	2001
	Taylor Stubblefield, PUR (835 yds.)	2003

Career

325	Taylor Stubblefield, PUR (3,629 yds.)	2001–04
292	Dorien Bryant, PUR (3,548 yds.)	2004–07
266	John Standeford, PUR (3,788 yds.)	2000–03
262	David Williams, ILL (3,392 yds.)	1983–85
252	Braylon Edwards, MICH (3,541 yds.)	2001–04
210	D'Wayne Bates, NU (3,310 yds.)	1995–98
204	Tim Stratton, PUR (2,088 yds.)	1998–01
202	Brandon Williams, WIS (2,924 yds.)	2002–05
198	Ron Johnson, MINN (2,989 yds.)	1998–01
197	Richard Buchanan, NU (2,474 yds.)	1987–90

Yards Gained

Game

301	Chris Daniels, PUR vs. MSU (21 cat.)	10/16/1999
285	Thomas Lewis, IND at PSU (12 cat.)	11/6/1993
270	Charles Rogers, MSU vs. Fresno St. (10 cat.)	12/31/2001
258	Tyrone Browning, IND vs. Western Mich. (13 cat.)	9/12/1998
	Lee Evans, WIS vs. MSU (10 cat.)	11/15/2003
256	Nate Lundy, IND at Colorado (5 cat.)	9/27/1980
	Quinn Early, IOWA at NU (10 cat.)	11/7/1987
255	Plaxico Burress, MSU vs. MICH (10 cat.)	10/8/1999
253	Terry Glenn, OSU vs. Pittsburgh (9 cat.)	9/23/1995
252	Al Toon, WIS at PUR (8 cat.)	11/12/1983
	Andre Rison, MSU vs. Georgia (9 cat.)	1/1/1989

Season

1,575	Lee Evans, WIS (75 cat.)	2001
1,470	Charles Rogers, MSU (67 cat.)	2001
1,435	David Boston, OSU (85 cat.)	1998
1,411	Terry Glenn, OSU (64 cat.)	1995
1,351	Charles Rogers, MSU (68 cat.)	2002
1,330	Braylon Edwards, MICH (97 cat.)	2004
1,307	John Standeford, PUR (75 cat.)	2002
1,278	David Williams, ILL (101 cat.)	1984
1,265	Ernie Jones, IND (66 cat.)	1987
1,260	Devin Thomas, MSU (79 cat.)	2007

Career

3,788	John Standeford, PUR (266 cat.)	2000–03
3,629	Taylor Stubblefield, PUR (325 cat.)	2001–04
3,548	Dorien Bryant, PUR (292 cat.)	2004–07
3,541	Braylon Edwards, MICH (252 cat.)	2001–04
3,468	Lee Evans, WIS (175 cat.)	1999–03
3,392	David Williams, ILL (262 cat.)	1983–85
3,310	D'Wayne Bates, NU (210 cat.)	1995–98
3,076	Anthony Carter, MICH (161 cat.)	1979–82
3,029	Brian Alford, PUR (164 cat.)	1994–97
3,026	Bobby Engram, PSU (167 cat.)	1991–95

Touchdowns

Game

5	Omar Douglas, MINN vs. PUR	10/9/1993
	Lee Evans, WIS vs. MSU	11/15/2003
4	Bob Grimes, OSU vs. Washington State	10/18/1952
	Reggie Arnold, PUR vs. IOWA	10/22/1977
	Quinn Early, IOWA at NU	11/7/1987
	Derrick Alexander, MICH vs. MINN	10/24/1992
	Bobby Engram, PSU vs. MINN	9/4/1993
	Terry Glenn, OSU vs. Pittsburgh	9/23/1995
	Jonathan Orr, WIS at NU	10/8/2005
	Ed Hinkel, IOWA vs. MINN	11/19/2005
	Logan Payne, MINN vs. Temple	9/16/2006
	James Hardy, IND vs. MSU	10/28/2006

Season

19	Desmond Howard, MICH	1991
17	Terry Glenn, OSU	1995
16	Taylor Stubblefield, PUR	2004
	James Hardy, IND	2007
15	Braylon Edwards, MICH	2004
14	Anthony Carter, MICH	1980
	Bobby Engram, PSU	1993
	David Boston, OSU	1997
	David Terrell, MICH	2000
	Charles Rogers, MSU	2001
	Braylon Edwards, MICH	2003

Career

39	Braylon Edwards, MICH	2001–04
37	Anthony Carter, MICH	1979–82
36	James Hardy, IND	2005–07
34	David Boston, OSU	1996–98
32	Desmond Howard, MICH	1989–91
31	Bobby Engram, PSU	1991–95
	Brian Alford, PUR	1994–97
	Ron Johnson, MINN	1998–01
30	Jade Butcher, IND	1967–69
27	Dave Young, PUR	1977–80
	Cris Carter, OSU	1984–86
	Charles Rogers, MSU	2001–02
	Lee Evans, WIS	1999–03
	John Standeford, PUR	2000–03
	Mario Manningham, MICH	2005–07

INDIVIDUAL RECORDS - ALL GAMES

SCORING

Points

Game	Player	Points	Date
48	Howard Griffith, ILL vs. Southern Ill. (8 TD)	9/22/1990	
43	Elmer Oliphant, PUR vs. Rose Poly (5 TD, 13 XP)	11/17/1912	
36	Blake Ezor, MSU vs. NU (6 TD)	11/18/1989	
	Levron Williams, IND at WIS (6 TD)	10/6/2001	
32	Anthony Thompson, IND vs. NU (5 TD, 1 2XP)	10/7/1989	
30	Red Grange, ILL vs. MICH (5 TD)	10/18/1924	
	Ron Johnson, MICH vs. WIS (5 TD)	11/16/1968	
	Mike Northington, PUR vs. IOWA (5 TD)	11/3/1973	
	Billy Marek, WIS vs. MINN (5 TD)	11/23/1974	
	Pete Johnson, OSU vs. North Carolina (5 TD)	9/27/1975	
	Keith Byars, OSU vs. ILL (5 TD)	10/13/1984	
	Omar Douglas, MINN vs. PUR (5 TD)	10/9/1993	
	Mike Alstott, PUR at MINN (5 TD)	10/9/1993	
	Ki-Jana Carter, PSU vs. MSU (5 TD)	11/26/1994	
	Anthony Davis, WIS vs. MINN (5 TD)	11/23/2002	
	Lee Evans, WIS vs. MSU (5 TD)	11/15/2003	
	Brian Calhoun, WIS vs. Bowling Green (5 TD)	9/3/2005	
	Brian Calhoun, WIS at ILL (5 TD)	10/29/2005	
	P.J. Hill, WIS vs. The Citadel (5 TD)	9/15/2007	

Season

156	Pete Johnson, OSU (26 TD)	1975
	Anthony Thompson, IND (26 TD)	1988
	Ki-Jana Carter, PSU (26 TD)	1994
154	Anthony Thompson, IND (25 TD, 2 2XP)	1989
152	Eddie George, OSU (25 TD, 1 2XP)	1995
144	Keith Byars, OSU (24 TD)	1984
	Brian Calhoun, WIS (24 TD)	2005
140	Larry Johnson, PSU (23 TD, 1 2XP)	2002
138	Desmond Howard, MICH (23 TD)	1991
	Damien Anderson, NU (23 TD)	2000

Career

426	Ron Dayne, WIS (71 TD)	1996-99
412	Anthony Thompson, IND (68 TD, 2 2XP)	1986-89
373	Nate Kaeding, IOWA (67 FG, 166 PAT, 1 TD)	2000-03
367	Dan Nystrom, MINN (71 FG, 154 PAT)	1999-02
356	Mike Nugent, OSU (72 FG, 140 PAT)	2001-04
355	Travis Dorsch, PUR (68 FG, 151 PAT)	1998-01
354	Garrett Rivas, MICH (64 FG, 162 PAT)	2003-06
348	Pete Johnson, OSU (58 TD)	1973-76
342	Dan Stultz, OSU (59 FG, 165 PAT)	1997-00
336	Anthony Thomas, MICH (56 TD)	1997-00

Touchdowns

Game	Player	Touchdowns	Date
8	Howard Griffith, ILL vs. Southern Ill.	9/22/1990	
6	Blake Ezor, MSU vs. NU	11/18/1989	
	Levron Williams, IND at WIS	10/6/2001	
5	Elmer Oliphant, PUR vs. Rose Poly	11/17/1912	
	Red Grange, ILL vs. MICH	10/18/1924	
	Ron Johnson, MICH vs. WIS	11/16/1968	
	Mike Northington, PUR at IOWA	11/3/1973	
	Billy Marek, WIS vs. MINN	11/23/1974	
	Pete Johnson, OSU vs. North Carolina	9/27/1975	
	Keith Byars, OSU vs. ILL	10/13/1984	
	Anthony Thompson, IND vs. NU	10/7/1989	
	Omar Douglas, MINN vs. PUR	10/9/1993	
	Mike Alstott, PUR at MINN	10/9/1993	
	Ki-Jana Carter, PSU vs. MSU	11/26/1994	
	Anthony Davis, WIS vs. MINN	11/23/2002	
	Lee Evans, WIS vs. MSU	11/15/2003	
	Brian Calhoun, WIS vs. Bowling Green	9/3/2005	
	Brian Calhoun, WIS at ILL	10/29/2005	
	P.J. Hill, WIS vs. The Citadel	9/15/2007	

Season

26	Pete Johnson, OSU	1975
	Anthony Thompson, IND	1988
	Ki-Jana Carter, PSU	1994
25	Anthony Thompson, IND	1989
	Eddie George, OSU	1995
24	Keith Byars, OSU	1984
	Brian Calhoun, WIS	2005
23	Desmond Howard, MICH	1991
	Damien Anderson, NU	2000
	Larry Johnson, PSU	2002

Career

71	Ron Dayne, WIS	1996-99
68	Anthony Thompson, IND	1986-89
58	Pete Johnson, OSU	1973-76
56	Anthony Thomas, MICH	1997-00
54	Tyrone Wheatley, MICH	1991-94
50	Keith Byars, OSU	1982-85
46	Billy Marek, WIS	1972-75
45	Eddie George, OSU	1992-95
43	Lorenzo White, MSU	1984-87
	Darrell Thompson, MINN	1986-89
	Mike Hart, MICH	2004-07

Kicking Points

Game	Player	Points	Date
35	E.C. Robertson, PUR vs. Rose Poly	10/27/1900	
18	Rick Anderson, PUR vs. MSU	10/25/1980	
	John Langeloh, MSU vs. WIS	11/19/1988	
17	Vlade Janakievski, OSU vs. MINN	9/20/1980	
	Bob Atha, OSU vs. IND	10/24/1981	
	Chris Richardson, ILL at IOWA	10/16/1993	
	Paul Edinger, MSU vs. NU	10/31/1998	
	Dan Nystrom, MINN vs. Arkansas	12/30/2002	
	Kyle Schlicher, IOWA at MINN	11/13/2004	
	Joel Howells, NU vs. PSU	9/24/2005	

Season

120	Nate Kaeding, IOWA	2002
	Mike Nugent, OSU	2002
111	Ben Jones, PUR	2003
	Austin Starr, IND	2007
110	Josh Huston, OSU	2005
	Chris Summers, PUR	2007
109	Dan Nystrom, MINN	2000
107	Travis Forney, PSU	1999
105	Rob Houghtlin, IOWA	1985
	Dave Rayner, MSU	2003
	Dave Rayner, MSU	2004
	Taylor Mehlfaff, WIS	2007

Career

367	Dan Nystrom, MINN	1999-02
	Nate Kaeding, IOWA	2000-03
356	Mike Nugent, OSU	2001-04
355	Travis Dorsch, PUR	1998-01
354	Garrett Rivas, MICH	2003-06
342	Dan Stultz, OSU	1997-00
334	Dave Rayner, MSU	2001-04
308	John Langeloh, MSU	1987-90
302	Brett Conway, PSU	1993-96
301	Mike Gillette, MICH	1985-88

Field Goals Made

Game	Player	Date
7	E.C. Robertson, PUR vs. Rose Poly	10/27/1900
5	Walter Eckersall, CHI at ILL	11/19/1905
	Dan Beaver, ILL vs. PUR	10/10/1973
	Rick Anderson, PUR vs. MSU	10/25/1980
	Bob Atha, OSU vs. IND	10/24/1981
	Mike Bass, ILL at WIS	10/23/1982
	Chris White, ILL vs. WIS	10/6/1984
	Mike Gillette, MICH vs. MINN	11/5/1988
	John Langeloh, MSU vs. WIS	11/19/1988
	Doug Higgins, ILL vs. MSU	10/20/1990
	J.D. Carlson, MICH vs. ILL	11/10/1990
	Adam Bailey, MINN vs. PSU	10/18/1997
	Paul Edinger, MSU vs. NU	10/31/1998
	Paul Edinger, MSU vs. OSU	11/7/1998
	Travis Forney, PSU vs. MSU	11/28/1998
	Dan Nystrom, MINN vs. Arkansas	12/30/2002
	Mike Nugent, OSU at North Carolina State	9/18/2004
	Kyle Schlicher, IOWA at MINN	11/13/2004
	Josh Huston, OSU vs. Texas	9/10/2005
	Joel Howells, NU vs. PSU	9/24/2005

Season

25	Remy Hamilton, MICH	1994
	Dan Nystrom, MINN	2000
	Mike Nugent, OSU	2002
	Ben Jones, PUR	2003
24	Mike Bass, ILL	1982
	Chris White, ILL	1984
	Mike Nugent, OSU	2004
	Rich Thompson, WIS	1992
	Paul Edinger, MSU	1998
	Travis Dorsch, PUR	2001
	Dave Rayner, MSU	2003
	Dave Rayner, MSU	2004
	Josh Huston, OSU	2005
	Kevin Kelly, PSU	2006

Career

72	Mike Nugent, OSU	2001-04
71	Dan Nystrom, MINN	1999-02
68	Travis Dorsch, PUR	1998-01
67	Nate Kaeding, IOWA	2000-03
65	Todd Gregoire, WIS	1984-87
64	Garrett Rivas, MICH	2003-06
63	Remy Hamilton, MICH	1993-96
62	Dave Rayner, MSU	2001-04
59	Dan Stultz, OSU	1997-00
58	Brian Gowins, NU	1995-98
	Kevin Kelly, PSU	2005-present

Consecutive Field Goals Made

24	Mike Nugent, OSU	2001-02
22	Nate Kaeding, IOWA	2001-02
16	Dan Nystrom, MINN	2002
15	Vlade Janakievski, OSU	1979-80
14	Remy Hamilton, MICH	1996
	Dan Nystrom, MINN	1999-00
13	Mike Bass, ILL	1982
	Craig Fayak, PSU	1992
	Sam Valenzisi, NU	1995
	Paul Edinger, MSU	1998
	Dan Nystrom, MINN	2000

INDIVIDUAL RECORDS – ALL GAMES

Longest Field Goal (in yards)

63	Morten Andersen, MSU at OSU (soccer style)	9/19/1981
62	Pat O'Dea, WIS vs. NU (drop kick)	10/14/1899
	Chip Lohmiller, MINN vs. IOWA (SS)	11/22/1986
61	Ralf Mojsiejenko, MSU at ILL (SS)	9/11/1982
60	Pat O'Dea, WIS at MINN (DK)	11/18/1899
	John Hall, WIS vs. MINN (SS)	11/11/1995
59	Tom Skladany, OSU at ILL (place kick)	11/8/1975
	Ralf Mojsiejenko, MSU at PUR (SS)	10/1/1983
58	Tim Douglas, IOWA at ILL (SS)	9/26/1998
57	Pat O'Dea, WIS at CHI (DK)	11/13/1897
	Pat O'Dea, WIS vs. ILL (PK)	11/11/1899
	Dan Beaver, ILL vs. PUR (SS)	10/18/1975
	Paul Rogind, MINN at ILL (PK)	10/27/1979
	Morten Andersen, MSU at MICH (SS)	10/11/1980
	Jim Gallery, MINN at IND (SS)	10/3/1981
	Hayden Epstein, MICH at MSU (SS)	11/3/2001

Kicked Extra Points

Game		
13	Elmer Oliphant, PUR vs. Rose Poly (13 att.)	11/17/1912
10	Eber Simpson, WIS vs. Lawrence (11 att.)	10/2/1915
	Vic Janowicz, OSU vs. IOWA (11 att.)	10/28/1950
	Ali Haji-Shiekh, MICH vs. ILL (10 att.)	11/7/1981
	John Langelow, MSU vs. NU (11 att.)	11/18/1989
9	Jim Brieske, MICH vs. Pittsburgh (10 att.)	10/11/1947
	Dana Coin, MICH vs. IOWA (9 att.)	11/6/1971
	Bob Wood, MICH vs. Navy (9 att.)	9/25/1976
	Gregg Willner MICH vs. NU (9 att.)	11/5/1977
	Vlade Janakievski, OSU vs. NU (9 att.)	10/28/1978
	Vlade Janakievski, OSU at NU (9 att.)	10/11/1980
	Rich Spangler, OSU at MINN (9 att.)	10/1/1983
	Mike Gillette, MICH vs. ILL (9 att.)	11/1/1986
	Doug Higgins, ILL at NU (9 att.)	11/25/1989
	Jeff Skilleit, IOWA vs. Cincinnati (9 att.)	9/15/1990
	Zach Bromert, IOWA vs. Iowa State (9 att.)	9/20/1997
	Neil Rackers, ILL vs. Virginia (9 att.)	12/30/1999
	Dan Nystrom, MINN vs. Murray State (9 att.)	10/29/2001
	Rhys Lloyd, MINN vs. Toledo (9 att.)	9/4/2004
	Ben Jones, PUR vs. IND (9 att.)	11/20/2004
	Kevin Kelly, PSU at ILL (9 att.)	10/22/2005
	Jason Giannini, MINN vs. IND (9 att.)	11/4/2006

Season

66	Brett Conway, PSU	1994
59	Rhys Lloyd, MINN	2003
57	Josh Jackson, OSU	1995
	Nate Kaeding, IOWA	2002
56	Taylor Mehlhaff, WIS	2005
	Chris Summers, PUR	2007
55	Dana Coin, MICH	1971
	Bob Wood, MICH	1976
	Aaron Pettrey, OSU	2006
53	Rich Spangler, OSU	1983
	Dan Stultz, OSU	1998
	Brett Swenson, MSU	2007

Career

177	Rich Spangler, OSU	1982–85
172	Vlade Janakievski, OSU	1977–80
166	Nate Kaeding, IOWA	2000–03
165	Dan Stultz, OSU	1997–00
162	Garrett Rivas, MICH	2003–06
154	Dan Nystrom, MINN	1999–02
152	Brett Conway, PSU	1993–96
151	Travis Dorsch, PUR	1998–01
148	Dave Rayner, MSU	2001–04
146	Josh Jackson, OSU	1993–96

Consecutive PAT Made

Career		
126	J.D. Carlson, MICH	1989–91
119	Brett Conway, PSU	1994–96
107	Pete Stoyanovich, IND	1986–88
97	Chris Summers, PUR	2006–present
86	Tim Williams, OSU	1991–93
83	Dan Nystrom, MINN	2000–02
	Mike Nugent, OSU	2002–04
76	Ali Haji-Shiekh, MICH	1979–82
	Dave Rayner, MSU	2003–04
69	Peter Christofilakos, ILL	2001–02

PUNTING

Number

Game		
24	Chuck Ortmann, MICH at OSU (723 yds.)	11/25/1950
21	Vic Janowicz, OSU vs. MICH (685 yds.)	11/25/1950
18	Les Linberg, ILL vs. Army (692 yds.)	11/3/1934
16	Nike Kinnick, IOWA vs. Notre Dame (731 yds.)	11/11/1939
15	Ralph Ehni, ILL at Southern Calif. (635 yds.)	10/14/1939
14	Florian Helinski, IND at WIS (520 yds.)	11/3/1951
13	Charles Bareither, ILL vs. Missouri (494 yds.)	9/28/1968
	Walter Bowser, MINN at MSU (497 yds.)	11/15/1969
	Mark Zellmer, IND vs. OSU (524 yds.)	10/16/1971
	Paul Blanchard, MINN vs. Nebraska (494 yds.)	9/17/1983
	Brett Larsen, ILL vs. Arizona (551 yds.)	9/16/1995
	Steve Fitts, ILL vs. PSU (482 yds.)	10/30/1999

Season

86	Ryan Donahue, IOWA (3,533 yds.)	2007
85	Terry Masar, ILL (3,255 yds.)	1971
	Dave Holsclaw, IOWA (3,107 yds.)	1978
84	J.J. Standring, NU (3,404 yds.)	1999
82	B.J. Sander, OSU (3,553 yds.)	2003
81	Brett Larsen, ILL (3,306 yds.)	1995
80	Terry Simmons, MINN (2,637 yds.)	1977
79	John Kidd, NU (3,296 yds.)	1981
	Shawn McCarthy, PUR (3,215 yds.)	1988
	Ed Sutter, NU (3,145 yds.)	1991
	David Bradley, IOWA (2,332 yds.)	2003

Career

305	J.J. Standring, NU (12,639 yds.)	1998–01
279	Ralf Mojsiejenko, MSU (12,220 yds.)	1981–84
273	Shawn McCarthy, PUR (11,246 yds.)	1986–89
272	Jason Baker, IOWA (11,304 yds.)	1997–00
	Tyson Beattie, IND (11,173 yds.)	2002–05
261	John Kidd, NU (10,916 yds.)	1980–83
256	Steve Fitts, ILL (10,671 yds.)	1998–01
255	Shawn Carpenter, NU (9,532 yds.)	1984–87
251	Jeremy Kapinos, PSU (10,476 yds.)	2003–06
249	Scott Cepicky, WIS (10,235 yds.)	1984–87

Yards

Game		
731	Nile Kinnick, IOWA vs. Notre Dame (16 pts.)	11/11/1939
723	Chuck Ortmann, MICH at OSU (24 pts.)	11/25/1950
692	Les Lindberg, ILL vs. Army (18 pts.)	11/3/1934
685	Vic Janowicz, OSU vs. MICH (21 pts.)	11/25/1980
635	Ralph Ehni, ILL at Southern Calif. (15 pts.)	10/14/1939
551	Brett Larsen, ILL vs. Arizona (13 pts.)	9/16/1995
	Zoltan Mesko, MICH vs. OSU (12 pts.)	11/17/2007
524	Mark Zellmer, IND vs. OSU (13 pts.)	10/16/1971
520	Florian Helinski, IND at WIS (14 pts.)	11/3/1951
516	Dave Strong, ILL at IOWA (12 pts.)	10/17/1936

Season

3,553	B.J. Sander, OSU (82 pts.)	2003
3,533	Ryan Donahue, IOWA (86 pts.)	2007
3,434	Ralf Mojsiejenko, MSU (77 pts.)	1982
3,404	J.J. Standring, NU (84 pts.)	1999
3,397	Ralf Mojsiejenko, MSU (76 pts.)	1984
3,308	Greg Montgomery, MSU (75 pts.)	1985
3,306	Brett Larsen, ILL (81 pts.)	1995
3,303	Brent Slaton, PUR (78 pts.)	2003
3,296	John Kidd, NU (79 pts.)	1981
3,280	Ray Stachowicz, MSU (71 pts.)	1980

Career

12,639	J.J. Standring, NU (305 pts.)	1998–01
12,220	Ralf Mojsiejenko, MSU (279 pts.)	1981–84
11,304	Jason Baker, IOWA (272 pts.)	1997–00
11,246	Shawn McCarthy, PUR (273 pts.)	1986–89
11,173	Tyson Beattie, IND (272 pts.)	2002–05
10,916	John Kidd, NU (261 pts.)	1980–83
10,671	Steve Fitts, ILL (256 pts.)	1998–01
10,660	Kevin Stenke, WIS (245 pts.)	1997–00
10,476	Jeremy Kapinos, PSU (251 pts.)	2003–06
10,255	Craig Jarrett, MSU (239 pts.)	1998–01

Average

Game (minimum 4 punts)

57.3	Fred Morrison, OSU at WIS (4 for 229 yds.)	10/22/1949
56.6	Paul Burton, NU at Air Force (5 for 283 yds.)	9/17/1994
	Paul Burton, NU vs. IND (5 for 283 yds.)	9/30/1995
55.8	Reggie Roby, IOWA vs. Nebraska (5 for 279 yds.)	9/12/1981
	Ralf Mojsiejenko, MSU vs. Army (4 for 223 yds.)	12/22/1984
55.6	Adam Kelly, MINN vs. NU (7 for 389 yds.)	10/20/1984
55.3	Brandon Fields, MSU vs. Central Mich. (6 for 332 yds.)	9/11/2004
54.7	John Kidd, NU vs. IND (6 for 328 yds.)	9/11/1982
54.5	Jim DeGiulio, IND vs. NU (4 for 218 yds.)	10/10/1994
	Kevin Stenke, WIS at MICH (4 for 218 yds.)	9/30/2000

Season (minimum 40 punts)

49.8	Reggie Roby, IOWA (48 pts.)	1981
48.1	Travis Dorsch, PUR (53 pts.)	2001
47.9	Brandon Fields, MSU (50 pts.)	2004
47.2	Reggie Roby, IOWA (56 pts.)	1982
47.1	Tom Tupa, OSU (45 pts.)	1984
47.0	Tom Tupa, OSU (63 pts.)	1987
46.8	Tom Skladany, OSU (41 pts.)	1975
46.4	Brandon Fields, MSU (62 pts.)	2003
46.2	Ray Stachowicz, MSU (71 pts.)	1980
	Adam Kelly, MINN (59 pts.)	1984

Career (minimum 100 punts)

45.5	Reggie Roby, IOWA (180 pts.)	1979–82
45.2	Greg Montgomery, MSU (184 pts.)	1985–87
45.0	Andy Groom, OSU (109 pts.)	2001–02
	Brandon Fields, MSU (209 pts.)	2003–06
44.7	Tom Tupa, OSU (214 pts.)	1984–87
43.6	Ralf Mojsiejenko, MSU (279 pts.)	1981–84
43.5	Adam Kelly, MINN (107 pts.)	1984–85
	Kevin Stenke, WIS (245 pts.)	1997–00
	Steve Weatherford, ILL (193 pts.)	2002–05
43.3	Ray Stachowicz, MSU (230 pts.)	1977–80
	Adam Kelly, MINN (136 pts.)	1983–85

Longest Punt (in yards)

110	Pat O'Dea, WIS at NU (field 110 yards long)	10/25/1897
100	Pat O'Dea, WIS at Yale	10/21/1899
96	George O'Brien, WIS at IOWA	10/18/1952
92	Dick Crayne, IOWA at IND	11/3/1934
90	Steve Toth, NU vs. WIS	11/3/1934
	Jim Bakken, WIS vs. NU	11/11/1961
	Paul Burton, NU vs. IND	9/30/1995
88	Ollie Olson, NU at ILL	10/15/1932
	Dike Eddleman, ILL vs. IOWA	11/6/1948
	Dave Baldrige, MINN vs. Utah	9/23/1967

INDIVIDUAL RECORDS - ALL GAMES

PUNT RETURNS

Number

Game	Player	Yards	Date
10	Bill Lane, WIS vs. IND (83 yds.)	83	11/3/1951
9	Nile Kinnick, IOWA vs. IND (201 yds.)	201	10/7/1939
	Tom Campana, OSU at IND (76 yds.)	76	10/16/1971
	Bruce Branch, PSU vs. ILL (103 yds.)	103	10/30/1999
	Danny Upchurch, MINN vs. Buffalo (83 yds.)	83	9/21/2002
	Ziehl Kavanagh, MSU vs. Western Mich. (64 yds.)	64	8/30/2003
	Calvin Lowry, PSU vs. Kent State (41 yds.)	41	9/20/2003
	Steve Breaston, MICH vs. WIS (116 yds.)	116	9/23/2006
8	Steve Porter, IND vs. WIS (175 yds.)	175	10/24/1970
	Neal Colzie, OSU vs. MICH (170 yds.)	170	11/10/1973
	Brian Carpenter, MICH vs. Notre Dame (41 yds.)	41	9/19/1981
	Thomas Lewis, IND vs. Virginia Tech (58 yds.)	58	12/31/1993
	Keith Jackson, WIS vs. IND (84 yds.)	84	9/24/1994
	Ken-Yon Rambo, OSU vs. PSU (54 yds.)	54	10/3/1998
	Ken-Yon Rambo, OSU vs. ILL (66 yds.)	66	10/10/1998
	Eugene Wilson, ILL vs. San Diego State (109 yds.)	109	9/11/1999
	Julius Curry, MICH vs. Utah (105 yds.)	105	9/21/2002

Season

47	David Boston, OSU (392 yds.)	392	1997
	Anthony Chambers, PUR (499 yds.)	499	2003
45	Thomas Lewis, IND (342 yds.)	342	1993
	Steve Breaston, MICH (619 yds.)	619	2003
42	Bill Hillenbrand, IND (561 yds.)	561	1941
41	Bruce Branch, PSU (446 yds.)	446	1998
	Bruce Branch, PSU (464 yds.)	464	1999
	Bryant Johnson, PSU (528 yds.)	528	2002
40	Neal Colzie, OSU (679 yds.)	679	1973
	Garcia Lane, OSU (411 yds.)	411	1982
	Danny Upchurch, MINN (287 yds.)	287	2002
	Ramon Ochoa, IOWA (495 yds.)	495	2003

Career

127	Steve Breaston, MICH (1,599 yds.)	1,599	2003-06
124	Peter Marciano, IOWA (759 yds.)	759	1986-89
109	Bruce Branch, PSU (1,171 yds.)	1,171	1998-01
105	Jim Leonhard, WIS (1,347 yds.)	1,347	2001-04
98	David Boston, OSU (959 yds.)	959	1996-98
96	Brian Musso, NU (1,075 yds.)	1,075	1994-97
94	Darryl Usher, ILL (790 yds.)	790	1985-87
93	Eugene Wilson, ILL (896 yds.)	896	1999-02
90	Tim Wilbur, IND (721 yds.)	721	1978-82
89	Garcia Lane, OSU (895 yds.)	895	1981-83

Yards

Game	Player	Yards	Date
201	Nile Kinnick, IOWA vs. IND (9 ret.)	9	10/7/1939
175	Steve Porter, IND vs. WIS (8 ret.)	8	10/24/1970
170	Neal Colzie, OSU vs. MSU (8 ret.)	8	11/10/1973
166	Tom Campana, OSU at MICH (5 ret.)	5	11/20/1971
161	Garcia Lane, OSU vs. PUR (6 ret.)	6	10/8/1983
158	Earl Girard, WIS at IOWA (3 ret.)	3	11/8/1947
153	Greg Johnson, WIS vs. Northern Ill. (7 ret.)	7	9/11/1971
149	Anthony Chambers, PUR vs. PSU (5 ret.)	5	10/11/2003
146	Troy Vincent, WIS vs. Western Illinois (4 ret.)	4	9/14/1991
144	Bryant Johnson, PSU vs. MSU (5 ret.)	5	11/23/2002

Season

679	Neal Colzie, OSU (40 ret.)	40	1973
635	Bob Hoernschemeyer, IND (29 ret.)	29	1943
619	Steve Breaston, MICH (45 ret.)	45	2003
561	Bill Hillenbrand, IND (42 ret.)	42	1941
547	Pug Rentner, NU (NA)	NA	1931
528	Bryant Johnson, PSU (41 ret.)	41	2002
513	Nate Clements, OSU (39 ret.)	39	2000
499	Anthony Chambers, PUR (47 ret.)	47	2003
495	Ramon Ochoa, IOWA (40 ret.)	40	2003
488	Gari Scott, MSU (37 ret.)	37	1999

Career

1,599	Steve Breaston, MICH (127 ret.)	127	2003-06
1,347	Jim Leonhard, WIS (105 ret.)	105	2001-04
1,171	Bruce Branch, PSU (109 ret.)	109	1998-01
1,102	Tim Dwight, IOWA (76 ret.)	76	1994-97
1,088	Gari Scott, MSU (84 ret.)	84	1996-99
1,075	Brian Musso, NU (96 ret.)	96	1994-97
1,042	Bill Hillenbrand, IND (65 ret.)	65	1941-42
1,007	Nick Davis, WIS (83 ret.)	83	1998-01
959	David Boston, OSU (98 ret.)	98	1996-98
904	Anthony Carter, MICH (81 ret.)	81	1979-82

Average Per Return

Game	Player	Yards	Date
52.7	Earl Girard, WIS vs. IOWA (3-158)	158	11/8/1947
51.0	Dike Eddleman, ILL vs. MINN (4-204)	204	10/18/1947
43.7	Nate Clements, OSU at PUR (3-131)	131	10/28/2000
40.7	Jim Dewar, IND vs. Butler (3-122)	122	9/26/1942
40.3	Lee Gissendaner, NU at Stanford (3-121)	121	9/19/1992
39.0	Al Brenner, MSU at ILL (3-117)	117	10/1/1966
37.3	Brian Musso, NU vs. IND (3-112)	112	9/30/1995
36.5	Troy Vincent, WIS vs. Western Illinois (4-146)	146	9/14/1991
35.3	Derrick Mason, MSU vs. MICH (3-106)	106	11/4/1995
34.3	Scott McGowan, IND vs. MICH (4-137)	137	10/5/1991

Season (minimum 10)

25.6	Ted Ginn, Jr., OSU (15-384)	384	2004
21.9	Bob Hoernschemeyer, IND (29-635)	635	1943
21.8	Gene Evans, WIS (13-283)	283	1949
	Lee Gissendaner, NU (15-327)	327	1992
20.9	Bill Hillenbrand, IND (23-481)	481	1942
18.7	Larry Zelina, OSU (23-431)	431	1969
18.6	Tracy Porter, IND (12-223)	223	2006
18.5	Tom Worthington, NU (16-296)	296	1949
18.3	Tim Dwight, IOWA (24-440)	440	1996
17.4	Jovon Johnson, IOWA (13-226)	226	2005

Career (minimum 40)

16.0	Bill Hillenbrand, IND (65-1,042)	1,042	1941-42
14.8	Lee Gissendaner, NU (41-606)	606	1990-93
14.5	Tim Dwight, IOWA (76-1,102)	1,102	1994-97
14.3	Neal Colzie, OSU (60-855)	855	1972-74
14.1	Ted Ginn, Jr., OSU (64-900)	900	2004-06
13.7	Gene Derricotte, MICH (55-751)	751	1944-48
13.1	Larry Zelina, OSU (40-529)	529	1968-70
13.0	Jeff Graham, OSU (41-531)	531	1989-90
	Gari Scott, MSU (84-1,088)	1,088	1996-99
12.8	Jim Leonhard, WIS (105-1,347)	1,347	2001-04

Touchdowns

Game	Player	Yards	Date
2	Earl Girard, WIS vs. IOWA	116	11/8/1947
	Garcia Lane, OSU vs. PUR	108	10/8/1983

Season

4	Ted Ginn, Jr., OSU	2004
3	Gene Derricotte, MICH	1947
	Ira Matthews, WIS	1976
	Tim Dwight, IOWA	1997
2	Earl Girard, WIS	1947
	Tom Worthington, NU	1949
	Rick Sygar, MICH	1966
	Larry Zelina, OSU	1969
	Neal Colzie, OSU	1973
	Garcia Lane, OSU	1983
	Dwayne Ware, MICH	1990
	Jeff Graham, OSU	1990
	Derrick Alexander, MICH	1992
	Derrick Alexander, MICH	1993
	Tim Dwight, IOWA	1996
	Nick Davis, WIS	1998
	Bruce Branch, PSU	1999
	Vinny Sutherland, PUR	1999
	Jermaine Mays, MINN	2002
	Steve Breaston, MICH	2003
	Jim Leonhard, WIS	2003
	Brandon Williams, WIS	2005

Career

6	Ted Ginn, Jr., OSU	2004-06
5	Tim Dwight, IOWA	1994-97
4	Gene Derricotte, MICH	1944-48
	Ira Matthews, WIS	1975-78
	Tim Wilbur, IND	1978-82
	Derrick Alexander, MICH	1989-93
	Bruce Branch, PSU	1998-01
	Steve Breaston, MICH	2003-06
3	Tom Worthington, NU	1946-49
	Dave Brown, MICH	1972-74
	Garcia Lane, OSU	1981-83
	Troy Vincent, WIS	1988-91
	Jeff Graham, OSU	1989-90
	Brian Musso, NU	1994-97
	Nick Davis, WIS	1998-01
	Jim Leonhard, WIS	2001-04

Long Plays (in yards)

95	Al Brenner, MSU at ILL	10/1/1966
	Bill Happel, IOWA at MINN	11/17/1984
94	Bob Longley, IOWA vs. Oregon	10/29/1949
	Lance Bennett, IND vs. MSU	9/25/2004
93	Otto Graham, NU vs. Kansas State	10/4/1941
	Steve Porter, IND vs. WIS	10/24/1970
	Desmond Howard, MICH vs. OSU	11/23/1991
92	Jim Dewar, IND vs. Butler	9/23/1942
	Dike Eddleman, ILL vs. Western Michigan	11/8/1947
	Phil Mateja, PUR vs. IOWA	10/6/1951
	Dean Look, MSU vs. MICH	10/4/1958
	Tim Dwight, IOWA vs. IND	10/25/1997

INDIVIDUAL RECORDS – ALL GAMES

KICKOFF RETURNS

Number	Game	Year
9	Donovan Small, MINN vs. Nebraska (159 yds.)	9/17/1983
	Tim Dwight, IOWA vs. OSU (143 yds.)	10/28/1995
8	Rick Hoffman, IND at MICH (137 yds.)	10/30/1971
	Craig Clemons, IOWA at MICH (165 yds.)	11/6/1971
	Bob Paar, IND vs. Nebraska (103 yds.)	9/18/1976
	Byron Sanders, NU vs. MICH (130 yds.)	10/29/1988
	Eric Scott, NU at OSU (184 yds.)	10/2/1993
	Christian Morton, ILL at MINN (128 yds.)	9/30/2000
	Todd Howard, MICH vs. Tennessee (125 yds.)	1/1/2002
	Dorien Bryant, PUR vs. MSU (153 yds.)	11/10/2007
7	13 times, most recently by	
	David Gilreath, WIS vs. MSU (189 yds.)	9/29/2007
	Sherrick McManis, NU at ILL (172 yds.)	11/17/2007

Season	Player	Yards
43	Earl Douthitt, IOWA (994 yds.)	1973
42	David Gilreath, WIS (967 yds.)	2007
39	Devin Thomas, MSU (1,135 yds.)	2007
38	Jim Pooler, NU (807 yds.)	1974
	Patrick Wright, NU (659 yds.)	1990
	Derin Graham, IND (897 yds.)	2000
36	Derrick Mason, MSU (966 yds.)	1994
	A.C. Carter, IND (732 yds.)	2002
	DeAndrea Cobb, MSU (869 yds.)	2004
	Dorien Bryant, PUR (1,007 yds.)	2007

Career	Player	Yards
106	Derrick Mason, MSU (2,575 yds.)	1993–96
	Brandon Williams, WIS (2,349 yds.)	2002–05
93	Mel Anderson, MINN (1,996 yds.)	1983–86
	Derin Graham, IND (2,088 yds.)	1998–00
88	Dorien Bryant, PUR (2,125 yds.)	2004–07
81	A.C. Carter, IND (1,500 yds.)	1999–02
	Steve Breaston, MICH (1,993 yds.)	2003–06
78	Earl Douthitt, IOWA (1,762 yds.)	1972–74
	Fred Owens, WIS (1,510 yds.)	1986–89
77	Nick Davis, WIS (1,778 yds.)	1998–01

Yards	Game	Year
225	Tutu Atwell, MINN vs. Iowa State (4 ret.)	9/13/1997
223	John Lewis, MINN vs. San Diego State (7 ret.)	9/12/1992
221	Steve Breaston, MICH vs. Texas (6 ret.)	1/1/2005
213	Carlos Snow, OSU at Pittsburgh (5 ret.)	9/17/1988
203	Ron Engel, MINN at MICH (7 ret.)	10/27/1951
197	Marcus Thigpen, IND at ILL (4 ret.)	10/7/2006
191	Jason Wright, NU vs. Texas Christian (3 ret.)	9/7/2002
189	David Gilreath, WIS vs. MSU (7 ret.)	9/29/2007
188	Steve Tasker, NU at PUR (6 ret.)	10/16/1982
187	Sid Thomas, IOWA at MSU (6 ret.)	11/23/1974

Season	Player	Ret.
1,135	Devin Thomas, MSU (39 ret.)	2007
1,007	Dorien Bryant, PUR (36 ret.)	2007
994	Earl Douthitt, IOWA (43 ret.)	1973
967	David Gilreath, WIS (42 ret.)	2007
966	Derrick Mason, MSU (36 ret.)	1994
947	Derrick Mason, MSU (35 ret.)	1995
897	Derin Graham, IND (38 ret.)	2000
869	DeAndrea Cobb, MSU (36 ret.)	2004
807	Jim Pooler, NU (38 ret.)	1974
786	Dominic Jones, MINN (32 ret.)	2006

Career	Player	Ret.
2,575	Derrick Mason, MSU (106 ret.)	1993–96
2,349	Brandon Williams, WIS (106 ret.)	2002–05
2,125	Dorien Bryant, PUR (88 ret.)	2004–07
2,088	Derin Graham, IND (93 ret.)	1998–00
1,996	Mel Anderson, MINN (93 ret.)	1983–86
1,993	Steve Breaston, MICH (81 ret.)	2003–06
1,778	Nick Davis, WIS (77 ret.)	1998–01
1,770	Herb Haygood, MSU (76 ret.)	1998–01
1,762	Earl Douthitt, IOWA (78 ret.)	1972–74
1,642	Maurice Hall, OSU (72 ret.)	2001–04

Average Per Return

Game (minimum 3)	Player	Year
63.7	Jason Wright, NU vs. Texas Christian (3-191)	9/7/2002
56.3	Tutu Atwell, MINN vs. Iowa State (4-225)	9/13/1997
51.3	Dorien Bryant, PUR at PSU (3-154)	11/3/2007
51.0	Todd Sheets, NU at IOWA (3-153)	10/30/1976
50.0	Trent Walters, IND vs. IOWA (3-150)	10/30/1965
49.3	Marcus Thigpen, IND at ILL (4-197)	10/7/2006
47.7	Devin Thomas, MSU vs. NU (3-143)	10/6/2007
47.0	DeAndrea Cobb, MSU at MINN (3-141)	10/18/2003
46.7	Jay Thomas, MINN at Florida Atlantic (3-140)	9/15/2007
46.3	Greg Foster, ILL at Syracuse (3-139)	9/30/1978

Season (minimum 10)	Player	Avg.
34.3	Thomas Barrington, OSU (14-480)	1965
33.6	Stan Brown, PUR (19-638)	1970
31.3	Howard Cassady, OSU (10-313)	1955
31.1	Derek Hughes, MSU (16-497)	1979
30.8	Dave Raimsey, MICH (10-308)	1961
30.3	Karl Sturtz, OSU (10-303)	1950
	Jeff Backes, NU (11-333)	2004
30.1	Otis Armstrong, PUR (15-452)	1972
	Marcus Thigpen, IND (24-723)	2006
30.0	Lance Bennett, IND (20-599)	2004

Career (minimum 40)	Player	Avg.
28.8	Stan Brown, PUR (49-1,412)	1968–70
26.9	Desmond Howard, MICH (45-1,211)	1989–91
26.3	Anthony Carter, MICH (63-1,606)	1979–82
26.2	Curtis Duncan, NU (50-1,308)	1983–86
26.0	Kahlil Hill, IOWA (58-1,509)	1998–01
25.5	DeAndrea Cobb, MSU (64-1,632)	2003–04
25.3	Pierre Thomas, ILL (59-1,495)	2003–06
24.7	Sam Simmons, NU (46-1,135)	1998–01
24.6	Greg Johnson, WIS (44-1,081)	1969–71
	Steve Breaston, MICH (81-1,993)	2003–06

Touchdowns

Season	Player	TDs
3	Stan Brown, PUR	1970
	DeAndrea Cobb, MSU	2003
	Marcus Thigpen, IND	2006
2	Lenny Willis, OSU	1974
	Derrick Mason, MSU	1995
	Tutu Atwell, MINN	1997
	Nick Davis, WIS	1999
	Herb Haygood, MSU	2001
	Dorien Bryant, PUR	2007

Career	Player	TDs
5	Stan Brown, PUR	1968–70
4	DeAndrea Cobb, MSU	2003–04
3	Derrick Mason, MSU	1993–96
	Marcus Thigpen, IND	2005–present
	Dorien Bryant, PUR	2004–07
2	Red Grange, ILL	1923–25
	Pug Rentner, NU	1930–31
	Dean Sensenbaugher, OSU	1943–47
	Danny Crooks, WIS	1969–71
	Lenny Willis, OSU	1974
	Ira Matthews, WIS	1975–78
	Derek Hughes, MSU	1978–81
	Desmond Howard, MICH	1989–91
	Tutu Atwell, MINN	1994–97
	Derin Graham, IND	1998–00
	Kahlil Hill, IOWA	1998–01
	Herb Haygood, MSU	1998–01
	Nick Davis, WIS	1998–01
	Ted Ginn, Jr., OSU	2004–06

Long Plays (in yards)

100 27 times, last by Marcus Thigpen, IND at Ball State 9/9/2006

INTERCEPTIONS

Most Interceptions	Player	Year
4	Clarence Bratt, WIS vs. MINN	10/20/1954
	Mike Gow, ILL at Stanford	9/21/1974
	Paul Beery, PUR vs. WIS	10/9/1976
	John Miller, MSU vs. MICH	10/10/1987

Season	Player	Int.
11	Al Brosky, ILL	1950
	Al Brosky, ILL	1951
	Jim Leonhard, WIS	2002
10	Tom Curtis, MICH	1968
	Mike Gow, ILL	1973
9	Chuck Lentz, MICH	1949
	Mike Sensibaugh, OSU	1969
	Neovia Greyer, WIS	1970
	Craig Cassady, OSU	1975
	Todd Krumm, MSU	1987
8	Nile Kinnick, IOWA	1939
	Harold Van Every, MINN	1939
	Al Brosky, ILL	1952
	George Donnelly, ILL	1964
	Tom Curtis, MICH	1969
	Mike Sensibaugh, OSU	1970
	Neal Colzie, OSU	1974
	Tim Wilbur, IND	1979
	Lou King, IOWA	1981
	John Miller, MSU	1987
	Kurt Larson, MSU	1988
	Charles Woodson, MICH	1997

Career	Player	Int.
30	Al Brosky, ILL	1950–52
25	Tom Curtis, MICH	1967–69
22	Mike Sensibaugh, OSU	1968–70
21	Jamar Fletcher, WIS	1998–00
	Jim Leonhard, WIS	2001–04
19	Fred Bruney, OSU	1950–52
	Mike Gow, ILL	1972–74
	Tim Wilbur, IND	1979–80, '82
18	Nile Kinnick, IOWA	1937–39
	Neovia Greyer, WIS	1969–71
	Devon Mitchell, IOWA	1982–85
	Todd Krumm, MSU	1985–87
	Jeff Messenger, WIS	1991–94
	Charles Woodson, MICH	1995–97

Yards	Game	Year
152	Ron Bess, ILL vs. Notre Dame (2 int.)	10/21/1967
140	Walt Bowser, MINN at MSU (2 int.)	11/14/1970
116	Tom Worthington, NU vs. IND (3 int.)	10/27/1947
105	Ross Finchtner, PUR vs. MINN (3 int.)	11/14/1959
103	Bob Radcliffe, WIS vs. Navy (2 int.)	10/15/1949
	Ed Withers, WIS vs. IOWA (1 int.)	10/14/1950
100	Coots Cunningham, WIS at PUR (1 int.)	11/6/1907
	Jack Wink, WIS at Great Lakes (1 int.)	10/17/1942
	Dave Brown, OSU at PUR (1 int.)	10/18/1986
	Marlon Kerner, OSU at PUR (1 int.)	10/23/1993
	Will Allen, OSU vs. San Diego State (1 int.)	9/6/2003

Season	Player	Int.
207	Alan Zemaitis, PSU (4 int.)	2003
203	Walter Bowser, MINN (6 int.)	1970
	Phil Parker, MSU (7 int.)	1983
202	Brett Whitley, NU (7 int.)	1987
198	Ron Bess, ILL (7 int.)	1967
197	Al Brosky, ILL (11 int.)	1951
194	Derek Ross, OSU (7 int.)	2001
182	Tom Curtis, MICH (10 int.)	1968
179	Jamar Fletcher, WIS (7 int.)	2000
169	Adrian Beasley, PUR (5 int.)	1999

INDIVIDUAL RECORDS - ALL GAMES

Career

459	Jamar Fletcher, WIS (21 int.)	1998-00
431	Tom Curtis, MICH (25 int.)	1967-69
360	Tim Wilbur, IND (19 int.)	1978-82
356	Al Brosky, ILL (30 int.)	1950-52
319	Tom Worthington, NU (14 int.)	1946-49
285	Neovia Greyer, WIS (18 int.)	1969-71
284	Mike Gow, ILL (19 int.)	1972-74
283	Sean Lumpkin, MINN (12 int.)	1988-91
276	Rod Woodson, PUR (11 int.)	1983-86
272	Craig Swoope, ILL (13 int.)	1982-85

Touchdowns

Season

3	Jamar Fletcher, WIS	1998
2	Bob Radcliffe, WIS	1949
	Thom Darden, MICH	1971
	Neal Colzie, OSU	1973
	Mike Gow, ILL	1974
	Dave Edwards, ILL	1983
	Jeff Rosga, MINN	1993
	Plez Atkins, IOWA	1995
	Tom Knight, IOWA	1995
	Eric Allen, IND	1996
	Mike Rose, PUR	1997
	Jamar Fletcher, WIS	1999
	Christian Morton, ILL	2001
	Rich Gardner, PSU	2002

Career

5	Jamar Fletcher, WIS	1998-00
4	Tim Wilbur, IND	1978-82
3	Bob Radcliffe, WIS	1949-50
	Mike Gow, ILL	1972-74
	Rod Woodson, PUR	1983-86
	Tom Knight, IOWA	1993-96
	Cyril Weems, WIS	1993-96
	Mike Rose, PUR	1996-99
2	Jim Nettles, WIS	1961-63
	Thom Darden, MICH	1969-71
	Neal Colzie, OSU	1972-74
	Steve Wagner, WIS	1973-75
	Dave Edwards, ILL	1980-84
	William White, OSU	1984-87
	David Brown, OSU	1986-89
	Lance Dottin, MICH	1988-91
	Jeff Rosga, MINN	1989-93
	Plez Atkins, IOWA	1994-97
	Eric Allen, IND	1994-97
	Damon Moore, OSU	1995-98
	Andy Katzenmoyer, OSU	1996-97
	Christian Morton, ILL	2000-02
	Rich Gardner, PSU	2000-03
	Brandon Mitchell, OSU	2003-06

Longest Interception Return (in yards)

100 14 times, last by Will Allen, OSU vs. San Diego State 9/6/2003

SACKS

Most Sacks

Game

6	Tim Jordan, WIS vs. NU	10/19/1985
5	Mark Messner, MICH vs. NU	10/31/1987
	Travis Davis, MSU vs. OSU	10/31/1987
	Leroy Smith, IOWA vs. OSU	11/2/1991
	Mike Thompson, WIS vs. NU	10/9/1993
	Simeon Rice, ILL vs. Washington St.	9/1/1994
	Tim Burke, WIS vs. IOWA	10/24/1998
	Wendell Bryant, WIS vs. PSU	9/22/2001
	Alex Lewis, WIS vs. PUR	10/18/2003
4	23 times, most recently by	
	Will Davis, ILL at IND	9/22/2007
	Vernon Gholston, OSU vs. WIS	11/3/2007

Season

22	Tom Burke, WIS	1998
18.5	Lamanzer Williams, MINN	1997
18	Leroy Smith, IOWA	1991
16	Larry Bethea, MSU	1977
	Simeon Rice, ILL	1994
	Karon Riley, MINN	1999
	Greg Middleton, IND	2007
15	Mike Poloskey, ILL	1991
	Rosevelt Colvin, PUR	1998
	Julian Peterson, MSU	1999
	Michael Haynes, PSU	2002

Career

44.5	Simeon Rice, ILL	1992-95
42	Jared DeVries, IOWA	1995-98
36	Mark Messner, MICH	1985-88
	Mike Vrabel, OSU	1993-96
35	Rosevelt Colvin, PUR	1995-98
34.5	Adewale Ogunleye, IND	1996-99
33.5	Shaun Phillips, PUR	2000-03
33	Larry Bethea, MSU	1975-77
	Mike Wells, IOWA	1990-93
	Tarek Saleh, WIS	1993-96
	Courtney Brown, PSU	1996-99

TACKLES FOR LOSS

Most Tackles for Loss

Game

7	Jeff Zgonina, PUR vs. NU	10/3/1992
	Julian Peterson, MSU at OSU	11/7/1998
	Larry Foote, MICH at IOWA	10/27/2001
	Rob Ninkovich, PUR at IND	11/19/2005
6.5	Alex Lewis, WIS vs. PUR	10/18/2003
6	Tom Kingsbury, PUR at NU	11/1/1980
	Darryl Sims, WIS vs. NU	10/30/1982
	Tim Jordan, WIS vs. NU	10/19/1985
	Mark Messner, MICH vs. NU	10/31/1987
	Leroy Smith, IOWA vs. OSU	11/2/1991
	William Carr, MICH vs. MINN	10/28/1995
	Courtney Brown, PSU vs. WIS	11/22/1997
	Jeff Weisse, ILL vs. Middle Tennessee St.	9/12/1998
	Julian Peterson, MSU vs. Oregon	9/2/1999
	Sean Hoffman, MINN vs. NU	10/2/1999
	Akin Ayodele, PUR at Cincinnati	9/2/2001
	Larry Foote, MICH at Washington	9/8/2001
	Wendell Bryant, WIS vs. PSU	9/22/2001
5	35 times, most recently by	
	Will Davis, ILL at IND	9/22/2007
	Shawn Crable, MICH at NU	9/29/2007

Season

31	Tom Burke, WIS	1998
30	Julian Peterson, MSU	1999
29	Courtney Brown, PSU	1999
28.5	Shawn Crable, MICH	2007
28	Jeff Zgonina, PUR	1992
26.5	Anthony Spencer, PUR	2006
26	Mark Messner, MICH	1988
	Mike Vrabel, OSU	1995
	Casey Dailey, NU	1997
	Larry Foote, MICH	2001

Career

78	Jared DeVries, IOWA	1995-98
72	Jeff Zgonina, PUR	1989-92
70	Mark Messner, MICH	1985-88
	Courtney Brown, PSU	1996-99
69	Simeon Rice, ILL	1992-95
66	Mike Vrabel, OSU	1993-96
64	Adewale Ogunleye, IND	1996-99
61	Rosevelt Colvin, PUR	1995-98
60.5	Shaun Phillips, PUR	2000-03
59	Matt Finkes, OSU	1993-96

TEAM RECORDS - ALL GAMES

RUSHING

Most Attempts

Game		
136	MINN at NU	11/25/1905
92	PUR vs. IOWA	10/26/1968
87	MINN vs. North Dakota	9/22/1973
85	MICH at MINN	10/23/1971
84	IND vs. Temple	10/18/1952
	OSU at ILL	11/3/1973
83	MICH vs. Virginia	9/18/1971
82	IOWA vs. South Dakota	10/5/1940
	IOWA vs. MINN	11/2/1968
	OSU vs. Texas Christian	9/27/1969

Season

842	MICH	1971
769	OSU	1977
738	MICH	1975
683	MINN	2003
658	IND	1977
656	PUR	1972
649	MINN	1972
645	WIS	2002
636	WIS	1999
629	OSU	2002

Most Yards Gained

Game		
832	MINN at NU	11/25/1905
718	OSU vs. Mount Union	9/27/1930
573	MSU at PUR	10/30/1971
	MICH vs. NU	10/18/1975
564	IND at Kentucky	9/17/1994
562	ILL vs. Illinois Normal	9/16/1944
551	WIS at NU	11/16/1974
548	WIS vs. Wyoming	10/6/1973
524	MICH vs. IOWA	11/15/69

Season

4,199	OSU	1974
4,144	MICH	1976
3,978	MICH	1971
3,759	MINN	2003
3,338	ILL	2007
3,305	WIS	1999
3,277	MINN	2005
3,242	WIS	1996
3,217	MICH	1992
3,175	MICH	1990

Per game

349.9	OSU (4,199 in 12)	1974
345.3	MICH (4,144 in 12)	1976
331.5	MICH (3,978 in 12)	1971
289.2	MINN (3,759 in 13)	2003
287.5	WIS (3,162 in 11)	1974
275.4	WIS (3,305 in 12)	1999
273.1	MINN (3,277 in 12)	2005
270.8	WIS (2,437 in 9)	1957
269.2	MSU (2,961 in 11)	1974
268.1	MICH (3,217 in 12)	1992

Touchdowns

Game

11	MSU vs. NU	11/18/1989
10	IOWA vs. Utah State	9/28/1957
	IOWA vs. Texas-El Paso	9/27/1986
9	MICH at CHI	10/21/1939
	MINN vs. Montana	9/21/1985
8	MICH vs. IOWA	11/6/1971
	MICH vs. IND	10/25/1975
	MICH vs. ILL	11/1/1986

Season

48	OSU	1974
47	MICH	1971
46	MINN	2003
45	PSU	1994
43	MICH	1976
38	WIS	1974
	IOWA	1990
37	IND	1988
	MSU	1989

PASSING

Most Attempts

Game

83	PUR at WIS	10/10/1998
75	PUR vs. Washington St.	12/31/2001
71	NU vs. MICH	10/23/1982
70	NU vs. UCLA	12/30/2005
69	ILL at OSU	11/8/1980
67	MINN vs. OSU	11/7/1981
	ILL at PUR	10/12/1985
66	MINN at PSU	9/4/1993
65	PUR vs. WIS	11/6/1999
	PUR vs. OSU	10/28/2000
	PUR vs. NU	10/15/2005

Season

594	PUR	1998
	PUR	2007
568	PUR	1999
541	PUR	2006
529	NU	2007
528	PUR	2000
512	NU	2005
506	MSU	2003
500	MINN	1993
486	PUR	2004

Most Completions

Game

55	PUR at WIS	10/10/1998
45	NU vs. MICH	10/23/1982
44	IOWA vs. IND	10/29/1988
43	ILL at OSU	11/8/1980
41	NU vs. MINN	10/13/2007
40	PUR vs. MSU	10/16/1999
	PUR vs. NU	10/15/2005
39	PUR at PSU	10/17/1998
	PUR vs. OSU	10/28/2000
	NU at Texas Christian	9/2/2004
	PUR vs. Eastern Illinois	9/8/2007

Season

377	PUR	1998
369	PUR	2007
342	PUR	1999
322	PUR	2006
	NU	2007
320	NU	2005
315	PUR	2000
312	MSU	2003
297	PUR	2004
292	PUR	1985

Yards

Game

621	ILL vs. OSU	11/8/1980
604	PUR vs. MINN	10/3/1998
590	PUR vs. IND	11/20/2004
584	IOWA vs. NU	11/7/1987
580	PUR vs. Central Mich.	9/18/1999
568	PUR vs. MSU	10/16/1999
546	PUR vs. Central Mich.	12/26/2007
539	PUR vs. NU	9/25/1999
528	PUR vs. Georgia	1/1/2000
520	NU at MSU	10/6/2007

Season

4,208	PUR	1998
4,082	PUR	2006
3,993	PUR	2007
3,986	PUR	1999
3,854	PUR	2004
3,796	IOWA	1987
3,760	PUR	1985
3,713	PUR	2000
3,695	NU	2007
3,681	NU	2005

Per game

341.8	PUR	1985
332.2	PUR	1999
323.7	PUR	1998
321.2	PUR	2004
309.4	PUR	2000
307.9	NU	2007
307.2	PUR	2007
306.8	NU	2005
300.9	IOWA	1985
298.0	OSU	1998

Completion Pct.

Game (minimum 10 completions)

1.000	IOWA vs. NU	11/9/2002
.950	IOWA vs. Ball State	9/3/2005
.947	WIS vs. NU	10/9/1993
.929	IOWA vs. MINN	11/17/2001
.917	MSU at MINN	11/10/1990
.909	OSU vs. UCLA	10/7/1961
	MICH vs. Notre Dame	9/14/1991
.870	MSU vs. IND	10/13/2007
.867	IOWA vs. IND	10/26/1984
	IOWA vs. NU	10/27/1990
	PUR vs. Ball State	9/11/2004

Season (minimum 100 completions)

.675	WIS (191-283)	1993
.661	MSU (252-381)	2005
.658	PUR (265-403)	1980
.657	IOWA (276-420)	1985
.652	ILL (276-423)	1984
	MICH (199-305)	1992
.650	IOWA (210-323)	2001
	OSU (221-340)	2006
.649	OSU (196-302)	2005
.648	MICH (186-287)	1991
	PSU (214-330)	1994

Touchdowns

Game

7	IOWA vs. NU	11/7/1987
	OSU at Pittsburgh	9/23/1995
	PUR vs. IND	10/20/2004
	MSU at ILL	9/24/2005
6	IND vs. Nebraska	10/14/1944
	ILL at OSU	11/8/1980
	IOWA at NU	10/26/1985
	MINN vs. PUR	10/9/1993
	PUR vs. MINN	10/3/1998
	PUR at NU	11/7/1998
	PUR vs. IND	11/21/1998
	MSU vs. IOWA	10/2/1999
	PUR vs. Eastern Illinois	9/8/2007

Season

43	PUR	1998
38	PUR	2004
33	OSU	1995
31	OSU	2006
30	IOWA	1985
	PUR	2007
29	MINN	1993
	ILL	2001
28	OSU	1996
	PUR	2000
	IND	2007

TOTAL OFFENSE

Plays

Game

109	MINN vs. IND	11/4/1978
107	MICH vs. MINN	10/26/1968
	PUR vs. Washington St.	12/31/2001
106	NU at PUR	11/11/1989
104	PUR at WIS	11/2/1996
	MINN vs. PUR	9/24/2005
103	PUR vs. MSU	10/25/1980
	PUR at WIS	10/10/1998
	NU vs. ILL	11/18/2000
102	NU vs. UCLA	12/30/2005

Season

1,034	PUR	2002
1,014	MICH	2003
1,007	PUR	2007
992	NU	2000
989	PUR	1998
977	MICH	2002
974	NU	2005
973	MSU	2007
971	IOWA	1987
	PUR	2000
	PUR	2003

TEAM RECORDS – ALL GAMES

Yards

Game		
763	PUR vs. IND	11/20/2004
742	MINN vs. Ohio	9/11/1982
723	ILL vs. Illinois Normal	9/16/1944
718	OSU vs. Mount Union	9/27/1930
715	OSU vs. Utah	9/27/1986
	MICH vs. Mississippi	1/1/1991
713	IOWA vs. NU	10/8/1983
705	MSU at ILL	9/24/2005
704	MINN vs. Toledo	9/4/2004
698	MSU at PUR	10/30/1971

Season

6,430	MINN	2003
6,222	OSU	1995
6,152	PSU	1994
6,004	NU	2005
5,971	OSU	1998
5,937	MINN	2005
5,879	PUR	2002
5,820	PUR	2006
5,807	MICH	2003
5,719	PUR	1998

Per game

512.7	PSU (6,152 in 12)	1994
500.3	NU (6,004 in 12)	2005
497.6	OSU (5,971 in 12)	1998
497.3	MSU (5,470 in 11)	2005
494.8	MINN (5,937 in 12)	2005
494.6	MINN (6,430 in 13)	2003
493.2	OSU (4,439 in 9)	1974
490.4	OSU (5,285 in 12)	1996
481.3	MSU (5,294 in 11)	1978
478.6	OSU (6,222 in 13)	1995

FIRST DOWNS

Rushing

Game		
32	WIS at NU	11/16/1974
31	PUR vs. IOWA	10/26/1968
	MINN vs. Ohio	9/26/1970
30	OSU vs. NU	10/28/1978
	IND vs. Kentucky	9/15/1984
29	MICH at IOWA	11/15/1969
	MICH vs. Virginia	9/18/1971
27	OSU vs. ILL	11/5/1977
	MINN vs. IND	11/1/2003
26	OSU vs. NU	10/26/1974
	MSU vs. NU	11/15/1975
	IND vs. NU	10/1/1988
	NU at ILL	11/22/2003

Season

229	MICH	1971
220	OSU	1974
211	MICH	1976
199	MINN	2003
175	WIS	1996
172	IND	1988
170	ILL	2007
167	MSU	1990
	MINN	2005
163	ILL	1995

Passing

Game		
26	ILL vs. OSU	11/8/1980
	PUR at WIS	10/10/1998
25	PUR vs. Central Mich.	12/26/2007
24	PUR vs. MINN	10/3/1998
	PUR vs. IND	11/20/2004
	NU at PUR	10/15/2005
23	PUR vs. IOWA	11/8/1980
	NU vs. MICH	10/23/1982
	MSU vs. PUR	11/14/1998
	PUR at NU	10/14/2006

Season

206	PUR	1998
202	PUR	1999
195	PUR	2006
190	PUR	2007
182	PUR	2000
175	NU	2007
170	PUR	1984
	PUR	2004
168	NU	2005
164	PUR	1980
	PUR	1985
	MICH	2003

Total

Game		
39	OSU vs. Drake	10/12/1935
38	PUR at WIS	11/2/1996
37	WIS at NU	11/16/1974
	MICH at NU	11/11/1978
	PUR vs. IND	11/20/2004
36	IOWA vs. Washington St.	9/27/1969
	ILL vs. OSU	11/8/1980
	OSU vs. Utah	9/27/1986
	MINN vs. WIS	10/23/1993
	PSU vs. Temple	9/16/1995
	NU at ILL	11/19/2005

Season

328	NU	2005
326	MINN	2003
315	PUR	1998
314	PUR	2007
311	MICH	2003
305	PUR	1999
	PUR	2006
303	OSU	1995
	PUR	2000
302	PUR	2002

SCORING

Points

Game		
146	MINN vs. Grinnell	10/22/1904
130	MICH vs. West Virginia	10/22/1904
128	MICH vs. Buffalo	10/26/1901
	OSU vs. Oberlin	10/14/1916
119	MICH vs. Mich. Ag.	10/8/1902
112	MINN vs. Macalester	9/30/1903
107	MICH vs. IOWA	11/8/1902
102	MINN vs. Grinnell	11/1/1902

Season

725	MINN	1904
644	MICH	1902
618	MINN	1903
564	PSU	1994
542	MINN	1905
503	MINN	2003
484	IOWA	2002
476	OSU	1995
460	MICH	2003
455	OSU	1996

Per game

58.5	MICH (644 in 11)	1902
55.8	MINN (725 in 13)	1904
49.7	MINN (348 in 7)	1916
49.3	MINN (542 in 11)	1905
47.0	PSU (564 in 12)	1994
42.6	OSU (383 in 9)	1969
41.2	MINN (618 in 15)	1903
39.4	MICH (394 in 10)	1947
38.7	MINN (503 in 13)	2003
37.9	OSU (455 in 12)	1996

Touchdowns

Game		
26	MINN vs. Grinnell	10/22/1904
19	OSU vs. Oberlin	10/14/1916
12	MICH at CHI	10/21/1939
	OSU vs. IOWA	10/28/1950
11	MSU at Arizona	11/19/1949
	MSU vs. NU	11/18/1989
10	MICH vs. Pittsburgh	10/11/1947
	IOWA vs. Utah State	9/28/1957
	WIS vs. New Mexico St.	9/29/1962
	MICH vs. NU	10/18/1975
	MICH vs. ILL	11/7/1981
	IOWA vs. Texas-El Paso	9/27/1986

Season

106	MINN	1904
92	MINN	1905
86	MINN	1903
76	PSU	1994
66	MINN	2003
63	OSU	1995
61	OSU	1996
	MICH	2003
	OSU	2006
60	IOWA	2002

Field Goals

Game		
7	PUR vs. Rose Poly	10/27/2000
5	ILL vs. PUR	10/10/1973
	PUR vs. MSU	10/25/1980
	ILL at WIS	10/23/1982
	ILL vs. WIS	10/6/1984
	MICH vs. MINN	11/5/1988
	MSU vs. WIS	11/19/1988
	ILL vs. MSU	10/20/1990
	MICH vs. ILL	11/10/1990
	IOWA vs. Washington	12/29/1995
	MINN at PSU	10/18/1997
	MSU vs. NU	10/31/1998
	MSU vs. OSU	11/7/1998
	PSU vs. MSU	11/28/1998
	ILL vs. WIS	10/20/2001
	MINN vs. Arkansas	12/30/2002
	OSU at NC State	9/18/2004
	IOWA at MINN	11/13/2004
	OSU vs. Texas	9/10/2005
	NU vs. PSU	9/24/2005

Season

25	MICH	1994
	MINN	2000
	OSU	2002
	PUR	2003
24	OSU	2004
23	MSU	1998
22	WIS	1992
	ILL	2001
	PUR	2001
	MSU	2003
	MSU	2004
	OSU	2005
	PSU	2006

Most PAT Made

Game		
15	MINN vs. Grinnell	10/22/1904
14	OSU vs. Oberlin	10/14/1916
11	OSU vs. IOWA	10/28/1950
10	MICH at CHI	10/21/1939
	MICH vs. ILL	11/7/1981
	MSU vs. NU	11/18/1989
9	WIS vs. New Mexico St.	9/29/1962
	IOWA vs. Cincinnati	9/15/1990
	IOWA vs. Iowa State	9/20/1997
	ILL vs. Virginia	12/30/1999
	MINN vs. Murray State	10/27/2001
	MINN vs. Toledo	9/4/2004
	PUR vs. IND	11/20/2004
	PSU at ILL	10/22/2005
	MINN vs. IND	11/4/2006

Season

76	MINN	1905
74	MINN	1904
69	PSU	1994
62	MINN	1902
61	MINN	2003
58	OSU	1995
	MICH	2003
57	IOWA	2002
	MICH	2003
	OSU	2006

Most Safeties

Game		
2	IOWA at PUR	11/4/1939
	WIS at PUR	10/20/1951
	PUR at IND	11/19/1955
	MICH vs. Navy	9/25/1976
	MINN at IND	10/17/1981
	PSU vs. IOWA	10/23/2004

Season

4	WIS	1951
3	MICH	1976
	IND	1989
	MICH	1998

TEAM RECORDS - ALL GAMES

PUNTING

Punts

Game		
28	MINN vs. IND	11/24/1906
24	MICH at OSU	11/25/1950
21	OSU vs. MICH	11/25/1950
16	OSU vs. NU	10/28/1933
	IOWA vs. Notre Dame	11/11/1939
15	OSU at MICH	10/21/1933
	OSU vs. Texas Christian	9/25/1937
	OSU at New York U.	10/29/1938
14	MICH vs. ILL	11/4/1950
	IND at WIS	11/3/1951
	ILL vs. Missouri	9/28/1968

Season

87	NU	1978
	IOWA	2007
86	ILL	1971
	NU	1998
85	IOWA	1978
	NU	1999
84	PUR	1941
83	MICH	1950
	IND	1971
	PUR	2001

Yards

Game		
723	MICH at OSU	11/25/1950
685	OSU vs. MICH	11/25/1950
551	ILL vs. Arizona	9/16/1995
	MICH vs. OSU	11/17/2007
531	ILL vs. NU	10/28/1939
527	OSU vs. Ohio Wesleyan	10/1/1932
521	ILL vs. Missouri	9/28/1968
514	WIS at MICH	9/23/2006
511	MINN vs. Nebraska	9/15/1984
504	WIS vs. Miami (Fla.)	9/9/1989

Season

3,553	OSU	2003
3,551	IOWA	2007
3,514	PUR	2001
3,443	MSU	2003
3,404	NU	1999
3,315	IOWA	2003
3,306	ILL	1995
3,303	PUR	2003
3,252	OSU	1997
3,212	PUR	1988

Average

Game (minimum 4 punts)		
56.6	NU at Air Force (5-283)	1994
56.5	OSU at ILL (4-226)	1975
55.8	IOWA vs. Nebraska (6-335)	1981
55.3	MSU vs. Central Mich. (6-332)	2004
54.5	WIS vs. MICH (4-218)	2000
54.0	IND at Rice (4-216)	1988
53.8	MSU at Notre Dame (5-269)	2003
	MSU at MICH (4-215)	2006
53.6	MINN vs. NU (7-375)	1984
53.3	MICH vs. Oregon State (NA)	1959

Season

47.1	OSU	1984
46.1	MINN	1984
45.4	IOWA	1981
45.3	NU	1982
	MSU	2003
44.8	MSU	2004
44.5	OSU	1979
	WIS	2005
44.4	ILL	2004
44.3	WIS	2000

Net Punting

Season		
42.5	WIS	2000
41.2	IND	1996
41.1	PSU	2007
41.0	OSU	2003
40.7	MSU	2003
40.5	NU	1982
40.4	PUR	1989
40.2	WIS	1998
	MSU	1999
40.0	PSU	2006

PUNT RETURNS

Returns

Game		
11	MICH vs. Pittsburgh	10/11/1947
	WIS vs. IND	11/3/1951
10	MICH vs. CHI	10/8/1938
	PUR vs. WIS	10/20/1951
	MINN vs. Pacific	9/10/1994
9	NU vs. MINN	10/14/1950
	OSU at IND	10/16/1971
	OSU vs. MSU	11/10/1973
	OSU vs. NU	10/27/1973
	OSU vs. PSU	10/3/1998
	PSU at ILL	10/30/1999
	MINN vs. Buffalo	9/21/2002
	MSU vs. Western Mich.	8/30/2003
	PSU vs. Kent State	9/20/2003
	WIS vs. Temple	10/10/2005
	PSU at ILL	10/22/2005
	MICH vs. WIS	9/23/2006

Season

59	OSU	1998
53	MICH	1971
	OSU	1973
	PSU	1999
	MICH	2003
	OSU	2007
51	WIS	1951
	OSU	1996
	MICH	1997
	OSU	1997
	MINN	2002

Yards

Game		
277	WIS vs. IOWA	11/8/1947
196	MICH vs. Pittsburgh	10/11/1947
178	OSU vs. MSU	11/10/1973
175	IND vs. WIS	10/24/1970
171	WIS vs. Temple	10/10/2005
150	PUR vs. Central Mich.	9/18/1999
149	PUR vs. PSU	10/11/2003
148	PUR vs. Pittsburgh	11/13/1948
	NU vs. MINN	10/14/1950
	PSU at ILL	10/22/2005

Season

805	OSU	1973
800	IND	1942
791	MICH	1947
673	MICH	2003
636	IOWA	1997
628	IOWA	2003
602	OSU	2004
597	MSU	1999
589	IOWA	1996
588	PSU	1993

Per return (minimum 20)

18.0	MICH	1947
17.5	WIS	1947
17.0	IOWA	1940
16.7	IOWA	1997
16.3	OSU	2004
15.9	MINN	1973
15.5	PUR	1972
	IOWA	1996

KICKOFF RETURNS

Returns

Game		
12	NU at MSU	11/18/1989
10	WIS at OSU	11/8/1969
	WIS vs. MICH	10/1/1988
	MINN vs. MICH	11/13/1993
9	MICH at OSU	11/23/1968
	MINN vs. Nebraska	9/17/1983
	PUR at Notre Dame	9/24/1988
	PUR vs. IND	11/19/1988
	PUR at MSU	10/27/1990
	PUR at Notre Dame	9/24/1994
	MSU at PSU	11/26/1994
	IOWA at OSU	10/28/1995
	ILL at MINN	9/30/2000
	MSU at WIS	11/15/2003
	NU at OSU	9/22/2007
	PUR vs. Central Mich.	12/26/2007

Season

85	NU	1981
70	NU	1989
64	IOWA	1973
62	IND	2000
61	WIS	1988
	MINN	2007
60	MINN	1983
	PUR	2007
56	PUR	1988
	PUR	1990
	IND	2002
	WIS	2007

Yards

Game		
271	MINN at Florida Atlantic	9/15/2007
270	NU vs. Texas Christian	9/7/2002
261	MINN vs. Iowa State	9/13/1997
260	MSU at PSU	11/26/1994
256	OSU at Pittsburgh	9/17/1988
250	MINN vs. San Jose St.	9/12/1992
241	MICH vs. OSU	11/25/1961
236	NU vs. IOWA	10/3/1981
232	NU at OSU	9/22/2007
225	NU vs. Southern Calif.	1/1/1996

Season

1,434	PUR	2007
1,418	MINN	2007
1,381	IOWA	1973
1,361	MSU	2007
1,257	MINN	1997
1,229	NU	2002
1,216	IND	2000
1,208	NU	2007
1,207	OSU	1988
1,205	NU	1989

Per return (minimum 30 returns)

27.9	MICH	1940
27.3	MICH	1990
25.7	MSU	2007
25.2	PUR	1962
25.1	PUR	1962
	IOWA	2002
24.9	PUR	2004
24.6	MINN	1997
	MICH	2004
24.1	PUR	1969
	NU	2002

Touchdowns

Season		
3	PUR	1970
	MSU	2003
	IND	2006
	PUR	2007
2	OSU	1974
	MSU	1995
	MINN	1997
	MSU	2001
	IOWA	2002

INDIVIDUAL/TEAM RECORDS – CONFERENCE GAMES

INDIVIDUAL SINGLE GAME

Total Offense

Most Plays:

- 84 Drew Brees, PUR at WIS (1 run, 83 pass), 10/10/1998
- 82 Drew Brees, PUR vs. WIS (18 run, 64 pass), 11/6/1999
- 76 Dave Wilson, ILL at OSU (7 run, 69 pass), 11/8/1980
- Sandy Schwab, NU vs. MICH (5 run, 71 pass), 10/23/1982

Most Yards Gained:

- 585 Dave Wilson (-36 run, 621 pass), ILL at OSU, 11/8/1980
- 536 Tim Schade (58 run, 478 pass), MINN at PSU, 9/4/1993
- 530 Kyle Orton (8 run, 522 pass), PUR vs. IND, 11/20/2004

Yards Per Play (minimum 10 plays):

- 25.8 Lee Evans (10-258 receiving), WIS vs. MSU, 11/15/2003
- Rob Lytle (10-180 rushing), MICH vs. MSU, 10/9/1976
- Courtney Roby (11-198 receiving), IND vs. IOWA, 10/19/2002
- 17.9 Mike Pruitt (10-179 rushing), PUR vs. IOWA, 11/2/1974

Rushing

Most Attempts:

- 57 Kent Kitzmann (266 yds.), MINN at ILL, 11/12/1977
- 56 Lorenzo White (292 yds.), MSU vs. IND, 11/4/1987

Most Yards Gained:

- 377 Anthony Thompson (52 att.), IND at WIS, 11/11/1989
- 350 Eric Allen (29 att.), MSU at PUR, 10/30/1971
- 347 Ron Johnson (31 att.), MICH vs. WIS, 11/16/1968

Most Yards Per Play (minimum 10 rushes):

- 18.0 Rob Lytle (10-180), MICH vs. MSU, 10/9/1976
- 17.9 Mike Pruitt (10-179), PUR vs. IOWA, 11/2/1974

Longest Run From Scrimmage:

- 98 Mickey Erehart, IND at IOWA, 11/9/1912
- Darrell Thompson, MINN vs. MICH, 11/7/1987
- 96 Eddie Vincent, IOWA vs. PUR, 11/6/1954

Passing

Most Attempts:

- 83 Drew Brees (55 comp., 524 yds.), PUR at WIS, 10/10/1998
- 71 Sandy Schwab (45 comp., 436 yds.), NU vs. MICH, 10/23/1982

Most Completions:

- 55 Drew Brees (83 att., 524 yds.), PUR at WIS, 10/10/1998
- 45 Sandy Schwab (71 att., 436 yds.), NU vs. MICH, 10/23/1982
- 44 Chuck Hartlieb (60 att., 558 yds.), IOWA at IND, 10/29/1988

Most Yards Gained:

- 621 Dave Wilson (43 of 69), ILL at OSU, 11/8/1980
- 558 Chuck Hartlieb (44 of 60), IOWA at IND, 10/29/1988
- 522 Drew Brees (31 of 36), PUR vs. MINN, 10/3/1998
- Kyle Orton (33 of 54), PUR vs. IND, 11/20/2004

Best Completion Percentage (minimum 10 attempts):

- 1.000 Brad Banks, IOWA vs. NU (10 of 10), 11/9/2002
- .944 Darrell Bevell, WIS vs. NU (17 of 18), 10/9/1993
- .923 Jim Harbaugh, MICH vs. PUR (12 of 13), 11/9/1985

Most Consecutive Completions:

- 22 Chuck Long, IOWA at IND, 10/20/1984
- 15 Kyle Orton, PUR at WIS, 10/18/2003
- 14 Tony Eason, ILL at IOWA, 10/30/1982
- Kerry Collins, PSU at MINN, 9/3/1994

Most Interceptions Thrown:

- 7 Demetrius Brown, MICH at MSU (12 of 26), 10/10/1987
- 6 Tom O'Connell, ILL at IOWA (22 of 34), 11/8/1952
- Don Swanson, MINN at WIS (6 of 17), 11/20/1954

Most TD Passes:

- 7 Chuck Hartlieb (25 of 32, 471 yds.), IOWA at NU, 11/7/1987
(TD passes of 35, 22, 7, 7, 9, 44, 95 yds.)
- 6 Dave Wilson (43 of 69, 621 yds.), ILL at OSU, 11/8/1980
(TD passes of 24, 38, 8, 13, 2, 1 yds.)
- Chuck Long (19 of 26, 399 yds.), IOWA at NU, 10/26/1985
(TD passes of 28, 44, 89, 35, 25, 4 yds.)
- 8 Scott Eckers (24 of 36, 402 yds.), MINN vs. PUR, 10/9/1993
(TD passes of 11, 21, 31, 33, 1, 26)
- Drew Brees (31 of 36, 522 yds.), PUR vs. MINN, 10/3/1998
(TD passes of 46, 21, 10, 26, 2, 10)
- Drew Brees (24 of 42, 338 yds.), PUR at NU, 11/7/1998
(TD passes of 7, 8, 35, 7, 3, 70)
- Kyle Orton (33 of 54, 522 yds.), PUR vs. IND, 11/20/2004
(TD passes of 52, 23, 21, 17, 26, 12)

Longest Passing Play:

- 99 John Paci to Thomas Lewis, IND at PSU, 11/6/1993
- Drew Brees to Vinny Sutherland, PUR vs. NU, 10/25/1999
- 97 Ryan Mallett to Mario Manningham, MICH at WIS, 11/10/2007
- 96 Asad Abdul-Khaliq to Jared Ellerson, MINN at NU, 10/4/2003
- 95 Len Dawson to Erich Barnes, PUR vs. NU, 11/12/1955
- Chuck Hartlieb to Quinn Early, IOWA at NU, 11/7/1987
- Brad Banks to Dallas Clark, IOWA vs. PUR, 10/5/2002

Receiving

Most Receptions:

- 21 Chris Daniels, PUR vs. MSU (301 yds.), 10/16/1999
- 18 Randall Lane, PUR vs. WIS (178 yds.), 10/10/1998
- 17 Jon Harvey, NU vs. MICH (208 yds.), 10/23/1982
- 16 David Williams, ILL at PUR (164 yds.), 10/12/1985
- Jason Spear, IND vs. PUR (147 yds.), 11/22/1997
- Taylor Stubblefield, PUR at WIS (130 yds.), 10/18/2003
- Dorien Bryant, PUR vs. NU (153 yds.), 10/15/2005

Most Yards Gained:

- 301 Chris Daniels, PUR vs. MSU (21 catches), 10/16/1999
- 285 Thomas Lewis, IND at PSU (12 catches), 11/6/1993
- 258 Lee Evans, WIS vs. MSU (10 catches), 11/15/2003
- 256 Quinn Early, IOWA at NU (10 catches), 11/7/1987
- 255 Plaxico Burress, MSU vs. MICH (10 catches), 10/9/1999

Most TD Receptions:

- 5 Omar Douglas, MINN vs. PUR, 10/9/1993
- Lee Evans, WIS vs. MSU, 11/15/2003
- 4 Reggie Arnold, PUR vs. IOWA, 10/22/1977
- Quinn Early, IOWA at NU, 11/7/1987
- Derrick Alexander, MICH vs. MINN, 10/24/1992
- Bobby Engram, PSU vs. MINN, 9/4/1993
- Jonathan Orr, WIS at NU, 10/8/2005
- Ed Hinkel, IOWA vs. MINN, 11/19/2005
- James Hardy, IND vs. MSU, 10/28/2006

Scoring

Most Points:

- 36 Blake Ezor, MSU vs. NU (6 TD), 11/18/1989
- Levron Williams, IND vs. WIS (6 TD), 10/6/2001
- 32 Anthony Thompson, IND vs. NU (5 TD, 2XP), 10/7/1989
- 30 Red Grange, ILL vs. MICH (5 TD), 10/18/1924
- Ron Johnson, MICH vs. WIS (5 TD), 11/16/1968
- Mike Northington, PUR vs. IOWA (5 TD), 11/3/1973
- Billy Marek, WIS vs. MINN (5 TD), 11/23/1974
- Keith Byars, OSU vs. ILL (5 TD), 10/13/1984
- Omar Douglas, MINN vs. PUR (5 TD), 10/9/1993
- Mike Alstott, PUR at MINN (5 TD), 10/9/1993
- Ki-Jana Carter, PSU vs. MSU (5 TD), 11/26/1994
- Anthony Davis, WIS vs. MINN (5 TD), 11/23/2002
- Lee Evans, WIS vs. MSU (5 TD), 11/15/2003
- Brian Calhoun, WIS at ILL (5 TD), 10/29/2005

Most Touchdowns:

- 6 Blake Ezor, MSU vs. NU, 11/18/1989
- Levron Williams, IND vs. WIS, 10/6/2001
- 5 Red Grange, ILL vs. MICH, 10/18/1924
- Ron Johnson, MICH vs. WIS, 11/16/1968
- Mike Northington, PUR vs. IOWA, 11/3/1973
- Billy Marek, WIS vs. MINN, 11/23/1974
- Keith Byars, OSU vs. ILL, 10/13/1984
- Anthony Thompson, IND vs. NU, 10/7/1989
- Omar Douglas, MINN vs. PUR, 10/9/1993
- Mike Alstott, PUR at MINN, 10/9/1993
- Ki-Jana Carter, PSU vs. MSU, 11/26/1994
- Anthony Davis, WIS vs. MINN, 11/23/2002
- 5 Lee Evans, WIS vs. MSU, 11/15/2003
- Brian Calhoun, WIS at ILL, 10/29/2005

Most Field Goals:

- 5 Walter Eckersall, CHI at ILL, 11/19/1905
- Dan Beaver, ILL vs. PUR, 10/10/1973
- Rick Anderson, PUR vs. MSU, 10/25/1980
- Bob Atha, OSU vs. IND, 10/24/1981
- Mike Bass, ILL at WIS, 10/23/1982
- Chris White, ILL vs. WIS, 10/6/1984
- Mike Gillette, MICH vs. MINN, 11/5/1988
- John Langeloh, MSU vs. WIS, 11/19/1988
- Doug Higgins, ILL vs. MSU, 10/20/1990
- J.D. Carlson, MICH vs. ILL, 11/10/1990
- Adam Bailey, MINN at PSU, 10/18/1997
- Paul Edinger, MSU vs. NU, 10/13/1998
- Paul Edinger, MSU vs. OSU, 11/7/1998
- Travis Forney, PSU vs. MSU, 11/28/1998
- Kyle Schlicher, IOWA at MINN, 11/13/2004
- Joel Howells, NU vs. PSU, 9/24/2005

Longest Field Goal:

- 63 Morten Andersen, MSU at OSU (soccer style), 9/19/1981
- 62 Pat O'Dea, WIS vs. NU (drop kick), 10/14/1899
- Chip Lohmiller, MINN vs. IOWA (SS), 11/22/1986

Most PAT Attempts:

- 11 Vic Janowicz, OSU vs. IOWA (10 made), 10/28/1950
- John Langeloh, MSU vs. NU (10 made), 11/18/1989
- 10 Ali-Haji Shiekh, MICH vs. ILL (10 made), 11/7/1981

Most PAT Made:

- 10 Vic Janowicz, OSU vs. IOWA (11 att.), 10/28/1950
- Ali-Haji-Shiekh, MICH vs. ILL (10 att.), 11/7/1981
- John Langeloh, MSU vs. NU (11 att.), 11/18/1989

Punting

Most Punts:

- 24 Chuck Ortmann (723 yds.), MICH at OSU, 11/25/1950

Most Yards Punted:

- 723 Chuck Ortmann (24 punts), MICH at OSU, 11/25/1950
- 685 Vic Janowicz (21 punts), OSU vs. MICH, 11/25/1980

Best Average (minimum 4 punts):

- 57.3 Fred Morrison, OSU vs. WIS (4 for 229 yards), 10/22/1949
- 55.6 Paul Burton, NU vs. IND (5 for 283 yards), 9/30/1995
- 55.6 Adam Kelly, MINN vs. NU (7 for 389 yards), 10/20/1984

Longest Punt:

- 110 Pat O'Dea, WIS at NU, 10/25/1897 (field was 110 yards long)
- 96 George O'Brien, WIS at IOWA, 10/18/1952
- 92 Dick Crayne, IOWA at IND, 11/3/1934

Punt Returns

Most Returned:

- 10 Bill Lane, WIS vs. IND (83 yards), 11/3/1951
- 9 Nile Kinnick, IOWA vs. IND (201 yards), 10/7/1939
- Bruce Branch, PSU vs. ILL (103 yards), 10/30/1999
- Steve Breaston, MICH vs. WIS (116 yards), 9/23/2006

INDIVIDUAL/TEAM RECORDS – CONFERENCE GAMES

Most Yards Returned:

201 Nile Kinnick, IOWA vs. IND (9 ret.), 10/7/1939

Longest Punt Return:

95 Al Brenner, MSU at ILL, 10/1/1966
Bill Happell, IOWA at MINN, 11/17/1984
94 Lance Bennett, IND vs. MSU, 9/25/2004

Most Blocked:

2 Mike Enich, IOWA at PUR, 11/4/1939
Lonnie Young, MSU vs. MINN, 10/29/1983

Kickoff Returns

Most Returned:

9 Tim Dwight, IOWA at OSU (143 yds.), 10/28/1995
8 Rick Hoffman, IND vs. MICH (137 yds.), 10/30/1971
Craig Clemons, IOWA at MICH (165 yds.), 11/6/1971
Eric Scott, NU at OSU (184 yds.), 10/21/1993
Dorien Bryant, PUR vs. MSU (153 yds.), 11/10/2007

Most Yards Returned:

203 Ron Engel, MINN at MICH (7 ret.), 10/27/1951
197 Marcus Thigpen, IND at ILL (4 ret.), 10/7/2006
189 David Gilreath, WIS vs. MSU (7 ret.), 9/29/2007

Longest Kickoff Return:

100 Jack Brown, PUR vs. IND, 11/19/1938
George Rice, IOWA at PUR, 10/6/1951
Bill Wentz, OSU at ILL, 10/8/1960
Stan Brown, PUR vs. IND, 11/21/1970
Rick Upchurch, MINN at WIS, 11/23/1974
Ira Matthews, WIS vs. IOWA, 11/6/1976
Bobby Weber, MINN at OSU, 9/17/1977
Michael Jones, WIS vs. NU, 9/29/1984
Seth Smith, MICH vs. WIS, 10/29/1994
Derrick Mason, MSU at PSU, 11/26/1994
Aaron Stecker, WIS vs. MINN, 11/11/1995
Derin Graham, IND vs. WIS, 10/3/1998
Jermaine Mays, MINN at IND, 10/21/2000
Herb Haygood, MSU at NU, 9/29/2001
DeAndra Cobb, MSU at MINN, 10/18/2003
Ted Ginn, Jr., OSU at MINN, 10/29/2005

Interceptions

Most Passes Intercepted:

4 Clarence Bratt, WIS vs. MINN, 11/20/1954
Paul Beery, PUR at WIS, 10/9/1976
John Miller, MSU vs. MICH, 10/10/1987

Most Yards Interception Returns:

140 Walt Bowser, MINN at MSU (2 int.), 11/14/1970

Longest Pass Interception Return:

105 Coots Cunningham, WIS at PUR, 11/6/1907
Clark Sauer, CHI vs. NU, 10/22/1910
Clark Sauer, CHI vs. IND, 10/7/1911

Other Returns

Recovered Fumble Return:

96 Jeff Arneson, ILL at OSU, 10/10/1992
95 Combined (Nick Buonamici, 22, and Ray Griffin, 73),
OSU at IND, 10/30/1976
92 Dale Keneipp, IND at MINN, 11/4/1978

Blocked Kick Return:

100 Quintin Parker, ILL at WIS, 10/28/1989 (PAT att.)
92 Earl Falson, IND at MSU, 11/8/1958 (FG att.)

INDIVIDUAL SEASON

(Single number in parentheses is number of conference games played in the season)

Total Offense

Most Plays:

438 Drew Brees, PUR (75 run, 363 pass) (8), 2000
431 Drew Brees, PUR (59 run, 372 pass) (8), 1999
428 Tony Eason, ILL (79 run, 349 pass) (9), 1981
425 Sandy Schwab, NU (74 run, 351 pass) (9), 1982

Most Yards Gained

3,008 Tony Eason, ILL (-16 run, 3,024 pass) (9), 1981
2,903 Drew Brees, PUR (464 run, 2,439 pass) (8), 2000
2,854 Drew Brees, PUR (83 run, 2,771 pass) (8), 1998
2,762 Tony Eason, ILL (82 run, 2,680 pass) (9), 1982
2,735 Drew Brees, PUR (114 run, 2,621 pass) (8), 1999

Rushing

Most Attempts:

288 Lorenzo White, MSU (8), 1985
286 Anthony Thompson, IND (8), 1989
259 Lorenzo White, MSU (8), 1987

Highest Avg. Rushes Per Game:

36.0 Lorenzo White, MSU (8), 1985
35.8 Anthony Thompson, IND (8), 1989
35.7 Mike Adamle, NU (7), 1970

Most Yards Gained (Net):

1,549 Damien Anderson, NU (8), 2000 (234 att.)
1,470 Lorenzo White, MSU (8), 1985 (288 att.)
1,465 Larry Johnson, PSU (8), 2002 (166 att.)
1,399 Anthony Thompson, IND (8), 1989 (286 att.)
1,336 Tshimanga Biakabutuka, MICH (8), 1995 (193 att.)

Highest Avg. Per Game:

193.6 Damien Anderson, NU (8), 2000
Lorenzo White, MSU (8), 1985
183.1 Larry Johnson, PSU (8), 2002
174.9 Anthony Thompson, IND (8), 1989
167.3 Bill Daley, MICH (3), 1943

Highest Avg. Gain Per Rush:

20 to 40 Attempts: 11.9, Tom James, OSU, 1942 (20 att.)
41 to 50 Attempts: 8.8, Willie Fleming, IOWA, 1958 (41 att.)
51 to 75 Attempts: 8.8, Bob Mitchell, ILL, 1955 (53 att.)
Over 75 Attempts: 8.8, Larry Johnson, PSU, 2002 (166 att.)

Passing

Most Attempts:

373 Drew Brees, PUR (8), 1998
372 Drew Brees, PUR (8), 1999
363 Drew Brees, PUR (8), 2000
360 Curtis Painter, PUR (8), 2007
355 C.J. Bachér, NU (8), 2007

Most Completions:

248 Drew Brees, PUR (8), 1998
226 Drew Brees, PUR (8), 1999
222 Tony Eason, ILL (9), 1982
220 C.J. Bachér, NU (8), 2007
218 Curtis Painter, PUR (8), 2007

Best Completion Percentage:

.687 Darrell Bevell, WIS (8), 1993 (125-182)
.680 Jim Harbaugh, MICH (8), 1985 (104-153)
.674 Elvis Grbac, MICH (8), 1992 (95-141)
.673 Chuck Long, IOWA (9), 1984 (144-214)
Matt Rodgers, IOWA (6), 1991 (134-199)
Kerry Collins, PSU (8), 1994 (132-196)

Most Yards Gained:

3,024 Tony Eason, ILL (9), 1981
2,772 Drew Brees, PUR (8), 1998
2,680 Tony Eason, ILL (9), 1982

Most TD Passes:

28 Drew Brees, PUR (8), 1998
20 Tony Eason, ILL (9), 1981
Troy Smith, OSU (8), 2006
Joe Germaine, OSU (8), 1998
Brad Banks, IOWA (8), 2002

Highest Efficiency (minimum 15 attempts/game):

178.5 Jim Harbaugh, MICH (8) (104-153, .680, 1,479 yds.,
16 TD, 4 int.), 1985
177.8 Elvis Grbac, MICH (8) (99-149, .664, 1,370 yds.,
16 TD, 1 int.), 1991
171.2 Brad Banks, IOWA (8) (105-173, .607, 1,625 yds.,
19 TD, 4 int.), 2002
170.3 Michael Taylor, MICH (6) (59-96, .615, 922 yds.,
10 TD, 3 int.), 1989

Receiving

Most Receptions:

85 David Williams, ILL (9), 1984
79 Chris Daniels, PUR (8), 1999
78 Rodney Carter, PUR (8), 1985
68 Ricky Edwards, NU (9), 1983

Most Yards Gained:

1,070 David Williams, ILL (9), 1984 (85 catches)
1,034 David Boston, OSU (8), 1998 (53 catches)
975 Lee Evans, WIS (8), 2001 (50 catches)
913 Rodney Carter, PUR (8), 1985 (78 catches)

TD Passes Caught:

13 Desmond Howard, MICH (8), 1991 (44 catches)
11 Anthony Carter, MICH (8), 1980 (36 catches)
Omar Douglas, MINN (8), 1993 (54 catches)
David Boston, OSU (8), 1998 (53 catches)
Braylon Edwards, MICH (8), 2003 (49 catches)

Scoring

Most Points:

120 Keith Byars, OSU (9), 1984 (20 TD)
114 Keith Byars, OSU (9), 1983 (19 TD)
Ki-Jana Carter, PSU (8), 1994 (19 TD)

Most Touchdowns:

20 Keith Byars, OSU (9), 1984
19 Keith Byars, OSU (9), 1983
Ki-Jana Carter, PSU (8), 1994

Most Field Goals:

20 Paul Edinger, MSU (8), 1998 (24 att.)
19 Chris White, ILL (9), 1984 (22 att.)
Dave Rayner, MSU (8), 2004 (25 att.)

Most PAT:

46 Brett Conway, PSU (8), 1994 (46 att.)
44 Morten Andersen, MSU (8), 1978 (45 att.)
42 Rich Spangler, OSU (9), 1983 (43 att.)

Punting

Most Punts:

65 Terry Simmons, MINN (8), 1977 (32.3 avg.)
64 Frank Sunderman, IOWA (8), 1971 (37.7 avg.)
63 Ralf Mojsiejenko, MSU (9), 1983 (42.9 avg.)
Shawn Carpenter, NU (9), 1984 (38.0 avg.)

Best Average:

49.7 Greg Montgomery, MSU (8), 1986 (28 punts, 1392 yds.)
49.1 Travis Dorsch, PUR (8), 2001 (37 punts, 1818 yds.)
48.0 Brandon Fields, MSU (8), 2004 (28 punts, 1344 yds.)

Punt Returns

Most Returned:

33 Tom Campana, OSU (8), 1971 (404 yds.)

Best Average:

32.5 Dean Look, MSU (6), 1958 (6 ret.)

INDIVIDUAL/TEAM RECORDS – CONFERENCE GAMES

Most Touchdowns:

- 4 Ted Ginn, Jr., OSU (8), 2004 (14 ret.)
 3 Ira Matthews, WIS (8), 1978 (14 ret.)
 Tim Dwight, IOWA (8), 1997 (23 ret.)

Kickoff Returns

Most Returned:

- 30 Ricky Edwards, NU (9), 1981 (611 yds.)
 Derrick Mason, MSU (8), 1994 (809 yds.)
 29 David Gilreath, WIS (8), 2007 (625 yds.)
 27 Demond Williams, MSU (8), 2006 (554 yds.)

Best Average:

- 41.1 Stan Brown, PUR (6), 1970 (12 ret., 493 yds.)

Most Touchdowns:

- 3 Stan Brown, PUR (6), 1970 (ret. of 100, 96, 93 yds.)

Pass Interceptions

Most Interceptions:

- 9 Tom Curtis, MICH (7), 1968 (182 yds.)

Most Yards Returned:

- 203 Walt Bowser, MINN (6), 1970 (5 int.)

TEAM SINGLE GAME

Total Offense

Most Plays:

- 109 IND at MINN (68 runs, 41 passes, 577 yds.), 11/4/1978
 107 MICH vs. MINN (77 runs, 30 passes, 453 yds.), 10/26/1968
 106 NU at PUR (48 runs, 58 passes, 334 yds.), 11/11/1989

Fewest Plays:

- 34 IOWA at IND (31 run, 3 pass), 10/28/1944
 35 ILL vs. OSU (28 run, 7 pass), 11/16/1946

Most Yards Gained:

- 763 PUR vs. IND (173 run, 590 pass), 11/20/2004
 713 IOWA vs. NU (138 run, 575 pass), 10/8/1983
 705 MSU at ILL (376 run, 329 pass), 9/24/2005

Fewest Yards Gained:

- 19 IOWA at WIS (-87 run, 68 pass), 10/18/1941

Rushing

Most Rushes:

- 136 MINN at NU (832 yds.), 11/25/1905
 92 PUR vs. IOWA (483 yds.), 10/26/1968
 85 MICH at MINN (391 yds.), 10/23/1971

Fewest Rushes:

- 14 PUR at MSU (-18 yds.), 11/7/1987
 15 MSU at PSU (14 yds.), 11/18/2006
 16 NU vs. MICH (26 yds.), 10/23/1982
 PUR vs. OSU (4 yds.), 10/20/1990
 MSU vs. MICH (36 yds.), 11/1/2003

Most Yards Gained:

- 832 MINN at NU (136 att.), 11/25/1905
 573 MSU at PUR (70 att.), 10/30/1971
 MICH vs. NU (69 att.), 10/8/1975

Fewest Yards Gained:

- 87 IOWA at WIS (29 rushes), 10/18/1941

Best Average per Rush:

- 10.33 PUR vs. ILL (39 rushes, 403 yds.), 10/2/1943

Passing

Most Attempts:

- 83 PUR vs. WIS (55 comp., 494 yds.), 10/10/1998
 71 NU vs. MICH (45 comp., 436 yds.), 10/23/1982
 69 ILL at OSU (43 comp., 621 yds.), 11/8/1980

Fewest Attempts:

- 0 MINN at OSU, 10/19/1940

Most Completed:

- 55 PUR vs. WIS (83 att.), 10/10/1998
 45 NU vs. MICH (71 att.), 10/23/1982
 44 IOWA vs. IND (62 att.), 10/29/1988

Fewest Completed:

- 0 By many teams, last WIS vs. OSU (8 att.), 11/18/1989

Most Yards Gained:

- 621 ILL at OSU, 11/8/1980
 590 PUR vs. IND, 11/20/2004
 584 IOWA vs. NU, 11/7/1987

Best Completion Percentage (minimum 8 attempts):

- 1.000 OSU vs. IOWA (8-8, 117 yds.), 10/11/1975
 IOWA vs. NU (12-12, 230 yds.), 11/9/2002
 .974 WIS vs. NU (18-19, 218 yds.), 10/9/1993

Most TD Passes:

- 7 IOWA at NU, 11/7/1987
 PUR vs. IND, 11/20/2004
 MSU at ILL, 9/24/2005
 6 ILL at OSU, 11/8/1980
 IOWA at NU, 10/26/1985
 MINN vs. PUR, 10/9/1993
 PUR vs. MINN, 10/3/1998
 PUR at NU, 11/7/1998
 PUR vs. IND, 11/21/1998

Most Interceptions Thrown:

- 7 MINN at WIS, 11/20/1954
 MICH at MSU, 10/14/1987

Scoring

Most Points:

- 107 MICH vs. IOWA, 11/8/1902
 85 MICH at CHI, 10/21/1939
 83 OSU vs. IOWA, 10/28/1950

Most Points, Both Teams:

- 115 MINN (59) vs. PUR (56), 10/9/1993
 107 MICH (107) vs. IOWA (0), 11/8/1902
 105 NU (54) vs. MICH (51), 11/4/2000

Most Touchdowns:

- 12 MICH at CHI, 10/21/1939
 OSU vs. IOWA, 10/28/1950

Most Safeties:

- 2 IOWA at PUR, 11/4/1939
 WIS at PUR, 10/20/1951
 PUR at IND, 11/19/1955
 MINN at IND, 10/17/1981
 OSU vs. PUR, 11/10/2001

Most PAT Made:

- 11 OSU vs. IOWA (12 att.), 10/28/1950
 10 MICH at CHI (12 att.), 10/21/1939
 MICH vs. ILL (10 att.), 11/7/1981
 MSU vs. NU (11 att.), 11/18/1989

Most Field Goals:

- 5 ILL vs. PUR, 10/10/1973
 PUR vs. MSU, 10/25/1980
 ILL at WIS, 10/23/1982
 ILL vs. WIS, 10/6/1984
 MICH vs. MINN, 11/5/1988
 MSU vs. WIS, 11/19/1988
 ILL vs. MSU, 10/20/1990
 MICH vs. ILL, 11/10/1990
 MINN vs. PSU, 10/18/1997
 MSU vs. NU, 10/3/1998
 MSU vs. OSU, 11/7/1998
 PSU vs. MSU, 11/28/1998
 IOWA at MINN, 11/13/2004
 NU vs. PSU, 9/24/2005

First Downs

Most by Rushing:

- 32 WIS at NU, 11/16/1974
 31 PUR vs. IOWA, 10/26/1968

Fewest by Rushing:

- 0 IND at MICH, 11/12/1949
 MICH at OSU, 11/25/1950
 OSU at MSU, 10/16/1965
 MSU vs. PUR, 10/20/1979
 PUR vs. IOWA, 11/18/1989
 NU at MICH, 10/28/2006

Most by Passing:

- 26 ILL at OSU, 11/8/1980

Fewest by Passing:

- 0 By numerous teams, last of which was NU at ILL, 11/22/2003

Most Total First Downs:

- 38 PUR at WIS, 11/2/1956
 37 PUR vs. IND, 11/20/2004

Fewest Total First Downs:

- 0 MICH at OSU, 11/25/1950
 1 PUR at OSU (1 run), 10/17/1942

Punting

Most Punts:

- 28 MINN vs. IND, 11/24/1906

Fewest Punts:

- 0 16 times, most recent was WIS at PSU, 9/22/2001

Most Yards Kicked:

- 723 MICH at OSU (24 punts), 11/25/1950
 685 OSU vs. MICH (21 punts), 11/25/1950
 551 MICH vs. OSU (12 punts), 11/17/2007
 531 ILL vs. NU (14 punts), 10/28/1939

Best Average (minimum 4 punts):

- 56.5 OSU at ILL (226 yds.), 11/8/1975

Fumbles

Most:

- 14 MSU vs. IOWA (3 lost), 10/23/1971
 12 WIS at MICH (5 lost), 11/8/1944
 11 ILL at WIS (8 lost), 10/20/1945

Most Lost:

- 8 ILL at WIS (11 fumbles), 10/20/1945
 ILL at PUR (10 fumbles), 10/10/1987

Penalties

Most:

- 17 MSU at IND, 9/28/1957

Most Yards:

- 171 PUR vs. NU, 10/25/1969

Fewest Penalties:

- 0 By numerous teams, last of which was IOWA vs. OSU, 9/30/2006

INDIVIDUAL/TEAM RECORDS – CONFERENCE GAMES

TEAM SEASON

(Because of the varying number of Conference games played from year to year, the statistical marks are per-game averages rather than totals. Figures in parentheses denote the number of conference games played in the season.)

Total Offense

Most Plays:

91.7 OSU (7), 1969

Most Yards Gained:

523.1 MSU (8), 1978
509.1 MINN (8), 2003
507.6 PSU (8), 1994

Fewest Yards Gained:

118.6 PUR (5), 1942

Most Yards Gained by Opponents:

524.7 NU (9), 1981
499.9 ILL (8), 2005
496.3 MINN (8), 2007
494.8 NU (8), 2002

Fewest Yards Gained by Opponents:

131.0 MICH (6), 1943

Rushing

Most Rushes:

69.5 OSU (8), 1973
65.7 OSU (7), 1969

Fewest Rushes:

26.7 IOWA (6), 1964

Most Yards Gained:

365.1 OSU (8), 1973
364.1 OSU (8), 1974

Fewest Yards Gained:

36.9 NU (9), 1981
50.1 PUR (8), 1989
58.0 NU (9), 1982

Most Yards Gained by Opponents:

374.5 IOWA (8), 1973
363.3 CHI (3), 1939

Fewest Yards Gained by Opponents:

34.6 MSU (7), 1965

Passing

Most Attempted:

49.8 PUR (8), 1998
47.5 PUR (8), 2007
47.4 PUR (8), 1999
45.8 PUR (8), 1990
PUR (8), 2000

Most Completed:

33.0 PUR (8), 1998
28.8 PUR (8), 2007
28.5 PUR (8), 1999
27.8 NU (8), 2007
27.6 ILL (8), 1985

Fewest Attempted:

4.0 MINN (5), 1943

Fewest Completed:

1.0 MINN (6), 1940
MINN (5), 1943

Most Yards Gained:

374.5 PUR (8), 1998
340.2 ILL (9), 1981
333.5 PUR (8), 1999
332.4 IOWA (8), 1987

Fewest Yards Gained:

12.8 OSU (6), 1955

Most Yards Gained by Opponent:

286.5 IOWA (8), 2005
282.4 MINN (8), 2006
275.5 OSU (8), 1981

Fewest Yards Gained by Opponent:

26.0 MICH (6), 1943

Highest Average Completed:

.683 WIS (8), 1993 (129 of 189)
.673 PUR (8), 1980 (177 of 263)
.665 PSU (8), 1994 (145 of 218)

Lowest Average Completed:

.193 MINN (6), 1940

Highest Average Opponents' Passes Completed:

.805 PUR (8), 1993
.693 IND (8), 2003
.691 ILL (8), 2005

Lowest Average Opponents' Passes Completed:

.237 ILL (6), 1945

Lowest Defensive Pass Efficiency Rating (in points):

89.8 WIS (8), 2006
92.8 PSU (8), 2004
93.2 OSU (8), 2006

Highest Defensive Pass Efficiency Rating (in points):

197.8 PUR (8), 1993
176.8 ILL (8), 2005
173.3 MINN (8), 1995

First Downs

Most:

28.3 OSU (7), 1969

Fewest:

6.5 IOWA (6), 1944

Most Opponents' First Downs:

27.0 IND (9), 1983
26.3 ILL (8), 2003
ILL (8), 2005

Fewest Opponents' First Downs:

6.0 MICH (4), 1940

Scoring

Most Points:

48.1 PSU (385 points in 8), 1994
43.4 NU (347 points in 8), 2000
41.0 MSU (328 points in 8), 1978
40.0 OSU (280 points in 7), 1969

Fewest Points:

0 CHI (3), 1939
2.6 ILL (5), 1941

Fewest Points by Opponents:

3.8 ILL (6), 1951

Most Points by Opponents:

64.0 CHI (192 in 3), 1939
47.2 NU (425 in 9), 1981
46.3 MINN (417 in 9), 1983
NU (370 in 8), 1989

Punting

Most Punts:

10.8 NU (6), 1939

Fewest Punts:

2.25 OSU (8), 1977

Highest Average:

48.5 MSU (8), 1986
47.2 OSU (8), 1975

Lowest Average:

26.9 MINN (9), 1980

Highest Net Average:

44.8 MICH (8), 1986
43.6 OSU (8), 1984
42.4 MSU (8), 1986

Fumbles

Most:

5.5 IND (6), 1946
MSU (6), 1962
MSU (8), 1971

Fewest:

0.6 PSU (8), 2001
MINN (8), 2004
0.8 MSU (8), 2005
MINN (8), 2005

Most Fumbles Lost:

3.7 MSU (6), 1962

Fewest Fumbles Lost:

.13 MSU (8), 2003
MINN (8), 2004
NU (8), 2004

Most Opponents' Fumbles Recovered:

3.0 PUR (6), 1943
ILL (6), 1943
MINN (6), 1952

Fewest Opponents' Fumbles Recovered:

.13 MINN (8), 1992
MINN (8), 2003
ILL (8), 2004
OSU (8), 2004
MINN (8), 2005

Penalties

Most:

9.6 MSU (8), 2003
8.5 MSU (6), 1964

Fewest:

2.0 IND (6), 1946
NU (6), 1960

Most Yards Penalized:

83.6 OSU (8), 1998

Fewest Yards Penalized:

15.2 WIS (6), 1948

ANNUAL STATISTICAL CHAMPIONS – INDIVIDUAL

Beginning in 1985, champions listed for both conference games only and all games.
(Bowl games included beginning in 1988.)

RUSHING

Conference Games Only

Year	Player, School	G	ATT	AVG	YDS
1939	Harold Van Every, MINN	6	106	4.3	452
	Tom Harmon, MICH	5	76	5.8	444
1940	Bob Westfall, MICH	4	109	4.1	443
1941	Pat Harder, WIS	6	106	5.6	590
1942	Gene Fekete, OSU	6	134	3.4	550
1943	Tony Butkovich, PUR	4	95	6.6	629
1944	Les Horvath, OSU	6	126	5.3	669
1945	Ollie Cline, OSU	7	126	4.8	606
1946	Bob Chappuis, MICH	7	84	5.3	443
1947	Jack Weisenburger, MICH	6	82	6.1	503
	Harry Szulborski, PUR	6	88	5.8	503
1948	Harry Szulborski, PUR	6	125	5.0	631
1949	John Karras, ILL	7	109	6.7	732
1950	Dick Raklovits, ILL	6	92	4.6	431
1951	Alan Ameche, WIS	7	147	5.3	774
1952	Alan Ameche, WIS	6	146	4.9	721
1953	J.C. Caroline, ILL	6	141	6.5	919
1954	Eddie Vincent, IOWA	7	81	6.9	566
1955	Howard Cassady, OSU	6	118	6.0	711
1956	Mel Dillard, PUR	7	144	4.4	634
1957	Jim Pace, MICH	7	100	5.8	584
1958	Bob White, OSU	7	178	4.0	713
1959	Bob Jeter, IOWA	6	71	6.2	443
1960	Bob Ferguson, OSU	6	114	4.9	560
1961	Bob Ferguson, OSU	6	129	5.2	671
1962	Dave Francis, OSU	6	75	5.6	418
1963	Tom Nowatzke, IND	6	98	5.0	486
1964	Jim Grabowski, ILL	7	139	5.2	723
1965	Jim Grabowski, ILL	7	201	5.0	996
1966	Clinton Jones, MSU	7	120	4.9	593
1967	Leroy Keyes, PUR	7	120	7.1	849
1968	Ron Johnson, MICH	7	181	5.6	1017
1969	John Isenbarger, IND	7	177	5.6	985

(beginning in 1970, ranked on total yards per game)

Year	Player, School	G	ATT	AVG	YDS	AVG/G
1970	Mike Adamle, NU	7	250	4.2	1053	150.4
1971	Eric Allen, MSU	8	209	6.1	1283	160.4
1972	Otis Armstrong, PUR	8	211	5.9	1176	147.0
1973	Archie Griffin, OSU	8	196	6.0	1181	147.6
1974	Billy Marek, WIS	6	155	6.2	966	161.0
1975	Gordon Bell, MICH	8	182	5.8	1063	132.9
1976	Rob Lytle, MICH	8	160	5.8	1139	142.4
1977	Ron Springs, OSU	8	134	6.5	870	108.8
1978	Marion Barber, MINN	8	197	4.9	968	121.0
1979	Dennis Mosley, IOWA	8	188	4.7	892	111.5
1980	Calvin Murray, OSU	8	144	6.4	916	114.5
1981	Butch Woolfolk, MICH	9	178	5.7	1017	113.0
1982	Tim Spencer, OSU	8	180	5.7	1034	129.3
1983	Keith Byars, OSU	9	186	5.7	1065	118.3
1984	Keith Byars, OSU	9	253	5.2	1328	147.6
1985	Lorenzo White, MSU	8	288	5.1	1470	183.8
1986	Darrell Thompson, MINN-FR	8	168	5.3	888	111.0
1987	Lorenzo White, MSU	8	259	4.7	1213	151.6
1988	Tony Boles, MICH	7	157	5.9	934	133.4
1989	Anthony Thompson, IND	8	286	4.9	1399	174.9
1990	Tico Duckett, MSU	8	182	5.5	1008	126.0
1991	Vaughn Dunbar, IND	8	231	4.9	1126	140.8
1992	Tyrone Wheatley, MICH	8	157	6.7	1078	131.3
1993	Brent Moss, WIS	8	209	5.4	1120	140.0
1994	Ki-Jana Carter, PSU	8	157	7.9	1237	154.6
1995	T. Biakabutuka, MICH	8	193	6.9	1336	167.0
1996	Ron Dayne, WIS-FR	8	226	5.8	1306	163.3
1997	Curtis Enis, PSU	8	178	6.3	1117	139.6

Year	Player, School	G	ATT	AVG	YDS	AVG/G
1998	Ron Dayne, WIS	8	235	4.5	1060	132.5
1999	Ron Dayne, WIS	8	224	5.8	1310	163.8
2000	Damien Anderson, NU	8	234	6.6	1549	193.6
2001	Levron Williams, IND	8	171	7.0	1197	149.6
2002	Larry Johnson, PSU	8	166	8.8	1465	183.1
2003	Chris Perry, MICH	8	224	4.5	1014	126.8
2004	Michael Hart, MICH-FR	8	228	5.3	1214	151.8
2005	Albert Young, IOWA	8	200	5.0	1002	125.2
2006	P.J. Hill, WIS-FR	8	203	5.1	1032	129.0
2007	Chris Wells, OSU	8	190	5.9	1122	140.2

All Games

Year	Player, School	G	ATT	AVG	YDS	AVG/G
1985	Lorenzo White, MSU	11	386	5.0	1908	173.5
1986	Darrell Thompson, MINN	11	217	5.7	1240	112.7
1987	Jamie Morris, MICH	11	259	5.7	1469	133.6
1988	Anthony Thompson, IND	12	355	4.7	1686	140.5
1989	Anthony Thompson, IND	11	358	5.0	1793	163.0
1990	Tico Duckett, MSU	12	257	5.4	1394	116.2
1991	Vaughn Dunbar, IND	12	364	5.0	1805	150.4
1992	Tyrone Wheatley, MICH	11	185	7.3	1357	123.4
1993	Brent Moss, WIS	12	312	5.2	1637	136.4
1994	Ki-Jana Carter, PSU	12	219	7.7	1695	141.3
1995	Darnell Autry, NU	12	387	4.6	1785	148.8
1996	Ron Dayne, WIS-FR	13	325	6.5	2109	162.2
1997	Tavian Banks, IOWA	12	260	6.5	1691	140.9
1998	Ron Dayne, WIS	11	295	5.2	1525	138.6
1999	Ron Dayne, WIS	12	337	6.0	2034	169.5
2000	Damien Anderson, NU	12	311	6.6	2063	171.9
2001	Anthony Davis, WIS-FR	11	291	5.0	1466	133.3
2002	Larry Johnson, PSU	13	271	7.7	2087	160.5
2003	Chris Perry, MICH	13	338	5.0	1674	128.8
2004	Michael Hart, MICH-FR	12	282	5.2	1455	121.2
2005	Laurence Maroney, MINN	11	281	5.2	1464	133.1
2006	P.J. Hill, WIS-FR	13	311	5.0	1569	120.7
2007	Mike Hart, MICH	10	265	5.1	1361	136.1

PASSING

Conference Games Only (based upon comparative grading until 1980)

Year	Player, School	G	ATT	CMP	PCT	YDS	INT	TD
1939	Harold Hursh, IND	5	56	27	.482	592	0	
1940	Harold Hursh, IND	5	65	32	.492	465	3	
1941	Len Seelinger, WIS	6	48	26	.542	419	3	
1942	Otto Graham, NU	6	104	53	.514	714	12	
1943	Otto Graham, NU	6	97	44	.509	523	0	
1944	Bob Hoernschemeyer, IND	7	82	37	.451	541	4	
1945	Ben Raimondi, IND	6	62	31	.500	470	2	7
1946	Ben Raimondi, IND	6	89	48	.539	598	4	7
1947	Bob Chappius, MICH	6	71	39	.549	655	5	7
1948	Chuck Ortmann, MICH	6	59	29	.492	547	2	6
1949	Don Burson, NU	7	95	44	.463	664	7	5
1950	John Coatta, WIS	7	81	52	.642	610	2	5
1951	John Coatta, WIS	7	146	76	.521	1030	12	8
1952	John Borton, OSU	6	135	75	.526	961	5	8
1953	Jim Miller, WIS	6	68	36	.529	683	4	6
1954	Len Dawson, PUR	6	122	63	.516	1019	6	7
1955	Len Dawson, PUR	7	134	76	.567	901	13	6
1956	Len Dawson, PUR	7	99	55	.556	691	9	7
1957	Jim Van Pelt, MICH	7	64	30	.469	465	2	7
1958	Randy Duncan, IOWA	6	111	66	.595	898	3	7
1959	Olen Treadway, IOWA	6	111	63	.568	663	1	4
1960	Ron Miller, WIS	7	144	72	.500	966	14	4
1961	Ron Miller, WIS	7	151	80	.523	1168	8	9
1962	Ron VanderKelen, WIS	7	146	77	.527	1009	4	10
1963	Ron DiGravio, PUR	7	134	74	.552	941	4	7
1964	Gary Snook, IOWA	6	234	110	.470	1544	13	9
1965	Bob Griese, PUR	7	178	96	.539	1097	6	4
1966	Bob Griese, PUR	7	152	89	.586	1223	9	9
1967	Mike Phipps, PUR	7	139	70	.504	1134	2	8

ANNUAL STATISTICAL CHAMPIONS – INDIVIDUAL

Year	Player, School	G	ATT	CMP	PCT	YDS	INT	TD
1968	Dennis Brown, MICH	7	157	76	.484	1119	8	9
1969	Mike Phipps, PUR	7	238	118	.496	1599	16	13
1970	Neil Graff, WIS	7	132	66	.500	926	3	7
1971	Gary Danielson, PUR	6	107	66	.617	1146	6	8
1972	Mitch Anderson, NU	9	165	84	.509	1184	7	6
1973	Mitch Anderson, NU	8	150	74	.493	1025	6	10
1974	Terry Jones, IND	8	145	83	.572	945	4	9
1975	Tony Dungy, MINN	8	187	101	.540	1236	13	13
1976	Ed Smith, MSU	7	180	94	.522	1142	8	8
1977	Mark Herrmann, PUR-FR	8	195	106	.544	1511	19	12
1978	Ed Smith, MSU	8	224	130	.580	1779	5	16
1979	Mark Carlson, MINN	9	259	157	.606	1953	7	11

(beginning in 1980, ranked on pass efficiency system)

Year	Player, School	G	ATT	CMP	PCT	YDS	INT	TD	EFF
1980	Mark Herrmann, PUR	8	259	174	.672	2350	12	14	153.0
1981	Tony Eason, ILL	9	349	211	.605	3024	12	20	145.3
1982	Mike Tomczak, OSU	7	127	71	.559	1293	4	8	155.9
1983	Chuck Long, IOWA	8	189	115	.609	1885	8	11	155.4
1984	Chuck Long, IOWA	9	214	144	.673	1842	11	10	144.7
1985	Jim Harbaugh, MICH	8	153	104	.680	1479	4	16	178.5
1986	Jim Harbaugh, MICH	8	182	120	.659	1900	7	7	158.6
1987	Chuck Hartlieb, IOWA	8	246	160	.650	2376	6	17	164.1
1988	Demetrius Brown, MICH	6	57	36	.632	600	0	5	180.5
1989	Michael Taylor, MICH	6	96	59	.615	922	3	10	170.3
1990	Matt Rodgers, IOWA	8	196	126	.643	1465	4	11	141.5
1991	Elvis Grbac, MICH	8	149	99	.664	1370	1	16	177.8
1992	Elvis Grbac, MICH	8	141	95	.674	1223	9	13	157.9
1993	Todd Collins, MICH	8	174	117	.672	1537	4	11	157.7
1994	Kerry Collins, PSU	8	196	132	.673	1817	4	14	164.7
1995	Bobby Hoying, OSU	8	205	128	.624	1994	8	16	162.1
1996	no record								
1997	Joe Germaine, OSU	8	138	89	.645	1172	6	12	155.8
1998	Joe Germaine, OSU	8	268	159	.593	2446	7	19	154.2
1999	Brooks Bollinger, WIS	8	112	69	.616	966	1	7	152.9
2000	Drew Henson, MICH	8	217	131	.604	1852	4	16	152.7
2001	Jeff Smoker, MSU	7	180	110	.611	1631	5	15	159.2
2002	Brad Banks, IOWA	8	173	105	.607	1625	4	19	171.2
2003	Jim Sorgi, WIS	7	122	70	.574	1171	3	11	162.8
2004	Drew Tate, IOWA	8	280	176	.629	2099	9	15	137.1
2005	Troy Smith, OSU	8	172	111	.645	1713	3	13	169.6
2006	Troy Smith, OSU	8	196	126	.643	1547	5	20	159.2
2007	Todd Boeckman, OSU	8	185	117	.632	1406	10	15	143.0

All Games

Year	Player, School	G	ATT	CMP	PCT	YDS	INT	TD	EFF
1985	Jim Harbaugh, MICH	11	212	139	.656	1913	6	18	163.7
1986	Jim Harbaugh, MICH	11	239	158	.661	2432	8	10	158.7
1987	Chuck Hartlieb, IOWA	11	299	166	.656	2855	8	19	161.4
1988	Bobby McAllister, MSU	12	154	80	.520	1406	7	9	138.8
1989	Michael Taylor, MICH	8	121	74	.612	1081	3	11	161.2
1990	Elvis Grbac, MICH	12	266	155	.583	1911	10	21	137.1
1991	Elvis Grbac, MICH	12	254	165	.650	2085	6	25	161.7
1992	Elvis Grbac, MICH	10	199	129	.648	1640	12	17	150.2
1993	Darrell Bevell, WIS	12	276	187	.678	2390	11	19	155.2
1994	Kerry Collins, PSU	12	294	195	.663	2879	8	21	166.7
1995	Bobby Hoying, OSU	13	341	211	.619	3269	12	29	163.4
1996	Joe Germaine, OSU	12	147	80	.544	1193	4	15	150.8
1997	Randy Reiners, IOWA	11	100	54	.540	907	4	12	161.8
1998	Joe Germaine, OSU	12	384	230	.599	3330	7	25	150.6
1999	Rashard Casey, PSU	13	110	67	.609	1002	4	7	151.2
2000	Drew Henson, MICH	9	237	146	.616	2146	4	18	159.4
2001	Jeff Smoker, MSU	11	262	166	.634	2579	8	21	166.4
2002	Brad Banks, IOWA	13	294	170	.578	2573	5	26	157.1
2003	Asad Abdul-Khaliq, MINN	13	250	158	.632	2401	5	17	162.3
2004	Kyle Orton, PUR	11	389	236	.607	3090	5	31	151.1
2005	Troy Smith, OSU	11	237	149	.629	2282	4	16	162.7
2006	Troy Smith, OSU	13	311	203	.653	2542	6	30	161.9
2007	Todd Boeckman, OSU	13	298	190	.638	2372	14	25	148.9

TOTAL OFFENSE

Conference Games Only

Year	Player, School	G	ATT-YDS	ATT-YDS	ATT-YDS
1939	Tom Harmon, MICH	5	76-444	57-394	133-838
1940	Tom Harmon, MICH	4	73-330	48-306	121-636
1941	Tom Kuzma, MICH	5	91-398	45-267	136-665
1942	Otto Graham, NU	6	82-148	104-714	186-862
1943	Bob Hoernschemeyer, IND	6	123-277	97-695	220-873
1944	Les Horvath, OSU	6	126-669	24-284	150-953
1945	Ollie Cline, OSU	7	126-606	0-0	126-606
1946	Bob Chappuis, MICH	7	84-443	64-596	148-1039
1947	Bob Chappuis, MICH	6	88-365	71-655	159-1020
1948	Chuck Ortmann, MICH	6	58-165	59-547	117-712
1949	Chuck Ortmann, MICH	6	78-268	100-500	178-768
1950	Vic Janowicz, OSU	7	104-293	67-410	171-703
1951	Paul Giel, MINN	6	123-651	78-428	201-1079
1952	Tom O'Connell, ILL	7	32-(-14)	191-1308	223-1294
1953	Paul Giel, MINN	7	163-580	69-457	232-1037
1954	Len Dawson, PUR	6	31-(-95)	122-1019	152-924
1955	Len Dawson, PUR	7	29-(-14)	134-901	163-887
1956	Len Dawson, PUR	7	29-(-22)	99-691	128-669
1957	Randy Duncan, IOWA	6	26-52	90-695	116-747
1958	Dick Thorton, NU	7	82-206	108-751	190-957
1959	Dale Hackbart, WIS	7	84-319	56-367	140-686
1960	Ron Miller, WIS	7	43-15	144-966	187-981
1961	Sandy Stephens, MINN	7	79-394	123-757	202-1151
1962	Ron VanderKelen, WIS	7	52-228	146-1009	198-1237
1963	Ron DiGravio, PUR	7	68-(-14)	134-941	202-927
1964	Gary Snook, IOWA	6	42-16	234-1544	276-1560
1965	Bob Griese, PUR	7	82-(-4)	178-1097	260-1093
1966	Bob Griese, PUR	7	50-164	152-1223	202-1387
1967	Mike Phipps, PUR	7	61-187	139-1134	200-1321
1968	Dennis Brown, MICH	7	83-198	157-1119	240-1317
1969	Mike Phipps, PUR	7	64-100	238-1599	302-1699

(beginning in 1970, ranked on total yards per game)

Year	Player, School	G	ATT-YDS	ATT-YDS	ATT-YDS	AVG/G
1970	Craig Curry, MINN	7	60-179	182-1117	242-1296	185.1
1971	Craig Curry, MINN	8	68-193	194-1208	262-1401	175.1
1972	Otis Armstrong, PUR	8	201-1176	0-0	201-1176	147.0
1973	Archie Griffin, OSU	8	196-1181	0-0	196-1181	147.6
1974	Cornelius Green, OSU	8	110-625	66-753	176-1378	175.6
1975	Tony Dungy, MINN	8	65-172	187-1236	251-1408	176.0
1976	Ed Smith, MSU	7	9-24	180-1142	189-1166	166.5
1977	Mark Herrmann, PUR-FR	8	26-(-174)	195-1151	221-1137	142.1
1978	Ed Smith, MSU	8	18-29	224-1779	242-1808	226.0
1979	Mark Carlson, MINN	9	57-(-27)	259-1953	316-1926	214.0
1980	Dave Wilson, ILL-FR	8	34-(-178)	350-2515	384-2337	292.1
1981	Tony Eason, ILL	9	49-(-16)	349-3024	428-3008	334.2
1982	Tony Eason, ILL	9	55-82	354-2680	409-2762	306.9
1983	Randy Wright, WIS	9	49-108	287-2091	336-2199	244.3
1984	Jim Everett, PUR	9	41-(-40)	326-2450	367-2410	267.8
1985	Jim Everett, PUR	8	50-(-75)	316-2545	366-2470	308.7
1986	Jim Harbaugh, MICH	8	58-79	182-1900	240-1979	247.4
1987	Chuck Hartlieb, IOWA	8	33-(-132)	246-2376	279-2244	280.5
1988	Chuck Hartlieb, IOWA	8	30-(-154)	291-2381	321-2227	278.4
1989	Jeff George, ILL	8	13-(-63)	263-1890	276-1827	228.4
1990	Jason Verduzco, ILL	8	16-(-108)	254-1917	270-1809	226.1
1991	Matt Rodgers, IOWA	6	45-83	199-1493	244-1576	262.7
1992	Len Williams, NU	8	112-65	218-1757	330-1822	227.8
1993	Scott Eckers, MINN	7	19-(-49)	198-1509	217-1460	208.6
1994	Tim Schade, MINN	8	27-16	260-1952	287-1968	246.0
1995	Bobby Hoying, OSU	8	34-19	205-1994	239-2013	251.6
1996	Steve Schnur, NU	8	50-(-32)	248-1866	298-1834	229.3
1997	Billy Dicken, PUR	8	62-201	258-2029	320-2230	278.8
1998	Drew Brees, PUR	8	32-83	373-2771	405-2854	356.8
1999	Drew Brees, PUR	8	59-114	372-2621	431-2735	341.9
2000	Drew Brees, PUR	8	75-464	363-2439	438-2903	362.9
2001	Kurt Kittner, ILL	8	33-(-14)	267-2155	300-2141	267.6
2002	Brett Basanez, NU-FR	6	32-35	222-1467	254-1502	250.3
2003	Jeff Smoker, MSU	8	41-(-87)	337-2307	378-2220	277.5

ANNUAL STATISTICAL CHAMPIONS – INDIVIDUAL

Year	Player, School	G	ATT-YDS	ATT-YDS	ATT-YDS	AVG/G
2004	Kyle Orton, PUR	7	57-52	255-1808	312-1860	265.7
2005	Brett Basanez, NU	8	80-306	321-2409	401-2715	339.4
2006	Curtis Painter, PUR	8	45-81	305-2069	350-2150	268.8
2007	C.J. Bachér, NU	8	60-(-39)	355-2457	415-2418	302.2

All Games

Year	Player, School	G	ATT-YDS	ATT-YDS	ATT-YDS	AVG/G
1985	Jim Everett, PUR	11	68-(-62)	450-3651	518-3589	326.3
1986	Jim Harbaugh, MICH	11	78-99	239-2432	317-2531	230.1
1987	Chuck Hartlieb, IOWA	11	41-(-138)	299-2855	340-2717	247.0
1988	Chuck Hartlieb, IOWA	13	59-(-208)	460-3738	519-3530	271.5
1989	Jeff George, ILL	12	25-(-182)	386-2738	411-2556	213.0
1990	Eric Hunter, PUR	10	97-0	366-2355	463-2355	235.5
1991	Jason Verduzco, ILL	12	53-(-31)	420-3014	473-2983	248.6
1992	M. Fleetwood, MINN	11	116-319	385-2168	501-2487	226.1
1993	Len Williams, NU	10	124-76	316-2047	440-2123	212.3
1994	Kerry Collins, PSU	12	12-(-19)	294-2879	306-2860	238.3
1995	Bobby Hoying, OSU	13	59-21	341-3269	400-3290	253.1
1996	Cory Sauter, MINN	11	71-(-113)	352-2578	423-2465	224.1
1997	Billy Dicken, PUR	12	97-351	407-3136	504-3487	290.6
1998	Drew Brees, PUR	13	69-193	569-3983	638-4176	321.2
1999	Drew Brees, PUR	12	79-177	554-3909	633-4086	340.5
2000	Drew Brees, PUR	12	95-521	512-3668	607-4189	349.1
2001	Zak Kustok, NU	11	175-580	404-2692	579-3272	297.5
2002	Brad Banks, IOWA	13	81-423	294-2573	375-2996	230.5
2003	Jeff Smoker, MSU	13	63-(-116)	488-3395	551-3279	252.2
2004	Kyle Orton, PUR	11	80-112	389-3090	469-3202	291.1
2005	Brett Basanez, NU	12	113-423	497-3622	610-4045	337.1
2006	Curtis Painter, PUR	14	76-107	530-3985	606-4092	292.3
2007	C.J. Bachér, NU	12	86-31	521-3656	607-3687	307.2

RECEPTIONS

Conference Games Only

Year	Player, School	G	NO.	YDS	TD
1940	Lavere Astroth, ILL	5	12	162	0
1941	Dave Schreiner, WIS	6	12	249	4
1942	Bob Mott, NU	6	16	219	2
1943	Pete Pihos, IND	6	11	105	1
1944	Abe Addams, IND	6	13	207	2
1945	Bill Canfield, PUR	6	18	245	1
1946	Lou Mihajilovich, IND	6	16	188	0
1947	Chalmers "Bump" Elliott, MICH	6	14	303	2
1948	Dick Rifenburg, MICH	6	17	313	4
1949	Clifton Anderson, IND	6	21	329	2
1950	Don Stonesifer, NU	6	28	394	2
1951	Jerry Witt, WIS	5	16	372	3
1952	Rex Smith, ILL	7	36	515	4
1953	Bob Topp, MICH	5	16	226	1
1954	John Kerr, PUR	6	15	261	1
1955	Bob Khoenle, PUR	7	17	154	0
1956	Brad Bomba, IND	6	25	325	1
1957	Jim Gibbons, IOWA	6	26	376	3
1958	Rich Kretting, ILL	7	19	548	5
1959	Don Norton, IOWA	6	23	283	3
1960	El Kimbrough, NU	6	21	321	2
1961	Pat Richter, WIS	7	36	656	7
1962	Pat Richter, WIS	7	33	440	2
1963	Rich Reichardt, WIS	7	26	383	1
1964	Karl Noonan, IOWA	6	40	652	3
1965	John Wright, ILL	7	38	561	2
1966	Jack Clancy, MICH	7	50	698	4
1967	Al Bream, IOWA	7	44	553	5
1968	Jade Butcher, IND	7	34	525	7
1969	Jim Mandich, MICH	7	33	491	3
	Ashley Bell, PUR	7	33	413	8

(beginning in 1970, ranked on catches per game average)

Year	Player, School	G	NO.	YDS	TD	AVG/G
1970	Barry Pearson, NU	7	28	509	4	4.0
1971	Barry Pearson, NU	8	42	581	1	5.3
1972	Glenn Scolnik, IND	8	36	437	1	4.5
1973	Steve Craig, NU	8	27	449	5	3.4
1974	Scott Yelvington, NU	8	31	368	1	3.9
1975	Scott Yelvington, NU	8	39	528	4	4.9
1976	Kirk Gibson, MSU	8	30	486	4	3.8
1977	Reggie Arnold, PUR	8	31	577	6	3.9
1978	Kirk Gibson, MSU	8	31	613	5	3.9
1979	Dave Young, PUR	8	43	430	5	5.4
1980	Keith Chappelle, IOWA	8	51	881	6	6.4
	Dave Young, PUR	8	51	559	7	6.4
1981	Steve Bryant, PUR	9	51	801	9	5.7
1982	Mike Martin, ILL	9	56	801	5	6.2
1983	Ricky Edwards, NU	9	68	463	0	7.6
1984	David Williams, ILL	9	85	1070	7	9.4
1985	Rodney Carter, PUR	8	78	913	4	9.8
1986	Cris Carter, OSU	8	49	819	9	6.1
1987	Anthony Hardy, PUR	8	44	567	3	5.5
1988	Marv Cook, IOWA	7	46	533	3	6.6
1989	Richard Buchanan, NU	8	64	725	7	8.0
1990	Desmond Howard, MICH	8	44	620	6	5.5
1991	Kameno Bell, ILL	8	48	365	0	6.0
1992	Lee Gissendaner, NU	8	59	768	6	7.4
1993	Omar Douglas, MINN	8	54	817	11	6.8
1994	Eddie Baety, IND	8	40	465	3	5.0
1995	Bobby Engram, PSU	8	43	730	7	5.4
1996	Brian Alford, PUR	8	52	902	10	6.5
1997	David Boston, OSU	8	50	625	9	6.3
1998	D'Wayne Bates, NU	8	55	821	4	6.9
1999	Chris Daniels, PUR	8	79	796	3	9.9
2000	Vinny Sutherland, PUR	8	55	728	7	6.9
2001	Marquise Walker, MICH	8	60	783	8	7.5
2002	Taylor Stubblefield, PUR	8	63	639	0	7.9
2003	John Standeford, PUR	8	50	725	2	6.3
2004	Taylor Stubblefield, PUR	8	65	624	8	8.1
2005	Dorien Bryant, PUR	8	53	681	2	6.6
2006	Dorien Bryant, PUR	8	47	558	4	5.9
2007	Devin Thomas, MSU	8	59	856	5	7.4

All Games

Year	Player, School	G	NO.	YDS	TD	AVG/G
1985	Rodney Carter, PUR	11	98	1099	4	11.2
1986	Cris Carter, OSU	11	65	1066	11	5.4
1987	Ernie Jones, IND	11	59	1115	12	5.4
1988	Marv Cook, IOWA	10	63	767	3	6.3
1989	Richard Buchanan, NU	11	94	1115	9	8.6
1990	Richard Buchanan, NU	11	60	834	7	5.5
1991	Kameno Bell, ILL	12	64	503	0	5.3
1992	Lee Gissendaner, NU	11	68	846	6	6.2
1993	Omar Douglas, MINN	10	60	880	11	6.0
1994	Bobby Engram, PSU	12	57	1081	7	4.8
1995	Bobby Engram, PSU	12	67	1197	13	5.6
1996	D'Wayne Bates, NU	12	75	1196	12	6.3
1997	David Boston, OSU	13	73	970	13	5.6
1998	David Boston, OSU	12	85	1435	13	7.1
1999	Chris Daniels, PUR	12	121	1236	7	10.2
2000	Kevin Kasper, IOWA	12	82	1010	7	6.8
2001	Marquise Walker, MICH	12	86	1143	11	7.2
2002	Taylor Stubblefield, PUR	10	77	789	0	7.7
2003	Taylor Stubblefield, PUR	13	86	835	3	6.6
2004	Braylon Edwards, MICH	12	97	1330	15	8.1
2005	Dorien Bryant, PUR	11	80	960	4	7.3
2006	Dorien Bryant, PUR	14	87	1068	6	6.2
2007	Dorien Bryant, PUR	13	87	936	8	6.7

ANNUAL STATISTICAL CHAMPIONS – INDIVIDUAL

RECEIVING YARDAGE

Conference Games Only

Year	Player, School	G	NO.	YDS	TD	AVG/G
1985	Rodney Carter, PUR	8	78	913	4	114.1
1986	Cris Carter, OSU	8	49	819	9	102.4
1987	Ernie Jones, IND	8	39	712	7	89.0
1988	Deven Harberts, IOWA	8	40	681	4	85.1
1989	Courtney Hawkins, MSU	8	50	902	5	112.8
1990	Jeff Graham, OSU	8	30	621	7	77.6
1991	Desmond Howard, MICH	8	44	721	13	90.1
1992	Lee Gissendaner, NU	8	59	768	6	96.0
1993	Omar Douglas, MINN	8	54	817	11	102.1
1994	Amani Toomer, MICH	8	35	703	2	87.9
1995	Terry Glenn, OSU	7	34	739	10	105.6
1996	Brian Alford, PUR	8	52	902	10	112.8
1997	Brian Alford, PUR	8	38	848	7	106.0
1998	David Boston, OSU	8	53	1034	11	129.2
1999	Chris Daniels, PUR	8	79	796	3	99.5
2000	Ron Johnson, MINN	8	46	818	7	102.3
2001	Lee Evans, WIS	8	50	975	6	121.9
2002	Charles Rogers, MSU	8	39	717	7	89.6
2003	Lee Evans, WIS	8	37	740	8	92.5
2004	Braylon Edwards, MICH	8	61	871	8	108.9
2005	Brandon Williams, WIS	8	41	720	5	90.0
2006	James Hardy, IND	8	44	610	9	76.2
2007	Mario Manningham, MICH	8	54	878	10	109.8

All Games

Year	Player, School	G	NO.	YDS	TD	AVG/G
1985	Rodney Carter, PUR	11	98	1099	4	99.9
1986	Andre Rison, MSU	11	54	966	5	87.8
1987	Ernie Jones, IND	11	59	1115	12	101.4
1988	Andre Rison, MSU	12	39	961	8	80.1
1989	Richard Buchanan, NU	11	94	1115	9	101.3
1990	Desmond Howard, MICH	12	63	1025	11	85.4
1991	Desmond Howard, MICH	12	62	985	19	82.1
1992	Lee Gissendaner, NU	11	68	846	6	76.9
1993	Thomas Lewis, IND	12	55	1058	7	88.2
1994	Amani Toomer, MICH	12	54	1096	6	91.3
1995	Terry Glenn, OSU	12	64	1411	17	117.6
1996	D'Wayne Bates, NU	12	75	1196	12	99.7
1997	Brian Alford, PUR	12	63	1228	10	102.3
1998	David Boston, OSU	12	85	1435	13	119.6
1999	Chris Daniels, PUR	12	121	1236	7	103.0
2000	David Terrell, MICH	12	67	1130	14	94.2
2001	Lee Evans, WIS	12	75	1545	9	128.8
2002	Charles Rogers, MSU	12	68	1351	13	112.6
2003	Lee Evans, WIS	13	64	1213	13	93.3
2004	Braylon Edwards, MICH	12	97	1330	15	110.8
2005	James Hardy, IND-FR	10	61	893	10	89.3
2006	Dorien Bryant, PUR	14	87	1068	6	76.3
2007	Mario Manningham, MICH	12	72	1174	12	97.8

SCORING

Conference Games Only

Year	Player, School	G	TD	FG	PAT	PTS
1939	Tom Harmon, MICH	5	8	1	10	61
1940	Tom Harmon, MICH	4	5	1	7	40
1941	Pat Harder, WIS	6	8	1	7	58
1942	Gene Fekete, OSU	6	6	1	13	52
1943	Tony Butkovich, PUR	4	13	0	0	78
1944	Boris Dimancheff, PUR	6	9	0	0	54
1945	Ollie Cline, OSU	7	6	0	0	36
	Bill Canfield, PUR	6	6	0	0	36
	Don Kindt, WIS	6	6	0	0	36
1946	Vic Schwall, NU	6	5	0	10	40

Year	Player, School	G	TD	FG	PAT	PTS
1947	Chalmers "Bump" Elliott, MICH	6	6	0	0	36
1948	Harry Allis, MICH	6	3	0	22	40
1949	Fred Morrison, OSU	6	6	0	0	36
1950	Vic Janowicz, OSU	7	4	1	21	48
1951	Jerry Witt, WIS	5	8	0	0	48
1952	Chuck Hren, NU	7	8	0	0	48
1953	Mickey Bates, ILL	6	9	0	0	54
1954	Earl Smith, IOWA	7	8	0	0	48
1955	Howard Cassidy, OSU	6	11	0	0	66
1956	Frank Ellwood, OSU	6	6	0	3	39
1957	Jim Pace, MICH	7	9	0	0	54
1958	Bob White, OSU	7	11	0	0	66
1959	Mike Stock, NU	7	3	2	9	33
1960	Bob Ferguson, OSU	6	8	0	0	48
	Wilburn Hollis, IOWA	6	8	0	0	48
1961	Bob Ferguson, OSU	6	9	0	0	54
1962	Louis Holland, WIS	7	9	0	0	54
1963	Louis Holland, WIS	7	5	0	0	30
	Jim Grabowski, ILL	7	5	0	0	30
1964	Bob Timberlake, MICH	7	7	3	16	67
1965	Clinton Jones, MSU	7	11	0	1	68
1966	Bob Griese, PUR	7	6	4	20	68
1967	Leroy Keyes, PUR	7	15	0	0	90
1968	Ron Johnson, MICH	7	15	0	2	92
1969	Stan Brown, PUR	7	13	0	0	78

(beginning in 1970, rankings based on points per game)

Year	Player, School	G	TD	FG	PAT	PTS	AVG/G
1970	John Brockington, OSU	7	12	0	0	72	10.3
1971	Eric Allen, MSU	8	18	0	2	110	13.8
1972	Harold Henson, OSU	8	16	0	0	96	12.0
1973	Bruce Elia, OSU	8	11	0	0	66	8.3
	Billy Marek, WIS	8	11	0	0	66	8.3
1974	Billy Marek, WIS	8	15	0	0	90	11.3
1975	Pete Johnson, OSU	8	16	0	0	96	12.0
1976	Pete Johnson, OSU	8	14	0	0	84	10.5
1977	Joel Payton, OSU-FR	8	10	0	2	62	7.8
1978	Rick Leach, MICH	8	10	0	0	60	7.5
1979	Butch Woolfolk, MICH	8	13	0	0	78	9.8
1980	Marion Barber, MINN	6	10	0	0	60	10.0
1981	Bob Atha, OSU	8	1	11	31	70	8.8
1982	Mike Bass, ILL	9	0	18	27	81	9.0
1983	Keith Byars, OSU	9	19	0	0	114	12.7
1984	Keith Byars, OSU	9	20	0	0	120	13.3
1985	Lorenzo White, MSU	8	14	0	0	84	10.5
1986	Matt Franz, OSU	7	0	15	22	67	9.6
1987	Lorenzo White, MSU	8	12	0	0	72	9.0
1988	Anthony Thompson, IND	8	17	0	0	102	12.8
1989	Anthony Thompson, IND	8	18	0	4	112	14.0
1990	Hyland Hickson, MSU	8	13	0	0	78	9.8
1991	Desmond Howard, MICH	8	15	0	0	90	11.3
1992	Craig Thomas, MSU	8	12	0	0	72	9.0
1993	Mike Alstott, PUR	8	14	0	0	84	10.5
1994	Ki-Jana Carter, PSU	8	19	0	0	114	14.3
1995	Eddie George, OSU	8	18	0	0	110	13.8
1996	Sedrick Irvin, MSU-FR	8	15	0	0	90	11.3
1997	Curtis Enis, PSU	8	14	0	2	86	10.8
1998	Paul Edinger, MSU	8	0	20	19	79	9.9
1999	Ron Dayne, WIS	8	14	0	0	84	10.5
2000	Damien Anderson, NU	8	17	0	0	102	12.8
2001	Levron Williams, IND	8	18	0	0	108	13.5
2002	Larry Johnson, PSU	8	16	0	2	98	12.2
2003	Jason Wright, NU	8	12	0	0	72	9.0
2004	Dave Rayner, MSU	8	0	19	26	83	10.4
2005	Brian Calhoun, WIS	8	14	0	0	84	10.5
2006	Taylor Mehlhaff, WIS	8	0	12	29	65	8.1
2007	Jehuu Caulcrick, MSU	8	15	0	0	90	11.2

ANNUAL STATISTICAL CHAMPIONS – INDIVIDUAL

All Games

Year	Player, School	G	TD	FG	PAT	PTS	AVG/G
1985	Lorenzo White, MSU	11	17	0	0	102	9.3
1986	John Duvic, NU	11	0	19	20	77	7.0
1987	Rob Houghtlin, IOWA	12	0	21	39	102	8.5
1988	Anthony Thompson, IND	12	26	0	0	156	13.0
1989	Anthony Thompson, IND	11	25	0	4	154	14.0
1990	J.D. Carlson, MICH	12	0	16	47	95	7.9
1991	Desmond Howard, MICH	12	23	0	0	138	11.5
1992	Tyrone Wheatley, MICH	11	17	0	0	102	9.3
1993	Tyrone Wheatley, MICH	10	14	0	0	84	8.4
1994	Ki-Jana Carter, PSU	12	26	0	0	156	13.0
1995	Eddie George, OSU	13	25	0	2	152	11.7
1996	Darnell Autry, NU	12	18	0	0	108	9.8
1997	Curtis Enis, PSU	11	20	0	0	122	11.1
1998	Travis Forney, PSU	12	0	24	31	103	8.6
1999	Ron Dayne, WIS	12	20	0	0	120	10.0
2000	Damien Anderson, NU	12	23	0	0	138	11.5
2001	Levron Williams, IND	11	19	0	0	114	10.4
2002	Larry Johnson, PSU	13	23	0	2	140	10.8
2003	Jason Wright, NU	13	21	0	0	126	9.7
2004	Dave Rayner, MSU	12	0	22	39	105	8.8
2005	Brian Calhoun, WIS	13	24	0	0	144	11.1
2006	Kevin Kelly, PSU	13	0	22	30	96	7.4
	P.J. Hill, WIS-FR	13	16	0	0	96	7.4
2007	Jehuu Caulcrick, MSU	13	21	0	0	126	9.7

PUNTING

Conference Games Only

Year	Player, School	G	NO.	YDS	AVG
1940	Don Scott, OSU	6	35	1490	42.6
1941	Walter Correll, ILL	5	17	688	40.5
1942	Earl Dolaway, IND	4	13	534	41.0
1943	Ray Dooney, WIS	7	19	759	39.9
1944	Bob Wiese, MICH	4	15	643	42.9
1945	Rex John, WIS	6	27	1101	40.8
1946	T.A. Cox, WIS	6	16	688	43.0
	John Galvin, PUR	6	34	1322	38.9
1947	Pete Perini, OSU	5	46	1821	39.6
	Earl Girard, WIS	6	18	700	38.9
1948	Dwight Eddelman, ILL	7	52	2252	43.3
1949	Bob Robertson, IND	6	32	1306	40.8
1950	Jim Hammond, WIS	7	22	926	42.0
1951	Bob Robertson, IND	3	25	973	38.8
1952	Ken Miller, ILL	7	28	1126	40.2
1953	George Broeder, IOWA	6	22	908	41.2
1954	Ron Kramer, MICH	7	18	746	41.4
1955	Kelvin Kleber, MINN	7	25	1106	44.2
1956	Clarence Peaks, MSU	3	13	532	40.9
1957	Kenny Mikes, PUR	7	26	1007	38.8
1958	Brad Myers, MICH	7	20	856	42.8
1959	Tom Robbins, MINN	7	42	1630	38.8
1960	Jim Bakken, WIS	7	28	1163	41.5
1961	Jim Bakken, WIS	7	31	1277	41.2
1962	Russ Pfahler, PUR	6	21	885	40.7
1963	Lou Bobich, MSU	6	27	1110	41.1
1964	Lou Bobich, MSU	6	21	882	42.0
1965	Ron Rector, NU	7	27	1080	40.0
1966	Stan Kemp, MICH	7	36	1425	39.6
1967	John Isenbarger, IND	7	38	1470	38.7
1968	Dick Berlinski, MSU	7	33	1297	39.3
	Kerry Reardon, IOWA	7	30	1178	39.3
1969	Walt Bowser, MINN	7	37	1473	39.8
1970	Paul Staroba, MICH	7	29	1212	41.8
	Marty McGann, NU	7	29	1212	41.8
1971	Gary Lago, OSU	8	53	2151	40.6

Year	Player, School	G	NO.	YDS	AVG
1972	Gary Lago, OSU	8	34	1412	41.5
1973	Ken Simmons, WIS	8	24	1006	41.9
1974	Tom Skladany, OSU	8	19	876	46.1
1975	Tom Skladany, OSU	8	26	1226	47.2
1976	Tom Skladany, OSU	8	35	1470	42.0
1977	Ray Stachowicz, MSU-FR	8	41	1648	40.2
1978	Tom Orosz, OSU	8	29	1288	44.4
1979	Ray Stachowicz, MSU	8	44	1925	43.8
1980	Ray Stachowicz, MSU	8	49	2184	44.6
1981	Reggie Roby, IOWA	9	30	1435	47.8
1982	Reggie Roby, IOWA	9	36	1699	47.2
1983	Ralf Mojsiejenko, MSU	9	63	2701	42.9
1984	Adam Kelly, MINN	9	44	2080	47.3
1985	Greg Montgomery, MSU	8	43	1941	45.1
1986	Greg Montgomery, MSU	8	28	1392	49.7
1987	Tom Tupa, OSU	8	40	1861	46.5
1988	Tom Bolyard, IND	8	20	852	42.6
1989	Josh Butland, MSU	8	20	895	44.8
1990	Jeff Bohlman, OSU	8	32	1398	43.7
1991	Eric Bruun, PUR	8	42	1828	43.5
1992	Jim DiGuilio, IND	8	44	1958	44.5
1993	Rob Deignan, PUR	8	29	1205	41.6
1994	Scott Terna, OSU	7	36	1544	42.9
1995	Nick Gallery, IOWA	8	30	1329	44.3
1996	no record				
1997	Brent Bartholomew, OSU	8	40	1771	44.3
1998	Kevin Stemke, WIS	8	55	2469	44.9
1999	Drew Hagan, IND	8	34	1548	45.5
2000	Kevin Stemke, WIS	8	39	1758	45.1
2001	Travis Dorsch, PUR	8	37	1818	49.1
2002	Andy Groom, OSU	8	39	1713	43.9
2003	Brandon Fields, MSU-FR	8	34	1562	45.9
2004	Brandon Fields, MSU	8	28	1344	48.0
2005	Ken DeBauche, WIS	8	43	1910	44.4
2006	Jeremy Kapinos, PSU	8	46	1999	43.5
2007	Justin Kucek, MINN	8	44	1918	43.6

All Games

Year	Player, School	G	NO.	YDS	AVG
1985	Greg Montgomery, MSU	11	69	3084	44.7
1986	Tom Tupa, OSU	11	50	2180	43.6
1987	Tom Tupa, OSU	11	63	2963	47.0
1988	Tom Bolyard, IND	12	31	1335	43.1
1989	Shawn McCarthy, PUR	11	69	3075	44.6
1990	Macky Smith, IND	12	57	2416	42.4
1991	Eric Bruun, PUR	11	59	2548	43.2
1992	Jim DiGuilio, IND	11	53	2347	44.3
1993	Jim DiGuilio, IND	12	44	1872	42.6
1994	Paul Burton, NU	11	51	2193	43.0
1995	Nick Gallery, IOWA	12	40	1813	45.3
1996	Nick Gallery, IOWA	12	49	2216	45.2
1997	Brent Bartholomew, OSU	13	72	3252	45.2
1998	Kevin Stemke, WIS	12	72	3155	43.8
1999	Drew Hagan, IND	11	44	1971	44.8
2000	Kevin Stemke, WIS	13	69	3070	44.5
2001	Travis Dorsch, PUR	12	53	2547	48.1
2002	Andy Groom, OSU	14	60	2697	45.0
2003	Brandon Fields, MSU-FR	13	62	2878	46.4
2004	Brandon Fields, MSU	12	50	2394	47.9
2005	Ken DeBauche, WIS	13	57	2555	44.8
2006	Brandon Fields, MSU	12	57	2469	43.3
2007	Jeremy Boone, PSU	13	59	2538	43.0

FR — Denotes freshman eligibility (since 1972 when the NCAA officially restored freshman eligibility)

ANNUAL STATISTICAL CHAMPIONS – TEAM

Beginning in 1985, champions listed for both conference games only and all games.
(Bowl games included beginning in 1988.)

RUSHING OFFENSE

Conference Games Only

Year	School	G	YDS	YDS/G
1939	Minnesota	6	1447	241.2
1940	Minnesota	6	1326	221.0
1941	Minnesota	5	1389	277.8
1942	Ohio State	6	1621	270.1
1943	Michigan	6	1920	320.0
1944	Ohio State	6	1646	274.3
1945	Indiana	6	1284	214.0
	Ohio State	7	1478	214.0
1946	Northwestern	6	1233	205.5
1947	Michigan	6	1455	242.5
1948	Ohio State	6	1274	212.3
1949	Illinois	7	1987	283.9
1950	Ohio State	7	1386	198.0
1951	Wisconsin	7	1651	235.9
1952	Wisconsin	7	1794	256.3
1953	Illinois	6	1707	284.5
1954	Ohio State	7	1674	239.1
1955	Ohio State	6	1858	309.7
1956	Ohio State	6	1562	260.3
1957	Ohio State	7	2142	307.0
1958	Iowa	6	1501	250.2
1959	Iowa	6	1359	226.5
1960	Iowa	6	1462	243.7
1961	Ohio State	6	1676	279.3
1962	Ohio State	6	1651	275.2
1963	Michigan State	6	1123	187.2
1964	Michigan	7	1558	222.6
1965	Michigan State	7	1746	249.4
1966	Michigan State	7	1567	223.9
1967	Purdue	7	1845	263.6
1968	Ohio State	7	2243	320.4
1969	Ohio State	7	2082	297.4
1970	Ohio State	7	1949	278.4
1971	Michigan	8	2734	341.6
1972	Minnesota	8	2241	280.1
1973	Ohio State	8	2921	365.1
1974	Ohio State	8	2912	364.0
1975	Michigan	8	2809	351.1
1976	Michigan	8	2776	347.0
1977	Ohio State	8	2714	339.2
1978	Ohio State	8	2419	302.4
1979	Michigan	8	2151	268.9
1980	Ohio State	8	2150	268.7
1981	Michigan	9	2529	281.0
1982	Michigan	9	2466	274.0
1983	Michigan	9	2611	290.1
1984	Ohio State	9	2194	243.8
1985	Michigan State	8	1850	231.2
1986	Minnesota	8	1891	236.4
1987	Michigan State	8	2188	273.5
1988	Michigan	8	2237	279.6
1989	Ohio State	8	2078	259.8
1990	Michigan State	8	2199	274.9
1991	Michigan	8	2117	264.6
1992	Michigan	8	2278	284.8
1993	Wisconsin	8	2091	261.4
1994	Penn State	8	2028	253.5
1995	Purdue	8	1844	230.5
1996	Ohio State	8	1697	212.1
1997	Penn State	8	1602	200.2
1998	Wisconsin	8	1547	193.4
1999	Wisconsin	8	2182	272.8
2000	Northwestern	8	2222	277.8

Year	School	G	YDS	YDS/G
2001	Indiana	8	2414	301.8
2002	Penn State	8	1845	230.6
2003	Minnesota	8	2347	293.4
2004	Michigan State	8	2126	265.8
2005	Minnesota	8	2074	259.2
2006	Ohio State	8	1604	200.5
2007	Illinois	8	2096	262.0

All Games

Year	School	G	YDS	YDS/G
1985	Minnesota	11	2391	217.4
1986	Minnesota	11	2523	229.4
1987	Michigan	11	2884	262.2
1988	Michigan	12	3031	252.6
1989	Ohio State	12	2717	226.4
1990	Michigan	12	3175	264.6
1991	Michigan	12	2783	231.9
1992	Michigan	12	3217	268.1
1993	Wisconsin	12	3009	250.8
1994	Penn State	12	2988	249.0
1995	Purdue	11	2567	233.4
1996	Wisconsin	13	3242	249.4
1997	Iowa	12	2604	217.0
1998	Wisconsin	12	2590	215.8
1999	Wisconsin	12	3283	273.6
2000	Indiana	11	2930	266.4
2001	Indiana	11	2964	269.5
2002	Penn State	13	2972	228.6
2003	Minnesota	13	3759	289.2
2004	Minnesota	12	3082	256.8
2005	Minnesota	12	3277	273.1
2006	Illinois	12	2266	188.8
2007	Illinois	13	3338	256.8

PASSING OFFENSE

Conference Games Only

Year	School	G	YDS	YDS/G
1939	Indiana	5	663	132.6
1940	Illinois	5	520	104.0
1941	Wisconsin	6	598	99.6
1942	Northwestern	6	810	135.0
1943	Indiana	6	588	98.0
1944	Indiana	7	616	88.0
1945	Indiana	6	648	108.0
1946	Michigan	7	1019	145.5
1947	Michigan	6	821	136.8
1948	Michigan	6	906	151.0
1949	Ohio State	6	900	150.0
1950	Northwestern	6	848	141.3
1951	Wisconsin	7	1088	155.4
1952	Illinois	7	1345	192.1
1953	Indiana	6	845	140.8
1954	Purdue	6	1106	184.3
1955	Purdue	7	1028	146.8
1956	Purdue	7	1028	146.8
1957	Iowa	6	754	125.7
1958	Iowa	6	999	166.5
1959	Iowa	6	750	125.0
1960	Wisconsin	7	2000	157.1
1961	Wisconsin	7	2000	157.1
1962	Northwestern	6	1197	199.5
1963	Wisconsin	7	1190	170.0
1964	Iowa	6	1601	266.8
1965	Purdue	7	1128	161.1
1966	Purdue	7	1346	192.3
1967	Purdue	7	1310	187.1
1968	Iowa	7	1391	198.7
1969	Purdue	7	1751	250.1
1970	Minnesota	7	1216	173.7

Year	School	G	YDS	YDS/G
1971	Purdue	8	1647	206.0
1972	Northwestern	9	1332	148.0
1973	Northwestern	8	1140	142.5
1974	Purdue	8	1192	149.0
1975	Minnesota	8	1285	160.6
1976	Michigan State	8	1666	208.2
1977	Purdue	8	1648	206.0
1978	Michigan State	8	1983	247.9
1979	Minnesota	9	1969	218.8
1980	Illinois	8	2518	314.7
1981	Illinois	9	3062	340.2
1982	Illinois	9	2680	297.8
1983	Iowa	9	2449	272.1
1984	Illinois	9	2494	277.1
1985	Purdue	8	2643	330.4
1986	Michigan State	8	1957	244.6
1987	Iowa	8	2659	332.4
1988	Iowa	8	2386	298.3
1989	Illinois	8	2096	262.0
1990	Illinois	8	2057	257.1
1991	Indiana	8	1991	248.9
1992	Iowa	8	1905	238.1
1993	Minnesota	8	2491	311.4
1994	Minnesota	8	2164	270.5
1995	Minnesota	8	2146	268.3
1996	Purdue	8	2000	250.0
1997	Purdue	8	2218	277.2
1998	Purdue	8	2996	374.5
1999	Purdue	8	2668	333.5
2000	Purdue	8	2444	305.5
2001	Michigan State	8	2261	282.6
2002	Illinois	8	2243	280.4
2003	Michigan State	8	2368	296.0
2004	Purdue	8	2458	307.2
2005	Northwestern	8	2453	306.6
2006	Purdue	8	2091	261.4
2007	Northwestern	8	2485	310.6

All Games

Year	School	G	YDS	YDS/G
1985	Purdue	11	3760	341.8
1986	Michigan State	11	2646	240.5
1987	Iowa	12	3559	296.6
1988	Iowa	13	3752	288.6
1989	Illinois	12	2970	247.5
1990	Purdue	11	2877	261.5
1991	Illinois	12	3066	255.5
1992	Minnesota	11	2515	228.6
1993	Minnesota	11	3277	297.9
1994	Penn State	12	3164	263.7
1995	Ohio State	13	3490	268.5
1996	Minnesota	11	2578	234.4
1997	Purdue	12	3422	285.2
1998	Purdue	13	4208	323.7
1999	Purdue	12	3986	332.2
2000	Purdue	12	3713	309.4
2001	Michigan State	12	3510	292.5
2002	Illinois	12	3388	282.3
2003	Michigan	13	3520	270.8
2004	Purdue	12	3854	321.2
2005	Northwestern	12	3681	306.8
2006	Purdue	14	4082	291.6
2007	Northwestern	12	3695	307.9

ANNUAL STATISTICAL CHAMPIONS - TEAM

PASSING EFFICIENCY

Conference Games Only

Year	School	G	YDS	YDS/G	PTS
1990	Iowa	8	1558	194.8	149.9
1991	Michigan	8	1511	188.9	166.5
1992	Michigan	8	1426	178.3	148.3
1993	Michigan	8	1603	200.4	155.2
1994	Penn State	8	2033	254.1	165.7
1995	Ohio State	8	2055	256.9	155.7
1996	Purdue	8	2000	250.0	147.6
1997	Ohio State	8	1964	245.5	146.4
1998	Ohio State	8	2585	323.1	152.2
1999	Wisconsin	8	1182	147.8	141.9
2000	Michigan	8	1932	241.5	148.0
2001	Iowa	8	1806	225.8	142.7
2002	Iowa	8	1661	207.6	172.6
2003	Minnesota	8	1726	215.8	159.2
2004	Iowa	8	2107	263.4	136.7
2005	Ohio State	8	1804	225.5	168.4
2006	Ohio State	8	1646	205.8	158.6
2007	Ohio State	8	1432	179.0	141.3

All Games

Year	School	G	YDS	YDS/G	PTS
1990	Michigan	12	2015	167.9	137.7
1991	Michigan	12	2255	187.9	154.7
1992	Michigan	12	2386	198.8	148.1
1993	Wisconsin	12	2453	204.4	155.9
1994	Penn State	12	3164	263.7	163.5
1995	Ohio State	13	3490	268.5	162.2
1996	Ohio State	12	2546	212.2	144.4
1997	Ohio State	13	3146	242.0	146.8
1998	Ohio State	12	3576	298.0	147.8
1999	Penn State	13	2922	224.8	136.5
2000	Michigan	12	2772	231.0	155.3
2001	Michigan State	12	3510	292.5	153.0
2002	Iowa	13	2734	210.3	156.3
2003	Minnesota	13	2671	205.5	155.3
2004	Purdue	12	3854	321.2	150.2
2005	Ohio State	12	2708	225.7	156.6
2006	Ohio State	13	2791	214.7	160.5
2007	Ohio State	13	2558	196.8	146.7

TOTAL OFFENSE

Conference Games Only

Year	School	G	YDS	YDS/G
1939	Ohio State	6	1750	291.7
1940	Michigan	4	1088	272.0
1941	Minnesota	5	1715	343.0
1942	Ohio State	6	2110	351.6
1943	Michigan	6	2256	376.0
1944	Ohio State	6	2107	351.1
1945	Wisconsin	6	1860	310.0
1946	Michigan	7	2386	340.9
1947	Michigan	6	2276	379.3
1948	Minnesota	7	2324	332.0
1949	Illinois	7	2367	338.1
1950	Northwestern	6	1987	331.2
1951	Wisconsin	7	2739	391.3
1952	Wisconsin	6	2490	415.5
1953	Illinois	6	2156	359.3
1954	Purdue	6	1908	318.0
1955	Ohio State	6	1935	322.5
1956	Michigan State	6	1953	325.5
1957	Michigan State	6	2233	372.2
1958	Iowa	6	2500	416.7
1959	Iowa	6	2109	351.5
1960	Ohio State	6	1846	307.7
1961	Ohio State	6	2229	371.5

Year	School	G	YDS	YDS/G
1962	Wisconsin	7	2138	305.4
1963	Wisconsin	7	2138	305.4
1964	Iowa	6	2076	346.0
1965	Michigan State	7	2640	377.1
1966	Purdue	7	2547	363.9
1967	Purdue	7	3155	450.7
1968	Iowa	7	3373	481.9
1969	Ohio State	7	2931	481.7
1970	Michigan	7	2882	411.7
1971	Michigan State	8	3281	410.0
1972	Illinois	8	2851	356.4
1973	Ohio State	8	3250	406.3
1974	Ohio State	8	3726	465.8
1975	Michigan	8	3374	421.7
1976	Michigan	8	3460	347.0
1977	Ohio State	8	3555	444.4
1978	Michigan State	8	4185	523.1
1979	Michigan	8	3295	411.9
1980	Purdue	8	3787	473.4
1981	Illinois	9	4015	446.1
1982	Ohio State	8	3580	447.5
1983	Iowa	9	4244	471.6
1984	Ohio State	9	3999	444.3
1985	Iowa	8	3586	448.2
1986	Michigan	8	3693	461.6
1987	Iowa	8	3613	451.6
1988	Michigan	8	3514	439.3
1989	Michigan State	8	3347	418.4
1990	Iowa	8	3325	415.6
1991	Michigan	8	3629	453.6
1992	Michigan	8	3704	463.0
1993	Wisconsin	8	3791	473.9
1994	Penn State	8	4061	507.6
1995	Ohio State	8	3779	472.4
1996	Michigan State	8	3583	447.9
1997	Purdue	8	3739	467.4
1998	Purdue	8	3992	499.0
1999	Purdue	8	3651	456.4
2000	Northwestern	8	4090	511.3
2001	Indiana	8	3717	464.6
2002	Purdue	8	3771	471.4
2003	Minnesota	8	4073	509.1
2004	Michigan State	8	3816	477.0
2005	Northwestern	8	3952	494.0
2006	Ohio State	8	3250	406.2
2007	Michigan State	8	3449	431.1

All Games

Year	School	G	YDS	YDS/G
1985	Iowa	11	5106	464.2
1986	Michigan	11	4778	443.4
1987	Iowa	12	5254	437.8
1988	Indiana	12	5253	437.8
1989	Ohio State	12	4897	408.1
1990	Michigan	12	5190	432.5
1991	Michigan	12	5098	419.8
1992	Michigan	12	5603	466.9
1993	Wisconsin	12	5462	455.2
1994	Penn State	12	6152	512.7
1995	Ohio State	13	6222	478.6
1996	Ohio State	12	5285	440.4
1997	Purdue	12	5510	459.2
1998	Ohio State	12	5971	497.6
1999	Purdue	12	5548	462.3
2000	Northwestern	12	5615	467.9
2001	Michigan State	12	5364	447.0
2002	Purdue	13	5879	452.2
2003	Minnesota	13	6430	494.6
2004	Michigan State	12	5520	460.0
2005	Northwestern	12	6004	500.3
2006	Purdue	14	5820	415.7
2007	Purdue	13	5667	435.9

SCORING OFFENSE

Conference Games Only

Year	School	G	PTS	PTS/G
1936	Minnesota	5	135	27.0
1937	Minnesota	5	100	20.0
1938	Michigan	5	83	16.6
1939	Michigan	5	147	29.4
1940	Michigan	4	94	23.5
1941	Minnesota	5	124	24.8
1942	Ohio State	6	150	25.0
1943	Michigan	6	207	34.5
1944	Ohio State	6	153	25.5
1945	Indiana	6	153	25.5
1946	Michigan	7	165	23.6
1947	Michigan	6	172	28.7
1948	Michigan	6	190	31.7
1949	Minnesota	6	131	21.8
1950	Ohio State	7	218	31.1
1951	Purdue	5	116	23.1
1952	Wisconsin	7	184	26.3
1953	Illinois	6	154	25.7
1954	Wisconsin	7	135	19.3
1955	Ohio State	6	159	26.5
1956	Michigan State	6	132	22.0
1957	Michigan State	6	184	30.7
1958	Iowa	6	173	28.8
1959	Iowa	6	119	19.8
1960	Iowa	6	163	27.2
1961	Ohio State	6	179	29.8
1962	Wisconsin	7	199	28.4
1963	Illinois	7	125	17.9
1964	Michigan	7	156	22.3
1965	Michigan State	7	203	29.0
1966	Michigan State	7	213	30.4
1967	Purdue	7	225	32.1
1968	Iowa	7	256	36.6
1969	Ohio State	7	280	40.0
1970	Michigan	7	237	33.9
1971	Michigan	8	269	33.6
1972	Ohio State	8	199	24.9
1973	Ohio State	8	307	38.4
1974	Ohio State	8	299	37.4
1975	Ohio State	8	284	35.5
1976	Michigan	8	274	34.2
1977	Ohio State	8	264	33.0
1978	Michigan State	8	328	41.0
1979	Ohio State	8	281	35.1
1980	Ohio State	8	299	37.4
1981	Ohio State	8	271	33.9
1982	Michigan	9	287	31.9
1983	Ohio State	9	327	36.3
1984	Ohio State	9	308	34.2
1985	Iowa	8	249	31.1
1986	Michigan	8	262	32.8
1987	Iowa	8	237	29.6
1988	Michigan	8	273	34.1
1989	Ohio State	8	251	31.4
1990	Ohio State	8	264	33.0
	Iowa	8	264	33.0
1991	Michigan	8	316	39.5
1992	Michigan	8	280	35.0
1993	Wisconsin	8	246	30.8
1994	Penn State	8	385	48.1
1995	Ohio State	8	295	36.9
1996	Michigan State	8	277	34.6
1997	Purdue	8	285	35.6
1998	Purdue	8	304	38.0
1999	Wisconsin	8	281	35.1
2000	Northwestern	8	337	42.1
2001	Iowa	8	263	32.9
2002	Iowa	8	302	27.8

ANNUAL STATISTICAL CHAMPIONS – TEAM

Year	School	G	PTS	PTS/G
2003	Michigan	8	286	35.8
2004	Michigan State	8	253	31.6
2005	Penn State	8	282	35.2
2006	Ohio State	8	305	38.1
2007	Michigan State	8	278	34.8

All Games

Year	School	G	PTS	PTS/G
1985	Iowa	11	412	37.5
1986	Iowa	11	352	32.0
1987	Iowa	12	360	30.0
1988	Indiana	12	396	33.0
1989	Michigan State	12	356	29.7
1990	Iowa	12	427	35.6
1991	Michigan	12	420	35.0
1992	Michigan	12	431	35.9
1993	Penn State	12	388	32.5
1994	Penn State	12	564	47.0
1995	Ohio State	13	476	36.6
1996	Ohio State	12	455	37.9
1997	Iowa	12	411	34.3
1998	Ohio State	12	430	35.8
1999	Wisconsin	12	409	34.1
2000	Northwestern	12	441	36.8
2001	Iowa	12	391	32.6
2002	Iowa	13	484	37.2
2003	Minnesota	13	503	38.7
2004	Purdue	12	381	31.8
2005	Minnesota	12	429	35.8
2006	Ohio State	13	450	34.6
2007	Purdue	13	446	34.3

RUSHING DEFENSE

Conference Games Only

Year	School	G	YDS	YDS/G
1947	Indiana	6	833	138.8
1948	Michigan	6	421	70.2
1949	Wisconsin	6	658	109.7
1950	Ohio State	7	571	81.6
1951	Wisconsin	7	482	68.9
1952	Michigan	6	667	111.2
1953	Iowa	6	729	121.5
1954	Ohio State	7	889	127.0
1955	Purdue	7	832	118.8
1956	Iowa	6	871	145.2
1957	Michigan State	6	750	125.0
1958	Purdue	6	645	107.5
1959	Illinois	7	819	117.0
1960	Minnesota	6	811	135.2
1961	Minnesota	7	630	90.0
1962	Minnesota	7	407	58.2
1963	Michigan State	6	457	76.2
1964	Ohio State	6	508	84.7
1965	Michigan State	7	242	34.6
1966	Michigan State	7	320	45.7
1967	Ohio State	7	855	122.1
1968	Ohio State	7	864	123.4
1969	Ohio State	7	614	87.7
1970	Ohio State	7	779	111.3
1971	Michigan	8	545	68.1
1972	Purdue	8	1075	134.4
1973	Michigan	8	923	115.4
1974	Michigan	8	895	111.9
1975	Michigan	8	924	115.5
1976	Michigan	8	1050	131.2
1977	Michigan	8	831	103.9
1978	Michigan	8	906	113.2
1979	Purdue	8	811	101.4

Year	School	G	YDS	YDS/G
1980	Michigan	8	921	115.1
1981	Iowa	8	559	69.9
1982	Iowa	8	653	81.6
1983	Illinois	9	809	89.9
1984	Iowa	9	903	100.3
1985	Michigan	8	755	94.4
1986	Michigan State	8	832	104.0
1987	Michigan State	8	301	37.6
1988	Michigan State	8	772	96.5
1989	Michigan State	8	688	86.0
1990	Iowa	8	752	94.0
1991	Michigan	8	816	102.0
1992	Michigan	8	629	78.6
1993	Michigan	8	824	103.0
1994	Michigan	8	898	112.3
1995	Michigan	8	705	88.1
1996	Ohio State	8	681	85.1
1997	Michigan	8	711	88.9
1998	Ohio State	8	366	45.8
1999	Michigan State	8	682	85.3
2000	Ohio State	8	732	91.5
2001	Michigan	8	763	95.4
2002	Iowa	8	631	78.9
2003	Ohio State	8	630	78.8
2004	Iowa	8	863	107.9
2005	Ohio State	8	646	80.8
2006	Michigan	8	407	50.9
2007	Ohio State	8	534	66.8

All Games

Year	School	G	YDS	YDS/G
1985	Iowa	11	1117	101.5
1986	Iowa	11	1129	102.6
1987	Michigan State	11	676	61.5
1988	Michigan State	12	435	118.4
1989	Michigan State	12	1145	95.4
1990	Michigan	12	1256	104.7
1991	Michigan	12	1265	105.4
1992	Michigan	12	1090	90.8
1993	Michigan	12	1296	108.0
1994	Illinois	12	1460	121.7
1995	Michigan	13	1211	93.2
1996	Ohio State	12	1149	95.8
1997	Michigan	12	1068	89.0
1998	Ohio State	12	837	69.8
1999	Michigan State	12	914	76.2
2000	Ohio State	12	1226	102.2
2001	Michigan	12	1069	89.1
2002	Ohio State	14	1088	77.7
2003	Ohio State	13	810	62.3
2004	Iowa	12	1110	92.5
2005	Ohio State	12	881	73.4
2006	Michigan	13	564	43.4
2007	Ohio State	13	1077	82.8

PASSING DEFENSE

Conference Games Only

Year	School	G	YDS	YDS/G
1947	Iowa	6	337	56.2
1948	Northwestern	6	317	52.8
1949	Ohio State	6	421	70.2
1950	Illinois	6	406	67.7
1951	Wisconsin	7	518	74.0
1952	Illinois	7	715	102.1
1953	Michigan State	6	306	51.0
1954	Michigan	7	484	69.1
1955	Indiana	6	443	73.8
1956	Purdue	7	332	47.4
1957	Michigan State	6	342	57.0

Year	School	G	YDS	YDS/G
1958	Michigan State	6	392	65.3
1959	Illinois	7	430	61.4
1960	Michigan	6	496	82.7
1961	Purdue	6	496	82.7
1962	Michigan State	7	480	68.5
1963	Ohio State	6	431	71.8
1964	Illinois	7	744	106.3
1965	Wisconsin	7	751	107.3
1966	Michigan	7	634	90.6
1967	Michigan	7	738	105.4
1968	Michigan	7	733	104.7
1969	Minnesota	7	811	115.9
1970	Northwestern	7	404	57.7
1971	Illinois	8	840	105.0
1972	Michigan	8	574	71.8
1973	Michigan State	8	347	43.4
1974	Iowa	8	470	58.8
1975	Wisconsin	8	488	61.0
1976	Northwestern	8	770	96.2
1977	Ohio State	8	577	72.1
1978	Michigan	8	799	99.9
1979	Ohio State	8	1055	131.9
1980	Northwestern	9	1101	122.3
1981	Michigan State	9	1654	182.8
1982	Minnesota	9	1513	168.1
1983	Michigan	9	1467	163.0
1984	Iowa	9	1350	150.0
1985	Michigan	8	1249	156.1
1986	Michigan	8	1220	152.5
1987	Illinois	8	769	96.1
1988	Northwestern	8	1007	125.9
1989	Indiana	8	1148	143.5
1990	Wisconsin	8	1109	138.6
1991	Wisconsin	8	1126	140.8
1992	Indiana	8	1184	148.0
1993	Indiana	8	1372	171.5
1994	Michigan State	8	1112	139.0
1995	Indiana	8	1026	128.3
1996	Wisconsin	8	1083	135.4
1997	Michigan	8	833	104.1
1998	Michigan	8	1114	139.2
1999	Ohio State	8	1513	189.1
2000	Michigan State	8	1273	159.1
2001	Michigan	8	1526	190.8
2002	Northwestern	8	1463	182.9
2003	Penn State	8	1335	166.9
2004	Penn State	8	1242	155.2
2005	Ohio State	8	1523	190.4
2006	Wisconsin	8	1205	150.6
2007	Ohio State	8	1355	169.4

All Games

Year	School	G	YDS	YDS/G
1985	Michigan	11	1655	150.5
1986	Illinois	11	1765	160.5
1987	Illinois	11	1152	104.7
1988	Purdue	11	1430	130.0
1989	Illinois	12	1757	146.4
1990	Wisconsin	11	1512	137.5
1991	Wisconsin	11	1470	133.6
1992	Indiana	11	1694	154.0
1993	Indiana	12	1997	166.4
1994	Michigan State	11	1604	145.8
1995	Indiana	11	1537	139.7
1996	Ohio State	12	1803	150.3
1997	Michigan	12	1606	133.8
1998	Michigan	13	2356	181.2
1999	Minnesota	12	2153	179.4
2000	Michigan State	11	1805	164.1
2001	Ohio State	12	2364	197.0

ANNUAL STATISTICAL CHAMPIONS - TEAM

Year	School	G	YDS	YDS/G
2002	Minnesota	13	2322	178.6
2003	Penn State	12	1840	153.3
2004	Penn State	11	1785	162.3
2005	Indiana	11	2228	202.5
2006	Wisconsin	13	1798	138.3
2007	Ohio State	13	1952	150.2

PASSING DEFENSE EFFICIENCY

Conference Games Only

Year	School	G	YDS	YDS/G	PTS
1990	Illinois	8	1247	155.9	98.7
1991	Wisconsin	8	1126	140.8	105.7
1992	Iowa	8	1209	151.1	96.4
1993	Iowa	8	1388	173.5	99.3
1994	Michigan State	8	1112	139.0	103.1
1995	Northwestern	8	1476	184.5	95.2
1996	no record				
1997	Michigan	8	833	104.1	73.5
1998	Ohio State	8	1754	219.2	89.3
1999	Wisconsin	8	1652	206.5	101.4
2000	Michigan State	8	1273	159.1	103.2
2001	Michigan	8	1526	190.8	103.5
2002	Iowa	8	2028	253.5	99.0
2003	Michigan	8	1447	180.9	96.6
2004	Penn State	8	1242	155.3	92.8
2005	Penn State	8	1595	199.4	104.1
2006	Wisconsin	8	1205	150.6	89.8
2007	Michigan	8	1382	172.8	98.1

All Games

Year	School	G	YDS	YDS/G	PTS
1990	Illinois	12	1740	145.0	100.1
1991	Wisconsin	11	1470	133.6	100.2
1992	Ohio State	12	2197	183.1	99.7
1993	Iowa	12	2064	172.0	103.8
1994	Michigan State	11	1604	145.8	101.5
1995	Illinois	11	1976	179.6	101.7
1996	Ohio State	12	1803	150.3	95.8
1997	Michigan	12	1606	133.8	81.8
1998	Michigan	13	2356	181.2	49.9
1999	Wisconsin	12	2258	188.2	97.9
2000	Michigan State	11	1805	164.1	104.5
2001	Ohio State	12	2364	197.0	107.6
2002	Purdue	13	2613	201.0	105.2
2003	Michigan	13	2347	180.5	102.2
2004	Penn State	11	1785	162.3	99.8
2005	Penn State	12	2540	211.7	106.6
2006	Wisconsin	13	1798	138.3	84.2
2007	Ohio State	13	1952	150.2	98.7

TOTAL DEFENSE

Conference Games Only

Year	School	G	YDS	YDS/G
1947	Iowa	6	1112	185.3
1948	Michigan	6	1212	202.0
1949	Ohio State	6	1352	225.3
1950	Minnesota	6	1036	172.7
1951	Wisconsin	6	857	142.9
1952	Michigan	6	1553	258.8
1953	Michigan State	6	1131	188.5
1954	Michigan	7	1580	225.7
1955	Purdue	7	1516	216.5
1956	Purdue	7	1508	215.4
1957	Michigan State	6	1092	182.0
1958	Purdue	6	1049	174.8
1959	Illinois	7	1249	178.4
1960	Michigan	6	1389	231.5
1961	Michigan State	7	1407	201.0
1962	Michigan State	7	1255	179.3

Year	School	G	YDS	YDS/G
1963	Michigan State	6	1072	178.7
1964	Illinois	7	1389	198.4
1965	Michigan State	7	1272	181.7
1966	Michigan State	7	1557	222.4
1967	Purdue	7	1813	259.0
1968	Ohio State	7	1932	276.0
1969	Ohio State	7	1946	278.0
1970	Northwestern	7	1509	215.6
1971	Michigan	8	1613	201.6
1972	Michigan	8	1705	213.1
1973	Ohio State	8	1659	211.0
1974	Michigan	8	1689	211.1
1975	Michigan	8	1724	215.5
1976	Michigan	8	2085	260.6
1977	Ohio State	8	1758	219.7
1978	Michigan	8	1705	213.1
1979	Ohio State	8	2077	259.8
1980	Michigan	8	2099	262.4
1981	Iowa	8	2120	265.0
1982	Iowa	8	2574	321.7
1983	Michigan	9	2323	258.1
1984	Iowa	9	2253	250.3
1985	Michigan	8	2004	250.5
1986	Michigan	8	2169	271.1
1987	Michigan State	8	1476	184.5
1988	Michigan	8	2204	275.5
1989	Michigan State	8	2251	281.4
1990	Michigan	8	2315	289.4
1991	Indiana	8	2185	273.1
1992	Ohio State	8	2335	291.9
1993	Ohio State	8	2408	301.0
1994	Ohio State	8	2481	310.1
1995	Michigan	8	2516	314.5
1996	Ohio State	8	2058	257.3
1997	Michigan	8	1544	193.0
1998	Michigan	8	1957	244.6
1999	Michigan State	8	2435	304.4
2000	Ohio State	8	2579	322.4
2001	Michigan	8	2289	286.1
2002	Ohio State	8	2433	304.1
2003	Ohio State	8	2301	287.6
2004	Iowa	8	2323	290.4
2005	Ohio State	8	2169	271.1
2006	Ohio State	8	2056	257.0
2007	Ohio State	8	1889	236.1

All Games

Year	School	G	YDS	YDS/G
1985	Michigan	11	2790	253.6
1986	Iowa	11	3031	275.5
1987	Michigan State	11	2482	225.6
1988	Michigan	12	3506	292.2
1989	Michigan State	12	3371	280.5
1990	Iowa	12	3721	310.1
1991	Iowa	12	3417	284.8
1992	Michigan	12	3664	305.3
1993	Indiana	12	3654	304.5
1994	Illinois	12	3408	284.1
1995	Michigan	13	3702	284.8
1996	Ohio State	12	2952	246.0
1997	Michigan	12	2674	222.8
1998	Ohio State	12	3118	259.8
1999	Wisconsin	12	3577	298.1
2000	Michigan State	11	3501	318.3
2001	Michigan	12	3797	316.4
2002	Purdue	13	4123	317.2
2003	Ohio State	13	3859	296.8
2004	Wisconsin	12	3495	291.2
2005	Ohio State	12	3376	281.3
2006	Wisconsin	13	3290	253.1
2007	Ohio State	13	3029	233.0

SCORING DEFENSE

Conference Games Only

Year	School	G	PTS	PTS/G
1936	Minnesota	5	6	1.2
1937	Ohio State	6	10	1.7
1938	Minnesota	5	12	2.4
1939	Purdue	5	30	6.0
1940	Michigan	4	20	5.0
1941	Minnesota	5	32	6.4
1942	Wisconsin	5	38	7.6
1943	Michigan	6	32	5.3
1944	Ohio State	6	54	9.0
1945	Indiana	6	34	5.7
1946	Michigan	7	46	6.6
1947	Michigan	6	40	6.7
1948	Michigan	6	37	6.2
1949	Minnesota	6	47	7.8
1950	Illinois	6	35	5.8
1951	Illinois	6	23	3.8
1952	Ohio State	7	91	13.0
1953	Michigan State	6	50	8.3
1954	Ohio State	7	55	7.9
1955	Michigan State	6	48	8.0
1956	Iowa	6	44	7.3
1957	Ohio State	7	60	8.6
1958	Wisconsin	7	77	11.0
1959	Illinois	7	59	8.4
1960	Minnesota	6	50	8.3
1961	Michigan State	7	40	5.7
1962	Purdue	6	45	7.5
1963	Michigan State	6	43	7.2
1964	Ohio State	6	41	6.8
1965	Michigan State	7	56	8.0
1966	Michigan State	7	70	10.0
1967	Minnesota	7	84	12.0
1968	Purdue	7	112	16.0
1969	Michigan	7	77	11.0
1970	Michigan	7	68	9.7
1971	Michigan	8	70	8.7
1972	Michigan	8	34	4.3
1973	Ohio State	8	37	4.6
1974	Michigan	8	59	7.4
1975	Ohio State	8	43	5.4
1976	Michigan	8	67	8.4
1977	Ohio State	8	49	6.1
1978	Michigan	8	57	7.1
1979	Ohio State	8	59	7.4
1980	Michigan	8	64	8.0
1981	Iowa	8	92	11.5
1982	Michigan	9	126	14.0
1983	Michigan	9	109	12.1
1984	Iowa	9	137	15.2
1985	Michigan	8	60	7.5
1986	Ohio State	8	95	11.9
1987	Michigan State	8	61	7.6
1988	Michigan State	8	76	9.5
1989	Michigan	8	99	12.4
1990	Michigan	8	135	16.9
1991	Michigan	8	91	11.4
1992	Ohio State	8	100	12.5
1993	Michigan	8	91	11.4
1994	Illinois	8	136	17.0
1995	Northwestern	8	89	11.1
1996	Ohio State	8	91	11.4
1997	Michigan	8	78	9.8
1998	Wisconsin	8	91	11.4
1999	Wisconsin	8	108	13.5
2000	Ohio State	8	155	19.4
2001	Michigan	8	135	16.9
2002	Ohio State	8	88	11.0
2003	Ohio State	8	124	15.5

ANNUAL STATISTICAL CHAMPIONS – TEAM

Year	School	G	PTS	PTS/G
2004	Penn State	8	124	15.5
2005	Ohio State	8	118	14.8
2006	Ohio State	8	92	11.5
2007	Ohio State	8	103	12.9

All Games

Year	School	G	PTS	PTS/G
1985	Michigan	11	75	6.8
1986	Ohio State	11	167	13.9
1987	Michigan State	11	136	12.4
1988	Michigan	12	167	13.9
1989	Michigan State	12	163	13.6
1990	Michigan	12	198	16.5
1991	Iowa	12	177	14.8
1992	Ohio State	12	158	13.2
1993	Michigan	12	160	13.3
1994	Illinois	12	156	13.0
1995	Northwestern	12	181	15.1
1996	Ohio State	12	131	10.9
1997	Michigan	12	114	9.5
1998	Wisconsin	12	143	11.9
1999	Wisconsin	12	154	12.8
2000	Ohio State	12	222	18.5
2001	Michigan	12	237	19.8
2002	Ohio State	14	183	13.1
2003	Iowa	13	210	16.2
2004	Penn State	11	168	15.3
2005	Ohio State	12	183	15.2
2006	Wisconsin	13	157	12.1
2007	Ohio State	13	166	12.8

QUARTERBACK SACKS

Conference Games Only

Year	School	G	NO.	YDS	AVG/G
1990	Michigan	8	29	165	3.6
1991	Iowa	8	38	280	4.8
1992	Michigan	8	39	295	4.9
1993	Penn State	8	29	229	3.6
1994	Ohio State	8	23	188	2.9
1995	Wisconsin	8	29	191	3.6
1996	no record				
1997	Michigan	8	31	208	3.9
1998	Penn State	8	35	201	4.4
1999	Michigan State	8	39	255	4.9
2000	Ohio State	8	35	231	4.4
2001	Michigan	8	35	239	4.4
2002	Iowa	8	27	152	3.4
2003	Purdue	8	30	152	3.8
2004	Wisconsin	8	24	138	3.0
2005	Ohio State	8	28	177	3.5
2006	Michigan	8	26	197	3.3
2007	Ohio State	8	30	195	3.8

All Games

Year	School	G	NO.	YDS	AVG/G
1990	Michigan	12	43	268	3.6
1991	Iowa	12	61	343	5.1
1992	Michigan	12	46	354	3.8
1993	Penn State	12	39	307	3.3
1994	Penn State	12	38	315	3.2
1995	Iowa	12	47	272	3.9
1996	Iowa	12	51	346	4.6
1997	Minnesota	12	38	196	3.2
1998	Penn State	12	52	329	4.3
1999	Michigan State	12	53	378	4.4
2000	Ohio State	12	46	304	3.8
2001	Michigan	12	50	327	4.2
2002	Michigan	13	42	253	3.2
2003	Michigan State	13	45	299	3.5

Year	School	G	NO.	YDS	AVG/G
2004	Purdue	12	35	228	2.9
2005	Ohio State	12	44	291	3.7
2006	Michigan	13	43	333	3.3
2007	Penn State	13	46	322	3.5

TURNOVER MARGIN

Conference Games Only

Year	School	G	TK	GV	MAR	AVG/G
1980	Ohio State	8	18	6	24	3.00
1981	Iowa	8	26	16	10	1.25
1982	Michigan	9	25	14	11	1.22
1983	Michigan	9	25	14	11	1.22
1984	Ohio State	9	22	16	6	0.67
	Michigan	9	21	15	6	0.67
1985	Michigan State	8	22	13	9	1.13
	Michigan	8	20	11	9	1.13
1986	Ohio State	8	28	13	15	1.88
1987	Michigan State	8	24	10	14	1.75
1988	Michigan State	8	24	11	13	1.63
1989	Minnesota	8	27	12	15	1.88
1990	Illinois	8	22	15	7	0.88
1991	Michigan	8	20	11	9	1.13
1992	Michigan State	8	21	14	7	0.88
1993	Penn State	8	22	8	8	1.00
1994	Penn State	8	18	7	11	1.38
1995	Northwestern	8	26	9	17	2.13
1996	Northwestern	8	19	10	9	1.13
	Penn State	8	20	11	9	1.13
1997	Purdue	8	26	14	12	1.50
1998	Wisconsin	8	21	4	17	2.12
1999	Illinois	8	23	9	14	1.75
2000	Michigan	8	20	11	9	1.13
	Northwestern	8	17	8	9	1.13
2001	Purdue	8	29	17	12	1.50
2002	Iowa	8	25	9	16	2.00
2003	Michigan State	8	17	7	10	1.25
2004	Iowa	8	26	14	12	1.50
2005	Wisconsin	8	20	10	10	1.25
2006	Minnesota	8	17	9	8	1.00
2007	Iowa	8	16	7	9	1.12

All Games

Year	School	G	TK	GV	MAR	AVG/G
1987	Michigan State	11	30	19	11	1.00
1988	Michigan	12	30	11	19	1.58
1989	Minnesota	11	35	19	16	1.45
1990	Michigan	12	35	24	11	0.92
1991	Michigan	12	30	19	11	0.92
1992	Ohio State	12	26	16	10	0.83
1993	Wisconsin	12	34	20	14	1.17
1994	Penn State	12	25	13	12	1.00
1995	Northwestern	12	33	14	19	1.58
1996	Ohio State	12	31	16	15	1.25
1997	Purdue	12	35	21	14	1.17
1998	Wisconsin	10	33	23	10	1.92
1999	Illinois	12	27	14	13	1.08
2000	Michigan	12	29	16	13	1.08
2001	Purdue	12	40	29	11	0.92
2002	Wisconsin	14	35	17	18	1.29
2003	Purdue	13	28	16	12	0.92
2004	Iowa	12	32	19	13	1.08
2005	Wisconsin	13	27	14	13	1.00
2006	Minnesota	13	32	14	18	1.38
2007	Iowa	12	21	13	8	0.67

PUNTING

Conference Games Only

Year	School	G	AVG
1939	Ohio State	6	42.2
1940	Michigan	4	41.5
1941	Illinois	5	38.0
1942	Indiana	4	37.6
1943	Michigan	6	40.0
1944	Ohio State	6	39.0
1945	Indiana	6	37.1
1946	Wisconsin	7	39.3
1947	Wisconsin	6	39.4
1948	Illinois	7	43.2
1949	Indiana	6	39.4
1950	Iowa	6	40.8
1951	Indiana	6	37.9
1952	Illinois	7	42.4
1953	Iowa	6	41.2
1954	Wisconsin	6	39.9
1955	Michigan State	6	41.3
1956	Michigan State	6	37.6
	Northwestern	7	37.6
1957	Wisconsin	7	38.5
1958	Michigan	7	38.6
1959	Michigan	7	38.3
1960	Northwestern	6	37.0
1961	Wisconsin	7	41.2
1962	Wisconsin	7	39.5
1963	Michigan State	6	41.1
1964	Michigan State	6	42.0
1965	Northwestern	7	38.7
1966	Michigan	7	38.5
1967	Minnesota	7	39.0
1968	Michigan State	7	38.7
1969	Michigan State	7	40.3
1970	Michigan	7	41.8
1971	Ohio State	8	40.6
1972	Ohio State	8	40.6
1973	Wisconsin	8	39.2
1974	Ohio State	8	45.2
1975	Ohio State	8	47.2
1976	Ohio State	8	42.0
1977	Michigan State	8	40.2
1978	Ohio State	8	44.1
1979	Michigan State	8	43.8
1980	Michigan State	8	41.9

(beginning in 1981, based on net punting average)

Year	School	G	AVG
1981	Michigan	9	42.3
1982	Illinois	9	40.5
1983	Michigan State	9	42.9
1984	Ohio State	9	43.6
1985	Michigan State	8	43.1
1986	Michigan	8	44.8
1987	Ohio State	8	45.4
1988	Indiana	8	41.5
1989	Purdue	8	44.7
1990	Ohio State	8	43.7
1991	Purdue	8	38.6
1992	Michigan	8	35.9
1993	Purdue	8	36.7
1994	Northwestern	8	38.3
1995	Iowa	8	37.8
1996	no record		
1997	Penn State	8	39.8
1998	Wisconsin	8	41.3
1999	Michigan State	8	41.9
2000	Wisconsin	8	43.7
2001	Penn State	8	39.1
2002	Ohio State	8	36.7

ANNUAL STATISTICAL CHAMPIONS – TEAM

Year	School	G	AVG
2003	Ohio State	8	41.7
2004	Ohio State	8	39.4
2005	Wisconsin	8	39.5
2006	Penn State	8	41.0
2007	Iowa	8	41.0

All Games

Year	School	G	AVG
1985	Ohio State	11	40.3
1986	Michigan	11	44.1
1987	Ohio State	11	40.7
1988	Purdue	11	37.5
1989	Purdue	11	40.4
1990	Indiana	12	36.9
1991	Purdue	11	38.6
1992	Wisconsin	12	36.8
1993	Illinois	11	37.0
1994	Northwestern	11	39.8
1995	Iowa	12	38.2
1996	Northwestern	12	39.1
1997	Penn State	12	40.3
1998	Wisconsin	12	40.2
1999	Michigan State	12	40.4
2000	Wisconsin	13	42.5
2001	Ohio State	12	38.3
2002	Ohio State	14	37.3
2003	Ohio State	13	41.0
2004	Ohio State	12	39.2
2005	Wisconsin	13	39.3
2006	Penn State	13	40.0
2007	Penn State	13	41.1

PUNT RETURNS

Conference Games Only

Year	School	NO.	YDS	AVG
1947	Wisconsin			20.4
1948	Northwestern			55.2*
1949	Wisconsin			53.5*
1950	Purdue			12.3
1951	Ohio State			15.6
1952	Wisconsin			13.9
1953	Minnesota			13.2
1954	Michigan State			15.3
1955	Michigan State			14.1
1956	Michigan State			12.9
1957	Michigan State			14.9
1958	Michigan State			17.4
1959	Michigan			14.4
1960	Illinois			12.2
1961	Michigan State			10.9
	Ohio State			10.9
1962	Iowa			16.4
1963	Purdue			13.5
1964	Michigan State			7.9
1965	Michigan State			10.3
1966	Michigan State			14.0
1967	Michigan			13.2
1968	Minnesota			11.8
1969	Ohio State			19.6
1970	Wisconsin			11.2
1971-80				no record
1981	Michigan	21	254	12.1
1982	Michigan	19	243	12.8
1983	Michigan	32	382	11.9
1984	Michigan State	21	258	12.3
1985	Michigan	22	303	13.8
1986	Iowa	18	238	13.2

Year	School	NO.	YDS	AVG
1987	Indiana	19	225	11.8
1988	Michigan	14	162	11.6
1989	Wisconsin	15	219	14.6
1990	Michigan	24	418	17.4
1991	Michigan	15	245	16.3
1992	Northwestern	11	189	17.2
1993	Penn State	27	415	15.4
1994	Penn State	19	207	10.9
1995	Michigan State	18	290	16.1
1996	no record			
1997	Iowa	25	514	20.6
1998	Wisconsin	21	320	15.2
1999	Michigan State	33	413	12.5
2000	Illinois	13	207	15.9
2001	Wisconsin	12	178	14.8
2002	Iowa	21	298	14.2
2003	Wisconsin	22	353	16.0
2004	Ohio State	27	534	19.8
2005	Wisconsin	18	259	14.4
2006	Indiana	12	134	11.2
2007	Wisconsin	15	169	11.3

(* based on yards per game)

All Games

Year	School	NO.	YDS	AVG
1985	Michigan	34	375	11.0
1986	Iowa	31	322	10.4
1987	Indiana	21	238	11.3
1988	Michigan	20	210	10.5
1989	Wisconsin	20	250	12.5
1990	Michigan	40	609	15.2
1991	Michigan	23	337	14.7
1992	Northwestern	15	327	21.8
1993	Penn State	41	588	14.3
1994	Iowa	25	322	12.9
1995	Northwestern	30	418	13.9
1996	Iowa	38	589	15.5
1997	Iowa	38	636	16.7
1998	Iowa	16	242	15.1
1999	Purdue	22	314	14.3
2000	Minnesota	36	470	13.1
2001	Iowa	32	466	14.6
2002	Penn State	44	538	12.2
2003	Wisconsin	37	530	14.3
2004	Ohio State	37	602	16.3
2005	Northwestern	18	264	14.7
	Wisconsin	33	484	14.7
2006	Indiana	18	226	12.6
2007	Wisconsin	36	432	12.0

KICKOFF RETURNS

Conference Games Only

Year	School	NO.	YDS	AVG
1947	Wisconsin			20.6
1948	Wisconsin			82.3*
1949	Indiana			90.7*
1950	Ohio State			29.9
1951	Northwestern			22.5
1952	Ohio State			24.5
1953	Ohio State			21.4
1954	Minnesota			20.9
1955	Ohio State			23.3
1956	Michigan			21.2
1957	Iowa			22.2
1958	Illinois			23.6
1959	Iowa			22.1
1960	Northwestern			24.2

Year	School	NO.	YDS	AVG
1961	Illinois			21.9
1962	Ohio State			26.1
	Purdue			26.1
1963	Ohio State			25.9
1964	Ohio State			25.2
1965	Ohio State			24.9
1966	Wisconsin			21.7
1967	Michigan State			22.1
1968	Iowa			23.0
1969	Purdue			25.6
1970	Purdue			26.1
1971-80	no record			
1981	Iowa	14	407	29.1
1982	Wisconsin	21	470	22.4
1983	Purdue	33	679	20.6
1984	Northwestern	39	289	21.3
1985	Illinois	26	564	21.7
1986	Wisconsin	37	847	22.9
1987	Illinois	26	618	23.8
1988	Michigan	20	446	22.3
1989	Michigan	16	383	23.9
1990	Michigan	22	582	26.5
1991	Indiana	25	516	20.6
1992	Ohio State	16	375	23.4
1993	Indiana	24	533	22.2
1994	Michigan State	40	953	23.8
1995	Michigan State	30	716	23.9
1996	no record			
1997	Minnesota	30	673	22.4
1998	Purdue	20	491	24.5
1999	Wisconsin	12	275	22.9
2000	Ohio State	27	655	24.3
2001	Michigan State	30	686	22.9
2002	Iowa	16	392	24.5
2003	Michigan State	32	760	23.8
2004	Northwestern	25	620	24.8
2005	Michigan State	26	608	23.4
2006	Illinois	28	586	20.9
2007	Indiana	32	781	24.4

(* based on yards per game)

All Games

Year	School	NO.	YDS	AVG
1985	Northwestern	36	773	21.5
1986	Indiana	34	761	22.4
1987	Illinois	37	846	22.9
1988	Michigan	34	750	22.1
1989	Michigan	29	671	23.1
1990	Michigan	34	928	27.3
1991	Wisconsin	33	724	21.9
1992	Ohio State	23	517	22.5
1993	Indiana	30	694	23.1
1994	Michigan State	48	1130	23.5
1995	Michigan State	49	1119	22.8
1996	Illinois	50	1136	22.7
1997	Minnesota	51	1257	24.6
1998	Illinois	34	821	24.1
1999	Wisconsin	19	494	26.0
2000	Ohio State	38	913	24.0
2001	Michigan State	40	895	22.4
2002	Iowa	37	929	25.1
2003	Michigan State	45	1065	23.7
2004	Indiana	27	758	28.1
2005	Michigan	40	936	23.4
2006	Minnesota	38	873	23.0
2007	Michigan State	53	1361	25.7

BOWL GAME HISTORY

BY SCHOOL

Illinois (6-9)

Season	Bowl	Result	Opponent
1946	Rose	W 45-14	UCLA
1951	Rose	W 40-7	Stanford
1963	Rose	W 17-7	Washington
1982	Liberty	L 15-21	Alabama
1983	Rose	L 9-45	UCLA
1985	Peach	L 9-31	Army
1988	All-American	L 10-14	Florida
1989	Florida Citrus	W 31-21	Virginia
1990	Hall of Fame	L 0-30	Clemson
1991	Sun	L 3-6	UCLA
1992	Holiday	L 17-27	Hawaii
1994	Liberty	W 30-0	East Carolina
1999	Micronpc.com	W 63-21	Virginia
2001	Sugar	L 34-47	LSU
2007	Rose	L 17-49	USC

Indiana (3-6)

Season	Bowl	Result	Opponent
1967	Rose	L 3-14	USC
1979	Holiday	W 38-37	Brigham Young
1986	All-American	L 13-27	Florida State
1987	Peach	L 22-27	Tennessee
1988	Liberty	W 31-10	South Carolina
1990	Peach	L 23-27	Auburn
1991	Copper	W 24-0	Baylor
1993	Independence	L 20-45	Virginia Tech
2007	Insight	L 33-49	Oklahoma State

Iowa (11-10-1)

Season	Bowl	Result	Opponent
1956	Rose	W 35-19	Oregon State
1958	Rose	W 38-12	California
1981	Rose	L 0-28	Washington
1982	Peach	W 28-22	Tennessee
1983	Gator	L 6-14	Florida
1984	Freedom	W 55-17	Texas
1985	Rose	L 28-45	UCLA
1986	Holiday	W 39-38	San Diego State
1987	Holiday	W 20-19	Wyoming
1988	Peach	L 23-28	N.C. State
1990	Rose	L 34-46	Washington
1991	Holiday	T 13-13	Brigham Young
1993	Alamo	L 3-37	California
1995	Sun	W 38-18	Washington
1996	Alamo	W 27-0	Texas Tech
1997	Sun	L 7-17	Arizona State
2001	Alamo	W 19-16	Texas Tech
2002	Orange	L 17-38	USC
2003	Outback	W 37-17	Florida
2004	Capital One	W 30-25	LSU
2005	Outback	L 24-31	Florida
2006	Alamo	L 24-26	Texas

Michigan (19-20)

Season	Bowl	Result	Opponent
1901	Rose	W 49-0	Stanford
1947	Rose	W 49-0	USC
1950	Rose	W 14-6	California
1964	Rose	W 34-7	Oregon State
1969	Rose	L 3-10	USC
1971	Rose	L 12-13	Stanford
1975	Orange	L 6-14	Oklahoma
1976	Rose	L 6-14	USC
1977	Rose	L 20-27	Washington
1978	Rose	L 10-17	USC
1979	Gator	L 15-17	North Carolina
1980	Rose	W 23-6	Washington

Season	Bowl	Result	Opponent
1981	Bluebonnet	W 33-14	UCLA
1982	Rose	L 14-24	UCLA
1983	Sugar	L 7-9	Auburn
1984	Holiday	L 17-24	Brigham Young
1985	Fiesta	W 27-23	Nebraska
1986	Rose	L 15-22	Arizona State
1987	Hall of Fame	W 28-24	Alabama
1988	Rose	W 22-14	USC
1989	Rose	L 10-17	USC
1990	Gator	W 35-3	Mississippi
1991	Rose	L 14-34	Washington
1992	Rose	W 38-31	Washington
1993	Hall of Fame	W 42-7	N.C. State
1994	Holiday	W 24-14	Colorado State
1995	Alamo	L 20-22	Texas A&M
1996	Outback	L 14-17	Alabama
1997	Rose	W 21-16	Washington State
1998	Citrus	W 45-31	Arkansas
1999	Orange	W 35-34 OT	Alabama
2000	Citrus	W 31-28	Auburn
2001	Citrus	L 17-45	Tennessee
2002	Outback	W 38-30	Florida
2003	Rose	L 14-28	USC
2004	Rose	L 37-38	Texas
2005	Alamo	L 28-32	Nebraska
2006	Rose	L 18-32	USC
2007	Capital One	W 41-35	Florida

Michigan State (7-11, 7-10*)

Season	Bowl	Result	Opponent
1938	Orange	L 0-6	Auburn
1953	Rose	W 28-20	UCLA
1955	Rose	W 17-14	UCLA
1965	Rose	L 12-14	UCLA
1984	Cherry	L 6-10	Army
1985	All-American	L 14-17	Georgia Tech
1987	Rose	W 20-17	USC
1988	Gator	L 27-34	Georgia
1989	Aloha	W 33-13	Hawaii
1990	Sun	W 17-16	USC
1993	Liberty	L 7-18	Louisville
1995	Independence	L 26-45	LSU
1996	Sun	L 0-38	Stanford
1997	Aloha	L 23-51	Washington
1999	Citrus	W 37-34	Florida
2001	Silicon Valley	W 44-35	Fresno State
2003	Alamo	L 3-17	Nebraska
2007	Champs Sports	L 21-24	Boston College

Minnesota (5-7)

Season	Bowl	Result	Opponent
1960	Rose	L 7-17	Washington
1961	Rose	W 21-3	UCLA
1977	Hall of Fame	L 7-17	Maryland
1985	Independence	W 20-13	Clemson
1986	Liberty	L 14-21	Tennessee
1999	Sun	L 20-24	Oregon
2000	Micronpc.com	L 30-38	N.C. State
2002	Music City	W 29-14	Arkansas
2003	Sun	W 31-30	Oregon
2004	Music City	W 20-16	Alabama
2005	Music City	L 31-34	Virginia
2006	Insight	L 41-44 OT	Texas Tech

Northwestern (1-5)

Season	Bowl	Result	Opponent
1948	Rose	W 20-14	California
1995	Rose	L 32-41	USC
1996	Citrus	L 28-48	Tennessee
2000	Alamo	L 17-66	Nebraska
2003	Motor City	L 24-28	Bowling Green
2005	Sun	L 38-50	UCLA

Ohio State (18-21)

Season	Bowl	Result	Opponent
1920	Rose	L 0-28	California
1949	Rose	W 17-14	California
1954	Rose	W 20-7	USC
1957	Rose	W 10-7	Oregon
1968	Rose	W 27-16	USC
1970	Rose	L 17-27	Stanford
1972	Rose	L 17-42	USC
1973	Rose	W 42-21	USC
1974	Rose	L 17-18	USC
1975	Rose	L 10-23	UCLA
1976	Orange	W 27-10	Colorado
1977	Sugar	L 6-35	Alabama
1978	Gator	L 15-17	Clemson
1979	Rose	L 16-17	USC
1980	Fiesta	L 19-31	Penn State
1981	Liberty	W 31-28	Navy
1982	Holiday	W 47-17	Brigham Young
1983	Fiesta	W 28-23	Pittsburgh
1984	Rose	L 17-20	USC
1985	Florida Citrus	W 10-7	Brigham Young
1986	Cotton	W 28-12	Texas A&M
1989	Hall of Fame	L 14-31	Auburn
1990	Liberty	L 11-23	Air Force
1991	Hall of Fame	L 17-24	Syracuse
1992	Florida Citrus	L 14-21	Georgia
1993	Holiday	W 28-21	Brigham Young
1994	Florida Citrus	L 17-24	Alabama
1995	Florida Citrus	L 14-20	Tennessee
1996	Rose	W 20-17	Arizona State
1997	Sugar	L 14-31	Florida State
1998	Sugar	W 24-14	Texas A&M
2000	Outback	L 7-24	South Carolina
2001	Outback	L 28-31	South Carolina
2002	Fiesta	W 31-24 2OT	Miami (Fla.)
2003	Fiesta	W 35-28	Kansas State
2004	Alamo	W 33-7	Oklahoma State
2005	Fiesta	W 34-20	Notre Dame
2006	BCS Championship	L 14-41	Florida
2007	BCS Championship	L 24-38	LSU

Penn State (26-12-2, 9-2*)

Season	Bowl	Result	Opponent
1922	Rose	L 3-14	USC
1947	Cotton	T 13-13	SMU
1959	Liberty	W 7-0	Alabama
1960	Liberty	W 41-12	Oregon
1961	Gator	W 30-15	Georgia Tech
1962	Gator	L 7-17	Florida
1967	Gator	T 17-17	Florida State
1968	Orange	W 15-14	Kansas
1969	Orange	W 10-3	Missouri
1971	Cotton	W 30-6	Texas
1972	Sugar	L 0-14	Oklahoma
1973	Orange	W 16-9	LSU
1974	Cotton	W 41-20	Baylor
1975	Sugar	L 6-13	Alabama
1976	Gator	L 9-20	Notre Dame
1977	Fiesta	W 42-30	Arizona State

BOWL GAME HISTORY

Season	Bowl	Result	Opponent
1978	Sugar	L 7-14	Alabama
1979	Liberty	W 9-6	Tulane
1980	Fiesta	W 31-19	Ohio State
1981	Fiesta	W 26-10	USC
1982	Sugar	W 27-23	Georgia
1983	Aloha	W 13-10	Washington
1985	Orange	L 10-25	Oklahoma
1986	Fiesta	W 14-10	Miami (Fla.)
1987	Florida Citrus	L 10-35	Clemson
1989	Holiday	W 50-39	Brigham Young
1990	Blockbuster	L 17-24	Florida State
1991	Fiesta	W 42-17	Tennessee
1992	Blockbuster	L 3-24	Stanford
1993	Florida Citrus	W 31-13	Tennessee
1994	Rose	W 38-20	Oregon
1995	Outback	W 43-14	Auburn
1996	Fiesta	W 38-15	Texas
1997	Florida Citrus	L 6-21	Florida
1998	Outback	W 26-14	Kentucky
1999	Alamo	W 24-0	Texas A&M
2002	Capital One	L 9-13	Auburn
2005	Orange	W 26-23 3OT	Florida State
2006	Outback	W 20-10	Tennessee
2007	Alamo	W 24-17	Texas A&M

Purdue (8-7)

Season	Bowl	Result	Opponent
1966	Rose	W 14-13	USC
1978	Peach	W 41-21	Georgia Tech
1979	Bluebonnet	W 27-22	Tennessee
1980	Liberty	W 28-25	Missouri
1984	Peach	L 20-27	Virginia
1997	Alamo	W 33-20	Oklahoma State
1998	Alamo	W 37-34	Kansas State
1999	Outback	L 25-28 OT	Georgia
2000	Rose	L 24-34	Washington
2001	Sun	L 27-33	Washington State
2002	Sun	W 34-24	Washington
2003	Capital One	L 27-34 OT	Georgia
2004	Sun	L 23-27	Arizona State
2006	Champs Sport	L 7-24	Maryland
2007	Motor City	W 51-48	Central Michigan

Wisconsin (10-9)

Season	Bowl	Result	Opponent
1952	Rose	L 0-7	USC
1959	Rose	L 8-44	Washington
1962	Rose	L 37-42	USC
1981	Garden State	L 21-28	Tennessee
1982	Independence	W 14-3	Kansas State
1984	Hall of Fame	L 19-20	Kentucky
1993	Rose	W 21-16	UCLA
1994	Hall of Fame	W 34-20	Duke
1996	Copper	W 38-10	Utah
1997	Outback	L 6-33	Georgia
1998	Rose	W 38-31	UCLA
1999	Rose	W 17-9	Stanford
2000	Sun	W 21-20	UCLA
2002	Alamo	W 31-28 OT	Colorado
2003	Music City	L 14-28	Auburn
2004	Outback	L 21-24	Georgia
2005	Capital One	W 24-10	Auburn
2006	Capital One	W 17-14	Arkansas
2007	Outback	L 17-21	Tennessee

*As a Big Ten member

BY SEASON

1901, 1920, 1946-74

(Rose Bowl only)

1901	MICHIGAN 49, Stanford 0
1920	California 28, OHIO STATE 0
1946	ILLINOIS 45, UCLA 14
1947	MICHIGAN 49, USC 0
1948	NORTHWESTERN 20, California 14
1949	OHIO STATE 17, California 14
1950	MICHIGAN 14, California 6
1951	ILLINOIS 40, Stanford 7
1952	USC 7, WISCONSIN 0
1953	MICHIGAN STATE 28, UCLA 20
1954	OHIO STATE 20, USC 7
1955	MICHIGAN STATE 17, UCLA 14
1956	IOWA 35, Oregon State 19
1957	OHIO STATE 10, Oregon 7
1958	IOWA 38, California 12
1959	Washington 44, WISCONSIN 8
1960	Washington 17, MINNESOTA 7
1961	MINNESOTA 21, UCLA 3
1962	USC 42, WISCONSIN 37
1963	ILLINOIS 17, Washington 7
1964	MICHIGAN 34, Oregon State 7
1965	UCLA 14, MICHIGAN STATE 12
1966	PURDUE 14, USC 13
1967	USC 14, INDIANA 3
1968	OHIO STATE 27, USC 16
1969	USC 10, MICHIGAN 3
1970	Stanford 27, OHIO STATE 17
1971	Stanford 13, MICHIGAN 12
1972	USC 42, OHIO STATE 17
1973	OHIO STATE 42, USC 21
1974	USC 18, OHIO STATE 17

1975 (0-2)

Rose	UCLA 23, OHIO STATE 10
Orange	Oklahoma 14, MICHIGAN 6

1976 (1-1)

Rose	USC 14, MICHIGAN 6
Orange	OHIO STATE 27, Colorado 10

1977 (0-3)

Rose	Washington 27, MICHIGAN 20
Sugar	Alabama 35, OHIO STATE 6
Hall of Fame	Maryland 17, MINNESOTA 7

1978 (1-2)

Rose	USC 17, MICHIGAN 10
Peach	PURDUE 41, Georgia Tech 21
Gator	Clemson 17, OHIO STATE 15

1979 (2-2)

Rose	USC 17, OHIO STATE 16
Bluebonnet	PURDUE 27, Tennessee 22
Gator	North Carolina 17, MICHIGAN 15
Holiday	INDIANA 38, Brigham Young 37

1980 (2-1)

Rose	MICHIGAN 23, Washington 6
Fiesta	Penn State 31, OHIO STATE 19
Liberty	PURDUE 28, Missouri 25

1981 (2-2)

Rose	Washington 28, IOWA 0
Liberty	OHIO STATE 31, Navy 28
Bluebonnet	MICHIGAN 33, UCLA 14
Garden State	Tennessee 28, WISCONSIN 21

1982 (3-2)

Rose	UCLA 24, MICHIGAN 14
Peach	IOWA 28, Tennessee 22
Liberty	Alabama 21, ILLINOIS 15
Holiday	OHIO STATE 47, Brigham Young 17
Independence	WISCONSIN 14, Kansas State 3

1983 (1-3)

Rose	UCLA 45, ILLINOIS 9
Sugar	Auburn 9, MICHIGAN 7
Fiesta	OHIO STATE 28, Pittsburgh 23
Gator	Florida 14, IOWA 6

1984 (1-5)

Rose	USC 20, OHIO STATE 17
Holiday	Brigham Young 24, MICHIGAN 17
Peach	Virginia 27, PURDUE 20
Hall of Fame	Kentucky 20, WISCONSIN 19
Freedom	IOWA 55, Texas 17
Cherry	Army 10, MICHIGAN STATE 6

1985 (3-3)

Rose	UCLA 45, IOWA 28
Fiesta	MICHIGAN 27, Nebraska 23
Peach	Army 31, ILLINOIS 29
Florida Citrus	OHIO STATE 10, Brigham Young 7
All-American	Georgia Tech 17, MICHIGAN STATE 14
Independence	MINNESOTA 20, Clemson 13

1986 (2-3)

Rose	Arizona State 22, MICHIGAN 15
Cotton	OHIO STATE 28, Texas A&M 12
Holiday	IOWA 39, San Diego State 38
Liberty	Tennessee 21, MINNESOTA 14
All-American	Florida State 27, INDIANA 13

1987 (3-1)

Rose	MICHIGAN STATE 20, USC 17
Holiday	IOWA 20, Wyoming 19
Peach	Tennessee 27, INDIANA 22
Hall of Fame	MICHIGAN 28, Alabama 24

1988 (2-3)

Rose	MICHIGAN 22, USC 14
Gator	Georgia 34, MICHIGAN STATE 27
Liberty	INDIANA 31, South Carolina 10
Peach	N.C. State 28, IOWA 23
All-American	Florida 14, ILLINOIS 10

1989 (2-2)

Rose	USC 17, MICHIGAN 10
Florida Citrus	ILLINOIS 31, Virginia 21
Hall of Fame	Auburn 31, OHIO STATE 14
Aloha	MICHIGAN STATE 33, Hawaii 13

1990 (2-4)

Rose	Washington 46, IOWA 34
Hall of Fame	Clemson 30, ILLINOIS 0
Gator	MICHIGAN 35, Mississippi 3
John Hancock	MICHIGAN STATE 17, USC 16
Liberty	Air Force 23, OHIO STATE 11
Peach	Auburn 27, INDIANA 23

1991 (1-3-1)

Rose	Washington 34, MICHIGAN 14
Holiday	IOWA 13, Brigham Young 13
Hall of Fame	Syracuse 24, OHIO STATE 17
John Hancock	UCLA 6, ILLINOIS 3
Copper	INDIANA 24, Baylor 0

BOWL GAME HISTORY

1992 (1-2)

Rose MICHIGAN 38, Washington 31
Florida Citrus Georgia 21, OHIO STATE 14
Holiday Hawaii 27, ILLINOIS 17

1993 (4-3)

Rose WISCONSIN 21, UCLA 16
Florida Citrus PENN STATE 31, Tennessee 13
Holiday OHIO STATE 28, Brigham Young 21
Hall of Fame MICHIGAN 42, N.C. State 7
Independence Virginia Tech 45, INDIANA 20
Liberty Louisville 18, MICHIGAN STATE 7
Alamo California 37, IOWA 3

1994 (4-1)

Rose PENN STATE 38, Oregon 20
Florida Citrus Alabama 24, OHIO STATE 17
Holiday MICHIGAN 24, Colorado State 14
Hall of Fame WISCONSIN 34, Duke 20
Liberty ILLINOIS 30, East Carolina 0

1995 (2-4)

Rose USC 41, NORTHWESTERN 32
Florida Citrus Tennessee 20, OHIO STATE 14
Outback PENN STATE 43, Auburn 14
Alamo Texas A&M 22, MICHIGAN 20
Sun IOWA 38, Washington 18
Independence LSU 45, MICHIGAN STATE 26

1996 (4-3)

Rose OHIO STATE 20, Arizona State 17
Fiesta PENN STATE 38, Texas 15
Florida Citrus Tennessee 48, NORTHWESTERN 28
Outback Alabama 17, MICHIGAN 14
Alamo IOWA 27, Texas Tech 0
Sun Stanford 38, MICHIGAN STATE 0
Copper WISCONSIN 38, Utah 10

1997 (2-5)

Rose MICHIGAN 21, Washington State 16
Sugar Florida State 31, OHIO STATE 14
Florida Citrus Florida 21, PENN STATE 6
Outback Georgia 33, WISCONSIN 6
Alamo PURDUE 33, Oklahoma State 20
Sun Arizona State 17, IOWA 7
Aloha Washington 51, MICHIGAN STATE 23

1998 (5-0)

Rose WISCONSIN 38, UCLA 31
Sugar OHIO STATE 24, Texas A&M 14
Florida Citrus MICHIGAN 45, Arkansas 31
Outback PENN STATE 26, Kentucky 14
Alamo PURDUE 37, Kansas State 34

1999 (5-2)

Rose WISCONSIN 17, Stanford 9
Orange MICHIGAN 35, Alabama 34, OT
Florida Citrus MICHIGAN STATE 37, Florida 34
Outback Georgia 28, PURDUE 25, OT
Alamo PENN STATE 24, Texas A&M 0
Sun Oregon 24, MINNESOTA 20
Micronpc.com ILLINOIS 63, Virginia 21

2000 (2-4)

Rose Washington 34, PURDUE 24
Florida Citrus MICHIGAN 31, Auburn 28
Outback South Carolina 24, OHIO STATE 7
Alamo Nebraska 66, NORTHWESTERN 17
Sun WISCONSIN 21, UCLA 20
Micronpc.com N.C. State 38, MINNESOTA 30

2001 (2-4)

Sugar LSU 47, ILLINOIS 34
Florida Citrus Tennessee 45, MICHIGAN 17
Outback South Carolina 31, OHIO STATE 28
Alamo IOWA 19, Texas Tech 16
Sun Washington State 33, PURDUE 27
Silicon Valley MICHIGAN STATE 44, Fresno State 35

2002 (5-2)

Fiesta OHIO STATE 31, Miami (Fla.) 24, 2OT
Orange USC 38, IOWA 17
Capital One Auburn 13, PENN STATE 9
Outback MICHIGAN 38, Florida 30
Alamo WISCONSIN 31, Colorado 28, OT
Sun PURDUE 34, Washington 24
Music City MINNESOTA 29, Arkansas 14

2003 (3-5)

Rose USC 28, MICHIGAN 14
Fiesta OHIO STATE 35, Kansas State 28
Capital One Georgia 34, PURDUE 27, OT
Outback IOWA 37, Florida 17
Alamo Nebraska 17, MICHIGAN STATE 3
Sun MINNESOTA 31, Oregon 30
Music City Auburn 28, WISCONSIN 14
Motor City Bowling Green 28, NORTHWESTERN 24

2004 (3-3)

Rose Texas 38, MICHIGAN 37
Capital One IOWA 30, LSU 25
Outback Georgia 24, WISCONSIN 21
Alamo OHIO STATE 33, Oklahoma State 7
Sun Arizona State 27, PURDUE 23
Music City MINNESOTA 20, Alabama 16

2005 (3-4)

Orange PENN STATE 26, Florida State 23, 3OT
Fiesta OHIO STATE 34, Notre Dame 20
Capital One WISCONSIN 24, Auburn 10
Outback Florida 31, IOWA 24
Alamo Nebraska 32, MICHIGAN 28
Sun UCLA 50, NORTHWESTERN 38
Music City Virginia 34, MINNESOTA 31

2006 (2-5)

BCS Championship Florida 41, OHIO STATE 14
Rose USC 32, MICHIGAN 18
Capital One WISCONSIN 17, Arkansas 14
Outback PENN STATE 20, Tennessee 10
Alamo Texas 26, IOWA 24
Champs Sports Maryland 24, PURDUE 7
Insight Texas Tech 44, MINNESOTA 41, OT

2007 (3-5)

BCS Championship LSU 38, OHIO STATE 24
Rose USC 49, ILLINOIS 17
Capital One MICHIGAN 41, Florida 35
Outback Tennessee 21, WISCONSIN 17
Alamo PENN STATE 24, Texas A&M 17
Champs Sports Boston College 24, MICHIGAN STATE 21
Insight Oklahoma State 49, INDIANA 33
Motor City PURDUE 51, Central Michigan 48

BY BOWL GAME

ALAMO BOWL

(San Antonio, Texas) 8-6

1993 California 37, IOWA 3
1995 Texas A&M 22, MICHIGAN 20
1996 IOWA 27, Texas Tech 0
1997 PURDUE 33, Oklahoma State 20
1998 PURDUE 37, Kansas State 34
1999 PENN STATE 24, Texas A&M 0
2000 Nebraska 66, NORTHWESTERN 17
IOWA 19, Texas Tech 16
WISCONSIN 31, Colorado 28, OT
2003 Nebraska 17, MICHIGAN STATE 3
2004 OHIO STATE 33, Oklahoma State 7
2005 Nebraska 32, MICHIGAN 28
2006 Texas 26, IOWA 24
2007 PENN STATE 24, Texas A&M 17

ALL-AMERICAN BOWL

(Birmingham, Ala.)* 0-3

1985 Georgia Tech 17, MICHIGAN STATE 17
1986 Florida State 27, INDIANA 13
1988 Florida 14, ILLINOIS 10

ALOHA BOWL

(Honolulu, Hawaii)* 1-1

1989 MICHIGAN STATE 33, Hawaii 13
1997 Washington 51, MICHIGAN STATE 23

BCS NATIONAL CHAMPIONSHIP GAME

(Site Varies) 1-2

2002 OHIO STATE 31, Miami (Fla.) 24, 2OT
(Fiesta Bowl, Tempe, Ariz.)
2006 Florida 41, OHIO STATE 14 (Glendale, Ariz.)
2007 LSU 38, OHIO STATE 24 (New Orleans, La.)

BLUEBONNET BOWL

(Houston, Texas)* 2-0

1979 PURDUE 27, Tennessee 22
1981 MICHIGAN 33, UCLA 14

CAPITAL ONE/CITRUS BOWL

(Orlando, Fla.) 10-8

1985 OHIO STATE 10, Brigham Young 7
1989 ILLINOIS 31, Virginia 21
1992 Georgia 21, OHIO STATE 14
1993 PENN STATE 31, Tennessee 13
1994 Alabama 24, OHIO STATE 17
1995 Tennessee 20, OHIO STATE 14
1996 Tennessee 48, NORTHWESTERN 28
1997 Florida 21, PENN STATE 6
1998 MICHIGAN 45, Arkansas 31
1999 MICHIGAN STATE 37, Florida 34
2000 MICHIGAN 31, Auburn 28
Tennessee 45, MICHIGAN 17
2002 Auburn 13, PENN STATE 9
2003 Georgia 34, PURDUE 27, OT
2004 IOWA 30, LSU 25
2005 WISCONSIN 24, Auburn 10
2006 WISCONSIN 17, Arkansas 14
2007 MICHIGAN 41, Florida 35

CHAMPS SPORTS/MICRONPC.COM BOWL

(Orlando, Fla.) 1-3

1999 ILLINOIS 63, Virginia 21
2000 N.C. State 38, MINNESOTA 30
2006 Maryland 24, PURDUE 7
2007 Boston College 24, MICHIGAN STATE 21

BOWL GAME HISTORY

CHERRY BOWL

(Pontiac, Mich.)* 0-1

1984 Army 10, MICHIGAN STATE 6

COTTON BOWL

(Dallas, Texas) 1-0

1986 OHIO STATE 28, Texas A&M 12

FIESTA BOWL

(Tempe, Ariz.) 6-1

1980 Penn State 31, OHIO STATE 19
 1983 OHIO STATE 28, Pittsburgh 23
 1985 MICHIGAN 27, Nebraska 23
 1996 PENN STATE 38, Texas 15
 2002 OHIO STATE 31, Miami (Fla.) 24, 20T
 2003 OHIO STATE 35, Kansas State 28
 2005 OHIO STATE 34, Notre Dame 20

FREEDOM BOWL

(Anaheim, Calif.)* 1-0

1984 IOWA 55, Texas 17

GARDEN STATE BOWL

(East Rutherford, N.J.)* 0-1

1981 Tennessee 28, WISCONSIN 21

GATOR BOWL

(Jacksonville, Fla.) 1-4

1978 Clemson 17, OHIO STATE 15
 1979 North Carolina 17, MICHIGAN 15
 1983 Florida 14, IOWA 6
 1988 Georgia 34, MICHIGAN STATE 27
 1990 MICHIGAN 35, Mississippi 3

HALL OF FAME BOWL

(Birmingham, Ala.)* 0-2

1977 Maryland 17, MINNESOTA 7
 1984 Kentucky 20, WISCONSIN 19

HOLIDAY BOWL

(San Diego, Calif.) 6-2-1

1979 INDIANA 38, Brigham Young 37
 1982 OHIO STATE 47, Brigham Young 17
 1984 Brigham Young 24, MICHIGAN 17
 1986 IOWA 39, San Diego State 38
 1987 IOWA 20, Wyoming 19
 1991 IOWA 13, Brigham Young 13
 1992 Hawaii 27, ILLINOIS 17
 1993 OHIO STATE 28, Brigham Young 21
 1994 MICHIGAN 24, Colorado State 14

INDEPENDENCE BOWL

(Shreveport, La.) 2-2

1982 WISCONSIN 14, Kansas State 3
 1985 MINNESOTA 20, Clemson 13
 1993 Virginia Tech 45, INDIANA 20
 1995 LSU 45, MICHIGAN STATE 26

INSIGHT/COPPER BOWL

(Tempe, Ariz.) 2-2

1991 INDIANA 24, Baylor 0
 1996 WISCONSIN 38, Utah 10
 2006 Texas Tech 44, MINNESOTA 41, OT
 2007 Oklahoma State 49, INDIANA 33

LIBERTY BOWL

(Memphis, Tenn.) 4-4

1980 PURDUE 28, Missouri 25
 1981 OHIO STATE 31, Navy 28
 1982 Alabama 21, ILLINOIS 15
 1986 Tennessee 21, MINNESOTA 14
 1988 INDIANA 31, South Carolina 10
 1990 Air Force 23, OHIO STATE 11
 1993 Louisville 18, MICHIGAN STATE 7
 1994 ILLINOIS 30, East Carolina 0

MOTOR CITY BOWL

(Detroit, Mich.) 1-1

2003 Bowling Green 28, NORTHWESTERN 24
 2007 PURDUE 51, Central Michigan 48

MUSIC CITY BOWL

(Nashville, Tenn.) 2-2

2002 MINNESOTA 29, Arkansas 14
 2003 Auburn 28, WISCONSIN 14
 2004 MINNESOTA 20, Alabama 16
 2005 Virginia 34, MINNESOTA 31

ORANGE BOWL

(Miami, Fla.) 3-2

1975 Oklahoma 14, MICHIGAN 6
 1976 OHIO STATE 27, Colorado 10
 1999 MICHIGAN 35, Alabama 34, OT
 2002 USC 38, IOWA 17
 2005 PENN STATE 26, Florida State 23, 30T

OUTBACK/HALL OF FAME BOWL

(Tampa, Fla.) 8-11

1987 MICHIGAN 28, Alabama 24
 1989 Auburn 31, OHIO STATE 14
 1990 Clemson 30, ILLINOIS 0
 1991 Syracuse 24, OHIO STATE 17
 1993 MICHIGAN 42, N.C. State
 1994 WISCONSIN 34, Duke 20
 1995 PENN STATE 43, Auburn 14
 1996 Alabama 17, MICHIGAN 14
 1997 Georgia 33, WISCONSIN 6
 1998 PENN STATE 26, Kentucky 14
 1999 Georgia 28, PURDUE 25, OT
 2000 South Carolina 24, OHIO STATE 7
 2001 South Carolina 31, OHIO STATE 8
 2002 MICHIGAN 38, Florida 30
 2003 IOWA 37, Florida 17
 2004 Georgia 24, WISCONSIN 21
 2005 Florida 31, IOWA 24
 2006 PENN STATE 20, Tennessee 10
 2007 Tennessee 21, WISCONSIN 17

PEACH BOWL

(Atlanta, Ga.) 2-5

1978 PURDUE 41, Georgia Tech 21
 1982 IOWA 28, Tennessee 22
 1984 Virginia 27, PURDUE 20
 1985 Army 31, ILLINOIS 29
 1987 Tennessee 27, INDIANA 22
 1988 N.C. State 28, IOWA 23
 1990 Auburn 27, INDIANA 23

ROSE BOWL

(Pasadena, Calif.) 29-32

1901 MICHIGAN 49, Stanford 0
 1920 California 28, OHIO STATE 0
 1946 ILLINOIS 45, UCLA 14
 1947 MICHIGAN 49, USC 0
 1948 NORTHWESTERN 20, California 14
 1949 OHIO STATE 17, California 14
 1950 MICHIGAN 14, California 6
 1951 ILLINOIS 40, Stanford 7
 1952 USC 7, WISCONSIN 0
 1953 MICHIGAN STATE 28, UCLA 20
 1954 OHIO STATE 20, USC 7
 1955 MICHIGAN STATE 17, UCLA 14
 1956 IOWA 35, Oregon State 19
 1957 OHIO STATE 10, Oregon 7
 1958 IOWA 38, California 12
 1959 Washington 44, WISCONSIN 8
 1960 Washington 17, MINNESOTA 7
 1961 MINNESOTA 21, UCLA 3
 1962 USC 42, WISCONSIN 37

1963 ILLINOIS 17, Washington 7
 1964 MICHIGAN 34, Oregon State 7
 1965 UCLA 14, MICHIGAN STATE 12
 1966 PURDUE 14, USC 13
 1967 USC 14, INDIANA 3
 1968 OHIO STATE 27, USC 16
 1969 USC 10, MICHIGAN 3
 1970 Stanford 27, OHIO STATE 17
 1971 Stanford 13, MICHIGAN 12
 1972 USC 42, OHIO STATE 17
 1973 OHIO STATE 42, USC 21
 1974 USC 18, OHIO STATE 17
 1975 UCLA 23, OHIO STATE 10
 1976 USC 14, MICHIGAN 6
 1977 Washington 27, MICHIGAN 20
 1978 USC 17, MICHIGAN 10
 1979 USC 17, OHIO STATE 16
 1980 MICHIGAN 23, Washington 6
 1981 Washington 28, IOWA 0
 1982 UCLA 24, MICHIGAN 14
 1983 UCLA 45, ILLINOIS 9
 1984 USC 20, OHIO STATE 17
 1985 UCLA 45, IOWA 28
 1986 Arizona State 22, MICHIGAN 15
 1987 MICHIGAN STATE 20, USC 17
 1988 MICHIGAN 22, USC 14
 1989 USC 17, MICHIGAN 10
 1990 Washington 46, IOWA 34
 1991 Washington 34, MICHIGAN 14
 1992 MICHIGAN 38, Washington 31
 1993 WISCONSIN 21, UCLA 16
 1994 PENN STATE 38, Oregon 20
 1995 USC 41, NORTHWESTERN 32
 1996 OHIO STATE 20, Arizona State 17
 1997 MICHIGAN 21, Washington State 16
 1998 WISCONSIN 38, UCLA 31
 1999 WISCONSIN 17, Stanford 9
 2000 Washington 34, PURDUE 24
 2003 USC 28, MICHIGAN 14
 2004 Texas 38, MICHIGAN 37
 2006 USC 32, MICHIGAN 18
 2007 USC 49, ILLINOIS 17

SILICON VALLEY CLASSIC

(San Jose, Calif.)* 1-0

2001 MICHIGAN STATE 44, Fresno State 35

SUGAR BOWL

(New Orleans, La.) 1-4

1977 Alabama 35, OHIO STATE 6
 1983 Auburn 9, MICHIGAN 7
 1997 Florida State 31, OHIO STATE 14
 1998 OHIO STATE 24, Texas A&M 14
 2001 LSU 47, ILLINOIS 34

SUN/JOHN HANCOCK BOWL

(El Paso, Texas) 5-7

1990 MICHIGAN STATE 17, USC 16
 1991 UCLA 6, ILLINOIS 3
 1995 IOWA 38, Washington 18
 1996 Stanford 38, MICHIGAN STATE 0
 1997 Arizona State 17, IOWA 7
 1999 Oregon 24, MINNESOTA 20
 2000 WISCONSIN 21, UCLA 20
 2001 Washington State 33, PURDUE 27
 2002 PURDUE 34, Washington 24
 2003 MINNESOTA 31, Oregon 30
 2004 Arizona State 27, PURDUE 23
 2005 UCLA 50, NORTHWESTERN 38

* No longer contested

BIG TEN IN THE POLLS

National Football Rankings

Selected by the nation's sports writers as polled by the Associated Press; also includes associated notations for Big Ten teams when ranked differently by the coaches poll sponsored by United Press International (beginning in 1950), CNN/*USA Today* (1991), ESPN/*USA Today* (1999) and *USA Today* (2005) or the Bowl Championship Series (BCS) rankings (beginning in 1998). Please note that the BCS rankings are not updated following bowl play and included only 15 teams from 1998 through 2002 before changing to 25 teams in 2003. Prior to the AP poll in 1936, the Rissman and Knute Rockne trophies, symbolic of the national title, were awarded to the following Big Ten teams:

1927—Illinois
1932, '33—Michigan
1934—Minnesota

1936	AP
Minnesota	1
Northwestern	7

1937	AP
Minnesota	5
Ohio State	13

1938	AP
Minnesota	10
Michigan	16
Northwestern	17

1939	AP
Iowa	9
Ohio State	15
Michigan	20

1940	AP
Minnesota	1
Michigan	3
Northwestern	8

1941	AP
Minnesota	1
Michigan	5
Northwestern	11
Ohio State	13

1942	AP
Ohio State	1
Wisconsin	3
Michigan	9
Minnesota	19

1943	AP
Michigan	3
Purdue	5
Northwestern	9

1944	AP
Ohio State	2
Michigan	8
Illinois	15

1945	AP
Indiana	4
Michigan	6
Ohio State	12

1946	AP
Illinois	5
Michigan	6
Indiana	20

1947	AP
Michigan	2

1948	AP
Michigan	1
Northwestern	7

1949	AP
Ohio State	6
Michigan	7
Minnesota	8

1950	AP	UPI
Michigan	9	6
Illinois	13	11
Ohio State	14	10
Wisconsin	—	T-20

1951	AP	UPI
Illinois	4	3
Wisconsin	8	8
Purdue	—	T-14

1952	AP	UPI
Wisconsin	11	10
Ohio State	17	T-15
Purdue	18	12

1953	AP	UPI
Michigan State	3	3
Illinois	7	7
Iowa	9	10
Wisconsin	15	14
Michigan	20	19
Ohio State	—	20

1954	AP	UPI
Ohio State	1	2
Wisconsin	9	10
Michigan	15	15
Minnesota	—	20

1955	AP	UPI
Michigan State	2	2
Ohio State	5	5
Michigan	12	13
Iowa	—	19

1956	AP	UPI
Iowa	3	3
Michigan	7	7
Michigan State	9	10
Minnesota	12	9
Ohio State	15	—

1957	AP	UPI
Ohio State	2	1
Michigan State	3	3
Iowa	6	5
Wisconsin	19	T-14

1958	AP	UPI
Iowa	2	2
Wisconsin	7	6
Ohio State	8	7
Purdue	13	11
Northwestern	—	17

1959	AP	UPI
Wisconsin	6	6
Illinois	13	12
Michigan State	—	16

1960	AP	UPI
Minnesota	1	1
Iowa	3	2
Ohio State	8	8
Michigan State	15	T-11
Purdue	—	15
Wisconsin	—	5

1961	AP	UPI
Ohio State	2	2
Minnesota	6	6
Michigan State	8	9
Purdue	12	T-11
Wisconsin	—	18

1962	AP	UPI
Wisconsin	2	2
Minnesota	10	10
Ohio State	—	13
Northwestern	—	T-16
Illinois	—	T-18

1963	AP	UPI
Illinois	3	4
Michigan State	10	10

1964	AP	UPI
Michigan	4	4
Ohio State	9	9
Illinois	—	T-16
Michigan State	—	T-20

1965	AP	UPI
Michigan State	2	1
Ohio State	—	11
Purdue	—	13

1966	AP	UPI
Michigan State	2	2
Purdue	7	6

1967	AP	UPI
Indiana	4	6
Purdue	9	9
Minnesota	—	14

1968	AP	UPI
Ohio State	1	1
Purdue	10	11
Michigan	12	15
Minnesota	—	T-18

1969	AP	UPI
Ohio State	4	5
Michigan	9	8
Purdue	18	T-18

1970	AP	UPI
Ohio State	5	2
Michigan	9	7

1971	AP	UPI
Michigan	6	4

BIG TEN IN THE POLLS

1972	AP	UPI
Michigan	6	6
Ohio State	9	3

1973	AP	UPI
Ohio State	2	3
Michigan	6	6

1974	AP	UPI
Michigan	3	5
Ohio State	4	3
Michigan State	12	18

1975	AP	UPI
Ohio State	4	4
Michigan	8	8

1976	AP	UPI
Michigan	3	3
Ohio State	6	5

1977	AP	UPI
Michigan	9	8
Ohio State	11	T-12

1978	AP	UPI
Michigan	5	5
Michigan State	12	—
Purdue	13	13

1979	AP	UPI
Ohio State	4	4
Purdue	10	10
Michigan	18	19
Indiana	19	16

1980	AP	UPI
Michigan	4	4
Ohio State	15	15
Purdue	17	16

1981	AP	UPI
Michigan	12	10
Ohio State	15	12
Iowa	18	15

1982	AP	UPI
Ohio State	12	12
Michigan	—	15

1983	AP	UPI
Michigan	8	9
Ohio State	9	8
Illinois	10	10
Iowa	14	14

1984	AP	UPI
Ohio State	13	12
Iowa	16	15

1985	AP	UPI
Michigan	2	2
Iowa	10	9
Ohio State	14	11

1986	AP	UPI
Ohio State	7	6
Michigan	8	7
Iowa	16	15

1987	AP	UPI
Michigan State	8	8
Iowa	16	16
Michigan	19	18
Indiana	—	20

1988	AP	UPI
Michigan	4	4
Indiana	20	19

1989	AP	UPI
Michigan	7	8
Illinois	10	10
Michigan State	16	T-16
Ohio State	24	—

1990	AP	UPI
Michigan	7	8
Michigan State	16	14
Iowa	18	16
Illinois	25	24

1991	AP	CNN/ USA
Michigan	6	6
Iowa	10	10

1992	AP	CNN/ USA
Michigan	5	5
Ohio State	18	19

1993	AP	CNN/ USA
Wisconsin	6	5
Penn State	8	7
Ohio State	11	10
Michigan	21	19

1994	AP	CNN/ USA
Penn State	2	2
Michigan	12	12
Ohio State	14	9

1995	AP	CNN/ USA
Ohio State	6	8
Northwestern	8	7
Penn State	13	12
Michigan	17	19
Iowa	25	22

1996	AP	CNN/ USA
Ohio State	2	2
Penn State	7	7
Northwestern	15	16
Iowa	18	18
Michigan	20	20

1997	AP	CNN/ USA
Michigan	1	2
Ohio State	12	12
Purdue	15	15
Penn State	16	17

1998	AP	CNN/ USA	BCS*
Ohio State	2	2	4
Wisconsin	6	5	9
Michigan	12	12	—
Penn State	17	15	—
Purdue	24	23	—

1999	AP	ESPN/ USA	BCS*
Wisconsin	4	4	7
Michigan	5	5	8
Michigan State	7	7	9
Penn State	11	11	11
Minnesota	18	17	13
Illinois	24	25	—
Purdue	25	—	—

2000	AP	ESPN/ USA	BCS*
Michigan	11	10	16
Purdue	13	13	—
Wisconsin	23	24	—

2001	AP	ESPN/ USA	BCS*
Illinois	12	12	8
Michigan	20	20	—

2002	AP	ESPN/ USA	BCS*
Ohio State	1	1	2
Iowa	8	8	5
Michigan	9	9	11
Penn State	16	15	12

2003	AP	ESPN/ USA	BCS*
Ohio State	4	4	5
Michigan	6	7	4
Iowa	8	8	13
Purdue	18	19	14
Minnesota	20	17	25

2004	AP	ESPN/ USA	BCS*
Iowa	8	8	12
Michigan	14	12	13
Wisconsin	17	18	17
Ohio State	20	19	25

2005	AP	USA	BCS*
Penn State	3	3	3
Ohio State	4	4	4
Wisconsin	15	15	18
Michigan	—	—	20
Northwestern	—	—	25

2006	AP	USA	BCS*
Ohio State	2	2	1
Wisconsin	7	5	7
Michigan	8	9	3
Penn State	24	25	—

2007	AP	USA	BCS*
Ohio State	5	4	1
Michigan	18	19	—
Illinois	20	18	13
Wisconsin	24	21	18
Penn State	—	25	—

* No poll released after bowls

BIG TEN AND NATIONAL CHAMPIONSHIPS

BIG TEN CHAMPIONSHIPS

42	Michigan	1898-01c-02-03c-04c-06c-18c-22c-23c-25-26c-30c-31c-32c-33c-43c-47-48-49c-50-64-69c-71-72c-73c-74c-76c-77c-78c-80-82-86c-88-89-90c-91-92-97-98c-00c-03-04c
32	Ohio State	1916-17-20-35c-39-42-44-49c-54-55-57-61-68-69c-70-72c-73c-74c-75-76c-77c-79-81c-84-86c-93c-96c-98c-02c-05c-06-07
18	Minnesota	1900c-03c-04c-06c-09-10c-11-15c-27c-33c-34-35c-37-38-40-41-60c-67c
15	Illinois	1910c-14-15c-18c-19-23c-27c-28-46-51-53c-63-83-90c-01
11	Iowa	1900c-21-22c-56-58-60c-81c-85-90c-02c-04c
11	Wisconsin	1896-97-01c-06c-12-52c-59-62-93c-98c-99
8	Northwestern	1903c-26c-30c-31c-36-95-96c-00c
8	Purdue	1918c-29-31c-32c-43c-52c-67c-00c
7	Chicago	1899-05-07-08-13-22c-24
6	Michigan State	1953c-65-66-78c-87-90c
2	Indiana	1945-67c
2	Penn State	1994-05c

c—co-championship

NATIONAL CHAMPIONSHIPS

Big Ten teams have won 33 national championships all-time.

11	Michigan	1901-02-03-04-18-23-32-33-47-48-97
7	Ohio State	1942-54-57-61-68-70-2002
6	Minnesota	1934-35-36-40-41-60
4	Illinois	1914-19-23-27
4*	Michigan State	1955-57-65-66
1	Iowa	1958

*As a Big Ten member

National Championships prior to Big Ten membership: Michigan State (2; 1951-52), Penn State (2; 1982-86)

Along with the national titles listed above, Big Ten teams were also named national champions on 19 other occasions by other various poll selectors, which are recognized by the NCAA. Additional national championship selections include:

7	Ohio State	1933-44-69-73-74-75-98
4	Michigan	1910-64-73-85
3	Iowa	1921-22-60
2	Chicago	1905-13
1	Illinois	1951
1	Purdue	1931
1	Wisconsin	1942

National Championships prior to Big Ten membership: Penn State (3; 1911-12-69)

COACHING RECORDS

OVERALL RECORDS FOR BIG TEN 10-YEAR COACHES

(record in all games played while a member of Big Ten)

Coach, Team	Seasons	Years	Won	Lost	Tied	PCT
+ Fielding Yost, MICH	25	1901–23, '25–26	165	29	10	.833
+ Glenn "Bo" Schembechler, MICH	21	1969–89	194	48	5	.796
+ Henry Williams, MINN	22	1900–21	136	33	11	.786
+ Herbert "Fritz" Crisler, MINN-MICH	12	1930–31, '38–47	81	23	4	.769
+ W.W. "Woody" Hayes, OSU	28	1951–78	205	61	10	.761
Lloyd Carr, MICH	13	1995–2007	122	40	0	.753
+ Bernie Bierman, MINN	16	1932–41, '45–50	93	35	6	.716
+ John Cooper, OSU	13	1988–2000	111	43	4	.715
+ John Wilce, OSU	16	1913–28	78	33	9	.688
+ Joe Paterno, PSU	15	1993–2007	125	58	0	.683
+ Jack Mollenkopf, PUR	14	1956–69	84	39	9	.670
+ Amos Alonzo Stagg, CHI	37	1896–32	199	94	22	.667
Bennie Oosterbaan, MICH	11	1948–58	63	33	4	.650
Barry Alvarez, WIS	16	1990–2005	118	73	4	.615
+ Hayden Fry, IOWA	20	1979–98	143	89	6	.613
+ Robert Zuppke, ILL	29	1913–41	131	81	13	.611
+ Hugh "Duffy" Daugherty, MSU	19	1954–72	109	69	5	.609
Joe Tiller, PUR	11	1997–2007	83	54	0	.606
Glenn Thistlewaite, NU-WIS	10	1922–26, '27–31	47	33	4	.583
Alvin "Bo" McMillan, IND	14	1934–47	63	48	11	.561
+ Chalmers "Bump" Elliott, MICH	10	1959–68	51	42	2	.547
George Perles, MSU	12	1983–94	73	61	4	.544
Milt Bruhn, WIS	11	1956–66	52	45	6	.534
Ray Elliott, ILL	18	1942–59	83	73	11	.530
Glen Mason, MINN	10	1997–2006	64	57	0	.529
Murray Warmath, MINN	18	1954–71	86	78	7	.528
+ Lynn "Pappy" Waldorf, NU	12	1935–46	49	45	7	.520
Bill Mallory, IND	13	1984–96	68	78	3	.466
John Pont, IND-NU	13	1965–77	98	121	5	.449
Harry Stuhldreher, WIS	13	1936–48	45	62	6	.425
+ Alex Agase, NU-PUR	13	1964–76	50	83	2	.378
Lee Corso, IND	10	1973–82	41	68	2	.378

+ Hall of Fame member

Bold indicates still active

CONFERENCE RECORDS FOR BIG TEN 10-YEAR COACHES

(record in conference games only)

Coach, Team	Seasons	Years	Won	Lost	Tied	PCT
Bo Schembechler, MICH	21	1969–89	143	24	3	.850
Fielding Yost, MICH	25	1901–23, '25–26	42	10	2	.796
Woody Hayes, OSU	28	1951–78	152	39	7	.785
Lloyd Carr, MICH	13	1995–2007	81	23	0	.779
Fritz Crisler, MICH	10	1938–47	42	11	3	.777
John Cooper, OSU	13	1988–2000	70	30	4	.692
Henry Williams, MINN	22	1900–21	50	22	5	.682
Bernie Bierman, MINN	16	1932–41, '45–50	57	28	6	.659
Bennie Oosterbaan, MICH	11	1948–58	44	23	4	.648
Hayden Fry, IOWA	20	1979–98	98	55	5	.636
Jack Mollenkopf, PUR	14	1956–69	57	32	5	.633
Joe Paterno, PSU	15	1993–2007	73	47	0	.608
Amos Alonzo Stagg, CHI	37	1896–1932	116	75	13	.601
George Perles, MSU	12	1983–94	66	44	3	.597
Duffy Daugherty, MSU	19	1954–72	75	51	3	.593
Joe Tiller, PUR	11	1997–2007	51	37	0	.580
J.W. Wilce, OSU	16	1913–28	37	30	4	.549
Murray Warmath, MINN	18	1954–71	65	57	4	.532
Bob Zuppke, ILL	29	1913–41	75	66	9	.530
Lynn Waldorf, NU	12	1935–46	34	31	7	.521
Barry Alvarez, WIS	16	1990–2005	65	60	3	.520
Bo McMillan, IND	14	1934–47	34	34	6	.500
Glen Mason, MINN	10	1997–2006	32	48	0	.400

Bold indicates still active

ALL-TIME COACHES RECORDS

ILLINOIS

Coach	Tenure	OVERALL				Pct.	BIG TEN			
		Yrs	Won	Lost	Tie		Won	Lost	Tie	Pct.
Scott Williams	1890	1	1	2	0	.333	—	—	—	—
Robert Lackey	1891	1	6	0	0	1.000	—	—	—	—
E.K. Hall	1892-93	2	12	5	5	.706	—	—	—	—
Louis D. Vail	1894	1	5	3	0	.625	—	—	—	—
George Huff	1895-99	5	21	16	3	.563	2	7	1	.250
Fred Smith	1900	1	7	3	2	.667	1	3	2	.333
Edgar Holt	1901-02	2	18	4	1	.818	8	4	0	.667
George Woodruff	1903	1	8	6	0	.571	1	5	0	.167
Arthur Hall	1904	1	9	2	1	.818	3	1	1	.700
Justa Lindgren, Fred Lowenthal, Clyde Matthews										
Fred Lowenthal	1905	1	5	4	0	.556	0	3	0	.000
Justa Lingren	1906	1	1	3	1	.250	1	3	0	.250
Arthur Hall	1907-12	6	27	10	3	.730	19	9	2	.667
Robert Zuppke	1913-41	29	131	81	13	.618	76	66	9	.533
Ray Eliot	1942-59	17	83	73	11	.532	54	55	6	.496
Pete Elliot	1960-66	7	31	34	1	.477	21	26	1	.448
Jim Valek	1967-70	4	8	32	0	.200	5	23	0	.179
Bob Blackman	1971-76	6	29	36	1	.439	24	23	1	.510
Gary Moeller	1977-79	3	6	24	3	.227	3	18	3	.188
Mike White	1980-87	8	47	41	3	.533	40	26	2	.603
John Mackovic	1988-91	4	30	16	1	.663	22	9	1	.703
Lou Tepper	1991-96	6	25	31	2	.446	17	21	2	.450
Ron Turner	1997-04	8	35	57	0	.380	20	44	0	.313
Ron Zook	2005-present	3	13	23	0	.361	7	17	0	.292

INDIANA

Coach	Tenure	OVERALL				Pct.	BIG TEN			
		Yrs	Won	Lost	Tie		Won	Lost	Tie	Pct.
A.B. Woodford	1887-88	2	0	1	1	.000	—	—	—	—
Evans Wollen	1889	1	0	1	0	.000	—	—	—	—
Billy Herod	1891	1	1	5	0	.167	—	—	—	—
Ferbert & Huddlestone	1894	1	0	4	0	.000	—	—	—	—
Osgood & Wren	1895	1	4	3	1	.563	—	—	—	—
M.G. Gonterman	1896-97	2	12	3	1	.781	—	—	—	—
James Horne	1898-04	7	33	21	5	.602	3	13	1	.206
James Sheldon	1905-13	9	35	26	3	.570	7	25	2	.235
Clarence Childs	1914-15	2	6	7	1	.464	2	7	0	.222
Ewald Stiehm	1916-21	6	20	18	1	.526	5	10	1	.344
James Herron	1922	1	1	4	2	.286	0	2	1	.137
William Ingram	1923-25	3	10	12	1	.457	3	8	1	.292
H.O. "Pat" Page	1926-30	5	14	24	3	.388	5	16	2	.261
Earle "Billy" Hayes	1931-33	3	8	14	4	.385	4	11	4	.316
A.N. "Bo" McMillin	1934-47	14	63	48	11	.561	34	34	6	.500
Clyde Smith	1948-51	4	8	27	1	.236	4	19	0	.174
Bernie Crimmins	1952-56	5	13	32	0	.289	6	24	0	.200
Bob Hicks	1957	1	1	8	0	.111	0	6	0	.000
Phil Dickens	1958-64	7	20	41	2	.333	8	27	2	.243
John Pont	1965-72	8	31	51	1	.379	21	36	1	.371
Lee Corso	1973-82	10	41	68	2	.375	28	52	2	.354
Sam Wyche	1983	1	3	8	0	.272	2	7	0	.222
Bill Mallory	1984-96	13	69	77	3	.473	39	65	1	.376
Cam Cameron	1997-01	5	18	37	0	.327	12	28	0	.300
Gerry DiNardo	2002-04	3	8	27	0	.229	3	21	0	.125
Terry Hoepfner	2005-06	2	9	14	0	.391	4	12	0	.250
Bill Lynch	2007-present	1	7	6	0	.538	3	5	0	.375

IOWA

Coach	Tenure	OVERALL				Pct.	BIG TEN			
		Yrs	Won	Lost	Tie		Won	Lost	Tie	Pct.
No Coach	1889-91	3	4	4	0	.500	—	—	—	—
E.A. Dalton	1892	1	3	2	1	.583	—	—	—	—
Ben Donnelly	1893	1	3	4	0	.429	—	—	—	—
Roger Sherman	1894	1	4	4	1	.500	—	—	—	—
No Coach	1895	1	2	5	0	.286	—	—	—	—
A.E. Bull	1896	1	7	1	1	.833	—	—	—	—
Otto Wagonhurst	1897	1	4	4	0	.500	—	—	—	—
Alden Knipe	1898-02	5	29	11	4	.705	2	6	1	.278
John Chalmers	1903-05	3	24	8	0	.750	1	6	0	.143
Mark Catlin	1906-08	3	7	10	0	.412	1	3	0	.250
John Griffith	1909	1	2	4	1	.357	0	1	0	.000
Jess Hawley	1910-15	6	24	18	1	.570	8	11	0	.421
Howard Jones	1916-23	8	42	17	1	.708	21	12	0	.636
Burt Ingwersen	1924-31	8	33	27	4	.547	11	20	4	.371
Ossie Solem	1932-36	5	15	21	4	.425	5	16	4	.280
Irl Tubbs	1937-38	2	2	13	1	.156	1	8	1	.150
Eddie Anderson	1939-42	4	19	14	1	.574	11	11	1	.500
Slip Madigan	1943-44	2	2	13	1	.156	0	10	1	.045
Clem Crowe	1945	1	2	7	0	.222	1	5	0	.167

Eddie Anderson	1946-49	4	16	19	1	.458	10	13	1	.438
Leonard Raffensperger	1950-51	2	5	10	3	.361	2	9	1	.208
Forest Evashevski	1952-60	9	52	34	4	.600	33	21	2	.607
Jerry Burns	1961-65	5	16	27	2	.377	8	22	1	.274
Ray Nagel	1966-70	5	16	32	2	.340	11	22	2	.342
Frank Lauterbur	1971-73	3	4	28	1	.136	3	22	1	.583
Bob Commings	1974-78	5	18	37	0	.327	13	27	0	.325
Hayden Fry	1979-98	20	143	89	6	.613	96	61	5	.608
Kirk Ferentz	1999-present	9	61	49	0	.555	38	34	0	.528

MICHIGAN

Coach	Tenure	OVERALL				Pct.	BIG TEN			
		Yrs	Won	Lost	Tie		Won	Lost	Tie	Pct.
Mike Murphy	1891	1	4	5	0	.444	—	—	—	—
Frank Crawford										
Frank Barbour	1892-93	2	14	18	0	.632	—	—	—	—
William McCauley	1894-95	2	17	2	1	.875	—	—	—	—
William Ward	1896	1	9	1	0	.900	2	1	0	.667
Gustave H. Ferbert	1897-99	3	24	3	1	.875	6	2	0	.750
Langdon "Biff" Lea	1900	1	7	2	1	.750	3	2	0	.600
Fielding Yost	1901-23, 25-26	25	165	29	10	.833	42	9	2	.811
George Little	1924	1	6	2	0	.750	4	2	0	.667
Elton "Tad" Wieman	1927-28	2	9	6	1	.593	5	5	0	.500
Harry Kipke	1929-37	9	46	26	4	.631	27	21	2	.560
Herbert "Fritz" Crisler	1938-47	10	71	16	3	.805	57	11	3	.824
Bennie Oosterbaan	1948-58	11	63	33	4	.650	44	23	4	.648
Chalmers "Bump" Elliott	1959-68	10	51	42	2	.547	32	34	2	.485
Glenn "Bo" Schembechler	1969-89	21	194	48	5	.796	143	24	3	.850
Gary Moeller	1990-94	5	44	13	3	.758	30	8	2	.775
Lloyd Carr	1995-07	13	122	40	0	.753	81	23	0	.779

MICHIGAN STATE

Coach	Tenure	OVERALL				Pct.	BIG TEN			
		Yrs	Won	Lost	Tie		Won	Lost	Tie	Pct.
No Coach	1896	1	1	2	1	.375	—	—	—	—
Henry Keep	1897-98	2	8	5	1	.609	—	—	—	—
Charles Bemies	1899-00	2	3	7	1	.318	—	—	—	—
George Denman	1901-02	2	7	9	1	.441	—	—	—	—
Chester Brewer	1903-10, 17, 19	8	58	23	7	.716	—	—	—	—
John Macklin	1911-15	5	29	5	0	.853	—	—	—	—
Frank Sommers	1916	1	4	2	1	.642	—	—	—	—
George Gauthier	1918	1	4	3	0	.571	—	—	—	—
George "Potsy" Clark	1920	1	4	6	0	.400	—	—	—	—
Albert Barron	1921-22	2	6	10	2	.389	—	—	—	—
Ralph Young	1923-27	5	18	22	1	.451	—	—	—	—
Harry Kipke	1928	1	3	4	1	.437	—	—	—	—
James Crowley	1929-32	4	22	8	3	.712	—	—	—	—
Charles Bachman	1933-46	13	70	34	10	.658	—	—	—	—
Clarence "Biggie" Munn	1947-53	7	54	9	2	.857	5	1	0	.833
Hugh Duffy Daugherty	1954-72	19	109	69	5	.609	72	50	3	.588
Dennis Stolz	1973-75	3	19	3	1	.591	14	9	1	.604
Darryl Rogers	1976-79	4	24	18	2	.568	19	12	1	.609
Frank "Muddy" Waters	1980-82	3	10	23	0	.303	8	18	0	.308
George Perles	1983-94	12	68	67	4	.503	53	42	3	.556
Nick Saban	1995-99	5	34	24	1	.585	23	16	1	.588
Bobby Williams	2000-02	3	17	16	0	.515	6	15	0	.286
Morris Watts	2002	1	1	2	0	.333	1	2	0	.333
John L. Smith	2003-06	4	22	26	0	.458	12	20	0	.375
Mark Dantonio	2007-present	1	7	6	0	.585	3	5	0	.375

MSU joined the Big Ten Conference in 1953.

MINNESOTA

Coach	Tenure	OVERALL				Pct.	BIG TEN			
		Yrs	Won	Lost	Tie		Won	Lost	Tie	Pct.
No Coach	1882	1	1	1	0	.500	—	—	—	—
Thomas Peebles	1883	1	1	2	0	.333	—	—	—	—
Fredrick Jones	1886-88	3	3	3	0	.500	—	—	—	—
D.W. McCord	1889	1	3	1	0	.750	—	—	—	—
Al McCord										
Frank Heffelfinger										
Billy Morse										
Tom Eck	1890	1	5	1	1	.786	—	—	—	—
Ed "Dad" Moulton	1891	1	3	1	1	.700	—	—	—	—
No Coach	1892	1	5	0	0	1.000	—	—	—	—
"Wallie" Winter	1893	1	6	0	0					

SERIES RECORDS

ALL-TIME TEAM VS. TEAM RECORDS (FROM 1896)

(includes results of all games, whether or not a Big Ten member)

	vs. CHI W-L-T	vs. ILL W-L-T	vs. IND W-L-T	vs. IOWA W-L-T	vs. MICH W-L-T	vs. MSU W-L-T	vs. MINN W-L-T	vs. NU W-L-T	vs. OSU W-L-T	vs. PSU W-L-T	vs. PUR W-L-T	vs. WIS W-L-T	Won	Lost	Tie	PCT
Chicago	—	17-23-4	20-5-1	9-3-2	7-19	1-0	5-13-1	26-8-3	2-10-2	0-0	27-14-1	16-19-5	130	114	19	.530
Illinois	23-17-4	—	42-20-3	37-29-2	21-66-2	17-23-2	27-31-3	52-44-5	30-60-4	3-12	41-37-6	36-33-7	329	372	38	.471
Indiana	5-20-1	20-42-3	—	27-38-4	9-50	15-39-2	26-36-3	33-42-1	12-65-5	0-11	36-68-6	18-34-2	201	445	27	.319
Iowa	3-9-2	29-37-2	38-27-4	—	10-40-4	20-17-2	40-59-2	46-20-3	14-44-3	9-11	32-45-3	40-41-2	281	350	27	.448
Michigan	19-7	66-21-2	50-9	40-10-4	—	67-28-5	69-24-3	52-14-2	57-41-6	10-3	41-12	48-12-1	519	181	23	.734
Michigan State	0-1	23-17-2	39-15-2	17-20-2	28-67-5	—	25-16	32-16	12-26	12-12-1	29-28-3	26-20	243	238	15	.505
Minnesota	13-5-1	31-27-3	36-26-3	59-40-2	24-69-3	16-25	—	49-29-5	7-40	4-6	31-30-3	59-50-8	329	347	28	.487
Northwestern	8-26-3	44-52-5	42-33-1	20-46-3	14-52-2	16-32	29-49-5	—	14-58-1	3-9	25-49-1	32-55-5	247	461	26	.354
Ohio State	10-2-2	60-30-4	65-12-5	44-14-3	41-57-6	26-12	40-7	58-14-1	—	12-11	36-12-2	51-17-5	443	188	28	.693
Penn State	0-0	12-3	11-0	11-9	3-10	12-12-1	6-4	9-3	11-12	—	9-3-1	5-8	89	64	2	.581
Purdue	14-27-1	37-41-6	68-36-6	45-32-3	12-41	28-29-3	30-31-3	49-25-1	12-36-2	3-9-1	—	29-39-8	327	346	34	.487
Wisconsin	19-16-5	33-36-7	34-18-2	41-40-2	12-48-1	20-26	50-59-8	55-32-5	17-51-5	8-5	39-29-8	—	328	360	43	.478

TROPHY GAMES

Trophy	Teams	First Year	Series
Little Brown Jug	Michigan-Minnesota	1909	MICH 65-22-3
Old Oaken Bucket	Purdue-Indiana	1925	PUR 54-26-3
Illibuck	Ohio State-Illinois	1925	OSU 56-23-2
Floyd of Rosedale	Minnesota-Iowa	1935	MINN 39-32-2
Purdue Cannon	Purdue-Illinois	1943	PUR 29-26-2
Sweet Sioux Tomahawk	Illinois-Northwestern	1945	ILL 33-28-2
Paul Bunyan's Axe	Wisconsin-Minnesota	1948	WIS 34-23-3
Megaphone	Michigan State-Notre Dame	1949	ND 30-24-1
Old Brass Spittoon	Michigan State-Indiana	1950	MSU 39-12-1
Paul Bunyan-Governor of Michigan	Michigan-Michigan State	1953	MICH 34-19-2
Shillelagh	Purdue-Notre Dame	1958	ND 32-19
Cy-Hawk	Iowa-Iowa State	1977	IOWA 20-11
Governor's Victory Bell	Penn State-Minnesota	1993	PSU 6-4
Land Grant Trophy	Penn State-Michigan State	1993	PSU 11-4
Heartland Trophy	Iowa-Wisconsin	2004	Tied 2-2

THE LONG TEN

(series leaders in win-loss differential)

- 53—Ohio State 65, Indiana 12, 5 tied
- 45—Michigan 66, Illinois 21, 2 tied
Michigan 69, Minnesota 24, 3 tied
- 44—Ohio State 58, Northwestern 14, 1 tied
- 41—Michigan 50, Indiana 9
- 39—Michigan 67, Michigan State 28, 5 tied
- 38—Michigan 52, Northwestern 14, 2 tied
- 36—Michigan 48, Wisconsin 12, 1 tied
- 34—Ohio State 51, Wisconsin 17, 5 tied
- 33—Ohio State 40, Minnesota 7

THE CLOSE TEN

(10 closest conference series, at least 20 games played)

- 0—Michigan State 12, Penn State 12, 1 tied
- 1—Michigan State 29, Purdue 28, 3 tied
Minnesota 31, Purdue 30, 3 tied
Ohio State 12, Penn State 11, 0 tied
Wisconsin 41, Iowa 40, 2 tied
- 3—Illinois 36, Wisconsin 33, 7 tied
Iowa 20, Michigan State 17, 2 tied
- 4—Illinois 41, Purdue 37, 6 tied
Minnesota 31, Illinois 27, 3 tied
- 6—Michigan State 23, Illinois 17, 2 tied
Michigan State 26, Wisconsin 20

THE OLD TEN

(most games between conference opponents)

- 117—Minnesota and Wisconsin (began in 1890)
- 110—Purdue and Indiana (1891)
- 104—Michigan and Ohio State (1897)
- 101—Illinois and Northwestern (1892)
Minnesota and Iowa (1891)
- 100—Michigan and Michigan State (1898)
- 96—Michigan and Minnesota (1892)
- 94—Ohio State and Illinois (1902)
- 92—Wisconsin and Northwestern (1890)
- 89—Michigan and Illinois (1898)

SERIES RECORDS

WINNING STREAKS

(includes Bowl games)

Conference Games Only

Streak	School	Dates
20	Ohio State	2005-07
19	Michigan	1990-92
17	Ohio State	1954-56
	Ohio State	1967-69
	Ohio State	1974-76
16	Michigan State	1965-67
16	Michigan	1996-98
15	Michigan	1946-48
	Michigan	1971-72
	Ohio State	1979-80
	Michigan	1988-90

Regular Season Games Only

Streak	School	Dates
28	Michigan	1901-03
	Ohio State	2005-07
26	Michigan	1903-05
24	Michigan	1946-49
	Minnesota	1903-05
21	Ohio State	1967-69
	Minnesota	1933-36
20	Iowa	1920-23

All Games

Streak	School	Dates
29	Michigan	1901-03
26	Michigan	1903-05
25	Michigan	1946-49
24	Minnesota	1903-05
22	Ohio State	1967-69
21	Minnesota	1933-36
20	Iowa	1920-23

Unbeaten

(conference and non-conference; tied but undefeated)

Streak	School	Dates
56	Michigan	1901-05
35	Minnesota	1903-05
28	Minnesota	1933-36
22	Michigan	1931-33

Conference Series

Streak	School	Dates
24	Ohio State (vs. Northwestern)	1972-2003
23	Ohio State (vs. Indiana)	1960-86
21	Ohio State (vs. Wisconsin)	1960-80
	Iowa (vs. Northwestern)	1974-94
20	Purdue (vs. Iowa)	1961-80
19	Michigan (vs. Northwestern)	1966-92
17	Michigan State (vs. Minnesota)	1977-97
16	Chicago (vs. Purdue)	1902-17
	Ohio State (vs. Iowa)	1963-80
	Michigan (vs. Illinois)	1967-82
	Ohio State (vs. Minnesota)	1982-99
	Michigan (vs. Minnesota)	1987-2004

Longest Current Streaks

15	Michigan (vs. Indiana)	1988-present
14	Ohio State (vs. Indiana)	1991-present
11	Penn State (vs. Indiana)	1993-present

NON-CONFERENCE RECORDS

(includes Bowl games)

Year	W-L-T	PCT	Bowls	Year	W-L-T	PCT	Bowls	Year	W-L-T	PCT	Bowls
1896	38-1-2	.951		1934	19-8-1	.696		1972	11-17	.393	0-1
1897	32-5-1	.855		1935	19-9	.679		1973	13-17	.433	1-0
1898	36-10	.783		1936	18-11-1	.617		1974	16-14-1	.532	0-1
1899	34-10-6	.740		1937	13-12-2	.519		1975	14-16-2	.469	0-2
1900	42-3-3	.906		1938	13-13-3	.500		1976	16-15-1	.516	1-1
1901	42-2	.955	1-0	1939	11-12-3	.481		1977	16-15	.516	0-3
1902	44-4-3	.892		1940	15-9	.625		1978	13-17-1	.436	1-2
1903	54-6-1	.893		1941	15-10-1	.596		1979	18-14	.563	2-2
1904	54-6	.933		1942	26-13-1	.663		1980	12-18-1	.403	2-1
1905	57-3-1	.943		1943	15-13-1	.535		1981	15-11	.577	2-2
1906	15-6-1	.705		1944	17-10-1	.625		1982	11-16	.407	3-2
1907	6-5-1	.542		1945	19-8-1	.696		1983	13-11	.542	1-3
1908	15-5-2	.727		1946	17-6-1	.729	1-0	1984	12-15	.444	1-5
1909	13-6-3	.659		1947	19-8-1	.696	1-0	1985	27-9	.750	3-3
1910	14-5-2	.714		1948	15-10-1	.596	1-0	1986	22-16	.579	2-3
1911	16-4	.800		1949	15-9-1	.620	1-0	1987	19-13-3	.586	3-1
1912	18-5	.783		1950	14-13-2	.517	1-0	1988	13-22-1	.375	2-3
1913	17-3-1	.833		1951	19-11-1	.629	1-0	1989	17-17	.500	2-2
1914	18-2	.900		1952	8-14-2	.375	0-1	1990	18-17-1	.514	2-4
1915	18-3-2	.826		1953	20-7-2	.724	1-0	1991	18-15-2	.543	1-3-1
1916	19-4	.826		1954	17-9-1	.648	1-0	1992	14-19-1	.427	1-2
1917	28-3-1	.891		1955	16-10	.615	1-0	1993	26-13	.667	4-3
1918	22-10-3	.671		1956	20-5	.800	1-0	1994	27-11-1	.705	4-1
1919	17-5-2	.750		1957	16-7	.696	1-0	1995	29-11-1	.720	2-4
1920	17-4	.810	0-1	1958	18-6-1	.740	1-0	1996	30-12	.714	4-3
1921	16-7	.696		1959	14-8-1	.630	0-1	1997	25-9	.735	2-5
1922	14-6-1	.690		1960	26-2-2	.900	0-1	1998	29-11	.725	5-0
1923	22-4-2	.821		1961	20-6-1	.759	1-0	1999	33-9	.786	5-2
1924	23-5-3	.790		1962	15-10-2	.593	0-1	2000	25-17	.595	2-4
1925	27-10-1	.724		1963	16-7-1	.688	1-0	2001	24-16	.600	2-4
1926	28-6	.824		1964	15-10	.600	1-0	2002	38-15	.717	5-2
1927	25-6-2	.788		1965	13-14-3	.483	0-1	2003	33-19	.635	3-5
1928	24-3-2	.862		1966	12-17-1	.417	1-0	2004	27-14	.659	3-3
1929	30-6	.833		1967	12-18	.400	0-1	2005	31-10	.756	3-4
1930	25-9-4	.711		1968	15-15	.500	1-0	2006	35-17	.673	2-5
1931	22-9-4	.686		1969	12-17-1	.417	0-1	2007	38-14	.731	3-5
1932	19-4-2	.800		1970	12-17-1	.417	0-1				
1933	20-5-1	.788		1971	9-17-1	.352	0-1				

ATTENDANCE FIGURES

HOME ATTENDANCE

All Games (since 1962)

Year	G	Total	Avg/G
1962	48	2,674,715	55,723
1963	48	2,746,596	57,221
1964	49	2,885,576	58,889
1965	54	3,054,643	56,567
1966	54	3,053,771	56,551
1967	54	3,080,445	57,045
1968	56	3,141,837	56,104
1969	55	3,091,608	56,211
1970	54	3,103,102	57,465
1971	58	3,284,344	56,627
1972	57	3,361,841	58,980
1973	59	3,344,742	56,961
1974	59	3,373,216	57,173
1975	60	3,579,508	59,658
1976	60	3,579,682	59,661
1977	62	3,685,461	59,443
1978	60	3,668,926	61,149
1979	61	3,872,149	63,478
1980	59	3,780,349	64,074
1981	60	3,818,728	63,645
1982	59	3,935,722	66,707
1983	55	3,710,931	67,471
1984	58	3,943,802	67,997
1985	60	4,050,156	67,503
1986	61	4,019,757	65,898
1987	61	4,027,174	66,019
1988	59	3,751,929	63,592
1989	59	3,533,971	59,898
1990	59	3,526,143	59,765
1991	60	3,673,892	61,232
1992	59	3,596,050	60,950
1993	67	4,282,894	63,924
1994	67	4,477,784	66,833
1995	68	4,613,272	67,842
1996	64	4,330,193	67,659
1997	69	4,660,971	67,550
1998	66	4,417,566	66,932
1999	70	4,711,230	67,303
2000	67	4,601,950	68,686
2001	66	4,640,167	70,305
2002	78	5,499,439#	70,505
2003	75	5,282,102	70,428
2004	66	4,591,722	69,572
2005	69	5,007,067	72,566#
2006	75	5,223,202	69,643
2007	76	5,408,019	71,158
46-Year Totals	2,820	179,698,344	63,723

Denotes single-season record

SELLOUTS

Home Games (most by year)

Year	Games	Sellouts
2007	76	42
2004	66	39
2000	67	38
2005	69	38
2003	75	37
1995	68	36
1999	70	36
2002	78	36
2006	75	34
1997	69	32
2001	66	32

RECORD SEASONS

Conference Games Only (total)

Year	G	Total
2005	44	3,175,427
2007	44	3,143,908
2001	44	3,138,387
2000	44	3,099,022
2002	44	3,094,079
2003	44	3,088,867
2004	44	3,080,705
2006	44	3,073,353
1983	45	3,067,725
1984	45	3,030,294

Conference Games Only (average)

Year	G	Avg.
2005	44	72,169
2007	44	71,452
2001	44	71,326
2000	44	70,432
2002	44	70,319
2003	44	70,202
2004	44	70,016
2006	44	69,849
1995	44	68,317
1983	45	68,172

All Home Games (total)

Year	G	Total
2002	78	5,499,439
2007	76	5,408,019
2003	75	5,282,102
2006	75	5,223,202
2005	69	5,007,067
1999	70	4,711,230
1997	69	4,660,971
2001	66	4,640,167
1995	68	4,613,272
2000	67	4,601,950

All Home Games (average)

Year	G	Avg.
2005	69	72,566
2007	76	71,158
2002	78	70,505
2003	75	70,428
2001	66	70,305
2006	75	69,643
2004	66	69,572
2000	67	68,686
1984	58	67,997
1995	68	67,842

SCHOOL RECORDS (SINGLE-GAME ATTENDANCE)

School	Record	Opponent	Date
Illinois	78,297	Missouri	Sept. 8, 1984
Indiana	56,223	Purdue	Nov. 22, 1969
Iowa	70,585	19 times (last vs. W. Michigan)	Nov. 17, 2007
Michigan	112,118	Ohio State	Nov. 22, 2003
Michigan State	80,401	Notre Dame	Sept. 22, 1990
Minnesota	*67,081	Purdue	Nov. 18, 1961
	#65,184	Iowa	Nov. 16, 2002
Northwestern	+66,946	Notre Dame	Sept. 3, 1994
	&55,752	Notre Dame	Oct. 27, 1962
Ohio State	105,708	Michigan	Nov. 18, 2006
Penn State	110,753	Nebraska	Sept. 14, 2002
Purdue	71,629	Indiana	Nov. 22, 1980
Wisconsin	83,184	Iowa	Nov. 12, 2005

* Memorial Stadium, Minneapolis, MN

HHH Metrodome, Minneapolis, MN

+ Soldier Field, Chicago, IL

& Ryan Field, Evanston, IL

RECORD DATES

Number of Home Games	Total	Average	Date
4	333,594	83,399	Oct. 18, 2003
5	438,102	87,620	Oct. 28, 1995
6	517,588	86,265	Sept. 27, 2003
7	483,367	69,052	Sept. 30, 1989
8	611,800	76,475	Sept. 3, 2005
9	650,916	72,324	Sept. 4-5, 2004

ALL-TIME CONFERENCE STANDINGS

1896	Conference				Season			
	W	L	T	Pct.	W	L	T	Pct.
Wisconsin	2	0	1	1.000	6	1	1	.857
Northwestern	2	1	1	.667	6	1	2	.778
Michigan	2	1	0	.667	9	1	0	.900
Chicago	3	2	0	.600	11	2	1	.846
Minnesota	1	2	0	.333	8	2	0	.800
Illinois	0	2	1	.000	4	2	1	.667
Purdue	0	2	1	.000	4	2	1	.667

1897	Conference				Season			
	W	L	T	Pct.	W	L	T	Pct.
Wisconsin	3	0	0	1.000	9	1	0	.900
Chicago	3	1	0	.750	8	1	0	.889
Michigan	2	1	0	.667	6	1	1	.857
Illinois	1	1	0	.500	5	2	0	.714
Purdue	1	2	0	.333	6	3	0	.667
Minnesota	0	3	0	.000	4	4	0	.500
Northwestern	0	2	0	.000	4	3	0	.571

1898	Conference				Season			
	W	L	T	Pct.	W	L	T	Pct.
Michigan	3	0	0	1.000	10	0	0	1.000
Chicago	3	1	0	.750	9	2	0	.818
Wisconsin	2	1	0	.667	9	1	0	.900
Illinois	1	1	0	.500	4	5	0	.444
Minnesota	1	2	0	.333	4	5	0	.444
Northwestern	0	4	0	.000	7	4	0	.636
Purdue	0	1	0	.000	3	3	0	.500

1899	Conference				Season			
	W	L	T	Pct.	W	L	T	Pct.
Chicago	4	0	0	1.000	12	0	2	1.000
Wisconsin	4	1	0	.800	9	2	0	.818
Northwestern	2	2	0	.500	6	6	0	.500
Michigan	1	1	0	.500	8	2	0	.800
Purdue	1	2	0	.333	4	4	1	.500
Illinois	0	3	0	.000	3	5	1	.375
Minnesota	0	3	0	.000	4	3	2	.571

1900	Conference				Season			
	W	L	T	Pct.	W	L	T	Pct.
Minnesota	3	0	1	1.000	8	0	1	1.000
Iowa	2	0	1	1.000	7	0	1	1.000
Northwestern	2	1	2	.667	6	2	3	.682
Wisconsin	2	1	0	.667	8	1	0	.889
Michigan	3	2	0	.600	7	2	1	.778
Chicago	2	3	1	.400	7	5	1	.583
Indiana	1	2	1	.333	4	2	2	.667
Illinois	1	3	2	.250	7	3	2	.700
Purdue	0	4	0	.000	4	4	0	.500

1901	Conference				Season			
	W	L	T	Pct.	W	L	T	Pct.
Michigan	4	0	0	1.000	11	0	0	1.000
Wisconsin	2	0	0	1.000	9	0	0	1.000
Minnesota	3	1	0	.750	7	1	0	.875
Illinois	4	2	0	.667	8	2	0	.800
Northwestern	3	2	0	.600	4	1	0	.800
Indiana	1	2	0	.333	6	3	0	.667
Purdue	0	3	1	.000	4	4	1	.500
Iowa	0	3	0	.000	5	3	0	.625
Chicago	0	4	1	.000	5	5	2	.500

1902	Conference				Season			
	W	L	T	Pct.	W	L	T	Pct.
Michigan	5	0	0	1.000	11	0	0	1.000
Chicago	5	1	0	.833	11	1	0	.917
Minnesota	3	1	0	.750	7	2	0	.778
Illinois	4	2	0	.667	10	2	1	.833
Purdue	2	2	0	.500	7	2	1	.778
Wisconsin	1	3	0	.250	6	3	0	.667
Iowa	0	3	0	.000	5	3	0	.625
Indiana	0	4	0	.000	3	5	1	.375
Northwestern	0	4	0	.000	4	6	0	.400

1903	Conference				Season			
	W	L	T	Pct.	W	L	T	Pct.
Michigan	3	0	1	1.000	11	0	1	1.000
Minnesota	3	0	1	1.000	11	0	1	1.000
Northwestern	1	0	2	1.000	9	2	3	.833
Chicago	4	1	1	.800	10	2	1	.833
Iowa	1	1	0	.500	9	2	0	.818
Indiana	1	2	0	.333	4	4	0	.500
Illinois	1	5	0	.167	8	6	0	.571
Purdue	0	2	0	.000	4	2	0	.667
Wisconsin	0	3	1	.000	6	3	1	.667

1904	Conference				Season			
	W	L	T	Pct.	W	L	T	Pct.
Minnesota	3	0	0	1.000	13	0	0	1.000
Michigan	2	0	0	1.000	10	0	0	1.000
Chicago	5	1	1	.833	8	1	1	.889
Illinois	3	1	1	.750	9	2	1	.818
Northwestern	1	2	0	.333	7	2	0	.778
Purdue	1	2	0	.333	8	3	0	.727
Wisconsin	0	3	0	.000	5	3	0	.625
Indiana	0	3	0	.000	6	4	0	.600
Iowa	0	3	0	.000	7	4	0	.636

1905	Conference				Season			
	W	L	T	Pct.	W	L	T	Pct.
Chicago	7	0	0	1.000	10	0	0	1.000
Michigan	2	1	0	.667	12	1	0	.923
Minnesota	2	1	0	.667	8	1	0	.889
Purdue	1	1	1	.500	6	1	1	.857
Wisconsin	1	2	0	.333	7	3	0	.700
Indiana	0	1	1	.000	8	1	1	.889
Iowa	0	2	0	.000	8	3	0	.727
Northwestern	0	2	0	.000	6	2	1	.750
Illinois	0	3	0	.000	5	4	0	.556

1906	Conference				Season			
	W	L	T	Pct.	W	L	T	Pct.
Wisconsin	3	0	0	1.000	5	0	0	1.000
Minnesota	2	0	0	1.000	4	1	0	.800
Michigan	1	0	0	1.000	4	1	0	.800
Chicago	3	1	0	.750	4	1	0	.800
Illinois	1	3	0	.250	1	3	1	.250
Indiana	0	2	0	.000	4	2	0	.667
Iowa	0	1	0	.000	3	3	0	.500
Purdue	0	3	0	.000	0	5	0	.000

1907	Conference				Season			
	W	L	T	Pct.	W	L	T	Pct.
Chicago	4	0	0	1.000	4	1	0	.800
Wisconsin	3	1	1	.750	3	1	1	.750
Illinois	3	2	0	.600	3	2	0	.600
Iowa	1	1	0	.500	3	2	0	.600
Indiana	0	3	0	.000	2	3	1	.400
Purdue	0	3	0	.000	0	5	0	.000
Minnesota	0	1	1	.000	2	2	1	.500

1908	Conference				Season			
	W	L	T	Pct.	W	L	T	Pct.
Chicago	5	0	0	1.000	5	0	1	1.000
Illinois	4	1	0	.800	5	1	1	.833
Wisconsin	2	1	0	.667	5	1	0	.833
Indiana	1	3	0	.250	2	4	0	.333
Purdue	1	3	0	.250	4	3	0	.571
Iowa	0	1	0	.000	2	5	0	.286
Minnesota	0	2	0	.000	3	2	1	.600
Northwestern	0	2	0	.000	2	2	0	.500

1909	Conference				Season			
	W	L	T	Pct.	W	L	T	Pct.
Minnesota	3	0	0	1.000	6	1	0	.857
Chicago	4	1	1	.800	4	1	2	.800
Illinois	3	1	0	.750	5	2	0	.714
Wisconsin	2	1	1	.667	3	1	1	.750
Indiana	1	3	0	.250	4	3	0	.571
Northwestern	1	3	0	.250	1	3	1	.250
Iowa	0	1	0	.000	2	4	1	.333
Purdue	0	4	0	.000	2	5	0	.286

1910	Conference				Season			
	W	L	T	Pct.	W	L	T	Pct.
Illinois	4	0	0	1.000	7	0	0	1.000
Minnesota	2	0	0	1.000	6	1	0	.857
Indiana	3	1	0	.750	5	1	1	.833
Iowa	1	1	0	.500	5	2	0	.714
Chicago	2	4	0	.333	2	5	0	.286
Wisconsin	1	2	1	.333	1	2	2	.333
Northwestern	1	2	1	.333	1	3	1	.250
Purdue	0	4	0	.000	1	5	0	.167

1911	Conference				Season			
	W	L	T	Pct.	W	L	T	Pct.
Minnesota	3	0	1	1.000	6	0	1	1.000
Chicago	5	1	0	.833	6	1	0	.857
Wisconsin	2	1	1	.667	5	1	1	.833
Illinois	2	2	1	.500	3	3	1	.500
Iowa	2	2	0	.500	3	4	0	.429
Purdue	1	3	0	.250	3	4	0	.429
Northwestern	1	4	0	.200	3	4	0	.429
Indiana	0	3	1	.000	3	3	1	.500

1912	Conference				Season			
	W	L	T	Pct.	W	L	T	Pct.
Wisconsin	5	0	0	1.0				

ALL-TIME CONFERENCE STANDINGS

Year	Conference				Season																					
	W	L	T	Pct.	W	L	T	Pct.																		
1922																										
Iowa	5	0	0	1.000	7	0	0	1.000	Michigan	5	0	0	1.000	8	0	1	1.000	Minnesota	4	1	0	.800	6	2	0	.750
Michigan	4	0	0	1.000	6	0	1	1.000	Northwestern	5	0	0	1.000	7	1	0	.875	Michigan	3	1	1	.750	5	1	1	.857
Chicago	4	0	1	1.000	5	1	1	.833	Purdue	4	2	0	.667	6	2	0	.750	Purdue	3	1	1	.750	5	1	2	.833
Wisconsin	2	2	1	.500	4	2	1	.667	Wisconsin	2	2	1	.500	6	2	1	.750	Northwestern	2	1	2	.667	4	2	2	.667
Minnesota	2	3	1	.400	3	3	1	.500	Ohio State	2	2	1	.500	5	2	1	.714	Ohio State	3	2	1	.600	4	3	1	.571
Illinois	2	4	0	.333	2	5	0	.286	Minnesota	1	3	0	.250	3	4	1	.429	Wisconsin	3	2	0	.600	5	3	0	.625
Northwestern	1	3	1	.250	3	3	1	.500	Indiana	1	3	0	.250	2	5	0	.286	Illinois	2	3	0	.400	3	5	0	.375
Ohio State	1	4	0	.200	3	4	0	.429	Illinois	1	4	0	.200	3	5	0	.375	Iowa	1	3	1	.250	1	6	1	.143
Indiana	0	2	1	.000	1	4	2	.200	Iowa	0	1	0	.000	4	4	0	.500	Indiana	1	4	0	.200	1	6	1	.143
Purdue	0	3	1	.000	1	5	1	.167	Chicago	0	4	0	.000	2	5	2	.286	Chicago	0	4	0	.000	1	6	1	.143
1923																										
Illinois	5	0	0	1.000	8	0	0	1.000	1931																	
Michigan	4	0	0	1.000	8	0	0	1.000	Purdue	5	1	0	.833	9	1	0	.900	1939								
Chicago	5	1	0	.833	7	1	0	.875	Michigan	5	1	0	.833	8	1	1	.889	Ohio State	5	1	0	.833	6	2	0	.750
Minnesota	2	1	1	.667	5	1	1	.833	Northwestern	5	1	0	.833	7	1	1	.875	Iowa	4	1	1	.800	6	1	1	.857
Iowa	3	3	0	.500	5	3	0	.625	Ohio State	4	2	0	.667	6	3	0	.667	Purdue	2	1	2	.667	3	3	2	.500
Indiana	2	2	0	.500	3	4	0	.429	Minnesota	3	2	0	.600	7	3	0	.750	Michigan	3	2	0	.600	6	2	0	.750
Wisconsin	1	3	1	.250	3	3	1	.500	Wisconsin	3	3	0	.500	7	3	0	.750	Northwestern	3	2	1	.600	3	4	1	.429
Ohio State	1	4	0	.200	3	4	1	.429	Indiana	3	3	0	.500	5	4	1	.556	Illinois	3	3	0	.500	3	4	1	.429
Purdue	1	4	0	.200	2	5	1	.286	Chicago	1	4	0	.200	2	6	1	.250	Indiana	2	3	0	.400	2	4	2	.333
Northwestern	0	6	0	.000	2	6	0	.250	Illinois	0	6	0	.000	2	6	0	.250	Chicago	0	3	0	.000	2	6	0	.250
1924									Iowa	0	3	1	.000	1	6	1	.143	Wisconsin	0	5	1	.000	1	6	1	.143
Chicago	3	0	3	1.000	4	1	3	.800	1932																	
Illinois	3	1	1	.750	6	1	1	.857	Michigan	6	0	0	1.000	8	0	0	1.000	1940								
Iowa	3	1	1	.750	6	1	1	.857	Purdue	5	0	1	1.000	7	0	1	1.000	Minnesota	6	0	0	1.000	8	0	0	1.000
Michigan	4	2	0	.667	6	2	0	.750	Wisconsin	4	1	1	.800	6	1	1	.857	Michigan	3	1	0	.750	7	1	0	.875
Purdue	2	2	0	.500	5	2	0	.714	Ohio State	2	1	2	.667	4	1	3	.800	Northwestern	4	2	0	.667	6	2	0	.750
Minnesota	1	2	1	.333	3	3	2	.500	Minnesota	2	3	0	.400	5	3	0	.625	Wisconsin	3	3	0	.500	4	4	0	.500
Northwestern	1	3	0	.250	4	4	0	.500	Northwestern	2	3	1	.400	3	4	1	.429	Ohio State	3	3	0	.500	4	4	0	.500
Indiana	1	3	0	.250	4	4	0	.500	Illinois	2	4	0	.333	5	4	0	.556	Iowa	2	3	0	.400	4	4	0	.500
Ohio State	1	3	2	.250	2	3	3	.400	Chicago	1	4	0	.200	3	4	1	.429	Indiana	2	3	0	.400	3	5	0	.375
Wisconsin	0	2	2	.000	2	3	3	.400	Indiana	1	4	1	.200	1	5	1	.286	Purdue	1	4	0	.200	2	6	0	.250
1925									Iowa	0	5	0	.000	1	7	0	.125	Illinois	0	5	0	.000	1	7	0	.125
Michigan	5	1	0	.833	7	1	0	.875	1933																	
Northwestern	3	1	0	.750	5	3	0	.625	Michigan	5	0	1	1.000	7	0	1	1.000	1941								
Wisconsin	3	1	1	.750	6	1	1	.857	Minnesota	2	0	4	1.000	4	0	4	1.000	Minnesota	5	0	0	1.000	8	0	0	1.000
Illinois	2	2	0	.500	5	3	1	.625	Ohio State	4	1	0	.800	7	1	0	.875	Michigan	3	1	1	.750	6	1	1	.857
Chicago	2	2	1	.500	3	5	1	.375	Purdue	3	1	1	.750	6	1	1	.857	Ohio State	4	2	0	.667	5	3	0	.625
Iowa	2	2	0	.500	5	3	0	.625	Iowa	3	2	0	.600	5	3	0	.625	Wisconsin	3	3	0	.500	3	5	0	.375
Minnesota	1	1	1	.500	5	2	1	.714	Illinois	3	2	0	.600	5	3	0	.625	Iowa	2	4	0	.333	3	5	0	.375
Ohio State	1	3	1	.250	4	3	1	.571	Northwestern	1	4	1	.200	1	5	2	.167	Purdue	1	3	0	.250	2	5	1	.286
Indiana	0	3	1	.000	3	4	1	.429	Wisconsin	0	5	1	.000	2	5	1	.286	Indiana	1	3	0	.250	2	6	0	.250
Purdue	0	3	1	.000	3	4	1	.429	Chicago	0	3	2	.000	3	3	2	.500	Illinois	0	5	0	.000	2	6	0	.250
1926									Indiana	0	3	2	.000	1	5	2	.167	1942								
Michigan	5	0	0	1.000	7	1	0	.875	1934																	
Northwestern	5	0	0	1.000	7	1	0	.875	Minnesota	5	0	0	1.000	8	0	0	1.000	Ohio State	5	1	0	.833	9	1	0	.900
Ohio State	3	1	0	.750	7	1	0	.875	Ohio State	5	1	0	.833	7	1	0	.875	Wisconsin	4	1	0	.800	8	1	1	.889
Purdue	2	1	1	.667	5	2	1	.714	Illinois	4	1	0	.800	7	1	0	.875	Illinois	3	2	0	.600	6	4	0	.600
Wisconsin	3	2	1	.600	5	2	1	.714	Purdue	3	1	0	.750	5	3	0	.625	Michigan	3	2	0	.600	7	3	0	.700
Illinois	2	2	0	.500	6	2	0	.750	Iowa	3	2	0	.600	5	3	0	.625	Indiana	2	2	0	.500	7	3	0	.700
Minnesota	2	2	0	.500	5	3	0	.625	Wisconsin	2	3	0	.400	4	4	0	.500	Iowa	3	3	0	.500	6	4	0	.600
Indiana	0	4	0	.000	3	5	0	.375	Northwestern	2	3	0	.400	3	5	0	.375	Minnesota	3	3	0	.500	5	4	0	.556
Iowa	0	5	0	.000	3	5	0	.375	Chicago	2	4	0	.333	4	4	0	.500	Purdue	1	4	0	.200	1	8	0	.111
Chicago	0	5	0	.000	2	6	0	.250	Indiana	1	3	1	.250	3	3	2	.500	Northwestern	0	6	0	.000	1	9	0	.100
1927									Iowa	1	3	1	.250	2	5	1	.286	1943								
Illinois	5	0	0	1.000	7	0	1	1.000	Michigan	0	6	0	.000	1	7	0	.125	Purdue	6	0	0	1.000	9	0	0	1.000
Minnesota	3	0	1	1.000	6	0	2	1.000	1935									Michigan	6	0	0	1.000	8	1	0	.889
Michigan	3	2	0	.600	6	2	0	.750	Minnesota	5	0	0	1.000	8	0	0	1.000	Northwestern	5	1	0	.833	6	2	0	.750
Chicago	3	3	0	.500	4	5	0	.444	Ohio State	5	0	0	1.000	7	1	0	.875	Indiana	2	3	1	.400	4	4	2	.500
Purdue	2	2	0	.500	6	2	0	.750	Purdue	3	3	0	.500	4	4	0	.500	Minnesota	2	3	0	.400	5	4	0	.556
Ohio State	2	3	0	.400	4	4	0	.500	Indiana	2	2	1	.500	4	3	1	.571	Illinois	2	4	0	.333	3	7	0	.300
Northwestern	2	3	0	.400	4	4	0	.500	Michigan	2	3	0	.400	4	4	0	.500	Ohio State	1	4	0	.200	3	5	0	.375
Indiana	1	2	1	.333	3	4	1	.429	Chicago	2	3	0	.400	4	4	0	.500	Wisconsin	1	6	0	.143	1	9	0	.100
Iowa	1	4	0	.200	4	4	0	.500	Northwestern	2	3	1	.400	4	3	1	.571	Iowa	0	4	1	.000	1	6	1	.143
Wisconsin	1	4	0	.200	4	4	0	.500	Iowa	1	2	2	.333	4	2	.667	1944									
1928					</																					

ALL-TIME CONFERENCE STANDINGS

Beginning 1946: ties count one-half win, one-half loss

1946	Conference				Season			
	W	L	T	Pct.	W	L	T	Pct.
Illinois	6	1	0	.857	8	2	0	.800
Michigan	5	1	1	.785	6	2	1	.722
Indiana	4	2	0	.667	6	3	0	.667
Iowa	3	3	0	.500	5	4	0	.556
Minnesota	3	4	0	.429	5	4	0	.556
Northwestern	2	3	1	.416	4	4	1	.500
Ohio State	2	3	1	.416	4	3	2	.555
Wisconsin	2	5	0	.286	4	5	0	.444
Purdue	0	5	1	.083	2	6	1	.277

1947	Conference				Season			
	W	L	T	Pct.	W	L	T	Pct.
Michigan	6	0	0	1.000	10	0	0	1.000
Wisconsin	3	2	1	.583	5	3	1	.611
Illinois	3	3	0	.500	5	3	1	.611
Minnesota	3	3	0	.500	6	3	0	.667
Purdue	3	3	0	.500	5	4	0	.556
Iowa	2	3	1	.417	3	5	1	.367
Indiana	2	3	1	.417	5	3	1	.611
Northwestern	2	4	0	.333	3	6	0	.333
Ohio State	1	4	1	.250	2	1	1	.278

1948	Conference				Season			
	W	L	T	Pct.	W	L	T	Pct.
Michigan	6	0	0	1.000	9	0	0	1.000
Northwestern	5	1	0	.833	8	2	0	.800
Minnesota	5	2	0	.714	7	2	0	.788
Ohio State	3	3	0	.500	6	3	0	.667
Indiana	2	4	0	.333	2	7	0	.222
Iowa	2	4	0	.333	4	5	0	.444
Purdue	2	4	0	.333	3	6	0	.333
Illinois	2	5	0	.286	2	6	0	.333
Wisconsin	1	5	0	.167	2	7	0	.222

1949	Conference				Season			
	W	L	T	Pct.	W	L	T	Pct.
Ohio State	4	1	1	.750	7	1	2	.800
Michigan	4	1	1	.750	6	2	1	.722
Minnesota	4	2	0	.667	7	2	0	.778
Wisconsin	3	2	1	.583	5	3	1	.611
Illinois	3	3	1	.500	3	4	2	.444
Iowa	3	3	0	.500	4	5	0	.444
Northwestern	3	4	0	.429	4	5	0	.444
Purdue	2	4	0	.333	4	5	0	.444
Indiana	0	6	0	.000	1	8	0	.111

1950	Conference				Season			
	W	L	T	Pct.	W	L	T	Pct.
Michigan	4	1	1	.750	6	3	1	.650
Ohio State	5	2	0	.714	6	3	0	.667
Wisconsin	5	2	0	.714	6	3	0	.667
Illinois	4	2	0	.667	7	2	0	.778
Northwestern	3	3	0	.500	6	3	0	.667
Iowa	2	4	0	.333	3	5	1	.389
Minnesota	1	4	1	.250	1	7	1	.167
Indiana	1	4	0	.200	3	5	1	.389
Purdue	1	4	0	.200	2	7	0	.222
Michigan State	—	—	—	—	8	1	0	.889

1951	Conference				Season			
	W	L	T	Pct.	W	L	T	Pct.
Illinois	5	0	1	.917	9	0	1	.950
Purdue	4	1	0	.800	5	4	0	.554
Wisconsin	5	1	1	.786	7	1	1	.833
Michigan	4	2	0	.667	4	5	0	.444
Ohio State	2	2	2	.500	4	3	2	.564
Northwestern	2	4	0	.333	5	4	0	.554
Minnesota	1	4	1	.250	2	6	1	.278
Indiana	1	5	0	.167	2	7	0	.222
Iowa	0	5	1	.083	2	5	2	.333
Michigan State	—	—	—	—	9	0	0	1.000

1952	Conference				Season			
	W	L	T	Pct.	W	L	T	Pct.
Wisconsin	4	1	1	.750	6	3	1	.650
Purdue	4	1	1	.750	4	3	2	.555
Ohio State	5	2	0	.714	6	3	0	.667
Michigan	4	2	0	.667	5	4	0	.555
Minnesota	3	1	2	.667	4	3	2	.555
Illinois	2	5	0	.286	4	5	0	.444
Northwestern	2	5	0	.286	2	6	1	.278
Iowa	2	5	0	.286	2	7	0	.222
Indiana	1	5	0	.167	2	7	0	.222
Michigan State	—	—	—	—	9	0	0	1.000

1953	Conference				Season			
	W	L	T	Pct.	W	L	T	Pct.
Michigan State	5	1	0	.833	9	1	0	.900
Illinois	5	1	0	.833	7	1	1	.833
Wisconsin	4	1	1	.750	6	2	1	.722
Ohio State	4	3	0	.571	6	3	0	.667
Minnesota	3	3	1	.500	4	4	1	.500
Iowa	3	3	0	.500	5	3	1	.611
Michigan	3	3	0	.500	6	3	0	.667
Purdue	2	4	0	.333	2	7	0	.222
Indiana	1	5	0	.167	2	7	0	.222
Northwestern	0	6	0	.000	3	6	0	.333

1954	Conference				Season			
	W	L	T	Pct.	W	L	T	Pct.
Ohio State	7	0	0	1.000	10	0	0	1.000
Wisconsin	5	2	0	.714	7	2	0	.778
Michigan	5	2	0	.714	6	3	0	.667
Minnesota	4	2	0	.667	7	2	0	.778
Iowa	4	3	0	.571	5	4	0	.555
Purdue	3	3	0	.500	5	3	1	.611
Indiana	2	4	0	.333	3	6	0	.333
Michigan State	1	5	0	.167	3	6	0	.333
Northwestern	1	5	0	.167	2	7	0	.222
Illinois	0	6	0	.000	1	8	0	.111

1955	Conference				Season			
	W	L	T	Pct.	W	L	T	Pct.
Ohio State	6	0	0	1.000	7	2	0	.778
Michigan State	5	1	0	.833	9	1	0	.900
Michigan	5	2	0	.714	7	2	0	.778
Purdue	4	2	1	.643	5	3	1	.611
Illinois	3	3	1	.500	5	3	1	.611
Wisconsin	3	4	0	.429	4	5	0	.444
Iowa	2	3	1	.417	3	5	1	.389
Minnesota	2	5	0	.286	3	6	0	.333
Indiana	1	5	0	.167	3	6	0	.333
Northwestern	0	6	1	.071	0	8	1	.056

1956	Conference				Season			
	W	L	T	Pct.	W	L	T	Pct.
Iowa	5	1	0	.833	9	1	0	.900
Michigan	5	2	0	.714	7	2	0	.778
Minnesota	4	1	2	.714	6	1	2	.778
Michigan State	4	2	0	.667	7	2	0	.778
Ohio State	4	2	0	.667	6	3	0	.667
Northwestern	3	3	1	.500	4	4	1	.500
Purdue	1	4	2	.286	3	4	2	.444
Illinois	1	4	2	.286	2	5	2	.333
Wisconsin	0	4	3	.214	1	5	3	.278
Indiana	1	5	0	.167	3	6	0	.333

1957	Conference				Season			
	W	L	T	Pct.	W	L	T	Pct.
Ohio State	7	0	0	1.000	9	1	0	.900
Michigan State	5	1	0	.833	8	1	0	.889
Iowa	4	1	1	.750	7	1	1	.833
Purdue	4	3	0	.571	5	4	0	.556
Wisconsin	4	3	0	.571	6	3	0	.667
Michigan	3	3	1	.500	5	3	1	.611
Illinois	3	4	0	.427	4	5	0	.444
Minnesota	3	5	0	.375	4	5	0	.444
Indiana	0	6	0	.000	1	8	0	.111
Northwestern	0	7	0	.000	0	9	0	.000

1958	Conference				Season			
	W	L	T	Pct.	W	L	T	Pct.
Iowa	5	1	0	.833	8	1	1	.859
Wisconsin	5	1	1	.786	7	1	1	.833
Ohio State	4	1	2	.714	6	1	2	.778
Purdue	3	1	2	.667	6	1	2	.778
Indiana	3	2	1	.583	5	3	1	.611
Illinois	4	3	0	.571	4	5	0	.444
Northwestern	3	4	0	.429	5	4	0	.556
Michigan	1	5	1	.214	2	6	1	.278
Minnesota	1	6	0	.142	1	8	0	.111
Michigan State	0	5	1	.083	3	5	1	.389

1959	Conference				Season			
	W	L	T	Pct.	W	L	T	Pct.
Wisconsin	5	2	0	.714	7	3	0	.700
Michigan State	4	2	0	.667	5	4	0	.556
Purdue	4	2	1	.643	5	2	2	.667
Illinois	4	2	1	.643	5	3	1	.611
Northwestern	4	3	0	.571	6	3	0	.667
Iowa	3	3	0	.500	5	4	0	.556
Michigan	3	4	0	.429	4	5	0	.444
Indiana	2	4	1	.357	4	4	1	.500
Ohio State	2	4	1	.357	3	5	1	.389
Minnesota	1	6	0	.143	2	7	0	.222

1960	Conference				Season			
	W	L	T	Pct.	W	L	T	Pct.
Iowa	5	1	0	.833	8	1	0	.889
Minnesota	5	1	0	.833	8	2	0	.800
Ohio State	4	2	0	.667	7	2	0	.778
Michigan State	3	2	0	.600	6	2	1	.722
Illinois	2	4	0	.333	5	4	0	.556
Michigan	2	4	0	.333	5	4	0	.556
Northwestern	2	4	0	.333	5	4	0	.556
Purdue	2	4	0	.333	4	4	1	.500
Wisconsin	2	5	0	.286	4	5	0	.444
Indiana	—	—	—	—	1	8	0	.111

1961	Conference				Season			
	W	L	T	Pct.	W	L	T	Pct.
Ohio State	6	0	0	1.000	8	0	1	.944
Minnesota	6	1	0	.875	8	2	0	.800
Michigan State	5	2	0	.714	7	2	0	.778
Purdue	4	2	0	.667	6	3	0	.667
Wisconsin	4	3	0	.571	6	3	0	.667
Michigan	3	3	0	.500	6	3	0	.667
Iowa	2	4	0	.333	5	4	0	.556
Northwestern	2	4	0	.333	4	5	0	.444
Indiana	0	6	0	.0				

ALL-TIME CONFERENCE STANDINGS

1970	Conference			Season		
	W	L	Pct.	W	L	Pct.
Ohio State	7	0	1.000	9	1	.900
Michigan	6	1	.857	9	1	.900
Northwestern	6	1	.857	6	4	.600
Iowa	3	3	.500	3	6	.350
Wisconsin	3	4	.429	4	5	.450
Michigan State	3	4	.429	4	6	.400
Minnesota	2	4	.357	3	6	.350
Purdue	2	5	.286	4	6	.400
Illinois	1	6	.143	3	7	.300
Indiana	1	6	.143	1	9	.100

1971	Conference			Season		
	W	L	Pct.	W	L	Pct.
Michigan	8	0	1.000	11	1	.917
Northwestern	6	3	.667	7	4	.636
Ohio State	5	3	.625	6	4	.600
Illinois	5	3	.625	5	6	.455
Michigan State	5	3	.625	6	5	.545
Wisconsin	3	5	.375	4	6	.405
Minnesota	3	5	.375	4	7	.364
Purdue	3	5	.375	3	7	.300
Indiana	2	6	.250	3	8	.273
Iowa	1	8	.111	1	10	.100

1972	Conference			Season		
	W	L	Pct.	W	L	Pct.
Michigan	7	1	.875	10	1	.909
Ohio State	7	1	.875	9	2	.818
Purdue	6	2	.750	6	5	.545
Michigan State	5	2	.688	5	5	.500
Minnesota	4	4	.500	4	7	.364
Indiana	3	5	.375	5	6	.455
Illinois	3	5	.375	3	8	.273
Iowa	2	6	.273	3	7	.318
Wisconsin	2	6	.250	4	7	.364
Northwestern	1	8	.111	2	9	.182

1973	Conference			Season		
	W	L	Pct.	W	L	Pct.
Michigan	7	0	1.000	10	0	.954
Ohio State	7	0	1.000	10	0	.954
Minnesota	6	2	.750	7	4	.636
Illinois	4	4	.500	5	6	.454
Michigan State	4	4	.500	5	6	.454
Purdue	4	4	.500	5	6	.454
Northwestern	4	4	.500	4	7	.363
Wisconsin	3	5	.375	4	7	.363
Indiana	0	8	.000	2	9	.182
Iowa	0	8	.000	0	11	.000

1974	Conference			Season		
	W	L	Pct.	W	L	Pct.
Michigan	7	1	.875	10	1	.909
Ohio State	7	1	.875	10	2	.833
Michigan State	6	1	.813	7	3	.682
Wisconsin	5	3	.625	7	4	.636
Illinois	4	3	.563	6	4	.590
Purdue	3	5	.375	4	6	.410
Minnesota	2	6	.250	4	7	.364
Iowa	2	6	.250	3	8	.273
Northwestern	2	6	.250	3	8	.273
Indiana	1	7	.125	1	10	.091

1975	Conference			Season		
	W	L	Pct.	W	L	Pct.
Ohio State	8	0	1.000	11	1	.917
Illinois	7	1	.875	8	2	.750
Michigan State	4	4	.500	7	4	.636
Illinois	4	4	.500	5	6	.455
Purdue	4	4	.500	4	7	.363
Wisconsin	3	4	.438	4	6	.409
Minnesota	3	5	.375	6	5	.545
Iowa	3	5	.375	3	8	.273
Northwestern	2	6	.250	3	8	.273
Indiana	1	6	.188	2	8	.227

1976	Conference			Season		
	W	L	Pct.	W	L	Pct.
Michigan	7	1	.875	10	2	.833
Ohio State	7	1	.875	9	2	.792
Minnesota	4	4	.500	6	5	.545
Purdue	4	4	.500	5	6	.455
Illinois	4	4	.500	5	6	.455
Indiana	4	4	.500	5	6	.455
Iowa	3	5	.375	5	6	.455
Wisconsin	3	5	.375	5	6	.455
Michigan State	3	5	.375	4	6	.409
Northwestern	1	7	.125	1	10	.091

1977	Conference			Season		
	W	L	Pct.	W	L	Pct.
Michigan	7	1	.875	10	2	.833
Ohio State	7	1	.875	9	3	.750
Michigan State	6	1	.813	7	3	.682
Indiana	4	3	.563	5	5	.500
Minnesota	4	4	.500	7	5	.583
Purdue	3	5	.375	5	6	.456
Iowa	3	5	.375	4	7	.364
Wisconsin	3	6	.333	5	6	.456
Illinois	2	6	.250	3	8	.273
Northwestern	1	8	.111	1	10	.091

1978	Conference			Season		
	W	L	Pct.	W	L	Pct.
Michigan	7	1	.875	10	2	.833
Michigan State	7	1	.875	8	3	.727
Purdue	6	1	.813	9	2	.792
Ohio State	6	2	.750	7	4	.625
Minnesota	4	4	.500	5	6	.455
Wisconsin	3	4	.444	5	4	.545
Indiana	3	5	.375	4	7	.364
Iowa	2	6	.250	2	9	.182
Illinois	0	6	.125	1	8	.182
Northwestern	0	8	.056	0	10	.046

1979	Conference			Season		
	W	L	Pct.	W	L	Pct.
Ohio State	8	0	1.000	11	1	.917
Purdue	7	1	.875	10	2	.833
Michigan	6	2	.750	8	4	.667
Indiana	5	3	.625	8	4	.667
Iowa	4	4	.500	5	6	.454
Minnesota	3	5	.389	4	6	.405
Michigan State	3	5	.375	5	6	.454
Wisconsin	3	5	.375	4	7	.373
Illinois	1	6	.188	2	8	.227
Northwestern	0	9	.000	1	10	.091

1980	Conference			Season		
	W	L	Pct.	W	L	Pct.
Michigan	8	0	1.000	10	2	.833
Ohio State	7	1	.875	9	3	.750
Purdue	7	1	.875	9	3	.750
Iowa	4	4	.500	4	7	.364
Minnesota	4	5	.444	5	6	.454
Indiana	3	5	.375	6	5	.545
Wisconsin	3	5	.375	4	7	.364
Illinois	3	5	.375	3	7	.318
Michigan State	2	6	.250	3	8	.273
Northwestern	0	9	.000	0	11	.000

1981	Conference			Season		
	W	L	Pct.	W	L	Pct.
Ohio State	6	2	.750	9	3	.750
Iowa	6	2	.750	8	4	.667
Michigan	6	3	.667	9	3	.750
Illinois	6	3	.667	7	4	.636
Wisconsin	6	3	.667	7	5	.583
Minnesota	4	5	.444	6	5	.545
Michigan State	4	5	.444	5	6	.454
Purdue	3	6	.333	5	6	.454
Indiana	3	6	.333	3	8	.272
Northwestern	0	9	.000	0	11	.000

1982	Conference			Season		
	W	L	Pct.	W	L	Pct.
Michigan	8	1	.889	8	4	.667
Ohio State	7	1	.875	9	3	.750
Iowa	6	2	.750	8	4	.667
Illinois	6	3	.667	7	5	.583
Wisconsin	5	4	.556	7	5	.583
Indiana	4	5	.444	5	6	.455
Purdue	3	6	.333	3	8	.273
Northwestern	2	7	.222	3	8	.273
Michigan State	2	7	.222	2	9	.181
Minnesota	1	8	.111	3	8	.273

1983	Conference			Season		
	W	L	Pct.	W	L	Pct.
Illinois	9	0	1.000	10	2	.833
Michigan	8	1	.889	9	3	.750
Iowa	7	2	.778	9	3	.750
Ohio State	6	3	.667	9	3	.750
Wisconsin	5	4	.556	7	4	.636
Purdue	3	5	.389	3	7	.358
Michigan State	2	6	.278	4	6	.409
Indiana	2	7	.222	3	8	.272
Northwestern	2	7	.222	2	9	.181
Minnesota	0	9	.000	1	10	.090

1984	Conference			Season		
	W	L	Pct.	W	L	Pct.
Ohio State	7	2	.778	9	3	.750
Illinois	6	3	.667	7	4	.636
Purdue	6	3	.667	7	5	.583
Iowa	5	3	.611	8	4	.654
Wisconsin	5	3	.611	7	4	.625
Michigan	5	4	.556	6	6	.500
Michigan State	5	4	.556	6	6	.500
Minnesota	3	6	.333	4	7	.364
Northwestern	2	7	.222	2	9	.182
Indiana	0	9	.000	0	11	.000

1985	Conference			Season		
	W	L	Pct.	W	L	Pct.
Iowa	7	1	.875	10	2	.833
Michigan	6	1	.813	10	1	.875
Illinois	5	2	.688	6	5	.545
Ohio State	5	3	.625	9	3	.750
Michigan State	5	3	.625	7	5	.583
Minnesota	4	4	.500	7	5	.583
Purdue	3	5	.375	5	6	.455
Wisconsin	2	6	.250	5	6	.455
Indiana	1	7	.125	4	7	.364
Northwestern	1	7	.125	3	8	.273

1986	Conference			Season		
	W	L	Pct.	W	L	Pct.
Michigan	7	1	.875	11	2	.846
Ohio State	7	1	.875	10	3	.769
Iowa	5	3	.625	9	3	.750
Minnesota	5	3	.625	6	6	.500
Michigan State	4	4	.500	6	5	.545
Indiana	3	5	.375	6	6	.500
Illinois	3	5	.375	4	7	.364
Northwestern	2	6	.250	4	7	.364
Purdue	2	6	.250	3	8	.273
Wisconsin	2	6	.250	3	9	.250

1987	Conference			Season		
	W	L	Pct.	W	L	Pct.
Michigan State	7	0	1.000	9	2	.792
Iowa	6	2	.750	10	3	.769
Indiana	6	2	.750	8	4	.667
Michigan	5	3	.625	8	4	.667
Ohio State	4	4	.500	6	4	.591
Minnesota	3	5	.375	6	5	.545
Purdue	3	5	.375	3	7	.318
Illinois	2	5	.313	3	7	.318
Northwestern	2	6	.250	2	8	.227
Wisconsin	1	7	.125	3	8	.272

1988	Conference			Season		
	W	L	Pct.	W	L	Pct.
Michigan	7	0	1.000	9	2	.792
Michigan State	6	1	.813	6	5	.542
Iowa	4	1	.688	6	4	.667
Illinois	5	2	.688	6	5	.542
Indiana	5	3	.625	8	3	.708
Purdue	3	5	.375	4	7	.364

ALL-TIME CONFERENCE STANDINGS

1993	Conference				Season				1998	Conference				Season				2003	Conference				Season			
	W	L	T	Pct.	W	L	T	Pct.		W	L	T	Pct.	W	L	T	Pct.		W	L	T	Pct.	W	L	T	Pct.
Ohio State	6	1	1	.813	10	1	1	.875	Ohio State	7	1	0	.875	11	1	0	.917	Michigan	7	1	0	.875	10	3	0	.769
Wisconsin	6	1	1	.813	10	1	1	.875	Wisconsin	7	1	0	.875	11	1	0	.917	Ohio State	6	2	0	.750	11	2	0	.846
Penn State	6	2	0	.750	10	2	0	.833	Michigan	7	1	0	.875	10	3	0	.769	Purdue	6	2	0	.750	9	4	0	.692
Indiana	5	3	0	.625	8	4	0	.667	Purdue	6	2	0	.750	9	4	0	.692	Iowa	5	3	0	.625	10	3	0	.769
Michigan	5	3	0	.625	8	4	0	.667	Penn State	5	3	0	.625	9	3	0	.750	Minnesota	5	3	0	.625	10	3	0	.769
Illinois	5	3	0	.625	5	6	0	.455	Michigan State	4	4	0	.500	6	6	0	.500	Michigan State	5	3	0	.625	8	5	0	.615
Michigan State	4	4	0	.500	6	6	0	.500	Minnesota	2	6	0	.250	5	6	0	.455	Wisconsin	4	4	0	.500	7	6	0	.538
Iowa	3	5	0	.375	6	6	0	.500	Indiana	2	6	0	.250	4	7	0	.364	Northwestern	4	4	0	.500	6	7	0	.462
Minnesota	3	5	0	.375	4	7	0	.364	Illinois	2	6	0	.250	3	8	0	.273	Penn State	1	7	0	.125	3	9	0	.250
Northwestern	0	8	0	.000	2	9	0	.182	Iowa	2	6	0	.250	3	8	0	.273	Indiana	1	7	0	.125	2	10	0	.167
Purdue	0	8	0	.000	1	10	0	.091	Northwestern	0	8	0	.000	3	9	0	.250	Illinois	0	8	0	.000	1	11	0	.083
1994									1999									2004								
Penn State	8	0	0	1.000	12	0	0	1.000	Wisconsin	7	1	0	.875	10	2	0	.833	Iowa	7	1	0	.875	10	2	0	.833
Ohio State	6	2	0	.750	9	4	0	.692	Michigan	6	2	0	.750	10	2	0	.833	Michigan	7	1	0	.875	9	3	0	.750
Michigan	5	3	0	.625	8	4	0	.667	Michigan State	6	2	0	.750	10	2	0	.833	Wisconsin	6	2	0	.750	9	3	0	.750
Wisconsin	4	3	1	.563	7	4	1	.625	Minnesota	5	3	0	.625	8	4	0	.667	Northwestern	5	3	0	.625	6	6	0	.500
Illinois	4	4	0	.500	7	5	0	.583	Penn State	5	3	0	.625	10	3	0	.769	Ohio State	4	4	0	.500	8	4	0	.667
Michigan State	4	4	0	.500	5	6	0	.455	Illinois	4	4	0	.500	8	4	0	.667	Purdue	4	4	0	.500	7	5	0	.583
Iowa	3	4	1	.438	5	5	1	.500	Purdue	4	4	0	.500	7	5	0	.583	Michigan State	4	4	0	.500	5	7	0	.417
Indiana	3	5	0	.375	6	5	0	.545	Ohio State	3	5	0	.375	6	6	0	.500	Minnesota	3	5	0	.375	7	5	0	.583
Purdue	2	4	2	.375	4	5	2	.455	Indiana	3	5	0	.375	4	7	0	.363	Penn State	2	6	0	.250	4	7	0	.364
Northwestern	2	6	0	.250	3	7	1	.318	Northwestern	1	7	0	.125	3	8	0	.273	Illinois	1	7	0	.125	3	8	0	.273
Minnesota	1	7	0	.125	3	8	0	.273	Iowa	0	8	0	.000	1	10	0	.090	Indiana	1	7	0	.125	3	8	0	.273
1995									2000									2005								
Northwestern	8	0	0	1.000	10	2	0	.833	Michigan	6	2	0	.750	9	3	0	.750	Penn State	7	1	0	.875	11	1	0	.917
Ohio State	7	1	0	.875	11	2	0	.846	Northwestern	6	2	0	.750	8	4	0	.667	Ohio State	7	1	0	.875	10	2	0	.833
Michigan	5	3	0	.625	9	4	0	.692	Purdue	6	2	0	.750	8	4	0	.667	Wisconsin	5	3	0	.625	10	3	0	.769
Penn State	5	3	0	.625	9	3	0	.750	Ohio State	5	3	0	.625	8	4	0	.667	Iowa	5	3	0	.625	7	5	0	.583
Michigan State	4	3	1	.563	6	5	1	.542	Wisconsin	4	4	0	.500	9	4	0	.692	Michigan	5	3	0	.625	7	5	0	.583
Iowa	4	4	0	.500	8	4	0	.667	Minnesota	4	4	0	.500	6	6	0	.500	Northwestern	5	3	0	.625	7	5	0	.583
Illinois	3	4	1	.438	5	5	1	.500	Penn State	4	4	0	.500	5	7	0	.417	Minnesota	4	4	0	.500	7	5	0	.583
Wisconsin	3	4	1	.438	4	5	2	.455	Iowa	3	5	0	.375	3	9	0	.250	Purdue	3	5	0	.375	5	6	0	.455
Purdue	2	5	1	.313	4	6	1	.409	Illinois	2	6	0	.250	5	6	0	.455	Michigan State	2	6	0	.250	5	6	0	.455
Minnesota	1	7	0	.125	3	8	0	.273	Michigan State	2	6	0	.250	5	6	0	.455	Indiana	1	7	0	.125	4	7	0	.364
Indiana	0	8	0	.000	2	9	0	.182	Indiana	2	6	0	.250	3	8	0	.273	Illinois	0	8	0	.000	2	9	0	.182
1996									2001									2006								
Ohio State	7	1	0	.875	11	1	0	.917	Illinois	7	1	0	.875	10	2	0	.833	Ohio State	8	0	0	1.000	12	1	0	.923
Northwestern	7	1	0	.875	9	3	0	.750	Michigan	6	2	0	.750	8	4	0	.667	Wisconsin	7	1	0	.875	12	1	0	.923
Penn State	6	2	0	.750	11	2	0	.846	Ohio State	5	3	0	.625	7	5	0	.583	Michigan	7	1	0	.875	11	2	0	.846
Iowa	6	2	0	.750	9	3	0	.750	Purdue	4	4	0	.500	6	6	0	.500	Michigan State	5	3	0	.625	9	4	0	.692
Michigan	5	3	0	.625	8	4	0	.667	Iowa	4	4	0	.500	7	5	0	.583	Penn State	5	3	0	.625	8	6	0	.571
Michigan State	5	3	0	.625	6	6	0	.500	Penn State	4	4	0	.500	5	6	0	.455	Purdue	5	3	0	.625	6	7	0	.462
Wisconsin	3	5	0	.375	8	5	0	.615	Indiana	4	4	0	.500	5	6	0	.455	Minnesota	3	5	0	.375	5	7	0	.417
Purdue	2	6	0	.250	3	8	0	.273	Michigan State	3	5	0	.375	7	5	0	.583	Indiana	3	5	0	.375	5	7	0	.417
Minnesota	1	7	0	.125	4	7	0	.364	Wisconsin	3	5	0	.375	5	7	0	.417	Iowa	2	6	0	.250	6	7	0	.462
Indiana	1	7	0	.125	3	8	0	.273	Minnesota	2	6	0	.250	4	7	0	.363	Northwestern	2	6	0	.250	4	8	0	.333
Illinois	1	7	0	.125	2	9	0	.182	Northwestern	2	6	0	.250	4	7	0	.363	Michigan State	1	7	0	.125	4	8	0	.333
1997									2002									2007								
Michigan	8	0	0	1.000	12	0	0	1.000	Ohio State	8	0	0	1.000	14	0	0	1.000	Ohio State	7	1	0	.875	11	2	0	.846
Ohio State	6	2	0	.750	10	3	0	.769	Iowa	8	0	0	1.000	11	2	0	.846	Illinois	6	2	0	.750	9	4	0	.692
Penn State	6	2	0	.750	9	3	0	.750	Michigan	6	2	0	.750	10	3	0	.769	Michigan	6	2	0	.750	9	4	0	.692
Purdue	6	2	0	.750	9	3	0	.750	Penn State	5	3	0	.625	9	4	0	.692	Wisconsin	5	3	0	.625	9	4	0	.692
Wisconsin	5	3	0	.625	8	5	0	.615	Purdue	4	4	0	.500	7	6	0	.539	Penn State	4	4	0	.500	9	4	0	.692
Iowa	4	4	0	.500	7	5	0	.583	Illinois	4	4	0	.500	5	7	0	.417	Iowa	4	4	0	.500	6	6	0	.500
Michigan State	4	4	0	.500	7	5	0	.583	Minnesota	3	5	0	.375	8	5	0	.615	Purdue	3	5	0	.375	8	5	0	.615
Northwestern	3	5	0	.375	5	7	0	.416	Wisconsin	2	6	0	.250	8	6	0	.571	Indiana	3	5	0	.375	7	6	0	.538
Minnesota	1	7	0	.125	3	9	0	.250	Michigan State	2	6	0	.250	4	8	0	.333	Michigan State	3	5	0	.375	7	6	0	.538
Indiana	1	7	0	.125	2	9	0	.250	Indiana	1	7	0	.125	3	9	0	.250	Northwestern	3	5	0	.375	6	6	0	.500
Illinois	0	8	0	.000	0	11	0	.000	Northwestern	1	7	0	.125	3	9	0	.250	Minnesota	0	8	0	.000	1	11	0	.083

BIG TEN AND THE HEISMAN TROPHY

The Heisman Trophy is annually awarded to the nation's outstanding college football player, and Big Ten student-athletes have a long and storied history with this honor. The conference boasts the first Heisman Trophy honoree in Chicago's Jay Berwanger (1935) along with the only two-time winner in Ohio State's Archie Griffin (1974 and 1975). The Big Ten has claimed the Heisman Trophy on 15 occasions overall, a total that leads all conferences.



Awarded the first Heisman Trophy after the 1935 season, Chicago halfback Jay Berwanger was the last in a long line of University of Chicago football All-Americans.



Iowa halfback Nile Kinnick won the 1939 Heisman after playing 402 out of a possible 420 minutes in the last seven games of the season. Iowa's football stadium is dedicated in his honor.



Michigan halfback Tom Harmon won the Big Ten's third Heisman Trophy in 1940. A two-time national scoring champion, Harmon finished with 33 touchdowns, breaking Red Grange's Big Ten career record.



After leading Minnesota to two consecutive AP national titles, halfback Bruce Smith won the Heisman Trophy following the 1941 season. Smith led the 1941 Golden Gophers in rushing, passing and punting.



After being granted a fourth year of eligibility during World War II, Ohio State dental student Les Horvath ran and passed the undefeated Buckeyes to a Big Ten title and a No. 2 national ranking, and won the 1944 Heisman Trophy.



At 5-9, 185 pounds, halfback Vic Janowicz of Ohio State led the conference in rushing and scoring. He won the 1950 Heisman Trophy and was also named conference MVP and UPI Player of the Year.



Wisconsin fullback Alan "The Horse" Ameche, a two-time All-American, won the 1954 Heisman Trophy. In 1951, Ameche became the first freshman in conference history to lead the league in rushing.



Ohio State halfback Howard "Hop-along" Cassady led the Buckeyes to the 1954 national championship and consecutive Big Ten crowns. He won the 1955 Heisman while being named Player of the Year by Walter Camp, Maxwell and UPI.



Ohio State halfback Archie Griffin won the Heisman Trophy in 1974 and '75, the award's only two-time winner. Griffin was the all-time Big Ten rushing leader with 5,589 yards—a mark that stood until 1999. His 31 consecutive 100-yard games set an NCAA record.



Receiver Desmond Howard won the 1991 Heisman Trophy for conference champion Michigan. In 1991, Howard set an NCAA record by catching a TD pass in 10 consecutive games.



Tailback Eddie George became the fifth Buckeye to win the Heisman Trophy in 1995. George led the country with 12.1 points per game and reeled off 12 consecutive 100-yard games en route to setting school records in rushing and receptions by a running back.



In 1997, Michigan cornerback Charles Woodson picked up the Big Ten's 13th Heisman Trophy and became the first predominantly defensive player to ever claim the award. Woodson recorded eight interceptions in 1997 and 18 in his career.



Wisconsin's Ron Dayne earned the Big Ten's 14th Heisman Trophy in 1999. The national consensus Player of the Year and two-time Rose Bowl MVP set the NCAA career yardage mark with 6,397 yards.



Quarterback Troy Smith collected Ohio State's seventh Heisman Trophy in 2006 after leading the Buckeyes to a perfect regular season. He set a school record with 30 touchdown passes while ending his career as the most efficient passer in Big Ten history.

INDIVIDUAL NATIONAL HONORS

Heisman Memorial Trophy

(Honoring the outstanding player. First presented in 1935 by the Downtown Athletic Club of New York City.)

1935—Jay Berwanger, QB, CHI
 1939—Nile Kinnick, HB, IOWA
 1940—Tom Harmon, HB, MICH
 1941—Bruce Smith, HB, MINN
 1944—Les Horvath, HB, OSU
 1950—Vic Janowicz, HB, OSU
 1954—Alan Ameche, FB, WIS
 1955—Howard Cassady, HB, OSU
 1974—Archie Griffin, HB, OSU
 1975—Archie Griffin, HB, OSU
 1991—Desmond Howard, SE, MICH
 1995—Eddie George, RB, OSU
 1997—Charles Woodson, CB, MICH
 1999—Ron Dayne, RB, WIS
 2006—Troy Smith, QB, OSU

Walter Camp Award

(Honoring the outstanding player. First presented in 1937 by the Walter Camp Foundation.)

1939—Nile Kinnick, HB, IOWA
 1940—Tom Harmon, HB, MICH
 1952—Don McAuliffe, HB, MSU
 1953—Alan Ameche, FB, WIS
 Paul Giel, HB, MINN
 1955—Howard Cassady, HB, OSU
 1958—Randy Duncan, QB, IOWA
 1965—Jim Grabowski, FB, ILL
 1981—Art Schlichter, QB, OSU
 1984—Keith Byars, TB, OSU
 1985—Lorenzo White, TB, MSU
 1989—Anthony Thompson, TB, IND
 1991—Desmond Howard, WR, MICH
 1995—Eddie George, TB, OSU
 1997—Charles Woodson, CB, MICH
 1999—Ron Dayne, RB, WIS
 2002—Larry Johnson, RB, PSU
 2006—Troy Smith, QB, OSU

Maxwell Award

(Honoring the outstanding player. First presented in 1937 by the Maxwell Memorial Football Club of Philadelphia.)

1939—Nile Kinnick, HB, IOWA
 1940—Tom Harmon, HB, MICH
 1955—Howard Cassady, HB, OSU
 1961—Bob Ferguson, FB, OSU
 1972—Brad Van Pelt, DB, MSU
 1975—Archie Griffin, HB, OSU
 1985—Chuck Long, QB, IOWA
 1989—Anthony Thompson, TB, IND
 1991—Desmond Howard, SE, MICH
 1994—Kerry Collins, QB, PSU
 1995—Eddie George, RB, OSU
 1999—Ron Dayne, RB, WIS
 2000—Drew Brees, QB, PUR
 2002—Larry Johnson, RB, PSU

Outland Trophy

(Honoring the outstanding interior lineman. First presented in 1946 by the Football Writers Association of America.)

1949—Ed Bagdon, G, MSU
 1955—Calvin Jones, G, IOWA
 1956—Jim Parker, G, OSU
 1957—Alex Karras, T, IOWA
 1960—Tom Brown, G, MINN
 1962—Bobby Brown, G, MINN
 1970—Jim Stillwagon, MG, OSU
 1973—John Hicks, OT, OSU
 1996—Orlando Pace, OT, OSU
 2003—Robert Gallery, OT, IOWA
 2005—Greg Eslinger, C, MINN
 2006—Joe Thomas, OT, WIS

Vince Lombardi/Rotary Award

(Honoring the outstanding lineman. First presented in 1970 by the Rotary Club of Houston.)

1970—Jim Stillwagon, MG, OSU
 1973—John Hicks, OT, OSU
 1987—Chris Spielman, LB, OSU
 1989—Percy Snow, LB, MSU
 1995—Orlando Pace, OT, OSU
 1996—Orlando Pace, OT, OSU
 2005—A.J. Hawk, LB, OSU
 2006—LaMarr Woodley, DE, MICH

Davey O'Brien National Quarterback Award

(Honoring the outstanding quarterback. First presented in 1981 by the Davey O'Brien Educational and Charitable Trust of Fort Worth.)

1985—Chuck Long, IOWA
 1994—Kerry Collins, PSU
 2002—Brad Banks, IOWA
 2006—Troy Smith, OSU

Dick Butkus Award

(Honoring the outstanding linebacker. First presented in 1985 by the Downtown Athletic Club of Orlando. Named in honor of Illinois' Dick Butkus.)

1989—Percy Snow, MSU
 1991—Erick Anderson, MICH
 1994—Dana Howard, ILL
 1995—Kevin Hardy, ILL
 1997—Andy Katzenmoyer, OSU
 1999—LaVar Arrington, PSU
 2005—Paul Posluszny, PSU
 2007—James Laurinaitis, OSU

Jim Thorpe Award

(Honoring the outstanding defensive back. First presented in 1986 by the Jim Thorpe Athletic Club of Oklahoma City.)

1997—Charles Woodson, CB, MICH
 1998—Antoine Winfield, DB, OSU
 1999—Tyrone Carter, S, MINN
 2000—Jamar Fletcher, DB, WIS

Doak Walker Award

(Honoring the outstanding running back. First presented in 1990 by the Southern Methodist Athletic Forum in Dallas.)

1995—Eddie George, OSU
 1999—Ron Dayne, WIS
 2002—Larry Johnson, PSU
 2003—Chris Perry, MICH

Lou Groza Award

(Honoring the outstanding place kicker. First presented in 1992 by the Palm Beach County Sports Commission.)

2002—Nate Kaeding, IOWA
 2004—Mike Nugent, OSU

Bronko Nagurski Award

(Honoring the outstanding defensive player. First presented in 1993 by the Football Writers Association of America.)

1995—Pat Fitzgerald, LB, NU
 1996—Pat Fitzgerald, LB, NU
 1997—Charles Woodson, CB, MICH
 2006—James Laurinaitis, LB, OSU

Fred Biletnikoff Award

(Honoring the outstanding wide receiver. First presented in 1994 by the Quarterback Club of Tallahassee.)

1994—Bobby Engram, PSU
 1995—Terry Glenn, OSU
 2002—Charles Rogers, MSU
 2004—Brayton Edwards, MICH

Chuck Bednarik Award

(Honoring the outstanding defensive player. First presented in 1995 by the Maxwell Memorial Football Club of Philadelphia.)

1995—Pat Fitzgerald, LB, NU
 1996—Pat Fitzgerald, LB, NU
 1997—Charles Woodson, CB, MICH
 1999—LaVar Arrington, LB, PSU
 2005—Paul Posluszny, LB, PSU
 2006—Paul Posluszny, LB, PSU
 2007—Dan Connor, LB, PSU

Mosi Tatupu Special Teams Player of the Year Award

(Honoring the outstanding special teams performer. First presented in 1997 by the Maui Touchdown Club.)

2001—Kahlil Hill, IOWA

Ray Guy Award

(Honoring the outstanding punter. First presented in 2000 by the Greater Augusta Sports Council.)

2000—Kevin Stemke, WIS
 2001—Travis Dorsch, PUR
 2003—B.J. Sander, OSU

John Mackey Award

(Honoring the outstanding tight end. First presented in 2000 by the Nassau County Sports Commission.)

2000—Tim Stratton, PUR
 2002—Dallas Clark, IOWA
 2006—Matt Spaeth, MINN

Dave Rimington Trophy

(Honoring the outstanding center. First presented in 2000 by the Boomer Esianon Foundation.)

2001—LeCharles Bentley, OSU
 2004—David Baas, MICH
 2005—Greg Eslinger, MINN

Ted Hendricks Award

(Honoring the outstanding defensive end. First presented in 2002 by the Ted Hendricks Foundation.)

2006—LaMarr Woodley, MICH

Academic All-America of the Year

(Honoring the nation's top student-athlete. First presented in 1987 by the College Sports Information Directors of America.)

2000—Drew Brees, PUR
 2003—Craig Krenzel, OSU
 2006—Paul Posluszny, PSU

Woody Hayes National Scholar-Athlete Award

(Recognizing excellence in athletics, academics and community service. First presented in 1988 by the Sertoma Club.)

1993—Gregory Smith, OSU
 1996—Bobby Hoying, OSU
 2004—John Standeford, PUR

Vincent DePaul Draddy Trophy

(Honoring the outstanding student-athlete. First presented in 1990 by The National Football Foundation and College Hall of Fame. Often referred to as the "Academic Heisman.")

1995—Bobby Hoying, OSU
 2003—Craig Krenzel, OSU

Bobby Bowden Award

(Honoring the outstanding student-athlete. First presented in 2003 by the Fellowship of Christian Athletes.)

2003—Jason Wright, NU

Danny Wuerffel Trophy

(Honoring the college player who best combines community service with academic/athletic achievement. First presented in 2005 by the All Sports Association of Fort Walton Beach, Florida.)

2006—Joel Penton, OSU

National Coach of the Year

As named by the American Football Coaches Association (AFCA — since 1935), Football Writers Association of America (FWAA — 1957), The Sporting News (SN — 1963), Walter Camp Foundation (WC — 1967), Bobby Dodd Coach of the Year Foundation (Dodd — 1976), National Sportscasters and Sportswriters Association/Bear Bryant Award (Bryant — 1986), Maxwell Football Club/George Munger Coach of the Year Award (Munger — 1989), ESPN/Home Depot (ESPN — 1994), Associated Press (AP — 1998) or Liberty Mutual (LM — 2006).

1935—Lynn "Pappy" Waldorf, NU (AFCA)
 1939—Eddie Anderson, IOWA (AFCA)
 1944—Carroll Widdoes, OSU (AFCA)
 1945—Alvin "Bo" McMillan, IND (AFCA)
 1947—H.O. "Fritz" Crisler, MICH (AFCA)
 1948—Bennie Oosterbaan, MICH (AFCA)
 1955—Hugh "Duffy" Daugherty, MSU (AFCA, FWAA)
 1957—Woody Hayes, OSU (AFCA, FWAA)
 1960—Murray Warmath, MINN (AFCA, FWAA)
 1965—Duffy Daugherty, MSU (FWAA, SN)
 1967—John Pont, IND (AFCA, FWAA, SN, WC)
 1968—Woody Hayes, OSU (FWAA, SN, WC)
 1969—Bo Schembechler, MICH (AFCA, FWAA, WC)
 1970—Alex Agase, NU (FWAA)
 1975—Woody Hayes, OSU (FWAA)
 1977—Bo Schembechler, MICH (Dodd)
 1978—Darryl Rogers, MSU (SN)
 1979—Earle Bruce, OSU (AFCA, FWAA)
 1981—Hayden Fry, IOWA (SN)
 1983—Mike White, ILL (SN, WC)
 1985—Bo Schembechler, MICH (SN)
 1989—Bo Schembechler, MICH (Munger)
 1993—Barry Alvarez, WIS (AFCA, FWAA, Dodd)
 1994—Joe Paterno, PSU (WC, Munger)
 1995—Gary Barnett, NU (AFCA, FWAA, SN, WC, Dodd, Bryant, Munger, ESPN)
 1997—Lloyd Carr, MICH (WC, Bryant, Munger)
 2002—Kirk Ferentz, IOWA (WC, AP)
 2002—Jim Tressel, OSU (AFCA, FWAA, SN, Dodd, Bryant)
 2005—Joe Paterno, PSU (AFCA, SN, WC, Dodd, Munger, ESPN, AP)
 2007—Ron Zook, ILL (LM)
 2007—Lloyd Carr, MICH (Dodd)

ALL-AMERICANS AND HALL OF FAMERS

CONSENSUS ALL-AMERICANS

Chicago (12)

Clarence Herschberger, FB, 1898
Frederick A. Speik, E, 1904
Walter Eckersall, QB, 1904-05-06
Mark S. Catlin, E, 1905
Walter Steffen, QB, 1908
Paul Des Jardien, C, 1913
John W. Thomas, FB, 1922
Franklin K. Gowdy, T, 1924
Joseph Pondelik, G, 1924
Jay Berwanger, QB, 1935#

Illinois (24)

Ralph Chapman, G, 1914
Perry Graves, E, 1914
Bart Macomber, HB, 1915
John Depler, C, 1918
Charles Carney, E, 1920
James McMillen, G, 1923
Harold Grange, HB, 1923-24#-25
Bernie Shively, G, 1926
Alex Agase, G, 1946
John Karras, HB, 1951
J.C. Caroline, HB, 1953
Bill Burrell, G, 1959
Dick Butkus, C, 1963#-64
Jim Grabowski, FB, 1965#
David Williams, WR, 1984-85#
Moe Gardner, NT, 1989#-90
Dana Howard, LB, 1994#
Kevin Hardy, LB, 1995
J Leman, LB, 2007

Indiana (6)

Billy Hillenbrand, HB, 1942
John Tavener, C, 1944
Bob Ravensburg, E, 1945
Anthony Thompson, TB, 1988-89#
Vaughn Dunbar, RB, 1991#

Iowa (21)

Lester Belding, E, 1919
Aubrey Devine, QB, 1921
Gordon Locke, FB, 1922
Nile Kinnick, HB, 1939
Calvin Jones, G, 1954-55
Alex Karras, T, 1957
Randy Duncan, QB, 1958#
Reggie Roby, P, 1981
Andre Tippett, DE, 1981
Larry Station, LB, 1984-85#
Chuck Long, QB, 1985#
Marv Cook, TE, 1988
Leroy Smith, DE, 1991
Tim Dwight, AP-KR, 1997
Jared DeVries, DL, 1998
Dallas Clark, TE, 2002#
Eric Steinbach, OL, 2002
Robert Gallery, OL, 2003
Nate Kaeding, PK, 2003

Michigan (77)

William Cunningham, C, 1898
Neil Snow, E, 1901
William Heston, HB, 1903-04
Adolph Schultz, C, 1907
Albert Benbrook, G, 1909-10
Stanfield Wells, E, 1910

Miller H. Pontius, T, 1913
James Craig, HB, 1913
John Maulbetsch, HB, 1914
Harry Kipke, HB, 1922
Jack Blott, C, 1923
Bennie Freidman, QB, 1925-26
Bennie Oosterbaan, E, 1925-26-27#
Otto Pommerening, T, 1928
Harry Newman, QB, 1932#
Charles Bernard, C, 1933#
Francis Wistert, T, 1933
Ralph Heikkinen, G, 1938#
Tom Harmon, HB, 1939-40#
Bob Westfall, FB, 1941
Albert Wistert, T, 1942
Julius Franks, G, 1942
Bill Daley, FB, 1943
Bob Chappuis, HB, 1947#
Richard Rifenburg, E, 1948
Alvin Wistert, T, 1948-49
Ron Kramer, E, 1955-56#
Jack Clancy, E, 1966#
Bill Yearby, T, 1965
Tom Curtis, DB, 1969
Jim Mandich, E, 1969#
Dan Dierdorf, T, 1970
Reggie McKenzie, G, 1971
Mike Taylor, LB, 1971#
Randy Logan, DB, 1972
Paul Seymour, OT, 1972
Dave Gallagher, DT, 1973
Dave Brown, DB, 1973-74#
Rob Lytle, TB, 1976
Mark Donohue, G, 1976-77#
Ron Simpkins, LB, 1979
Anthony Carter, WR, 1981#-82#
Ed Muransky, OT, 1981
Kurt Becker, OG, 1981
Brad Cochran, DB, 1985
Mike Hammerstein, DT, 1985
Garland Rivers, DB, 1986
John Elliott, OT, 1987
Mark Messner, DT, 1988#
John Vitale, C, 1988
Tripp Welborne, SS, 1989#-90#
Desmond Howard, WR, 1991#
Greg Skrepenak, OL, 1991#
Jarrett Irons, LB, 1996
Charles Woodson, CB, 1997#
Steve Hutchinson, OL, 2000
Chris Perry, RB, 2003
David Baas, OL, 2004
Braylon Edwards, WR, 2004#
Marlin Jackson, DB, 2004
Ernest Shazor, DB, 2004
Leon Hall, DB, 2006
Jake Long, OL, 2006
LaMarr Woodley, DL, 2006#
Jake Long, OL, 2007#

Michigan State (26; 23*)

Neno Jerry DaPrato, HB, 1915
Sidney Wagner, G, 1935
Edward Bagdon, G, 1949
Don Coleman, T, 1951#
Bob Carey, E, 1951
Don Dohoney, E, 1953
Earl Morrall, B, 1955
Norman Masters, T, 1955
Dan Currie, C, 1957
Walt Kowalczyk, B, 1957
Sam Williams, E, 1958

George Saines, FB, 1962
Sherman Lewis, HB, 1963
Charles Smith, DE, 1965-66#
George Webster, LB, 1965#-66#
Clinton Jones, HB, 1966
Brad Van Pelt, DB, 1972#
Lorenzo White, TB, 1985#-87
Tony Mandarich, OT, 1988
Bob Kula, OT, 1989
Percy Snow, LB, 1989#
Charles Rogers, WR, 2002#
Brandon Fields, P, 2004

Minnesota (33)

Fred Schact, T, 1903
John McGovern, QB, 1909
James Walker, T, 1910
Bert Baston, E, 1916
George Hauser, T, 1917
Ray Ecklund, E, 1923
Herb Joesting, FB, 1926-27
Bronko Nagurski, T, 1929
Clarence Munn, G, 1931
Frank Larson, E, 1934
Francis Lund, HB, 1934
Bill Bevan, G, 1934
Ed Widseth, T, 1935-36#
George Franck, HB, 1940
Urban Odson, T, 1940
Bruce Smith, HB, 1941
Dick Wildung, T, 1941-42
Leo Nomellini, T, 1948-49
Clayton Tonnemaker, C, 1949#
Paul Giel, HB, 1953#
Tom Brown, G, 1960#
Sandy Stephens, QB, 1961
Bobby Bell, T, 1962#
Carl Eller, T, 1963
Aaron Brown, E, 1965
Tyrone Carter, SS, 1999
Ben Hamilton, C, 1999-2000
Greg Eslinger, C, 2005#

Northwestern (13)

Ralph Baker, HB, 1926
Frank Baker, HB, 1930
Jack Riley, T, 1931
Dal Marvil, T, 1931
Ernest Rentner, HB, 1931
Steve Reid, G, 1936
Alf Bauman, T, 1940
Max Morris, E, 1945
Ron Burton, B, 1959
Jack Cvercko, G, 1962
Pat Fitzgerald, LB, 1995-96
Damien Anderson, RB, 2000

Ohio State (76)

Charles Harley, FB, 1916-17-19
Charles Bolen, E, 1917
Gaylord Stinchcomb, HB, 1920
Iolas Huffman, Q-T, 1920-21
Edwin Hess, G, 1925
Wes Fesler, E, 1928-29-30#
Gomer Jones, C, 1935
Esco Sarkkinen, E, 1939
Jack Dugger, E, 1944
Bill Hackett, G, 1944
Les Horvath, HB, 1944#
Warren Amiling, G-T, 1945#-46
Vic Janowicz, HB, 1950#
Howard Cassady, HB, 1954#-55#

Jim Parker, G, 1956#
Robert White, FB, 1958
Bob Ferguson, FB, 1960#-61#
Dave Foley, T, 1968#
Jim Otis, FB, 1969
Jim Stillwagon, MG, 1969-70#
Jack Tatum, DB, 1969-70#
John Hicks, OT, 1973#
Randy Gradishar, LB, 1972-73#
Kurt Schumacher, T, 1974
Steve Myers, C, 1974
Archie Griffin, RB, 1974#-75#
Ted Smith, G, 1975
Tim Fox, DB, 1975
Bob Brudzinski, DE, 1976
Chris Ward, T, 1976-77#
Tom Cousineau, LB, 1977-78
Ken Fritz, G, 1979
Marcus Marek, LB, 1982
Jim Lachey, OG, 1984
Keith Byars, RB, 1984#
Cris Carter, SE, 1986
Chris Spielman, LB, 1986-87#
Tom Tupa, P, 1987#
Dan Wilkerson, DT, 1993
Korey Stringer, OL, 1994
Eddie George, RB, 1995#
Orlando Pace, OL, 1995#-96
Rory Glenn, WR, 1995
Shawn Springs, DB, 1996
Mike Vrabel, DL, 1996
Andy Katzenmoyer, LB, 1997
Rob Murphy, OL, 1998
Antoine Winfield, DB, 1998
LeCharles Bentley, C, 2001
Mike Doss, DB, 2002#
Mike Nugent, PK, 2002-04
Matt Wilhelm, LB, 2002
Will Allen, DB, 2003
A.J. Hawk, LB, 2004-05#
James Laurinaitis, LB, 2006-07#
Quinn Pitcock, DL, 2006
Troy Smith, QB, 2006#

Penn State (38; 12*)

William Dunn, C, 1906
Bob Higgins, E, 1919
Charles Way, B, 1920
Glenn Killinger, B, 1921
Harry Wilson, B, 1923
Richie Lucas, B, 1959
Glenn Ressler, G, 1964
Ted Kwalick, E, 1968#
Dennis Onkotz, LB, 1968-69
Mike Reid, DT, 1969#
Jack Ham, LB, 1970
Dave Joyner, T, 1971
Bruce Bannon, DE, 1972
John Skorupan, LB, 1972
John Cappelletti, B, 1973#
Mike Hartenstine, DL, 1974
Greg Buttle, LB, 1975
Keith Dorney, OT, 1978#
Chuck Fusina, QB, 1978#
Bruce Clark, DL, 1978#-79
Sean Farrell, OL, 1981#
D.J. Dozier, RB, 1986
Shane Conlan, LB, 1986
O.J. McDuffie, WR, 1992
Ki-Jana Carter, HB, 1994#
Kerry Collins, QB, 1994
Jeff Hartings, OL, 1995

ALL-AMERICANS AND HALL OF FAMERS

Curtis Enis, HB, 1997
Courtney Brown, DL, 1999
LaVar Arrington, LB, 1999
Brandon Short, LB, 1999
Larry Johnson, RB, 2002#
Tamba Hali, DL, 2005#
Paul Posluszny, LB, 2005-06
Dan Connor, LB, 2007

Purdue (19)

Ralph Welch, HB, 1929
Elmer Sleight, T, 1929
Paul Moss, E, 1932#
Duane Purvis, HB, 1933
Dave Rankin, E, 1940
Alex Agase, T, 1943
Bernie Flowers, E, 1952
Bob Griese, QB, 1965
Leroy Keyes, HB-DB, 1967#-68#
Chuck Kyle, MG, 1968
Mike Phipps, QB, 1969#
Dave Butz, DT, 1972
Otis Armstrong, RB, 1972
Mark Herrmann, QB, 1980#
Dave Young, TE, 1980#
Rod Woodson, DB, 1986
Travis Dorsch, P, 2001
Taylor Stubblefield, WR, 2004

Wisconsin (21)

Robert Butler, T, 1912
Ray Keller, G, 1913
Howard Buck, T, 1915
Charles Carpenter, C, 1919
Ralph Scott, T, 1920
Martin Below, T, 1923
Milo Lubratovich, T, 1930
Dave Schreiner, E, 1942#
Alan Ameche, FB, 1954#
Dan Lanphear, T, 1959#
Pat Richter, E, 1962
Dennis Lick, OT, 1975
Tim Krumrie, MG, 1981
Cory Raymer, C, 1994
Tom Burke, DL, 1998#
Aaron Gibson, OL, 1998
Ron Dayne, RB, 1999
Chris McIntosh, T, 1999
Jamar Fletcher, DB, 2000
Erasmus James, DL, 2004
Joe Thomas, OL, 2006#

Unanimous selection
* As a Big Ten member

COLLEGE FOOTBALL HALL OF FAME SELECTIONS

Listed by year inducted into Hall of Fame; some coaches or players may appear with multiple institutions.

Chicago (9)

Walter Eckersall, QB, 1951
Amos Alonzo Stagg, Coach, 1951
Jay Berwanger, HB, 1954
Paul Des Jardien, C, 1955
Andy Wyant, G/C, 1962
Clark Shaughnessy, Coach, 1968
Walter Steffen, QB, 1969
Clarence Herschberger, FB, 1970
Bob Maxwell, G, 1974

Illinois (15)

Harold Grange, HB, 1951
Ed Hall, Coach, 1951
Bob Zupke, Coach, 1951
Alex Agase, G, 1963
George Woodruff, Coach, 1963
Charles Carney, E, 1966
Buddy Young, HB, 1968
Bart Macomber, HB, 1972
J.C. Caroline, HB, 1980
Bernie Shively, G, 1982
Dick Butkus, C/LB, 1983
Bob Blackman, Coach, 1987
Al Brosky, S, 1988
Jim Grabowski, FB, 1995
David Williams, WR, 2005

Indiana (6)

Zora Clevenger, HB, 1968
Bill Ingram, Coach, 1973
Pete Pihos, E/FB, 1966
George Taliaferro, HB, 1981
John Tavener, C, 1990
Anthony Thompson, RB, 2007

Iowa (13)

Howard Jones, Coach, 1951
Nile Kinnick, HB, 1951
Duke Slater, T, 1951
Gordon Locke, FB, 1960
Eddie Anderson, Coach, 1971
Aubrey Devine, QB, 1973
Slip Madigan, Coach, 1974
Calvin Jones, G, 1980
Alex Karras, T, 1991
Randy Duncan, QB, 1997
Chuck Long, QB, 1999
Forest Evashevski, Coach, 2000
Hayden Fry, Coach, 2003

Michigan (33)

Bennie Freidman, QB, 1951
Adolph Schultz, C, 1951
Fielding Yost, Coach, 1951
Fritz Crisler, Coach, 1954
Tom Harmon, HB, 1954
William Heston, HB, 1954
Bennie Oosterbaan, E, 1954
George Little, Coach, 1955
Tad Wieman, Coach, 1956
Harry Kipke, HB, 1958
Neil Snow, E, 1960
Francis Wistert, T, 1967
Albert Wistert, T, 1968
Albert Benbrook, G, 1971

John Maulbetsch, HB, 1973
Elroy Hirsch, HB, 1974
Harry Newman, QB, 1975
Ron Kramer, E, 1978
Alvin Wistert, T, 1981
Merv Pregulman, T/C, 1982
Ernie Vick, C, 1983
Bob Westfall, FB, 1987
Bob Chappuis, HB, 1988
Bump Elliott, HB, 1989
Ron Johnson, HB, 1992
Bo Schembechler, Coach, 1993
Pete Elliott, QB, 1994
Dan Dierdorf, T, 2000
Anthony Carter, WR, 2001
Reggie McKenzie, G, 2002
Jim Mandich, TE, 2004
Tom Curtis, DB, 2005
Dave Brown, DB, 2007

Michigan State (9)

Clarence Munn, Coach, 1959
John Pingel, HB, 1968
Charlie Bachman, Coach, 1978
Don Coleman, T, 1975
Duffy Daugherty, Coach, 1984
George Webster, LB, 1987
Charles Smith, DE, 1988
Frank Waters, Coach, 2000
Brad Van Pelt, DB, 2001

Minnesota (21)

Bronko Nagurski, T/FB, 1951
Henry Williams, Coach, 1951
Bert Baston, E, 1954
Fritz Crisler, Coach, 1954
Herb Joesting, FB, 1954
Ed Widseth, T, 1954
Bernie Bierman, Coach, 1955
Dick Wildung, T, 1957
Francis Lund, HB, 1958
John McGovern, QB, 1966
Eddie Rogers, E, 1968
Bobby Marshall, E, 1971
Bruce Smith, HB, 1972
Paul Giel, HB, 1975
Leo Nomellini, T, 1977
Clayton Tonnemaker, C, 1980
Bobby Bell, T, 1991
George Franck, HB, 2002
Tom Brown, G, 2003
Carl Eller, T, 2006
Lou Holtz, Coach, 2008

Northwestern (15)

Otto Graham, HB, 1956
Alex Agase, Coach, 1963
Lynn Waldorf, Coach, 1966
Jimmy Johnson, QB, 1969
Paddy Driscoll, HB, 1974
Charlie Bachman, Coach, 1978
Ernest Rentner, HB, 1979
Ara Parseghian, Coach, 1980
Ralph Baker, HB, 1981
Steve Reid, G, 1985
Jack Riley, T, 1988
Edgar Manske, E, 1989
Ron Burton, B, 1990
Alex Sarkisian, C, 1998
Pat Fitzgerald, LB, 2008

Ohio State (27)

Charles Harley, FB, 1951
Howard Jones, Coach, 1951
Wes Fesler, E, 1954

John Wilce, Coach, 1954
Les Horvath, HB, 1969
Francis Schmidt, Coach, 1971
Bill Willis, T, 1971
Gaylord Stinchcomb, HB, 1973
Jim Parker, G, 1974
Gust Zarnas, G, 1975
Vic Janowicz, HB, 1976
Jim Daniell, T, 1977
Gomer Jones, C, 1978
Howard Cassady, HB, 1979
Woody Hayes, Coach, 1983
Warren Amiling, G/T, 1984
Archie Griffin, RB, 1986
Aurealius Thomas, G, 1989
Jim Stillwagon, MG, 1991
Bob Ferguson, FB, 1996
Randy Gradishar, LB, 1998
John Hicks, OT, 2001
Earl Bruce, Coach, 2002
Jack Tatum, DB, 2004
Jim Houston, E, 2005
Rex Kern, QB, 2007
John Cooper, Coach, 2008

Penn State (21)

Hugo Bezdek, Coach, 1954
Dick Harlow, Coach, 1954
Bob Higgins, Coach, 1954
Pete Mauthe, HB, 1957
Glenn Killinger, QB, 1971
Rip Engle, Coach, 1973
Harry Wilson, HB, 1973
Shorty Miller, QB, 1974
Dexter Very, E, 1976
Steve Suhey, G, 1985
Richie Lucas, QB, 1986
Mike Reid, DT, 1987
Ted Kwalick, TE, 1989
Jack Ham, LB, 1990
John Cappelletti, HB, 1993
Dennis Onkotz, LB, 1995
Dave Robinson, E, 1997
Glenn Ressler, C/G, 2001
Lydell Mitchell, RB, 2004
Keith Dorney, OT, 2005
Joe Paterno, Coach, 2006

Purdue (11)

Andy Smith, Coach, 1951
Elmer Oliphant, HB, 1955
Alex Agase, G, 1963
Cecil Isbell, HB, 1967
Jim Phelan, Coach, 1973
Bob Griese, QB, 1984
Jack Mollenkopf, Coach, 1988
Bump Elliott, HB, 1989
Leroy Keyes, HB, 1990
Jim Young, Coach, 1999
Mike Phipps, QB, 2006

Wisconsin (9)

George Little, Coach, 1955
Dave Schreiner, E, 1955
Pat O'Dea, FB, 1962
Robert Butler, T, 1972
Elroy Hirsch, HB, 1974
Alan Ameche, FB, 1975
Martin Below, T, 1988
Pat Harder, FB, 1993
Pat Richter, E, 1996

INDIVIDUAL BIG TEN HONORS

CHICAGO TRIBUNE BIG TEN MOST VALUABLE PLAYER

1924—Red Grange, B, ILL	1966—Bob Griese, QB, PUR
1925—Tim Lowry, C, NU	1967—Leroy Keyes, HB, PUR
1926—Benny Friedman, QB, MICH	1968—Ron Johnson, HB, MICH
1927—Ken Rouse, CHI	1969—Mike Phipps, QB, PUR
1928—Chuck Bennett, HB, IND	1970—Mike Adamle, HB, NU
1929—Willis Glassgow, HB, IOWA	1971—Eric Allen, HB, MSU
1930—Wes Fesler, E, OSU	1972—Otis Armstrong, HB, PUR
1931—Clarence Munn, G, MINN	1973—Archie Griffin, HB, OSU
1932—Harry Newman, QB, MICH	1974—Archie Griffin, HB, OSU
1933—Joe Laws, QB, IOWA	1975—Cornelius Greene, QB, OSU
1934—Pug Lund, B, MINN	1976—Rob Lytle, TB, MICH
1935—Jay Berwanger, QB, CHI	1977—Larry Bethea, DT, MSU
1936—Vernon Huffman, QB, IND	1978—Rick Leach, QB, MICH
1937—Corbett Davis, FB, IND	1979—Tim Clifford, QB, IND
1938—Howard Weiss, FB, WIS	1980—Mark Herrmann, QB, PUR
1939—Nile Kinnick, HB, IOWA	1981—Art Schlichter, QB, OSU
1940—Tom Harmon, HB, MICH	1982—Anthony Carter, WR, MICH
1941—Jack Graf, FB, OSU	1983—Don Thorp, DT, ILL
1942—Dave Schreiner, E, WIS	1984—Keith Byars, TB, OSU
1943—Otto Graham, HB, NU	1985—Chuck Long, QB, IOWA
1944—Les Horvath, HB, OSU	1986—Jim Harbaugh, QB, MICH
1945—Ollie Cline, FB, OSU	1987—Lorenzo White, TB, MSU
1946—Alex Agase, G, ILL	1988—Anthony Thompson, TB, IND
1947—Chalmers "Bump" Elliott, HB, MICH	1989—Anthony Thompson, TB, IND
1948—Art Murakowski, FB, NU	1990—Nick Bell, RB, IOWA
1949—Bob "Red" Wilson, C, WIS	1991—Desmond Howard, SE, MICH
1950—Vic Janowicz, HB, OSU	1992—Lee Gissendaner, WR, NU
1951—Bill Reichardt, FB, IOWA	1993—Brent Moss, RB, WIS
1952—Paul Giel, HB, MINN	1994—Kerry Collins, QB, PSU
1953—Paul Giel, HB, MINN	1995—Eddie George, RB, OSU
1954—Alan Ameche, FB, WIS	1996—Orlando Pace, OT, OSU
1955—Howard Cassady, HB, OSU	1997—Charles Woodson, CB, MICH
1956—Kenny Ploen, QB, IOWA	1998—Joe Germaine, QB, OSU
1957—Jim Pace, HB, MICH	1999—Ron Dayne, RB, WIS
1958—Randy Duncan, QB, IOWA	2000—Drew Brees, QB, PUR
1959—Bill Burrell, G, ILL	2001—Antwaan Randle El, QB, IND
1960—Tom Brown, G, MINN	2002—Brad Banks, QB, IOWA
1961—Sandy Stephens, QB, MINN	2003—Chris Perry, RB, MICH
1962—Ron Vander Kelen, QB, WIS	2004—Braylon Edwards, WR, MICH
1963—Dick Butkus, C-LB, ILL	2005—Michael Robinson, QB, PSU
1964—Bob Timberlake, QB, MICH	2006—Troy Smith, QB, OSU
1965—Jim Grabowski, FB, ILL	2007—Rashard Mendenhall, RB, ILL

As Selected by Media Panel (M) or Big Ten Coaches (C)

PLAYER OF THE YEAR

(sanctioned by AP [media] and UPI [coaches] until 1989); (O) indicates offensive selection; (D) indicates defensive selection

1982—Anthony Carter, WR, MICH (C)
1983—Don Thorp, DT, ILL (C)
1984—Keith Byars, TB, OSU
1985—Chuck Long, QB, IOWA (C) Lorenzo White, TB, MSU (C)
1986—Jim Harbaugh, QB, MICH (C)
1987—Ernie Jones, WR, IND (M) Lorenzo White, TB, MSU (C)
1988—Anthony Thompson, TB, IND
1989—Anthony Thompson, TB, IND
1990—Tico Duckett, TB, MSU (M-O) Nick Bell, RB, IOWA (C-O) Matt Rodgers, QB, IOWA (C-O) Jon Vaughn, TB, MICH (C-O) Darrick Brownlow, LB, ILL (M-D) Moe Gardner, NT, ILL (C-D)
1991—Desmond Howard, SE, MICH (O) Troy Vincent, CB, WIS (M-D) Leroy Smith, DE, IOWA (C-D)
1992—Tyrone Wheatley, RB, MICH (O) Jeff Zgonina, DT, PUR (M-D) Steve Tovar, LB, OSU (C-D)
1993—Brent Moss, RB, WIS (O) Dana Howard, LB, ILL (M-C, D) Dan Wilkinson, DT, OSU (M-D)
1994—Kerry Collins, QB, PSU (O) Dana Howard, LB, ILL (D)
1995—Eddie George, RB, OSU (M-C, O) Pat Fitzgerald, LB, NU (M-C, D)
1996—Orlando Pace, OT, OSU (M-C, O) Pat Fitzgerald, LB, NU (M-D) Shawn Springs, CB, OSU (C-D)
1997—Tavian Banks, RB, IOWA (M-O) Curtis Enis, RB, PSU (C-O) Charles Woodson, CB, MICH (M-C, D)
1998—Joe Germaine, QB, OSU (C-O) Drew Brees, QB, PUR (M-O) LaVar Arrington, LB, PSU (C-D) Tom Burke, DL, WIS (M-D)
1999—Ron Dayne, RB, WIS (M-C, O) Courtney Brown, DL, PSU (M-C, D)
2000—Drew Brees, QB, PUR (M-C, O) Jamar Fletcher, DB, WIS (M-C, D)
2001—Antwaan Randle El, QB, IND (M-C, O) Larry Foote, LB, MICH (M-C, D)
2002—Brad Banks, QB, IOWA (M-C, O) Michael Doss, DB, OSU (C-D) Michael Haynes, DL, PSU (M-D)
2003—Chris Perry, RB, MICH (M-C, O) Will Smith, DE, OSU (M-C, D)
2004—Braylon Edwards, WR, MICH (M-C, O) Erasmus James, DE, WIS (M-C, D)
2005—Michael Robinson, QB, PSU (C, O) Brett Basanez, QB, NU (M, O) A.J. Hawk, LB, OSU (M-C, D)
2006—Troy Smith, QB, OSU (M-C, O) LaMarr Woodley, DE, MICH (M-C, D)
2007—Rashard Mendenhall, RB, ILL (M-C, O) James Laurinaitis, LB, OSU (M-C, D)

INDIVIDUAL BIG TEN HONORS

FRESHMAN OF THE YEAR

- 1986—Darrell Thompson, TB, MINN (C)
1987—Tony Lowery, QB, WIS (C)
1988—Ed Sutter, LB-P, NU (M)
Brian Fox, QB, PUR (C)
1989—Eric Hunter, QB, PUR
1990—Robert Smith, TB, OSU
1991—Corey Rogers, TB, PUR
1992—Simeon Rice, DL, ILL (M)
Korey Stringer, OT, OSU (C)
1993—Reggie Garnett, MLB, MSU
1994—Orlando Pace, OT, OSU
1995—Curtis Enis, RB, PSU (M)
Charles Woodson, DB, MICH (C)
1996—Andy Katzenmoyer, LB, OSU (M), (C-tie)
Ron Dayne, RB, WIS (C-tie)
1997—Anthony Thomas, RB, MICH (M-C)
1998—Antwaan Randle El, QB, IND (M-C)
1999—Brooks Bollinger, QB, WIS (M-C)
2000—Stuart Schweigert, DB, PUR (M-C)
2001—Anthony Davis, RB, WIS (M-C)
2002—Maurice Clarett, RB, OSU (M-C)
2003—Laurence Maroney, RB, MINN (M), (C-tie)
Steve Breaston, WR, MICH, (C-tie)
2004—Michael Hart, RB, MICH (M-C)
2005—Tyrell Sutton, RB, NU (M-C)
2006—P.J. Hill, RB, WIS (M-C)
2007—Arrelious Benn, WR, ILL (M-C)

COACH OF THE YEAR

(As chosen by Big Ten coaches)

- 1982—Bo Schembechler, MICH
1983—Mike White, ILL
1984—Leon Burtnett, PUR
1985—Bo Schembechler, MICH
1986—Bill Mallory, IND
1987—George Perles, MSU
1988—John Mackovic, ILL
1989—Bo Schembechler, MICH
1990—Hayden Fry, IOWA
1991—Hayden Fry, IOWA

DAVE MCCLAIN COACH OF THE YEAR

(As chosen by writers and broadcasters)

- 1972—Bo Schembechler, MICH
1973—Woody Hayes, OSU
1974—Denny Stolz, MSU
1975—Woody Hayes, OSU
1976—Bo Schembechler, MICH
1977—Darryl Rogers, MSU
1978—Jim Young, PUR
1979—Earle Bruce, OSU
1980—Bo Schembechler, MICH
1981—Hayden Fry, IOWA
1982—Dennis Green, NU
1983—Mike White, ILL
1984—Leon Burtnett, PUR
1985—Bo Schembechler, MICH
1986—Bill Mallory, IND
1987—Bill Mallory, IND
1988—John Mackovic, ILL
1989—John Mackovic, ILL
1990—Hayden Fry, IOWA
1991—Gary Moeller, MICH
1992—Gary Moeller, MICH
1993—Barry Alvarez, WIS
1994—Joe Paterno, PSU
1995—Gary Barnett, NU
1996—Gary Barnett, NU
1997—Joe Tiller, PUR
1998—Barry Alvarez, WIS
1999—Glen Mason, MINN
2000—Randy Walker, NU
2001—Ron Turner, ILL
2002—Kirk Ferentz, IOWA
2003—John L. Smith, MSU
2004—Kirk Ferentz, IOWA
2005—Joe Paterno, PSU
2006—Bret Bielema, WIS
2007—Ron Zook, ILL

LINEMAN OF THE YEAR

(As chosen by Big Ten radio broadcasters until 1991, coaches subsequently)

- 1984—Jeff Dellenbach, G, WIS (O)
Paul Hufford, T, IOWA (D)
1985—Mike Haight, T, IOWA (O)
Mike Hammerstein, T, MICH (D)
1986—Dave Croston, G, IOWA (O)
Eric Kumerow, OLB, OSU (D)
1987—Tony Mandarich, T, MSU (O)
Dave Haight, NG, IOWA (D)
1988—Tony Mandarich, T, MSU (O)
Mark Messner, T, MICH (D)
1989—Bob Kula, T, MSU (O)
Moe Gardner, NT, ILL (D)
1990—no award
1991—Greg Skrepenak, T, MICH (O)
Leroy Smith, DE, IOWA (D)
1992—Mike Devlin, C, IOWA (O)
Chris Hutchinson, DL, MICH (D)
1993—Korey Stringer, T, OSU (O)
Dan Wilkinson, T, OSU (D)
1994—Korey Stringer, T, OSU (O)
Simeon Rice, DE, ILL (D)
1995—Orlando Pace, T, OSU (O)
Mike Vrabel, DE, OSU (D)
1996—Orlando Pace, T, OSU (O)
Mike Vrabel, DE, OSU (D)
1997—Flozell Adams, T, MSU (O)
Jared DeVries, DL, IOWA (D)
1998—Jon Jansen, T, MICH (O)
Tom Burke, DL, WIS (D)
1999—Chris McIntosh, T, WIS (O)
Courtney Brown, DE, PSU (D)
2000—Steve Hutchinson, G, MICH (O)
Wendell Bryant, DL, WIS (D)
Karon Riley, DE, MINN (D)
2001—LeCharles Bentley, C, OSU (O)
Wendell Bryant, DL, WIS (D)
2002—Eric Steinbach, OL, IOWA (O)
Jimmy Kennedy, DT, PSU (D)
2003—Robert Gallery, T, IOWA (O)
Will Smith, DE, OSU (D)
2004—David Baas, C, MICH (O)
Erasmus James, DE, WIS (D)
2005—Greg Eslinger, C, MINN (O)
Tamba Hali, DE, PSU (D)
2006—Jake Long, T, MICH (O)
LaMarr Woodley, DE, MICH (D)
2007—Jake Long, T, MICH (O)
Vernon Gholston, DE, OSU (D)

ALL-TIME ALL-BIG TEN

List includes First-Team honorees only

CHICAGO (40)

Walter Eckersall, QB, 1906
 Walter Steffen, HB-QB, 1906-07-08
 Leo DeTray, HB, 1907
 Harry Iddings, HB, 1907
 Arthur Hoffman, T, 1908
 Harold "Hal" Iddings, HB, 1908
 Harlan "Pat" Page, E, 1908-09
 William Crawley, HB, 1909
 Charles Rademacher, G, 1911
 Clark Sauer, HB, 1911
 Horace Scruby, G, 1911
 Paul "Shorty" DesJardien, C, 1912-13-14
 Earl Huntington, E, 1913
 Nelson "Nels" Norgren, HB, 1913
 Paul "Pete" Russell, QB, 1913-15
 Laurens Shull, T, 1914-15
 Philbrick Jackson, T, 1916
 Charles Higgins, G-T, 1917-19
 Charles McGuire, T 1920-21
 Herb "Fritz" Crisler, E, 1921
 Ralph King, C, 1922
 Lloyd Rohrke, G, 1923
 Franklin Gowdy, T, 1924
 Joseph Pondelik, G, 1924
 Harry Thomas, FB, 1924
 Fred Henderson, T, 1925
 Austin "Five Yards" McCarty, FB, 1925
 Kenneth Rouse, C, 1927
 Jay Berwanger, HB, 1934-35
 Ellmore Patterson, C, 1934

ILLINOIS (162)

Forest Van Hook, G 1906-07-08
 Glenn Butzer, G 1909-10
 Otto Seiler, HB, 1910
 John "Heavy" Twist, C, 1910
 Ralph "Slooiie" Chapman, G, 1914
 George "Potsy" Clark, QB, 1914
 Harold Pogue, HB, 1914
 George Squier, E, 1914-15
 Frank "Bart" Macomber, HB-QB, 1915-16
 John Watson, C, 1915
 Leonard Charpier, G, 1916
 Burt Ingwersen, T, 1918
 Jesse Kirkpatrick, HB, 1918
 Albert Mohr, G, 1918
 Clarence Applegran, G, 1919
 John Depler, C, 1919-20
 Charles Carney, E, 1920
 Walter "Jack" Crangle, FB, 1920
 Donald Peden, HB, 1921
 James McMillen, G, 1922-23
 Harold "Red" Grange, HB, 1923-24-25
 Charles Kassell, E, 1924-25
 Bernie Shively, G, 1925-26
 Robert Reitsch, C, 1926-27
 Albert "Butch" Nowack, T, 1927-28
 Judson "Jud" Timm, HB, 1927
 Russell Crane, G, 1929
 Gil Berry, HB, 1932
 Jack Beynon, QB, 1934
 Chuck Galbreath, T, 1934
 Edward Gryboski, G, 1935

Elvin Sayre, C, 1936
 Jim Reeder, T, 1939
 Ralph Serpico, G, 1944
 Claude "Buddy" Young, HB, 1944
 Alex Agase, G, 1946
 Lou Agase, T, 1947
 Ike Owens, E, 1947
 Russ Steger, B, 1947
 Johnny Karras, B, 1949-51
 Chuck Brown, G, 1950
 Tony Klimek, E, 1950
 Dick Raklovits, B, 1950
 Bill Vohaska, C, 1950
 Chuck Boerio, C, 1951
 Charles Studley, G, 1951
 Chuck Ulrich, T, 1951
 Al Brosky, B, 1952
 Tom O'Connell, B, 1952
 Frank Wodziak, E, 1952
 J.C. Caroline, B, 1953
 Jan Smid, G, 1953
 Bobby Mitchell, B, 1955
 Abe Woodson, B, 1956
 Bill Burrell, G, 1958-59
 Rich Kreitting, E, 1958
 Joe Rutgens, T, 1959-60
 Tony Panilli, G, 1961
 Dick Butkus, C, 1963-64
 Archie Sutton, T, 1963-64
 George Donnelly, B, 1964
 Jim Grabowski, B, 1964-65
 John Wright, SE, 1964
 Ron Acks, B, 1965
 Don Hansen, LB, 1965
 Ken Kmiec, E, 1966
 Bruce Sullivan, B, 1966
 Ron Bess, B, 1967
 Tony Pleviak, T, 1968
 Doug Dieken, E, 1970
 Tab Bennett, E, 1971
 Larry McCarren, C, 1972
 Mike Wells, QB, 1972
 Mike Gow, DB, 1973
 Octavus Morgan, DE, 1973
 Garvin Roberson, E, 1973
 Tom Hicks, LB, 1974
 Dan Beaver, K, 1975-76
 Joe Smalzer, E, 1975
 Scott Studwell, LB, 1976
 Kevin Pancratz, G, 1977
 John Sullivan, LB, 1977
 Greg Boeke, C, 1981
 Tony Eason, QB, 1981-82
 Mike Bass, PK, 1982
 Mike Martin, WR, 1982
 Chris Babyar, OG, 1983-84
 Dwight Beverly, TB, 1983
 Mark Butkus, DT, 1983
 Jim Juriga, OT, 1983-84-85
 Craig Swoope, DB, 1983
 Don Thorp, DT, 1983
 Chris White, PK, 1983-84-85
 Cap Boso, TE, 1984
 Thomas Rooks, RB, 1984
 David Williams, WR, 1984-85
 Guy Teafatiller, DT, 1985

Scott Davis, DE, 1987
 Darrick Brownlow, LB, 1988-89-90
 Glen Cobb, DB, 1988
 Moe Gardner, DT, 1988-89-90
 Mel Agee, DT, 1989-90
 Jeff George, QB, 1989
 Henry Jones, DB, 1989
 Curt Lovelace, C, 1989-90
 Shawn Wax, WR, 1990
 Mike Poloskey, OLB, 1991
 Tim Simpson, OG, 1991
 Brad Hopkins, OT, 1992
 Dana Howard, LB, 1992-93-94
 John Holecek, LB, 1993
 Simeon Rice, OLB, 1993-94-95
 Kevin Hardy, LB, 1994-95
 Fred Wakefield, DL, 2000
 Jay Kulaga, OG, 2001
 Tony Pashos, OT, 2001-02
 Eugene Wilson, DB, 2001
 Steve Weatherford, P, 2004
 J Leman, LB, 2006-07
 Vontae Davis, DB, 2007
 Rashard Mendenhall, RB, 2007
 Martin O'Donnell, OG, 2007

INDIANA (92)

Hezlep W. Clark, HB, 1906
 Homer Dutter, T, 1909-10
 Arthur "Cotton" Berndt, E, 1910
 Allen Messick, G, 1910
 William McCaw, G, 1919
 John Matthew, G, 1927
 Charles "Chuck" Bennett, HB, 1928
 Clare Randolph, C, 1928
 Joe Zeller, G, 1931
 Robert Jones, G, 1933
 Vernon Huffman, HB, 1936
 Corby Davis, FB, 1937
 Bob Haak, T, 1937-38
 George Miller, C, 1937
 Frank Petrick, E, 1938
 Billy Hillenbrand, QB-HB, 1941-42
 Bob Hoernschemeyer, QB, 1943
 Pete Pihos, E-QB, 1943-45
 John Tavener, C, 1944
 Ted Kluszewski, E, 1945
 George Taliaferro, HB, 1945
 John Cannady, C, 1946
 Russell Deal, T, 1946
 Ben Raimondi, QB, 1946
 Howard Brown, G, 1947
 George Taliaferro, B, 1948
 Gene Gedman, B, 1952
 Brad Bomba, E, 1955
 Earl Faison, E, 1960
 Marv Woodson, B, 1962
 Tom Nowatzke, B, 1963-64
 Don Croftcheck, G, 1964
 Bill Malinchak, E, 1964
 Tom Shuette, G, 1966
 Gary Cassells, G, 1967
 Harry Gonso, QB, 1967
 Ken Kaczmarek, LB, 1967
 Jim Sniadecki, LB, 1967
 Jade Butcher, E, 1968-69

Nate Cunningham, B, 1968
 Don DeSalle, G, 1969
 John Isenbarger, B, 1969
 Chris Gartner, K, 1972
 Glenn Scolnik, E, 1972
 Courtney Snyder, B, 1974
 Donnie Thomas, LB, 1975
 Keith Calvin, SE, 1977
 Ric Enis, RB, 1977
 Charles Peal, OT, 1977
 Mark Heidel, C, 1978
 Joe Norman, LB, 1978
 Tim Wilbur, DB, 1979-80
 Bob Stephenson, TE, 1981
 Duane Gunn, WR, 1982-83
 Joe Fitzgerald, LB, 1984
 Van Waiters, OLB, 1986-87
 Ernie Jones, WR, 1987
 Don Shrader, OG, 1987-88
 Willie Bates, LB, 1988
 Joe Huff, DE, 1988
 Pete Stoyanovich, PK, 1988
 Anthony Thompson, RB, 1988-89
 Mike Dumas, DB, 1989-90
 Macky Smith, P, 1990
 Scott Bonnell, PK, 1991-92
 Vaughn Dunbar, RB, 1991
 Rod Coleman, TE, 1991
 Jim DiGuilio, P 1992-93
 Bill Manopolopolous, PK, 1993
 Hurvin McCormack, DT, 1993
 Adewale Ogunleye, LB, 1997
 Drew Hagan, P, 1999
 Antwaan Randle El, QB, 2001
 Levron Williams, RB, 2001
 James Hardy, WR, 2007
 Greg Middleton, DL, 2007
 Tracy Porter, DB, 2007
 Austin Starr, QB, 2007

IOWA (188)

Carrol "Chick" Kirk, HB, 1908
 Archie "Bunt" Kirk, T, 1913
 Fred Becker, C, 1916
 Harry Hunzelman, G, 1918
 Ronald Reed, E, 1918
 Lester Belding, E, 1919
 Fred Lohman, FB, 1919
 Fred "Duke" Slater, T, 1919-20-21
 Aubrey Devine, QB, 1920-21
 Gordon Locke, FB, 1921-22
 Paul Minick, G, 1922
 George Thompson, T, 1922
 Frank Lowell Otte, E, 1923-24
 Leland Parkin, QB, 1924
 Wesley "Wes" Fry, HB, 1925
 Emerson Nelson, T, 1926
 Richard Brown, C, 1928
 Willis "Bill" Glassgow, HB 1928-29
 Fred Roberts, G, 1929
 Joe Laws, QB, 1933
 Francis Schammel, T-G, 1933
 Oze Simmons, HB, 1935
 Nile Kinnick, HB, 1937-39
 Bob Lannon, E, 1937
 Erwin Prasse, E, 1938-39

ALL-TIME ALL-BIG TEN

Mike Enich, T, 1939
 Lester "Dick" Hoerner, FB, 1946
 Bill Kay, T, 1948
 Bill Reichardt, B, 1950-51
 Bill Fenton, E, 1952
 Jerry Hilgenberg, C, 1953
 Calvin Jones, G, 1953-55
 Frank Gilliam, E, 1956
 Alex Karras, T, 1956-57
 Ken Ploen, B, 1956
 Don Suchy, C, 1956
 Frank Bloomquist, G, 1957
 Jim Gibbons, E, 1957
 Randy Duncan, QB, 1958
 Willie Fleming, B, 1958
 Bob Jeter, B, 1959
 Don Norton, E, 1959
 Larry Ferguson, B, 1960-62
 Wilburn Hollis, B, 1960
 Mark Manders, G, 1960
 Wally Hilgenberg, G, 1963
 Mike Reilly, G, 1963
 Karl Nonan, E, 1964
 Gary Snook, QB, 1964
 Dave Long, E, 1965
 John Niland, G, 1965
 John Meskimen, G, 1968-69
 Ed Podolak, B, 1968
 Craig Clemons, B, 1971
 Brian Rollins, E, 1973
 Earl Douthitt, DB, 1974
 Joe Devlin, G, 1975
 Rod Walters, DT, 1975
 Tom Rusk, LB, 1977
 Jay Hilgenberg, C, 1979
 Dennis Mosely, TB, 1979
 Leven Weiss, LB, 1979
 John Harty, DT, 1980
 Mark Bortz, DT, 1981-82
 Mel Cole, LB, 1981
 Pat Dean, DT, 1981
 Ron Hallstrom, OG, 1981
 Lou King, DB, 1981
 Reggie Roby, P, 1981-82
 Andre Tippett, DE, 1981
 Bobby Stoops, DB, 1982
 John Alt, OT, 1983
 Chuck Long, QB, 1983-84-85
 Paul Hufford, DT, 1983-84
 Dave Moritz, WR, 1983
 Larry Station, LB, 1983-84-85
 Mike Stoops, DB, 1983-84
 Ronnie Harmon, RB, 1984-85
 George Little, DT, 1984
 Devon Mitchell, DB, 1984
 Jeff Drost, DT, 1985-86
 Mike Haight, OT, 1985
 Rob Houghtlin, K, 1985-87
 Jay Norvell, DB, 1985
 Hap Peterson, DT, 1985
 Rick Bayless, RB, 1986
 Dave Croston, OT, 1986
 Dave Haight, DT, 1986-87-88
 Bob Kratch, OG, 1986-88
 Kerry Burt, DB, 1987
 Marv Cook, TE, 1987-88

Quinn Early, WR, 1987
 Chuck Hartlieb, QB, 1987-88
 Devon Harberts, WR, 1988
 Joe Mott, DE, 1988
 Brad Quast, LB, 1988-89
 Jim Johnson, DT, 1989-90
 Nick Bell, RB, 1990
 Melvin Foster, LB, 1990
 Merton Hanks, DB, 1990
 Matt Rodgers, QB, 1990-91
 Matt Ruhland, DT, 1990
 Mike Tittle, TE, 1990
 Rob Baxley, OT, 1991
 John Derby, LB, 1991
 Mike Devlin, C, 1991-92
 Ron Geater, DE, 1991
 Danan Hughes, WR, 1991
 Mike Saunders, RB, 1991
 Leroy Smith, DE, 1991
 Alan Cross, TE, 1992
 Scott Davis, OT, 1992
 Carlos James, DB, 1992
 Mike Wells, DL, 1992-93
 Nick Gallery, P, 1995-96
 Jared DeVries, OL, 1996-97-98
 Damien Robinson, CB, 1996
 Sedrick Shaw, RB, 1996
 Ross Verba, OT, 1996
 Tavian Banks, RB, 1997
 Tim Dwight, WR, 1997
 Mike Goff, OG, 1997
 Aaron Kampman, DL, 2001
 Bob Sanders, DB, 2001-02-03
 Eric Steinbach, OG, 2001-02
 Brad Banks, QB, 2002
 Fred Barr, LB, 2002
 Dallas Clark, TE, 2002
 Colin Cole, DL, 2002
 Robert Gallery, OT, 2002-03
 Howard Hodges, DL, 2002
 Nate Kaeding, K, 2002-03
 Bruce Nelson, C, 2002
 Fred Russell, RB, 2002
 Abdul Hodge, LB, 2003-04
 Matt Roth, DL, 2003-04
 Jonathan Babineaux, DL, 2004
 Chad Greenway, LB, 2004-05
 Drew Tate, QB, 2004
 Kenny Iwebema, DL, 2005
 Jovon Johnson, DB, 2005
 Mike Jones, OG, 2006
 Mitch King, DL, 2007

MICHIGAN (388)

Joseph Maddock, T, 1902-03
 William Heston, FB, 1902-03-04
 Curtis Redden, E, 1902-03
 Thomas Hammond, HB, 1904-05
 Frank Longman, FB, 1904-05
 John "Joe" Curtis, T, 1904-05-06
 Henry Schulte, G, 1905
 Adolph "Germany" Schulz, C, 1905-07
 John Garrels, FB, 1906
 Harry Hammond, E, 1907
 Walter Rheinschild, T, 1907
 Angus Goetz, T, 1918

Frank Steketee, HB, 1918-20
 Henry "Ernie" Vick, C, 1918-21
 Robert "Duke" Dunne, G, 1921
 Harry Kipke, HB, 1922-23
 Bernard "Bernie" Kirk, E, 1922
 Jack Blott, C, 1923
 Stanley Muirhead, T, 1923
 Bob Brown, G, 1925
 Thomas Edwards, T, 1925
 Benny Friedman, QB, 1925-26
 Harry Hawkins, T, 1925
 Bennie Oosterbaan, E, 1925-26-27
 William Flora, E, 1926
 Raymond Baer, G, 1927
 Louis Gilbert, HB, 1927
 Otto Pommerening, G, 1928
 Alan Bovard, C, 1929
 Maynard Morrison, C, 1930-31
 Harry Newman, QB, 1930-32
 Bill Hewitt, HB, 1931
 Ivan Williamson, E, 1931-32
 Charles Bernard, C, 1932-33
 Francis Wistert, T, 1932-33
 Herman Everhardus, HB, 1933
 Fred "Ted" Petoskey, E, 1933
 Matthew Patanelli, E, 1935
 Ralph Heikkinen, G, 1937-38
 Forest Evashevski, QB, 1938-40
 Tom Harmon, HB, 1938-39-40
 Ralph Fritz, G, 1940
 Ed Frutig, E, 1940
 Bob Ingalls, C, 1941
 Bob Westfall, FB, 1941
 George Ceithaml, QB, 1942
 Julius Franks, G, 1942
 Albert Wistert, T, 1942
 Bill Daley, HB-FB, 1943
 Fred Negus, C, 1943
 Bob Wiese, HB-FB, 1943-44
 Milan Lazetich, T, 1944
 Joe Ponsetto, QB, 1944
 Harold Watts, C, 1945
 Bob Chappius, HB, 1946-47
 Elmer Madar, E, 1946
 Chalmers Elliott, B, 1947
 Bob Mann, E, 1947
 Howard Yerges, B, 1947
 Pete Elliott, B, 1948
 Rick Rifenburg, E, 1948
 Dominic Tomasi, G, 1948
 Alvin Wistert, T, 1948-49
 Lloyd Heneveld, G, 1949
 Charles Ortmann, B, 1949-50
 Don Dufek, B, 1950
 Al Wahl, T, 1950
 Tom Johnson, T, 1951
 Lowell Perry, E, 1951
 Dick O'Shaughnessy, C, 1952
 Bob Timm, G, 1952
 Art Walker, T, 1952-54
 Roger Zatkoff, T, 1952
 Stavros Canakes, T, 1953
 Ted Kress, E, 1953
 Bob Topp, E, 1953
 Ron Kramer, E, 1954-56
 Tom Maentz, E, 1955

Jim Pace, B, 1957
 Bennie McRae, 1961
 Tom Keating, T, 1963
 Joe O'Donnell, G, 1963
 Tom Cecchini, LB, 1964
 Jim Conley, E, 1964
 Bob Timberlake, QB, 1964
 Bill Yearby, T, 1964-65
 Tom Mack, T, 1965
 Rick Volk, B, 1965-66
 Carl Ward, B, 1965
 Don Bailey, G, 1966
 Jack Clancy, E, 1966
 Jim Detwiler, B, 1966
 Dave Fisher, B, 1966
 Frank Nunley, LB, 1966
 Joe Dayton, C, 1967
 Ron Johnson, B, 1967-68
 Tom Stincic, B, 1967-68
 Dennis Brown, QB, 1968
 Tom Curtis, T, 1968-69
 Tom Goss, T, 1968
 Jim Mandich, E, 1968-69
 Phil Seymour, E, 1968-70
 Dan Dierdorf, T, 1969-70
 Marty Huff, LB, 1969-70
 Guy Murdock, C, 1969-70
 Billy Taylor, B, 1969-70
 Thom Darden, B, 1970-71
 Henry Hill, LB, 1970
 Reggie McKenzie, G, 1970-71
 Don Moorhead, QB, 1970
 Pete Newell, T, 1970
 Paul Staroba, E, 1970
 Mike Keller, E, 1971
 Mike Taylor, LB, 1971
 Dave Brown, DB, 1972-73-74
 Tom Coyle, G, 1972
 Fred Grambau, DT, 1972
 Randy Logan, DB, 1972
 Paul Seymour, T, 1972
 Ed Shuttlesworth, FB, 1972-73
 Clint Spearman, DE, 1972
 Dennis Franklin, QB, 1973
 Dave Gallagher, DT, 1973
 Clint Haslerig, B, 1973
 Mike Hoban, G, 1973
 Tim Davis, MG, 1974-75
 Don Dufek, DB, 1974-75
 Dennis Franks, C, 1974
 Dan Jilek, DE, 1974-75
 Jeff Perlinger, DT, 1974
 Steve Strinko, LB, 1974
 Gordon Bell, TB, 1975
 Jim Czirr, C, 1975
 Greg Morton, DT, 1975-76
 Calvin O'Neal, LB, 1975-76
 Jim Smith, WB, 1975-76
 John Anderson, DE, 1976-77
 Rick Leach, QB, 1976-77-78
 Rob Lytle, RB, 1976
 Mark Donahue, OG, 1976-77
 Walt Downing, C, 1976-77
 Bill Dufek, OT, 1976
 Dwight Hicks, DB, 1977
 Mike Kenn, OT, 1977

ALL-TIME ALL-BIG TEN

Jim Pickens, DB, 1977
 John Arbezniak, OG, 1978-79
 Russell Davis, FB, 1978
 Jon Giesler, OT, 1978
 Curtis Greer, DT, 1978-79
 Mike Harden, DB, 1978
 Mike Jolly, DB, 1978-79
 Ron Simpkins, LB, 1978-79
 Mike Trgovac, MG, 1979-80
 Butch Woolfolk, TB, 1979-81
 Kurt Becker, OG, 1980-81
 Andy Cannavino, LB, 1980
 Anthony Carter, WR, 1980-81-82
 George Lijja, C, 1980
 Ed Muransky, OT, 1980-81
 Mel Owens, LB, 1980
 Bubba Paris, OT, 1980-81
 John Powers, OG, 1980
 Keith Bostic, DB, 1982
 Tom Dixon, C, 1982-83
 Paul Girgash, LB, 1982
 Stefan Humphries, OT, 1982-83
 Lawrence Ricks, TB, 1982
 Rich Strenger, OT, 1982
 Robert Thompson, LB, 1982
 Bob Bergeron, PK, 1983
 Kevin Brooks, DT, 1983-84
 Evan Cooper, DB, 1983
 Al Sincich, MG, 1983
 Mike Mallory, LB, 1984-85
 Brad Cochran, DB, 1985
 Mike Hammerstein, DT, 1985
 Eric Kattus, TE, 1985
 Mark Messner, DT, 1985-86-87-88
 Clay Miller, OT, 1985
 John Elliott, OT, 1986-87
 Mark Hammerstein, OG, 1986
 Jim Harbaugh, QB, 1986
 Andy Moeller, LB, 1986
 Jamie Morris, RB, 1986-87
 Garland Rivers, DB, 1986
 Mike Husar, OG, 1987-88
 John Vitale, C, 1987-88
 David Arnold, DB, 1988
 Tony Boles, RB, 1988-89
 Mike Gillette, PK, 1988; P, 1988
 John Kolesar, WR, 1988
 J.D. Carlson, K, 1989-90-91
 Dean Dingman, OG, 1989-90
 Derrick Walker, TE, 1989
 Tripp Welborne, DB, 1989-90
 Erick Anderson, LB, 1990-91
 Tom Dohring, OT, 1990
 Desmond Howard WR, 1990-91
 Greg Skrepenak, OT, 1990-91
 Jon Vaughn, DB, 1990
 Matt Elliott, OG, 1991
 Mike Evans, DT, 1991
 Elvis Grbac, QB, 1991-92
 Chris Hutchinson, OLB, 1991-92
 Ricky Powers, RB, 1991
 Derrick Alexander, WR, 1992
 Corwin Brown, DB, 1992
 Steve Everitt, C, 1992
 Joe Coccozzo, OG, 1992
 Rob Doherty, OT, 1992

Matt Dyson, LB, 1992
 Tony McGee, TE, 1992
 Shonte Peoples, DB, 1992
 Doug Skene, OG, 1992
 Tyrone Wheatley, RB, 1992-93-94
 Ty Law, DB, 1993-94
 Buster Stanley, DT, 1993
 Remy Hamilton, PK, 1994
 Jason Horn, DT, 1994-95
 Steve Morrison, LB, 1994
 Amani Toomer, WR, 1994
 Jarrett Irons, LB, 1995-96
 Rod Payne, C, 1995-96
 Jon Runyan, OT, 1995
 Clarence Thompson, DB, 1995
 Charles Woodson, CB, 1995-96-97
 William Carr, DL, 1996
 Damon Denson, OG, 1996
 Jerame Tuman, TE, 1996-97-98
 Zach Adami, C, 1997
 Brian Griese, QB, 1997
 Steve Hutchinson, OG, 1997-98-99-00
 Jon Jansen, OT, 1997-98
 Marcus Ray, DB, 1997
 Glen Steele, DL, 1997
 Sam Sword, LB, 1997
 Andre Weathers, DB, 1997
 Jeff Backus, OT, 1999-00
 Ian Gold, LB, 1999
 Tommy Hendricks, DB, 1999
 Rob Renes, DL, 1999
 David Terrell, WR, 1999-00
 Larry Foote, LB, 2000-01
 Anthony Thomas, RB, 2000
 Jonathan Goodwin, OG, 2001
 Dan Rumishek, DL, 2001
 Marquise Walker, WR, 2001
 David Baas, OG, 2002-03; C, 2004
 Victor Hobson, LB, 2002
 Marlin Jackson, DB, 2002-04
 Tony Pape, OT, 2002-03
 Braylon Edwards, WR, 2003-04
 John Navarre, QB, 2003
 Chris Perry, RB, 2003
 Michael Hart, RB, 2004-06
 Matt Lentz, OG, 2004-05
 Tim Massaquoi, TE, 2004
 Ernest Shazor, DB, 2004
 Adam Stenavich, OT, 2004-05
 Gabe Watson, DL, 2004-05
 Jason Avant, WR, 2005
 Alan Branch, DL, 2006
 Leon Hall, DB, 2006
 David Harris, LB, 2006
 Adam Kraus, OG, 2006-07
 Jake Long, OT, 2006-07
 Mario Manningham, WR, 2006-07
 Garrett Rivas, PK, 2006
 LaMarr Woodley, DL, 2006
 Chad Henne, QB, 2007

MICHIGAN STATE (137)

Leroy Bolden, T, 1953
 Don Dohoney, E, 1953
 Steve Juday, QB, 1955
 Norm Masters, T, 1955

Earl Morrall, QB, 1955
 Pat Burke, T, 1957
 Dan Currie, C, 1957
 Ellison Kelly, G, 1957-58
 Walt Kowalczyk, B, 1957
 Jim Ninowski, QB, 1957
 Sam Williams, E, 1957-58
 Dean Look, B, 1959
 Herb Adderley, B, 1960
 Dave Behrman, T-C, 1961-62
 George Saimes, B, 1961-62
 Sherman Lewis, B, 1963
 Dan Underwood, E, 1963
 Dick Gordon, B, 1964
 Charles Migvanka, B, 1964
 Jerry Rush, T, 1964
 Ron Goovert, LB, 1965
 Don Japinga, B, 1965
 Clinton Jones, B, 1965-66
 Harold Lucas, MG, 1965
 Charles Smith, E, 1965-66
 Gene Washington, E, 1965-66
 George Webster, B, 1965-66
 Bob Apisa, B, 1966
 Tony Conti, G, 1966
 Nick Jordan, T, 1966
 Jesse Phillips, B, 1966
 Charles Thornhill, LB, 1966
 Jerry West, T, 1966
 George Chatlos, E, 1967
 Charles Bailey, T, 1968
 Al Brenner, E-B, 1968
 Ron Curl, T, 1969-72
 Rich Saul, E, 1969
 Ron Saul, G, 1969
 Eric Callen, B, 1971
 Brad VanPelt, DB, 1971-72
 Gail Clark, LB, 1972
 Billy Joe DuPree, E, 1972
 Bill Simpson, DB, 1972-73
 Levi Jackson, B, 1974
 Terry McClowry, LB, 1974
 Otto Smith, DE, 1974
 Jim Taubert, DT, 1974
 Mike Cobby, TE, 1975-76
 Tom Hannon, DB, 1975-76
 Larry Bethea, DT, 1977
 Hans Nielson, K, 1977
 Al Pitts, C, 1977
 Ray Stachowitz, P, 1977-78-79-80
 Mark Brammer, TE, 1978-79
 Eugene Byrd, WR, 1978
 Kirk Gibson, FL, 1978
 Tom Graves, DB, 1978
 Jim Hinesly, OT, 1978
 Melvin Land, DT, 1978
 Dan Bass, LB, 1979
 Morten Anderson, K, 1981
 Carl Banks, LB, 1981-82-83
 James Burroughs, DB, 1981
 Tom Piette, C, 1981
 Phil Parker, FS, 1983-84-85
 Jim Morrissey, LB, 1984
 Greg Montgomery, P, 1985-86-87
 Lorenzo White, TB, 1985-87
 John Wojciechowski, OG, 1985

Shane Bullough, LB, 1986
 Andre Rison, SE, 1986
 Todd Krumm, DB, 1987
 Tony Mandarich, OT, 1987-88
 John Miller, DB, 1987-88
 Pat Shurmur, C, 1987
 Percy Snow, LB, 1987-88-89
 Harlon Barnett, DB, 1989
 Travis Davis, DT, 1989
 Courtney Hawkins, WR, 1989-91
 Bob Kula, OT, 1989
 Tico Duckett, TB, 1990-92
 Carlos Jenkins, OLB, 1990
 Jim Johnson, OT, 1990
 John Langeloh, K, 1990
 Eric Moten, OT, 1990
 Duane Young, TE, 1990
 Chuck Bullough, LB, 1991
 Brian DeMarco, OT, 1994
 Demetrice Martin, DB, 1994
 Flozell Adams, OT, 1997
 Ike Reese, LB, 1997
 Jason Strayhorn, C, 1998
 Plaxico Burress, WR, 1999
 Amp Campbell, DB, 1999
 Craig Jarrett, P, 1999
 Julian Peterson, LB, 1999
 Robaire Smith, DL, 1999
 Renaldo Hill, DB, 2000
 Josh Thornhill, LB, 2000-01
 Charles Rogers, WR, 2002
 Brandon Fields, P, 2003-04-06
 Sean Poole, OT, 2004
 Jonal Saint-Dic, DL, 2007

MINNESOTA (175)

George Case, T, 1906-07
 Robert "Bobby" Marshall, E, 1906
 Theodore Vita, G, 1906
 Harry Capron, E, 1907
 Orren Safford, C, 1908
 H.E. Farnam, C, 1909
 John McGovern, QB, 1909-10
 Earl Pickering, FB, 1909
 Reuben Rosenwald, HB, 1909-10-11
 James Walker, T, 1909-10
 Lisle Johnston, FB, 1910
 Clifford Morrell, C, 1911
 Clark Shaughnessy, FB, 1913
 Lorin Solon, E-FB, 1913-14
 Albert "Bert" Baston, E, 1915-16
 Bernard "Bernie" Bierman, FB, 1915
 Merton Dunnigan, G, 1915
 Conrad L. Eklund, G, 1916
 Frank Mayer, T, 1916
 Arnold "Pudge" Wyman, FB, 1916
 George Hauser, T, 1917
 Norman Kingsley, FB, 1918
 Arnold Oss, HB, 1919
 Festus Tierney, G, 1920
 Earl Martineau, HB, 1922
 Ray Eklund, E, 1923
 George Abramson, G, 1924
 Ted Cox, T, 1924
 Len Walsh, G, 1925
 Mitchell Gary, T, 1926-27

ALL-TIME ALL-BIG TEN

Harold Hanson, T-G, 1926-27
 Herbert Joesting, FB, 1926-27
 Roger Wheeler, E, 1926
 Harold "Shorty" Almquist, QB, 1927
 Kenneth Haycraft, E, 1927-28
 George Gibson, G, 1928
 Fred Hovde, QB, 1928
 Bronko Nagurski, T, 1929
 Robert Tanner, E, 1929
 Clarence Munn, G, 1930-31
 Jack Manders, FB, 1931
 Marshall Wells, T, 1932
 Frank "Butch" Larson, E, 1933-34
 Francis "Pug" Lund, HB-FB, 1933-34
 Phil Bengtson, T, 1934
 Bill Bevan, G, 1934
 Bob Tenner, E, 1934
 Edwin Widseth, T, 1934-35-36
 Sheldon Beise, FB, 1935
 Vernal "Babe" LeVoi, QB, 1935
 Dick Smith, T, 1935
 Charles "Bud" Wilkinson, G, 1935
 Andy Uram, HB, 1936
 Rudy Gmitro, HB, 1937
 Ray King, E, 1937
 Lou Midler, T, 1937
 Francis Twedell, G, 1937-38
 Wilbur Moore, QB, 1938
 Win Pedersen, T, 1939
 George Franck, HB, 1940
 Urban Odson, T, 1940
 Bill Daley, HB, 1941
 Bob Fitch, E, 1941
 Len Levy, G, 1941
 Bruce Smith, HB, 1941
 Dick Wildung, T, 1941-42
 Paul Mitchell, T, 1943
 Leo Nomellini, G, 1947-48-49
 Harry Grant, E, 1948-49
 Clayton Tonnemaker, C, 1949
 Paul Giel, B, 1952-53
 Bob McNamara, B, 1952-54
 Percy Zachary, G, 1952
 Bob Hobert, T, 1956
 Mike Wvendon, C, 1958
 Tom Brown, G, 1960
 Greg Larson, C, 1960
 Bob Bell, T, 1961-62
 Tom Hall, E, 1961
 Sandy Stephens, B, 1961
 John Campbell, E, 1962
 Julian Hook, G, 1962
 Carl Eller, T, 1963
 Aaron Brown, E, 1964-65
 Kraig Lofquist, B, 1964-65
 McKinley Boston, T, 1967
 Tom Sakal, B, 1967
 Bob Stein, E, 1967-68
 John Williams, T, 1967
 Dick Enderle, G, 1968
 Noel Jenke, B, 1968
 Ray Parson, E, 1969
 Bill Light, LB, 1970-71-72
 Jeff Wright, B, 1970
 Doug Kingsriter, E, 1971
 John King, LB, 1972

Keith Fahnhorst, T, 1973
 Steve Neils, DE, 1973
 Keith Simons, DT, 1975
 George Adzick, DB, 1976
 Steve Midboe, DB, 1977
 Paul Rogind, K, 1977-78
 Marion Barber, RB, 1978-80
 Keith Brown, DB, 1978
 Stan Sytsma, DE, 1978
 Elmer Bailey, E, 1979
 Jeff Schuh, DE, 1980
 Garry White, FB, 1980
 Ken Dallafior, OT, 1981
 Jim Fahnhorst, LB, 1981
 Bruce Holmes, LB, 1986
 Chip Lohmiller, PK, 1986
 Darrell Thompson, RB, 1986
 Jon Leverenz, LB, 1987
 Troy Wolkow, OG, 1987
 Chris Thome, C, 1990
 Patt Evans, TE, 1991
 Sean Lumpkin, DB, 1991
 Chris Darkins, RB, 1994
 Ed Hawthorne, DT, 1994
 Lamanzer Williams, DL, 1997
 Tyrone Carter, SS, 1998-99
 Ben Hamilton, C, 1999-00
 Thomas Hamner, RB, 1999
 Karon Riley, DL, 1999-00
 Ron Johnson, WR, 2000
 Willie Middlebrooks, DB, 2000
 Jack Brewer, DB, 2001
 Marion Barber III, RB, 2003
 Greg Eslinger, C, 2003-04-05
 Ben Utecht, TE, 2003
 Ukee Dozier, DB, 2004
 Laurence Maroney, RB, 2004-05
 Rian Melander, OT, 2004
 Mark Setterstrom, OG, 2004-05
 Matt Spaeth, TE, 2005-06

NORTHWESTERN (125)

Wilbur Hightower, HB, 1914
 John "Paddy" Driscoll, HB, 1916
 Lloyd Ellingwood, HB, 1917
 Robert Koehler, FB, 1917
 John Ulrich, G, 1917
 Marshall Underhill, QB, 1918
 Graham Penfield, G, 1920
 Ralph "Moon" Baker, HB, 1924-26
 Leland "Tiny" Lewis, FB, 1925
 Tim Lowry, C, 1925
 Justin Dart, G, 1926
 Robert Johnson, T, 1926
 Waldo Fisher, E, 1927
 Walter Holmer, FB, 1928
 Henry Anderson, G, 1929
 Russell Bergherm, FB, 1929
 Milton Erickson, C, 1929
 Frank Baker, E, 1930
 Lee Hanley, HB, 1930
 Ernest "Pug" Rentner, FB-HB, 1930-31
 Fayette "Reb" Russell, FB, 1930
 Wade "Red" Woodworth, G, 1930
 Dallas Marvil, T, 1931
 Jack Riley, T, 1931
 Edgar Manske, E, 1933
 Henry Longfellow, E, 1935
 Paul Tangora, G, 1935
 Don Heap, HB, 1936-37
 John Kovatch, E, 1936
 Steve Reid, G, 1936
 Lester Schreiber, G, 1936
 Fred Vanzo, QB, 1936
 Cleo Diehl, E, 1938
 Bob Voigts, T, 1938
 John Haman, C, 1939
 Hal Method, G, 1939
 Alf Bauman, T, 1940-41
 Paul Hiemenz, C, 1940
 Joe Lokanc, G, 1940
 Bob Motl, E, 1941
 Otto Graham, HB, 1943
 Herb Hein, E, 1943
 James Lecture, G, 1945
 Max Morris, E, 1945
 Vic Schwall, HB, 1946
 Art Murakowski, B, 1948
 Alex Sarkisian, C, 1948
 Don Burson, B, 1949
 Don Stonesifer, E, 1950
 Don McRae, G, 1951
 Jot Collier, E, 1952
 Ray Huzinga, T, 1952
 Bob McKeiver, B, 1956
 Al Viola, G, 1956
 Ron Burton, B, 1958-59
 Andy Cvercko, T, 1958
 Jim Andreotti, C, 1959
 Gene Gossage, T, 1959
 Mike Stock, B, 1959
 Elbert Kimbrough, E, 1960
 Fate Echols, T, 1961
 Larry Onesti, C, 1961
 Jack Cvercko, G, 1962
 Chuck Logan, E, 1963
 Joe Cerne, C, 1964
 Phil Clark, B, 1966
 Dick Emmerich, KS, 1967
 Bruce Gunstra, G, 1967
 Jack Rudnay, C, 1968
 Mike Adamle, FB, 1969-70
 Eric Hutchinson, B, 1970-71
 Barry Peason, B, 1970-71
 John Rodman, T, 1970
 Mick Sikich, C, 1970
 Joe Zigulich, C, 1970
 Maurie Daigneau, QB, 1971
 Tom McCreight, T, 1971
 Steve Craig, E, 1972-73
 Jim Lash, E, 1972
 Mike Varty, LB, 1973
 Paul Hiemenz, T, 1974
 Paul Jasinskis, C, 1975
 Pete Shaw, DB, 1975-76
 Scott Yelvington, SE, 1976
 Chris Hinton, OT, 1982
 John Kidd, P, 1983
 Keith Cruise, DT, 1984
 Rich Borresen, TE, 1986
 John Duvic, K, 1986
 Richard Buchanan, WR, 1989-90

Lee Gissendaner, WR, 1992
 Paul Burton, P, 1994
 Matt O'Dwyer, OG, 1994
 Darnell Autry, RB, 1995-96
 Pat Fitzgerald, LB, 1995-96
 Rob Johnson, C, 1995
 Chris Martin, DB, 1995
 Ryan Padgett, OG, 1995
 Sam Valenzisi, PK, 1995
 D'Wayne Bates, WR, 1996-98
 Justin Chabot, OG, 1996
 Steve Schnur, QB, 1996
 Casey Dailey, DL, 1997
 Barry Gardner, LB, 1997-98
 Brian Gowins, PK, 1997
 Damien Anderson, RB, 2000
 Dwayne Missouri, DL, 2000
 Billy Silva, LB, 2000
 Tim McGarigle, LB, 2004
 Brett Basanez, QB, 2005

OHIO STATE (346)

Boyd Cherry, E, 1914
 Charles "Chic" Harley, HB, 1916-17-19
 Charles "Shifty" Bolen, E, 1917
 Harold "Hap" Courtney, T, 1917
 Kelley VanDyne, C, 1917
 Clarence MacDonald, E, 1918
 Gaylord "Pete" Stinchcomb, QB-HB, 1919-20
 Cyril "Truck" Myers, E, 1921
 Dean Trott, G, 1921
 Harry "Hoge" Workman, QB, 1923
 Edwin Hess, G, 1925-26
 Marty Karow, HB, 1926
 Leo Raskowski, T, 1926-27
 Wesley Fesler, E, 1928-29-30
 Lew Hinchman, HB, 1930-31-32
 Carl Cramer, QB, 1931
 Joe Gailus, G, 1932-33
 Sid Gillman, E, 1932
 Ted Rosequist, T, 1932
 Regis Monahan, G, 1934
 Merle Wendt, E, 1934-35-36
 Gomer Jones, C, 1935
 Charles Hamrick, T, 1936
 Inwood Smith, G, 1936
 John Kaplanoff, T, 1937
 Jim McDonald, QB, 1937
 Ralph Wolf, C, 1937
 Gust Zarnas, G, 1937
 Vic Marino, G, 1939
 Esco Sarkkinen, E, 1939
 Don Scott, QB, 1939-40
 Lindell Houston, G, 1942
 Paul Sarringhaus, HB, 1942
 Bob Shaw, E, 1942
 Bill Willis, T, 1943-44
 Jack Dugger, E, 1944
 Bill Hackett, G, 1944
 Les Horvath, QB-HB, 1944
 Warren Amling, G-T, 1945-46
 Ollie Cline, FB, 1945
 Russell Thomas, T, 1945
 Cecil Souders, E, 1946
 Gerry Krall, B, 1949
 Jack Lininger, G, 1949

ALL-TIME ALL-BIG TEN

John Biltz, G, 1950
 Vic Janowicz, B, 1950-51
 Bill Trautwein, T, 1950
 Fred Bruney, B, 1952
 Tony Curcillo, C, 1952
 George Jacoby, T, 1952-53
 James Reichenbach, G, 1952
 Howard Cassady, B, 1954-55
 Dean Dugger, E, 1954
 Dick Hilinski, T, 1954
 Francis Machinsky, T, 1954
 Jim Parker, G, 1955-56
 Ken Vargo, C, 1955
 Leo Brown, E, 1957
 Don Clark, B, 1957-58
 Aurelius Thomas, G, 1957
 James Houston, E, 1958-59
 Jim Marshall, T, 1958
 Bob White, B, 1958
 Bob Ferguson, B, 1960-61
 Tom Matte, B, 1960
 Jim Tryer, T, 1960
 Mike Ingram, B, 1961
 Bill Armstrong, C, 1962
 Paul Warfield, B, 1962-63
 Tom Bugel, LB, 1964
 Arnie Chonko, B, 1964
 Jim Davidson, T, 1964
 Dwight Kelly, LB, 1964-65
 Dan Poretta, G, 1964
 Bill Spahr, E, 1964
 John Fill, LB, 1965
 Ray Pryor, C, 1965-66
 Doug Van Horn, G, 1965
 Dick Himes, T, 1966-67
 Billy Anders, E, 1967
 Dave Foley, T, 1968
 Rufus Mayers, T, 1968
 Ted Provost, B, 1968-69
 Jack Tatum, DB, 1968-69-70
 Doug Adams, LB, 1969
 Mark Debevec, E, 1969-70
 Brian Donovan, C, 1969
 Charles Hutchinson, T, 1969
 Jim Otis, B, 1969
 Paul Schmidlin, T, 1969
 Mike Sensibaugh, B, 1969-70
 Jim Stillwagon, MG, 1969-70
 Dave Whitfield, E, 1969
 John Brockington, B, 1970
 Dave Cheney, T, 1970
 Tom DeLeone, C, 1970-71
 Phil Strickland, G, 1970
 Randy Gradishar, LB, 1971-72-73
 George Hassenohrl, T, 1971-72
 Rick Simon, T, 1971
 Stan White, LB, 1971
 Charles Bonica, G, 1972
 John Hicks, T, 1972-73
 Neal Colzie, DB, 1973-74
 Pete Cusick, DT, 1973-74
 Van De Cree, DE, 1973-74
 Archie Griffin, B, 1973-74-75
 Vic Koegel, LB, 1973
 Jim Kregel, G, 1973
 Rick Middleton, LB, 1973

Kurt Schumacher, T, 1973-74
 Doug France, E, 1974
 Cornelius Greene, QB, 1974-75
 Steve Luke, DB, 1974
 Dick Mack, G, 1974
 Steve Myers, C, 1974
 Bob Brudzinski, DE, 1975-76
 Nick Buonamici, DT, 1975-76
 Scott Dannelley, T, 1975
 Tim Fox, DB, 1975
 Pete Johnson, TB, 1975
 Tom Skladany, P, 1975-76
 Ted Smith, G, 1975
 Ed Thompson, LB, 1975
 Chris Ward, T, 1975-76-77
 Aaron Brown, MG, 1976-77
 Tom Cousineau, LB, 1976-77-78
 Bill Lukens, OG, 1976
 Kelton Dansler, DE, 1977-78
 Ron Gerald, QB, 1977
 Ray Griffin, DB, 1977
 Mike Guess, DB, 1977-78-79
 Jeff Logan, RB, 1977
 Jimmy Moore, TE, 1977
 Ron Springs, RB, 1977
 Ken Fritz, OG, 1978-79
 Joe Robinson, OT, 1978
 Tom Orosz, P, 1978
 Vince Skillings, DB, 1978-79
 Todd Bell, DB, 1979-80
 Doug Donley, E, 1979-80
 Luther Henson, DT, 1979
 Vlade Janakievski, K, 1979-80
 Jim Laughlin, LB, 1979
 Art Schlichter, QB, 1979-81
 Tom Waugh, C, 1979
 Ray Ellis, DB, 1980
 Jerome Foster, DT, 1980-82
 Joe Lukens, OG, 1980-81-82
 Marcus Marek, LB, 1980-81-82
 Calvin Murray, RB, 1980
 Vince Skillings, DB, 1980
 Tim Spencer, TB, 1981-82
 John Frank, TE, 1982-83
 Keith Byars, TB, 1983-84
 Garcia Lane, CB, 1983
 Rowland Tatum, LB, 1983
 Thomas Johnson, LB, 1984-85
 Mark Krerowicz, OT, 1984
 Jim Lachey, OG, 1984
 Kirk Lowdermilk, C, 1984
 Tom Tupa, P, 1984-85-87
 Chris Carter, SE, 1985-86
 Rory Graves, OT, 1985
 Bob Maggs, C, 1985-86
 Chris Spielman, LB, 1985-86-87
 Sonny Gordon, DB, 1986
 Eric Kumerow, OLB, 1986-87
 Ed Taggart, TE, 1986
 Jeff Uhlenhake, OG, 1986
 William White, DB, 1987
 Jeff Davidson, OG, 1989
 Joe Staysniak, OT, 1989
 Dan Beatty, C, 1990
 Jeff Graham, WR, 1990
 Steve Tovar, LB, 1990-91-92

Alan Kline, OT, 1991
 Jason Simmons, DT, 1991
 Alonzo Spellman, OLB, 1991
 Roger Harper, DB, 1992
 Dan Wilkinson, DT, 1992-93
 Joey Galloway, WR, 1993
 Chico Nelson, DB, 1993
 Korey Stringer, OT, 1993-94
 Lorenzo Styles, LB, 1993-94
 Jason Winrow, OG, 1993
 Tim Williams, PK, 1993
 Matt Finkes, DE, 1994-96
 Mike Vrabel, DE, 1994-95-96
 Rickey Dudley, TE, 1995
 Eddie George, RB, 1995
 Terry Glenn, WR, 1995
 Bobby Hoying, QB, 1995
 Orlando Pace, OT, 1995-96
 Shawn Springs, DB, 1995-96
 Andy Katzenmoyer, LB, 1996-97-98
 Brent Bartholomew, P, 1997
 David Boston, WR, 1997-98
 Eric Gohlstein, DT, 1997
 Damon Moore, DB, 1997-98
 Antoine Winfield, DB, 1997-98
 Na'il Diggs, LB, 1998
 Joe Germaine, QB, 1998
 Rob Murphy, OG, 1998
 Michael Wiley, TB, 1998
 Ahmed Plummer, DB, 1999
 Nate Clements, DB, 2000
 Joe Cooper, LB, 2000
 Mike Doss, DB, 2000-01-02
 Dan Stultz, K, 2000
 LeCharles Bentley, C, 2001
 Tyson Walter, OT, 2001
 Maurice Claret, RB, 2002
 Chris Gamble, DB, 2002-03
 Andy Groom, P, 2002
 Mike Nugent, K, 2002-04
 Darrion Scott, DL, 2002
 Matt Wilhelm, LB, 2002
 Will Allen, DB, 2003
 Tim Anderson, DL, 2003
 Ben Hartsock, TE, 2003
 A.J. Hawk, LB, 2003-04-05
 B.J. Sander, P, 2003
 Will Smith, DL, 2003
 Alex Stepanovich, OG, 2003
 Santonio Holmes, WR, 2005
 Josh Huston, K, 2005
 Mike Kudla, DL, 2005
 Nate Salley, DB, 2005
 Rob Sims, OG, 2005
 Donte Whitner, DB, 2005
 Ashton Youboty, DB, 2005
 Doug Datish, C, 2006
 T.J. Downing, OG, 2006
 Ted Ginn Jr., WR, 2006
 Anthony Gonzalez, WR, 2006
 Malcolm Jenkins, DB, 2006-07
 James Laurinaitis, LB, 2006-07
 Quinn Pitcock, DL, 2006
 Antonio Pittman, RB, 2006
 Antonio Smith, DB, 2006
 Troy Smith, QB, 2006

Kirk Barton, OT, 2007
 Todd Boeckman, QB, 2007
 Vernon Gholston, DL, 2007
 Chris Wells, RB, 2007

PENN STATE (50)

Kyle Brady, TE, 1993-94
 Bobby Ingram, WR, 1993-94-95
 Jeff Hartings, OG, 1993-94-95
 Tyoka Jackson, DT, 1993
 Ki-Jana Carter, RB, 1994
 Kerry Collins, QB, 1994
 Brian Gelzeiser, LB, 1994
 Brian Miller, DB, 1994-95-96
 Brett Conway, K, 1996
 Curtis Enis, RB, 1996-97
 Kim Herring, CB, 1996
 Phil Ostrowski, OG, 1997
 LaVar Arrington, LB, 1998-99
 Courtney Brown, DE, 1998-99
 David Macklin, CB, 1998
 Brad Scioli, DE, 1998
 Brandon Short, ILB, 1998-99
 Floyd Wedderburn, OT, 1998
 Kareem McKenzie, OT, 1999
 James Boyd, DB, 2000
 Justin Kurpeikis, DL, 2000
 Jimmy Kennedy, DL, 2001-02
 Michael Haynes, DL, 2002
 Bryant Johnson, WR, 2002
 Larry Johnson, RB, 2002
 Levi Brown, OT, 2005
 Tamba Hali, DL, 2005
 Calvin Lowry, DB, 2005
 Scott Paxson, DL, 2005
 Paul Posluszny, LB, 2005-06
 Alan Zemaitis, DB, 2005
 Anthony Scirrotto, DB, 2006
 Jeremy Boone, P, 2007
 Dan Connor, LB, 2007
 Maurice Evans, DL, 2007
 Justin King, DB, 2007
 A.Q. Shipley, C, 2007

PURDUE (163)

Elmer Oliphant, HB, 1912-13
 H.B. Routh, G, 1913-14
 Frank Blocker, G, 1915
 Ralph Claypool, C, 1924
 Ralph "Pest" Welch, HB, 1928-29
 Glen Harmeson, QB, 1929
 Elmer "Red" Sleight, T, 1929
 Eddie Risk, HB, 1930
 George VanBibber, T, 1930
 John White, HB, 1930
 Charles Miller, C, 1931
 Paul Moss, E, 1931-32
 Roy Horstmann, FB, 1932
 John Oehler, G, 1932
 Bill "Dutch" Fehring, T, 1933
 Duane Purvis, FB-HB, 1933-34
 Johnny Drake, FB, 1936
 Cecil Isbell, FB-HB, 1936-37
 Martin Schreyer, T, 1937
 Jim Zachary, E, 1937
 Lou Brock, HB, 1938

ALL-TIME ALL-BIG TEN

Joe Mihal, T, 1938
 Frank Bykowski, G, 1939
 Dave Rankin, E, 1939-40
 Tom Melton, G, 1941
 Alex Agase, G, 1943
 Dick Barwegen, G, 1943-46
 Tony Butkovich, FB, 1943
 Frank Bauman, E, 1944
 Boris Dimancheff, HB-FB, 1944
 Edward Cody, HB, 1945
 Tom Hughes, T, 1945
 Phil O'Reilly, T, 1947
 Harry Szulborski, B, 1948
 Leo Sugar, E, 1951
 Walt Cudzik, C, 1952
 Bernie Flowers, E, 1952
 Fred Preziosio, T, 1952
 Tom Bettis, G, 1953-54
 Len Dawson, QB, 1954
 Joe Krupa, T, 1955
 Bill Murkowski, B, 1955
 Mell Dillard, B, 1956
 Ron Maltony, G, 1958
 Gene Selawski, T, 1958
 Jerry Beabout, T, 1960
 Jack Elwell, E, 1961
 Stan Sczurek, G, 1961
 Don Brumm, T, 1962
 Ron DiGravio, B, 1963
 Bob Hadrick, E, 1963-64-65
 Jim Garcia, T, 1964
 Harold Wells, E, 1964
 Bob Griese, QB, 1965-66
 Larry Kaminski, C, 1965
 Charles King, B, 1965
 Jerry Shay, T, 1965
 Karl Singer, T, 1965
 Jack Calcaterra, T, 1966
 Chuck Erlenbaugh, G, 1966
 Chuck Kyle, MG, 1966-67-68
 George Olion, E, 1966-67
 Lance Olssen, T, 1966-67
 Jim Beirne, E, 1967
 Leroy Keyes, B, 1967-68
 Dick Marvel, B, 1967
 Mike Phipps, QB, 1967-69
 Perry Williams, B, 1967-68
 Gary Roberts, G, 1968
 Bill Yanchar, T, 1968-69
 Paul DeNuccio, T, 1969
 Veno Paraskevas, LB, 1969
 George Bingham, LB, 1971-72
 Gary Hrivnak, E, 1971
 Tom Luken, T, 1971
 Otis Armstrong, B, 1972
 Steve Baumgartner, DE, 1972
 Dave Butz, DT, 1972
 Larry Burton, E, 1974
 Ken Novak, DT, 1974
 Ralph Peretta, G, 1974
 Blane Smith, DE, 1975-76
 Paul Beery, QB, 1976
 Scott Dierking, FB, 1976
 Connie Zelencik, OG, 1976

Reggie Arnold, E, 1977
 Ken Loushin, MG, 1978-79
 Keena Turner, DE, 1978-79
 Calvin Clark, DT, 1979-80
 Steve McKenzie, OT, 1979
 Dale Schwann, G, 1979
 Dave Young, TE, 1979-80
 Mark Herrmann, QB, 1980
 Bill Kay, DB, 1980
 James Looney, LB, 1980
 Steve Bryant, WR, 1981
 Brock Spack, LB, 1981
 Cliff Benson, TE, 1982
 Rod Woodson, FS, 1984-85-86
 Rodney Carter, TB, 1985
 Marc Foster, DB, 1987-88
 Fred Stickland, LB, 1987
 Shawn McCarthy, P, 1989
 Eric Bruun, P, 1991
 Jimmy Young, DB, 1991-93
 Eric Beatty, LB, 1992
 Jeff Zgonia, DT, 1992
 Brian Alford, WR, 1996-97
 Billy Dicken, QB, 1997
 Rosevelt Colvin, DE, 1998
 Drew Brees, QB, 1999-00
 Chris Daniels, WR, 1999
 Tim Stratton, TE, 1999-00-01
 Matt Light, OT, 2000
 Vinny Sutherland, WR, 2000
 Akin Ayodele, DL, 2001
 Travis Dorsch, K, 2001; P, 2001
 Matt Mitrione, DL, 2001
 Stuart Schweigert, DB, 2001-03
 Niko Koutouvides, LB, 2002-03
 John Standeford, WR, 2002
 Shaun Phillips, DL, 2003
 Kyle Orton, QB, 2004
 Taylor Stubblefield, WR, 2004
 Dorian Bryant, WR, 2006
 Anthony Spencer, DL, 2006

WISCONSIN (188)

Ewald "Jumbo" Stiehm, C, 1906
 John Messmer, G, 1907-08
 Oscar P. Ostoff, T, 1908
 Harlan Rogers, E, 1908
 Jack Wilce, FB, 1908
 James P. Dean, E, 1909-10
 William Mackmiller, G, 1909
 R.E. Branstad, T, 1911
 A.L. Buser, T, 1911
 Ed Hoefel, E, 1911-12
 John "Keckie" Moll, QB, 1911
 H.S. "Hod" Ofstie, E, 1911-12
 Al Tandberg, FB, 1911-12
 Robert "Butts" Butler, T, 1912-13
 Max Gelein, G, 1912
 Edmund Gillette, QB, 1912
 Ray "Tubby" Keeler, G, 1912-13
 Edward Samp, T, 1912
 John VanRiper, HB, 1912
 Howard "Cub" Buck, T, 1914-15
 Dow Byers, HB, 1915

Paul Meyers, E, 1916-19
 W.M. Kelly, E, 1917
 Eber Simpson, QB, 1917
 Frank "Red" Weston, E, 1920
 Alvah "Rowdy" Elliott, HB, 1921
 Marty Below, T, 1922-23
 Gustaf Tebell, E, 1922
 Rollie Williams, QB, 1922
 Merrill Taft, FB, 1923
 Doyle Harmon, HB, 1925
 Edward "Toad" Crofoot, HB, 1927
 Rube Wagner, T, 1928
 John Parks, G, 1929
 Gregory Kabat, G, 1930-31-32
 Milo Lubratovich, T, 1930
 Jack Murray, C, 1938
 Howard Weiss, FB, 1938
 George Paskvan, FB, 1939-40
 Marlin "Pat" Harder, HB-FB, 1941-42
 Dave Schreiner, E, 1941-42
 Elroy Hirsch, HB, 1942
 Fred Negus, C, 1942
 Clarence Esser, T, 1945
 Bob "Red" Wilson, C-E, 1947-49
 John Coatta, QB, 1951
 Alan Ameche, B, 1952-53-54
 Bob Kennedy, G, 1952
 George O'Brien, G, 1952
 Dave Suminski, T, 1952
 Gary Messner, C, 1954
 Jerry Stalcup, G, 1958-59
 Dick Teteak, C, 1958
 Dale Hackbart, B, 1959
 Don Lanphear, T, 1959
 Pat Richter, E, 1961-62
 Ron VanderKelen, QB, 1962
 Louis Holland, LB, 1963
 Bob Richter, LB, 1966
 Ken Criter, LB, 1967-68
 Tom Domres, T, 1967
 Bill Gregory, E, 1970
 Chuck Winfrey, LB, 1970
 Rufus Ferguson, B, 1971-72
 Dave Lokanc, LB, 1972
 Billy Marek, B, 1973-74-75
 Mike Webster, C, 1973
 Dennis Lick, T, 1974-75
 Jack Novak, E, 1974
 Terry Stieve, G, 1975
 Dennis Stejskal, DE, 1977
 Dave Mohapp, FB, 1979-81
 Ray Snell, OT, 1979
 Tim Krumrie, NG, 1980-81-82
 David Greenwood, DB, 1981-82
 Darryl Sims, DT, 1981-82-84
 Matt Vanden Boom, DB, 1981-82
 Bob Winckler, OT, 1982
 Jim Melka, LB, 1983
 Al Toon, WR, 1983-84
 Jeff Dellenbach, OT, 1984
 Richard Johnson, DB, 1984
 Bob Landsee, OG, 1985
 Nate Odomes, DB, 1986
 Michael Reid, LB, 1986

Paul Gruber, OT, 1987
 Don Davey, DT, 1990
 Troy Vincent, DB, 1991
 Chuck Belin, OG, 1992
 Gary Casper, LB, 1992
 Lamark Shackerford, DL, 1992-93
 Rich Thompson, K, 1992
 Darrell Bevell, QB, 1993
 Jeff Messenger, DB, 1993-94
 Brent Moss, RB, 1993
 Joe Panos, OT, 1993
 Cory Raymer, C, 1993-94
 Michael Roan, TE, 1993
 Joe Rudolph, OG, 1993-94
 Mike Thompson, DT, 1994
 Mike Verstegen, OT, 1994
 Tarek Saleh, DE, 1995-96
 Ron Dayne, RB, 1996-98-99
 Pete Monty, LB, 1996
 Jamie Vanderveldt, OG, 1996
 Matt Davenport, K, 1997-98
 Tom Burke, DL, 1998
 Jamar Fletcher, DB, 1998-99-00
 Aaron Gibson, OL, 1998
 Kevin Stemke, P, 1998-00
 Wendell Bryant, DL, 1999-00-01
 Bill Ferrario, OG, 1999
 Chris McIntosh, OT, 1999
 Vitaly Pisetsky, K, 1999
 Casey Rabach, OG, 1999-00
 Nick Greisen, LB, 2000-01
 Mark Anelli, TE, 2001
 Anthony Davis, RB, 2001
 Mike Echols, DB, 2001
 Lee Evans, WR, 2001-03
 Jim Leonhard, DB, 2002-03-04
 Anttaj Hawthorne, DL, 2003-04
 Alex Lewis, LB, 2003
 Dan Bunning, OG, 2004
 Erasmus James, DL, 2004
 Scott Starks, DB, 2004
 Brian Calhoun, RB, 2005
 Ken DeBauche, P, 2005
 Joe Thomas, OT, 2005-06
 P.J. Hill, RB, 2006
 Jack Ikegwuonu, DB, 2006-07
 Travis Beckum, TE, 2007
 Marcus Coleman, C, 2007
 Taylor Mehlhaff, K, 2007

MOST VALUABLE PLAYERS

Chicago Tribune *Big Ten*
Most Valuable Player in bold

1930

Wally Knudson, FB, CHI
Stan Bodman, G, ILL
Joe Zeller, G, IND
Oliver Sansen, HB, IOWA
Jack Wheeler, HB, MICH
Clarence Munn, G, MINN
Robert Clark, C, NU
Wes Fesler, E, OSU
George Stears, G, PUR
William Lusby, FB, WIS

1931

Sam Horwitz, G, CHI
Fred Frink, E, ILL
Joe Zeller, G, IND
Oliver Sansen, B, IOWA
William Hewitt, B, MICH
Clarence Munn, G, MINN
Paul Engebretsen, G, NU
Robert Haubrich, T, OSU
Jim Purvis, B, PUR
Harold Smith, T, WIS

1932

William B. Cassels, T, CHI
Gil Berry, HB, ILL
John Keckich, G, IND
Joe Laws, FB, IOWA
Harry Newman, QB, MICH
Roy Oen, C, MINN
Ernest Rentner, HB, NU
Lewis Hinchman, FB, OSU
Roy Horstmann, FB, PUR
Mickey McGuire, HB, WIS

1933

Jay Berwanger, B, CHI
Dave Cook, B, ILL
Robert Jones, FB, IND
Joe Laws, B, IOWA
Herman Everhardus, B, MICH
Pug Lund, B, MINN
Edgar Manske, E, NU
Michael Vuchinich, C, OSU
Fred Hecker, B, PUR
Robert Schiller, B, WIS

1934

Eli Patterson, C, CHI
Les Lindberg, B, ILL
Don Veller, B, IND
Dick Crayne, B, IOWA
Gerald Ford, C, MICH
Pug Lund, B, MINN
Edward Whalen, G, NU
Gomer Jones, C, OSU
Duane Purvis, B, PUR
Milt Kummer, G, WIS

1935

Jay Berwanger, B, CHI
Ed Gryboski, G, ILL
Wendell Walker, B, IND
Dick Crayne, B, IOWA
Bill Renner, B, MICH
Vernal LeVoi, B, MINN
Walter Cruice, B, NU
Gomer Jones, C, OSU
Frank Loebbs, E, PUR
Eddie Jankowski, B, WIS

1936

San Whiteside, C, CHI
Cliff Kuhn, G, ILL
Vernon Huffman, B, IND
Homer Harris, E, IOWA
Matt Patanelli, E, MICH
Ed Widseth, T, MINN
Steve Reid, G, NU
Ralph Wolfe, C, OSU
John Drake, B, PUR
Eddie Jankowski, B, WIS

1937

Kendall Petersen, CHI
Jack Berner, QB, ILL
Corbett Davis, FB, IND
Bob Lannon, IOWA
Ralph Heikkinen, G, MICH
Rudy Gmitro, HB, MINN
Don Heap, HB, NU
Ralph Wolfe, OSU
Cecil Isbell, HB, PUR
Howard Weiss, FB, WIS

1938

Lew Hamity, CHI
James Hodges, G, ILL
Bob Haak, T, IND
Erwin Prasse, E, IOWA
Ralph Heikkinen, G, MICH
Larry Buhler, MINN
Robert Voigts, T, NU
James Langhurst, HB, OSU
Joe Mihal, PUR
Howard Weiss, FB, WIS

1939

Robert Wasem, HB, CHI
Bill Lenich, C, ILL
James Logan, G, IND
Nile Kinnick, HB, IOWA
Tom Harmon, HB, MICH
Harold Van Every, HB, MINN
John Haman, C, NU
Stephen Andrako, C, OSU
Fred Bykowski, G, PUR
George Paskvan, FB, WIS

1940

George Bernhardt, FB, ILL
Dwight Gahm, C, IND
Mike Enich, T, IOWA
Tom Harmon, HB, MICH
Bob Paffrath, QB, MINN
Paul Hiemenz, C, NU
Claude White, C, OSU
Dave Rankin, E, PUR
George Paskvan, FB, WIS

1941

Nate Johnson, T, ILL
Bill Hillenbrand, HB, IND
Bill Diehl, C, IOWA
Reuben Kelto, T, MICH
Bob Sweiger, B, MINN
Alf Bauman, T, NU
Jack Graf, FB, OSU
Bill Combs, E, PUR
Marlin (Pat) Harder, FB, WIS

1942

Elmer Engel, E, ILL
Lou Saban, B, IND
Tom Farmer, B, IOWA
Al Wistert, T, MICH
Dick Wildung, T, MINN
Ed Hirsch, B, NU
Charles Csuni, T, OSU
Bill Buffington, B, PUR
Dave Schreiner, E, WIS

1943

Eddie Bray, B, ILL
John Tavener, C, IND
Bob Liddy, G, IOWA
Bob Wiese, B, MICH
Paul Mitchell, T, MINN
Otto Graham, HB, NU
Gordon Appleby, C, OSU
Dick Barwegen, G, PUR
Joe Keenan, C, WIS

1944

Buddy Young, B, ILL
John Tavener, C, IND
Robert Snyder, C, IOWA
Don Lund, B, MICH
John Lundquist, B, MINN
Max Morris, E, NU
Les Horvath, B, OSU
Boris Dimancheff, B, PUR
Clarence Esser, T, WIS

1945

Mac Wenskunas, C, ILL
Howard Brown, G, IND
Arthur Johnson, FB, IOWA
Harold Watts, C, MICH
Bob Fitch, T, MINN
Dick Conners, HB, NU
Ollie Cline, FB, OSU
Norman Maloney, E, PUR
Clarence Esser, T, WIS

1946

Alex Agase, G, ILL
Pete Pihos, FB, IND
Bill Kay, T, IOWA
Bob Chappuis, HB, MICH
Bill Bye, HB, MINN
Ed Hirsch, G, NU
Cecil Seuders, E, OSU
Norman Maloney, E, PUR
Fred Negus, C, WIS

MOST VALUABLE PLAYERS

1947

Ike Owens, E, ILL
Howard Brown, G, IND
Hal Shoener, E, IOWA
Chalmers Elliott, HB, MICH
Larry Olsonowski, G, MINN
Art Murakowski, B, NU
Dave Templeton, G, OSU
Phil O'Reilly, T, PUR
Robert Wilson, C, WIS

1948

James Valek, E, ILL
George Taliaferro, B, IND
Alfonso DiMarco, B, IOWA
Dominic Tomasi, G, MICH
Everette Faunce, B, MINN
Art Murakowski, B, NU
Joseph Whisler, B, OSU
Harry Szulborski, B, PUR
Robert Wilson, C, WIS

1949

John Karras, HB, ILL
Nick Sebek, B, IND
Jack Dittmer, E, IOWA
Dick Kempthorn, B, MICH
Eugene Glick, QB, MSU
Bud Grant, E, MINN
Don Stonesifer, E, NU (co)
Gaspar Perricone, FB, NU (co)
Jack Lininger, G, OSU
Lou Karras, T, PUR
Robert "Red" Wilson, C, WIS

1950

Tony Klimek, E, ILL
Bob Robertson, HB, IND
Harold Bradley, T, IOWA
Don Dufek, FB, MICH
Everett Grandelius, HB, MSU
Wayne Robinson, C, MINN
Chuck Hagmann, E, NU
Vic Janowicz, HB, OSU
James Janosek, T, PUR
Robert Radcliff, FB, WIS

1951

Charles Boerio, LB, ILL
Eugene Gedman, FB, IND
Bill Reichardt, FB, IOWA
Don Peterson, FB, MICH
Donald Coleman, T, MSU
Ron Engel, FB, MINN
John Steeb, E, NU
Vic Janowicz, HB, OSU
Darrell Brewster, E, PUR
Harold Faverty, E, WIS

1952

Al Brosky, B, ILL
Eugene Gedman, FB, IND
Bill Fenton, E, IOWA
Ted Topor, QB, MICH
Richard Tamburo, C, MSU
Paul Giel, HB, MINN
Charles Hren, FB, NU
Fred Bruney, HB, OSU
Earl Heninger, HB, PUR
Dave Suminski, T, WIS

1953

Don Ernst, T, ILL
Harry Jagielski, T, IND
Bill Fenton, E, IOWA
Tony Branoff, HB, MICH
LeRoy Bolden, HB, MSU
Paul Giel, HB, MINN
Bob Lauter, FB, NU
George Jacoby, T, OSU
Tom Bettis, G, PUR
Alan Ameche, FB, WIS

1954

Jack Chamblin, C, ILL
Florian Helinski, QB, IND
Warren Lawson, C, IOWA
Fred Baer, FB, MICH
John Matsock, HB, MSU
Bob McNamara, FB, MINN
Ziggie Niepokoj, E, NU
Howard Cassady, HB, OSU
Tom Bettis, G, PUR
Alan Ameche, FB, WIS

1955

Em Lindbeck, QB, ILL
Bob Skoronski, T, IND
Jerry Reichow, QB, IOWA
Terry Barr, HB, MICH
Carl Nystrom, G, MSU
Don Swanson, QB, MINN
Kurt Krueger, E, NU
Howard Cassady, HB, OSU
Joe Krupa, T, PUR
Wells Gray, G, WIS

1956

Dave Walker, C, ILL
Bob Fee, FB, IND
Kenny Ploen, QB, IOWA
Dick Hill, G, MICH
Jim Hinesly, E, MSU
Bobby Cox, QB, MINN
Al Viola, G, NU
Jim Parker, G, OSU
Lamar Lundy, E, PUR
Dave Howard, E, WIS

1957

Rod Hanson, E, ILL
Tony Alosio, E, IND
Bob Commings, G, IOWA
Jim Pace, HB, MICH
Dan Currie, C, MSU
Dick Larson, QB, MINN
Willmer Fowler, HB, NU
Bill Jobko, G, OSU
Neil Habig, C, PUR
Danny Lewis, HB, WIS

1958

Gene Cherney, C, ILL
Mike Rabold, G, IND
Randy Duncan, QB, IOWA
Bob Ptacek, HB, MICH
Sam Williams, E, MSU
Everett Gurths, G, MINN
Ron Burton, HB, NU
James Houston, E, OSU
Tom Franckhauser, E, PUR
Jon Hobbs, FB, WIS
Dick Teteak, E, WIS

1959

Bill Burrell, G, ILL
Ted Aucreman, E, IND
Don Norton, E, IOWA
Tony Rio, B, MICH
Dean Look, B, MSU
Tom Moe, E, MINN
Jim Andreotti, C, NU
James Houston, E, OSU
Leonard Jardine, E, PUR
Jerry Stalcup, G, WIS

1960

Joe Rutgens, T, ILL
Earl Faison, E, IND
Bernie Wyatt, B, IOWA
Dennis Fitzgerald, B, MICH
Tom Wilson, B, MSU
Tom Brown, G, MINN
Mike Stock, B, NU
Tom Matte, B, OSU
Bernie Allen, B, PUR
Tom Wiesner, B, WIS

1961

Tony Parrilli, G, ILL
Byron Broome, QB, IND
Alfred Hinton, T, IOWA
John Walker, C, MICH
George Saimes, FB, MSU
Sanford Stephens, QB, MINN
Boyd Melvin, T, NU
Bob Ferguson, FB, OSU
Jack Elwell, E, PUR
Ron Miller, QB, WIS

1962

Ken Zimmerman, HB, ILL
Woody Moore, QB, IND
Larry Ferguson, HB, IOWA
Dave Raimy, HB, MICH
George Saimes, FB, MSU
Bob Bell, T, MINN
George Thomas, T, NU
Bill Armstrong, C, OSU
Roy Walker, FB, PUR
Ron VanderKelen, QB, WIS

MOST VALUABLE PLAYERS

1963

Dick Butkus, C, ILL

Tom Nowatzke, FB, IND
Mike Reilly, G, IOWA
Tom Keating, T, MICH
Sherman Lewis, HB, MSU
Carl Eller, T, MINN
Bill Swingle, FB, NU
Matt Snell, FB, OSU
Ron DiGravio, QB, PUR
Jim Purnell, LB, WIS

1964

Dick Butkus, LB, ILL
Rich Badar, QB, IND
Karl Noonan, FL, IOWA
Bob Timberlake, QB, MICH
Dick Gordon, HB, MSU
Joe Pung, C, MINN
Pat Riley, E, NU
Ed Orazen, T, OSU
Bob Hadrick, E, PUR
Carl Silvestri, HB, WIS

1965

Jim Grabowski, FB, ILL

Bill Malinchak, E, IND
Dave Long, E, IOWA
Bill Yearby, T, MICH
Steve Juday, QB, MSU
John Hankinson, QB, MINN
Jim Burns, T, NU
Doug Van Horn, G, OSU
Bob Griese, QB, PUR
Tom Brigham, HB, WIS

1966

Ron Guenther, G, ILL
Frank Stavroff, QB, IND
Dick Gibbs, DHB, IOWA
Jack Clancy, E, MICH
George Webster, DB, MSU
Tim Wheeler, LB, MINN
Roger Murphy, E, NU
Ray Pryor, C, OSU
Bob Griese, QB, PUR
Bob Richter, LB, WIS

1967

John Wright, E, ILL
Harry Gonson, QB, IND
Silas McKinnie, TB, IOWA
Ron Johnson, HB, MICH
Dwight Lee, HB, MSU
Tom Sakal, DHB, MINN
Bruce Gunstr, G, NU
Dirk Worden, LB, OSU
Leroy Keyes, HB, PUR
Tom Domres, DT, WIS

1968

Rich Johnson, FB, ILL
Al Gage, E, IND (co)
Harry Gonson, QB, IND (co)
Ed Podolak, QB-TB, IOWA
Ron Johnson, HB, MICH
Al Brenner, E-S, MSU
Wayne King, LB, MINN
Jack Rudnay, C, NU
Mark Stier, LB, OSU
Leroy Keyes, HB, PUR
Ken Criter, LB, WIS

1969

Doug Dieken, E, ILL
John Isenbarger, HB, IND
Larry Ely, LB, IOWA
Jim Mandich, E, MICH
Ron Saul, G, MSU
Ray Parson, E, MINN
Don Ross, LB, NU
Jim Otis, FB, OSU
Mike Phipps, QB, PUR
Stu Voigt, E, WIS

1970

Doug Dieken, E, ILL
Chris Morris, T, IND
Dave Clement, LB, IOWA
Henry Hill, MG, MICH (co)
Don Moorhead, QB, MICH (co)
Eric Allen, HB, MICH
Jeff Wright, DB, MINN
Mike Adamle, FB, NU
Jim Stillwagon, MG, OSU
Steve Brown, FL, PUR
Chuck Winfrey, MG, WIS

1971

Terry Masar, K, ILL
Chuck Thomson, LB, IND
Craig Clemons, DB, IOWA
Billy Taylor, HB, MICH
Eric Allen, HB, MSU
Tom Chandler, DE, MINN
John Voorhees, LB, NU
Tom DeLeone, C, OSU
Tom Luken, G, PUR
Neil Graff, QB, WIS

1972

Larry McCarren, C, ILL (co)
Larry Allen, DE, ILL (co)
Glenn Scolnik, SE, IND
Dan Dickel, DE, IOWA
Randy Logan, DB, MICH
Gail Clark, LB, MSU
John King, FB, MINN
Jim Lash, SE, NU (co)
Jim Anderson, DT, NU (co)
George Hasenohri, DT, OSU
Otis Armstrong, HB, PUR
Rufus Ferguson, HB, WIS

1973

Octavus Morgan, DE, ILL
Chuck Sukurs, C, IND
Brian Rollins, WR, IOWA
Paul Seal, TE, MICH
Ray Nester, LB, MSU
Steve Neils, DE, MINN
Stan Key, HB, NU
Archie Griffin, HB, OSU
Bo Bobrowski, QB, PUR
Mike Webster, C, WIS

1974

Tom Hicks, LB, ILL
Donnie Thomas, LB, IND
Rob Fick, QB, IOWA
Steve Strinko, LB, MICH
Charlie Baggett, QB, MSU
Ollie Bakken, LB, MINN
Paul Hiemenz, OT, NU
Archie Griffin, HB, OSU
Larry Burton, WR, PUR
Gregg Bohlig, QB, WIS

1975

Stu Levenick, OT, ILL
Donnie Thomas, LB, IND
Andre Jackson, LB, IOWA
Gordon Bell, TB, MICH
Levi Jackson, FB, MSU
Tony Dungy, QB, MINN
Greg Boykin, HB, NU
Cornelius Green, QB, OSU
Mike Pruitt, FB, PUR
Billy Marek, HB, WIS

1976

Scott Studwell, LB, ILL
Steve Sanders, LB, IND
Butch Caldwell, QB, IOWA (co)
Tom Grine, DE, IOWA (co)
Rob Lytle, TB, MICH
Rich Baes, TB, MSU
Tony Dungy, QB, MINN
Randy Dean, QB, NU
Bob Brudzinski, DE, OSU
Scott Dierking, TB, PUR
Mike Carroll, QB, WIS

1977

John Sullivan, LB, ILL
Joe Norman, LB, IND
Rod Sears, DB, IOWA (co)
Tom Rusk, LB, IOWA (co)
Russell Davis, FB, MICH
Larry Bethea, DT, MSU
Steve Midboe, DT, MINN
Paul Maly, LB, NU
Dave Adkins, LB, OSU
Fred Arrington, LB, PUR
Dave Crossen, LB, WIS

1978

John Sullivan, LB, ILL
Joe Norman, LB, IND
Tom Rusk, LB, IOWA
Rick Leach, QB, MICH
Ed Smith, QB, MSU
Marion Barber, TB, MINN
Pat Geegan, DB, NU
Tom Cousineau, LB, OSU
Keena Turner, DE, PUR
Mike Kalasmiki, QB, WIS

MOST VALUABLE PLAYERS

1979

Lawrence McCullough, QB, ILL
Tim Clifford, QB, IND
Dennis Mosley, TB, IOWA
Ron Simpkins, LB, MICH
Dan Bass, LB, MSU
Mark Carlson, QB, MINN
Chuck Kern, LB, NU
Jim Laughlin, LB, OSU
Dave Young, TE, PUR
Tom Stauss, FL, WIS

1980

Dave Wilson, QB, ILL
Tim Clifford, QB, IND
Keith Chappelle, WR, IOWA
Anthony Carter, WR, MICH
Steve Smith, TB, MSU
Marion Barber, TB, MINN
Todd Sheets, SE, NU
Calvin Murray, TB, OSU
Mark Herrmann, QB, PUR
Dave Ahrens, LB, WIS

1981

Tony Eason, QB, ILL
Bob Stephenson, TE, IND
Mel Cole, LB, IOWA
Butch Woolfolk, TB, MICH
Bryan Clark, QB, MSU
Mike Hohensee, QB, MINN
Rich Raffin, LB, NU
Art Schlichter, QB, OSU
Steve Bryant, WR, PUR
Dave Levenick, LB, WIS

1982

Tony Eason, QB, ILL
Babe Laufenburg, QB, IND
Bobby Stoops, DB, IOWA
Anthony Carter, WR, MICH
James Neely, LB, MSU
Mike Hohensee, QB, MINN
Chris Hinton, OT, NU
Tim Spencer, TB, OSU
Mark Brown, LB, PUR
Randy Wright, QB, WIS

1983

Don Thorp, DL, ILL
Duane Gunn, WR, IND
Chuck Long, QB, IOWA
Steve Smith, QB, MICH
Carl Banks, LB, MSU
Randy Rasmussen, C, MINN
Ricky Edwards, HB, NU
John Frank, TE, OSU
Scott Campbell, QB, PUR
Al Toon, WR, WIS

1984

David Williams, WR, ILL
Joe Fitzgerald, LB, IND
Ronnie Harmon, RB, IOWA
Mike Mallory, LB, MICH
Jim Morrissey, LB, MSU
Rickey Foggie, QB, MINN
Keith Cruise, DT, NU
Keith Byars, RB, OSU
Jim Everett, QB, PUR
Al Toon, WR, WIS

1985

David Williams, WR, ILL
Bobby Howard, RB, IND
Chuck Long, QB, IOWA
Mike Hammerstein, DT, MICH
Lorenzo White, RB, MSU
Rickey Foggie, QB, MINN
Mike Witteck, LB, NU
Jim Karsatos, QB, OSU
Jim Everett, QB, PUR
Larry Emery, RB, WIS

1986

Keith Jones, RB, ILL
Van Waiters, OLB, IND
Rick Bayless, RB, IOWA
Jim Harbaugh, QB, MICH
Dave Yarema, QB, MSU (co)
Mark Ingram, FL, MSU (co)
Darrell Thompson, RB, MINN
Mike Greenfield, QB, NU
Cris Carter, SE, OSU
Rod Woodson, DB, PUR
Michael Reid, LB, WIS

1987

Darryl Usher, WR, ILL
Ernie Jones, WR, IND
Chuck Hartlieb, QB, IOWA (co)
Marv Cook, TE, IOWA (co)
Dave Haight, NG, IOWA (co)
Jamie Morris, RB, MICH
Lorenzo White, RB, MSU
Rickey Foggie, QB, MINN
Tom Kaukialo, LB, NU
Chris Spielman, LB, OSU
Anthony Hardy, WR, PUR
Paul Gruber, OT, WIS

1988

Keith Jones, RB, ILL
Anthony Thompson, TB, IND
Chuck Hartlieb, QB, IOWA
Mark Messner, OT, MICH
Kurt Larson, OLB, MSU
Chris Gaiters, SE, MINN
Byron Sanders, RB, NU
Jeff Uhlenhake, C, OSU
Marc Foster, FS, PUR
David Wings, LB, WIS

1989

Mike Bellamy, SE, ILL (co)
Moe Gardner, NT, ILL (co)
Anthony Thompson, TB, IND
Jim Johnson, DT, IOWA
Tony Boles, TB, MICH
Percy Snow, MLB, MSU
Darrell Thompson, TB, MINN
Richard Buchanan, FL, NU (co)
Bob Christian, RB, NU (co)
Derek Isaman, LB, OSU
Calvin Williams, FL, PUR
Tim Knoeck, OLB, WIS

1990

Howard Griffith, FB, ILL
Mike Dumas, SS, IND
Nick Bell, RB, IOWA
Tripp Welborne, SS, MICH
Dan Enos, QB, MSU (co)
Hyland Hickson, TB, MSU (co)
Mike Sunvold, DT, MINN
Ed Sutter, LB-P, NU (co)
Bob Christian, RB, NU (co)
Richard Buchanan, FL, NU (co)
Jeff Graham, FL, OSU
Jeff Zgonina, DT, PUR
Don Davey, DT, WIS

1991

Kameno Bell, FB, ILL
Vaughn Dunbar, TB, IND
Leroy Smith, DE, IOWA
Desmond Howard, SE, MICH
Chuck Bullough, MLB, MSU (co)
Courtney Hawkins, FL, MSU (co)
Sean Lumpkin, SS, MINN
Ed Sutter, LB-P, NU
Mark Benson, FL, NU
Carlos Snow, TB, OSU
Jim Schwantz, LB, PUR
Troy Vincent, CB, WIS

1992

Jason Verduzco, QB, ILL
Trent Green, QB, IND
Mike Devlin, C, IOWA
Chris Hutchinson, DT, MICH
Mill Coleman, FL-QB, MSU
Keith Ballard, OT, MINN
Lee Gissendaner, WR, NU
Kirk Herbstreit, QB, OSU
Eric Beatty, LB, PUR
Gary Casper, LB, WIS

1993

Dana Howard, LB, ILL
Thomas Lewis, WR, IND
Mike Wells, DL, IOWA
Buster Stanley, DT, MICH
Jim Miller, QB, MSU
Omar Douglas, WR, MINN
Steve Shine, LB, NU
Raymont Harris, RB, OSU
Lou Benfatti, DT, PSU
Mike Alstott, FB, PUR
Brent Moss, RB, WIS

1994

Dana Howard, LB, ILL
Alfonzo Thurman, LB, IND
Parker Wildeman, DL, IOWA (co)
Marquis Porter, DB, IOWA (co)
Kent Kahl, FB, IOWA (co)
Todd Collins, QB, MICH
Scott Green, TB/FB, MSU
Chris Darkins, TB, MINN
Matt O'Dwyer, OL, NU
Korey Stringer, OL, OSU
Kerry Collins, QB, PSU
Mike Alstott, FB, PUR
Terrell Fletcher, TB, WIS

MOST VALUABLE PLAYERS

1995

Kevin Hardy, LB, ILL
Sean Glover, TB, IND
Sedrick Shaw, TB, IOWA
Tim Biakabutuka, TB, MICH
Scott Greene, FB, MSU
Craig Sauer, QB, MINN
Darnell Autry, TB, NU
Eddie George, TB, OSU
Bobby Engram, WR, PSU
Mike Alstott, FB, PUR
Darrell Bevell, QB, WIS (co)
Eric Unverzagt, LB, WIS (co)

1996

Robert Holcombe, RB, ILL
Alex Smith, TB, IND
Sedrick Shaw, RB, IOWA (co)
Ross Verba, OL, IOWA (co)
Damien Robinson, DB, IOWA (co)
Tim Dwight, WR, IOWA (co)
Rod Payne, C, MICH
Duane Goulbourne, TB, MSU
Ryan Thelwell, WR, MINN (co)
Gann Brooks, OT, MINN (co)
Steve Schnur, QB, NU
Orlando Pace, OT, OSU
Brandon Noble, DT, PSU
Brian Alford, WR, PUR
Pete Monty, LB, WIS

1997

Robert Holcombe, RB, ILL
Chris Gall, FB, IND (co)
Kywin Supernaw, FS, IND (co)
Tavian Banks, RB, IOWA (co)
Kerry Cooks, DB, IOWA (co)
Tim Dwight, WR, IOWA (co)
Jared DeVries, DL, IOWA (co)
Charles Woodson, CB, MICH
Ike Reese, MLB, MSU
Lamanzer Williams, DE, MINN
Brian Musso, WR, NU
Antoine Winfield, DB, OSU
Mike McQueary, QB, PSU
Billy Dicken, QB, PUR (co)
Brian Alford, WR, PUR (co)
Tom Burke, DE, WIS

1998

Danny Clark, LB, ILL
Jabar Robinson, LB, IND
Jared DeVries, DL, IOWA
Tai Streets, WR, MICH
Sorrie Kanu, DB, MSU
Tyrone Carter, DB, MINN
D'Wayne Bates, WR, NU
Joe Germaine, QB, OSU
Brad Scioli, DE, PSU
Rosevelt Colvin, DE, PUR
Tom Burke, DE, WIS

1999

Kurt Kittner, QB, ILL
Antwaan Randle El, QB, IND
Ladell Betts, RB, IOWA (co)
Matt Bowen, SS, IOWA (co)
Tom Brady, QB, MICH
Aric Morris, SS, MSU
Tyrone Carter, SS, MINN
Kevin Bentley, LB, NU
Ahmed Plummer, CB, OSU
Courtney Brown, DL, PSU
Chris Daniels, WR, PUR
Ron Dayne, RB, WIS (co)
Chris McIntosh, T, WIS (co)

2000

Kurt Kittner, QB, ILL
Antwaan Randle El, QB, IND
Kevin Kasper, WR, IOWA (co)
LeVar Woods, LB, IOWA (co)
Anthony Thomas, RB, MICH
Richard Newsome, S, MSU
Ben Hamilton, OL, MINN (co)
Ron Johnson, WR, MINN (co)
Damien Anderson, RB, NU
Derek Combs, RB, OSU
Justin Kurpeikis, DL, PSU
Drew Brees, QB, PUR
Chris Chambers, WR, WIS

2001

Kurt Kittner, QB, ILL
Antwaan Randle El, QB, IND (co)
Levron Williams, RB, IND (co)
Ladell Betts, RB, IOWA (co)
Bob Sanders, DB, IOWA (co)
Marquise Walker, WR, MICH
Josh Thornhill, LB, MSU
Ron Johnson, WR, MINN
Zak Kustok, QB, NU
Jonathan Wells, RB, OSU
John Gilmore, TE, PSU
Akin Ayodele, DE, PUR
Lee Evans, WR, WIS

2002

Antoineo Harris, RB, ILL
Kris Dielman, DL, IND
Brad Banks, QB, IOWA
B.J. Askew, FB, MICH
Charles Rogers, WR, MSU
Jermaine Mays, WR, MINN
Jason Wright, RB, NU
Craig Krenzel, QB, OSU (co)
Chris Gamble, DB/WR, OSU (co)
Larry Johnson, RB, PSU
John Standeford, WR, PUR
Jim Leonhard, DB, WIS

2003

Derrick Strong, DE, ILL
Joe Gonzalez, DB, IND
Robert Gallery, OL, IOWA
Chris Perry, RB, MICH
Jeff Smoker, QB, MSU
Asad Abdul-Khaliq, QB, MINN
Jason Wright, RB, NU
Michael Jenkins, WR, OSU
Sean McHugh, FB, PSU
Shaun Phillips, DE, PUR
Lee Evans, WR, WIS

2004

Pierre Thomas, RB, ILL
Courtney Roby, WR, IND
Jonathan Babineaux, DT, IOWA (co)
Drew Tate, QB, IOWA (co)
Braylon Edwards, WR, MICH
Drew Stanton, QB, MSU
Marion Barber III, RB, MINN (co)
Laurence Maroney, RB, MINN (co)
Noah Herron, RB, NU (co)
Tim McGarigle, LB, NU (co)
Mike Nugent, K, OSU
Zack Mills, QB, PSU
Kyle Orton, QB, PUR (co)
Taylor Stubblefield, WR, PUR (co)
Scott Starks, DB, WIS

2005

Pierre Thomas, RB, ILL
Kyle Killion, LB, IND
Chad Greenway, LB, IOWA (co)
Ed Hinkel, WR, IOWA (co)
Abdul Hodge, LB, IOWA (co)
Albert Young, RB, IOWA (co)
Jason Avant, WR, MICH
Eric Smith, SS, MSU
Greg Eslinger, C, MINN (co)
Laurence Maroney, RB, MINN (co)
Brett Basanez, QB, NU
A.J. Hawk, LB, OSU
Michael Robinson, QB, PSU
Rob Ninkovich, DE, PUR
Brian Calhoun, RB, WIS

2006

J Leman, LB, ILL
Kellen Lewis, QB, IND
Mike Klintonborg, LB, IOWA (co)
Marshal Yanda, OL, IOWA (co)
David Harris, LB, MICH (co)
Mike Hart, RB, MICH (co)
Drew Stanton, QB, MSU
Matt Spaeth, TE, MINN
Nick Roach, LB, NU (co)
Tyrell Sutton, RB, NU (co)
Troy Smith, QB, OSU
Paul Posluszny, LB, PSU
Anthony Spencer, DE, PUR
Joe Thomas, OT, WIS (co)
John Stocco, QB, WIS (co)
Joe Monty, DL, WIS (co)
Joe Stellmacher, DB, WIS (co)
Roderick Rogers, DB, WIS (co)
Mark Zalewski, LB, WIS (co)

2007

Rashard Mendenhall, RB, ILL
James Hardy, WR, IND
Mike Humpal, LB, IOWA (co)
Albert Young, RB, IOWA (co)
Mike Hart, RB, MICH
Javon Ringer, RB, MSU
Dom Barber, DB, MINN
Adam Kadela, LB, NU (co)
Eric Peterman, WR, NU (co)
James Laurinaitis, LB, OSU (co)
Chris Wells, RB, OSU (co)
Dan Connor, LB, PSU
Dustin Keller, TE, PUR
Tyler Donovan, QB, WIS (co)
Matt Shaughnessy, DE, WIS (co)

ALL-TIME ACADEMIC ALL-BIG TEN

1953

Don Ernst, Bob Lenzini, ILL; Tom Dailey, IND; Bill Fenton, Jerry Hilgenberg, IOWA; Dick Balzhiser, MICH; Carl Diener, MSU; Paul Giel, MINN; John Borton, OSU; Froncie Gutman, PUR; John Dixon, WIS.

1954

Jack Chamblin, ILL; Brad Bomba, IND; Warren Lawson, IOWA; Don Kauth, MSU; John Baumgartner, MINN; Sandy Sacks, NU; John Borton, Dick Hilinski, OSU; Froncie Gutman, PUR; Clarence Stensby, Pat Levenhagen, WIS.

1955

Jim Minor, ILL; Brad Bomba, IND; Dick Dessy, IOWA; Jim Orwig, MICH; Carl Nystrom, MSU; Dick Borstad, Bob Hobert, MINN; Frank Ellwood, Fred Kriss, OSU; Jim Whitmer, PUR; Pat Levenhagen, WIS.

1956

Jim Minor, ILL; Brad Bomba, IND; Frank Bloomquist, IOWA; Jim Orwig, MICH; Dick Borstad, Perry Gehring, Bob Hobert, MINN; John Smith, NU; Frank Ellwood, OSU; Len Dawson, PUR; Pat Levenhagen, WIS.

1957

Bob Allen, Dale Smith, ILL; Jim Orwig, MICH; Bob Jewitt, Blanche Martin, MSU; Perry Gehring, Mike Svendsen, MINN; Andy Cvercko, NU; Frank Kremblas, Bob White, OSU; John Heineke, WIS.

1958

Tommy Kendrick, IND; Dick Barker, Ellison Kelly, MSU; Perry Gehring, Mike Svendsen, MINN; Andy Cvercko, NU; Bob White, OSU; Gene Selawski, PUR; Jon Hobbs, Bob Seman, Jerry Stalcup, WIS.

1959

Dave Ash, ILL; Donald Noone, IND; Darrell Harper, MICH; Blanche Martin, MSU; Jerome Shetler, Michael Wright, MINN; Gene Gossage, NU; Bob White, OSU; Leonard Jardine, PUR; Henry Derlieth, Dale Hackbart, WIS.

1960

Darrell DeDecker, ILL; Alex Trombetta, IND; Bill Freehan, Jerry Smith, MICH; Ed Ryan, MSU; Bob Eickhoff, Mike Stock, NU; Bill Wentz, OSU; Jerry Beabout, PUR; Henry Derleth, WIS.

1961

Bennie McRae, Jon Schopf, Bill Tunnicliff, MICH; Judge Dickson, Jim Wheeler, MINN; Bob Eickhoff, Boyd Melvin, Larry Onesti, NU; Tom Perdue, OSU; Jack Elwell, PUR; Brian Moore, WIS.

1962

Dick Deller, ILL; Ken Ellis, IND; Harvey Chapman, Joe O'Donnell, MICH; Paul Flatley, Jerry Goshgarian, Kent Pike, NU; Dave Katterhenrich, OSU; Ron Meyer, PUR; Ron Carlson, Pat Richter, WIS.

1963

Dick Deller, Mike Dundy, Mike Taliaferro, ILL; Joe O'Donnell, Bob Timberlake, MICH; Milt Sunde, MINN; George Burman, Joe Szczechko, NU; Dave Ellison, PUR; Ken Bowman, Billy Smith, WIS.

1964

Bruce Capel, Jim Grabowski, ILL; Bill Keating, John Marcum, Bob Timberlake, MICH; Dick Gordon, Gene Washington, MSU; Dave Cyranoski, Mike Schwager, Joe Szczechko, NU; Arnie Chonko, OSU.

1965

Jim Grabowski, John Wright, ILL; Don Bierowicz, Don Japinga, Steve Juday, Jim Proebstle, MSU; Mike Beinor, Ken Ramsey, NU; Ray Pryor, Bill Ridder, OSU; Gordon Teter, PUR.

1966

Tony Pleviak, John Wright, ILL; Tom Shuette, IND; Bob Gibbs, Tony Williams, IOWA; Dave Fisher, Dick Vidmer, MICH; Al Brenner, Pat Gallinagh, MSU; Don Kamzelski, Bob Stein, MINN; Woody Campbell, Tom Garretson, Justin Ramp, NU; Dave Foley, Dick Himes, Tom Portsmouth, Ray Pryor, Mark Stier, OSU; Phil Peterson, Eric Rice, Bob Richter, WIS.

1967

Tony Pleviak, Dave Tomasula, John Wright, ILL; Tom Bilunas, Harry Gonso, IND; Tony Williams, IOWA; Joe Dayton, MICH; Ezell Jones, Ron Kamzelski, Dave Nixon, Bob Stein, MINN; John Cornell, Tom Garretson, Chico Kurzawski, Bob Olson, NU; Dick Himes, OSU; Jim Beirne, Dennis Cirbes, Lance Olssen, Mike Phipps, Bob Sebeck, PUR; Wally Schoessow, WIS.

1968

Tony Pleviak, ILL; Tom Bilunas, Harry Gonso, IND; Ray Manning, IOWA; Brian Healy, MICH; Don Baird, Al Brenner, Rich Saul, Dave VanElst, MSU; Noel Jenke, Wayne King, Barry Mayer, Bob Stein, MINN; Dick Emmerich, Chico Kurzawski, NU; Dave Foley, John Mulhbach, Mark Stier, OSU; Tim Foley, Bill Yanchar, PUR; Wally Schoessow, WIS.

1969

Bruce Erb, Doug Redmann, ILL; Vic Malinovsky, IND; Ray Manning, Steve Penney, Kerry Reardon, IOWA; Brian Healy, Jim Mandich, MICH; Rich Saul, Dave VanElst, MSU; Barry Meyer, Leon Trawick, MINN; Bill Galler, Rick Telander, Joe Zigulich, NU; Doug Adams, Dave Cheney, Bill Urbanik, OSU; Tim Foley, Mike Phipps, Bill Yanchar, PUR.

1970

Bob Bucklin, Jim Rucks, ILL; Vic Malvinosky, E.G. White, IND; Ray Manning, Kerry Reardon, IOWA; Phil Seymour, MICH; Joe DeLamielleure, MSU; Eric Hutchinson, Jim Lash, Barry Pearson, John Rodman, Rick Telander, John Voorhees, Joe Zigulich, NU; Dave Chaney, Rex Kern, Mike Sensibaugh, OSU; Steve Nurrenbern, PUR; Jim DeLisle, WIS.

1971

Bob Bucklin, Glenn Collier, Larry Huisinga, Mike Wells, Dave Wright, ILL; Charlie Byrnes, Alan Dick, Dan Grossman, Mike Heizman, Steve Helmich, IND; Dave Triplett, IOWA; Bruce Elliott, Dave Gallagher, MICH; Bart Buetow, Ron King, MINN; Steve Craig, Jack Dering, Jack Dustin, Dave Glantz, Marty McGann, NU; Rick Seifert, Rick Simon, OSU; Rufus Ferguson, Neil Graff, Keith Nosbusch, Bob Storck, WIS.

1972

Ken Braid, Larry Huisinga, Larry McCarren, Mike Navarro, Dave Wright, ILL; Dan Grossman, Jerry Johnson, Joe Pawlitsch, Glenn Scolnik, Dave Spungen, IND; Dave Gallagher, Bill Hart, Mike Lantry, MICH; Doug Kingsriter, MINN; Jim Anderson, Mitch Anderson, Steve Craig, Greg Strunk, Jim Trimble, NU; Rick Seifert, OSU; Brent Myers, Tim Racke, PUR; Rufus Ferguson, Keith Nosbusch, WIS.

1973

Mike Gow, Ty McMillin, ILL; Bill Armstrong, John Babcock, Chuck Sukurs, Jim Wenzel, IND; Dave Brown, Dave Gallagher, Larry Gustafson, Kirk Lewis, Don Warner, MICH; Bruce Harms, Richard Pawlak, John Shinsky, MSU; Jeff Gunderson, MINN; Mitch Anderson, Steve Craig, Ray Felton, Jim Trimble, Mike Varty, NU; Randy Gradishar, OSU; Bob Hofteizer, PUR; Gregg Bohlig, WIS.

1974

Dan Beaver, Bill Kleckner, Mark Peterson, ILL; Dave Bryant, Bobby Elliott, Jim Hilgenberg, Brant Yocum, IOWA; Kirk Lewis, MICH; Richard Baes, Tom Cole, Kim Rowekamp, MSU; Mitch Anderson, Carl Patrnczak, Joe Patrnczak, Jim Trimble, NU; Brian Baschnagel, Pat Curto, Ken Kuhn, Bill Lukens, Bruce Ruhl, OSU; Larry Burton, PUR; Gregg Bohlig, Randy Frojker, Rick Koeck, WIS.

1975

Dennis Armington, Bob Elliott, Jim Hilgenberg, Nick Quartaro, Brandt Yocum, IOWA; Dan Jilek, MICH; Tom Standal, MSU; Tom Dungy, MINN; Randy Dean, Carl Peterson, Pete Shaw, Marty Szostak, NU; Brian Baschnagel, Pat Curto, Tim Fox, Ken Kuhn, Bruce Ruhl, Chris Ward, OSU; Jeff Stapelton, John Switt, PUR.

1976

Dan Beaver, Jerry Finis, Mac McCracken, ILL; Dale Keneipp, IND; Rod Sears, IOWA; John Anderson, Bob Lang, Jim Pickens, Curt Stephenson, Dominic Tedesco, MICH; Thomas Cole, David Duda, Craig Fedore, MSU; Tony Dungy, Brien Harvey, Kent Kitzmann, Bob Weber, MINN; Bob Dean, Pat Geegan, Paul Maly, NU; Pete Johnson, Bill Lukens, OSU; Chris Barr, Kim Cripe, PUR; James Moore, WIS.

ALL-TIME ACADEMIC ALL-BIG TEN

1977

Mike McCray, Bruce Thornton, Charlie Weber, ILL; David Freud, IND; John Anderson, Derek Howard, Curt Stephenson, Dominic Tedesco, MICH; Craig Fedore, Jim Sciarini, MSU; Dennis Fitzpatrick, Bryson Hollimon, Stan Sytsma, Bob Weber, MINN; Frank Malec, Paul Maly, Marty Szostak, NU; Jeff Logan, OSU; Greg Barber, Tom Kaltenberg, Dan Schieble, Tom Stauss, WIS.

1978

Troy McMillin, ILL; Dave Abrams, David Freud, Dale Keneipp, IND; Greg Gilbaugh, Tim Gutshall, Jim Jones, Mario Pace, IOWA; Mark DeSantis, MICH; Stan Sytsma, MINN; Kevin Berg, Steve Bobowski, Mike Cammon, Mike Kranz, Mike Weitzman, NU; Greg Castignola, OSU; Tony Gallivan, Mark Johanson, Ken Loushin, Dale Schwan, PUR; David Charles, John Klitz, Jim Moore, Tom Stauss, WIS.

1979

Chad Huck, Larry Lovett, Kevin Speer, Bob Stephenson, Brent Tisdale, IND; Norm Betts, Mark Braman, Dale Keitz, MICH; Alan Davis, MSU; Alan Blanshan, MINN; Mike Cammon, Jim Ford, Kevin Kenyon, Chuck Kern, John Schober, NU; Jim Laughlin, OSU; Mark Johanson, Ken Loushin, Mike Marks, Dale Schwann, John Seibel, Tim Seneff, PUR; Tom Stauss, Tim Stracka, WIS.

1980

Dan Gregus, John Lopez, ILL; John Roggeman, Kevin Speer, Bob Stephenson, Brent Tisdale, IND; Dave Mayhan, Brad Webb, IOWA; Norm Betts, Bubba Paris, John Wangler, MICH; Todd Langerveld, MSU; Brent Harms, Fred Orgas, Mike Robb, MINN; Jim Ford, Chuck Kern, Steve Pals, NU; Joe Lukens, Marcus Marek, OSU; Tim Seneff, PUR; Dave Mohapp, Tim Stracka, WIS.

1981

Dennis Flynn, Dan Gregus, John Lopez, John Venegoni, ILL; Chad Huck, John Roggeman, Bob Stephenson, IND; Dave Mayhan, Brad Webb, IOWA; Norm Betts, Ed Muransky, MICH; Morten Andersen, Todd Langerveld, MSU; Brent Harms, Bill Humpries, Fred Orgas, Mike Robb, Rick Witthus, MINN; Doug Dorsey, NU; Joseph Smith, OSU; Tim Seneff, PUR; Dave Mohapp, Matt VandenBoom, WIS.

1982

Dan Gregus, Kris Jenner, Luke Sewall, ILL; Dennis Mills, John Roggeman, IND; Tom Dixon, Craig Dunaway, Stefan Humphries, Robert Thompson, MICH; Karl Mecklenburg, Fred Orgas, Bob Stroup, MINN; Rich Raffin, Scott Sanderson, NU; David Crecelius, Karl Edwards, John Frank, Spencer Nelms, Joseph Smith, OSU; Brian Liston, PUR; Kyle Borland, Pat Hady, Tim Stracka, Matt VandenBoom, WIS.

1983

Kris Jenner, Luke Sewall, ILL; Lou Crisofoli, Joe Fitzgerald, George Gianakopoulos, Dave Zyzda, IND; Dave Chambers, IOWA; Jerry Diorio, Tom Dixon, Stefan Humphries, MICH; Fred Hartwig, Peter Najarian, Larry Station, MINN; Tony Coates, Casey Cummings, Gregg Daminga, NU; Paul Allen, Dave Crecelius, Karl Edwards, John Frank, Spencer Nelms, OSU; Butch Alder, John McKenzie, PUR; Russ Belford, WIS.

1984

Joe Fitzgerald, Dave Zyzda, IND; Bill Happel, Larry Station, IOWA; Clay Miller, Bob Popowski, Todd Schlopy, MICH; Dean Altobelli, MSU; Peter Najarian, Craig Paulson, David Puk, MINN; Casey Cummings, Bob Dirkes, NU; Dave Crecelius, Judd Groza, Anthony Guiliani, Michael Lanese, Barry Walker, OSU; Paul Alekna, Jim Everett, Melvin Menke, PUR; Michael Reid, WIS.

1985

Rob Glielmi, Jim Juriga, ILL; Mike Flagg, Bill Happel, Rob Houghtlin, Larry Station, IOWA; Tony Gant, Clay Miller, MICH; Dean Altobelli, Steve Bogdalek, Shane Bullough, MSU; Peter Najarian, David Puk, MINN; Casey Cummings, Bob Dirkes, Todd Krehbiel, NU; Alex Higdon, Mike Lanese, Barry Walker, William White, OSU; Jim Everett, Brad Hornor, Ray Wallace, PUR; Craig Raddatz, WIS.

1986

Mark Dennis, ILL; Brad Money, IND; Dave Croston, Mike Flagg, J.J. Puk, Mark Vlasic, IOWA; Tony Gant, Jim Harbaugh, Ken Higgins, Tim Schulte, MICH; Dean Altobelli, Shane Bullough, Kevin Calderwood, Pat Shurmur, MSU; Paul Anderson, Brent Herbel, Jim Hobbins, MINN; Bob Dirkes, Tom Kaukialo, Todd Krehbiel, Brian Nuffer, NU; Alex Higdon, Joe Staysniak, OSU; Scott Kalinoski, PUR.

1987

Mel Agee, Kurt Gregus, ILL; Tim Jordan, Brad Money, IND; Marv Cook, Mike Flagg, Chuck Hartlieb, J.J. Puk, Herb Wester, IOWA; Joe Holland, Dave Weil, Tim Williams, MICH; Kevin Robbins, Pat Shurmur, MSU; Brent Herbel, Dan Liimatta, MINN; Ira Adler, Steve Batzer, Mike Baum, Greg Bradshaw, Alan Brown, D.R. Callentine, Bill Flesher, Steve Siewert, Jeff Stainton, NU; Jeff Davidson, Alex Higdon, Mark Pelini, Scott Powell, Joe Staysniak, OSU; Bruce Brineman, Donzel Leggett, PUR; Don Davey, Andy Hartlieb, Robert Newell, Tim Otto, WIS.

1988

Mel Agee, Peter Freund, Kurt Gregus, Bill Henkel, Curt Lovelace, ILL; Tim Jordan, Brad Money, IND; Mike Ertz, Gregory Feders, Chuck Hartlieb, IOWA; Dave Weil, Tim Williams, MICH; Tony Briningstool, Jos Butland, John Kiple, Chris Willertz, MSU; Brent Herbel, Dan Liimata, MINN; Ira Adler, Mike Baum, Greg Bradshaw, D.R. Callentine, Dirk Disper, Steve Siewert, NU; Daniel Beatty, Andrew Gurd, Mark Pelini, Scott Powell, Joseph Staysniak, OSU; Bruce Brineman, Donzel Leggett, PUR; Jim Basten, Brad Brekke, Don Davey, Andy Hartlieb, Robert Newell, Tim Otto, Pete Underwood, WIS.

1989

Kirk Gregus, Michael Hopkins, Curt Lovelace, James Schaffer, John Wright, ILL; Scott Bonnell, Mark Hagen, Brad Hunnicut, Larry McDaniel, Mark Newell, IND; Mike Ertz, IOWA; Tim Williams, MICH; Tony Briningstool, Courtney Hawkins, Toby Heaton, John Kiple, Mitch Lyons, Chris Willertz, MSU; Pat Cummings, Brent Herbel, Dan Liimata, Jon Melander, Scott Schaffner, Joel Staats, MINN; Ira Adler, Andy Brooks, D.R. Callentine, Matt Dzierwa, David Eaton, Kevin Krebs, Kurt Minko, Mike Shares, NU; Greg Frey, Richard Frimel, Ronald Lachey, Mark Pelini, Gregory Smith, Brian Stablein, Joe Staysniak, OSU; Bruce Brineman, Donzel Leggett, PUR; James Basten, Brad Brekke, Don Davey, John Newell, Brady Pierce, WIS.

1990

John Wright, Curt Lovelace, Mike Hopkins, Pat Donnelly, Bill Henkel, Jim Shaffer, ILL; Scott Boatman, Scott Bonnell, Matt Egenolf, Mark Hagen, Brian Hunnicut, Cal Miller, Mark Newell, Matt Prusiecki, Sean White, IND; Mike Dailey, Ted Faley, James Hartlieb, Mike Martens, Jason Olejniczak, Matt Whitaker, IOWA; Dave Ritter, Chris Hutchinson, MICH; Steve Black, Tony Briningstool, John Dignan, Rob Fredrickson, Todd Grobowski, Toby Heaton, Mitch Lyons, Mark MacFarland, Mike Maddie, Jim Miller, Brian Vooletich, Steve Wasylk, MSU; Scott Schaffner, Joel Staats, MINN; Ira Adler, Matt Dzierwa, David Eaton, Kevin Krebs, Mike Shares, NU; Jim Borchers, Greg Frey, Raymond Harris, Len Hartman, Greg Smith, OSU; Trent Decatur, Steve Letnich, PUR; Brad Brekke, Jim Basten, Don Davey, Robert Newell, Brady Pierce, WIS.

1991

Greg Engel, Mike Hopkins, John Wright, ILL; James Ahler, Scott Bonnell, Matt Egenolf, Mark Hagen, Greg Hobbs, Chris Holder, Matt Prusiecki, Dan Thompson, IND; Mike Dailey, Teddy Faley, James Hartlieb, Michael Martens, Jason Olejniczak, Matt Whitaker, IOWA; John Ellison, Chris Hutchinson, Marc Milia, David Ritter, Chris Stapleton, Randy Stark, MICH; Mill Coleman, Colin Cronin, Rob Fredrickson, Todd Grabowski, Toby Heaton, Mark MacFarland, Mike Maddie, Jim Miller, Brian Vooletich, Steve Wasylk, MSU; Frank Brixius, Chris Cohen, Omar Douglas, Dan LiSanti, Ken McClintock, Jeff Rosga, Scott Schaffner, Joel Staats, Lance Wolkow, MINN; Colby Burke, John Hellebush, Kevin Krebs, Brian Leahy, Mike Sharos, NU; Pete Beckman, Jim Borchers, Joey Galloway, Andy Gurd, Len Hartman, Joe Pickens, Mick Shoaf, Greg Smith, OSU; Mike Walker, PUR; Matt Krueger, Korey Manley, Jeff Rasmussen, Jay Simala, WIS.

1992

Mike Cole, Greg Engel, Erik Hayes, Kraig Koester, J.J. O'Laughlin, Jason Schnack, Gary Voelker, John Wright, ILL; Scott Bonnell, Joshua DeWitt, James DiGiulio, Greg Hobbs, Chris Holder, Brett Law, Arnold Mickens, John Paci, IND; James Hartlieb, Jason Olejniczak, Matt Whitaker, IOWA; Chris Hutchinson, Tony McGee, Marc Milia, Chris Stapleton, MICH; Mill Coleman, Rob Frederickson, Todd Grabowski, Toby Heaton, Mark MacFarland, Jim Miller, Steve Wasylk, MSU; Justin Conzemius, Omar Douglas, Shawn Ehrich, Chris Fowlkes, Peter Hiestand, Daniel LiSanti, Jeffrey Rosga, Lance Wolkow, MINN; Colby Burke, Matt Dzierwa, Brian Leahy, Dan Segel, NU; Peter Beckman, James Borchers, Len Hartman, Gregory Smith, OSU; Jim Maciag, PUR; Korey Manley, Matt Nyquist, Jeff Rasmussen, Joe Rudolph, Sam Veit, WIS.

ALL-TIME ACADEMIC ALL-BIG TEN

1993

Mike Cole, Jason Dulick, Greg Engel, Kevin Hardy, Jim Klein, Kraig Koester, Brett Larsen, Jeff Schwarzentraub, Gary Voelker, ILL; Michael Blastick, Jim DiGiulio, John Hammerstein, Brett Law, Tom Lukawski, John Paci, Nathan Rabideau, Chris Roll, Ghaton Ross, James Simpson, IND; Jeffrey Andrews, Matt Eyde, Jason Olejniczak, IOWA; Marc Burkholder, Todd Collins, Zack Freedman, Remy Hamilton, Marc Milia, Chris Stapleton, MICH; Mill Coleman, Peter Drzal, Rob Frederickson, Brian Mosallam, Chris Salani, Steve Wasyk, MSU; Michael Chalberg, Justin Conzemius, Omar Douglas, Chris Fowlkes, Peter Hiestand, Todd Jesewitz, Ben Langford, Jeff Rosga, Craig Sauer, Mark Tangen, Lance Wolkow, MINN; David Beasley, Justin Chabot, Darren Drexler, Brian Leahy, Ryan Padgett, Sam Valenzisa, NU; James Borchers, Luke Fickell, Joseph Galloway, Bobby Hoying, Joshua Jackson, Darrell Jones, Dennis Maag, Bret Powers, OSU; Eric Clair, Craig Fayak, Carl Gray, Jeff Hartings, Clint Holes, Rob Holmberg, Pete Marczyk, Tony Pittman, Wally Richardson, PSU; Ben Metzger, PUR; Jason Maniecki, Matthew Nyquest, Joe Rudolph, Sam Veit, WIS.

1994

Jim Klein, Brett Larsen, Steve Steinhaus, ILL; George Batalis, Brian Bruner, Jim DiGiulio, Brady Dorn, John Hammerstein, Richard Kearney, Brett Law, Stephen Lee, Thomas Lukawski, John Paci, James Seib, Aaron Warnecke, IND; Eric Hilgenberg, Josh McKillip, Jeff Westhoff, IOWA; Todd Collins, John Partchenko, Chad Petterson, Jay Riemersma, Jon Ritchie, MICH; Mill Coleman, Peter Drzal, Anthony Folino, MSU; Mike Chalberg, Justin Conzemius, Chris Fowlkes, Luke Glieme, Peter Hiestand, Todd Jesewitz, Ben Langford, Tony Levine, Dan LiSanti, Craig Sauer, Cory Sauter, Chris Smith, MINN; David Beazley, Mike Giometti, Ryan Padgett, Sam Valenzisa, NU; Greg Bellisari, Luke Fickell, Joey Galloway, Bob Houser, Bob Hoying, Tom Hoying, Josh Jackson, D.J. Jones, Dennis Maag, Shawn Springs, Brian Stoughton, Mike Vrabel, OSU; Aaron Collins, Carl Gray, Paul Greeley, Jeff Hartings, Peter Marzyck, Tony Pittman, Wally Richardson, PSU; Jon Blackman, Mark Fischer, Ben Metzger, Steve Powell, Greg Smith, Bill Wleklinski, PUR; Chad Cascadden, Bryan Jurewicz, Jason Maniecki, Matt Nyquist, Joe Rudolph, Sam Veit, WIS.

1995

Brett Larsen, Ryan Moore, Steve Willis, ILL; Khalfani Banks, George Batalis, Kevin Glaser, John Hammerstein, Geoffrey Howard, Richard Kearney, Daniel Kobi, Stephen Lee, Thomas Lukawski, James Seib, Aaron Warnecke, IND; Trevor Bollers, Michael Burger, Aaron Granquist, Kory Hauser, Eric Hilgenberg, Matt Hughes, Aaron Klein, Matt Reischl, Todd Romano, Derek Rose, Ted Serama, Jeff Westhoff, John Wilder, Chris Zdzienicki, IOWA; Brian Griese, Remy Hamilton, Michael Hynes, Sean Parini, John Partchenko, Paul Peristeris, Jay Riemersma, MICH; Matt Beard, Garrett Gould, Dave Kehr, Brian Mosallam, Dave Mudge, Chris Salani, MSU; Mike Chalberg, Justin Conzemius, Troy Duerr, Chris Fowlkes, Peter Hiestand, Todd Jesewitz, Rob Jones, Tony Levine, Antoine Richard, Craig Sauer, Cory Sauter, Jim Tallman, Dave Watson, Parc Williams, Scott Williams, MINN; Mike Giometti, Ryan Padgett, Chris Rooney, Nate Strikwerda, Sam Valenzisa, NU; Dave Becker, Greg Bellisari, Brooks Burris, Luke Fickell, Brian Heinen, Bob Houser, Bobby Hoying, Tom Hoying, Josh Jackson, D.J. Jones, Jerry Rudzinski, Brian Stoughton, OSU; Michael Carroll, Jeffrey Davis, Carl Gray, Jeff Hartings, Peter Marzyck, Wally Richardson, Robert Stephenson, PSU; Jon Blackman, Mark Fischer, Greg Smith, Bill Wleklinski, PUR; Bryan Jurewicz, Jason Maniecki, Matthew Nyquist, Michael Rader, Ryan Sondrup, WIS.

1996

Ivan Benson, John Conroy, Joe Gattton, Mike Gusich, Joe Lauzen, Ryan Moore, Nolan Nawrocki, Ryan Schau, Tom Schau, ILL; Khalfani Banks, George Batalis, Joey Eloms, Kevin Glaser, Stephen Lee, Vince Lidy, Tom Lukawski, Robert Parrish, James Seib, Aaron Warnecke, IND; Trevor Bollers, Michael Burger, Bill Ennis-Inge, Aaron Granquist, Matt Hughes, Aron Klein, Matt Reischl, Derek Rose, Ted Serama, Rob Thein, IOWA; Brian Griese, Remy Hamilton, Mike Hynes, John Partchenko, Paul Peristeris, Rob Renes, MICH; Matt Beard, Garrett Gould, Brian Mosallam, Dave Mudge, Gus Ornstein, MSU; Luke Braaten, James Elizondo, Pat Hau, Rob Jones, Derek Rackley, Fred Rodgers, Cory Sauter, Jim Tallman, Parc Williams, Sperton Wynn III, MINN; Dave Beazley, Paul Burton, Darren Drexler, Barry Gardner, Kyle Sanders, Matt Stewart, Nathan Strikwerda, NU; Greg Bellisari, Luke Fickell, Bob Houser, Tom Hoying, Josh Jackson, D.J. Jones, Matt LaVrar, Ahmed Plummer, Jerry Rudzinski, Andy Stamp, Mike Vrabel, Steve Wisniewski, OSU; Michael Carroll, Aaron Collins, David Fleischhauer, Peter Marczyk, Jeff Nixon, Brandon Parmer, Wally Richardson, Rich Stankewicz, Bob Stephenson, PSU; Mark Fischer, Noble Jones, Brandon Kaser, Chad Manning, Kirk Olivadotti, PUR; Trent Gross, Bryan Jurewicz, Chris McIntosh, Mike Rader, Tim Rosga, Eric Skrzyrchak, WIS.

1997

Ivan Benson, Ryan Craig, Matt Cushing, Joe Gattton, Andy Greenlee, Mike Gusich, Robert Holcombe, Ryan Schau, Tom Schau, Fred Wakefield, ILL; Khalfani Banks, Kevin Glaser, Daniel Kobi, Chris Lee, Vince Lidy, Robert Parrish, Matt Snyder, Aaron Warnecke, IND; Trevor Bollers, Michael Burger, Matthew Hughes, Aron Klein, Matthew Reischl, Derek Rose, Rob Thein, IOWA; Tom Brady, David Brandt, David Crispin, Brian Griese, Jeff Holtry, Jon Jansen, Rob Renes, Andy Sechler, Eric Warner, MICH; Garrett Gould, Dave Mudge, MSU; Luke Braaten, Jason Hagman, Erin McManus, Brad Prigge, Derek Rackley, Cory Sauter, Theron VonBehren, Parc Williams, MINN; Mark Broxterman, Joshua Bynum, Corbett Elsen, Matthew Fordenwalt, Barry Gardner, Tyler Garner, Joshua Kolar, James McCaffrey, Jason Ross, Kyle Sanders, Wynn Silberman, Nathan Strikwerda, Jeff Swenson, NU; David Boston, Chad Cacchio, Steve Gehlert, Mike Gurr, Kevin Houser, Tom Hoying, Matt LaVrar, Kurt Murphy, Ahmed Plummer, Jerry Rudzinski, Andy Stamp, Darik Warnke, Steve Wisniewski, OSU; Courtney Brown, Brian Brozeski, Aaron Collins, Jason Collins, Wesley Dahlem, Joseph Dawkins, Travis Forney, Aaron Gatten, Anthony King, Justin Kurpeikis, Philip Ostrowski, Brandon Parmer, Matthew Rhule, Richard Stankewicz, Robert Stephenson, PSU; Brent Botts, Mark Fischer, Brandon Gorin, Noble Jones, Brandon Kaser, Matt Ludwig, Chad Manning, Warren Moore, Todd Stelma, Robert Tolbert, PUR; Mark Davis, Chris Ghidorzi, Chris Janek, Ben McCormick, Sam Mueller, Chris Paulik, Robert Roell, Eric Skrzyrchak, Ryan Sondrup, Donnel Thompson, WIS.

1998

Ivan Benson, Mike Gusich, Nathan Hodel, Nolan Nawrocki, Nick Piazza, Ryan Schau, Tom Schau, Bryan Shepard, Fred Wakefield, Josh Whitman, ILL; Vince Lidy, Robert Parrish, Justin Smith, Matt Snyder, IND; John Bickford, Michael Burger, Michael Dolezal, Ryan Hansen, Matthew Hughes, Kevin Kasper, Aron Klein, Kyle McCann, Roger Meyer Jr., Matthew Reischl, Derek Rose, Thad Sheldon, Joe Slattery, Matt Stockdale, Rob Thein, IOWA; Adam Adkins, Thomas Brady, Juaquin Feazell, Jake Frysinger, Jon Jansen, Rob Renes, Eric Rosel, Andy Sechler, Shawn Thompson, MICH; Garrett Gould, Lorenzo Guess, Shaun Mason, Brad Rainko, David Schaefer, MSU; Matt Anderle, Luke Braaten, Jason Hagman, Justin Hall, Brad Prigge, Derek Rackley, Ryan Roth, Zach Vevea, Jim Wilkinson, Parc Williams, MINN; Mark Broxterman, Matt Fordenwalt, Barry Gardner, Ty Garner, Brian Gowins, Gavin Hoffman, Pete Konopka, James McCaffrey, Mark Perry, Kyle Sanders, Wynn Silberman, NU; Brooks Burris, Chad Cacchio, Mike Gurr, Kevin Houser, Matt LaVrar, David Mitchell, Kurt Murphy, Jason Ott, Ahmed Plummer, Jerry Rudzinski, Darik Warnke, Steve Wisniewski, OSU; Brian Brozeski, Mike Buzin, Jordan Caruso, Joe Dawkins, Travis Forney, Aaron Gatten, Joe Hartings, Anthony King, Chad Kroell, Justin Kurpeikis, David McHenry, Brandon Parmer, Greg Ransom, Jon Sandusky, Rich Stankewicz, PSU; Adrian Beasley, Drew Brees, Aaron Bunter, Chris Clopton, David Cohen, Noble Jones, Ray Lee, Robert Tolbert, PUR; Jason Eck, Chris Ghidorzi, Roger Knight, Dan Lisowski, Sam Mueller, Rob Roell, Mark Tauscher, WIS.

1999

David Diehl, Steve Fitts, Nathan Hodel, Brett Kautter, Kurt Kittner, Jay Kulaga, Tony Pashos, Nick Piazza, Seth Tesdall, Fred Wakefield, Josh Whitman, ILL; Trevor Abbs, Stephen Baxter, Donald Buck, Tim Capen, Enoch DeMar, Jerry Dotson, Greg Jensen, Vince Lidy, Pat Mallory, Shane Moat, Kemp Rasmussen, Jeff Robinson, Justin Smith, Matt Snyder, Brett Taylor, IND; John Bickford, A.J. Blazek, Jay Dittman, Mike Dolezal, Ryan Hansen, Aaron Kampman, Kevin Kasper, Roger Meyer, Thad Sheldon, Joe Slattery, Matt Stockdale, Rob Thein, IOWA; Thomas Brady, Deitan Dubuc, Hayden Epstein, Jacob Frysinger, Drew Henson, Matt Johnson, Jason Kapsner, Brandon Kornblue, Patrick Kratus, Rob Renes, Eric Rosel, Andy Sechler, MICH; Shaun Mason, Brad Rainko, Josh Thornhill, MSU; Akeem Akinwale, Luke Braaten, Jack Brewer, Derek Burns, Mike Cernoch, Preston Gruening, Justin Hall, Ron Johnson, Astein Osei, Brad Prigge, Derek Rackley, David Sykora, Zach Vevea, MINN; Jeff Baer, J. Quentin Brown, Pete Chapman, Corbett Elsen, Pete Knopka, Wayne Lucier, Mark Perry, Kyle Sanders, Billy Silva, NU; Chad Cacchio, Mike Gurr, Kevin Houser, Matt LaVrar, David Mitchell, Kurt Murphy, Donnie Nickey, Jason Ott, Ahmed Plummer, Tyson Walter, Steve Wisniewski, OSU; Anthony Adams, Brian Brozeski, Jordan Caruso, Eric Cole, Shamar Finney, David Fleischauer, Travis Forney, Aaron Gatten, Michael Haynes, Anthony King, Chad Kroell, Jon Sandusky, Matt Schmitt, Rich Stankewicz, Andrew Stewart, Gabe Tincher, PSU; Drew Brees, Aaron Bunter, Chris Clopton, Travis Dorsch, Ray Lee, Pete Lougheed, Gene Mruczkowski, Ben Smith, Robert Tobert, PUR; Joey Boese, David Braun, Wendell Bryant, Chris Ghidorzi, Chad Kuhns, Sam Mueller, Dague Retzlaff, Rob Roell, Jason Schick, Mark Tauscher, WIS.

ALL-TIME ACADEMIC ALL-BIG TEN

2000

Kenny Boyle, David Diehl, Nathan Hodel, Brett Kautter, Jay Kulaga, Eric McGoey, B.J. Ogata, Tony Pashos, Nick Piazza, J.J. Tubbs, Fred Wakefield, Josh Whitman, ILL; Trevor Abbs, Adam Braucher, Tim Capen, Enoch DeMar, Brett Gaudin, Joseph Gonzalez, Gibran Hamdan, Gregory Jensen, Matt Mason, Matthew Moat, Kemp Rasmussen, Justin Smith, Brett Taylor, IND; Ryan Barton, A.J. Blazek, Jared Clauss, Mike Dolezal, Ryan Hansen, Aaron Kampman, Kevin Kasper, Shawn Koranda, Andrew Lightfoot, Roger Meyer, Bruce Nelson, Matthew Stockdale, Peter Traynor, IOWA; Deitan Dubuc, Robert Fraumann, Andrew Mignery, David Pearson, Gary Rose, Eric Rosel, Gerald Sechler, Joseph Sgroi, John Spytek, MICH; Matt Dawes, Tony Grant, Shaun Mason, Kyle Rasmussen, David Schaefer, Joe Tate, Josh Thornhill, MSU; Akeem Akinwale, Michael Albert, Derek Burns, Mike Cernoch, Preston Gruening, Ben Hamilton, Dan Kwapinski, Astein Osei, Zachary Vevea, Eli Ward, Blake Zochert, MINN; Vincent Cartaya, Peter Chapman, David Farman, Jack Harnedy, Ben Kennedy, Austin King, Pete Konopka, Rashad Morton, Billy Silva, Sean Wieber, NU; Arthur Allen, Chad Cacchio, Andy Groom, Mike Gurr, Ben Hartsock, Jesse Kline, Jim Kortovich, Craig Krenzel, Scott Kuhnhein, E. David Mitchell, Jason Ott, Fred Pagac, Tyson Walter, OSU; Michael Blosser, Brian Brozeski, Gino Capone, Jordan Caruso, Steve Delich, Aaron Gatten, Joe Hartings, Joe Iorio, Russell Manney, Rod Perry, Matt Schmitt, Brandon Steele, Ricky Upton, Casey Williams, PSU; Drew Brees, Chris Clopton, Travis Dorsch, Landon Johnson, Josh Kirkpatrick, Pete Loughheed, Seth Morales, Gene Mruczkowski, John Shelbourne, Ben Smith, Craig Terrill, PUR; Joey Boese, Bret Burlingame, Lee Evans, Joshua Hunt, Jason Jowers, Chad Kuhns, Jeffery Mack, Ryan Marks, Dague Retzlaff, Jason Schick, WIS.

2001

David Diehl, Brett Kautter, Mark Kornfeld, Eric McGoey, Tony Pashos, Nick Piazza, JJ Tubbs, ILL; Trevor Abbs, Christopher Bayh, Adam Braucher, Enoch De Mar, Brett Gaudin, Joseph Gonzalez, Aaron Halterman, Christopher Jahnke, Gregory Jenson, Willie Northern, Kemp Rasmussen, Michael Wilson, IND; Jeremy Allen, Tony Burrier, Jared Clauss, Sean Considine, Mike Dolezal, Robert Gallery, Erik Jensen, Nate Kaeding, Aaron Kampman, Andy Lightfoot, Kyle McCann, R.J. Meyer, Bruce Nelson, Matt Stockdale, IOWA; Deitan Dubuc, Hayden Epstein, Jake Frysinger, Dave Pearson, Gary Rose, Eric Rosel, Shawn Thompson, MICH; Richard Bryce, Brian Burns, Matthew Dawes, Anthony Grant, Kyle Rasmussen, David Schaefer, Joe Tate, Josh Thornhill, MSU; Akeem Akinwale, Jack Brewer, Derek Burns, Damien Cannaday, Jason Green, Preston Gruening, Dan Kwapinski, Andrew Merrill, Astein Osei, Peter Prudden, Dominique Sims, Zach Vevea, Ben West, MINN; Raymond Bogenrief, Vincent Cartaya, Peter Chapman, David Farman, Thomas Fluegge, Benjamin Kennedy, Austin King, Peter Konopka, Zachary Kustok, Jeffrey Roehl, William Silva, Michael Souza, Anthony Stauss, Sean Wieber, Jason Wright, NU; Andy Groom, Ben Hartsock, Harlen Jacobs, Mike Jacobs, Jesse Kline, Jim Kortovich, Craig Krenzel, Fred Pagac, Tyson Walter, OSU; Michael Blosser, Gino Capone, David Costlow, Aric Glass, Chris Glass, Joe Hartings, Tom Humphrey, Joe Iorio, Paul Jefferson, Mike Lukac, Zack Mills, Andrew Ryland, Matthew Schmitt, Casey Williams, Thomas Williams, PSU; Travis Dorsch, Brandon Hance, Landon Johnson, Scott Kurz, Peter Loughheed, Tyler Moore, Seth Morales, Gene Mruczkowski, Patrick Schaub, John Shelbourne, Ben Smith, John Standeford, PUR; Joey Boese, David Braun, Erasmus James, Chad Kuhns, Russ Kuhns, Jeff Mack, Jason Schick, WIS.

2002

Kenny Boyle, Brett Boyter, Brian Brosnan, David Diehl, Mike Gomez, Brett Kautter, Ryan Matha, Eric McGoey, Tony Pashos, J.J. Tubbs, ILL; Adam Braucher, Brett Gaudin, Joseph Gonzalez, Aaron Halterman, Kevin Kruse, William Lumpkin, Yamar Washington, IND; Tony Burrier, Jared Clauss, Sean Considine, Adam Densmore, Robert Gallery, Erik Jensen, Nate Kaeding, Will Lack, Andy Lightfoot, John Mickelson, John Morscheiser, Bruce Nelson, Pete Traynor, IOWA; Philip Brabbs, Joe Denay, Deitan Dubuc, Adam Finley, Andy Mignery, Troy Nienberg, Dave Pearson, Joey Sarantos, Joe Sgroi, John Spytek, MICH; Michael Bazemore, Richard Bryce, Paul Harker, Matt Hasbrook, Chris Morris, Gordon Niebylski, Kyle Rasmussen, Chad Simon, Greg Yeaster, MSU; Jeremiah Carter, Junior Eugene, Preston Gruening, Justin Isom, Benjamin Kamrath, Dan Kwapinski, Mark Losli, Daniel Nystrom, Peter Prudden, Lance Sannes, Dominique Simms, MINN; Jeff Backes, Ray Bogenrief, Vincent Cartaya, Luis Castillo, Braden Jones, Austin King, Dominique Price, Jeff Roehl, Tony Stauss, Eric VanderHorst, Jason Wright, NU; David Andrews, Jason Caldwell, John Conroy, Christopher Conwell, Ryan Cook, Bryce Culver, Dustin Fox, Simon Fraser, Stephan Graef, Andrew Groom, Maurice Hall, Benjamin Hartsock, Joshua Huston, Craig Krenzel, John McLaughlin, Jeremy Miller, Steven Moore, Mike Nugent, Adam Olds, James Otis, Frederick Pagac, Brandon Schnittker, Jack Tucker, Kyle Turano, Bryan Weaver, Stephan Winner, Michael Young, OSU; Gino Capone, David Costlow, Paul Cronin, Christopher Ganter, Andrew Guman, Joseph Iorio, Paul Jefferson, Michael Lukac, Jonathan Nabavi, Jesse Neumyer, Terrence Phillips, Michael Robinson, Andrew Ryland, Matthew Schmitt, Scott Shirley, Gio Vendemia, Casey Williams, PSU; Nick Hardwick, Brent Hawkins, Landon Johnson, Aaron Levin, Pete Loughheed, Max Miller, Tyler Moore, Seth Morales, Gene Mruczkowski, Jarod Ramirez, Patrick Schaub, John Shelbourne, John Standeford, Matt Turner, PUR; Matt Bernstein, Chris Catalano, Owen Daniels, Jim Leonhard, Mike Lorenz, Ryan Simmons, Scott Starks, Jonathan Welsh, WIS.

2003

Brad Haywood, Bryan Koch, Mark Kornfeld, Eric McGoey, Scott Moss, J.J. Tubbs, John Young, ILL; Joseph Gonzalez, Troy Grosfield, Aaron Halterman, Ty Henderson, William Lumpkin, Graeme McFarland, Matthew O'Neal, Russ Richardson, Christopher Voltattorni, IND; Kody Asmus, Nathan Chandler, Jared Clauss, Sean Considine, Brian Ferentz, Robert Gallery, Jacob Gancarczyk, Erik Jensen, Nate Kaeding, Ryan Majerus, Matt Melloy, Tom Revak, IOWA; Jason Avant, Adam Finley, James Fisher, Brian Lafer, Andy Mignery, Troy Nienberg, Dave Pearson, Luke Perl, Carl Tabb, Jeremy Van Alstyne, Charles Young III, MICH; Kyle Brown, Brandon Fields, Paul Harker, Mitch Herrema, Chris Morris, Gordon Niebylski, Kyle Rasmussen, Chad Simon, Drew Stanton, Greg Yeaster, MSU; Greg Eslinger, Chris Holden, Justin Isom, Benji Kamrath, Dan Kwapinski, Jason Lamers, Mark Losli, Patrick McCarthy, Jarod Posthumus, Peter Prudden, Dominique Sims, Matt Spaeth, Eric Stenzel, Tyson Swaggert, MINN; Jeff Backes, Donnie Baskin, Ray Bogenrief, Luis Castillo, Bryan Heinz, Braden Jones, Dominique Price, Doug Szymul, Jason Wright, NU; Bryce Culver, Michael DeMaria, Dustin Fox, Simon Fraser, Stephan Graef, Maurice Hall, Roy Hall, Benjamin Hartsock, Craig Krenzel, Nicholas Mangold, Brandon Mitchell, Steven Moore, Adam Olds, James Otis, Frederick Pagac, Joel Penton, Quinn Pitcock, Nate Salley, Brandon Schnittker, Troy Smith, Stanley White, OSU; Gino Capone, David Costlow, Paul Cronin, Chris Ganter, Andrew Guman, Mike Lukac, Michael Pawlikowski, Michael Robinson, Andrew Ryland, Adam Senk, Scott Shirley, Giovanni Vendemia, Casey Williams, PSU; Charles Davis, Jon Goldsberry, Nick Hardwick, Landon Johnson, Aaron Levin, Brian Mattaway, Tyler Moore, Andy Nelson, Mike Otto, Patrick Schaub, Stuart Schweigert, John Standeford, Taylor Stubblefield, Matt Turner, PUR; Nick Cochart, Matt Gajda, Jim Leonhard, Alex Lewis, Mike Lorenz, Joe Monty, Jason Palermo, Jason Pociask, Levonne Rowan, Scott Starks, Joe Stellmacher, John Stocco, Jake Wood, Mark Zalewski, WIS.

ALL-TIME ACADEMIC ALL-BIG TEN

2004

Jon Beutjer, Arthur Boyd, Mark Kornfeld, Jordan Kruger, Scott Moss, Josh Norris, J.J. Simmons, ILL; Tyler Altman, Lance Bennett, Adam Braucher, Mike Doyle, Paul Haan, Aaron Halterman, Ty Henderson, Adam Hines, Herana-Daze Jones, Will Lumpkin, Will Meyers, Matt O'Neal, Russ Richardson, Chris Rudanovic, Josiah Sears, Alex Stscherban, Yamar Washington, IND; Kody Asmus, Chris Barkema, Sean Considine, Mike Elgin, Michael Humpal, Mike Klinkenborg, Ryan Majerus, Matt Melloy, Alex Willcox, IOWA; Jason Avant, Adam Finley, James Fisher, Ross Mann, Troy Nienberg, Clayton Richard, Carl Tabb, Jeremy Van Alstyne, MICH; Kiel Beltinck, Kyle Brown, Pete Clifford, Cole Corey, Brian Davies, Brandon Fields, Mike Gyetvai, Chris Morris, Gordon Niebylski, Chad Simon, Eric Smith, Drew Stanton, Kaleb Thornhill, MSU; Tony Brinkhaus, Greg Eslinger, Jason Lamers, Mark Losli, Pat McCarthy, Logan Payne, Jarod Posthumus, John Shevlin, Dominique Sims, Matt Spaeth, Tyson Swaggert, MINN; Jeff Backes, Scott Brownley, Luis Castillo, Bryan Heinz, Joel Howells, Ryan Pederson, Dominique Price, Frederic Tarver, Eric VanderHorst, NU; Jason Caldwell, Robert Coleman, Douglas Datish, Michael DeMaria, Dustin Fox, Simon Fraser, Anthony Gonzalez, Maurice Hall, Roy Hall, Derek Harden, Curt Lukens, Nicholas Mangold, John McLaughlin, Brandon Mitchell, Andrew Norman, Joel Penton, Nate Salley, Brandon Schnittker, Antonio Smith, Stanley White, Stephen Winner, Justin Zwick, OSU; Michael Baird, Chris Ganter, Jason Ganter, Andrew Guman, Paul Jefferson, Andrew Kubic, Nick Marmo, Nolan McCready, Zack Mills, Brendan Perretta, Paul Posluszny, Michael Robinson, Adam Senk, Tim Shaw, Gio Vendemia, Brent Wise, J.R. Zwierzynski, PSU; Charles Davis, Aaron Levin, Brian Mattaway, Tyler Moore, Matt Turner, Grant Walker, PUR; Ken DeBauche, John Gillen, Paul Joran, Jim Leonhard, Mike Lorenz, Jason Pociask, Joe Stellmacher, Ben Strickland, Joe Thomas, Jake Wood, WIS.

2005

Arthur Boyd III, Brian Brosnan, Brian Grzelakowski, J Leman, Ryan McDonald, Walter Mendenhall, Scott Moss, Josh Norris, Martin O'Donnell, Jason Reda, JJ Simmons, ILL; Tyson Beattie, Lance Bennett, Paul Haan, Adam Hines, Will Lumpkin, Eric McClurg, Graeme McFarland, Will Meyers, Casey Nowinski, Patrick Oldham, John Pannoza, Russ Richardson, Chris Rudanovic, Josiah Sears, Austin Starr, Kyle Thomas, Kevin Trulock, Yamar Washington, IND; CJ Barkema, Andrew Becker, Bret Chinander, Michael Elgin, Andrew Fenstermaker, Michael Humpal, Michael Klinkenborg, Matt Kroul, Ryan Majerus, Matt Melloy, Daniel Olszta, Cy Phillips, Adam Shada, Kevin Sherlock, Paul Wilson, IOWA; Jason Avant, James Bloomsburgh, Alijah Bradley, Doug Dutch, Tyler Ecker, Matt Gutierrez, Will Johnson, Craig Moore, Ross Ryan, Paul Sarantos, David Schoonover, Mark Spencer, Charles Stewart, Carl Tabb, Jeremy Van Alstyne, MICH; Kiel Beltinck, Todd Boleski, Kyle Brown, Brian Bury, Pete Clifford, Cole Corey, Deon Curry, Tom Dance, Brandon Fields, Brett Kahn, Justin Kershaw, Travis Key, Chris Morris, Jelani Nantambu, Gordon Niebylski, Eric Smith, Drew Stanton, Kaleb Thornhill, MSU; Anthony Brinkhaus, Patrick Cheney, Greg Eslinger, Jeremy Faue, Jason Lamers, Mark Losli, Patrick McCarthy, Robert McGarry, Todd Meisel, Tony Mortenson, Mark Mullaney, Logan Payne, Jarod Posthumus, John Shevlin, Steve Shidell, Matt Spaeth, Tyson Swaggert, MINN; C.J. Bacher, Brett Basanez, Vince Clarke, Joel Howells, Rejaie Johnson, Ryan Pederson, Nick Roach, Ben Rothrauff, Frederic Tarver, NU; Alex Barrow, Doug Datish, Marcus Freeman, Ted Ginn Jr., Anthony Gonzalez, Roy Hall, Derek Harden, Dionte Johnson, Curt Lukens, Nick Mangold, Drew Norman, Nick Patterson, Joel Penton, Steve Rehring, Brandon Schnittker, Jon Skinner, Antonio Smith, Stan White Jr., OSU; Gerald Cadogan, Joseph Cianciolo, Daniel Corrado, Joshua Gaines, Jason Ganter, Andrew Kubic, Nolan McCready, Michael Pawlikowski, Paul Posluszny, Curtis Reese, Michael Robinson, John Royse, Tyrell Sales, Timothy Shaw, Adam Senk, Patrick Weber, Brent Wise, Jeremy Zwierzynski, PSU; Ryan Baker, Dan Bick, Charles Davis, Jermaine Guynn, Pat Kohtz, John Lampert, Chase Lecklider, Ryan Mattaway, Lance Melvin, Mike Otto, Nick Raben, Matt Turner, PUR; Jason Chapman, Andy Crooks, Casey Hogan, Paul Joran, Allen Langford, Joel Nellis, Mike Newkirk, Jason Pociask, Ben Strickland, Luke Swan, Joe Thomas, WIS.

2006

Jim LaBonte, J Leman, Ryan McDonald, Rashard Mendenhall, Walter Mendenhall, Martin O'Donnell, Doug Pilcher, ILL; Scott Anderson, Tyson Beattie, Lance Bennett, Paul Haan, Jammie Kirlaw, Joe Kleinsmith, Eric McClurg, Graeme McFarland, Will Meyers, Casey Nowinski, Matt O'Neal, Patrick Oldham, Drew Robbins, Josiah Sears, Austin Starr, IND; Mike Elgin, Andrew Fenstermaker, Mike Humpal, Mike Klinkenborg, Matt Kroul, Ryan Majerus, Daniel Olszta, Adam Shada, IOWA; Alijah Bradley, Tyler Ecker, Will Johnson, Jeff Kastl, Chris McLaurin, Zoltan Mesko, Max Pollock, Ross Ryan, Carl Tabb, Jeremy Van Alstyne, MICH; Kiel Beltinck, Todd Boleski, Brian Bury, Tom Dance, Adam Decker, Brandon Fields, Andrew Hawken, Brett Kahn, Travis Key, Cole Malatinsky, John Masters, Jelani Nantambu, Drew Stanton, Kaleb Thornhill, John Van Dam, Blair White, MSU; Tony Brinkhaus, Bradley Bultman, John Carlson, Patrick Cheney, Steve Davis, Eric Decker, Jeremy Faue, Brody Grandas, John Jakel, Robert McGarry, Todd Meisel, Steve Moore, Logan Payne, Ryan Ruckdashel, John Shevlin, Steve Shidell, Jack Simmons, Matt Spaeth, Tyson Swaggert, MINN; Frayne Abernathy, C.J. Bacher, Andrew Brewer, Phil Brunner, Mike Dinard, Adam Hahn, Bryan Heinz, Shaun Herbert, Joel Howells, Ryan Keenan, Slade Larscheid, Eric Peterman, Nick Roach, Ben Rothrauff, Desmond Taylor, Mark Woodsum, NU; Alexander Barrow, Kirk Barton, James Cordle, Douglas Datish, Todd Denlinger, Marcus Freeman, Anthony Gonzalez, Larry Grant, Roy Hall, Derek Harden, Brian Hartline, Dionte Johnson, James Laurinaitis, Dimitrios Makridis, Brandon Mitchell, Drew Norman, Joel Penton, Ryan Pretorius, Brian Robiskie, Jon Skinner, Antonio Smith, Austin Spittler, Stanley White, OSU; Gerald Cadogan, Joseph Cianciolo, Paul Cianciolo, Jason Ganter, Joshua Hull, Kevin Kelly, Justin King, Andrew Kubic, Lee Kuzemchak, Sean Lee, Nolan McCready, Jordan Norwood, Paul Posluszny, Mark Rubin, Tyrell Sales, Timothy Shaw, Kevin Suhey, Patrick Weber, PSU; Jared Armstrong, Ryan Baker, Paul Dubler, Jermaine Guynn, Andy Huffman, Pat Kohtz, John Lampert, Aaron Lane, Chase Lecklider, Garret Miller, Mike Otto, Nick Raben, Jake Standeford, Casey Welch, Jared Zwilling, PUR; Josh Baits, Matt Brown, Andy Crooks, Elijah Hodge, Jeff Holzbauer, Paul Joran, Andy Kemp, Derek Konkol, DeAndre Levy, Sean Lewis, Ben Strickland, Luke Swan, Joe Thomas, Eric Vanden Heuvel, WIS.

2007

Jon Asamoah, Antonio James, J Leman, Ryan McDonald, Rashard Mendenhall, Martin O'Donnell, Doug Pilcher, Anthony Santella, Marques Wilkins, ILL; Trea Burgess, Ben Chappell, Bruce Hampton, Jammie Kirlaw, Joe Kleinsmith, Brad Martin, Alex Perry, Pete Saxon, Josiah Sears, Austin Starr, Kevin Trulock, Brian Zematiz, IND; Rob Bruggeman, AJ Edds, Bryon Gattas, Brett Greenwood, Mike Humpal, Mike Klinkenborg, Matt Kroul, Bryan Mattison, Gavin McGrath, Brett Morse, Jayme Murphy, Daniel Murray, Anton Narinskiy, Daniel Olszta, Mike Sabers, Adam Shada, Jeff Tarpinian, Julian Vanderveelde, IOWA; Jonathan Conover, Will Johnson, Adam Kraus, Jake Long, Chris McLaurin, Zoltan Mesko, Mark Moundros, Tim North, Austin Panter, Max Pollock, MICH; Ryan Allison, Todd Boleski, Andrew Hawken, Travis Key, John Masters, Jon Misch, Kaleb Thornhill, Blair White, MSU; Tony Brinkhaus, Garrett Brown, RJ Buckner, DJ Burris, Steve Davis, Eric Decker, Mike Frankberg, John Jakel, Robert McGarry, Todd Meisel, Barrett Moen, Joel Monroe, Steve Moore, Tony Mortenson, Damola Ogundipe, Derrick Onwuachi, Troy Reilly, Marcus Sherels, John Shevlin, Steve Shidell, Jack Simmons, Matt Stommes, Jeff Tow-Arnett, Adam Weber, MINN; C.J. Bacher, Phil Brunner, Corbin Bryant, Kyle Daley, Stefan Demos, Mike Dinard, Dan Dixon, Tim Downing, Adam Hahn, Adam Kadela, Keegan Kennedy, Kurt Mattes, Brendan Mitchell, Eric Peterman, Brad Phillips, Ben Rothrauff, Desmond Taylor, Mark Woodsum, NU; Kirk Barton, Bryant Browning, Jim Cordle, Brett Daly, Todd Denlinger, Dan Dye, Marcus Freeman, Larry Grant, Jackson Haas, Brian Hartline, Ross Homan, Dionte Johnson, Dexter Larimore, James Laurinaitis, David Lisko, Ryan Lukens, Dimitrios Makridis, Ryan Pretorius, Brian Robiskie, Jon Skinner, Austin Spittler, Chris Wells, Tyler Whaley, Marcus Williams, OSU; Jeremy Boone, Brett Brackett, Gerald Cadogan, Jason Ganter, Joseph Hughes, Joshua Hull, Kevin Kelly, Justin King, Dennis Landolt, Daniel Lawlor, Sean Lee, Jordan Lyons, Christopher Mauriello, Ross Muir, Jordan Norwood, Mark Rubin, Kevin Suhey, Joseph Toriello, Patrick Weber, PSU; Kyle Adams, Jared Armstrong, Ryan Baker, Dan Bick, Joey Elliott, Jermaine Guynn, Andy Huffman, Aaron Lane, Garret Miller, Zach Smith, Jake Standeford, Chris Summers, Neal Tull, Jason Werner, PUR; Jake Bscherer, Gabe Carimi, Andy Crooks, Kirk DeCremer, Allan Evridge, Ryan Flasch, Xavier Harris, Will Hartmann, Casey Hogan, Tyler Holland, Andy Kemp, Ben Landgraf, Sean Lewis, Bill Nagy, Chris Pressley, Ben Strickland, Luke Swan, Mickey Turner, Jay Valai, WIS.

ALL-TIME ACADEMIC ALL-AMERICANS

FIRST-TEAM ACADEMIC ALL-AMERICANS

- 1952 Bob Lenzini, ILL.; Bill Fenton, IOWA; Dick Balzhiser, MICH; John Wilson, MSU*; John Borton, OSU; Bob Kennedy, WIS.
1953 Bill Fenton, IOWA; Don Dohoney, MSU, Alan Ameche, WIS.
1954 Dick Hilinski, OSU; Alan Ameche, WIS.
1955 Jim Orwig, MICH; Buck Nystrom, MSU.
1956 Bob Hobert, MINN; Al Viola, NU; Len Dawson, PUR.
1957 Jim Orwig, MICH; Blanche Martin, MSU.
1958 Andy Cvercko, NU; Bob White, OSU; John Hobbs, WIS.
1959 Dale Hackbart, WIS.
1960 Frank Brixius, MINN; Jerry Beabout, PUR.
1961 Larry Onesti, NU; Tom Perdue, OSU.
1962 Paul Flatley, NU; Pat Richter, WIS.
1963 George Burman, NU; Ken Bowman, WIS.
1964 Jim Grabowski, ILL; Bob Timberlake, MICH.
1965 Jim Grabowski, ILL; Don Bierowicz, Don Japinga, MSU; Bill Ridder, OSU; Joe Bellas, John Runnels, PSU*; Sal Ciampi, PUR.
1966 John Wright, ILL; Dave Fisher, Dick Vidmer, MICH; Pat Gallinagh, MSU; Dave Foley, OSU; John Runnels, PSU*.
1967 Harry Gonso, IND; Rich Buzin, PSU*; Jim Beirne, Lance Olssen, PUR.
1968 Al Brenner, MSU; Bob Stein, MINN; Dave Foley, Mark Steir, OSU; Tim Foley, PUR.
1969 Jim Mandich, MICH; Rich Saul, Ron Saul, MSU; Bill Urbanik, OSU; Charlie Pittman, Dennis Onkotz, PSU*; Tim Foley, Mike Phipps, Bill Yanchar, PUR.
1970 Jim Rucks, ILL; Phil Seymour, MICH; Barry Mayer, MINN; Joe Zigulich, NU.
1971 Bob Bucklin, ILL; Bruce Elliott, MICH; Rick Simon, OSU; Dave Joyner, PSU*.
1972 Glenn Scolnik, IND; Bill Hart, MICH; Bruce Bannon, PSU*; Rufus Ferguson, WIS.
1973 John Shinsky, MSU; Randy Gradishar, OSU; Mark Markovich, PSU*; Bob Hoftiezer, PUR.
1974 Kirk Lewis, MICH; Brian Baschnagel, OSU.
1975 Bob Elliott, IOWA; Dan Jilek, MICH; Brian Baschnagel, OSU.
1976 Randolph Dean, NU; Pete Johnson, Bill Lukens, OSU; Chuck Benjamin, PSU*.
1977 Jeff Logan, OSU.
1978 Keith Dorney, PSU*.
1979 Alan Davis, MSU; Ken Loushin, PUR.
1980 Dan Gregus, ILL; Kevin Speer, IND; Jim Ford, NU; Marcus Marek, OSU; Tim Seneff, PUR.
1981 Dan Gregus, ILL; Norm Betts, MICH; Tim Seneff, PUR.
1982 Dan Gregus, ILL; Stefan Humphries, Robert Thompson, MICH; John Frank, Joseph Smith, OSU; Todd Blackledge, Harry Hamilton, Scott Radicec, PSU*;
Kyle Borland, WIS.
1983 Stefan Humphries, MICH; John Frank, OSU; Harry Hamilton, PSU*.
1984 David Crecelius, Michael Lanese, OSU; Lance Hamilton, Carmen Masciantonio, PSU*.
1985 Larry Station, IOWA; Clay Miller, MICH; Dean Altobelli, MSU; Michael Lanese, OSU; Lance Hamilton, PSU*.
1986 Kenneth Higgins, MICH; Dean Altobelli, Shane Bullough, MSU; Mike Baum, Bob Dirkes, Todd Krehbiel, NU; John Shaffer, PSU*.
1987 Mike Baum, NU; Don Davey, WIS.
1988 Mike Baum, NU; Don Davey, WIS.
1989 Brent Herbel, MINN; Joseph Staysniak, OSU; Bruce Brineman, PUR; Don Davey, WIS.
1990 Ira Adler, NU; Don Davey, WIS.
1991 Mike Hopkins, ILL.
1992 John Wright, Jr., ILL.; Steve Wasylik, MSU; Leonard Hartman, Gregory Smith, OSU.
1993 Steve Wasylik, MSU.
1994 Brett Larsen, ILL; John Hammerstein, IND; Justin Conzemius, MINN; Jeff Hartings, Tony Pittman, PSU.
1995 Sam Valenzisi, NU; Greg Bellisari, OSU; Jeff Hartings, PSU.
1996 Greg Bellisari, OSU.
1999 Josh Whitman, ILL; Rob Renes, MICH; Ahmed Plummer, OSU; Travis Forney, PSU.
2000 Josh Whitman, ILL; Drew Brees, PUR.
2001 Aaron Kampman, IOWA.
2002 Jason Wright, NU; Joe Iorio, PSU; John Standeford, PUR.
2003 Jason Wright, NU; Craig Krenznel, OSU; John Standeford, PUR.
2004 Jeff Backes, Luis Castillo, NU; Andrew Guman, PSU; Jim Leonhard, WIS.
2005 Will Meyers, IND; Mike Elgin, IOWA; Paul Posluszny, PSU.
2006 Will Meyers, IND; Mike Elgin, Mike Klinkenborg, Adam Shada, IOWA; Anthony Gonzalez, Stan White, OSU; Paul Posluszny, Tim Shaw, PSU.
2007 Ryan McDonald, ILL; Austin Starr, IND; Mike Klinkenborg, Adam Shada, IOWA; Brian Robiskie, OSU; Gerald Cadogan, PSU.

TWO-TIME FIRST-TEAM ACADEMIC ALL-AMERICANS

Bill Fenton, IOWA, 1952-53
Alan Ameche, WIS, 1953-54
Jim Orwig, MICH, 1955-57
Jim Grabowski, ILL, 1964-65
John Runnels, PSU*, 1965-66
Dave Foley, OSU, 1966-68
Tim Foley, PUR, 1968-69
Brian Baschnagel, OSU, 1974-75
Tim Seneff, PUR, 1980-81
Stefan Humphries, MICH, 1982-83
John Frank, OSU, 1982-83
Harry Hamilton, PSU*, 1982-83
Michael Lanese, OSU, 1984-85
Lance Hamilton, PSU*, 1984-85

Dean Altobelli, MSU, 1985-86
Steve Wasylik, MSU, 1992-93
Jeff Hartings, PSU, 1994-95
Greg Bellisari, OSU, 1995-96
Josh Whitman, ILL, 1999-2000
Jason Wright, NU, 2002-03
John Standeford, PUR, 2002-03
Will Meyers, IND, 2005-06
Mike Elgin, IOWA, 2005-06
Paul Posluszny, PSU, 2005-06
Mike Klinkenborg, IOWA, 2006-07
Adam Shada, IOWA, 2006-07

THREE-TIME FIRST-TEAM ACADEMIC ALL-AMERICANS

Dan Gregus, ILL, 1980-81-82
Mike Baum, NU, 1986-87-88

FOUR-TIME FIRST-TEAM ACADEMIC ALL-AMERICANS

Don Davey, WIS, 1987-88-89-90

ACADEMIC ALL-AMERICA OF THE YEAR

Drew Brees, PUR, 2000
Craig Krenznel, OSU, 2003
Paul Posluszny, PSU, 2006

* Not yet a member of the Big Ten

BIG TEN PLAYERS OF THE WEEK

O — offense
D — defense
S — special teams (began 1994)

FR — denotes freshman

1987

- S 12 O QB Dave Schnell, IND (AP, UPI)
D CB William White, OSU (AP, UPI)
- S 19 O RB Kevin Harmon, IOWA (UPI)
D DE Scott Davis, ILL (AP, UPI)
- S 26 O WR Ernie Jones, IND (AP, UPI)
D CB Greg Rogan, OSU (AP, UPI)
- O 3 O RB Jamie Morris, MICH (AP, UPI)
D LB Chris Spielman, OSU (AP, UPI)
- O 10 O QB Rickey Foggie, MINN (AP)
RB Byron Sanders, NU (UPI)
- O 17 O RB Lorenzo White, MSU (AP)
QB Demetrius Brown, MICH (UPI)
D DE Mike Piel, ILL (AP, UPI)
- O 24 O QB Chuck Hartlieb, IOWA (AP)
RB Carlos Snow, OSU-FR (UPI)
D NG Moe Gardner, ILL-FR (AP, UPI)
- O 31 O QB Shawn McCarthy, PUR (AP, UPI)
D DT Travis Davis, MSU (AP, UPI)
- N 7 O QB Chuck Hartlieb, IOWA (AP, UPI)
D DB Alan Bishop, MICH (UPI)
- N 14 O RB Lorenzo White, MSU (AP, UPI)
D FS Todd Krumm, MSU (AP, UPI)
- N 21 O QB Tom Tupa, OSU (AP, UPI)
D FS Brian Dewitz, IND (AP, UPI)

1988

- S 12 O RB Anthony Thompson, IND (AP, UPI)
D LB Mike McCray, OSU (AP, UPI)
- S 19 O RB Keith Jones, ILL (AP, UPI)
D LB Darrick Brownlow, ILL (AP, UPI)
- S 26 O QB Greg Frey, OSU (AP, UPI)
D LB Brad Quast, IOWA (AP, UPI)
- O 3 O RB Tony Boles, MICH (AP, UPI)
D DB Mark Kelly, ILL (AP, UPI)
- O 10 O RB Anthony Thompson, IND (AP, UPI)
D DT Mark Messner, MICH (AP, UPI)
- O 17 O QB Brian Fox, PUR-FR (AP, UPI)
D LB Willie Bates, IND (UPI)
- O 24 O RB Byron Sanders, NU (AP, UPI)
D DE Mike Burke, IOWA (AP, UPI)
- O 31 O QB Chuck Hartlieb, IOWA (AP, UPI)
D LB Percy Snow, MSU (AP)
LB Darrin Trieb, PUR (UPI)
- N 7 O RB Keith Jones, ILL (UPI)
D DB Glenn Cobb, ILL (AP, UPI)
- N 14 O TB Blake Ezor, MSU (AP, UPI)
D DT Kevin Peterson, NU (AP, UPI)
- N 21 O WR John Kolesar, MICH (AP, UPI)
D LB Marc Spencer, MICH (AP, UPI)

1989

- S 18 O RB Anthony Thompson, IND (AP)
D LB Percy Snow, MSU (AP)
- S 25 O PK J.D. Carlson, MICH (AP)
D DL Jim Johnson, IOWA (AP)
- O 2 O RB Darrell Thompson, MINN (AP)
D CB Mike Dumas, IND (AP)
- O 9 O RB Anthony Thompson, IND (AP, UPI)
D NT Moe Gardner, ILL (AP)
LB Melvin Foster, IOWA (UPI)
- O 16 O RB Nick Bell, IOWA (AP, UPI)
D DB Tripp Welborne, MICH (AP)
LB J.J. Grant, MICH (UPI)
- O 23 O RB Anthony Thompson, IND (AP)
QB Jeff George, ILL (UPI)
D NT Moe Gardner, ILL (AP)
S DB Vada Murray, MICH (UPI)
- O 30 O QB Greg Frey, OSU (AP)
TB Tony Boles, MICH (UPI)
D DB Quinton Parker, ILL (AP, UPI)
- N 6 O TB Blake Ezor, MSU (AP)
QB Eric Hunter, PUR-FR (UPI)
D LB Steve Glasson, ILL (AP, UPI)
- N 13 O RB Anthony Thompson, IND (AP, UPI)
D LB Percy Snow, MSU (AP, UPI)
- N 20 O TB Blake Ezor, MSU (AP, UPI)
D DL Jim Johnson, IOWA (AP, UPI)
- N 27 O QB Jeff George, ILL (AP, UPI)
D DB Todd Plate, MICH (AP, UPI)

1990

- S 10 O TB Robert Smith, OSU-FR
D LB Steve Tovar, OSU
- S 17 O TB Jon Vaughn, MICH
D FS Frank Jackson, MINN
- S 24 O FB Howard Griffith, ILL
D CB Eddie Polly, IOWA
- O 1 O TB Tico Duckett, MSU
D LB-P Ed Sutter, NU
- O 8 O SE Shawn Wax, ILL
D LB Melvin Foster, IOWA
- O 15 O TB Hyland Hickson, MSU
D LB Darrick Brownlow, ILL
- O 22 O QB Matt Rodgers, IOWA
D SS Sean Lumpkin, MINN
- O 29 O QB Greg Frey, OSU
D DT Mel Agee, ILL
- N 5 O RB Nick Bell, IOWA
D DT Mike Sunvold, MINN
- N 12 O WR Bobby Olive, OSU
D LB Jason Simmons, OSU
- N 19 O QB Matt Rodgers, IOWA
D DT Don Davey, WIS
- N 26 O FB Howard Griffith, ILL
D LB Erick Anderson, MICH

1991

- S 9 O WR Desmond Howard, MICH
D LB Erick Anderson, MICH
- S 16 O WR Desmond Howard, MICH
QB Elvis Grbac, MICH
D CB Troy Vincent, WIS
- S 23 O QB Jason Verduzco, ILL
D ILL Defense
- S 30 O TB Vaughn Dunbar, IND
D DE Leroy Smith, IOWA
- O 7 O RB Jesse Johnson, MICH-FR
D LB Jim Schwartz, PUR
- O 14 O QB Trent Green, IND
D LB Dana Howard, ILL-FR
- O 21 O QB Matt Rodgers, IOWA
D LB Chuck Bullough, MSU
- O 28 O WR Desmond Howard, MICH
D LB-P Chuck Bullough, NU
- N 4 O FL Mark Benson, NU
D DE Leroy Smith, IOWA
- N 11 O RB Mike Saunders, IOWA
D LB Chuck Bullough, MSU
- N 18 O TB Carlos Snow, OSU
D LB Jason Simmons, OSU
- N 26 O WR Desmond Howard, MICH
D LB Erick Anderson, MICH

1992

- S 5 O QB Jason Verduzco, ILL
D LB Steve Tovar, OSU
- S 12 O RB Jeff Hill, PUR
D LB Eric Beatty, PUR
- S 19 O RB Terrell Fletcher, WIS
D DE Derrick Foster, OSU
- S 26 O TB Brett Law, IND
D SS Shonte Peoples, MICH
- O 3 O WR Lee Gissendaner, NU
D LB Chad Yocum, WIS
- O 10 O QB Jim Hartlieb, IOWA
D FS Jeff Arneson, ILL
- O 17 O PK Rich Thompson, WIS
D LB Ty Hallock, MSU
- O 24 O QB Len Williams, NU
FL Derrick Alexander, MICH
D LB Eric Beatty, PUR
- N 2 O QB Jason Verduzco, ILL
D LB Steve Morrison, MICH
- N 9 O TB Craig Thomas, MSU
D CB Carlos James, IOWA
- N 16 O TB Robert Smith, OSU
D LB Steve Tovar, OSU
- N 23 O QB Rob St. Sauver, MINN
D LB Dana Howard, ILL

1993

- S 4 O WR Bobby Engram, PSU
D DB Jeff Messenger, WIS
- S 11 O TB Craig Thomas, MSU
D LB Lorenzo Styles, OSU
- S 18 O QB Len Williams, NU
D FS William Bennett, NU

- S 25 O TB Brent Moss, WIS
D LB Simeon Rice, ILL
- O 4 O QB Johnny Johnson, ILL
D DT Buster Stanley, MICH
- O 11 O SB Omar Douglas, MINN
QB Darrell Bevell, WIS
D DT Yakini Allen, MSU
- O 18 O TB Tyrone Wheatley, MICH
FL Joey Galloway, OSU
- O 25 O QB Johnny Johnson, ILL
D LB Andy Veit, MINN
- N 1 O TB Rayment Harris, OSU
D FS Walter Taylor, OSU
- N 8 O FL Thomas Lewis, IND
D LB John Holecek, ILL
- N 15 O TB Mike Archie, PSU
D LB Brian Gelzheiser, PSU
- N 22 O TB Terrell Fletcher, WIS
D CB Ty Law, MICH

1994

- S 6 O TB Ki-Jana Carter, PSU
D LB Simeon Rice, ILL
S P Scott Terna, OSU
- S 12 O QB Todd Collins, MICH
D ILL Defense
S PK Remy Hamilton, MICH
- S 19 O TB Alex Smith, IND-FR
D LB Danny Sutter, NU
S CB Brian Miller, PSU
- S 26 O TB Terrell Fletcher, WIS
D LB Jarrett Irons, MICH
S PK John Hall, WIS
- O 3 O QB Tony Banks, MSU
D LB Aaron Hall, PUR
S P Rob Deignan, PUR
- O 10 O QB Johnny Johnson, ILL
D LB Dana Howard, ILL
S PK Remy Hamilton, MICH
- O 17 O QB Kerry Collins, PSU
D LB Willie Smith, PSU
S PK Brad Bobich, PUR
- O 24 O QB Bobby Hoying, OSU
TB Dennis Lundy, NU
D LB Craig Sauer, MINN
S WR Amani Toomer, MICH
- O 31 O QB Kerry Collins, PSU
D LB Eric Unverzagt, WIS
S WR Seth Smith, MICH
- N 7 O TB Ki-Jana Carter, PSU
D CB Marlon Kerner, OSU
S P Scott Terna, OSU
- N 14 O QB Kerry Collins, PSU
D DE Mike Vrabel, OSU
S WR Joey Galloway, OSU
- N 21 O OT Korey Stringer, OSU
D DB Jeff Messenger, WIS
S CB Marlon Kerner, OSU

BIG TEN PLAYERS OF THE WEEK

1995

- S 5 O RB Darnell Autry, NU
 - D SS Steve King, MICH
 - S WR Anthony Williams, MICH
- S 11 O TB Tshimanga Biakabutuka, MICH
 - D NT Jason Horn, MICH
 - S S Brian Echols, MSU
- S 18 O TB Eddie George, OSU
 - D OLB Simeon Rice, ILL
 - S P Brett Larsen, ILL
- S 23 O FL Terry Glenn, OSU
 - D FS Kim Herring, PSU
 - LB Pat Fitzgerald, NU
 - S PK Sam Valenzisi, NU
- S 30 O QB Darrell Bevell, WIS
 - D LB Daryl Carter, WIS
 - S P Paul Burton, NU
- O 7 O RB Chris Darkins, MINN
 - QB Bobby Hoying, OSU
 - D LB Pat Fitzgerald, NU
 - S PK Sam Valenzisi, NU
- O 14 O TB Eddie George, OSU
 - D LB Bobby Diaco, IOWA
 - S PK Brett Conway, PSU
- O 21 O TB Marc Renaud, MSU
 - D NU Defense
 - S OSU Punt Defense Team
- O 28 O QB Bobby Hoying, OSU
 - D LB Terry Killens, PSU
 - S P Nick Gallery, IOWA
- N 6 O QB Tony Banks, MSU
 - FB Mike Alstott, PUR
 - D LB Pat Fitzgerald, NU
 - S FL Derrick Mason, MSU
- N 13 O TB Eddie George, OSU
 - D CB Clarence Thompson, MICH
 - S PK John Hall, WIS
- N 20 O TB Stephen Pitts, PSU
 - D LB Kevin Hardy, ILL
 - S P Brett Larsen, ILL
- N 27 O TB Tshimanga Biakabutuka, MICH
 - D CB Charles Woodson, MICH-FR
 - S LB Scott Dobbins, PUR

1996

- S 3 O RB Curtis Enis, PSU
 - D LB Jarrett Irons, MICH
 - S PK Chris Gardner, MSU
- S 9 O RB Pepe Pearson, OSU
 - D LB Vernon Rollins, IOWA
 - S PK Paul Edinger, MSU-FR
- S 16 O RB Tavian Banks, IOWA
 - D NT William Carr, MICH
 - S PK John Hall, WIS
- S 23 O RB Robert Holcombe, ILL
 - D SS Tyrone Carter, MINN-FR
 - S PK Adam Bailey, MINN
- S 30 O FB Ed Watson, PUR
 - D LB Greg Bellisari, OSU
 - S WR/RS Derrick Mason, MSU
- O 7 O WR Dimitrious Stanley, OSU
 - D LB Pat Fitzgerald, NU
 - S PK Brian Gowins, NU

- O 14 O WR Dimitrious Stanley, OSU
 - D LB Matt Hughes, IOWA
 - S WR David Boston, OSU-FR
- O 22 O WR D'Wayne Bates, NU
 - D LB Andy Katzenmoyer, OSU-FR
 - S PK John Hall, WIS
- O 28 O RB Adrian Autry, NU
 - D SS Damon Moore, OSU
 - S WR Tim Dwight, IOWA
- N 4 O RB Ron Dayne, WIS-FR
 - D OSU Defense
 - S PK John Hall, WIS
- N 11 O RB Darnell Autry, NU
 - RB Ron Dayne, WIS-FR
 - D LB Chris Koeppen, PUR
 - S P Alan Sutkowski, IND
- N 18 O QB Cory Sauter, MINN
 - RB Robert Holcombe, ILL
 - D DE Matt Finkes, OSU
 - S PK Brian Gowins, NU
- N 25 O RB Ron Dayne, WIS-FR
 - D LB Jarrett Irons, MICH
 - S PK Remy Hamilton, MICH

1997

- S 2 O QB Stanley Jackson, OSU
 - D LB Barry Gardner, NU
 - S PK Brian Gowins, NU
- S 8 O QB Mike McQueary, PSU
 - D DE John Favret, WIS-FR
 - S PK Brandon Kaser, PUR
- S 15 O RB Tavian Banks, IOWA
 - QB Billy Dicken, PUR
 - QB Brian Griese, MICH
 - QB Jay Rodgers, IND
 - D DE Glen Steele, MICH
 - S WR Tutu Atwell, MINN
- S 20 O WR Joe Jurevicius, PSU
 - WR Tim Dwight, IOWA
 - D LB Aaron Collins, PSU
 - S FL Kevin Griffin, OSU
- S 27 O RB Tavian Banks, IOWA
 - D LB Mike Rose, PUR
 - S PK Matt Davenport, WIS
- O 6 O QB Todd Schultz, MSU
 - D LB Andy Katzenmoyer, OSU
 - S PK Matt Davenport, WIS
- O 13 O TB Curtis Enis, PSU
 - D FS Shawn Lee, PSU
 - S TB Sedrick Irvin, MSU
- O 20 O QB Billy Dicken, PUR
 - RB Adrian Autry, NU
 - D DT Jared DeVries, IOWA
 - S PK Adam Bailey, MINN
 - WR Tim Dwight, IOWA
 - LB Anwawn Jones, NU
- O 27 O TB Chris Howard, MICH
 - D OSU Defense
 - S WR Tim Dwight, IOWA
- N 3 O TB Curtis Enis, PSU
 - FB Rob Thein, IOWA
 - D LB Sam Sword, MICH
 - S LB Marcel Willis, OSU

- N 10 O TB Chris Howard, MICH
 - D MICH Defense
 - S DE Roosevelt Colvin, PUR
- N 17 O TB Curtis Enis, PSU
 - D SS Tyrone Carter, MINN
 - S PK Jay Feely, MICH
- N 24 O QB Mike McQueary, PSU
 - D DE Courtney Brown, PSU
 - DE Glen Steele, MICH
 - S CB Charles Woodson, MICH
 - WR Tim Dwight, IOWA

1998

- A 31 O QB Drew Brees, PUR
 - D DE Jace Saylor, MSU
 - S RET Gari Scott, MSU
- S 7 O WR D'Wayne Bates, NU
 - D CB Antoine Winfield, OSU
 - S KR/PR Kahilil Hill, IOWA-FR
- S 14 O QB Antwaan Randle El, IND-FR
 - QB Bill Burke, MSU
 - D Penn State Defense
 - S P Brent Bartholomew, OSU
- S 21 O RB Michael Wiley, OSU
 - D SS Tyrone Carter, MINN
 - S PK Brian Gowins, NU
- S 26 O RB Ron Dayne, WIS
 - QB Tom Brady, MICH
 - D DE Jared DeVries, IOWA
 - S PK Tim Douglas, IOWA
- O 3 O QB Drew Brees, PUR
 - D DE Tom Burke, WIS
 - S WR Derin Graham, IND
- O 10 O QB Bill Burke, MSU
 - D LB Brandon Short, PSU
 - S PK Travis Forney, PSU
- O 17 O QB Antwaan Randle El, IND-FR
 - RB Ron Dayne, WIS
 - D DE Courtney Brown, PSU
 - S P Jason Vinson, MICH
 - P Steve Fitts, ILL-FR
- O 24 O WR Luke Levenson, MINN
 - D DL Tom Burke, WIS
 - S PK Adam Bailey, MINN
- O 31 O QB Joe Germaine, OSU
 - WR Tai Streets, MICH
 - D LB Andy Katzenmoyer, OSU
 - LB Willie Fells, PUR
 - S PK Paul Edinger, MSU
- N 7 O QB Drew Brees, PUR
 - D DE Julian Peterson, MSU
 - LB James Hall, MICH
 - S PK Paul Edinger, MSU
- N 14 O WR David Boston, OSU
 - D CB Curtis Randle El, IND
 - S PK Jay Feely, MICH
- N 21 O WR David Boston, OSU
 - D DL Tom Burke, WIS
 - S WR Vinny Sutherland, PUR
- N 28 O TB Eric McCoo, PSU-FR
 - RB Anthony Thomas, MICH
 - D DE Courtney Brown, PSU
 - S PK Travis Forney, PSU

1999

- A 28 O WR Chafie Fields, PSU
 - D LB LaVar Arrington, PSU
 - S P Pat Pidgeon, PSU
- S 5 O TB Anthony Thomas, MICH
 - D SS Aric Morris, MSU
 - S PK Travis Dorsch, PUR
- S 12 O WR Nick Davis, WIS
 - RB Thomas Hamner, MINN
 - D LB Danny Clark, ILL
 - LB Mike Rose, PUR
 - S WR Sam Simmons, NU
- S 19 O RB Ron Dayne, WIS
 - QB Kurt Kittner, ILL
 - D HERO Derek Fox, PSU
 - SS Aric Morris, MSU
 - S PR Vinny Sutherland, PUR
- S 26 O QB Drew Brees, PUR
 - D ILB Dhani Jones, MICH
 - S PK/P Dan Stultz, OSU
- O 3 O QB Antwaan Randle El, IND
 - D LB Sean Hoffman, MINN
 - S PK Vitaly Pisetsky, WIS
- O 10 O WR Plaxico Burress, MSU
 - D LB Brandon Short, PSU
 - S PK Vitaly Pisetsky, WIS
- O 17 O WR Chris Daniels, PUR
 - D LB Chris Ghidorzi, WIS
 - S PK Tim Long, NU
- O 24 O RB Ron Dayne, WIS
 - QB Kurt Kittner, ILL
 - D LB LaVar Arrington, PSU
 - S P Drew Hagan, IND
- O 31 O TB Anthony Thomas, MICH
 - D DE Courtney Brown, PSU
 - S PK/P Hayden Epstein, MICH
- N 7 O RB Ron Dayne, WIS
 - QB Billy Cockerham, MINN
 - D DB Jamar Fletcher, WIS
 - S PK Neil Rackers, ILL
 - PK Dan Nystrom, MINN-FR
- N 14 O RB Ron Dayne, WIS
 - D LB Ian Gold, MICH
 - S PK Dan Nystrom, MINN-FR
 - PK Neil Rackers, ILL
- N 21 O QB Antwaan Randle El, IND
 - RB T.J. Duckett, MSU-FR
 - D SS Tyrone Carter, MINN
 - S PR Gari Scott, MSU

2000

- A 28 O RB Ladell Betts, IOWA
 - D DB Bruce Branch, PSU
 - S P Jason Baker, IOWA
- S 4 O QB John Navarre, MICH
 - D DB David Mitchell, OSU
 - S PR Sam Simmons, NU
- S 11 O RB Michael Bennett, WIS
 - QB Drew Brees, PUR
 - D DB James Boyd, PSU
 - DB Jamar Fletcher, WIS
 - S PK David Schaefer, MSU
 - PK Kevin Stemke, WIS

BIG TEN PLAYERS OF THE WEEK

- S 18 O RB Thomas Tapeh, MINN-FR
D DL Fred Wakefield, ILL
S P Craig Jarrett, MSU
- S 25 O QB Drew Brees, PUR
D LB Kevin Bentley, NU
S PK Tim Long, NU
- O 1 O RB Damien Anderson, NU
RB Tellis Redmon, MINN
D LB Justin Smith, IND
S PK Jeff Del Verne, MICH
- O 8 O RB Damien Anderson, NU
D DL Aaron Kampman, IOWA
S KR Kahili Hill, IOWA
- O 15 O QB Drew Brees, PUR
D DB Mike Echols, WIS
DL Fred Wakefield, ILL
S PK Dan Nystrom, MINN
P Kevin Stemke, WIS
- O 22 O QB Antwaan Randle El, IND
D LB Larry Foote, MICH
S DL Craig Terrill, PUR-FR
DB Ashante Woodyard, PUR
- O 29 O QB Drew Brees, PUR
QB Zak Kustok, NU
D LB Akin Ayodele, PUR
S PK Ryan Primanti, PSU
PR Nate Clements, OSU
- N 6 O QB Kurt Kittner, ILL
QB Zak Kustok, NU
D DL Nick Greisen, WIS
S PK Nate Kaeding, IOWA-FR
- N 13 O QB Jeff Smoker, MSU-FR
D LB Roger Meyer, IOWA
LB Matt Wilhelm, OSU
S PK Dan Stultz, OSU
- N 20 O QB Drew Henson, MICH
RB Montrell Lowe, PUR
D LB Pat Durr, NU
S PK Hayden Epstein, MICH

2001

- A 27 O WR Lee Evans, WIS
D DL Erasmus James, WIS
- S 3 O WR Brandon Lloyd, ILL
D DE Akin Ayodele, PUR
S PK Nate Kaeding, IOWA
- S 10 O QB Steve Bellisari, OSU
QB Kyle McCann, IOWA
D LB Larry Foote, MICH
S DE Terrell Washington, ILL
- S 17 No Selections—No Games Played
- S 24 O RB Damien Anderson, NU
WR Charles Rogers, MSU
D DL Wendell Bryant, WIS
S P Craig Jarrett, MSU
- O 1 O QB Brandon Hance, PUR-FR
QB Zak Kustok, NU
D DB Stuart Schweigert, PUR
S P/PK Travis Dorsch, PUR
PK David Wasielewski, NU
- O 8 O RB Levron Williams, IND
D DB Mike Doss, OSU
S P/PK Travis Dorsch, PUR

- O 15 O WR Marquise Walker, MICH
D DB Mike Echols, WIS
S WR Herb Haygood, MSU
WR Sam Simmons, NU
- O 22 O QB Kurt Kittner, ILL
D DB Bob Sanders, IOWA
S PK Peter Christofilakos, ILL
- O 29 O QB Zack Mills, PSU-FR
D LB Larry Foote, MICH
S PK Robbie Gould, PSU-FR
- N 5 O RB T.J. Duckett, MSU
QB Antwaan Randle El, IND
D DT Tim Anderson, OSU
DB Bobby Jackson, ILL
S P/PK Travis Dorsch, PUR
- N 12 O RB Levron Williams, IND
D DB Eugene Wilson, ILL
S CB Bruce Branch, PSU
TB Larry Johnson, PSU
- N 19 O QB Zak Kustok, NU
D LB Landon Johnson, PUR
DL Aaron Kampman, IOWA
S P/PK Hayden Epstein, MICH
- N 26 O QB Kurt Kittner, ILL
D DB Mike Doss, OSU
S P Preston Gruening, MINN
- D 3 O WR Charles Rogers, MSU
D DT Kemp Rasmussen, IND
S P/PK Travis Dorsch, PUR

2002

- A 26 O RB Maurice Claret, OSU-FR
D DB Jim Leonhard, WIS
S PK Mike Allen, WIS
- S 2 O RB Chris Perry, MICH
D DL Kris Dielman, IND
S PK Phil Brabbs, MICH
- S 9 O WR Charles Rogers, MSU
D FS Eli Ward, MINN
SS Mike Doss, OSU
S KR Jason Wright, NU
- S 16 O RB Maurice Claret, OSU-FR
D CB Rich Gardner, PSU
S PK Mike Nugent, OSU
- S 23 O RB Jason Wright, NU
D DE Michael Haynes, PSU
S PR Julius Curry, MICH
- S 30 O QB Brad Banks, IOWA
QB Zack Mills, PSU
D SS Ralph Turner, PUR
S PK Nate Kaeding, IOWA
PK Dave Rayner, MSU
- O 7 O TE Dallas Clark, IOWA
D DL Jimmy Kennedy, PSU
S PK Robbie Gould, PSU
- O 14 O QB Gibran Hamdan, IND
RB Terry Jackson II, MINN
D DB Derek Pagel, IOWA
S WR Jermaine Mays, MINN
- O 21 O RB Larry Johnson, PSU
D LB Grant Steen, IOWA
S P Andy Groom, OSU

- O 28 O QB Brad Banks, IOWA
QB Brooks Bollinger, WIS
D S Shawn Mayer, PSU
S P Andy Groom, OSU
- N 4 O RB Larry Johnson, PSU
RB Jason Wright, NU
D LB Alex Lewis, WIS
S KR/PR Chris Gamble, OSU
- N 11 O QB Brad Banks, IOWA
D DE Derrick Strong, ILL
S PR Ed Hinkel, IOWA-FR
- N 18 O RB Larry Johnson, PSU
D LB Matt Wilhelm, OSU
S PK John Gockman, ILL
- N 25 O RB Larry Johnson, PSU
RB Anthony Davis, WIS
D LB Matt Wilhelm, OSU
S PK/P Adam Finley, MICH

2003

- S 1 O RB Chris Perry, MICH
RB Jason Wright, NU
D DB Jovon Johnson, IOWA
DE Simon Fraser, OSU
S P David Bradley, IOWA
- S 8 O WR Lee Evans, WIS
D FS Will Allen, OSU
CB Marvin Ward, NU
S P Brandon Fields, MSU-FR
- S 15 O RB Chris Perry, MICH
QB Craig Krenzel, OSU
D FS Stuart Schweigert, PUR
S PK Nate Kaeding, IOWA
- S 22 O QB Jon Beutjer, ILL
D LB Chad Greenway, IOWA
S Eric Smith, MSU
S P Brandon Fields, MSU-FR
- S 29 O RB Dwayne Smith, WIS
D LB Mike Labinjo, MSU
LB A.J. Hawk, OSU
S PK Ben Jones, PUR
- O 6 O QB Jeff Smoker, MSU
WR Jared Ellerson, MINN
D DE Greg Taplin, MSU
S PR Jim Leonhard, WIS
- O 13 O QB John Navarre, MICH
D S Jason Harmon, MSU
S PR Anthony Chambers, PUR
- O 20 O QB Kyle Orton, PUR
D LB Alex Lewis, WIS
S PK/P Dave Rayner, MSU
- O 27 O RB Lydell Ross, OSU
D DB Jim Leonhard, WIS
S P Steve Weatherford, ILL
- N 3 O RB Chris Perry, MICH
D DL Matt Roth, IOWA
DE Shaun Phillips, PUR
S P B.J. Sander, OSU
- N 10 O RB Laurence Maroney, MINN-FR
D DE Loren Howard, NU
DE Shaun Phillips, PUR
S PK Rhys Lloyd, MINN

- N 17 O WR Lee Evans, WIS
D DB Bob Sanders, IOWA
S PK Nate Kaeding, IOWA
P B.J. Sander, OSU
- N 24 O RB Jason Wright, NU
D CB Marvin Ward, NU
S P Adam Finley, MICH
P Brandon Fields, MSU-FR

2004

- S 6 O QB Brett Basanez, NU
D LB Chad Greenway, IOWA
S PK Rhys Lloyd, MINN
- S 13 O QB Kyle Orton, PUR
D S Herana-Daze Jones, IND
S PK Mike Nugent, OSU
PR Jim Leonhard, WIS
- S 20 O RB Marion Barber III, MINN
D DE Erasmus James, WIS
S PK Mike Nugent, OSU
- S 27 O QB Kyle Orton, PUR
D DE Erasmus James, WIS
S PK Dave Rayner, MSU
- O 2 O QB Kyle Orton, PUR
RB Anthony Davis, WIS
D LB John Pickens, NU
S KR Jerome Brooks, PUR
- O 9 O RB Noah Herron, NU
D S Ernest Shazor, MICH
S PK Mike Nugent, OSU
PK Ben Jones, PUR
- O 16 O QB Drew Tate, IOWA
QB Drew Stanton, MSU
D DB Scott Starks, WIS
S PK Kyle Schlicher, IOWA
PK Dave Rayner, MSU
- O 23 O RB Michael Hart, MICH-FR
RB Marion Barber III, MINN
D LB Kyle McKenzie, MINN
S P Steve Weatherford, ILL
- O 30 O WR Braylon Edwards, MICH
D LB Tim McGarigle, NU
S P Jeremy Kapinos, PSU
- N 6 O QB John Stocco, WIS
D DT Jonathan Babineaux, IOWA
S PR Ted Ginn, Jr., OSU-FR
- N 13 O OT Sean Poole, MSU
D LB Paul Posluszny, PSU
S PK Kyle Schlicher, IOWA
KR/PR Steve Breaston, MICH
- N 20 O QB Kyle Orton, PUR
D DT Jonathan Babineaux, IOWA
S PR Ted Ginn, Jr., OSU-FR
- D 4 O QB Drew Stanton, MSU
QB Brett Basanez, NU
D LB Tim McGarigle, NU
S KR DeAndra Cobb, MSU

BIG TEN PLAYERS OF THE WEEK

2005

- S 5 O RB Brian Calhoun, WIS
D LB John Pannozzo, IND
S P Jeremy Kapinos, PSU
- S 12 O RB Tyrell Sutton, NU-FR
D LB A.J. Hawk, OSU
S PR Marquice Cole, NU
KR/PR Brandon Williams, WIS
- S 19 O QB Drew Stanton, MSU
D LB Chad Greenway, IOWA
S P Ken DeBauche, WIS
- S 26 O QB Drew Stanton, MSU
RB Laurence Maroney, MINN
D LB Paul Posluszny, PSU
S PK Joel Howells, NU
- O 3 O RB Mike Hart, MICH
D LB Abdul Hodge, IOWA
LB Paul Posluszny, PSU
S KR/PR Brandon Williams, WIS
- O 10 O QB Brett Basanez, NU
D LB Tim McGarigle, NU
LB Paul Posluszny, PSU
S PK Jason Giannini, MINN-FR
- O 17 O QB Brett Basanez, NU
D LB Bobby Carpenter, OSU
S KR/PR Steve Breaston, MICH
CB Ashton Youboty, OSU
- O 24 O QB Michael Robinson, PSU
D S Herschel Henderson, NU
S KR/PR Ted Ginn, Jr., OSU
- O 31 O RB Antonio Pittman, OSU
RB Brian Calhoun, WIS
D CB Leon Hall, MICH
S KR Demond Williams, MSU
- N 7 O RB Gary Russell, MINN
D DE Tamba Hali, PSU
S PK Joel Howells, NU
- N 14 O RB Amir Pinnix, MINN
D DT Mitch King, IOWA-FR
S KR/PR Steve Breaston, MICH
P Dave Brytus, PUR
- N 21 O WR Ed Hinkel, IOWA
QB Troy Smith, OSU
D CB Alan Zemaitis, PSU
DE Rob Ninkovich, PUR
S S Donnie Johnson, PSU
- N 28 O QB John Stocco, WIS
D LB Dontez Sanders, WIS
S PK Taylor Mehlhaff, WIS

2006

- S 4 O RB Alex Daniels, MINN
QB Troy Smith, OSU
D LB Dan Connor, PSU
S TE/FB Erryn Cobb, NU
LB Jonathan Casillas, WIS
- S 11 O WR Matt Trannon, MS
D LB James Laurinaitis, OSU
S P A.J. Trapasso, OSU
- S 18 O WR Mario Manningham, MICH
D LB Prescott Burgess, MICH
S PK Aaron Pettrey, OSU-FR
- S 25 O WR Mario Manningham, MICH
D DE Anthony Spencer, PUR
S P Jeremy Kapinos, PSU
P Ken DeBauche, WIS
- O 2 O QB John Stocco, WIS
D DE Anthony Spencer, PUR
S PK Jason Reda, ILL
- O 9 O QB Troy Smith, OSU
RB P.J. Hill, WIS-FR
D LB Mike Sherels, MINN
S KR Marcus Thigpen, IND
- O 16 O QB Kellen Lewis, IND-FR
QB Curtis Painter, PUR
D DE LaMarr Woodley, MICH
S PR Ted Ginn Jr., OSU
- O 23 O QB Drew Stanton, MSU
QB Troy Smith, OSU
D DB Antonio Smith, OSU
LB Paul Posluszny, PSU
S P Jeremy Kapinos, PSU
- O 30 O QB Kellen Lewis, IND-FR
D LB Dan Connor, PSU
S PK Taylor Mehlhaff, WIS
- N 6 O QB Bryan Cupito, MINN
RB Tyrell Sutton, NU
D LB J Leman, ILL
S PK Garrett Rivas, MICH
- N 13 O QB Troy Smith, OSU
RB Tony Hunt, PSU
D DE Willie VanDeSteege, MINN
S KR/PR Steve Breaston, MICH
- N 20 O QB Troy Smith, OSU
D LB J Leman, ILL
S PK Joel Howells, NU
- N 27 O QB Curtis Painter, PUR
D LB Cliff Avril, PUR
S P Jared Armstrong, PUR

2007

- S 3 O RB Jehuu Caulcrick, MSU
QB Tyler Donovan, WIS
D LB Sean Lee, PSU
S KR Dorian Bryant, PUR
- S 10 O QB Adam Weber, MINN-FR
QB Curtis Painter, PUR
D LB Dan Connor, PSU
S DL Kenny Iwebema, IOWA
- S 17 O QB Kellen Lewis, IND
D DE Jonal Saint-Dic, MSU
LB James Laurinaitis, OSU
S KR/PR David Gilreath, WIS-FR
- S 24 O RB Rashard Mendenhall, ILL
D DE Will Davis, ILL
S Jamar Adams, MICH
S P Ken DeBauche, WIS
- O 1 O QB Kellen Lewis, IND
RB P.J. Hill, WIS
D LB Shawn Crable, MICH
S KR Arrelious Benn, ILL-FR
- O 8 O QB C.J. Bachér, NU
D CB Chimdi Chekwa, OSU-FR
S PK Austin Starr, IND
- O 15 O RB Javon Ringer, MSU
QB C.J. Bachér, NU
D LB Mike Humpal, IOWA
S KR Brian Hartline, OSU
- O 22 O RB Chris Wells, OSU
WR Dorian Bryant, PUR
D DE Maurice Evans, PSU
S P A.J. Trapasso, OSU.
- O 29 O QB Todd Boeckman, OSU
D LB DeAndre Levy, WIS
S P Ryan Donohue, IOWA-FR
- N 5 O QB Chad Henne, MICH
D LB James Laurinaitis, OSU
LB Sean Lee, PSU
S PK Jason Reda, ILL
- N 12 O QB Juice Williams, ILL
D LB Dan Connor, PSU
DE Matt Shaughnessy, WIS
S KR James Bailey, IND
- N 19 O RB Chris Wells, OSU
RB Zach Brown, WIS-FR
D DE Vernon Gholston, OSU
S PK Austin Starr, IND

BIG TEN PLAYERS OF THE WEEK

MOST PLAYER OF THE WEEK SELECTIONS SINGLE SEASON

OFFENSE

5	Troy Smith, QB, OSU	2006
4	Anthony Thompson, RB, IND	1989
	Desmond Howard, WR, MICH	1991
	Ron Dayne, RB, WIS	1999
	Drew Brees, QB, PUR	2000
	Larry Johnson, RB, PSU	2002
	Kyle Orton, QB, PUR	2004
3	Multiple Players, most recently	
	Chris Perry, RB, MICH	2003

DEFENSE

3	Pat Fitzgerald, LB, NU	1995
	Tom Burke, DE, WIS	1998
	Paul Posluszny, LB, PSU	2005
2	Multiple Players, most recently	
	James Laurinaitis, LB, OSU	2007
	Dan Connor, LB, PSU	2007
	Sean Lee, LB, PSU	2007

SPECIAL TEAMS

4	Travis Dorsch, PK/P, PUR	2001
3	John Hall, PK, WIS	1996
	Tim Dwight, PR/KR, IOWA	1997
	Brandon Fields, P, MSU	2003
	Mike Nugent, PK, OSU	2004

MOST PLAYER OF THE WEEK SELECTIONS CAREER

OFFENSE

9	Ron Dayne, RB, WIS	1996–99
8	Drew Brees, QB, PUR	1997–00
6	Anthony Thompson, RB, IND	1986–89
	Antwaan Randle El, QB, IND	1998–01
	Troy Smith, QB, OSU	2003–06
5	Kurt Kittner, QB, ILL	1998–01
	Kyle Orton, QB, PUR	2001–04
	Drew Stanton, QB, MSU	2003–06



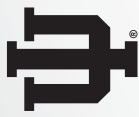









DEFENSE

5	Paul Posluszny, LB, PSU	2003–06
4	Pat Fitzgerald, LB, NU	1993–96
	Courtney Brown, DE, PSU	1996–99
	Tyrone Carter, DB, MINN	1996–99
	Dan Connor, LB, PSU	2006–07
3	Multiple Players, most recently	
	James Laurinaitis, LB, OSU	2006–present

SPECIAL TEAMS

5	John Hall, PK, WIS	1993–96
	Travis Dorsch, PK/P, PUR	1998–01
	Nate Kaeding, PK, IOWA	2000–03
4	Tim Dwight, PR/KR, IOWA	1994–97
	Brian Gowins, PK, NU	1995–98
	Mike Nugent, PK, OSU	2001–04
	Dave Rayner, PK, MSU	2001–04
	Steve Breaston, PR/KR, MICH	2003–06
	Jeremy Kapinos, P, PSU	2003–06
	Ted Ginn Jr., PR/KR, OSU	2004–06

2008 BIG TEN FOOTBALL SCHEDULE

											
	ILLINOIS	INDIANA	IOWA	MICHIGAN	MICHIGAN STATE	MINNESOTA	NORTHWESTERN	OHIO STATE	PENN STATE	PURDUE	WISCONSIN
Aug. 30	vs. Missouri (@ St. Louis)	Western Kentucky	Maine	Utah	@ California	Northern Illinois	Syracuse	Youngstown State	Coastal Carolina		Akron
Sept. 6	Eastern Illinois	Murray State	Florida International	Miami (Ohio)	Eastern Michigan	@ Bowling Green	@ Duke	Ohio	Oregon	Northern Colorado	Marshall
Sept. 13	Louisiana-Lafayette		Iowa State	@ Notre Dame	Florida Atlantic	Montana State	Southern Illinois	@ USC	@ Syracuse	Oregon	@ Fresno State
Sept. 20		Ball State	@ Pittsburgh		Notre Dame	Florida Atlantic	Ohio	Troy	Temple	Central Michigan	
Sept. 27	@ Penn State	Michigan State	Northwestern HC	Wisconsin	@ Indiana	@ Ohio State	@ Iowa	Minnesota	Illinois	@ Notre Dame	@ Michigan
Oct. 4	@ Michigan	@ Minnesota	@ Michigan State	Illinois HC	Iowa HC	Indiana		@ Wisconsin	@ Purdue	Penn State	Ohio State
Oct. 11	Minnesota HC	Iowa	@ Indiana	Toledo	@ Northwestern	@ Illinois	Michigan State	Purdue	@ Wisconsin	@ Ohio State	Penn State
Oct. 18	Indiana	@ Illinois	Wisconsin	@ Penn State	Ohio State		Purdue HC	@ Michigan State	Michigan HC	@ Northwestern	@ Iowa
Oct. 25	@ Wisconsin	Northwestern HC		Michigan State	@ Michigan	@ Purdue	@ Indiana	Penn State HC	@ Ohio State	Minnesota HC	Illinois HC
Nov. 1	Iowa	Central Michigan	@ Illinois	@ Purdue	Wisconsin	Northwestern HC	@ Minnesota			Michigan	@ Michigan State
Nov. 8	vs. Western Michigan (@ Detroit)	Wisconsin	Penn State	@ Minnesota	Purdue	Michigan	Ohio State	@ Northwestern	@ Iowa	@ Michigan State	@ Indiana
Nov. 15	Ohio State	@ Penn State	Purdue	Northwestern		@ Wisconsin	@ Michigan	@ Illinois	Indiana	@ Iowa	Minnesota
Nov. 22	@ Northwestern	@ Purdue	@ Minnesota	@ Ohio State	@ Penn State	Iowa	Illinois	Michigan	Michigan State	Indiana	Cal Poly

Subject to change **BOLD** – Home Game HC – Homecoming