

CATAMOUNT BASEBALL 2009 SCHEDULE

FEBRUARY

FEB. 20	FRI.	BOWLING GREEN	CULLOWHEE	4:00 PM
FEB. 21	SAT.	BOWLING GREEN	CULLOWHEE	2:00 PM
FEB. 22	SUN.	BOWLING GREEN	CULLOWHEE	1:00 PM
Feb. 27	Fri.	at USC	Los Angeles, Calif.	6:30 pm
Feb. 28	Sat.	at USC	Los Angeles, Calif.	5:00 pm

MARCH

Mar. 1	Sun.	at USC	Los Angeles, Calif.	5:00 pm
Mar. 3	Tues.	at San Diego	San Diego, Calif.	5:00 pm
MAR. 6	FRI.	APPALACHIAN STATE *	CULLOWHEE	4:00 PM
MAR. 7	SAT.	APPALACHIAN STATE *	CULLOWHEE	2:00 PM
MAR. 8	SUN.	APPALACHIAN STATE *	CULLOWHEE	2:00 PM
MAR. 10	TUES.	EAST TENN. STATE	CULLOWHEE	4:00 PM
MAR. 11	WED.	EAST TENN. STATE	CULLOWHEE	4:00 PM
Mar. 13	Fri.	at College of Charleston *	Charleston, S.C.	6:00 pm
Mar. 14	Sat.	at College of Charleston *	Charleston, S.C.	1:00 pm
Mar. 15	Sun.	at College of Charleston *	Charleston, S.C.	1:00 pm
MAR. 17	TUES.	HIGH POINT	CULLOWHEE	5:00 PM
MAR. 18	WED.	UNC ASHEVILLE	CULLOWHEE	6:00 PM
MAR. 20	FRI.	THE CITADEL *	CULLOWHEE	6:00 PM
MAR. 21	SAT.	THE CITADEL *	CULLOWHEE	6:00 PM
MAR. 22	SUN.	THE CITADEL *	CULLOWHEE	2:00 PM
Mar. 24	Tues.	at Tennessee	Knoxville, Tenn.	7:00 pm
MAR. 25	WED.	KENNESAW STATE	CULLOWHEE	6:00 PM
Mar. 27	Fri.	at Wofford *	Spartanburg, S.C.	7:00 pm
Mar. 28	Sat.	at Wofford *	Spartanburg, S.C.	3:00 pm
Mar. 29	Sun.	at Wofford *	Spartanburg, S.C.	1:00 pm

APRIL

Apr. 1	Wed.	at UNC Asheville	Asheville, N.C.	7:00 pm
APR. 2	THU.	BYU	CULLOWHEE	6:00 PM
APR. 3	FRI.	BYU	CULLOWHEE	6:00 PM
APR. 4	SAT.	BYU	CULLOWHEE	2:00 PM
Apr. 7	Tues.	at Kennesaw State	Kennesaw, Ga.	6:00 pm
APR. 8	WED.	EASTERN KENTUCKY	CULLOWHEE	5:00 PM
APR. 10	FRI.	GEORGIA SOUTHERN *	CULLOWHEE	6:00 PM
APR. 11	SAT.	GEORGIA SOUTHERN *	CULLOWHEE	6:00 PM
APR. 12	SUN.	GEORGIA SOUTHERN *	CULLOWHEE	2:00 PM

APR. 14	TUES.	CLEMSON	CULLOWHEE	6:00 PM
Apr. 15	Wed.	at Clemson	Clemson, S.C.	6:30 pm
APR. 17	FRI.	SAMFORD *	CULLOWHEE	6:00 PM
APR. 18	SAT.	SAMFORD *	CULLOWHEE	6:00 PM
APR. 19	SUN.	SAMFORD *	CULLOWHEE	2:00 PM
Apr. 21	Tues.	at Georgia Tech	Atlanta, Ga.	6:00 pm
Apr. 24	Fri.	at Furman *	Greenville, S.C.	7:00 pm
Apr. 25	Sat.	at Furman *	Greenville, S.C.	5:00 pm
Apr. 26	Sun.	at Furman *	Greenville, S.C.	1:00 pm
Apr. 28	Tues.	at Charlotte	Charlotte, N.C.	6:00 pm
APR. 29	WED.	TENNESSEE TECH	CULLOWHEE	6:00 PM

MAY

May. 1	Fri.	at UNC Greensboro *	Greensboro, N.C.	7:00 pm
May. 2	Sat.	at UNC Greensboro *	Greensboro, N.C.	2:00 pm
May. 3	Sun.	at UNC Greensboro *	Greensboro, N.C.	1:00 pm
MAY. 8	FRI.	ELON *	CULLOWHEE	6:00 PM
MAY. 9	SAT.	ELON *	CULLOWHEE	6:00 PM
MAY. 10	SUN.	ELON *	CULLOWHEE	2:00 PM
May. 13	Wed.	at High Point	High Point, N.C.	6:00 pm
May. 14	Thu.	at Davidson *	Davidson, N.C.	7:00 pm
May. 15	Fri.	at Davidson *	Davidson, N.C.	6:00 pm
May. 16	Sat.	at Davidson *	Davidson, N.C.	11:00 am

2009 Southern Conference Baseball Championships – Fluor Field

May 20	Wed.	SoCon Championship	Greenville S.C.	TBA
May 21	Thu.	SoCon Championship	Greenville S.C.	TBA
May 22	Fri.	SoCon Championship	Greenville S.C.	TBA
May 23	Sat.	SoCon Championship	Greenville S.C.	TBA
May 24	Sun.	SoCon Championship	Greenville S.C.	TBA

* - denotes Southern Conference Games

All times listed are EST



BASEBALL

WESTERN CAROLINA MEDIA OUTLETS

PRINT MEDIA OUTLETS

ASSOCIATED PRESS
Joedy McCreary, Sports Editor
4020 W. Chase Blvd., Suite 300
Raleigh, NC 27606-3933
(919) 510-8937 - phone
(919) 783-9184 - FAX
apraleigh@ap.org

ASHEVILLE CITIZEN-TIMES
Bob Berghaus, Sports Editor
Tyler Norris Goode, WCU Beat Writer
14 O'Henry Avenue
Asheville, NC 28802
(828) 232-5866 - phone
(828) 232-0429 - FAX
scoreboard@citizen-times.com

CHARLOTTE OBSERVER
Mike Persinger, Sports Editor
PO Box 32188
Charlotte, NC 28232
(704) 358-5125 - phone
(704) 358-5110 - FAX
obsports@charlotteobserver.com

FRANKLIN PRESS
Andy Scheidler, Sports Editor
PO Box 350
Franklin, NC 28734
(828) 524-2010 - phone
(828) 524-8821 - FAX
sports@thefranklinpress.com

GREENSBORO NEWS & RECORD
PO Box 20848
Greensboro, NC 27420-0848
(336) 373-7047 - phone
(336) 373-7067 - FAX
sports@news-record.com

HENDERSONVILLE TIMES-NEWS
Ron Wagner, Sports Editor
PO Box 490
Hendersonville, NC 28739
(828) 692-0505 - phone
(828) 692-2319 - FAX
sports@hendersonvilnews.com

SMOKY MOUNTAIN TIMES
Kyle Dixon, Teddy Greene (photo)
PO Box 730
Bryson City, NC 28713
(828) 488-2189 - phone
(828) 488-0315 - FAX

SYLVA HERALD & RULARITE
Carey Phillips, Sports Editor
Box 307
Sylva, NC 28779
(828) 586-2611 - phone
(828) 586-2637 - FAX
carey@thesylvaherald.com

WINSTON-SALEM JOURNAL
Tommy Bowman, Sports Writer
PO Box 3159
Winston-Salem, NC 27102
(336) 727-7320 - phone
(336) 727-4083 - FAX
jbowman@wsjournal.com

WAYNESVILLE ENTERPRISE-MOUNTAINEER
Chuck Fiebemitz, Sports Editor
Zach Colburn, WCU Beat Writer
Drawer 19
Waynesville, NC 28786
(828) 452-0661 - phone
(828) 452-0665
sports@themountaineer.com

WESTERN CAROLINIAN
Sports Editor
PO Box 66
Cullowhee, NC 28723
(828) 227-7267

ELETRONIC MEDIA OUTLETS

WLOS-TV (ABC)
Stan Pamfills, Sports Director
Adam Kohler, Sports Reporter
Edward McDonald, Sports Reporter
110 Technology Drive
Asheville, NC 28803
(828) 651-4563 - phone
(828) 651-4618 - FAX
sports@wlos.com

WWCU RADIO (90.5 FM)
Aaron D'Innocenzi, General Manager
Shawn Strickland, Program Director
Western Carolina University
Old Student Union
Cullowhee, NC 28723
(828) 227-7173 - phone
(828) 227-7099 - FAX

WRGC RADIO (680 AM)
News Director, Frank Byrd
Box 1044
Sylva, NC 28779
(828) 586-9742 - phone
(828) 586-6834 - FAX

WISE RADIO (1310 AM)
Bill McClement, Programming Director
Pat Ryan, WISE Guys
90 Lookout Road
Asheville, NC 28804
(828) 259-9695 - phone

WWNC RADIO (570 AM)
Brian Hall, Peter Clay
13 Summerlin Road
Asheville, NC 28806
(828) 253-3835 - phone

INTERVIEW POLICY:

The Media Relations Office will assist media personnel with interview requests of WCU student-athletes, coaches or administrators. To arrange interviews, please contact Daniel Hooker at least 24 hours in advance. Head Coach Bobby Moranda will be available for interviews prior to or following each practice. With prior notice, student-athletes will be available for interviews at that time as well. Unless special permission is granted well in advance, no interviews of student-athletes or coaches will be conducted on game days until a 10-minute cooling off period after the contest. Media members may attend practices after obtaining clearance through the media relations office. Media members are asked to refrain from contacting student-athletes at their home or dormitory and student-athletes' phone numbers will not be released by the WCU Department of Athletics. Out-of-town media may set up phone interviews to be conducted in the Athletics Department. Coach Bobby Moranda may be reached weekday mornings, however, it is asked that a specific interview time be scheduled.

WORKING CREDENTIALS:

Newsprint and electronic media representatives planning to cover a baseball game at Western Carolina University are asked to request in written form (E-mail or FAX) working credentials from WCU's Media Relations Office. Season passes will be issued to those who cover the Catamounts on a permanent basis. Press passes will be assigned by priority to WCU beat writers, beat writers of the opponents, metropolitan media filing for deadline and specialty publications. If time permits, credentials will be mailed. If not, credentials can be picked up on game day (two hours prior to first pitch) at the Hennon Stadium ticket booth. Credentials will be issued only to those attending the game in a working capacity. Spouses, dates, children and other nonworkers will not be permitted in the press box.

PHOTOGRAPHERS:

Credentials for photographers will be issued on a first-come, first-serve basis with agencies covering the participating schools on a regular basis receiving priority. Each photographer must pick up a photo pass prior to the game. Photographers will shoot from designated areas. Photographers wishing to take field-level photos must do so along the fence beyond the dugouts towards the outfield.

VISITING RADIO BROADCASTS:

The visiting radio station or network (limited to one crew only as designated through the visiting team's sports information office) is asked to request credentials through Western Carolina's Media Relations office. A B-1 dialtone line will be provided at no charge to all Southern Conference opponents and to others who wish to enter into a reciprocal agreement with WCU. Otherwise, the lines are available to visiting radio crews on a pro rata basis. Any additional special broadcast lines, such as ISDN, can be ordered through Verizon at (800) 483-4300.

CATAMOUNTS ON THE WEB:

The WCU baseball home page provides the latest information regarding the Catamounts, including updated statistics, a roster, game notes and press releases. For those unable to attend contests, the Catamount Sports Network will broadcast selected games over the internet as well. Those games can be heard on Cullowhee's WWCU (90.5 FM) as well as on the internet at www.WWCUFM.com. In addition, live stats will be made available for all WCU baseball games via GameTracker on:

WWW.CATAMOUNTSPORTS.COM

SOUTHERN CONFERENCE MEDIA SERVICES:

The Southern Conference maintains a comprehensive site on the world wide web at www.SoConSports.com. In baseball, standings, notes, schedule/results and statistics for each league member are updated on a timely basis. Similar information on the SoCon's other 18 sports are available as well. Please contact Jonathan Caskey (864) 591-5100 in the Southern Conference Public Affairs for additional information.

CATCH CATAMOUNT BASEBALL ON THE RADIO AND ONLINE ...

POWER 90.5
A Broadcast Service of WCU

**FLAGSHIP STATION
OF THE CATAMOUNT SPORTS NETWORK**

WESTERN CAROLINA MEDIA RELATIONS



Daniel Hooker, Western Carolina '01
 Assistant Athletics Director for Media Relations
 Catamount Baseball Contact
 Office: (828) 227-2339
 Cell: (828) 508-2494
 E-Mail: dhooker@email.wcu.edu

Ramsey Center Press Row: (828) 227-2129
 Fax : (828) 227-7688



DENISE GIDEON
 Director of Media Relations



JUSTIN GLOVER
 Media Relations Assistant

WCU PRESS BOX / GAME DAY STAFF

Baseball Game Day Admin.:.....Fred Cantler
 WCU Promotions Contact:.....Josh Thompson
 Public Address:.....Jeff Bryson
 Press Box / Game Day Assistants:
Justin Glover
Bart Haines
Brian Harris
Elizabeth Reaves
Dan White

Mailing/Overnight Address

Ramsey Center - Athletics
 Western Carolina University
 Cullowhee, NC 28723

WESTERN CAROLINA FIGHT SONG

Fight on! You Catamounts,
 Fight for purple and gold.
 Fight on to victory, True warriors bold.
 Wave the royal banner high,
 And let it fill the Western sky.
 So, fight on! you Catamounts, Fight to vic-to-ry!
 Western, Western, Go-Western!
 Go-Cats!
 Fight on! You Catamounts,
 Fight for purple and gold.
 Fight on to victory, True warriors bold.
 Wave the royal banner high,
 And let it fill the Western sky.
 So, fight on! you Catamounts, Fight to vic-to-ry!
 Adopted in 1981, Western's fight song was
 composed by members of the University faculty

WESTERN CAROLINA ALMA MATER

Hail to thee, our Alma Mater Faithful, kind, and true;
 Every son and every daughter Offers praise to you.

- Chorus -

Hail to the dearest spot of all; Hail to WCU! Light and
 life and fond devotion All to thee are due.

Purple robes and colors golden, Streaming every-
 where, Swell our hearts with pride for olden Days and
 friendships dear.

- Chorus -

Under shade trees' friendly bowers, Voices, ever gay,
 Mingles with breath of flowers And the song birds'
 lay.

- Chorus -

Shout aloud with one loud chorus, Voices clear and
 true, Lifted high in praise and honor, All for WCU!

- Chorus -

CatamountSports.com is a fast, accurate Inter-
 net source for official information and coverage of
 Western Carolina Catamount athletics. Regard-
 less of where you are or what time of day,
 you can access up-to-date information on your
 favorite Catamount team.

In March of 2007, Western Carolina renewed
 its partnership with CSTV / CBS Interactive and
 re-launched CatamountSports.com with a new
 look and added amenities for Catamount fans.
 The revamped site offers select audio and video
 streaming, live GameTracker, fan polls, as well
 as statistics on all 16 WCU-sponsored sports.

Thanks to members of the WCU Media Relations
 staff, pre-game releases, game notes and up-to-
 date statistics, photos, results and game recaps
 are updated regularly.



WWW.CATAMOUNTSPORTS.COM

WHAT IS A CATAMOUNT?



Western Carolina University's unique mascot and nickname for its athletics teams seem to always bring about the same question when the Western plays on the road ... "What is a Catamount?" Webster's Dictionary defines "catamount" as "any of various wild cats, such as a cougar or lynx." Cats of the catamount variety, including the bobcat, roam the southern Appalachian Mountains where Western Carolina University is located.

The nickname evolved from a contest that was held on the Cullowhee campus in 1933. The school was called Western Carolina Teachers College at that time and its teams were known as "the Teachers."

Everyone on campus was invited to participate, and the usual names were suggested — Bears, Indians, Panthers. However, the college wanted an unusual name; a name that few others had and that everyone would not copy.

The contest came down to Mountain Boomers, a small ground squirrel that scampers about the woods and is extremely difficult to catch, and Catamounts. Catamounts was the favorite of Head Football Coach C.C. Poindexter and was the nickname chosen. Poindexter wanted his players to be Catamounts with "fierce spirit, savage attacks, and lightning quick moves."

Western Carolina University is the only football-playing school in the nation using the nickname, "Catamounts," with the University of Vermont in Burlington, VT, being the only other school playing under that moniker.

HISTORY OF THE CATAMOUNT LOGO

From 1975 til today

For a complete history of the WCU Catamount logo, visit www.catamountsports.com under "Traditions"



1975-1981



1981-1996



1997-2004



2004-present



2006-

2009 WESTERN CAROLINA CATAMOUNT BASEBALL ROSTER

NO.	NAME	POS.	B/T	HT.	WT.	CL.	HOMETOWN / PREVIOUS SCHOOL / HIGH SCHOOL
1	Ross Heffley	INF/OF	R/R	5-8	175	Fr.	Snellville, Ga. / Brookwood HS
2	Andy John	OF	L/R	5-11	180	Sr.	Raleigh, N.C. / Leesville Road HS
3	Mitchell Hatley	INF	R/R	6-0	180	Sr.	Mt. Pleasant, N.C. / Mt. Pleasant HS
4	Brandon Johnson	RHP	R/R	5-11	200	So.	Morehead City, N.C. / West Carteret HS
5	Mike Tavernier	RHP	R/R	5-11	185	Sr.	Clearwater, Fla. / Hillsborough CC / St. Petersburg Catholic HS
6	Matt Johns	INF	R/R	6-0	180	So.	Stafford, Va. / North Stafford HS
7	Stephen Notaro	C	R/R	6-0	185	Jr.	Thousand Oaks, Calif. / Pierce College / Westlake HS
8	Brent Greer	INF	R/R	6-1	185	Jr.	Manassas, Va. / Osbourn HS
9	Nick Liles	INF	R/R	6-1	185	Jr.	Laurinburg, N.C. / Scotland County HS
12	Rembert Rollison	UT	R/R	6-1	210	Jr.	Charlotte, N.C. / South Mecklenburg HS
14	Garrett Ozar	RHP	R/R	5-11	180	Sr.	Oak Park, Calif. / El Camino JC / Oak Park HS
15	Vance Chavis	LHP	R/L	6-2	175	R-Fr.	Laurinburg, N.C. / Scotland County HS
16	Corey Martin	RHP	R/R	6-3	195	Sr.	Yadkinville, N.C. / Forbush HS
17	Russell Robertson	C	R/R	6-0	195	Jr.	Eden, N.C. / Guilford College / Morehead HS
18	Tyler Kirkpatrick	INF	R/R	6-0	205	Jr.	Charlotte, N.C. / Charlotte Christian HS
19	Logan Bland	C	R/R	6-0	200	Jr.	Charleston, S.C. / Spartanburg Methodist / Bishop England HS
20	Trevor Collias	OF	R/R	6-2	200	Jr.	Marietta, Ga. / Young Harris JC / Pope HS
21	Bryan Corbett	RHP	R/R	6-0	195	Sr.	Statesville, N.C. / Alexander Central HS
22	J.C. Lyons	OF	R/R	6-2	200	Sr.	Marietta, Ga. / Young Harris JC / Walton HS
24	Chris Masters	LHP	L/L	6-0	230	Jr.	Marietta, Ga. / Kennesaw Mountain HS
26	Brock Dorsett	LHP	L/L	6-0	195	Jr.	Raleigh, N.C. / Spartanburg Methodist / Leesville HS
27	Dylan de Graaf	OF	R/R	6-3	205	Jr.	Cumming, Ga. / Pace Academy
28	Lee Murray	OF	L/R	6-0	170	Fr.	Durham, N.C. / C.E. Jordan HS
29	Andrew Blackwell	RHP	R/R	6-1	210	Fr.	Pisgah Forest, N.C. / Brevard HS
30	Radley Haddad	C	L/R	5-11	180	Fr.	Indianapolis, Ind. / Brebeuf Jesuit Prep School
31	Garrett Baker	LHP	L/L	6-3	195	Fr.	Rome, N.Y. / Rome Free Academy
32	Daniel Ottone	RHP	R/R	6-4	240	Jr.	Cary, N.C. / Athens Drive HS
33	Matt Benedict	RHP	R/R	6-5	210	So.	St. Petersburg, Fla. / St. Petersburg HS
35	Jason Sullivan	RHP	R/R	6-3	205	Jr.	Shelbyville, Ind. / Kaskaskia College / Shelbyville HS
41	Kyle Stewart	RHP/INF	R/R	6-3	205	Fr.	Onalaska, Wisc. / Onalaska HS
42	Tyler Brownlow	RHP	R/R	6-2	220	Fr.	Morehead City, N.C. / West Carteret HS
44	Justin Crawley	UT	R/R	6-0	205	R-Fr.	Bryson City, N.C. / Swain HS

WESTERN CAROLINA COACHING STAFF:

25	Bobby Moranda	Head Coach	Eastern Kentucky, 1986	2nd Season at WCU
34	David Haverstick	Associate Head Coach - Pitching Coach	Bethel (Ind.) College, 1997	2nd Season at WCU
11	Grant Achilles	Assistant Head Coach	Wake Forest, 2006	2nd Season at WCU
40	Alan Beck	Asst. Coach - Recruiting Coordinator	Western Carolina, 2004	3rd Season at WCU
25	Bruce Johnson	Undergraduate Assistant		2nd season at WCU

ALPHABETICAL CATAMOUNT ROSTER

31	BAKER, Garrett	Freshman	LHP
33	BENEDICT, Matt	Sophomore	RHP
29	BLACKWELL, Andrew	Freshman	RHP
19	BLAND, Logan	Junior	C
42	BROWNLOW, Tyler	Freshman	RHP
15	CHAVIS, Vance	R-Freshman	LHP
20	COLLIAS, Trevor	Junior	OF
21	CORBETT, Bryan	Senior	RHP
44	CRAWLEY, Justin	R-Freshman	INF/C
26	DORSETT, Brock	Junior	LHP
27	GRAAF, Dylan de	Junior	OF
8	GREER, Brent	Junior	SS
30	HADDAD, Radley	Freshman	C
3	HATLEY, Mitchell	Senior	SS/3B
1	HEFFLEY, Ross	Freshman	OF/INF
2	JOHN, Andy	Senior	OF
6	JOHNS, Matt	Sophomore	1B
4	JOHNSON, Brandon	Sophomore	RHP
18	KIRKPATRICK, Tyler	Junior	3B
9	LILES, Nick	Junior	2B
22	LYONS, J.C.	Senior	OF
16	MARTIN, Corey	Senior	RHP
24	MASTERS, Chris	Junior	LHP
28	MURRAY, Lee	Freshman	OF
7	NOTARO, Stephen	Junior	C
32	OTTONE, Daniel	Junior	RHP
14	OZAR, Garrett	Senior	RHP
17	ROBERTSON, Russell	Junior	C
12	ROLLISON, Rembert	Junior	OF/INF
41	STEWART, Kyle	Freshman	RHP
35	SULLIVAN, Jason	Junior	RHP
5	TAVERNIER, Mike	Senior	RHP

WCU BASEBALL ROSTER BY POSITION

PITCHERS (15)

4	Brandon Johnson	Sophomore	RHP
5	Mike Tavernier	Senior	RHP
14	Garrett Ozar	Senior	RHP
15	Vance Chavis	R-Freshman	LHP
16	Corey Martin	Senior	RHP
21	Bryan Corbett	Senior	RHP
24	Chris Masters	Junior	LHP
26	Brock Dorsett	Junior	LHP
29	Andrew Blackwell	Freshman	RHP
31	Garrett Baker	Freshman	LHP
32	Daniel Ottone	Junior	RHP
33	Matt Benedict	Sophomore	RHP
35	Jason Sullivan	Junior	RHP
41	Kyle Stewart	Freshman	RHP
42	Tyler Brownlow	Freshman	RHP

CATCHERS (4)

7	Stephen Notaro	Junior	C
17	Russell Robertson	Junior	C
19	Logan Bland	Junior	C
30	Radley Haddad	Freshman	C

INFELDERS (5)

3	Mitchell Hatley	Senior	SS/3B
6	Matt Johns	Sophomore	1B
8	Brent Greer	Junior	SS
9	Nick Liles	Junior	2B
18	Tyler Kirkpatrick	Junior	3B

OUTFIELDERS (6)

1	Ross Heffley	Freshman	OF/INF
2	Andy John	Senior	OF
20	Trevor Collias	Junior	OF
22	J.C. Lyons	Senior	OF
27	Dylan de Graaf	Junior	OF
28	Lee Murray	Freshman	OF

UTILITY (2)

12	Rembert Rollison	Junior	OF/INF
44	Justin Crawley	R-Freshman	INF/C



WCU BASEBALL PRONUNCIATION GUIDE

1	Ross Heffley	HEFF - lee
3	Mitchell Hatley	HAT - lee
5	Mike Tavernier	TAV - er - near
7	Stephen Notaro	nuh - TAR - roh
12	Rembert Rollison	RAWL - uh - son
14	Garrett Ozar	OH - zar
20	Trevor Collias	co - LYE - us
27	Dylan de Graaf	duh - Graph
30	Radley Haddad	RAD - lee Huhd - dad
32	Daniel Ottone	OH - tone
HC	Bobby Moranda	More - RAN - duh
AC	David Haverstick	HAVE - er - stick
AC	Grant Achilles	UH - kill - ease



HEAD COACH

Bobby MORANDA

2nd Season at WCU • Eastern Kentucky, 1986

Bobby Moranda was officially introduced as the 10th different head baseball coach at Western Carolina on July 19, 2007. The former Georgia Tech associate head coach brings over 23 years of coaching experience - 18 of which comes from schools in the Atlantic Coast Conference - to WCU.

"Bobby Moranda is one of the most dynamic coaches in college baseball. He has been an important part of successful programs at such schools as Virginia, Wake Forest and Georgia Tech," said Western Athletics Director Chip Smith. "His career includes numerous conference championships and appearances in the NCAA post-season play, including two College World Series berths. We are very excited that Bobby, his wife Pamela and their family will be part of Catamount Athletics and Western Carolina University."

In two seasons at Western Carolina, Moranda has already posted signature victories over fourth-ranked Georgia Tech in the Yellow Jackets first-ever trip to Cullowhee, as well as over 24th-ranked Southern California (USC) on the program's first-ever trip to California. WCU also secured road wins over Clemson and Tennessee in his first season.

Moranda came to Cullowhee after having spent six seasons as the associate head coach at Georgia Tech where he also served a vital role in recruiting and worked extensively with the pitching staff. Prior to his stint with the Yellow Jackets, he spent six years in a similar role at Wake Forest (1996-2001) and was an assistant coach at both Virginia (1990-95) and his alma mater, Eastern Kentucky (1987-89). Overall, Moranda has been a part of 10 conference championships and 12 NCAA Tournament appearances as either a player or a coach.

A combined 19 players that Moranda either recruited or coached have gone on to careers in the Major Leagues. Twelve pitchers have been selected through the top five rounds alone of the Major League Baseball Draft under the tutelage of Moranda. He also helped recruit and coach Matt Wieters, the fifth pick of the 2007 MLB Draft out of Georgia Tech. In all, Moranda has coached over 60 players who have been selected in the baseball draft, 20 of which were undrafted out of high

school.

"I am extremely excited to be the head baseball coach at Western Carolina," said Moranda. "This is an awesome opportunity. Catamount baseball has a strong tradition and I am humbled and honored to now be a part of it. I look forward to embracing and continuing that tradition while raising the bar and elevating our baseball program."

During his six seasons at Georgia Tech, Moranda helped guide the Yellow Jackets to four, Top 10 finishes, four Super Regional appearances, three ACC titles and a pair of appearances in the NCAA College World Series in Omaha. In 2002, Georgia Tech won a school-record 52 games en route to the CWS thanks in part to a pitching staff which set school records for "Fewest Walks per Nine Innings" (2.54 per 9 IP) and best "Walk to Strikeout" ratio (2.90 to 1) while boasting the best team earned run average since 1994 (4.06) and recorded its most shutouts (6) since 1997. He was also a part of an ACC record 25-straight conference victories with the Jackets.

Amidst the run to the College World Series, Moranda's work with the Georgia Tech pitching staff was more evident than ever as the starting rotation of Kyle Bakker, Chris Goodman and Brian Burks combined for a 5-0 record and 0.77 ERA in NCAA regional play, while the entire staff combined for a 2.40 ERA and held opponents to a .208 batting average.

A year later, in 2003, Moranda's pitching staff helped Tech win the ACC championship by sweeping the first triple-header in conference history. The Yellow Jackets defeated North Carolina, Florida State and NC State on the final day of the tournament to capture the league title. Tech's 2003 pitching staff again ranked as one of the better staffs in recent GT history. The Yellow Jackets allowed the fewest hits per nine innings in the last 10 years, while posting the second best ERA in that span.

Prior to making the move to Georgia Tech in 2001, Moranda spent the previous six years at Wake Forest where he helped lead the Demon Deacons to three ACC

Coaching QUICK FACTS

Bobby MORANDA



FULL NAME: Robert Steven Moranda

BIRTHDATE: August 18, 1964

EDUCATION: Bachelor's degree in Broadcast Management with a minor in Marketing from Eastern Kentucky in 1986; Master's degree in Recreation Administration from Eastern Kentucky in 1989.

PLAYING EXPERIENCE: Harper (Ill.) Community College (1983-84); Eastern Kentucky (1985-86)

COACHING EXPERIENCE:

Assistant Coach at Eastern Kentucky (1987-98)

Head Assistant Coach / Recruiting Coordinator at Virginia (1990-95)

Associate Head Coach / Recruiting Coordinator at Wake Forest (1996-2001)

Associate Head Coach at Georgia Tech (2002-2007)

Head Coach at Western Carolina (2008-present)

Championships in his last four seasons. For his work, he was recognized by Baseball America magazine in January 2001 as one of the country's "Rising Stars" in the college baseball coaching ranks.

After helping lay the groundwork for his first two seasons at Wake Forest as head assistant coach, Moranda helped the Demon Deacons to back-to-back ACC Championships in 1998 and 1999, and a third title in 2001. He helped build the Demon Deacon program into one of the best in the nation through his recruiting efforts and his on-field work with the Wake Forest pitching staff and defense. His pitchers tossed two no-hitters, the school's first in 60 years.

Moranda's recruiting classes were annually ranked among the nation's top classes, while his pitching staffs have attracted national attention from both collegiate baseball experts and professional scouts. His recruiting efforts at Wake Forest resulted in six Freshman All-Americans, including the 2001 National Freshman of the Year, the 2003 ACC Player of the Year, and the first collegiate draft pick in 2003. In 1998 his Demon Deacon pitching staff attracted national attention by throwing five complete games in the six-game ACC tournament. The feat helped Wake Forest win the 1998 ACC Championship and advance to the NCAA South I Regional, the Deacons' first NCAA appearance in 21 years. Moranda and the Deacons followed that 1998 performance with a five game sweep through the 1999 ACC Tournament, a trip to the NCAA Super Regional and a top-10 national ranking.

In his six years at Wake Forest, Moranda consistently developed outstanding pitchers. Ten of his pitchers were selected in the Major League Baseball amateur draft, including six that advanced majors including current players David Bush with Milwaukee Brewers and Mike MacDougal of the Kansas City Royals. Five pitchers earned All-America honors, while his pitchers earned all-ACC accolades seven times in his last five years.

His experience with top pitchers extends back to his days at the University of Virginia, where from 1990 to 1995 Moranda helped lay the groundwork as recruiting coordinator that led to the Cavaliers 1996 ACC Championship team.

During his six years in Charlottesville as Virginia's head assistant coach and recruiting coordinator, the Cavs produced more professional players than the program's previous 100 years combined. Prior to Moranda's arrival, Virginia had never produced a first-round draft pick or a first-team All-American. By 1996, however, the Cavaliers had two first round picks among 23 combined players drafted and two first-team All-Americans. Moranda's star pupils and recruits were



outfielder Brian Buchannan and pitcher Seth Greisinger. Buchannan has played with the San Diego Padres and Greisinger, who starred on the 1996 U.S. Olympic team, reached the Major Leagues in 1998 with the Detroit Tigers.

As a player, Moranda was an All-Region performer at Harper Community College in Illinois and was part of back-to-back championship teams before accepting a scholarship to Eastern Kentucky. The native of Palatine, Ill., batted .307 with 20 home runs and 86 RBI in two seasons at EKU, helping the Colonels win two consecutive Ohio Valley Conference championships and a top-30 national ranking. The Colonels made two consecutive NCAA Regional appearances during Moranda's playing career and were just two games away from advancing to Omaha for the College World Series in 1985.

After gaining his undergraduate degree in broadcast management, Moranda stayed at Eastern Kentucky as an assistant coach for three years while working toward his master's degree in recreation administration, and EKU made another NCAA Regional appearance during his tenure. During that time, Moranda also coached an American Legion summer team in Palatine that featured Major League catcher Todd Hundley.

Moranda and his wife Pamela have been married for 15 years. The couple has two children, daughter Taylor Jade, (11) and son Breyson Kade (7).



ASSOCIATE HEAD COACH

David HAVERSTICK

2nd Season at WCU • Bethel (Ind.) College, 1997



David Haverstick joined the Catamount baseball staff in August of 2007. He came to Cullowhee after having spent five seasons as an assistant coach at the Savannah College of Art and Design (SCAD) where he worked with the Bees' pitching staff. He assumes a similar role at Western Carolina, working with the Catamount pitching staff.

Haverstick was also promoted to Associate Head Coach by WCU skipper, Bobby Moranda, prior to the 2009 campaign.

"Having a pitching background, I became aware of and impressed with David about five years ago. He

is a hard-working individual who pitched with three different Major League organizations. I, along with many highly respected peers in the business, feel he is one of the top young pitching coaches whose instruction is on the cutting edge," said Moranda. "Kevin O'Sullivan (current Florida head coach, former Clemson pitching coach) and Derek Johnson (pitching coach at Vanderbilt), among several others, highly recommended David. With every phone call I made, his name kept coming to the top while trying to fill the position."

Last season, Western Carolina's pitching staff featured a second-team All-Southern Conference selection in Mike Tavernier with Chris Masters garnering three So-Con Pitcher of the Week plaudits – the most of any one pitcher in the league.

Under Haverstick's direction, the Bees posted the college's first-ever NAIA National Player of the Week honor in 2006 when Eddie Anderson was named National Pitcher of the Week. Haverstick has coached three All-Florida Sun Conference performers, as well as two NAIA All-Region XIV standouts. The Bees' pitching corps finished the season with the second-best ERA (2.58) in the NAIA as well as

the fifth-best opponents batting average (.224).

In 2007, SCAD had three pitchers with ERAs below 2.37, with five different pitchers striking out 43-or-more batters. Haverstick worked with Ryan Pope, who led the Bees with a 1.15 ERA in 102.0 innings pitched and was drafted in the third round by the New York Yankees in June's MLB Draft. Pope, who was SCAD's first-ever NAIA All-American, holds the distinction as being the highest player drafted out of the Florida Sun Conference.

Prior to moving to Savannah, Haverstick spent two seasons as an assistant coach at Dallas Baptist University. While at DBU, Haverstick guided the 2001 pitching staff to the lowest team ERA in over nine years. He helped lead the Patriots to NAIA Southwestern Regional and Mid-South Super Regional championships as well as a berth in the 2001 NAIA World Series. While at Dallas Baptist, he earned his Master's degree in organizational management.

Haverstick, who was a 16th-round draft selection by the Arizona Diamondbacks in 1997 and was in the system with the D'backs, Florida Marlins (1999) and Washington Nationals (2005), coached three players drafted by major league baseball teams as well as six All-Americans at DBU. The Patriots posted a 78-35 record in the two seasons Haverstick was on staff.

"Haverstick has coached at a couple of institutions with limited resources, but has always managed to produce talented players," concluded Moranda.

Haverstick, a graduate of Bethel (Ind.) College, earned his bachelor's degree in psychology while playing both basketball and baseball for the Pilots. He was an All-Mid-Central Conference selection in baseball as he helped the Pilots to the MCC baseball championship twice (1995,1997) and a berth in the NAIA Great Lakes Regional Tournament in 1997. On the hardwood, he was an NAIA All-American selection, highlighted by a NAIA Division II National Championship in 1997.



ASSISTANT COACH

Alan BECK

3rd Season at WCU • Western Carolina, 2004



Western Carolina alum Alan Beck returned to Cullowhee in mid-July, 2008 to join Bobby Moranda's staff working primarily with the Catamount hitters, as well as serving as the recruiting coordinator.

It is the second-time that the Hudson, N.C., native has coached in Cullowhee. He was on staff as a graduate assistant for two seasons from 2004 and '05.

Beck returns to Western after having served as the first-ever Director of Baseball Operations under former Catamount skipper, Todd Raleigh, at the University of Tennessee. His primary responsibilities at Tennessee included managing all baseball camps, oversight of student managers, serving as an academic liaison and assistance with on-campus recruiting.

Prior to joining the staff at UT, Beck spent the 2007 season as an assistant coach at Young Harris Junior College in Young Harris, Ga. While coaching hitters and infielders, Beck mentored a club that led all Georgia junior colleges in 10 different offensive statistical categories. The 2007 Mountain Lions won the Region XVII regular season and tournament titles, in addition to claiming the district championship. Beck's lone season at YHC was highlighted by the school's first all-time appearance in the Junior College World Series.

Beck ended his four-year career as one of the most outstanding players in both Western Carolina and Southern Conference history. The three-time All-SoCon selection (including a pair of first-team honors) ranks on both the school and league career top-10 lists in several statistical categories. He currently ranks third in career runs (216), third in career RBI (222), third in career total bases (488), fifth in career hits (285), fifth in career doubles (60), sixth in career walks (132) and seventh in career home runs (45), while posting a career .341 batting average.

Those numbers additionally ranked on the SoCon all-time lists as he ended his career ranked fourth in RBIs, fifth in total bases, fifth in walks, fifth in runs scored, eighth in hits, eighth in doubles, eighth in at bats, ninth in home runs and 11th in games played (220).

En route to winning SoCon Player of the Year honors in 2003, Beck led the SoCon in home

runs (18), RBIs (71), runs scored (67) and walks (45), while ranking 30th in the NCAA in homers and tallying seven assists from left field. He was named to the TIAA/CREF Southern Conference All-Academic Team for Spring Sports, was a two-time Southern Conference Player of the Week honoree and was selected second team All-Atlantic Region by the American Baseball Coaches Association.

Beck's collegiate playing career included numerous other impressive achievements as well. As a junior, he ranked among the SoCon's top 10 in nine of 12 offensive statistical categories. From his sophomore to junior seasons, he authored an impressive streak of reaching base safely (hit, walk or hit by pitch) in 65 consecutive games, and he reached base safely in 50 of 54 games played in 2002. He earned first-team All-SoCon acclaim in 2001 after ranking among the NCAA leaders in RBIs (16th with an average of 1.29 per game), walks (22nd with an average of 0.85 per game) and doubles (23rd with an average of 0.42 per game). He also ranked among the SoCon top five in nine offensive categories, leading the league in on-base percentage (.515) and walks.

The Baltimore Orioles selected Beck in the 16th round (464th overall pick) of the 2003 MLB draft, and he played for the Bluefield Orioles and Class A short-season Aberdeen IronBirds in 2003 before attending spring training in 2004. His professional career was cut short, however, after he suffered a severe wrist injury.

It was following his injury that Beck returned to his alma mater in 2005 as a member of the Catamounts coaching staff, working with the outfielders. He helped mentor outfielder Steven Strausbaugh to 2005 SoCon Freshman of the Year honors. The following year, Strausbaugh led the SoCon in home runs and RBIs and was tabbed first-team All-SoCon and was eventually drafted in the 37th round of the 2007 MLB Draft by the New York Yankees.

In the summer of 2006, Beck served as manager of the Thomasville HiToms of the Coastal Plains League. Under his direction, the HiToms not only won a then franchise-record 33 regular-season games, but also the club's first-ever league championship. The team finished with an impressive overall record of 37-23, leading the Coastal Plain League in hits, doubles, home runs and total bases.


Beck completed his undergraduate degree in 2004, receiving his B.S. in Sport Management. He later attained his Master's degree during his two-year coaching stint at WCU, earning an M.A. in Education in 2006. He was married to current Catamount cheerleading coach, Kim Cherry, of Denver, N.C., in mid-August of 2008.



ASSISTANT HEAD COACH

Grant ACHILLES

2nd Season at WCU • Wake Forest, 2005



In mid-August of 2007, Grant Achilles was added to WCU first-year head baseball coach Bobby Moranda's coaching staff as an assistant coach. He was promoted to Assistant Head Coach during fall 2008 practice prior to the 2009 season.

Achilles coordinates and oversees everything with team travel including hotel, meals and coordinating practice times.

Achilles joins the Catamount coaching staff from Charlotte where he spent one season working with the 49er catchers, assisting with the defense and hitters, as well as coaching first base. He worked with Kris Rochelle, who was named first team All-Atlantic-10 and to the all-tournament team at catcher, and was later drafted in the 22nd round of the Major League Baseball draft by the Detroit Tigers. With Achilles on staff, Charlotte enjoyed one of its most successful seasons in history finishing with a school-record 49 wins and ranked as high as 19th in the country. The 49ers advanced to the NCAA Baseball Regional in Columbia, S.C., breaking 11 school seasonal records.

A native of Lynchburg, Va., Achilles has coached in the summer wooden bat leagues. As an assistant coach in 2006, he helped the Thunder Bay Border Cats to a Northwoods League runner-up finish and last season was the associate head coach of the Wilmington Sharks of the Coastal Plains League (CPL) coaching defense and hitting, and third base. Two Sharks were named CPL All-Stars under the tutelage of Achilles.

An infielder by trade, the versatile Achilles played a host of positions with the Demon Deacons including first base, second base, right field and even worked out behind the plate. He appeared in 56 games during his five-year career - which included a medical redshirt in 2004 - making 19 starts. Achilles hit around .220 for his career with a pair of doubles and two home runs with 11 walks and a dozen RBI. A tri-captain of the 2006 squad, Achilles was best remembered at WFU for his hard-work ethic and team mentality.

Achilles was a first team All-Region and All-State selection as a junior and senior at Heritage High, helping to lead his team to a Region III Championship and berth in the Virginia state title game. He was also an Academic All-State selection for three years. During American Legion play, he batted .495 for Post 16 with 27 stolen bases in 2001, the same year he was named MVP of the World Youth Classic Championship.

Moranda is very familiar with the Achilles family as he recruited both Grant and his older brother, Todd, to Wake Forest while an assistant coach.



UNDERGRADUATE ASSISTANT COACH

Bruce JOHNSON

2nd Season at WCU



Bruce Johnson is an undergraduate transfer at Western Carolina and continues to serve as the undergraduate assistant coach for Coach Moranda and staff. Johnson came to Cullowhee after spending one year playing baseball at South Atlantic Conference-member, Newberry College in South Carolina and most recently at Pitt Community College in Greenville, N.C. As a true freshman at Newberry, Johnson hit just under .200 with a pair of doubles and a home run with eight RBI in 27 games.

Each of the past two summers, Johnson has helped coach the Morehead City Post 46 Hurricanes American Legion baseball team. Last year, the squad posted a team all-time best record of 29-5 which came on the heels of a 2006 American Legion State Championship and third-place finish in the south regional in 2006.

A graduate of West Carteret High School in Morehead City, N.C., Johnson hit .440 during his senior year with five home runs and 38 RBI helping his squad to a final record of 22-4. He was a two-time, all-conference selection and earned All-State accolades as a senior. In the classroom, Johnson was a member of the WCHS National Honor Society and was awarded the school's Academic Achievement Award in 2004.

WCU SUPPORT STAFF

Athletic Training / Strength & Conditioning



Lynette MOUNT
Assistant Athletic Trainer
- Baseball Contact



Brad OHRT
Head Strength & Conditioning
Coordinator

MEET THE 2009 CATAMOUNTS – RETURNING PLAYERS



Matt BENELECT 33

6-5 • 210 • Soph. • RHP • R/R
St. Petersburg, Fla. • St. Petersburg HS

2008 (FRESHMAN):

Made nine appearances, including two starts ... Tossed 16.1 innings with 14 strikeouts and 11 walks ... Made his first career start on March 25 against East Tennessee State in Cullowhee, lasting 3.1 innings allowing seven runs - two earned - on six hits with three walks and three strikeouts ... In his second career start against UNC Asheville on April 2, worked a career-long 5.0

innings scattering six hits and three runs with three K's ... Despite receiving no-decisions in each of his starts, Western Carolina won both contests ... Missed most of the month of April due to illness - but returned to the bullpen, making two appearances down the stretch, striking out three in 1.2 innings of work ... Played for the Duluth Huskies of the Northwoods League during the summer following his rookie season.

HIGH SCHOOL:

Four-time letterwinner for St. Petersburg HS ... Led team to three Pinellas County Athletic Conference championships, and a number six state ranking as a sophomore ... Named a second team All-Conference performer his final prep season, as well as being a member of the Pinellas County Senior All Star Team ... During the summer, played for the Columbia Angels out of Houston, Texas.

PERSONAL:

Full name is Matthew Wayne Benedict ... Son of David and Lourdes Benedict ... Has two younger siblings, Dylan and Marisa.



BENELECT'S CAREER PITCHING STATISTICS															
YEAR	ERA	W	L	APP	GS	CG	SHO	CBO	SV	IP	H	R	ER	BB	SO
2008	5.51	0	1	9	2	0	0	0	0	16.1	22	17	10	11	14



Vance CHAVIS 15

6-2 • 185 • R-Fr. • LHP • R/L
Laurinburg, N.C. • Scotland County HS

2008 (FRESHMAN):

Made two appearances before re-aggravating a season-ending elbow injury that required surgery ... Posted a 3.86 ERA as a rookie in 4.2 innings of work ... Made his collegiate debut at Vanderbilt, tossing two-thirds of an inning with a

walk and strikeout in scoreless, hitless relief ... Recorded his first collegiate start against Hartford at home, working four innings and allowing two earned runs on four hits with three walks and four strikeouts.

HIGH SCHOOL:

Led his Scotland HS team to a State Championship win as a junior, becoming only the second team from the school to win a baseball state title...During his senior season, won the Defensive MVP and the Most Valuable Pitcher awards...Was named to the All-Mid-Southeastern Conference team after batting .301 with 21 RBIs and seven stolen bases, as well as going 7-3 with a 2.73 ERA and 82



strikeouts on the mound...Also played three years on the football team, helping the squad reach the second round of the state playoffs as a junior.

PERSONAL:

Personal: Full name is Ashley Vance Chavis...Son of Anthony and Cathy Chavis...Has an older brother, Chris.

CHAVIS' CAREER PITCHING STATISTICS															
YEAR	ERA	W	L	APP	GS	CG	SHO	CBO	SV	IP	H	R	ER	BB	SO
2008	3.86	0	0	2	1	0	0	0	0	4.2	4	2	2	4	5



Bryan CORBETT 21

6-0 • 195 • Sr. • RHP • R/R
Statesville, N.C. • Alexander Central HS

2008 (JUNIOR):

Did not see game action after coming off summer shoulder surgery ... Worked through rehabilitation, tossing in the bullpen by season's end.

2007 (SOPHOMORE):

Pitched 25.0 innings in 15 appearances on the year...Finished the season with a 3.96 ERA and a 3-1 record...Struck out 19

batters and only allowed seven walks...Threw three perfect innings on the year, achieving the feat in back-to-back games against the Citadel, and also striking out one batter in his perfect inning vs. Appalachian State...Struck out a season-high five batters in 3.2 innings at Wofford, picking up the victory in the game...Had three-straight, two-strikeout games in the beginning of the season, ringing up two strikeouts in consecutive outings against Xavier, Columbia, and College of Charleston...Finished the season with at least one strikeout in each of his last eight appearances.

2006 (FRESHMAN):

Recorded 15 appearances during his freshman season, pitching a combined 23.0 innings allowing 24 earned runs for a ERA of 9.39 ... In each appearance during his rookie season, lasted at least one full inning ... Made his collegiate pitching debut on Feb. 26, tossing an inning in the 14-13 win over Illinois at the Stetson Tournament in Deland, Fla. ... Tossed one inning in relief against the Illini ... Made his first career start on March 21 in game one of a double-header against Hartford, lasting a career-best four innings ... Surrendered four earned runs while striking out a career-high five but did not factor in on the decision, a 24-12 Western Carolina victory ... Held the nationally ranked Georgia Tech Yellow Jackets to a pair of runs on one hit in three innings of relief work on March 28.

PRIOR TO WESTERN:

Helped Alexander Central to three straight league titles ... Was 7-0 as a senior ... Named second team All-Piedmont by the Charlotte Observer ... Named All-NW4A Player of the Year.


PERSONAL:

Born Bryan Alan Corbett in Statesville, N.C. ... Son of Alan and Vickie Corbett.

CORBETT'S CAREER PITCHING STATISTICS															
YEAR	ERA	W	L	APP	GS	CG	SHO	CBO	SV	IP	H	R	ER	BB	SO
2006	9.39	0	0	15	1	0	0	0	0	23.0	36	24	24	11	23
2007	3.96	3	1	15	0	0	0	0	0	25.0	28	11	11	7	19
TOTAL	6.56	3	1	30	1	0	0	0	0	48.0	64	35	35	18	42



MEET THE 2009 CATAMOUNTS – RETURNING PLAYERS



Justin CRAWLEY 44

6-0 • 205 • R-Fr. • Utility • R/R
Bryson City, N.C. • Swain HS

2008 (FRESHMAN):
Red-shirted.

HIGH SCHOOL:
Two time All-Smoky Mountain Conference selection as a junior and a senior ... Sophomore year, was named as an honorable mention All-Conference player ... Batted .369 during his senior season, with eight stolen bases to lead his team to a 22-5 record and the second conference championship in school history ... Was a part of two-consecutive conference runner-up squads the previous seasons ... In addition to his success on the diamond, he was also named the Conference Lineman of the Year in football ... Captained three sports his final prep season, leading the football, basketball and baseball teams.

PERSONAL:

Full name is Justin Lee Crawley ... Son of Paul and Wanda Crawley ... Has two siblings.



Dylan de GRAAF 27

6-3 • 205 • Jr. • OF • R/R
Cumming, Ga. • Pace Academy

2008 (SOPHOMORE):
Appeared in 50 of WCU's 57 games on the season, making 42 total starts with 41 of those coming in the outfield, 31 of which were in centerfield ... Finished with a .240 batting average, tallying 36 hits in 150 at bats with 10 extra base hits and a career-high 30 RBI ... Hit his first career home run on March 17 against Hartford, finishing with three round-trippers on the season ...

Recorded nine multi-hit games ... Posted a career-long, five-game hitting streak in early April ... Hit over .300 through the mid-season before a 1-for-25 slump in mid-April dipped his average ... Successfully swiped 17 bases in 20 attempts to rank third on the team in stolen bases ... Only committed one error with four assists in 100 chances for a team-leading .990 fielding percentage.

2007 (FRESHMAN):


Made 15 appearances as a freshman, starting four of those contests ... Had one official at bat with a double and two walks for the season ... Scored four runs on the year.

PRIOR TO WESTERN:

Batted .408 with two home runs and 22 RBI as senior, earning second team South Fulton County All-Area honors ... Was additionally tabbed Pace Academy's Offensive MVP ... As a junior, batted .357 with two home runs.

PERSONAL:

Born Dylan Glenn de Graaf in Cartersville, Ga. ... Son of Glenn and Jenny de Graaf.



Brent GREER 8

6-0 • 185 • Jr. • INF • R/R
Manassas, Va. • Osbourn HS

2008 (SOPHOMORE):
Played in 48 games, making 47 starts at shortstop ... Ranked third on the team with a career-best .352 batting average (68-for-193), including seven home runs to rank fourth on the squad ... Had a .539 slugging percentage during ... Hit .400 on the season with runners in scoring position ... Posted 19 multiple-hit games including four, four-hit games and 11 multi-RBI outings, tied for second on the team and 13 doubles ... Enjoyed a team-best 18-game hitting streak from March 16 through April 8, hitting .514 (38-of-74) with eight doubles, a triple, three home runs and 24 RBI ... Crested .450 at .457 mid-season during his torrid streak ... However, after his streak, endured a 1-for-34 slump over his next nine games including an 0-for-31 stretch that dropped his batting average over 80 points ... Missed the final nine games of the year due to personal reasons.

2007 (FRESHMAN):
Saw extensive action as a freshman, playing in a total of 50 games and starting 48 of those at Shortstop...finished the year with a .269 batting average in 171 plate appearances...Had 13 doubles and 21 RBIs...In the field, he amassed a .959 fielding percentage...After the season, played with fellow Catamounts Jason Haynes and Daniel Ottone on the Fauquier Gators of the Valley League...batted .213 in 35 games, all of which he was the starter.

PRIOR TO WESTERN:

Tabbed second team All-State, as well as first team All-District and All-Region as a senior ... Batted .405 with nine doubles, nine stolen bases, three home runs and 26 RBI ... Led Osbourn to a 22-2 record as well as district and regional championships ... Missed most of his junior season with a broken wrist, getting back for the end of the year as Osbourn reached the state championship, falling there 9-8 in 12 innings ... Was a first team All-District pick as a sophomore, batting .333 with five doubles.


PERSONAL:

Born Brent Douglas Greer in Abingdon, Va. ... Son of Johnny and Tonya Greer.

DE GRAAF'S CAREER OFFENSIVE STATISTICS														
YEAR	AVG	GP	GS	AB	R	H	2B	3B	HR	RBI	BB	SO	SB	ATT
2007	.154	15	4	13	4	2	1	0	0	0	2	7	0	0
2008	.240	50	42	150	33	36	5	2	3	30	34	38	17	20
TOTAL	.233	65	46	163	37	38	6	2	3	30	36	45	17	20

GREER'S CAREER OFFENSIVE STATISTICS														
YEAR	AVG	GP	GS	AB	R	H	2B	3B	HR	RBI	BB	SO	SB	ATT
2007	.269	50	48	171	31	46	13	1	3	21	14	38	3	3
2008	.352	48	47	193	55	68	13	1	7	38	32	41	2	4
TOTAL	.313	98	95	364	86	114	26	2	10	59	46	79	5	7

MEET THE 2009 CATAMOUNTS – RETURNING PLAYERS



Mitchell HATLEY

3

6-0 • 180 • Sr. • INF • R/R
Mt. Pleasant, N.C. • Mt. Pleasant HS

2008 (JUNIOR):

Appeared in 27 games, making 20 starts including the final nine-straight at season's end at shortstop ... Hit .210 with two doubles and three multi-hit games, thrice tallying two base hits in a single game ... Finished 2-for-4 in the series finale at Elon and in the road win over Clemson in mid-April, with a 2-for-3, three-run game at The Citadel as the Catamounts swept the

Bulldogs in Charleston ... Tied his career-long, five-game hitting streak by reaching safely in five-straight games in mid-May through the opening round of the SoCon Tournament ... Helped turn 18 double-plays with 62 assists and 34 putouts along the infield.

2007 (SOPHOMORE):

Continued his growth in his sophomore year, playing in 32 games, including 15 starts in the infield...Batted .254 on the season in 59 at-bats...Over the summer months, played for the Tennessee Tornado of the Southern Collegiate Baseball League with WCU teammates Andy John and Bryan Corbett.

2006 (FRESHMAN):

Played in 28 games, making 18 starts for the Catamounts during his freshman season ... Made his first appearance in a pinch hit role against UNC Asheville on Feb. 28 ... His first career start came at Appalachian State on March 31 ... Went 1-for-4 with a strikeout and four assists in the field in his debut in the starting lineup ... In 64 at bats last season, recorded 11 hits, including a pair of doubles, and accounted for 10 runs including four scored and six RBI ... Finished with a seasonal batting average of .172 and a .203 slugging percentage.

PRIOR TO WESTERN:

Selected first team All-Rocky River Conference in football ... Named Charlotte Observer High School Male Athlete of the Year for Mt. Pleasant High School.

PERSONAL:

Born Mitchell Wayne Hatley in Concord, N.C. ... Son of Wayne and Tamera Hatley.

HATLEY'S CAREER OFFENSIVE STATISTICS

YEAR	AVG	GP	GS	AB	R	H	2B	3B	HR	RBI	BB	SO	SB	ATT
2006	.172	28	18	64	4	11	2	0	0	6	1	18	0	0
2007	.254	32	15	59	11	15	2	0	0	8	5	12	4	5
2008	.210	27	20	62	15	13	2	0	0	4	9	19	2	2
TOTAL	.211	87	53	185	30	39	6	0	0	18	15	49	6	7



Andy JOHN

2

5-11 • 180 • Sr. • OF • L/R
Mt. Pleasant, N.C. • Mt. Pleasant HS

2008 (JUNIOR):

Appeared in nine games, making three starts as the designated hitter before re-injuring his shoulder forcing him to have season-ending surgery ... Was hitting an even .200 (3-for-15) with two extra base hits including a double and a three-run home run prior to the injury ... Hit the home run against Marshall one pitch after the Thundering Herd catcher a dropped foul ball that continued the two-out rally ... Andy's homer occurred almost simultaneously as his twin brother, Joe, blasted a three-run home run to left in the sixth inning in Guilford's 8-5 win over Wabash.

2007 (SOPHOMORE):

Made an appearance in 31 games, starting nine of those...Rang up 13 hits in 53 at bats, for a .245 average...Had six RBI on the year...Longest consecutive hit streak was 3 games in mid March...Went a season-best 2-for-4 with a home run May 6 at Appalachian State...Played for the Tennessee Tornado of the Southern Collegiate Baseball League with WCU teammates Mitchell Hatley and Bryan Corbett...Played in 17 games...Amassed a .944 fielding percentage with 15 put outs and 2 assists in the field.

2006 (FRESHMAN):

Appeared in 26 games as a freshman, making 11 starts ... In 49 at bats, tallied 11 hits, including four doubles to hit .224 ... Was a perfect 3-for-3 in the stolen base department ... Enters this season with two multiple-RBI games ... Career-best performance came at home against UNC Greensboro after going 3-for-4 with a run scored and an RBI ... Longest consecutive hit streak is four games spanning early March of 2006.

PRIOR TO WESTERN:

A two-sport star at Leesville Road HS, excelling in both baseball and football ... Batted .412 as a senior ... Holds three school records, including most triples in a season, most triples in a career and most runs scored in a game ... Named Leesville's Most Valuable Defensive Player for football as a senior ... Four time Honor Roll selection and member of the National Honor Society.


PERSONAL:

Born Joseph Andrew John II in Greensboro, N.C. ... Son on Joe and Evelyn John...Has a brother, Joe - who plays collegiate baseball at Guilford College - and a sister, Stephanie (Steffi).

JOHN'S CAREER OFFENSIVE STATISTICS

YEAR	AVG	GP	GS	AB	R	H	2B	3B	HR	RBI	BB	SO	SB	ATT
2006	.224	26	11	49	6	11	4	0	0	7	3	18	3	3
2007	.245	38	9	53	8	13	1	0	1	6	3	8	1	1
2008	.200	9	3	15	3	3	1	0	1	4	2	9	0	0
TOTAL	.231	73	23	117	17	27	6	0	2	17	8	35	4	4

MEET THE 2009 CATAMOUNTS – RETURNING PLAYERS



Matt JOHNS

6

6-0 • 180 • So. • INF • R/R
Stafford, Va. • North Stafford HS

NOTES:

Had Tommy John's surgery on his elbow during the off-season after his rookie campaign ... Made a full recovery in time for the spring after participating in a limited role in fall practice.

2008 (FRESHMAN):

Made 38 appearances with 32 starts scattered between designated hitter (23), second base (3), left field (3), right field (2) and third base (1) ... Belted a solo home run to left center field for his first collegiate hit on March 1 against George Mason as a part of 3-for-5 outing which included two doubles ... Hit .318 with 34 hits in 107 at bats, finishing with eight doubles and four homers ... Tallied nine multiple-hit games and seven multi-RBI outings ... Posted a career-high 4-for-5 outing with three RBI in the opening round of the SoCon tournament against Davidson ... Had a career-long, five-game hitting streak in late March before concluding his rookie campaign with a three-game streak ... Made one pitching appearance, tossing 0.1 inning allowing five runs - only one of which was earned - on one hit with two walks and one hit batter.

HIGH SCHOOL:

As a junior at North Stafford HS, he was a first team All-Commonwealth District both as a shortstop and pitcher ... Was tabbed second team All-Northwest Region as a shortstop and second team All-Met as a pitcher by the Washington Post ... Added first team All-Area honors as a utility player ... Batted .426 with four doubles, five home runs and eight stolen bases ... On the mound, he was 7-1 with three saves ... Posted a 3.47 ERA with 61 strikeouts in 49 innings pitched ... Was a Commonwealth Games participant ... Senior season, batted .417 with three home runs, and added another All-District team honor to his resume...As a sophomore, batted .377 with 11 stolen bases.

PERSONAL:

Full name is Matthew Theodore Johns ... Son of Tracy and Jan Johns ... Has one younger sibling, Casey.



JOHNS' CAREER OFFENSIVE STATISTICS														
YEAR	AVG	GP	GS	AB	R	H	2B	3B	HR	RBI	BB	SO	SB	ATT
2008	.318	38	32	107	30	34	8	0	4	25	23	34	8	10
TOTAL	.318	38	32	107	30	34	8	0	4	25	23	34	8	10



Brandon JOHNSON

4

5-11 • 200 • So. • RHP • R/R
Morehead City, N.C. • West Carteret HS

2008 (FRESHMAN):

Made 19 appearances with two starts during his first season, finishing with a 2-1 overall record ... Pitched 29.2 innings with an ERA of 7.89 ... Opponents only hit .245 against him during his freshman season ... Earned his first career victory after tossing two innings of one-run, one-hit relief against Creighton, striking out two ... Worked 4.2 innings in his first career start at Mercer

but did not factor into the decision ... In his second career start, lasted a career-long 6.0 innings to secure the win over Gardner-Webb, scattering three hits in scoreless work with a career-high five strikeouts ... Pitched for the Madison Mallards of the Northwoods League during the summer following his rookie season.

HIGH SCHOOL:


Helped West Carteret, who was ranked number one in the state in 2006, to consecutive appearances in the North Carolina High School Athletic Association Class 3A eastern semifinals, and three conference championships in a row...Was a four year letter winner for baseball, and started every game of his prep career...During his senior campaign, went 7-3 with four saves...Had an ERA of 1.20 in 80 innings pitched, with 85 strikeouts and only 10 walks for an astronomical 8.5 K/BB ratio...Batted .313 with 20 RBI and 12 stolen bases to compliment his work on the mound...In addition, he was named both the football team's defensive and special teams player of the year as a junior.



HIGH SCHOOL:

Full name is Brandon Scott Johnson ... Son of Bruce and Kim Johnson ... His an older brother, Bruce, played baseball at Newberry College before transferring and working as a student-assistant at Western.

JOHNSON'S CAREER PITCHING STATISTICS															
YEAR	ERA	W	L	APP	GS	CG	SHO	CBO	SV	IP	H	R	ER	BB	SO
2008	7.89	2	1	19	2	0	0	1	0	29.2	27	33	26	21	23



Tyler KIRKPATRICK

18

6-0 • 205 • Jr. • INF • R/R
Charlotte, N.C. • Charlotte Christian

2008 (SOPHOMORE):

Played in 53 of Western's 57 games on the year, making 50 starts including 30 at first base, 19 at third and once at second ... Hit .258 in his second season with 47 hits in 182 at bats and 35 RBI to rank fifth on the team ... Recorded a career-long, five-game hitting streak in mid-March ... Tallied 11 multiple hit games including four, three-hit outings, with seven multiple RBI games ... Drove in a career-high five runs in game one of a double-header against Hartford, blasting two home runs in his first career multi-home run game as WCU scored a school-record 32 runs in the win ... Ranked third on the team with eight home runs, adding eight doubles for a .434 slugging percentage ... Played for the Winchester Royals of the Valley League during the summer.

2007 (FRESHMAN):

2007 (Freshman): Started ten of the 28 games he appeared in as a freshman...Finished the season with a .209 batting average, including four doubles and nine RBIs...Recorded his first career hit vs. Columbia in a game in which he also scored the first run of his Catamount career...Connected on his only home run of the season in the second game of the Columbia series to drive home a career-high three runs...Had a season-high two hits against The Citadel, going a perfect 2-2 with a pair of doubles and two RBIs...

PRIOR TO WESTERN:

Spent the summer after hs senior season playing with future Catamount teammate Reid Rollison on the Gastonia Grizzlies of the Coastal Plain League...Made 28 starts and 30 appearances on the season, batting .151 with three homr runs and nine RBIs...Defensively, made 31 put outs with 60 assists for a fielding perenetae of .958... Named first team North Carolina Independent School Athletic Association 3A All-State as both a senior and junior ... Tabbed second team All-Mecklenburg County by the Charlotte Observer after his junior season ... Rated 31st by IMPACT BASEBALL.com on the North Carolina top 50 prospects

MEET THE 2009 CATAMOUNTS – RETURNING PLAYERS




list ... Led Charlotte Christian to back-to-back state championships in 2005 and '06 ... As a sophomore, played at Independence High, who was state runner-up.

PERSONAL:

Born Michael Tyler Kirkpatrick in Charlotte, N.C. ... Son of Marty Kirkpatrick and Karen Harvey.

KIRKPATRICK'S CAREER OFFENSIVE STATISTICS

YEAR	AVG	GP	GS	AB	R	H	2B	3B	HR	RBI	BB	SO	SB	ATT
2007	.209	28	10	43	6	9	4	0	1	9	6	10	0	0
2008	.258	53	50	182	35	47	8	0	8	35	37	43	7	9
TOTAL	.249	81	60	225	41	56	12	0	9	44	43	53	7	9



Nick LILES

9

6-1 • 185 • Jr. • INF • R/R
Laurinburg, N.C. • Scotland County HS

2008 (SOPHOMORE):

Started all 57 games for WCU - 36 at third base before ending the season with 21 starts at second base ... Gamed Second Team All-Southern Conference accolades at second ... Hit .346 for the season with 93 hits in a WCU single-

season, school-record 269 at bats ... Led the team with 58 runs scored on the year ... His 93 base hits not only ranked second in the SoCon, but were also ranked as the 10th-best, single-season in school history ... Led the team with 30 multiple hit games - including four, four-hit games - and tallied the team's second-longest hitting streak by reaching successfully in 17-straight games during mid-season ... Also paced the squad with 19 doubles to rank inside the top 10 in the conference, adding three home runs for a .457 slugging percentage ... Was named pre-season Second Team All-Southern Conference by the league's coaches at third base



... Played in the prestigious Cape Cod league during the summer for the Yarmouth-Dennis Red Sox with classmate, Chris Masters ... Was named the starting second baseman in the Cape Cod League All-Star game.

2007 (FRESHMAN):

Was a productive member of the WCU team as a freshman...Started 59 of the 60 games in which he played...finished the year with a .335 batting average, good for 5th on the team... Started his college career with a six game hitting streak in his first six collegiate games, and continuing that streak with hits in 18 of his first 19 games...He was walked 27 times and had 11 doubles...Was named to the Chapel Hill Regional All-Tournament team, where he recorded three base hits on the weekend, including a two RBI double to help spark a four-run inning in the final game against host North Carolina...Over the summer, he teamed with future Catamount JC Lyons on the Florence Red Wolves of the Coastal Plains League...There he continued his success, starting all 47 games and batting .317 with 27 runs...In the field, he finished the year with a .921 fielding percentage, including 119 assists and 90 put outs.

PRIOR TO WESTERN:

Drafted 2006 MLB Draft, 29th Round (pick 866) by the San Francisco Giants ... Led Scotland HS to the 2006 4A State Championship ... He had three hits in the championship game as the Scots defeated South Caldwell 10-5 and posted a 29-4 record for the season ... An IMPACT BASEBALL.com North Carolina Player of the Year candidate, batted .477 with 15 doubles, two home runs and 40 RBI ... Prior to his senior season, he was rated 18th by IMPACT BASEBALL.com on the North Carolina top 50 prospects ... As a junior, batted .357 with 19 RBI, 26 runs and six stolen bases ... A participant in the North Carolina State Games, Liles went 7-for-12 at the plate with a home run, double and triple. As a sophomore, he batted .359 with 37 runs scored and a .516 on-base percentage ... Led Scotland County to the 2004 and '05 M-SEC Conference Championship.

PERSONAL:


Born Steven Nicholas Liles in Moore County, N.C. ... Son of Steve and Becky Liles.

LILES' CAREER OFFENSIVE STATISTICS

YEAR	AVG	GP	GS	AB	R	H	2B	3B	HR	RBI	BB	SO	SB	ATT
2007	.335	60	59	227	43	76	11	1	2	41	27	22	5	7
2008	.346	57	57	269	58	93	19	1	3	28	18	22	22	24
TOTAL	.341	117	116	496	101	169	30	2	5	69	45	44	27	31



MEET THE 2009 CATAMOUNTS – RETURNING PLAYERS



J.C. LYONS

22

6-2 • 200 • Sr. • OF • R/R
Marietta, Ga. • Young Harris / Walton HS

2008 (JUNIOR):

Started 38 games as a junior transfer including 20 in center-field, seven in right, six in left and five times the DH ... Hit .273 for the season with 13 doubles and 13 home runs for a .596 slugging percentage to rank second on the squad in the latter two categories ... His 53 RBI were also second-most on the team ... Had 12 multiple hit games and 11 multi-RBI games - includ-

ing two 5-or-more RBI outings - tied for second on the squad ... Led WCU with 18, two-out RBI ... Posted a career-high eight RBI on a 4-for-6 outing with two home runs in a home win over UNC Greensboro on March 28 ... Missed a month of the season due to a broken hand - at the time of his injury, was hitting .314 with nine home runs, 10 doubles and 35 RBI ... After returning from injury, struggled through a 7-for-42 (.167) stretch with three extra base hits before concluding the season with a 5-for-17 (.294) swing with three home runs and a double.

PRIOR TO WESTERN:

Transferred to WCU from Young Harris Junior College where he played for former Catamount Alan Beck who was an assistant coach ... Led Young Harris to the 2007 JUCO World Series for the first time in school history...Batted .330 with six home runs and 30 RBIs on the year... Was named second team GJCAA Region XVII All-Conference in 2006 ... Helped Young Harris to a 42-10 record after batting .376, including 15 doubles, seven home runs, and 30 RBIs... Of his seven homers, three came in one game, tying a school record... Spent his summer playing with fellow Catamount Nick Liles on the Florence Red Wolves of the Coastal Plain League...Started 15 of the 17 games he appeared in, batting .230 with four doubles and seven RBIs on the season.

PERSONAL:

Born James Christopher Lyons ... Son of Mike and MaryBeth Lyons.

LYONS' CAREER OFFENSIVE STATISTICS														
YEAR	AVG	GP	GS	AB	R	H	2B	3B	HR	RBI	BB	SO	SB	ATT
2008	.273	38	38	161	36	44	13	0	13	53	9	36	1	2
TOTAL	.273	38	38	161	36	44	13	0	13	53	9	36	1	2



Corey MARTIN

16

6-3 • 195 • Sr. • RHP • R/R
Yadkinville, N.C. • Forbush HS

2008 (JUNIOR):

Started nine of his 17 appearances, working 57.1 innings with a 2-2 overall record ... Pitched three-or-more innings in 10 of his outings ... Struck out 47 against 29 walks on the year ... Again opened by coming out of the bullpen for the Catamounts, making his first start against UNC Greensboro on March 30 and moving back into the Sunday starter role ... Struck out a season-

high seven - including four-straight looking between the sixth and seventh innings - against UNC Asheville at McCormick Field ... Earned his first win of the season at Elon, preventing the three-game sweep by the eventual regular season and tournament champion Phoenix ... Tossed a career-high 6.1 innings in a win over Wofford on May 4.

2007 (SOPHOMORE):

Made 19 appearances for the Catamounts, including nine starts...Started the season coming out of the bullpen, but solidified the Sunday starter position by the middle of the season, starting eight of his last nine appearances...Posted an overall record of 5-3, tying for the third most wins on the team...Struck out 37 batters in 59.1 innings pitched on the season... Allowed only 14 walks and five home runs the entire year...Recorded a season and career-high eight strikeouts in the regular season finale against Georgia Southern...In his inaugural start on the season, pitched six shutout innings, striking out two and only allowing one hit for the game...Picked up his lone save in the second game of the season, when he came in and threw three innings of relief in a win against East Tennessee State.

2006 (FRESHMAN):

Tossed 26.2 innings in 18 appearances, making four starts with an 8.78 ERA ... Walked 19 and struck out 14 as a true freshman ... Longest outing was three innings in a starting role against Kennesaw State ... Struck out a career-best three against Princeton.

PRIOR TO WESTERN:

Named All-Mountain Valley 2A Conference, as well as all-tournament at the conference championship ... Posted a 6-1 record in 45.1 innings with 70 strikeouts ... Hit 86-88 mph on the mound during the 2004 State Games ... Was also the starting pitcher for the West team at the State Games and got the win ... As a junior, tallied 74 strikeouts in 54 innings pitched ... Also ran cross country and played basketball at Forbush.

MEET THE 2009 CATAMOUNTS – RETURNING PLAYERS

PERSONAL:

Born Corey Thomas Martin in Yadkinville, N.C. ... Son of Phil and Theresa Martin ... Received a North Carolina Teaching Fellows scholarship to attend Western Carolina University.

MARTIN'S CAREER PITCHING STATISTICS

YEAR	ERA	W	L	APP	GS	CG	SHO	CBO	SV	IP	H	R	ER	BB	SO
2006	8.78	0	0	18	4	0	0	2	0	26.2	42	29	26	19	14
2007	5.16	5	3	19	9	0	0	0	1	59.1	72	37	34	14	37
2008	8.01	2	2	17	9	0	0	0	0	57.1	78	59	51	29	47
TOTAL	6.97	7	5	54	22	0	0	2	1	143.1	192	125	111	62	98



Chris MASTERS

24

6-0 • 230 • Jr. • LHP • L/L

Marietta, Ga. • Kennesaw Mountain HS

2008 (SOPHOMORE):

Appeared in 28 games with one start, a no-decision against Creighton in the Rice Tournament ... Led the team with an 8-4 overall record, a 4.24 earned run average and 80 strikeouts through his 68.0 innings pitched ... His eight victories and 80 K's ranked inside the top four in SoCon statistical categories ... Opponents only hit .227 against the southpaw for the season ...

Was a three-time Southern Conference Pitcher of the Week ... Earned his first honor of the season on March 31 after earning two wins and a save in five relief appearances ... He tossed 7.1 innings of one-hit baseball, pitching around four walks with six strikeouts ... Garnered his second weekly honor on April 21 after working 4.2 perfect innings, retiring all 14 batters he faced including four 1-2-3 innings at against Appalachian State allowing the Catamounts to rally and win in extra frames ... Tallied his third weekly award on May 5 with two wins in relief over Wofford in three appearances, allowing one run in eight innings of work with nine strikeouts ... Tied his career-long outing with six innings with a career-best nine strikeouts in the SoCon tournament against Appalachian State ... Was selected as a member of the pre-season All-Southern Conference Second Team as a relief pitcher by both the league's coaches and the SoCon Sports Media Association ... Played in the prestigious Cape Cod league during the summer for the Yarmouth-Dennis Red Sox with classmate, Nick Liles.

2007 (FRESHMAN):

Worked as both a midweek starter and a strong setup reliever during his freshman campaign... Ended the season with a record of 5-2, tied for third best on the team...Pitched 54.1 innings in 31 appearances, with four starts...His 62 strikeouts were good for second best on the team for the season...Had the lowest ERA among the relievers at 3.31...During the season, worked 15-consecutive innings of scoreless relief, including 21 strikeouts in mid-season...Had a career-long outing of six innings against East Tennessee State, in a game where he also set a career-high with five strikeouts in the performance...Was named the Southern Conference Pitcher of the Week for the week of April 30, in which he made two appearances totaling 5.1 innings, allowing two singles and striking out six batters...Played for the New Market Rebels of the Valley League over the summer with WCU teammate Barrett Shaft...Made seven appearances for the Rebels, racking up a 2-2 record and a 2.59 ERA.... Pitched a total of 41.2 innings, allowing opposing batters to only hit .182...Struck out 58 and walked 15 for an impressive 3.9/1 Strikeout/Walk Ratio.



PRIOR TO WESTERN:

Selected to go to Turner Field for the Braves 400 Club, which is an organization that honors the top 18 metro Atlanta high school baseball all-stars ... Tabbed as one of the top eight pitchers in the state of Georgia ... A two-time, first team All-Cobb County selection by the Atlanta Journal-Constitution and Marietta Daily Journal ... A member of the Team Georgia as a junior and senior, earning all-tournament at the event as a senior ... Set school records for career wins (23) and strikeouts, getting 106 in 52 innings as a senior and 242 in his career ... As a junior, posted a 6-1 record with a 2.55 ERA, leading Kennesaw to the Georgia AAAAA semifinals and a 28-7 record ... Went 5-2 with a 2.91 ERA as a sophomore.

PERSONAL:

Born Christopher Byron Masters in Rocky Mount, N.C. ... Son of John and Wanda Masters.

MASTERS' CAREER PITCHING STATISTICS

YEAR	ERA	W	L	APP	GS	CG	SHO	CBO	SV	IP	H	R	ER	BB	SO
2007	3.31	5	2	31	4	0	0	1	1	54.1	52	31	20	33	62
2008	4.24	8	4	28	1	0	0	1	2	68.0	58	33	32	36	80
TOTAL	3.83	13	6	59	5	0	0	2	3	122.1	110	64	52	69	142



Stephen NOTARO

7

6-0 • 185 • Jr. • C • R/R

Thousand Oaks, Calif. • Pierce / Westlake HS

2008 (SOPHOMORE):

Appeared in 22 games with 18 starts including the final eight-straight to end the season behind the plate ... Suffered a severely broken pinky finger that sidelined him through the first third of the season ... Finished with a team-best, .403 batting average with 29 hits in 72 at bats ... Raised his batting average

236 points over the last month of the season thanks in part to a career-long, 10-game hitting streak - nine of which were multiple hit games ... During his hitting tirade, accounted for 25 of his 29 seasonal hits including two of his four doubles and all four home runs ... Drove in a career-best four RBI with two home runs against the College of Charleston in Cullowhee ... Tallied a career-high three hits on four separate occasions ... Hit a team-best .429 (9-of-21) with runners in scoring position ... Homered almost simultaneously as his brother, Michael, at The Citadel - a solo shot that propelled WCU to a 5-3 win in 10 innings as the Catamounts swept the Bulldogs in Charleston.

PRIOR TO WESTERN:

Played as a freshman for the Los Angeles Pierce College Brahmas, a member of the Western States Conference South Division (WSC South) ... Hit .333 last season as a rookie while also catching both games for PC in the California State Tournament ... Was a three-year Big League All-Star, belting a three-run home run in helping Thousand Oaks capture the Section 2 title. HIGH SCHOOL: Played for California power Westlake High School, where he was a three-year letterwinner ... Batted .400 in 28 games as a senior, with four home runs and 27 RBI.

PERSONAL:


Son of Tony and Diana Notaro ... Has one brother, Michael, and one sister, Taylor ... Caught for his brother when the two were in high school ... Michael went on to play collegiate baseball for Fresno State University before transferring to Oral Roberts for the 2008 season.



NOTARO'S CAREER OFFENSIVE STATISTICS

YEAR	AVG	GP	GS	AB	R	H	2B	3B	HR	RBI	BB	SO	SB	ATT
2008	.403	22	18	72	21	29	4	1	4	19	11	15	0	0
TOTAL	.403	22	18	72	21	29	4	1	4	19	11	15	0	0

MEET THE 2009 CATAMOUNTS – RETURNING PLAYERS



Daniel OTTONE

32

6-4 • 240 • Jr. • RHP • R/R
Cary, N.C. • Athens Drive HS

2008 (SOPHOMORE):

Made 11 appearances including a career-best five starts ... Posted a 1-2 record in 30.0 innings of action with 30 strikeouts against 11 walks for a team-best 2.7 strikeout-to-walk ratio ... Made his first career start against UNC Asheville at McCormick Field, lasting three innings allowing five runs on four hits with three walks and three strikeouts, but did not factor into the decision ...

Earned his first collegiate victory in his second all-time start, tossing four innings of two-run, five-hit work at Gardner-Webb with four strikeouts ... Was entrusted with the start twice against perennial powerhouse, Clemson ... Posted three-straight appearances in which he recorded a career-high five strikeouts including Clemson, Furman and the College of Charleston ... Only allowed two earned runs against 11 strikeouts in the final 7.1 innings of relief work he made in his final four relief appearances ... Returned to the Valley League to play for the Fauquier Gators during the summer.

2007 (FRESHMAN):

Took the mound 13 times as a freshman, pitching 17.2 innings on the year in relief...Struck out 11 batters...Was a quality reliever in times of need for the Catamounts...Had a season-high three strikeouts in a game, occurring three times...Joined the Catamount contingent on the Fauquier Gators of the Valley League during the summer, becoming the third WCU player on the team...Made 13 appearances for 17.2 innings for the Gators, mirroring his regular season workload...Had 25 strikeouts...Finished 4th on the team with a 2.04 ERA, allowing opposing batters to hit only .157.

PRIOR TO WESTERN:

As a junior, named first team 2005 North Carolina Baseball Coaches Association 4A All-State ... Had an elbow injury as a senior ... Despite that, batted .320 with three home runs and 20 RBI to earn All-Tri-Seven Conference honors ... As a junior, was tabbed Tri-Seven Conference Player of the Year after batting .447 with nine doubles, six home runs and 41 RBI ... On the mound, posted a 7-1 record and a 1.91 ERA ... As a sophomore won the first of three All-Conference honors ... Batted .350 and went 7-1 on the mound with a 1.99 ERA ... For his career, struck out 78 batters in 78 innings ... Also a three-time Academic All-Conference honoree.

PERSONAL:

Born Daniel Steven Ottone in Middletown, N.Y. ... Son of Steve and Janet Ottone.

OTTONE'S CAREER PITCHING STATISTICS

YEAR	ERA	W	L	APP	GS	CG	SHO	CBO	SV	IP	H	R	ER	BB	SO
2007	6.62	0	0	13	0	0	0	0	0	17.2	25	15	13	10	11
2008	4.80	1	2	11	5	0	0	0	0	30.0	37	24	16	11	30
TOTAL	5.48	1	2	24	5	0	0	0	0	47.2	62	39	29	21	41



Garrett OZAR

14

5-11 • 180 • Sr. • RHP • R/R
Oak Park, Calif. • El Camino / Oak Park HS

2008 (JUNIOR):

Made the third-most appearances on the team with 23, including seven starts ... Recorded a 4-2 overall record, tied for the second-most wins on staff, with a 6.75 ERA ... Tallied 53 strikeouts in 66.2 innings of work to rank tied for fourth on the team ... Was tied for second on staff with a 2.2 strikeout-to-walk ratio ... Earned his first victory for the purple and gold in his first start,

downing Marshall, 11-5, on Feb. 23 after scattering eight base hits and four runs with a pair of strikeouts in five innings ... Tossed a career-long seven innings against Coastal Carolina on March 2 ... Twice fanned a career-high six against Hartford and UNC Greensboro ... Pitched the final three innings at Tennessee on April 29 to garner his first career save.

PRIOR TO WESTERN:

Spent two years at El Camino College ... Did not see action freshman year ...As a sophomore, set a school record for wins in a season with 11 ... Overall, went 11-1 on the year, helping lead El Camino to a 31-13 record and a first place finish in the South Coast Conference... Named to the first team All-South Coast team ... Named his team's Most Valuable Pitcher for the year...Ended the season with a 3.20 ERA in 98.1 innings of work...Struck out 72 batters and only walked 28 the entire season ... HIGH SCHOOL: Was a three-time first-team All-Tri-Valley League honoree, and an honorable mention pick as a freshman ... Made the All-Ventura County team as a senior ... Three-time team Most Valuable Pitcher award winner ... Holds the Oak Park HS career wins record with 29.


PERSONAL:

Full name is Garrett Michael Ozar ... Son of Harry and Erin Ozar.

OZAR'S CAREER PITCHING STATISTICS

YEAR	ERA	W	L	APP	GS	CG	SHO	CBO	SV	IP	H	R	ER	BB	SO
2008	6.75	4	2	23	7	0	0	0	1	66.2	72	58	50	24	53
TOTAL	6.75	4	2	23	7	0	0	0	1	66.2	72	58	50	24	53

MEET THE 2009 CATAMOUNTS – RETURNING PLAYERS



Russell ROBERTSON

17

6-0 • 195 • Jr. • C • R/R
Eden, N.C. • Guilford College / Morehead HS

2008 (SOPHOMORE):

Appeared in two games, playing a combined six innings ... Finished 1-for-3 at the plate in those two games ... Recorded his first collegiate base hit in his second at bat against Hartford, singling up the middle on a full count in the eighth inning ... Tallied five putouts behind the plate.

PRIOR TO WESTERN:

Began his collegiate career at Guilford College ... Appeared in one game as a freshman, getting hit by a pitch in is lone at-bat ... Played at Guilford with the twin brother of current Catamount teammate, Andy John ... **HIGH SCHOOL:** Lettered three years at Morehead H.S ... Received All-Piedmont Triad 3A Conference honors during his HS career ... Voted team MVP... Led the team in batting average his senior year.



PERSONAL:

Son of Bill and Wanda Robertson ... Has one sister, Kelly, who is a student at Western Carolina in the athletic training program.

ROBERTSON'S CAREER OFFENSIVE STATISTICS

YEAR	AVG	GP	GS	AB	R	H	2B	3B	HR	RBI	BB	SO	SB	ATT
2008	.333	2	0	3	0	1	0	0	0	0	0	0	0	0
TOTAL	.333	2	0	3	0	1	0	0	0	0	0	0	0	0



Rembert ROLLISON

12

6-1 • 210 • Jr. • UT • R/R
Charlotte, N.C. • South Mecklenberg HS

2008 (SOPHOMORE):

Appeared in 37 games making 17 starts including 16 in the outfield and once as the designated hitter ... Finished the season with a .244 batting average with nine extra base hits including five doubles, his first career triple and three home runs ... Made his first career start in the season-opener against Marshall as the DH ... Had five multiple-hit games and two multiple RBI out-

ings with a career-long hitting streak of five games ... Recorded a career-best three RBI in a win over Hartford on March 16 with is first career triple ... Belted his first career home run at Clemson in the second inning to give WCU a lead it would not relinquish in a 6-2 victory at Doug Kingsmore Stadium ... Also made two appearances on the mound, combining for



three innings pitched allowing three earned runs on two hits with a walk and three strikeouts ... Walked two but escaped unscathed in his first career appearance at Georgia Southern on March 21.

2007 (FRESHMAN):

Played in 15 games as a freshman...had 10 at bats and scored a pair of runs...finished the year with a .833 fielding average at third base...Over the summer months, stayed close to home playing for the Gastonia Grizzlies of the Coastal Plains League...He started 40 of the 45 games played, with 37 hits in 145 at bats for a batting average of .253...Also had seven doubles on the season...In addition, made two appearances on the mound, not allowing a hit in three innings of relief work.

PRIOR TO WESTERN:

Batted .350 for the season with 13 doubles and three home runs with 28 RBI and eight stolen bases ... Went 3-for-4 with three RBI in game one of the 2006 NCHSAA 4-A Western Regional's as South Mecklenburg defeated West Forsyth ... A 2006 North Carolina State Games participant ... Was an All-Southwestern 4A selection as a junior, batting .380 with 15 doubles, two home runs, 32 RBI and seven stolen bases ... Led South Meck to a 28-6 record, conference and region championships and the state finals.

PERSONAL:


Born Rembert Reid Rollison in Charlotte, N.C. ... Son of Mark and Donna Rollison.

ROLLISON'S CAREER OFFENSIVE STATISTICS

YEAR	AVG	GP	GS	AB	R	H	2B	3B	HR	RBI	BB	SO	SB	ATT
2007	.100	15	0	10	2	1	0	0	0	0	1	3	0	0
2008	.244	37	17	82	14	20	5	1	3	12	7	21	2	3
TOTAL	.228	52	17	92	16	21	5	1	3	12	8	24	2	3

ROLLISON'S CAREER PITCHING STATISTICS

YEAR	ERA	W	L	APP	GS	CG	SHO	CBO	SV	IP	H	R	ER	BB	SO
2008	9.00	0	0	2	0	0	0	0	0	3.0	2	3	3	3	3
TOTAL	9.00	0	0	2	0	0	0	0	0	3.0	2	3	3	3	3



Mike TAVERNIER

5

5-11 • 185 • Sr. • RHP • R/R
Clearwater, Fla. • Hillsborough / St. Petersburg Catholic HS

2008 (JUNIOR):

Made 16 appearances on the season, half out of the bullpen and the other half in the starting role ... Pitched 71.2 innings with 64 strikeouts, both second-best on the team ... Even though he only worked half the year as a starter, was named Second Team All-Southern Conference by the voting members of the SoCon Sport

Media Association as a starting pitcher ... Opened the season as a reliever before making his first start for the purple and gold against Hartford, limiting the Hawks to three earned runs on five hits with five strikeouts in five innings of work ... Twice fanned a career-high nine, doing so in consecutive starts ... Struck out nine Terriers in 6.2 innings of work against Wofford on May 2 ... Tallied WCU's only complete game of the season, going 9.0 against The Citadel with nine K's allowing just three earned runs on six hits in an 11-3 victory ... Missed just under three weeks of the season after taking a one-hop ground ball off the face at Georgia Southern in a relief role, only facing four batters before sustaining the injury ... Returned to the lineup on April 12 in a start at Elon sporting a protective face mask - worked 7.0 innings with a no-decision in his return allowing only two earned runs on six hits with four strikeouts in a tough-luck, 3-2, loss in 11 innings ... Tied for second with two others on the team with a 2.2 strikeout-to-walk ratio.

PRIOR TO WESTERN:

Played one season for Florida A&M University as a freshman...Was named to the Freshman All-American team...Went 6-6 on the season, with an ERA of 3.87...Struck out 73 batters in 95 innings of work for the Rattlers...Named the Mid-Eastern Athletic Conference Rookie of the year, and was an All-MEAC honoree ... Hillsborough CC: In one season at Hillsborough, was on the mound for 39 innings on the year, posting a 4-4 record with a save.

MIKE TAVERNIER BIO CONTINUED PAGE 20

MEET THE 2009 CATAMOUNTS – RETURNING PLAYERS & NEWCOMERS



PERSONAL:

Full name is Mike David Tavernier ... Son of Bob Tavernier and Lisa Langan and her husband, Jay Langan ... Has five siblings: Jessica, Jessica, Chrystina, Christopher, and Nicholas.

TAVERNIER'S CAREER PITCHING STATISTICS

YEAR	ERA	W	L	APP	GS	CG	SHO	CBO	SV	IP	H	R	ER	BB	SO
2008	4.65	4	5	16	8	1	0	0	1	71.2	76	42	37	27	64
TOTAL	4.65	4	5	16	8	1	0	0	1	71.2	76	42	37	27	64

2009 CATAMOUNT BASEBALL NEWCOMERS



Garrett BAKER

31

6-3 • 195 • Fr. • LHP • L/L
Rome, N.Y. • Rome Free Academy

PRIOR TO WESTERN:

Was as a three-time Rome Free Academy Pitcher of the Year, ranked inside RFA's top three on the school's all-time career strikeouts list with 200 as a prep ... As a senior, struck out 65 batters (2nd in the CNYCL) in 51 innings pitched with a 1.64 ERA ... Hit .439 in his final season with three doubles ... Rated as the 19th-best player in the state of New York by Perfect Game ...

Was selected to play in the 2005 and 2007 East Coast Professional Baseball Showcase ... One of 16 players from the Northeast region to play against Team Japan at Doubleday Field in the Goodwill Games XVII ... Off the diamond, is also the captain and three-time MVP of the RFA basketball team.





Andrew BLACKWELL

29

6-1 • 210 • Fr. • RHP • R/R
Pisgah Forest, N.C. • Brevard HS

PRIOR TO WESTERN:

A three-time Western Athletic Conference (WAC) selection in 2006, '07 and '08 ... Named the WAC co-Player of the Year in 2008 en route to garnering All-State accolades ... Ranked tied for first (with two others) in the state with 12 home runs, adding 42 RBI to rank second ... Was tied for 27th in the state with 31 runs scored and drew 24 walks ... Homered for the cycle in a single game, belting a solo, two-run, three-run and grand slam home runs in a 16-7 win over Pisgah HS on April 1, 2008 ... Named Times News Player of the Week en route to being named All-Area by the same publication ... Was a two-time Citizen-Times All-Area selection as an honorable mention ... Played in the North Carolina State Games in 2007.



Logan BLAND

19

6-0 • 200 • Jr. • C • R/R
Charleston, S.C. • Spartanburg Methodist / Bishop England HS

PRIOR TO WESTERN:

Transferred to Western for fall 2008 after earning his Associate in Science degree at Spartanburg Methodist ... In two seasons with the Pioneers, hit .343 with 18 doubles and 21 home runs ... As a sophomore, batted .347 (59-of-170) with nine doubles and a team-leading 14 home runs with 44 RBI to rank second on his team at SMC... Earned National Junior College Athletic Association's (NJCAA) Region X first team accolades in 2007 and second team honors in 2008 ... He also helped lead SMC to a 3rd place finish in the NJCAA World Series in 2007 ... In his first season at SMC, hit .340 with nine doubles and seven home runs, driving in 37 ... Played for the Forest City Owls of the Coastal Plain League during the summer of 2008 ... HIGH SCHOOL: Played prep baseball at Bishop England High in Charleston before attending Spartanburg Methodist ... He also played for the South Carolina Diamond Devils traveling team for four years.



MEET THE 2009 CATAMOUNTS – NEWCOMERS




Tyler BROWNLOW **42**

6-2 • 225 • Fr. • RHP • R/R
Morehead City, N.C. • West Carteret HS

PRIOR TO WESTERN:

Attended Croatan HS in Newport, N.C., before transferring and finishing his high school years at West Carteret where he played prep baseball as a pitcher for the Patriots along the North Carolina coast in Morehead City, N.C. ... Is from Emerald Isle, N.C. ... Also played on the Cubs 18-and-Under Showcase team.




Radley HADDAD **30**

5-11 • 180 • Fr. • C • L/R
Indianapolis, Ind. • Brebeuf Jesuit Prep

PRIOR TO WESTERN:

Attended the Brebeuf Jesuit Prep School in Indianapolis, Ind. ... As a senior, helped his squad to a Class 3A No. 1 ranking before falling in the Indiana High School Athletic Association (IHSAA) Crawfordsville Regional championship game ... During his final season as a prep, hit .494 in 26 games with 43 base hits including 14 doubles, and scored 38 runs ... Was an honorable

mention All-State at catcher ... Is a member of Western Carolina's Student-Athlete Advisory Council (SAAC).



Trevor COLLIAS **20**

6-2 • 200 • Jr. • OF • R/R
Marietta, Ga. • Young Harris / Pope HS

PRIOR TO WESTERN:

As a redshirt sophomore, hit .335 with 17 home runs, 13 doubles and three triples with 61 RBI ... Garnered second team All-GJ-CAA accolades as well as was named to the Region XVII All-tournament team after YHC captured the crown ... Took a medical hardship after suffering an injury that forced him to miss the entire 2007 season ... As a freshman hit .314, with three doubles,

two homeruns, eleven runs batted in, and four stolen bases ... Mentored under former WCU player and graduate assistant, Alan Beck, while at Young Harris.




Ross HEFFLEY **1**

5-8 • 175 • Fr. • INF • R/R
Snellville, Ga. • Brookwood HS

PRIOR TO WESTERN:

Was a three-year varsity starter along the middle infield ... Helped lead Brookwood High to the 2008 Georgia State 5-A Championship and a national ranking of No. 3 according to the USA Today poll ... Hit a walk-off home run in the bottom of the seventh in a 2-2 game against Walton in the state finals ... Was named First Team Gwinnett All-County with a .403 batting average

including nine home runs, 15 doubles and three triples for a .790 slugging percentage ... Amassed 40 RBI in his final season as a prep ... Garnered Gwinnett Dugout Club Player of the Month accolades in April and was tabbed a Gwinnett Dugout Club Academic Award Winner ... Was a part of back-to-back Georgia Region 8 5-A Championship squads in 2007 and '08, advancing to the state final four ... Played summer league baseball with Line Drive Baseball.



Brock DORSETT **26**

6-0 • 195 • Jr. • LHP • L/L
Raleigh, N.C. • Spartanburg Methodist / Leesville HS

PRIOR TO WESTERN:

A former member of the North Carolina Baseball Academy, originally signed with Winthrop out of high school before transferring to Spartanburg Methodist after his freshman season ... Appeared in seven games with a 3.60 ERA at SMC in 2006, allowing 15 runs - eight of which were earned - on 15 hits with eight

strikeouts and nine walks with a 1-1 record ... Earned both an Associate in Art and Associate in Science degrees from SMC in the spring of 2008 ... Played with the Kernersville Bulldogs summer collegiate league team in the Carolina-Virginia Collegiate League (CVCL).



Lee MURRAY **28**

6-0 • 170 • Fr. • OF • L/R
Durham, N.C. • C.E. Jordan HS

PRIOR TO WESTERN:

Attended and played varsity baseball at C.E. Jordan High ... Joined the Catamount baseball team as a preferred walk-on during the fall 2008 workouts ... Will provide a left-handed bat to a mostly right-handed Catamount lineup in 2009.

MEET THE 2009 CATAMOUNTS – NEWCOMERS



Kyle STEWART

41

6-3 • 205 • Fr. • RHP • R/R
Onalaska, Wisc. • Onalaska HS

PRIOR TO WESTERN:

Was a four-year prep starter ... Tossed two complete-game shutouts including a four-hit shutout in the high school regional semifinal 4-0 win over Holmen and a 6-0 win over Tomah ... Rated as the #7 player in Wisconsin by Perfect Game after throwing in the mid-to-upper 80s ...

Earned all-conference accolades each of the past two seasons, garnering a first team nod in 2006 and a second-team selection in 2007 ... Has hit over .350 each of the past two years including a .396 average in '06 ... Has additionally played for the Onalaska American Legion and Midwest Blazers Scout Teams during the summer ... Is also a three-year letter winner in basketball where he averaged 17 points and seven rebounds per game in 2006-07 to earn first team all-conference honors.



Jason SULLIVAN

35

6-3 • 205 • Jr. • RHP • R/R
Shelbyville, Ind. • Kaskaskia College /
Shelbyville HS

PRIOR TO WESTERN:


Prior to Western: In two full years seasons at Kaskaskia, including fall and spring seasons, posted a record of 12-5 with 125 strikeouts ... During his sophomore spring, went 4-4 with a 4.55 ERA ... Struck out 53 batters against just 15 walks in 59.1 innings of work ...

As a freshman, went 3-0 a 2.88 ERA and struck out 33 batters in 25 innings ... While at KC, he was a member of Phi Theta Kappa Honor Society ... Two summers ago, pitched for the Medicine Hat (Alberta, Canada) Mavericks of the Western Major Baseball League (WMBL) tossing 51.1 innings with 42 strikeouts ... During the summer of 2008, pitched for the Alexandria Beetles of the Northwoods League ... **HIGH SCHOOL:** As a senior, posted an overall record of 7-2 with an earned run average of 2.17 with 95 strikeouts earning all-conference, all-area, and all-state accolades.





WESTERN CAROLINA'S 2009 CATAMOUNT BASEBALL SENIOR CLASS



Celebrating 75 Years of CATAMOUNT Athletics



EVOLUTION OF THE CATAMOUNT LOGO SINCE 1975



1975-1981

1981-1996



1997-2003

2003-2008



2008 -

In 2008, Western Carolina University will celebrate the 75th year since becoming known as "the Catamounts." The "Catamount" nickname evolved as a result of an on-campus contest in 1932. Up until that time, the athletic teams of Western Carolina Teachers College – changed from the Cullowhee State Normal School in 1929 – were referred to as "the Teachers." Through additional research, an additional moniker of "the Yodelers" used around this same time period was also discovered as documented in annuals.

In 1932, students and faculty alike on campus were invited to participate in naming the athletic teams. The usual names were suggested – Bears, Indians, Panthers. However, the administration wanted an unusual name – a name that few others had and one that everyone would not copy.

The contest came down to a final two: Mountain Boomer, which was a small ground squirrel that scampers around the wooded Cullowhee campus and was extremely difficult to catch; and the Catamounts. The latter of the two was preferred by head football coach – and the organizer of Western's first athletic department – C.C. Poindexter. He wanted his football players to be Catamounts with "the fierce spirit, savage attacks and lightning quick moves" in which the native mountain cats possessed.

Although the name was decided upon in 1932, the WCTC football team of 1933 was the first team to be deemed as "Catamounts."

Webster's Dictionary defines "Catamount" as "any of various wildcats, such as a cougar or lynx." Cats of the catamount variety, including the bobcat, roam the southern Appalachian Mountains where Western Carolina University is located. It is also thought to be a local vernacular term shortened from "cat-a-mountain," or any variety of the feline species residing in the area.

WCU is only one of two schools in the nation – and the only football-playing institution – that uses the nickname "Catamounts," with the University of Vermont in Burlington, VT being the only other school playing under that moniker. Ironically enough, through the 2007-08 athletic year Western Carolina and Vermont have not met on the playing field or court.

As Western Carolina celebrates its "diamond" anniversary of being known as "the Catamounts," the University is amidst a branding change. To help celebrate the 75th anniversary, WCU athletics unveiled a new mark on Aug. 13, 2008 that will become synonymous with its teams and department.

The personification of the Catamount logo has undergone numerous changes since 1933. All told, at least 14 different versions of the mark have existed since its inception in '33. Since 1975, Western Carolina has employed five recognizable logos, with new mark in 2008 representing the fifth.

From 1975 until 1981, WCU used a slightly tilted, smiling cat logo, which is still prevalent on the "Old Mountain Jug." In '81, a new, front-view mark was introduced. That logo represented the Catamounts through the 1983 NCAA Division I-AA Football National Championship appearance; eight NCAA baseball regional appearances; as well as the 1996 Southern Conference Men's Basketball Championship and trip to Albuquerque, New Mexico for the NCAA Tournament. Its 16-year run as the face of WCU athletics is the longest on record.

Dr. John Bardo, who became chancellor of WCU in 1995, commissioned the design of a new Catamount insignia that "depicted the more aggressive stance WCU was taking in all its academic and athletic programs." In June of 1996, the new sleek, side-looking Catamount mark was unveiled with its variation incorporating the full body in a "leaping" motion.

In 2003, under the direction of athletic director Jeff Compher, the side-looking mark from 1996 was tweaked to again create a front-facing, "flying" or "hugging" logo that also included purple mountains in the background and the school name, "Western Carolina" in the forefront.

This year's evolution of the Catamount logo was designed the Rickabaugh Graphics in Gahanna, Ohio. It is a return to a side-view of the cat and better represents the spirit instilled by Poindexter back in 1933. Accompanying the new mark is a return to a deeper purple and old golden color as in recent years, the gold had been substituted for a brighter, yellow-gold color in most sports other than football.

2008 WESTERN CAROLINA SEASON IN REVIEW – GAME RESULTS

Date	Opponent	Score	Inns	Overall	SoCon	Pitcher of record	Attend	Time
Feb 22, 2008	MARSHALL	L 9-14	9	0-1-0	0-0-0	Sexton (L 0-1)	742	3:32
Feb 23, 2008	MARSHALL	w 11-5	9	1-1-0	0-0-0	Ozar (W 1-0)	1012	2:54
Feb 24, 2008	MARSHALL	w 12-8	9	2-1-0	0-0-0	Tavernier (W 1-0)	823	3:06
Feb 29, 2008	vs West Virginia	L 7-8	9	2-2-0	0-0-0	Masters (L 0-1)	374	2:55
Mar 01, 2008	vs George Mason	L 12-16	9	2-3-0	0-0-0	Johnson (L 0-1)	279	3:03
Mar 02, 2008	vs Marshall	w 9-7	9	3-3-0	0-0-0	Tavernier (W 2-0)	525	3:26
Mar 02, 2008	at #26 Coastal Carolina	L 1-7	9	3-4-0	0-0-0	Ozar (L 1-1)	818	2:10
Mar 04, 2008	at #19 Georgia Tech	L 1-4	9	3-5-0	0-0-0	Saberhagen (L 0-1)	806	2:11
Mar 06, 2008	vs Michigan State	L 3-5	9	3-6-0	0-0-0	Martin (L 0-1)	200	2:48
Mar 07, 2008	vs Creighton	w 11-8	9	4-6-0	0-0-0	Johnson (W 1-1)	0	3:06
Mar 08, 2008	at #4 Rice	L 11-12	9	4-7-0	0-0-0	Tavernier (L 2-1)	2562	3:00
Mar 11, 2008	at #4 Vanderbilt	L 3-5	9	4-8-0	0-0-0	Saberhagen (L 0-2)	324	3:11
Mar 12, 2008	at #4 Vanderbilt	L 4-11	9	4-9-0	0-0-0	Sexton (L 0-2)	752	3:13
Mar 16, 2008	HARTFORD	w 32-3	9	5-9-0	0-0-0	Tavernier (W 3-1)	497	3:14
Mar 16, 2008	HARTFORD	w 5-3	9	6-9-0	0-0-0	Ozar (W 2-1)	433	2:34
Mar 17, 2008	HARTFORD	L 7-8	9	6-10-0	0-0-0	Masters (L 0-2)	321	3:34
Mar 18, 2008	at Georgia Bulldogs	L 3-8	9	6-11-0	0-0-0	Benedict (L 0-1)	1406	2:45
* Mar 21, 2008	at Georgia Southern	L 10-19	9	6-12-0	0-1-0	Sexton (L 0-3)	1477	3:16
* Mar 22, 2008	at Georgia Southern	L 12-13	9	6-13-0	0-2-0	Saberhagen (L 0-3)	1553	3:33
* Mar 23, 2008	at Georgia Southern	L 12-15	9	6-14-0	0-3-0	Ozar (L 2-2)	1467	3:17
Mar 25, 2008	EAST TENNESSEE STATE	w 12-11	9	7-14-0	0-3-0	Masters (W 1-2)	512	3:46
Mar 26, 2008	at UNC Asheville	w 12-10	9	8-14-0	0-3-0	Ozar (W 3-2)	567	3:01
* Mar 28, 2008	UNC GREENSBORO	w 17-2	9	9-14-0	1-3-0	Saberhagen (W 1-3)	617	2:46
* Mar 29, 2008	UNC GREENSBORO	L 3-7	9	9-15-0	1-4-0	Sexton (L 0-4)	502	3:08
* Mar 30, 2008	UNC GREENSBORO	w 9-5	9	10-15-0	2-4-0	Masters (W 2-2)	348	3:04
Apr 01, 2008	at Gardner-Webb	w 13-6	9	11-15-0	2-4-0	Ottone (W 1-0)	100	3:01
Apr 02, 2008	UNC ASHEVILLE	w 10-7	9	12-15-0	2-4-0	Ozar (W 4-2)	587	3:01
* Apr 05, 2008	DAVIDSON	w 22-7	9	13-15-0	3-4-0	Saberhagen (W 2-3)	328	3:12
* Apr 05, 2008	DAVIDSON	w 10-8	9	14-15-0	4-4-0	Masters (W 3-2)	234	2:50
* Apr 06, 2008	DAVIDSON	w 8-4	9	15-15-0	5-4-0	Sexton (W 1-4)	455	2:50
Apr 08, 2008	at #14 South Carolina	L 6-9	9	15-16-0	5-4-0	Ottone (L 1-1)	4111	2:27
* Apr 11, 2008	at Elon	L 1-16	9	15-17-0	5-5-0	Saberhagen (L 2-4)	783	2:44
* Apr 12, 2008	at Elon	L 2-3	(11)	15-18-0	5-6-0	Masters (L 3-3)	772	3:42
* Apr 13, 2008	at Elon	w 6-3	9	16-18-0	6-6-0	Martin (W 1-1)	751	2:43
Apr 15, 2008	at Clemson	w 6-2	9	17-18-0	6-6-0	Saberhagen (W 3-3)	3674	2:42
* Apr 18, 2008	at Appalachian State	L 2-6	9	17-19-0	6-7-0	Tavernier (L 3-2)	837	2:43
* Apr 20, 2008	at Appalachian State	L 8-12	9	17-20-0	6-8-0	Saberhagen (L 3-5)	-	2:59
* Apr 20, 2008	at Appalachian State	w 5-4	(10)	18-20-0	7-8-0	Masters (W 4-3)	608	2:50
Apr 22, 2008	CLEMSON	L 0-6	9	18-21-0	7-8-0	Ottone (L 1-2)	1864	2:29
Apr 23, 2008	at Mercer	w 8-7	(10)	19-21-0	7-8-0	Sexton (W 2-4)	108	3:37
* Apr 25, 2008	FURMAN	L 2-4	9	19-22-0	7-9-0	Tavernier (L 3-3)	403	2:46
* Apr 26, 2008	FURMAN	L 4-13	9	19-23-0	7-10-0	Saberhagen (L 3-6)	752	3:04
* Apr 27, 2008	FURMAN	L 5-6	9	19-24-0	7-11-0	Masters (L 4-4)	240	4:15
Apr 29, 2008	at Tennessee	w 5-2	9	20-24-0	7-11-0	Saberhagen (W 4-6)	1110	2:36
Apr 30, 2008	GARDNER-WEBB	w 8-0	9	21-24-0	7-11-0	Johnson (W 2-1)	421	2:26
* May 02, 2008	WOFFORD	w 5-3	9	22-24-0	8-11-0	Masters (W 5-4)	971	2:42
* May 03, 2008	WOFFORD	w 16-8	9	23-24-0	9-11-0	Masters (W 6-4)	743	2:14
* May 04, 2008	WOFFORD	w 9-4	9	24-24-0	10-11-0	Martin (W 2-1)	521	2:49
* May 09, 2008	at The Citadel	w 11-3	9	25-24-0	11-11-0	Tavernier (W 4-3)	704	2:55
* May 10, 2008	at The Citadel	w 5-2	(10)	26-24-0	12-11-0	Sexton (W 3-4)	0	2:46
* May 10, 2008	at The Citadel	w 11-2	9	27-24-0	13-11-0	Masters (W 7-4)	722	3:10
* May 16, 2008	COLL. OF CHARLESTON	L 4-10	9	27-25-0	13-12-0	Tavernier (L 4-4)	-	2:44
* May 16, 2008	COLL. OF CHARLESTON	L 9-20	9	27-26-0	13-13-0	Saberhagen (L 4-7)	274	3:12
* May 17, 2008	COLL. OF CHARLESTON	w 13-12	9	28-26-0	14-13-0	Sexton (W 4-4)	471	3:17
\$ May 20, 2008	vs Davidson	w 11-10	(12)	29-26-0	14-13-0	Masters (W 8-4)	1423	4:39
\$ May 21, 2008	vs Coll. of Charleston	L 4-5	9	29-27-0	14-13-0	Tavernier (L 4-5)	949	2:27
May 22, 2008	at Appalachian State	L 5-10	9	29-28-0	14-13-0	Martin (L 2-2)	657	2:58

* = Southern Conference game

\$ = Southern Conference Tournament (Charleston, S.C.)

2008 WESTERN CAROLINA SEASON IN REVIEW – SEASON STATISTICS

Record: 29-28 Home: 16-9 Away: 10-15 Neutral: 3-4 SoCon: 14-13

Player	avg	gp-gs	ab	r	h	2b	3b	hr	rbi	tb	slg%	bb	hp	so	gdp	ob%	sf	sh	sb-att	po	a	e	fld%
28 Barrett Shaft	.374	57-55	222	46	83	16	3	5	47	120	.541	23	15	28	5	.462	2	11	6-8	282	24	4	.987
5 Blake Murphy	.358	49-49	173	54	62	18	0	16	57	128	.740	51	14	32	1	.531	1	0	22-28	301	39	9	.974
8 Brent Greer	.352	48-47	193	55	68	13	1	7	38	104	.539	32	5	41	4	.451	3	3	2-4	64	114	11	.942
9 Nick Liles	.346	57-57	269	58	93	19	1	3	28	123	.457	18	5	22	5	.396	1	3	22-24	77	143	14	.940
41 Ryan Mathews	.297	54-47	192	36	57	17	1	5	30	91	.474	10	2	31	5	.335	2	4	8-9	71	0	2	.973
18 Tyler Kirkpatrick	.258	53-50	182	35	47	8	0	8	35	79	.434	37	2	43	2	.387	1	2	7-9	239	56	10	.967
27 Dylan de Graaf	.240	50-42	150	33	36	5	2	3	30	54	.360	34	11	38	2	.407	4	2	17-20	95	4	1	.990

35 Matt Benedict	1.000	1-0	1	0	1	0	0	0	0	1	1.000	0	0	0	0	1.000	0	0	0-0	0	4	3	.571
26 Jackie Corn	1.000	2-0	1	0	1	0	0	0	0	1	1.000	0	0	0	0	1.000	0	0	0-0	0	0	0	.000
17 Stephen Notaro	.403	22-18	72	21	29	4	1	4	19	47	.653	11	1	15	1	.482	1	1	0-0	143	9	3	.981
38 Russell Robertson	.333	2-0	3	0	1	0	0	0	0	1	.333	0	0	0	0	.333	0	0	0-0	5	0	1	.833
6 Matt Johns	.318	38-32	107	30	34	8	0	4	25	54	.505	23	6	34	2	.457	2	1	8-10	7	7	4	.778
1 Jason Haynes	.288	42-34	125	25	36	6	0	3	23	51	.408	12	8	23	0	.378	3	3	8-11	56	66	14	.897
22 J.C. Lyons	.273	38-38	161	36	44	13	0	13	53	96	.596	9	6	36	4	.328	4	1	1-2	71	2	4	.948
31 Drew Saberhagen	.250	1-1	4	0	1	0	0	0	0	1	.250	0	0	1	0	.250	0	0	0-0	7	22	3	.906
12 Reid Rollison	.244	37-17	82	14	20	5	1	3	12	36	.439	7	2	21	1	.319	0	2	2-3	27	1	0	1.000
3 Mitchell Hatley	.210	27-20	62	15	13	2	0	0	4	15	.242	9	6	19	0	.350	3	2	2-2	34	62	9	.914
2 Andy John	.200	9-3	15	3	3	1	0	1	4	7	.467	2	1	9	0	.333	0	0	0-0	0	0	0	.000
42 Iain Sebastian	.167	3-2	6	1	1	0	0	1	2	4	.667	1	0	0	0	.286	0	0	0-0	0	0	0	.000
29 Adam Baker	.067	9-1	15	0	1	0	0	0	2	1	.067	0	0	5	0	.067	0	0	0-0	4	0	0	1.000
20 Mike Tavernier	.000	1-1	2	0	0	0	0	0	0	0	.000	0	0	1	0	.000	0	0	0-0	4	8	0	1.000
24 Chris Masters	.000	1-0	1	0	0	0	0	0	0	0	.000	0	0	1	0	.000	0	0	0-0	4	5	1	.900
Totals	.310	57	2038	462	631	135	10	76	409	1014	.498	279	84	400	32	.409	27	35	105-130	1514	620	107	.952
Opponents	.291	57	2007	428	585	111	16	81	384	971	.484	229	82	432	35	.383	23	38	45-71	1512	615	85	.962

LOB - Team (490), Opp (439). DPs turned - Team (48), Opp (42). CI - Team (2), Notaro 2, Opp (1). IBB - Team (11), Murphy 5, de Graaf 2, Kirkpatrick 2, Shaft 1, Rollison 1, Opp (5). Picked off - Liles 5, de Graaf 3, Mathews 1, Greer 1, Haynes 1, Hatley 1, Shaft 1, Murphy 1.

(All games Sorted by Earned run avg)

Player	era	w-l	app	gs	cg	sho	sv	ip	h	r	er	bb	so	2b	3b	hr	b/avg	wp	hp	bk	sfa	sha	
24 Chris Masters	4.24	8-4	28	1	0	0/1	2	68.0	58	33	32	36	80	14	2	6	.227	10	5	1	3	2	
20 Mike Tavernier	4.65	4-5	16	8	1	0/0	1	71.2	76	42	37	27	64	17	2	9	.279	2	8	1	5	8	
14 Garrett Ozar	6.75	4-2	23	7	0	0/0	1	66.2	72	58	50	24	53	17	1	13	.274	3	16	1	2	4	
33 Tyler Sexton	6.95	4-4	25	6	0	0/1	4	67.1	86	61	52	31	55	11	0	8	.317	4	11	3	3	11	
31 Drew Saberhagen	7.00	4-7	20	15	0	0/0	0	79.2	106	74	62	24	53	19	3	18	.326	0	8	0	2	5	
16 Corey Martin	8.01	2-2	17	9	0	0/0	0	57.1	78	59	51	29	47	11	3	11	.322	4	10	2	2	3	

15 Vance Chavis	3.86	0-0	2	1	0	0/0	0	4.2	4	2	2	4	5	1	1	0	.235	2	0	2	0	1	
32 Daniel Ottone	4.80	1-2	11	5	0	0/0	0	30.0	37	24	16	11	30	6	2	4	.291	8	7	2	1	0	
35 Matt Benedict	5.51	0-1	9	2	0	0/0	0	16.1	22	17	10	11	14	6	0	1	.319	2	1	0	0	2	
4 Brandon Johnson	7.89	2-1	19	2	0	0/1	0	29.2	27	33	26	21	23	4	1	7	.245	2	12	2	3	1	
12 Reid Rollison	9.00	0-0	2	0	0	0/0	0	3.0	2	3	3	3	3	1	0	1	.200	1	0	0	1	0	
28 Barrett Shaft	9.00	0-0	1	0	0	0/0	0	1.0	2	1	1	0	0	1	0	0	.400	0	0	0	0	0	
40 Geoff Turner	13.50	0-0	8	0	0	0/0	0	8.0	10	12	12	5	4	2	1	2	.333	0	3	0	1	1	
6 Matt Johns	27.00	0-0	1	0	0	0/0	0	0.1	1	5	1	2	0	0	0	0	.333	1	1	0	0	0	
42 Iain Sebastian	36.00	0-0	1	1	0	0/0	0	1.0	4	4	4	1	1	1	0	1	.571	2	0	0	0	0	
Totals	6.33	29-28	57	57	1	1/1	8	504.2	585	428	355	229	432	111	16	81	.291	41	82	14	23	38	
Opponents	6.86	28-29	57	57	2	1/1	11	504.0	631	462	384	279	400	135	10	76	.310	65	84	9	27	35	

PB - Team (13), Murphy 7, Notaro 5, Robertson 1, Opp (19). Pickoffs - Team (25), Murphy 8, Ozar 5, Saberhagen 4, Sexton 3, Tavernier 2, Ottone 1, Turner 1, Martin 1, Opp (14). SBA/ATT - Murphy (26-44), Notaro (17-20), Sexton (11-14), Saberhagen (4-12), Tavernier (4-9), Masters (8-9), Ozar (5-7), Benedict (3-5), Martin (1-4), Johnson (4-4), Ottone (1-2), Turner (1-1), Chavis (0-1), Sebastian (1-1).

2008 WESTERN CAROLINA CATAMOUNT BASEBALL – INDIVIDUAL GAME-BY-GAME

2008 Western Carolina Baseball
 AB-R-H-RBI Breakdown for Western Carolina
 (All games)

Opp.	Date	#27 de GRAAF	#8 GREER	#3 HATLEY	#1 HAYNES	#2 JOHN	#6 JOHNS	#18 KIRKPATRICK	#9 LILES	#22 LYONS	#41 MATHEWS	#5 MURPHY	#17 NOTARO	#12 ROLLISON	#28 SHAFT
MAR	Feb 22	-	4-2-2-2	-	3-1-1-2	2-1-0-0	-	4-1-0-0	5-1-2-1	4-1-1-1	4-1-1-0	2-1-0-0	-	2-0-0-0	5-0-0-0
MAR	Feb 23	0-1-0-0	4-1-1-0	-	4-0-1-0	-	-	4-1-1-3	5-1-2-0	5-1-2-3	4-1-1-0	1-3-1-2	-	-	3-1-1-1
MAR	Feb 24	-	5-2-4-2	-	2-1-0-0	4-1-1-3	-	3-2-1-2	4-0-2-0	4-2-1-1	4-1-1-2	4-1-0-0	-	-	3-2-1-0
WVU	Feb 29	3-0-1-1	4-1-0-0	-	4-1-1-0	-	-	5-0-1-0	5-1-1-0	3-1-2-3	3-0-0-0	3-1-1-1	-	-	3-2-2-2
GMU	Mar 01	-	3-2-2-2	-	-	1-0-0-0	5-2-3-3	4-1-1-0	6-2-2-0	5-1-2-1	5-1-2-0	4-1-2-3	-	2-0-0-0	3-2-1-1
MAR	Mar 02	-	3-0-1-1	-	5-2-3-1	-	4-2-2-1	4-0-0-0	5-1-3-1	6-1-2-1	3-1-1-1	4-1-1-1	-	-	2-1-0-1
COAST	Mar 02	-	4-1-1-0	-	4-0-1-0	-	4-0-1-0	4-0-1-1	5-0-3-0	4-0-0-0	4-0-1-0	4-0-0-0	-	-	4-0-2-0
GT	Mar 04	1-0-0-0	4-0-1-0	-	-	2-0-0-0	1-0-0-0	4-0-2-0	2-0-0-0	3-1-1-1	4-0-1-0	4-0-0-0	-	-	4-0-0-0
MSU	Mar 06	-	2-1-0-0	-	4-0-2-0	4-0-1-1	-	4-0-0-0	5-0-1-0	4-1-1-1	3-0-1-0	5-0-2-1	-	-	5-1-2-0
CRTN	Mar 07	3-2-3-1	5-0-1-0	-	4-2-4-2	-	6-1-2-0	4-1-1-3	6-1-3-3	4-1-2-1	-	3-1-0-0	-	-	3-2-1-0
RICE	Mar 08	3-1-1-0	5-0-3-1	-	4-1-0-0	-	Def	4-2-1-3	5-1-0-0	4-1-0-1	5-1-2-0	4-3-2-3	-	-	5-1-3-3
VAN	Mar 11	3-0-0-1	4-0-1-0	-	4-0-0-0	0-0-0-0	1-0-0-0	3-1-0-0	5-0-0-0	3-1-1-0	2-1-2-0	3-0-1-0	-	-	5-0-1-2
VAN	Mar 12	2-0-0-0	4-0-0-0	1-0-0-0	-	1-0-1-0	2-2-0-0	2-0-0-0	3-0-2-1	4-0-0-0	3-0-0-0	4-2-2-2	-	Def	4-0-1-1
HART	Mar 16	3-2-2-1	4-3-3-1	0-1-0-1	2-1-0-1	0-1-0-0	4-4-3-4	6-3-2-5	6-5-4-1	4-1-1-4	7-5-4-4	3-3-1-2	-	2-1-1-3	3-2-2-2
HART	Mar 16	Def	4-1-2-2	Def	4-0-1-0	1-0-0-0	3-0-1-1	3-1-2-0	4-1-3-1	4-0-0-0	3-1-1-0	3-1-1-0	-	Def	4-0-1-0
HART	Mar 17	2-1-1-2	3-3-2-1	-	3-0-0-1	-	1-0-0-0	3-0-1-0	4-1-1-0	6-1-2-0	3-0-1-0	5-1-1-1	-	-	5-0-0-0
UGA	Mar 18	2-1-0-0	5-0-2-1	2-0-1-0	0-0-0-0	-	2-1-0-0	4-0-1-2	4-0-1-0	4-0-0-0	4-1-2-0	4-0-0-0	-	Def	1-0-1-0
GSU	Mar 21	3-1-1-2	6-2-3-3	2-0-0-0	-	-	0-1-0-0	4-1-1-0	5-0-0-1	4-3-3-1	5-1-1-0	4-1-1-2	-	-	5-0-0-1
GSU	Mar 22	3-2-2-2	3-2-1-1	3-1-1-0	2-0-0-0	-	4-1-1-0	4-1-0-0	5-0-3-2	4-1-1-1	5-2-2-2	4-2-2-3	-	0-0-0-0	1-0-1-1
GSU	Mar 23	4-1-1-0	5-3-2-0	-	4-0-0-0	-	4-0-2-3	1-0-0-0	5-2-1-1	4-1-2-1	4-1-1-2	4-2-2-3	-	-	4-2-2-1
ETSU	Mar 25	3-2-1-0	4-2-2-1	-	1-1-1-2	-	1-1-1-2	3-0-1-0	4-1-0-0	5-3-3-3	5-0-1-1	3-1-1-1	3-0-1-0	-	5-1-1-1
UNCA	Mar 26	4-1-0-0	4-2-4-3	-	3-2-3-2	-	3-1-1-3	2-1-0-0	6-2-2-0	3-1-1-3	1-1-1-0	4-0-2-0	-	-	5-1-1-0
UNCG	Mar 28	2-0-0-0	5-3-4-0	1-0-0-0	4-1-2-2	-	5-2-2-0	Def	6-3-4-0	6-3-4-8	5-0-1-1	4-3-2-3	1-0-0-0	0-0-0-0	5-2-3-2
UNCG	Mar 29	3-1-2-0	4-0-1-2	-	4-1-1-0	-	3-0-0-0	-	4-1-3-0	5-0-0-0	3-0-1-0	4-0-2-0	Def	-	4-0-1-1
UNCG	Mar 30	4-0-0-1	3-2-2-1	-	3-1-2-0	-	3-0-0-1	2-3-2-1	5-1-2-1	-	3-0-1-0	-	3-1-0-0	1-0-0-0	5-1-3-2
GAWB	Apr 01	2-0-1-2	3-4-2-4	-	4-2-2-1	-	2-1-0-0	3-1-1-1	5-2-2-1	-	5-1-1-1	-	4-1-1-2	2-0-0-0	4-1-2-0
UNCA	Apr 02	3-1-1-1	3-1-1-0	1-1-0-0	1-0-0-0	-	-	4-1-1-2	3-0-0-0	-	5-2-4-2	3-2-0-0	-	-	3-2-2-1
DAV	Apr 05	5-3-2-1	4-2-1-1	0-1-0-0	6-3-4-4	-	2-2-2-3	3-2-2-1	6-3-2-0	-	6-1-1-0	4-2-3-6	1-2-1-2	1-1-1-0	4-0-1-1
DAV	Apr 05	3-0-1-1	5-3-4-1	-	3-1-0-1	-	3-1-1-0	2-1-0-0	5-2-2-1	-	3-0-0-1	3-1-2-1	-	-	3-1-0-1
DAV	Apr 06	4-1-2-2	4-1-1-0	-	3-0-0-1	-	3-1-1-0	4-0-2-1	4-1-1-0	-	3-1-0-1	3-2-2-3	-	Def	4-1-2-0
USC	Apr 08	5-0-0-0	5-0-1-2	-	2-1-2-1	-	2-1-0-0	4-1-1-1	4-1-1-0	-	4-1-2-1	3-1-0-0	-	-	4-0-1-0
ELON	Apr 11	3-0-1-0	3-0-0-0	2-0-0-0	4-0-3-0	-	2-0-0-0	2-0-0-0	4-1-2-1	-	4-0-0-0	4-0-1-0	0-0-0-0	-	3-0-1-0
ELON	Apr 12	5-0-1-0	4-0-0-0	2-0-0-0	5-1-1-1	-	-	-	3-0-1-0	-	2-0-0-0	4-1-1-1	5-0-0-0	3-0-0-0	3-0-0-0
ELON	Apr 13	3-0-0-0	3-0-0-0	4-1-2-0	4-0-0-0	-	-	4-1-1-1	5-1-1-0	-	3-0-1-0	3-2-2-5	-	1-0-0-0	3-1-1-0
CLEM	Apr 15	4-0-0-0	4-0-0-1	4-1-2-0	4-0-1-0	-	-	-	5-2-2-0	-	4-0-0-0	5-0-1-0	-	3-2-3-1	4-1-3-4
ASU	Apr 18	3-0-0-0	4-0-0-0	3-0-0-0	3-0-0-0	-	-	-	4-0-1-1	-	4-0-0-0	4-0-2-0	-	4-2-2-1	2-0-0-0
ASU	Apr 20	4-1-1-1	5-0-0-0	3-0-0-0	Def	-	2-0-0-1	4-1-3-1	4-1-1-0	-	1-1-1-1	0-3-0-0	-	4-0-1-1	4-1-2-1
ASU	Apr 20	2-0-0-1	2-0-0-0	3-0-0-0	4-0-0-1	-	0-1-0-0	5-0-1-0	5-2-4-1	-	3-0-0-0	3-0-0-0	3-1-1-0	5-1-2-0	4-0-2-1
CLEM	Apr 22	2-0-0-0	4-0-0-0	-	3-0-0-0	-	-	1-0-0-0	4-0-1-0	-	3-0-0-0	4-0-0-0	-	4-0-1-0	4-0-1-0
MER	Apr 23	1-1-0-1	5-2-1-0	-	1-0-0-0	-	-	3-0-0-0	6-1-1-0	-	5-0-1-0	4-1-2-4	4-0-0-0	4-1-0-0	4-2-4-1
FUR	Apr 25	3-0-0-0	4-0-1-0	Def	1-0-0-0	-	4-0-0-0	Def	4-0-1-0	-	2-0-0-0	2-1-1-0	-	3-1-1-2	4-0-1-0
FUR	Apr 26	3-1-0-0	5-1-2-0	-	4-0-0-0	-	-	3-0-1-1	5-1-2-0	-	2-0-0-0	4-0-2-1	-	4-0-0-0	4-1-1-0
FUR	Apr 27	-	3-1-1-0	-	0-0-0-0	-	3-1-1-0	4-1-1-1	5-0-2-0	-	1-0-0-0	3-0-1-0	4-2-3-3	4-0-0-0	4-0-0-1
TEN	Apr 29	4-0-1-0	4-2-1-0	-	-	-	-	3-0-0-0	5-1-1-0	3-0-0-1	3-1-1-0	3-1-1-3	-	4-0-2-0	4-0-2-0
GAWB	Apr 30	5-1-1-0	5-0-3-3	-	-	-	-	4-0-2-1	5-0-0-0	4-0-2-2	4-1-2-0	5-2-3-0	2-3-2-0	1-0-0-0	3-1-1-0
WOF	May 02	3-0-1-2	4-1-1-0	-	-	-	-	3-0-0-0	5-0-2-1	4-1-1-0	3-1-2-1	4-0-1-1	-	4-2-2-0	3-0-1-0
WOF	May 03	1-0-0-0	5-3-2-2	1-0-0-0	-	-	-	3-2-1-1	6-2-3-1	6-2-1-1	5-1-4-3	4-2-3-1	5-0-2-2	4-1-1-1	6-3-4-4
WOF	May 04	3-2-2-2	4-1-1-0	-	-	-	-	3-1-0-0	5-0-1-1	5-0-1-0	3-2-2-2	2-1-1-0	-	4-1-0-1	5-1-4-3
CIT	May 09	1-1-0-1	-	4-1-1-1	-	-	1-0-1-0	5-2-3-0	6-2-3-2	3-2-1-3	3-0-1-0	4-1-2-1	5-1-2-1	4-0-0-0	6-1-4-1
CIT	May 10	5-0-0-0	-	3-0-0-0	-	-	4-1-1-0	4-0-3-1	5-0-0-0	5-0-0-0	-	4-2-2-0	5-1-3-1	Def	4-1-2-0
CIT	May 10	4-2-2-0	-	3-3-2-0	-	-	5-2-2-0	5-0-0-1	5-1-2-1	5-0-0-0	-	4-1-2-2	3-1-2-1	1-0-0-0	5-1-1-2
COFC	May 16	2-0-0-0	-	3-1-1-0	-	-	3-0-0-0	3-0-0-0	4-1-0-0	4-0-1-0	4-0-0-0	-	4-2-2-4	1-0-0-0	5-0-1-0
COFC	May 16	4-1-1-1	-	4-2-1-0	2-1-0-0	-	2-0-0-0	5-0-3-1	5-2-4-2	3-0-0-0	2-0-1-2	-	4-1-1-0	2-1-1-1	4-1-1-1
COFC	May 17	5-1-1-2	-	3-1-1-1	3-1-0-0	-	-	5-0-0-0	3-2-2-2	5-2-3-6	4-2-1-0	-	3-2-2-1	1-0-1-1	3-2-1-0
DAV	May 20	5-1-2-1	-	5-0-1-1	-	-	5-0-4-3	4-2-1-0	7-0-0-0	5-2-1-2	4-2-1-2	-	6-1-3-0	1-0-0-0	5-3-3-0
COFC	May 21	3-0-0-0	-	2-0-0-0	-	-	4-1-1-0	4-0-1-0	4-1-1-0	3-1-1-3	1-0-0-0	-	3-1-0-0	4-0-0-0	4-0-1-0
ASU	May 22	2-0-0-0	-	3-1-0-0	Def	-	4-0-1-0	4-0-0-0	4-3-2-0	4-0-0-0	4-0-1-0	-	4-1-3-2	2-0-1-0	4-0-2-3

2008 WESTERN CAROLINA CATAMOUNT BASEBALL – INDIVIDUAL PITCHING GAME-BY-GAME

#4 – BRANDON JOHNSON

19 app., 2 starts – 7.89 ERA, 2-1

DATE	OPPONENT	GS	IP	H	R	ER	BB	SO	W	L	S	
2/22	Marshall	1.0	1	1	1	2	2					
3/1	vs. George Mason	2.0	4	5	4	0	2			L		
3/6	vs. Michigan State	0.2	0	0	0	0	0					
3/7	vs. Creighton	2.0	1	1	1	1	0			W		
3/8	at Rice	0.2	1	0	0	1	1					
3/12	at Vanderbilt	1.0	3	3	2	1	1					
3/18	at Georgia	1.2	0	0	0	1	1					
3/21	at Ga. Southern	0.0	1	0	0	0	0					
3/23	at Ga. Southern	1.0	0	1	0	1	1					
3/25	East Tennessee	2.0	1	1	1	0	3					
3/29	UNC Greensboro	0.0	1	0	0	1	0					
4/1	at Gardner-Webb	1.0	1	3	3	2	0					
4/5	Davidson (1)	1.0	0	0	0	0	3					
4/11	at Elon	2.0	1	5	1	3	1					
4/23	at Mercer	* 4.2	5	5	3	1						
4/26	Furman	1.2	1	0	0	0	1					
4/30	Gardner-Webb	* 6.0	3	0	0	0	5			W		
5/16	C. of Charleston (2)	1.0	3	7	7	4	1					
5/20	Davidson	0.1	0	1	1	1	1					
Totals:		29.2	27	33	26	21	23			2	1	0

#5 – MIKE TAVERNIER

16 app., 8 starts – 4.65 ERA, 4-5, 1 Save

DATE	OPPONENT	GS	IP	H	R	ER	BB	SO	W	L	S	
2/24	Marshall	4.3	1	1	1	2	6			W		
3/1	vs. George Mason	1.0	4	3	3	0	0					
3/2	vs. Marshall (1)	8.0	5	3	1	2	8			W		
3/7	vs. Creighton	2.0	1	0	0	3	0				S	
3/8	at Rice	2.0	3	2	2	2	0			L		
3/11	at Vanderbilt	2.1	2	1	1	2	2					
3/16	Hartford (1)	* 5.0	5	3	3	2	5			W		
3/22	at Ga. Southern	0.1	2	1	1	1	0					
4/12	at Elon	* 7.0	6	2	2	2	4					
4/15	at Clemson	0.1	0	0	0	0	1					
4/18	at Appalachian St.	* 4.0	8	5	5	2	1			L		
4/25	Furman	* 7.0	5	4	1	2	7			L		
5/2	Wofford	* 6.2	6	3	3	1	9					
5/9	at The Citadel (CG)	* 9.0	6	3	3	2	9			W		
5/16	C. of Charleston (1)	* 6.0	9	6	6	2	6			L		
5/21	vs. C. of Charleston	* 6.2	11	5	5	2	3			L		
Totals:		71.2	76	42	37	27	64			4	5	1

#14 – GARRETT OZAR

23 app., 7 starts – 6.75 ERA, 4-2, 1 Save

DATE	OPPONENT	GS	IP	H	R	ER	BB	SO	W	L	S	
2/23	Marshall	* 5.0	8	4	4	0	2			W		
3/2	at C. Carolina (2)	* 7.0	6	7	3	1	1			L		
3/8	at Rice	* 4.1	9	8	8	2	4					
3/16	Hartford (2)	* 6.0	8	3	3	2	6			W		
3/18	at Georgia	1.0	1	0	0	1	1					
3/23	at Ga. Southern	* 2.0	6	9	8	2	1			L		
3/26	at UNC Asheville	1.0	1	0	0	1	1			W		
3/29	UNC Greensboro	4.2	1	2	2	3	6					
4/1	at Gardner-Webb	1.0	0	0	0	1						
4/2	UNC Asheville	4.0	4	4	1	4				W		
4/5	Davidson (2)	5.1	4	4	4	3	5					
4/8	at South Carolina	1.0	1	1	0	0	1					
4/13	at Elon	0.0	0	0	0	1	0					
4/18	at Appalachian St.	3.1	1	1	1	3	2					
4/22	Clemson	3.1	3	2	2	1	3					
4/25	Furman	1.0	0	0	0	2	3					
4/26	Furman	3.0	2	1	1	0	3					
4/29	at Tennessee	3.0	1	0	0	1	1				S	
5/3	Wofford	* 4.0	9	7	5	0	3					
5/10	at The Citadel (1)	2.1	1	0	0	0	2					
5/10	at The Citadel (2)	1.1	0	0	0	0	1					
5/16	C. of Charleston (1)	3.0	5	4	4	1	3					
5/20	vs. Davidson	0.0	1	1	1	1	0					
Totals:		66.2	72	58	50	24	53			4	2	1

#15 – VANCE CHAVIS

2 app., 1 start – 3.86 ERA, 0-0

DATE	OPPONENT	GS	IP	H	R	ER	BB	SO	W	L	S	
3/12	at Vanderbilt	0.2	0	0	0	1	1					
3/17	Hartford	* 4.0	4	2	2	3	4					
Totals:		4.2	4	2	2	4	5			0	0	0

#16 – COREY MARTIN

17 app., 9 starts, 8.01 ERA, 2-2

DATE	OPPONENT	GS	IP	H	R	ER	BB	SO	W	L	S	
2/22	Marshall	3.2	4	4	4	2	4					
3/1	vs. George Mason	2.0	3	4	3	0	2					
3/6	vs. Michigan State	1.0	5	2	1	0	2			L		
3/17	Hartford	2.0	3	3	2	0	1					
3/21	Georgia Southern	1.1	4	3	3	2	2					
3/23	Georgia Southern	4.0	4	4	4	1	2					
3/26	UNC Asheville	4.1	6	5	5	3	7					
3/30	UNC Greensboro	* 4.0	6	5	4	4	3					
4/6	Davidson	* 4.2	4	3	3	4	5					
4/13	at Elon	* 5.2	4	2	2	2	5			W		
4/20	at Appalachian St.	* 6.0	5	4	3	0	3					
4/23	at Mercer	1.0	2	0	0	2	2					
4/27	Furman	* 4.2	7	4	2	1	3					
5/4	Wofford	* 6.1	8	4	4	1	1			W		
5/10	at The Citadel	* 2.2	4	2	1	1	1					
5/17	C. of Charleston	* 4.0	5	6	6	4	4					
5/22	Appalachian St.	* 0.0	4	4	4	2	0			L		
Totals:		57.1	78	59	51	29	47			2	2	0

#24 – CHRIS MASTERS

28 App., 1 start, 4.24, 8-4, 2 saves

DATE	OPPONENT	GS	IP	H	R	ER	BB	SO	W	L	S	
2/23	Marshall	4.0	3	1	1	4	4			S		
2/29	vs. West Virginia	2.2	3	1	1	1	2			L		
3/4	at Georgia Tech	1.0	1	1	1	1	1					
3/7	vs. Creighton	* 4.0	8	6	6	5	3					
3/12	at Vanderbilt	4.0	2	1	0	1	3					
3/17	Hartford	3.0	5	3	3	1	5			L		
3/22	at Ga. Southern	3.0	1	0	0	0	3					
3/23	at Ga. Southern	1.0	1	1	1	0	2					
3/25	E. Tennessee St.	1.1	1	0	0	0	3			W		
3/26	at UNC Asheville	0.2	0	0	0	0	0				S	
3/29	UNC Greensboro	0.1	0	0	0	0	0					
3/30	UNC Greensboro	5.0	0	0	4	3	W					
4/5	Davidson (2)	3.2	6	4	4	2	6			W		
4/8	at South Carolina	1.0	2	2	2	0	1					
4/12	at Elon	1.1	1	1	1	3	4			L		
4/13	at Elon	1.0	1	1	1	2	1					
4/18	at Appalachian St.	0.2	0	0	0	0	1					
4/20	at Appalachian St. (2)	4.0	0	0	0	0	3			W		
4/22	Clemson	0.2	1	0	0	0	2					
4/25	Furman	1.0	0	0	0	0	3					
4/27	Furman	2.2	2	2	2	3	3			L		
4/30	Gardner-Webb	1.2	2	0	0	0	2					
5/2	Wofford	1.1	1	0	0	0	1			W		
5/3	Wofford	5.0	6	1	1	1	6			W		
5/10	at The Citadel	5.0	2	0	0	3	5			W		
5/16	C. of Charleston (2)	2.0	4	3	3	1	3					
5/20	vs. Davidson	1.0	0	0	0	1	1			W		
5/22	vs. Appalachian St.	6.0	5	5	5	3	9					
Totals:		68.0	58	33	32	36	80			8	4	2

#31 – DREW SABERHAGEN

20 App., 15 Starts, 7.00 ERA, 4-7

DATE	OPPONENT	GS	IP	H	R	ER	BB	SO	W	L	S	
2/24	Marshall	* 4.2	8	7	4	1	5					
3/1	George Mason	* 1.0	3	2	2	1	2					
3/4	at Georgia Tech	* 7.0	6	3	1	0	5			L		
3/8	at Rice	1.2	1	2	2	1	1					
3/11	at Vanderbilt	* 5.2	7	4	4	4	4			L		
3/18	at Georgia	* 3.0	0	0	0	2	0					
3/22	at Georgia Southern	* 4.2	11	12	12	1	1			L		
3/25	East Tennessee State	0.1	1	1	1	0	0					
3/28	UNC Greensboro	* 8.0	7	2	2	2	6			W		
4/5	Davidson (1)	* 7.0	6	4	3	2	5			W		
4/8	at South Carolina	1.1	1	0	0	0	0					
4/11	at Elon	* 5.2	11	9	7	0	3			L		
4/15	at Clemson	2.1	1	0	0	2	1			W		
4/20	at Appalachian St. (1)*	3.1	9	8	8	2	1			L		
4/23	at Mercer	1.1	3	2	2	0	3					
4/26	Furman	* 1.0	5	6	3	1	0			L		
4/29	at Tennessee	* 6.0	9	2	1	1	4			W		
5/10	at The Citadel	* 6.1	4	2	2	0	3					
5/16	Col. of Charleston (2)*	2.0	7	6	6	0	2			L		
5/20	vs. Davidson	* 7.1	6	2	2	4	7					
Totals:		79.2	106	74	62	24	53			4	7	0

#32 – DANIEL OTTONE

11 App., 5 Starts, 4.80 ERA, 1-2

WESTERN CAROLINA IS A MEMBER OF DEMARINI NATION

JOIN THE  UPRISING




DEMARINI
DEMARINIUPRISING.COM

INSANE DEDICATION TO PERFORMANCE™

WESTERN CAROLINA BASEBALL RECORD BOOK – TEAM YEAR-BY-YEAR HITTING & PITCHING

TEAM HITTING STATISTICS SINCE 1969												
Year	G	AB	R	H	2B	3B	HR	RBI	BB	SO	SB	Avg
1969	25	810	109	183	32	7	6	86	108	196	20	.227
1970	21	736	127	186	32	10	11	106	98	141	17	.252
1971	31	1079	167	291	55	14	18	149	108	289	74	.270
1972	30	985	156	253	44	11	12	139	123	180	58	.256
1973	20	668	88	167	25	3	5	75	n/a	n/a	n/a	.250
1974	25	836	112	194	36	2	8	95	117	171	31	.232
1975	24	798	157	241	39	13	11	132	119	142	56	.302
1976	31	1047	190	286	46	12	12	173	159	149	38	.273
1977	32	1039	293	35	66	12	37	277	181	114	60	.322
1978	34	1083	304	356	70	22	36	283	218	155	77	.329
1979	28	828	155	242	39	20	12	147	146	99	47	.292
1980	37	1254	251	406	80	18	19	241	166	149	74	.324
1981	39	1153	282	346	56	6	46	248	189	151	45	.300
1982	40	1268	337	409	77	15	58	309	214	147	52	.323
1983	45	1360	329	397	68	12	37	292	273	194	57	.292
1984	57	1740	358	515	77	17	44	319	276	22	58	.296
1985	72	2360	498	728	123	19	56	434	325	308	75	.308
1986	61	2042	497	696	119	16	72	449	280	240	34	.341
1987	56	1815	424	567	112	9	73	372	279	267	48	.312
1988	62	2082	481	674	119	15	116	448	258	319	65	.324
1989	54	1709	311	446	78	8	70	281	264	248	20	.261
1990	62	1956	465	615	135	20	65	415	298	312	67	.314
1991	62	2070	519	684	461	132	12	67	283	319	87	.330
1992	66	2246	507	719	125	11	87	449	268	437	84	.320
1993	62	2121	452	658	104	13	67	395	190	350	82	.310
1994	63	2094	394	617	114	18	45	314	200	403	104	.295
1995	56	1910	363	559	105	13	42	325	244	393	94	.293
1996	57	1972	403	613	111	13	52	348	202	362	73	.311
1997	62	2256	560	792	142	21	100	491	238	360	102	.351
1998	60	2083	485	639	122	17	55	428	280	433	153	.307
1999	60	2087	502	684	122	20	82	445	255	391	123	.328
2000	53	1829	330	522	101	10	23	287	198	337	40	.285
2001	56	2012	425	626	143	7	56	378	224	336	45	.311
2002	56	2007	429	671	130	10	56	391	223	304	32	.334
2003	64	2265	477	694	148	14	58	421	274	389	96	.306
2004	59	2082	396	606	137	11	66	360	220	389	45	.291
2005	56	1934	375	566	105	14	44	340	228	363	25	.293
2006	60	2115	419	641	113	11	65	375	243	394	67	.303
2007	62	2242	520	725	148	12	87	471	266	370	69	.323
2008	57	2038	462	631	135	10	76	409	279	400	105	.310

TEAM PITCHING STATISTICS SINCE 1969												
Year	G	W-L	Sv	IP	H	R	ER	ERA	BB	K	CG	SH
1969	25	11-14	-	67.3	56	26	17	2.27	10	14	-	-
1970	21	9-12	-	182.0	173	106	74	3.66	92	17	-	-
1971	31	20-11	5	264.1	168	99	57	1.93	137	320	13	-
1972	30	15-15	5	259.0	224	116	71	2.46	104	223	-	2
1973	20	11-9	4	176.2	136	100	60	3.05	100	157	-	-
1974	25	11-14	3	215.0	197	138	86	3.87	144	177	8	2
1975	24	15-8	4	198.2	170	108	71	3.21	104	166	8	-
1976	31	16-15	3	266.0	231	162	90	3.04	167	212	11	-
1977	32	27-5	2	257.0	257	162	128	4.48	181	171	9	-
1978	34	20-13	2	266.0	252	195	144	4.87	163	195	19	-
1979	28	13-15	1	212.0	223	187	132	5.60	154	135	12	2
1980	37	22-15	9	298.1	320	228	174	5.25	178	192	9	0
1981	39	25-14	11	284.2	298	230	153	4.84	203	174	9	2
1982	40	28-12	10	313.0	332	232	157	4.51	196	186	11	3
1983	45	25-20	4	347.1	481	360	248	6.43	194	175	13	1
1984	57	37-20	6	437.0	445	291	213	4.38	231	248	26	2
1985	72	37-35	9	565.0	646	471	364	5.80	365	382	21	3
1986	61	33-28	9	473.2	610	460	330	6.27	282	292	14	2
1987	56	36-20	11	449.2	517	337	244	4.88	239	266	11	0
1988	62	38-24	11	474.0	571	353	262	4.97	254	291	14	2
1989	54	23-31	8	429.2	531	390	328	6.87	256	278	10	2
1990	62	37-25	12	484.2	564	378	260	4.83	251	339	11	3
1991	62	36-26	5	498.2	555	368	278	5.02	228	375	15	5
1992	66	44-21	12	551.2	598	355	251	4.09	231	446	18	4
1993	62	34-28	9	509.1	573	388	298	5.27	253	396	10	1
1994	63	45-18	14	535.2	491	233	177	2.97	244	466	9	4
1995	56	32-24	7	486.0	553	338	257	4.76	218	408	12	4
1996	57	32-24	8	482.2	542	380	282	5.26	257	416	11	2
1997	62	42-20	8	527.0	617	429	377	6.44	284	480	9	1
1998	60	45-15	15	513.1	522	301	229	4.01	236	499	8	1
1999	60	36-23	10	511.1	633	406	324	5.70	243	388	9	1
2000	53	15-38	4	451.2	620	432	338	6.74	212	285	3	0
2001	56	30-26	11	481.0	621	408	324	6.06	182	325	2	1
2002	56	33-23	15	482.1	552	318	246	4.59	156	372	2	5
2003	64	49-21	14	566.1	597	309	237	3.77	177	405	5	6
2004	59	28-31	9	517.0	679	395	337	5.87	163	374	3	1
2005	56	33-23	17	491.1	627	380	324	5.93	170	359	3	0
2006	60	33-27	12	528.0	661	392	323	5.51	184	434	0	3
2007	62	42-20	15	550.1	653	346	293	4.79	230	425	2	3
2008	57	29-28	8	504.2	585	428	355	6.33	229	432	1	1

WESTERN CAROLINA BASEBALL RECORD BOOK

INDIVIDUAL GAME RECORDS – BATTING

CATEGORY	RECORD	PLAYER	OPPONENT, YEAR
Hits	6	Danny Sells	Guilford, 1961
	6	Bob Ballance	North Georgia, 1960
Doubles	3	Achieved 16 times	
Triples	2	Achieved 13 times	
Home Runs	4	Skip Nelloms	UNC Asheville, 1986
RBI	9	Donovan Minero	N.C. A&T, 2001
Total Bases	17	Skip Nelloms	UNC Asheville, 1985

INDIVIDUAL GAME RECORDS – PITCHING

CATEGORY	RECORD	PLAYER	OPPONENT, YEAR
Strikeouts	20	Wayne McCauley	Allen, 1971
Innings Pitched	11.2	Don Bright	VMI, 1971
No Hitters		Greg Moore	Appalachian St., 1983
		Jeff Mashburn	Appalachian St., 1982
		Rick Adair	The Citadel, 1979
		Jerry Reed	West Virginia St., 1976

TEAM GAME RECORDS

CATEGORY	RECORD	OPPONENT, YEAR
Hits	30	Furman, 1993
Hits in an Inning	* 12	VMI, 1991
Runs	29	Marshall, 1992
Runs in an Inning	13	VMI, 1988
	13	VMI, 1991
Home Runs	* 10	UNC Asheville, 1986
Stolen Bases	12	Catawba, 1965
Strikeouts Pitching	20	Allen, 1971
Largest Win Margin	28	Allen, 1971
Win Margin in a Shutout	23	Allen, 1971

WCU Team Triple Crown Winners

Year	Player	BAvg.	RBI	HR
1961	Jim Ray	.322	22	4
1962	Ken Morgan	.372	21	5
1967	Roddy Edwards	.353	20	4
1977	Keith Ebersole	.423	48	6
1981	Mel Kinsey	.400	50	15
1985	Mike Carson	.363	56	13
1990	Grant Brittain	.428	68	20
1994	Mike Tidick	.376	58	15
1996	Alex Tolbert	.424	66	11
2002	Donovan Minero	.374	62	15
2004	Jared Greenwood	.338	63	21
2005	Steven Strausbaugh	.367	51	12
2007	Kenny Smith	.390	84	20

SEASON FIELDING RECORDS

Chances	606	Todd Buchanan	2003
Percentage	1.000	Kevin Bellomo	1990 (0 errors in 136 chances)
Putouts	575	Todd Buchanan	2003
Assists	205	Chris Moore	1997

CAREER FIELDING RECORDS

Chances	606	Todd Buchanan	2003
Chances	1,789	Todd Buchanan	2000-03
Pct. (min 500 chances)	.992	Todd Buchanan	2000-03 (15 errors in 1789 chances)
Putouts	1,691	Todd Buchanan	2000-03
Assists	667	Todd Roper	2000-03

INDIVIDUAL CAREER RECORDS

– BATTING –

Games	* 242	Matt Raleigh	1989-92
Average	.402	Keith Ebersole	1977-78
At-Bats	875	Todd Roper	2001-04
Runs	* 251	Matt Raleigh	1989-92
Hits	311	Chris Moore	1996-99
Doubles	70	Rod Goldston	2000-03
Triples	15	Martin Barrow	1995-98
Home Runs	* 68	Matt Raleigh	1989-92
RBI	254	Chris Moore	1996-99
Total Bases	580	Matt Raleigh	1989-92
Slugging Percentage	.693	Matt Raleigh	1989-92
Stolen Bases	84	Wayne Tolleson	1975-78
Times Walked	144	Chris Moore	1996-99
Grand Slams	* 5	Todd Buchanan	2000-03

– PITCHING –

Wins	34	Mark DiFelice	1995-98
W-L Pct.	.788	Scott Gay (26-7)	1983-85
ERA	1.27	Don Bright	1971-73
Saves	22	Ryan Foster	2000-03
Appearances	121	Ryan Foster	2000-03
Complete Games	22	Rod Rogers	1962-66
Shutouts	6	Rick Adair	1977-79
	6	Don Bright	1971-73
Innings Pitched	363.2	Clark Maxwell	1994-97
Strikeouts	374	Clark Maxwell	1994-97

* - Southern Conference Record (through the 2008 season)

INDIVIDUAL SEASON RECORDS

– BATTING –

Games	* 70	David Hyatt	1985
Average	.441	Bob Ballance	1960
At-Bats	266	Rodney Hennon	1993
Runs	83	Eric Johnson	1999
Hits	101	Kevin Bellomo	1991
	101	Keith LeClair	1988
Singles	75	Barrett Shaft	2007
	75	Rodney Hennon	1993
Doubles	26	Rod Goldston	2003
Triples	7	Tracy Biggs	1999
Home Runs	26	Steve Harris	1999
Grand Slams	* 3	Todd Buchanan	2002
RBI	84	Kenny Smith	2007
	84	Chris Moore	1999
Total Bases	* 189	Kenny Smith	2007
Slugging Percentage	.776	Matt Raleigh	1991
Times Walked	62	Chris Moore	1998
Stolen Bases	46	Eric Johnson	1999
Sacrifice Hits	11	Todd Roper	2003
Hitting Streak	# 27	Scott Lyman	1993

- streak began in the 1992 season and carried over the the 1993 season

– PITCHING –

Wins	12	Jason Beverlin	1993
	12	Scott Gay	1985
W-L Pct.	1.000	Scott Gay (10-0)	1984
	1.000	Jerry Reed (10-0)	1977
ERA	0.85	Dan Kyslinger	1992
Saves	14	Mike Manning	1994
Appearances	40	Mike Manning	1994
Complete Games	12	Harris Pryor	1959
Shutouts	3	Rick Adair	1978
	3	Don Bright	1973
	3	Wayne McCauley	1971
Innings Pitched	125.0	Ryan Basner	2003
Strikeouts	154	Jason Beverlin	1994

* - Southern Conference Record (through the 2008 season)

WESTERN CAROLINA BASEBALL RECORD BOOK – SEASON STATISTICS

SEASON BATTING AVERAGE

Name	Year	H-AB	Avg.
1. Bob Balance	1960	N/A	.441
2. Kevin Bellomo	1991	101-232	.435
3. Jim Matthews	1957	N/A	.431
4. Grant Brittain	1990	77-180	.428
5. Clint Fairey	1986	65-153	.425
6. Alex Tolbert	1996	92-217	.424
7. Keith LeClair	1988	58-209	.423
Keith Ebersole	1977	47-111	.423
9. Matt Raleigh	1991	92-223	.413
10. Fred Liner	1955	N/A	.409
11. Freddie Hailey	1986	58-209	.407
12. Charles Thomas	1999	99-244	.406
13. Clint Fairey	1987	77-190	.405
Greg Johnson	1983	64-158	.405
15. Jerry Gaines	1975	38-94	.404
16. Jeremy Bruce	1997	99-247	.401
Jody Henson	1995	81-202	.401
18. Mel Kinsey	1981	48-120	.400
Dwight Sherrill	1956	N/A	.400

GAMES PLAYED IN A SEASON

Name	Year	No.
1. David Hyatt	1985	70
2. John Pust	1985	69
3. Matt Raleigh	1992	66
Rodney Hennon	1992	66
Joey Cox	1992	66
Mike Carson	1985	66
7. Brian Tebo	1985	65
Freddie Hailey	1985	65
9. Alan Beck	2003	64
Mike Tidick	1992	64
11. Rod Goldston	2003	63
Wayne Kilmer	2003	63
Mike Tidick	1994	63
Roy Hurst	1994	63
Marc Striker	1994	63
Stephen Pritchard	1994	63
Scott Lyman	1992	63
18. Kenny Smith	2007	62
Jonathan Greene	2007	62
Steven Strausbaugh	2007	62
Todd Buchanan	2003	62
Chris Moore	1997	62
Alex Tolbert	1997	62
Rodney Hennon	1993	62
Matt Raleigh	1991	62
Keith LeClair	1988	62

GAMES STARTED IN A SEASON

Name	Year	No.
1. Matt Raleigh	1992	66
Rodney Hennon	1992	66
Joey Cox	1992	66
4. Alan Beck	2003	64
Mike Tidwick	1992	64
5. Rod Goldston	2003	63
Wayne Kilmer	2003	63
Mike Tidick	1994	63
Roy Hurst	1994	63
Stephen Pritchard	1994	63
10. Kenny Smith	2007	62
Jonathan Greene	2007	62
Marc Striker	1994	62
Chris Moore	1997	62
Alex Tolbert	1997	62
Rodney Hennon	1993	62
Matt Raleigh	1991	62
17. Blake Murphy	2007	61
John Ingram	2007	61
Steven Strausbaugh	2007	61
Todd Buchanan	2003	61
Todd Roper	2003	61

AT BATS IN A SEASON

Name	Year	No.
1. Nick Liles	2008	269
2. Rodney Hennon	1993	266
3. Wayne Kilmer	2003	258
Eric Johnson	1999	258
5. Chris Moore	1997	257
6. Martin Barrow	1997	256
7. Barrett Shaft	2007	255
8. Martin Barrow	1998	254
9. Todd Roper	2003	253
10. Joey Cox	1992	252
11. Rodney Hennon	1992	251
12. David Hyatt	1985	250
13. Kenny Smith	2007	249

Todd Roper	2004	249
Alan Beck	2003	249
16. Rod Goldston	2003	247
Jeremy Bruce	1997	247
18. Roy Hurst	1994	246
17. Tim Hallam	2006	245
19. Barrett Shaft	2006	244
Charles Thomas	1999	244
21. Todd Buchanan	2003	243

RUNS SCORED IN A SEASON

Name	Year	No.
1. Eric Johnson	1999	83
2. Jeremy Bruce	1997	82
3. Kevin Bellomo	1991	77
Matt Raleigh	1992	77
5. Charles Thomas	1999	76
6. Blake Murphy	2007	73
Rodney Hennon	1992	73
8. Kenny Smith	2007	72
Chris Moore	1999	72
Martin Barrow	1998	72
11. Martin Barrow	1997	71
Alex Tolbert	1997	71
13. Chris Moore	1997	69
14. Barrett Shaft	2006	68
Matt Raleigh	1991	68
Alan Beck	2003	68
17. Grant Brittain	1990	67
Freddie Hailey	1986	67
Freddie Hailey	1987	67
20. Scott Lyman	1992	66
Keith LeClair	1987	66

HITS IN A SEASON

Name	Year	No.
1. Kevin Bellomo	1991	101
Keith LeClair	1988	101
2. Eric Johnson	1999	100
3. Charles Thomas	1999	99
Jeremy Bruce	1997	99
5. Martin Barrow	1997	98
6. Kenny Smith	2007	97
7. Barrett Shaft	2007	96
8. Chris Moore	1997	95
9. Nick Liles	2008	93
10. Alex Tolbert	1996	92
Matt Raleigh	1991	92
Rodney Hennon	1992	92
13. Scott Lyman	1992	91
14. Roy Hurst	1994	89
15. Chris Moore	1999	88
Matt Raleigh	1992	88
17. David Hyatt	1985	87
Joey Cox	1992	87
Rodney Hennon	1993	87
20. Barrett Shaft	2006	86
Mike Tidick	1994	86
Rod Goldston	2003	86
Martin Barrow	1998	86

DOUBLES IN A SEASON

Name	Year	No.
1. Rod Goldston	2003	26
2. Alex Tolbert	1996	25
3. Kenny Smith	2007	24
4. Jared Greenwood	2004	21
Jody Henson	1995	21
Joey Cox	1992	21
Freddie Hailey	1987	21
8. Blake Murphy	2007	20
Denver Edick	2004	20
Rod Goldston	2001	20
Alan Beck	2001	20
Roy Hurst	1994	20
Rodney Tesh	1990	20
Mike Carson	1985	20
15. Nick Liles	2008	19
Todd Buchanan	2003	19
Donovan Minero	2002	19
Austin Smithwick	1999	19
Frankie Ward	1997	19
Chris Moore	1996	19
Mike Tidick	1993	19
Scott Lyman	1992	19

MOST TRIPLES IN A SEASON

Name	Year	No.
1. Tracy Biggs	1999	7
2. Martin Barrow	1997	6
Freddie Hailey	1984	6

4. Austin Smithwick	1999	5
Martin Barrow	1998	5
Chris Moore	1997	5
Matt Raleigh	1991	5
Jim Eldredge	1985	5
David Ball	1979	5
10. Kenny Smith	2007	4
Blake Murphy	2006	4
Todd Roper	2003	4
John Connolly	1994	4
Marc Striker	1994	4
Mike Tidick	1992	4
Todd Raleigh	1990	4
Keith LeClair	1988	4
Ron Huntington	1986	4
John Pust	1985	4
Willie Carpenter	1979	4
Freddy Brown	1979	4
Mark Reeser	1978	4
Wayne Tolleson	1978	4
Jerry Gaines	1975	4

HOME RUNS IN A SEASON

Name	Year	No.
1. Steve Harris	1999	26
2. Matt Raleigh	1992	25
Clint Fairey	1988	25
4. Skip Nelloms	1988	22
5. Jared Greenwood	2004	21
Chris Moore	1999	21
7. Kenny Smith	2007	20
Alex Tolbert	1995	20
Grant Brittain	1990	20
10. Alex Tolbert	1997	19
Joey Cox	1992	19
Matt Raleigh	1991	19
Tom Malchesky	1988	19
Clint Fairey	1987	19
15. Alan Beck	2003	18
Keith LeClair	1988	18
17. Steven Strausbaugh	2006	17
Donovan Minero	2001	17
Phillip Grundy	1993	17
Todd Raleigh	1991	17

SEASON RUNS BATTED IN

Name	Year	No.
1. Kenny Smith	2007	84
Chris Moore	1999	84
3. Todd Raleigh	1991	78
4. Donovan Minero	2001	74
5. Steve Harris	1999	73
Matt Raleigh	1992	73
7. Joey Cox	1992	72
Mike Carson	1986	72
9. Alan Beck	2003	71
10. Skip Nelloms	1987	70

11. Alex Tolbert	1997	69
J.P. Burwell	1997	69
Skip Nelloms	1988	69
14. Grant Brittain	1990	68
15. Matt Raleigh	1991	67
Keith LeClair	1988	67
17. Blake Murphy	2007	66
Chris Moore	1998	66
Alex Tolbert	1996	66
Phillip Grundy	1993	66

TOTAL BASES IN A SEASON

Name	Year	No.
1. Kenny Smith	2007	189
2. Keith LeClair	1988	179
3. Matt Raleigh	1992	177
4. Matt Raleigh	1991	173
5. Chris Moore	1999	169
6. Joey Cox	1992	167
7. Skip Nelloms	1988	163
8. Steve Harris	1999	162
9. Jared Greenwood	2004	160
10. Eric Johnson	1999	158
11. Jeremy Bruce	1997	157
12. Kevin Bellomo	1991	156
13. Grant Brittain	1990	155
14. Mike Tidick	1994	154
Tom Malchesky	1988	154
16. Chris Moore	1997	152
Alex Tolbert	1996	152
18. Blake Murphy	2007	151
Clint Fairey	1987	151
20. Alex Tolbert	1997	150

SLUGGING PERCENTAGE

Name	Year	TB-AB	Pct.
1. Mel Kinsey	1981	104-120	.867
2. Grant Brittain	1990	155-180	.861
3. Clint Fairey	1987	151-190	.795
4. Pat Riley	1986	107-137	.781
5. Matt Raleigh	1991	173-223	.776
6. Matt Raleigh	1992	177-229	.773
7. Kenny Smith	2007	189-249	.759
8. Keith LeClair	1988	179-239	.749
9. Chris Moore	1999	169-227	.711
10. Clint Fairey	1988	125-207	.734
11. Jared Greenwood	2004	160-219	.731
12. Steve Harris	1999	162-224	.723
13. Skip Nelloms	1988	163-228	.715
14. Alan Beck	2001	128-179	.715
15. Alex Tolbert	1996	152-217	.700



Rod Goldston (left), Todd Buchanan (middle) and Alan Beck (right), who played together from 2000-03, led Western Carolina to a 2003 Southern Conference Championship and rank among the WCU career and single-season top 10 leaders in numerous categories.

WESTERN CAROLINA BASEBALL RECORD BOOK – SEASON STATISTICS

BASE ON BALLS IN A SEASON

Name	Year	No.
1. Chris Moore	1998	62
2. Alex Tolbert	1997	59
Matt Raleigh	1992	59
4. Mel Kinsey	1983	55
5. Jared Greenwood	2004	54
6. Blake Murphy	2007	52
7. Blake Murphy	2008	51
8. John Pust	1985	50
9. Grant Brittain	1990	49
10. Alan Beck	2003	47
11. Mike Carson	1985	46
12. Grant Brittain	1989	44
13. Charles Thomas	1999	43
Matt Raleigh	1989	43
Freddie Hailey	1987	43
Freddie Hailey	1986	43
17. David Hyatt	1985	42
18. Alan Beck	2001	41
Chris Moore	1999	41
Matt Raleigh	1990	41
Clint Fairry	1987	41

HIT BY PITCHES IN A SEASON

Name	Year	No.
1. Jonathan Greene	2007	22
2. Tim Hallam	2006	19
3. Chris Davis	2004	18
4. Tim Hallam	2005	17
5. Barrett Shaft	2008	15
Scott Lyman	1993	15
7. Blake Murphy	2008	14
Barrett Shaft	2007	14
9. Jason Haynes	2006	13
10. Jared Greenwood	2004	12
Charlie Wands	1999	12
Steve Harris	1999	12
13. Dylan de Graaf	2008	11
Steven Strausbaugh	2007	11
Jonathan Greene	2006	11
Brian Sigmon	2001	11
J.P. Burwell	1997	11
Scott Lyman	1992	11

19. Blake Murphy	2006	10
Denver Edick	2004	10
Brian Sigmon	2003	10
Chris Moore	1999	10
Eric Johnson	1999	10
J.P. Burwell	1995	10
Mike Tidick	1994	10
Kevin Bellomo	1991	10

STRIKE OUTS IN A SEASON

Name	Year	No.
1. Alex Tolbert	1995	73
2. Matt Raleigh	1992	66
Joey Cox	1992	66
4. Blake Murphy	2006	58
5. Steve Harris	1999	56
Mike Tidick	1994	56
7. Dave McKay	1998	55
8. Nate Hall	2005	52
Alan Beck	2003	52
Todd Buchanan	2003	52
Tony Horne	1996	52
12. Jonathan Greene	2007	51
Alex Tolbert	1997	51
14. Brandon Zollman	2004	49
Matt Raleigh	1990	49
16. Jeremy Bruce	1997	47

ON BASE PCT. IN A SEASON

Name	Year	No.
1. Blake Murphy	2008	.531
2. Alan Beck	2001	.515
3. Chris Moore	1995	.512
4. Kevin Bellomo	1991	.509
5. Matt Raleigh	1992	.507
6. Matt Raleigh	1991	.502
7. Charles Thomas	1999	.500
8. Alex Tolbert	1996	.498
9. Blake Murphy	2007	.495
10. Chris Moore	1999	.488
11. Rob Doherty	1991	.482
12. Alex Tolbert	1997	.479
13. Rodney Hennon	1992	.467
14. Mike Tidick	1994	.463

15. Barrett Shaft	2008	.462
Jared Greenwood	2005	.462
Jeremy Bruce	1997	.462
18. Jody Henson	1995	.461
19. Scott Lyman	1993	.460
20. Joey Cox	1991	.459
Rodney Tesh	1991	.459

SACRIFICE FLIES IN A SEASON

Name	Year	No.
1. Barrett Shaft	2006	7
Chris Moore	1999	7
J.P. Burwell	1997	7
Marc Striker	1994	7
Jody Henson	1993	7
6. Steven Strausbaugh	2007	6
Blake Murphy	2006	6
Jared Greenwood	2004	6
Frankie Ward	1998	6
Alex Tolbert	1997	6
11. Kenny Smith	2007	5
Jonathan Greene	2006	5
Denver Edick	2003	5
Brian Sigmon	2003	5
Donovan Minero	2002	5
Morgan Frazier	2000	5
Jeff Sziksai	1997	5
Alex Tolbert	1996	5
J.P. Burwell	1996	5
Scott Lyman	1992	5
Joey Cox	1991	5

SACRIFICE HITS IN A SEASON

Name	Year	No.
1. Barrett Shaft	2008	11
Todd Roper	2003	11
Morgan Frazier	1999	11
4. David Hyatt	1985	10
5. Matt Thrasher	1981	9
6. Chad Moore	1996	8
Chad Moore	1995	8
Grant Brittain	1990	8
Clint Fairry	1988	8
Mike Carson	1986	8
Jim Eldredge	1985	8
Darryl Rogers	1985	8
Wayne Tolleson	1976	8

STOLEN BASES IN A SEASON

Name	Year	No.
1. Eric Johnson	1999	46
2. Chuck Koone	1998	35
3. Martin Barrow	1998	30
4. Wayne Tolleson	1978	29
Wayne Tolleson	1977	29
6. Dave McKay	1998	28
7. Wayne Kilmer	2003	26
8. Jody Henson	1995	25
9. Matt Raleigh	1992	23
10. Nick Lies	2008	22
Blake Murphy	2008	22
Chuck Koone	1997	22
13. Mike Tidick	1992	21
David Hill	1982	21
15. Jody Henson	1994	20
Mike Tidick	1994	20
Matt Raleigh	1991	20
18. Tracy Biggs	1999	19
David Hill	1983	19

STOLEN BASES ATTEMPTED

Name	Year	No.
1. Eric Johnson	1999	54
2. Chuck Koone	1998	39
3. Wayne Tolleson	1977	35
4. Dave McKay	1998	34
Wayne Tolleson	1978	34
6. Wayne Kilmer	2003	31
Martin Barrow	1998	31
8. Jody Henson	1995	30
9. Blake Murphy	2008	28
10. Billy Boyd	1980	27
11. Chuck Koone	1997	25
Matt Raleigh	1992	25
David Hill	1983	25

PUTOUTS IN A SEASON

Name	Year	No.
1. Todd Buchanan	2003	575
2. John Ingram	2007	550
3. Trey McDaniel	2006	543

4. Jared Greenwood	2004	529
5. Marc Striker	1994	525
6. Todd Buchanan	2001	524
7. Alex Tolbert	1997	508
8. Alex Tolbert	1996	493
9. David Hyatt	1985	486
10. Trey McDaniel	2005	483
11. Todd Buchanan	2002	478
12. David Hyatt	1986	467
13. Alex Tolbert	1995	458
14. Clint Fairry	1988	456
15. Mark Poarch	1990	455
16. Dave McKay	1998	454
17. Charlie Fonville	1984	429
18. Roy Hurst	1994	410

ASSISTS IN A SEASON

Name	Year	No.
1. Chris Moore	1997	205
2. John Pust	1985	202
3. Todd Roper	2003	200
4. Tim Hallam	2006	191
5. Todd Roper	2004	183
6. Wayne Kilmer	2003	182
Rodney Hennon	1993	182
8. Chris Moore	1999	177
9. Matt Raleigh	1992	176
10. Kenny Smith	2007	174
Grant Brittain	1988	174
12. Tim Hallam	2005	171
Stephen Ruchardson	1994	171
14. John Connolly	1994	170

SEASON FIELDING PCT. – MIN 100 CHANCES

Name	Year	PO-A-E	Pct.
1. Mike Tidick	1994	96-5-0	1.000
Marc Striker	1991	86-86-0	1.000
Kevin Bellomo	1990	132-4-0	1.000
4. Keith Ebersole	1978	272-13-1	.997
5. Todd Buchanan	2001	524-28-2	.996
Marc Striker	1994	525-23-2	.996
David Hyatt	1985	486-44-2	.996
Ted Whitworth	1972	245-20-1	.996
Gary Fishel	1972	283-8-1	.996
10. Richie Senn	1989	150-19-1	.994
Matt Ingle	1981	292-19-2	.994
12. Barrett Shaft	2007	128-6-1	.993
Barrett Shaft	2005	125-10-1	.993
J.P. Burwell	1997	245-22-2	.993
15. Trey McDaniel	2005	483-25-4	.992
Todd Buchanan	2003	575-26-5	.992
Todd Buchanan	2002	478-22-4	.992
Austin Smithwick	1998	224-27-2	.992
19. Brian Sigmon	2003	209-18-2	.991
Mike Tidick	1993	105-5-1	.991
21. John Ingram	2007	550-32-6	.990
Marc Striker	1992	357-24-4	.990
Clint Fairry	1988	456-39-5	.990
Keith LeClair	1987	374-30-4	.990
Dennis Blake	1976	44-51-1	.990

LOWEST ERA IN A SEASON

Name	Year	No.
1. Dan Kyslinger	1992	0.85
2. Mike Manning	1994	0.97
3. Don Bright	1972	1.09
4. Ward Withrow	1987	1.32
5. Flip Watson	1976	1.47
Don Bright	1973	1.47
7. Rick Adair	1979	1.59
8. Aaron Kirby	1988	1.63
9. David Robinson	1981	1.70
10. David Robinson	1982	1.77
11. Rick Adair	1977	1.87
12. Jerry Reed	1975	2.01
13. Jerry Reed	1976	2.02
14. Scott Gay	1984	2.10
13. Chris Waters	1998	2.11
15. Bobby Aiello	1972	2.14

WINS IN A SEASON

Name	Year	No.
1. Jason Beverlin	1993	12
Scott Gay	1985	12
3. Mark DiFelice	1998	11
Jason Beverlin	1994	11
Phillip Grundy	1991	11
Jack Kimel	1990	11
7. Derrick Hawk	2003	10
Mark DiFelice	1997	10
Jack Kimel	1992	10



Eric Johnson (1997-99) set a single-season record with 46 stolen bases in 1999, a mark that ranks tied for sixth in the Southern Conference record book. Johnson was also an All-Southern Conference football player at Western Carolina.

WESTERN CAROLINA BASEBALL RECORD BOOK – SEASON STATISTICS

Name	Year	No.
Keith Smith	1986	10
Scott Gay	1984	10
Jerry Reed	1977	10
13. Drew Saberhagen	2007	9
Aaron Kirby	1999	9
Clark Maxwell	1997	9
Phillip Grundy	1992	9
Jack Kimel	1992	9
Tim Sinicki	1988	9
Andy Rickman	1986	9
19. Chris Masters	2008	8
Tyler Sexton	2007	8
Tyler Sexton	2006	8
Ryan Basner	2003	8
Clark Maxwell	1995	8
David Pember	1999	8
Brian Bain	1998	8
Chris Davidson	1998	8
Paul Menhart	1988	8

LOSSES IN A SEASON

Name	Year	No.
1. Ryan Basner	2001	8
Paul Menhart	1989	8
Stewart Keyes	1989	8
4. Drew Saberhagen	2008	7
Phillip Grundy	1993	7
6. Tyler Sexton	2006	6
Seth Foster	2003	6
Jared Burton	2002	6
Aaron Kirby	2000	6
Mark DiFelice	1996	6
Clark Maxwell	1995	6
Dale Pilgrim	1995	6
Joe Jack Sellers	1995	6
Paul Menhart	1990	6
Gary Shamp	1986	6
Ken Hare	1984	6
Randy Sims	1979	6



Jason Beverlin (1992-94) is one of WCU's best pitchers to ever come through Cullowhee and the Southern Conference. Beverlin was a consensus All-America selection; SoCon Pitcher and Male Athlete of the Year; a two-time All-Atlantic Region All-Star; and helped lead WCU to three-consecutive NCAA Regional meets from 1992 through 1994. He was also named to the SoCon's 75th Anniversary Baseball Team.

WINNING PCT. IN A SEASON

Min 10 decisions

Name	Year	W-L	Pct.
1. Scott Gay	1984	10-0	1.000
Jerry Reed	1977	10-0	1.000
3. Drew Saberhagen	2007	9-1	.900
4. Jason Beverlin	1993	12-2	.857
5. Mark DiFelice	1998	11-2	.846
6. Derrick Hawk	2003	10-2	.833
7. Clark Maxwell	1997	9-2	.818
Andy Rickman	1986	9-2	.818
9. Mark DiFelice	1997	10-3	.769
Jack Kimel	1992	10-3	.769
11. Scott Gay	1985	12-4	.750

APPEARANCES IN A SEASON

Name	Year	No.
1. Mike Manning	1994	40
2. Luke Miller	2005	37
Ryan Foster	2001	37
4. Greg Holland	2007	33
5. Brian McCullen	2006	32
6. Chris Masters	2007	31
Greg Holland	2006	31
8. Brian McCullen	2004	30
Ryan Foster	2000	30
Withrow Ward	1988	30
11. Brian Barnes	2003	29
Ryan Foster	2002	29
Erik Tumrose	1999	29
Rob Hoover	1999	29
15. Chris Masters	2008	28
Derrick Hawk	2003	28
Joe Camac	2001	28
18. John Milewski	1985	27
19. Dale Pilgrim	1995	26
20. Brian Barnes	2004	25
Ryan Foster	2003	25

Dan Foley	2001	25
Doug Uzdilla	1990	25
Mike Manning	1993	25

GAMES STARTED IN A SEASON

Name	Year	No.
1. Ryan Basner	2003	18
Jack Kimmel	1990	18
3. Brad Josey	2004	17
Brad Josey	2003	17
Clark Maxwell	1995	17
6. Drew Saberhagen	2007	16
Tyler Sexton	2007	16
Jason Beverlin	1994	16
Jason Beverlin	1993	16
Phillip Grundy	1992	16
Brian Bain	1997	16
12. Drew Saberhagen	2008	15
Tyler Sexton	2006	15
Seth Foster	2003	15
Jared Burton	2002	15
David Pember	1999	15
Chris Davidson	1998	15
Kevin Roxrode	1994	15
Patrick Kendrick	1991	15
Phillip Grundy	1991	15
Jack Kimel	1991	15
Paul Menhart	1990	15
Scott Gay	1985	15
Gary Shamp	1985	15

COMPLETE GAMES IN A SEASON

Name	Year	No.
1. Phillip Grundy	1991	9
2. Phillip Grundy	1992	8
Jack Kimel	1992	8
Ken Hare	1984	8
Rick Adair	1978	8
Rick Adair	1979	8
7. Scott Gay	1985	7
Scott Gay	1984	7
9. Paul Menhart	1988	6
Clark Maxwell	1995	6
Jeery Reed	1976	6

SHUTOUTS IN A SEASON

Name	Year	No.
1. Jared Burton	2002	2
Clark Maxwell	1995	2
Tim Sinicki	1988	2
Jack Kimel	1990	2
Paul Menhart	1989	2
Rick Adair	1979	2

MOST SAVES IN A SEASON

Name	Year	No.
1. Mike Manning	1994	14
2. Greg Holland	2007	10
3. Greg Holland	2006	9
Dan Kyslinger	1992	9
Ward Withrow	1988	9
6. David Pember	1998	8
7. Ryan Foster	2003	7
Ryan Foster	2001	7
Doug Uzdilla	1990	7
Ward Withrow	1987	7
David Ray Robinson	1982	7
David Ray Robinson	1981	7
13. Clint Ramsey	2005	6
Ryan Foster	2002	6
Mike Manning	1993	6
16. Erik Tumrose	1999	5
Dale Pilgrim	1995	5
Doug Mitchell	1980	5
Jackie Slaughter	1984	5

INNINGS PITCHED IN A SEASON

Name	Year	No.
1. Ryan Basner	2003	125.0
2. Jason Beverlin	1994	124.1
3. Clark Maxwell	1995	123.1
4. David Pember	1999	119.2
5. Scott Gay	1985	113.1
6. Phillip Grundy	1992	110.1
7. Drew Saberhagen	2007	106.2
8. Jason Beverlin	1993	105.1
9. Brad Josey	2003	104.0
10. Jared Burton	2002	103.0
11. Clark Maxwell	1997	102.2
12. Jack Kimel	1990	101.1
13. Brad Josey	2004	101.0



Jared Burton (above), who ranks seventh on WCU's single-season strikeouts list, was drafted by the Oakland A's in the 2002 draft. He later landed on the Cincinnati Reds active roster in the 2007 Rule 5 Draft.

HITS ALLOWED IN A SEASON

Name	Year	No.
1. David Pember	1999	153
2. Brad Josey	2004	128
3. Ryan Basner	2003	122
Aaron Kirby	1999	122
5. Jack Kimel	1990	120
6. Jared Burton	2001	119
7. Jack Kimel	1991	116
8. Tyler Sexton	2006	115
9. Drew Saberhagen	2007	114
10. Jack Kimel	1992	111
11. Tyler Sexton	2007	110

RUNS ALLOWED IN A SEASON

Name	Year	No.
1. David Pember	1999	82
2. Brian Bain	1997	78
Keith Smith	1986	78
4. Jack Kimel	1990	77
5. Aaron Kirby	1999	76
6. Chris Davidson	1997	75
7. Drew Saberhagen	2008	74
8. Lin Stadler	1983	73
9. Aaron Kirby	2000	72
Ken Hare	1983	72
11. Clark Maxwell	1996	71

EARNED RUNS ALLOWED IN A SEASON

Name	Year	No.
1. Brian Bain	1997	66
2. Chris Davidson	1997	63
Clark Maxwell	1996	63
4. Drew Saberhagen	2008	62
Aaron Kirby	1999	62
6. Paul Menhart	1989	61
7. Jack Kimel	1990	59
8. David Pember	1999	58
Aaron Kirby	2000	58
10. Jackie Slaughter	1987	54

STRIKEOUTS IN A SEASON

Name	Year	No.
1. Jason Beverlin	1994	154
2. Clark Maxwell	1995	124
3. Scott Gay	1985	118
4. Mark DiFelice	1998	110
5. Jason Beverlin	1993	106
6. Jared Burton	2002	105
7. Clark Maxwell	1997	102
8. Clark Maxwell	1996	101
9. Ryan Basner	2003	91
Phillip Grundy	1991	91
11. Phillip Grundy	1992	89
Rick Adair	1977	89
13. Chris Davidson	1998	87
Mark DiFelice	1997	87

WESTERN CAROLINA BASEBALL RECORD BOOK – CAREER STATISTICS

WALKS ALLOWED IN A SEASON

Name	Year	No.
1. Scott Gay	1985	66
2. Clark Maxwell	1996	63
3. Paul Menhart	1989	57
4. Clark Maxwell	1995	56
5. Jason Beverlin	1994	55
Paul Menhart	1990	55
Jason Beverlin	1993	55
8. Clark Maxwell	1997	51
Phillip Grundy	1991	51
10. Brian Bain	1997	50
Bill Donovan	1985	50

OPPONENT SEASON BATTING AVG. Min 20 app or 200 AB

Name	Year	H-AB	Avg.
1. Brandon McDowell	2003	54-243	.222
2. Greg Holland	2006	48-213	.225
3. Clark Maxwell	1997	83-432	.226
4. Chris Masters	2008	58-256	.227
Derrick Hawk	2003	51-225	.227
6. Brian Bain	1996	60-298	.228
7. Clark Maxwell	1995	107-540	.231
8. Chris Waters	1998	34-155	.238
9. Chris Masters	2007	52-214	.243
10. Brian Bain	1998	87-406	.250
Phillip Grundy	1991	97-388	.250
12. Mark DiFelice	1998	95-421	.252
13. Clark Maxwell	1996	85-405	.254
14. Jared Burton	2002	102-399	.256
Chris Davidson	1996	60-275	.256
16. Seth Foster	2001	75-325	.257
17. Ryan Basner	2003	122-472	.258

WCU CAREER STATS

CAREER BATTING AVERAGE Min. 2 years played and 100 AB

Name	Years	H-AB	Avg.
1. Keith Ebersole	1977-78	98-244	.402
2. Clint Fairey	1986-89	284-737	.385
3. Donovan Minero	2001-02	166-441	.376
4. Keith LeClair	1985-88	247-658	.375
5. Charles Thomas	1998-2000	250-668	.374
6. Chris Moore	1996-99	311-837	.372
7. Greg Johnson	1980-83	107-291	.368
8. Barrett Shaft	2005-08	336-929	.362
Freddie Hailey	1984-87	286-790	.362
10. Matt Raleigh	1989-92	302-837	.361

11. Willie Carpenter	1977-80	168-468	.359
12. Kevin Bellomo	1988-91	246-696	.353
13. Mel Kinsey	1980-83	165-469	.352
14. Alex Tolbert	1994-97	246-701	.351
Jody Henson	1992-95	215-612	.351
16. Jeremy Bruce	1997-98	151-432	.350
Mike Carson	1984-87	263-752	.350
18. Pat Riley	1985-86	65-187	.348
19. Ryan Schade	2000-02	157-453	.347
20. Skip Nelloms	1985-88	264-762	.346
21. Martin Barrow	1995-98	262-759	.345
Mike Tidick	1990-94	270-782	.345
Billy Boyd	1978-80	1123-357	.345
24. Eric Johnson	1997-99	144-418	.344
25. Scott Lyman	1990-93	208-608	.342
26. Alan Beck	2000-03	285-835	.341

GAMES PLAYED IN A CAREER

Name	Years	No.
1. Matt Raleigh	1989-92	242
2. Mike Tidick	1990-94	233
Freddie Hailey	1984-87	233
4. Barrett Shaft	2005-08	228
5. Eric Whitson	1992-95	225
6. Todd Roper	2001-04	223
7. Rod Goldston	2000-03	222
8. Chris Davis	2002-05	220
Alan Beck	2000-03	220
Chris Moore	1996-99	220
Mike Carson	1984-87	220
12. Grant Brittain	1987-90	218
Clint Fairey	1986-89	218
14. Blake Murphy	2004-08	214
Skip Nelloms	1985-88	214
16. Kevin Bellomo	1988-91	213
17. Todd Buchanan	2000-03	212
Rodney Tesh	1988-81	212
19. Martin Barrow	1995-98	211
20. Keith LeClair	1985-88	208

GAMES STARTED IN A CAREER (Stat not kept until 1991)

Name	Years	No.
1. Barrett Shaft	2005-08	226
2. Chris Moore	1996-99	220
3. Alan Beck	2000-03	215
4. Todd Roper	2001-04	213
Rod Goldston	2000-03	213
6. Todd Buchanan	2000-03	205
7. Blake Murphy	2004-08	204
8. Eric Whitson	1992-95	203
9. Mike Tidick	1990-94	202

10. Martin Barrow	1995-98	192
11. Alex Tolbert	1994-97	187

MOST AT BATS IN A CAREER

Name	Years	No.
1. Barrett Shaft	2005-08	929
2. Todd Roper	2001-05	875
3. Rod Goldston	2000-03	848
4. Chris Moore	1996-99	837
Matt Raleigh	1989-92	837
6. Alan Beck	2000-03	835
7. Todd Buchanan	2000-03	801
8. Freddie Hailey	1984-87	790
9. Mike Tidick	1990-94	782
10. Skip Nelloms	1985-88	762
11. Martin Barrow	1995-98	759
12. Blake Murphy	2004-08	757
13. Mike Carson	1984-87	752
14. Chris Davis	2002-05	748
15. Clint Fairey	1986-89	737

RUNS SCORED IN A CAREER

Name	Years	No.
1. Matt Raleigh	1989-92	251
2. Chris Moore	1996-99	240
3. Alan Beck	2000-03	216
Freddie Hailey	1984-87	216
5. Martin Barrow	1995-98	207
6. Barrett Shaft	2005-08	204
7. Todd Roper	2001-04	200
8. Rod Goldston	2000-03	197
9. Kevin Bellomo	1988-91	193
10. Skip Nelloms	1985-88	192
11. Blake Murphy	2004-08	190
12. Clint Fairey	1986-89	186
13. Mike Tidick	1990-94	185
14. Alex Tolbert	1994-97	180
15. Todd Buchanan	2000-03	177
16. Keith LeClair	1985-88	175
17. Charles Thomas	1998-2000	169
18. Steven Strausbaugh	2005-07	166
19. Scott Lyman	1990-93	163
20. Rodney Hennon	1990-93	160
Grant Brittain	1987-90	160

HITS IN A CAREER

Name	Years	No.
1. Barrett Shaft	2005-08	336
2. Chris Moore	1996-99	311
3. Matt Raleigh	1989-92	302
4. Freddie Hailey	1984-87	286
5. Alan Beck	2000-03	285
6. Clint Fairey	1986-89	284
7. Todd Roper	2001-04	271
8. Mike Tidick	1990-94	270
9. Skip Nelloms	1985-88	264
10. Mike Carson	1984-87	263
11. Martin Barrow	1995-98	262
12. Rod Goldston	2000-03	261
13. Todd Buchanan	2000-03	258
14. Barrett Shaft	2005-pres.	253
15. Charles Thomas	1998-2000	250
16. Keith LeClair	1985-88	247
17. Blake Murphy	2004-08	246
Alex Tolbert	1994-97	246
Kevin Bellomo	1988-91	246
20. Chris Davis	2002-05	245

DOUBLES IN A CAREER

Name	Years	No.
1. Rod Goldston	2000-03	70
2. Chris Moore	1996-99	68
3. Barrett Shaft	2005-08	62
Mike Carson	1984-87	62
5. Blake Murphy	2004-08	60
Alan Beck	2000-03	60
7. Matt Raleigh	1989-92	56
8. Alex Tolbert	1994-97	54
Mike Tidick	1990-94	54
10. Todd Buchanan	2000-03	52
11. Todd Roper	2001-04	50
12. Joey Cox	1989-92	48
13. Barrett Shaft	2005-pres.	46
Steven Strausbaugh	2005-07	46
15. Chris Davis	2002-05	45
16. Kevin Bellomo	1988-91	44
17. Martin Barrow	1995-98	43
Todd Raleigh	1988-91	43
Rodney Tesh	1988-91	43
Freddie Hailey	1984-87	43

MOST TRIPLES IN A CAREER

Name	Years	No.
1. Martin Barrow	1995-98	15
2. Danny Jones	1964-67	13
3. Freddie Hailey	1984-87	11
4. David Ball	1977-79	10
5. Tracy Biggs	1997-2000	9
Chris Moore	1996-99	9
Skip Nelloms	1985-88	9
John Pust	1982-85	9
Freddy Brown	1976-79	9
Wayne Tolleson	1975-78	9
11. Todd Roper	2001-04	8
Matt Stillwell	1995-98	8
Mike Tidick	1990-94	8
Matt Raleigh	1989-92	8
Kevin Bellomo	1988-91	8
Jim Reinicker	1978-82	8
Willie Carpenter	1977-80	8

MOST HOME RUNS IN A CAREER


Name	Years	No.
1. Matt Raleigh	1989-92	68
2. Clint Fairey	1986-89	61
3. Alex Tolbert	1994-97	51
4. Chris Moore	1996-99	50
5. Blake Murphy	2004-08	47
Skip Nelloms	1985-88	47
7. Alan Beck	2000-03	45
8. Steven Strausbaugh	2005-07	41
9. Mike Carson	1984-87	40
10. Kevin Bellomo	1988-91	37
11. Mike Tidick	1990-94	34
12. Jonathan Greene	2005-07	33
13. Donovan Minero	2001-02	32
Grant Brittain	1987-90	32
15. Mark Poarch	1987-90	31
Mel Kinsey	1980-83	31
17. Jared Greenwood	2004-05	29
Steve Harris	1988-89	29
19. Keith LeClair	1985-88	28
20. Phillip Grundy	1992-93	27
Charlie Fonville	1981-84	27

RUNS BATTED IN FOR A CAREER

Name	Years	No.
1. Chris Moore	1996-99	254
2. Matt Raleigh	1989-92	239
3. Alan Beck	2000-03	222
4. Skip Nelloms	1985-88	212
5. Blake Murphy	2004-08	205



Barrett Shaft (2005-08) took over as Western Carolina's all-time leading hitter in his third plate appearance of a home, 5-3, win over Wofford on May 2, 2008 as he poked one into left field to surpass Chris Moore (1996-99). Shaft ended his four-year WCU career tied for eighth all-time in career batting average at .362.



Phillip Grundy (1991-93), who was inducted into the WCU Athletics Hall of Fame in 2005, was arguably Western's best-ever, two-way player. Before leaving as a fourth-round pick after his junior year, Grundy posted a 24-16 record on the mound with a 3.09 ERA and 263 career strikeouts in 294.1 innings. He ranks ninth on WCU's all-time career ERA ledger; sixth in wins; fourth in strikeouts and third in innings pitched. In just two seasons at the plate, he had .335 career average with 27 home runs and 106 RBI in less than 100 games.

WESTERN CAROLINA BASEBALL RECORD BOOK – ANNUAL CATEGORY LEADERS

BATTING AVERAGE LEADERS

1952	Dwight Sherrill.....	258
1953	Dwight Sherrill.....	274
1954	Ron Swartzel.....	288
1955	Fred Liner.....	409
1956	Dwight Sherrill.....	400
1957	Jim Matthews.....	431
1958	—not available—	
1959	Bob Ballance.....	310
1960	Bob Ballance.....	441
1961	Jim Ray.....	332
1962	Ken Morgan.....	372
1963	Danny Tharpe.....	350
1964	Danny Tharpe.....	371
1965	Joe Fraser.....	323
1966	Cecil Caldwell.....	327
1967	Roddy Edwards.....	353
1968	Eddie Hope.....	365
1969	Reed Griffith.....	300
1970	Bruce West.....	375
1971	Tommy Hayes.....	373
1972	Dale Fox.....	347
1973	Gary Fishel.....	330
1974	Danny Carswell.....	299
1975	Jerry Gaines.....	404
1976	Dennis Blake.....	382
1977	Keith Ebersole.....	423
1978	Keith Ebersole.....	384
1979	Billy Boyd.....	393
1980	Willie Carpenter.....	392
1981	Mel Kinsey.....	400
1982	Jim Reinicker.....	357
1983	Greg Johnson.....	405
1984	Freddie Hailey.....	395
1985	Mike Carson.....	363
1986	Clint Fairey.....	425
1987	Clint Fairey.....	405
1988	Keith LeClair.....	423
1989	Clint Fairey.....	369
1990	Grant Brittain.....	428
1991	Kevin Bellomo.....	435
1992	Scott Lyman.....	389
1993	Scott Lyman.....	361
1994	Mike Tidick.....	376
1995	Jody Henson.....	401
1996	Alex Tolbert.....	424
1997	Jeremy Bruce.....	401
1998	Charles Thomas.....	364
1999	Charles Thomas.....	406
2000	Charles Thomas.....	349
2001	Alan Beck.....	385
2002	A. Beck/D. Minero/T. Roper.....	374
2003	Rod Goldston.....	348
2004	Jared Greenwood.....	338
2005	Steven Strausbaugh.....	367
2006	Trey McDaniel.....	356
2007	Kenny Smith.....	390
2008	Barrett Shaft.....	374

ANNUAL HITS LEADERS

1969	Steve Barkley.....	27
1970	Jim Grove.....	44
1971	Tommy Hayes.....	50
1972	Dale Fox.....	34
1973	Gary Fishel.....	29
1974	Jimmy Stewart.....	25
1976	Buddy Fox.....	38
1977	Keith Ebersole.....	47
1978	Keith Ebersole.....	51
1979	Billy Boyd.....	42
1980	Willie Carpenter.....	56
1981	Mel Kinsey.....	48
1982	K. Carson/D. Hill.....	42
1983	Greg Johnson.....	64
1984	Charlie Fonville.....	64
1985	David Hyatt.....	87
1986	Freddie Hailey.....	85
1987	Keith LeClair.....	87

1988	Keith LeClair.....	101
1989	Clint Fairey.....	69
1990	Grant Brittain.....	77
1991	Kevin Bellomo.....	101
1992	Rodney Hennon.....	92
1993	Rodney Hennon.....	87
1994	Roy Hurst.....	89
1995	Jody Hansen.....	81
1996	Alex Tolbert.....	92
1997	Jeremy Bruce.....	99
1998	Martin Barrow.....	86
1999	Eric Johnson.....	100
2000	Charles Thomas.....	75
2001	Donovan Minero.....	83
2002	Donovan Minro.....	83
2003	Rod Goldston.....	86
2004	C. Davis/T. Roper.....	75
2005	Steven Strausbaugh.....	80
2006	Barrett Shaft.....	86
2007	Kenny Smith.....	97
2008	Nick Liles.....	93

ANNUAL RUNS LEADERS

1969	Bill Wofford.....	15
1970	Bruce West.....	16
1971	Tommy Hayes.....	34
1972	Eddie Davis.....	26
1973	Dale Fox.....	16
1974	Eddie Davis.....	18
1975	Jerry Gaines.....	22
1976	Wayne Tolleson.....	31
1977	David Ball.....	46
1978	Wayne Tolleson.....	46
1979	Billy Boyd.....	26
1980	Chet Greeson.....	33
1981	Mel Kinsey.....	44
1982	C. Greeson/D. Hill.....	35
1983	David Hill.....	43
1984	David Hyatt.....	44
1985	David Hyatt.....	65
1986	Freddie Hailey.....	67
1987	Freddie Hailey.....	67
1988	Keith LeClair.....	65
1989	Matt Raleigh.....	53
1990	Grant Brittain.....	67
1991	Kevin Bellomo.....	77
1992	Matt Raleigh.....	77
1993	Rodney Hennon.....	65
1994	Mike Tidick.....	62
1995	Alex Tolbert.....	47
1996	Alex Tolbert.....	58
1997	Jeremy Bruce.....	82
1998	Martin Barrow.....	72
1999	Eric Johnson.....	83
2000	Charles Thomas.....	44
2001	Alan Beck.....	56
2002	A. Beck/R. Schade.....	58
2003	Alan Beck.....	68
2004	Tood Roper.....	60
2005	Jared Greenwood.....	57
2006	Barrett Shaft.....	68
2007	Blake Murphy.....	73
2008	Nick Liles.....	58

ANNUAL DOUBLES LEADERS

1969	Four tied.....	5
1970	Bruce West.....	7
1971	Tommy Hayes.....	20
1972	Bruce West.....	9
1973	Bruce West.....	5
1974	J. Stewart/B. Gilmore.....	6
1975	Gary Fishel.....	9
1976	Buddy Fox.....	7
1977	David Ball.....	12
1978	Wayne Tolleson.....	46
1979	B. Boyd/F. Brown.....	7
1980	Willie Carpenter.....	18
1981	Mel Kinsey.....	11

1982	Mel Kinsey.....	10
1983	Greg Johnson.....	13
1984	Charlie Fonville.....	16
1985	Mike Carson.....	20
1986	Mike Carson.....	17
1987	Freddie Hailey.....	21
1988	Keith LeClair.....	15
1989	Matt Raleigh.....	15
1990	Rodney Tesh.....	20
1991	Joey Cox.....	18
1992	Joey Cox.....	21
1993	Mike Tidick.....	19
1994	Roy Hurst.....	20
1995	Jody Hansen.....	21
1996	Alex Tolbert.....	25
1997	Frankie Ward.....	19
1998	C. Moore/M. Barrow.....	16
1999	Austin Smithwick.....	19
2000	Morgan Frazier.....	16
2001	A. Beck/R. Goldston.....	20
2002	Donovan Minero.....	19
2003	Rod Goldston.....	26
2004	Jared Greenwood.....	21
2005	Jared Greenwood.....	15
2006	Shaft/Strausbaugh/Murphy.....	17
2007	Kenny Smith.....	24
2008	Nick Liles.....	19

ANNUAL TRIPLES LEADERS

1969	Ed Thompson.....	3
1970	Ted Whitworth.....	3
1971	Tommy Hayes.....	3
1972	Eddie Davis.....	3
1973	Gary Rhyne.....	2
1974	G. Rhyne/G. Grindstaff.....	1
1975	Jerry Gaines.....	4
1976	Four tied.....	2
1977	Freddy Brown.....	3
1978	M. Reeser/W. Tolleson.....	4
1979	David Ball.....	5
1980	Three tied.....	3
1981	J. Chamberlain/D. Hill.....	2
1982	M. Kinsey/K. Carson.....	3
1983	G. Johnson/M. Kinsey.....	3
1984	Freddie Hailey.....	6
1985	Jim Eldredge.....	5
1986	Ron Huntington.....	4
1987	Clint Fairey.....	2
1988	Keith LeClair.....	2
1989	Bellomo/Fairey.....	2
1990	Todd Raleigh.....	4
1991	Matt Raleigh.....	5
1992	Mike Tidick.....	4
1993	Stephen Pritchard.....	3
1994	J. Connolly/M. Striker.....	4
1995	Jody Henson.....	3
1996	M. Barrow/M. Stillwell.....	3
1997	Martin Barrow.....	6
1998	Martin Barrow.....	5
1999	Tracy Biggs.....	7
2000	Jason Long.....	3
2001	Michael Roane.....	2
2002	Four tied.....	2
2003	Todd Roper.....	4
2004	Todd Roper.....	3
2005	Brandon Zollman.....	3
2006	Blake Murphy.....	4
2007	Kenny Smith.....	4
2008	Barrett Shaft.....	3

ANNUAL HOME RUNS LEADERS

1959	Ray Sells.....	1
1960	Jim Ray.....	3
1961	Jim Ray.....	4
1962	Ken Morgan.....	5
1963	Ken Morgan.....	4
1964	Earl Crofts.....	3
1965	Cecil Caldwell.....	1

1966	Roddy Edwards.....	5
1967	Roddy Edwards.....	4
1968	Bill Wofford.....	3
1969	John Booth.....	2
1970	Steve Barkley.....	2
1971	Tommy Hayes.....	4
1972	E. Davis/J. Laughridge.....	3
1973	B. Gilmore/G. Grindstaff.....	2
1974	Ernie Lasher.....	3
1975	Buddy Fox.....	3
1976	Buddy Fox.....	3
1977	Keith Ebersole.....	6
1978	Keith Ebersole.....	9
1979	Freddy Brown.....	5
1980	Chet Gresson.....	4
1981	Mel Kinsey.....	15
1982	Hill/Reinicker.....	8
1983	Hill/Kinsey.....	7
1984	Charlie Fonville.....	12
1985	Mike Carson.....	13
1986	P. Riley/M. Carson.....	15
1987	Clint Fairey.....	19
1988	Clint Fairey.....	25
1989	Three Tied.....	14
1990	Grant Brittain.....	20
1991	Matt Raleigh.....	19
1992	Matt Raleigh.....	25
1993	Phillip Grundy.....	17
1994	Mike Tidick.....	15
1995	Alex Tolbert.....	20
1996	Alex Tolbert.....	11
1997	Alex Tolbert.....	19
1998	Chris Moore.....	14
1999	Steve Harris.....	26
2000	Rod Goldston.....	6
2001	Donovan Minero.....	17
2002	Donovan Minero.....	15
2003	Alan Beck.....	18
2004	Jared Greenwood.....	21
2005	Steven Strausbaugh.....	12
2006	Steven Strausbaugh.....	17
2007	Kenny Smith.....	20
2008	Blake Murphy.....	16

ANNUAL RBI LEADERS

1959	Bob Ballance.....	18
1960	Bob Ballance.....	24
1961	Jim Ray.....	22
1962	Ken Morgan.....	21
1963	Randy Whitaker.....	16
1964	Earl Crofts.....	17
1965	D. Jones/J. Fraser.....	17
1966	Roddy Edwards.....	28
1967	Roddy Edwards.....	28
1968	Bill Wofford.....	18
1969	Jim Thompson.....	14
1970	S. Barkley/B. West.....	15
1971	Bruce West.....	25
1972	Jim Grove.....	26
1973	Bruce West.....	12
1974	Dale Fox.....	17
1975	J. Gaines/G. Fishel.....	17
1976	Buddy Fox.....	29
1977	Keith Ebersole.....	48
1978	Keith Ebersole.....	45
1979	Freddy Brown.....	32
1980	Willie Carpenter.....	43
1981	Mel Kinsey.....	50
1982	Mel Kinsey.....	44
1983	Mel Kinsey.....	45
1984	Charlie Fonville.....	51
1985	Mike Carson.....	56
1986	Mike Carson.....	72
1987	Skip Nelloms.....	70
1988	Skip Nelloms.....	69
1989	Matt Raleigh.....	52
1990	Grant Brittain.....	68
1991	Todd Raleigh.....	78

WESTERN CAROLINA BASEBALL RECORD BOOK – ANNUAL CATEGORY LEADERS

1992	Matt Raleigh	73
1993	Phillip Grundy	76
1994	Mike Tidick	58
1995	Alex Tolbert	55
1996	Alex Tolbert	66
1997	A. Tolbert/J.P. Burwell	69
1998	Chris Moore	68
1999	Chris Moore	84
2000	Rod Goldston	40
2001	Donovan Minero	74
2002	Donovan Minero	62
2003	Alan Beck	71
2004	Jared Greenwood	63
2005	Steven Strausbaugh	51
2006	Steven Strausbaugh	64
2007	Kenny Smith	84
2008	Blake Murphy	57

ANNUAL AT BATS LEADERS

1969	Steve Barkley	99
1970	Steve Barkley	87
1971	Tommy Hayes	134
1972	Gary Fishel	115
1973	Gary Fishel	88
1974	Jimmy Stewart	92
1975	Wayne Tolleson	96
1976	Buddy Fox	127
1977	Wayne Tolleson	128
1978	Keith Ebersole	133
1979	Billy Boyd	107
1980	Chet Greeson	147
1981	Don Ingle	139
1982	David Hill	139
1983	David Hill	164
1984	Charlie Fonville	177
1985	David Hyatt	250
1986	David Hyatt	228
1987	Keith LeClair	226
1988	Keith LeClair	239
1989	Clint Fairey	187
1990	Kevin Bellomo	209
1991	Kevin Bellomo	232
1992	Joey Cox	252
1993	Rodney Hennon	266
1994	Roy Hurst	246
1995	Alex Tolbert	216
1996	Alex Tolbert	217
1997	Chris Moore	257
1998	Martin Barrow	254
1999	Charles Thomas	244
2000	Charles Thomas	215
2001	Donovan Minero	219
2002	Ryan Schade	226
2003	Wayne Kilmer	225
2004	Todd Roper	249
2005	Steven Strausbaugh	218
2006	Barrett Shaft	244
2007	Barrett Shaft	255
2008	Nick Liles	269

ANNUAL STOLEN BASES LEADERS

1969	Tommy Hayes	7
1970	Steve Weams	13
1971	Tommy Hayes	24
1972	Eddie Davis	15
1973	Gary Fishel	14
1974	Gary Fishel	13
1975	Jerry Gaines	16
1976	Wayne Tolleson	18
1977	Wayne Tolleson	29
1978	Wayne Tolleson	29
1979	Willie Carpenter	11
1980	B. Boyd/K. Radford	17
1981	David Hill	15
1982	David Hill	21
1983	David Hill	19
1984	Alfred Turner	12
1985	David Hyatt	11

1986	Freddie Hailey	8
1987	Freddie Hailey	18
1988	Keith LeClair	12
1989	Grant Brittain	5
1990	K. Bellomo/G. Brittain	21
1991	Matt Raleigh	20
1992	Matt Raleigh	23
1993	Mike Tidick	17
1994	J. Henson/M. Tidick	20
1995	Jody Henson	25
1996	Chris Moore	15
1997	Chuck Koone	22
1998	Chuck Koone	35
1999	Eric Johnson	46
2000	Charles Thomas	10
2001	Donovan Minero	8
2002	Rod Goldston	9
2003	Wayne Kilmer	26
2004	Brandon Zollman	7
2005	Chris Davis	5
2006	B. Murphy/G. Gregory	12
2007	Kenny Smith	14
2008	B. Murphy/N. Liles	22

ANNUAL ERA LEADERS

1969	Noland Smathers	2.05
1970	Noland Smathers	3.33
1971	Don Bright	1.35
1972	Don Bright	1.09
1973	Don Bright	1.47
1974	Lester Wright	2.65
1975	Jerry Reed	2.01
1976	Flip Watson	1.47
1977	Rick Adair	1.87
1978	Wayne Harwell	2.98
1979	Rick Adair	1.59
1980	Randy Sims	4.24
1981	David Robinson	1.70
1982	Randy Sims	2.56
1983	Greg Moore	3.68
1984	Scott Gay	2.10
1985	Scott Gay	3.97
1986	Andy Rickman	4.75
1987	Ward Withrow	1.32
1988	Ward Withrow	3.54
1989	Stewart Keyes	6.25
1990	Doug Udzilla	3.12
1991	Phillip Grundy	3.87
1992	Dan Kyslinger	0.85
1993	Phillip Grundy	3.12
1994	Mike Manning	0.97
1995	Clark Maxwell	3.43
1996	Brian Bein	3.99
1997	Chris Waters	3.48
1998	Aaron Kirby	1.62
1999	Wes Overbay	4.25
2000	Blake Gordon	4.42
2001	Seth Foster	4.54
2002	Jared Burton	3.76
2003	Derrick Hawk	2.86
2004	Caleb McConnell	4.39
2005	Caleb McConnell	3.47
2006	Greg Holland	2.51
2007	Drew Saberhagen	2.87
2008	Chris Masters	4.25

ANNUAL WINS LEADERS

1969	L. Joyce/R. Miller	4
1970	N. Smathers/G. Glover	3
1971	Wayne McCauley	7
1972	Four Tied	3
1973	Don Bright	5
1974	Lester Wright	5
1975	Jerry Reed	6
1976	Mike Hicks	6
1977	Jerry Reed	10
1978	Rick Adair	7
1979	Rick Adair	6

1980	Lin Stadler	5
1981	D. Robinson/J. Mashburn	5
1982	Four Tied	5
1983	David Robinson	7
1984	Scott Gay	10
1985	Scott Gay	12
1986	Keith Smith	10
1987	S. Keyes/J. Slaughter	7
1988	Tim Sinicki	9
1989	Menhart/Volpe	5
1990	Jack Kimel	11
1991	Phillip Grundy	11
1992	Jack Kimel	10
1993	Jason Beverlin	12
1994	Jason Beverlin	11
1995	Clark Maxwell	8
1996	Clark Maxwell	7
1997	Mark DiFelice	10
1998	Mark DiFelice	11
1999	Aaron Kirby	9
2000	Ryan Basner	4
2001	Dan Foley	7
2002	J. Burton/S. Foster	7
2003	Derrick Hawk	10
2004	Brad Josey	5
2005	Brian McCullen	7
2006	Tyler Sexton	8
2007	Drew Saberhagen	9
2008		

ANNUAL K'S LEADERS

1969	Roger Miller	62
1970	Noland Smathers	51
1971	Wayne McCauley	106
1972	Don Bright	80
1973	Don Bright	43
1974	Lester Wright	58
1975	Jerry Reed	60
1976	Flip Watson	65
1977	Rick Adair	89
1978	Rick Adair	74
1979	Rick Adair	75
1980	Randy Sims	51
1981	Randy Sims	60
1982	Lin Stadler	42
1983	Ken Hare	50
1984	Scott Gay	69
1985	Scott Gay	118
1986	Keith Smith	54
1987	Stewart Keyes	57
1988	Paul Menhart	68
1989	Paul Menhart	64
1990	Paul Menhart	82
1991	Phillip Grundy	91
1992	Phillip Grundy	89
1993	Jason Beverlin	106
1994	Jason Beverlin	154
1995	Clark Maxwell	124
1996	Clark Maxwell	101
1997	Clark Maxwell	102
1998	Mark DiFelice	110
1999	David Pember	76
2000	Ryan Basner	45
2001	Jared Burton	267
2002	Jared Burton	102
2003	Ryan Basner	91
2004	Brad Josey	66
2005	Caleb McConnell	53
2006	Tyler Sexton	79
2007	Tyler Sexton	83
2008	Chris Masters	80

ANNUAL COMPLETE GMS LEADERS

1974	Lester Wright	5
1975	M. Hicks/J. Reed	3
1976	Jerry Reed	6
1977	Rick Adair	5
1978	Rick Adair	8

1979	Rick Adair	8
1980	Randy Sims	3
1981	Randy Sims	5
1982	Jeff Mashburn	3
1983	B. Hare/G. Moore	5
1984	Ben Hare	4
1985	Scott Gay	7
1986	Keith Smith	5
1987	Jackie Slaughter	5
1988	Paul Menhart	6
1989	Stewart Keyes	4
1990	Jack Kimel	4
1991	Phillip Grundy	9
1992	P. Grundy/J. Kimel	8
1993	Phillip Grundy	4
1994	Jason Beverlin	4
1995	Clark Maxwell	6
1996	Mark DiFelice	4
1997	Clark Maxwell	4
1998	Mark DiFelice	4
1999	Pember/Overbay	4
2000	Dan Foley	2
2001	J. Burton/D. Foley	1
2002	Jared Burton	2
2003	R. Basner/B. Josey	2
2004	Caleb McConnell	2
2005	Caleb McConnell	2
2006	N/A	0
2007	Tyler Sexton	2
2008	Mike Tavernier	1

ANNUAL INN. PITCHED LEADERS


1972	Don Bright	72.0
1973	Glen Glover	48.0
1974	Lester Wright	64.3
1975	Jerry Reed	72.0
1976	Jerry Reed	89.0
1977	Rick Adair	77.0
1978	Rick Adair	72.0
1979	Rick Adair	79.1
1980	Lin Stadler	66.1
1981	Randy Sims	75.1
1982	Greg Moore	62.0
1983	Ben Hare	75.0
1984	Ben Hare	93.1
1985	Scott Gay	113.1
1986	Keith Smith	84.2
1987	Jackie Slaughter	81.2
1988	Paul Menhart	84.1
1989	Paul Menhart	86.1
1990	Jack Kimel	101.1
1991	Phillip Grundy	100.1
1992	Phillip Grundy	110.1
1993	Jason Beverlin	105.1
1994	Jason Beverlin	124.1
1995	Clark Maxwell	123.1
1996	Clark Maxwell	85.0
1997	Clark Maxwell	102.2
1998	Mark DiFelice	98.0
1999	David Pember	119.2
2000	Aaron Kirby	68.1
2001	Jared Burton	93.1
2002	Jared Burton	103.0
2003	Ryan Basner	125.0
2004	Brad Josey	101.0
2005	Brain Barnes	58.0
2006	Tyler Sexton	91.1
2007	Drew Saberhagen	106.2
2008	Drew Saberhagen	79.2

WESTERN CAROLINA BASEBALL RECORD BOOK – HONORS




**SOUTHERN CONFERENCE
PLAYER OF THE YEAR**


- 1978..... Wayne Tolleson
- 1981..... Mel Kinsey
- 1985..... Scott Gay
- 1987..... Clint Fairey
- 1988..... Clint Fairey
- 1989..... Clint Fairey
- 1990..... Grant Brittain
- 1991..... Kevin Bellomo
- 1992..... Matt Raleigh
- 1994..... Mike Tidick
- 1997..... Alex Tolbert
- 1998..... Martin Barrow
- 1999..... Chris Moore
- 2002..... Donovan Minero
- 2003..... Alan Beck
- 2007..... Kenny Smith



Martin Barrow (1995-98) was named the Southern Conference Player of the Year in 1998.



Kenny Smith is the most recent Catamount to garner top honors from the league, earning SoCon Player of the Year accolades in 2007.



Alex Tolbert (1994-97) was a two-time home run champion and SoCon Player of the Year in 1997.

**SOUTHERN CONFERENCE
PITCHER OF THE YEAR**

Awarded since 1989

- 1994..... Jason Beverlin
- 1998..... Mark DiFelice

**SOUTHERN CONFERENCE
COACH OF THE YEAR**

- 1981..... Bill Haywood
- 1987..... Jack Leggett
- 1992..... Keith LeClair
- 1994..... Keith LeClair
- 1997..... Keith LeClair
- 2002..... Todd Raleigh
- 2007..... Todd Raleigh

**SOUTHERN CONFERENCE
FRESHMAN OF THE YEAR**

- 1983..... Brian Tebo
- 1984..... Freddie Hailey
- 1989..... Matt Raleigh
- 1990..... Rob Doherty
- 1991..... Phillip Grundy
- 2005..... Steven Strausbaugh

**CATAMOUNTS ON THE
SoCon 75TH
ANNIVERSARY TEAM**

(24 Players Named in 1995)

- Wayne Tolleson, Utility 1st
- Jason Beverlin, P..... 1st
- Matt Raleigh, SS..... 2nd
- Phillip Grundy, 3B..... 2nd

**ABCA
ALL-ATLANTIC REGION**

- 1977 Keith Ebersole..... 1st
- Jerry Reed 2nd
- Wayne Tolleson..... 2nd
- 1978 Wayne Tolleson..... 1st
- Keith Ebersole..... 2nd
- Willie Carpenter 1st
- 1980 Pat Riley..... 2nd
- 1986 Pat Riley..... 2nd
- 1987 Clint Fairey 1st
- 1989 Clint Fairey 1st
- 1990 Grant Brittain 1st
- 1991 Kevin Bellomo 1st
- Phillip Grundy 2nd
- Matt Raleigh 2nd
- 1992 Joey Cox..... 1st
- Matt Raleigh 1st
- Dan Kyslinger 2nd
- 1993 Phillip Grundy..... 1st
- Jason Beverlin 2nd
- 1994 Jason Beverlin 1st
- Mike Manning 2nd
- Mike Tidick..... 2nd
- 1995 Jody Henson 1st
- 1996 Alex Tolbert 2nd
- 1997 Alex Tolbert 1st
- Jeremy Bruce..... 2nd
- J.P. Burwell..... 2nd
- 1998 Martin Barrow 2nd
- Mark DiFelice 2nd
- 1999 Steve Harris..... 2nd
- Chris Moore 2nd
- 2001 Donovan Minero 1st
- 2003 Alan Beck..... 2nd
- 2004 Jared Greenwood..... 1st
- 2005 Steven Strausbaugh 2nd
- 2006 Steven Strausbaugh 2nd
- 2007 Kenny Smith 2nd

**ATLANTIC REGION
COACH OF THE YEAR**

- 1987..... Jack Leggett

ACADEMIC ALL-AMERICA

- 1983 David Hill 1st
- Greg Johnson 1st
- 1986 David Hyatt 3rd
- 1992 Rodney Hennon 1st
- Jack Kimel..... 2nd
- 1993 Rodney Hennon 1st
- 2002 Ryan Schade..... 1st

**COLLEGIATE BASEBALL
FRESHMAN ALL-AMERICA**

- 1991..... Phillip Grundy
- 1996..... Chris Moore
- 2005..... Steven Strausbaugh

ALL-NORTH CAROLINA

- 1971..... Tommy Hayes
- Wayne McCauley
- 1973..... Don Bright
- 1975..... Jerry Gaines
- 1977..... Keith Ebersole
- Jerry Reed
- Wayne Tolleson
- 1978..... Keith Ebersole
- Wayne Tolleson

**NCAA REGIONAL
ALL-TOURNAMENT**

- 1985..... Brian Tebo
- Darryl Rogers
- 1987..... Skip Nelloms
- 1992..... Phillip Grundy
- Rodney Hennon
- Matt Raleigh
- 1993..... Phillip Grundy
- 2003..... Chris Davis
- Rod Goldston
- Brandon McDowell
- Todd Roper
- 2007..... John Ingram
- Nick Liles
- Drew Saberhagen
- Kenny Smith
- Steven Strausbaugh

**SOCON TOURNAMENT
MOST VALUABLE**

- 1985..... Mike Carson
- 1986..... David Hyatt
- 1987..... Clint Fairey
- 1988..... Keith LeClair
- 1989..... Paul Menhart
- 1992..... Joey Cox
- 1993..... Phillip Grundy
- 1997..... J.P. Burwell
- 2003..... Brian Sigmon


**ALL-SOCON
TOURNAMENT**

- 1990..... Grant Brittain
- Mike Hilton
- Rodney Tesh
- 1991..... Kevin Bellomo
- Joey Cox
- Jack Kimel
- Matt Raleigh
- Rodney Tesh
- 1992..... Joey Cox
- Scott Lyman
- Eric Whitson
- 1993..... Jason Beverlin
- Rob Doherty
- Phillip Grundy
- Roy Hurst
- Mike Tidick
- 1994..... John Connolly
- Mike Tidick
- Marc Striker
- 1995..... Eric Whitson
- 1997..... J.P. Burwell
- Jeff Sziksai
- 2003..... Ryan Basner
- Chris Davis
- Matt Nelson
- Brian Sigmon
- 2004..... Chris Davis
- 2006..... Trey McDaniel

WESTERN CAROLINA BASEBALL RECORD BOOK – SOUTHERN CONFERENCE CHAMPIONSHIP TEAMS



Ryan Schade (2000-02) earned first team Academic All-America thanks to a 3.881 GPA in Sport Management.



Rodney Hennon (above, left) and Jack Kimel (right) were named GTE Academic All-Americans during the 1992 season. Hennon, a first team selection, had a 3.79 GPA in business and Kimel, a second team honoree, had a 3.55 GPA in economics.

SOCON PLAYERS OF THE WEEK

1991	Pitchers Phillip Grundy	Week	2
	Players Kevin Bellomo	Week	2
	Todd Raleigh	Week	3
1992	Players Joey Cox	Week	2
1993	Phillip Grundy	Week	1
	Rodney Hennon	Week	4
	Phillip Grundy	Week	5
	Mike Tidick	Week	6
1994	Pitchers Jason Beverlin	Week	1
	Jason Beverlin	Week	2
	Players Roy Hurst	Week	5
	Mike Tidick	Week	7
1995	Pitchers Dale Pilgrim	Week	1
	Clark Maxwell	Week	4
	Clark Maxwell	Week	6
	Mark DiFelice	Week	8
	Players Jody Henson	Week	1
	Jody Henson	Week	1
1996	Pitchers Clark Maxwell	Week	4
	Brian Bain	Week	6
	Players Alex Tolbert	Week	1
1997	Pitchers Mark DiFelice	Week	1
	Players Jeremy Barrow	Week	5
	Martin Barrow	Week	6
1998	Players Chuck Koone	Week	1
	Charles Thomas	Week	2
1999	Players Charles Thomas	Week	7
	Eric Johnson	Week	10
2000	Pitchers Jared Burton	Week	1
2001	Pitchers Ryan Basner	Week	5
	Dan Foley	Week	12
	Players Alan Beck	Week	1
	Donovan Minero	Week	7
2002	Pitchers Jared Burton	Week	5
	Players Ryan Schade	Week	1
	Donovan Minero	Week	7
	Todd Roper	Week	8
	Donovan Minero	Week	9
	Donovan Minero	Week	4
2003	Pitchers Ryan Basner	Week	4
	Players Todd Buchanan	co-Week	7
	Alan Beck	co-Week	7
	Rod Goldston	Week	9
	Alan Beck	Week	11
2004	Pitchers Brian McCullen	Week	13
	Players Alex Gary	Week	3
2005	Pitchers Brian Barnes	Week	7
2006	Pitchers Tyler Sexton	Week	4
	Greg Holland	Week	12
	Players Steven Strausbaugh	Week	5
	Trey McDaniel	Week	6
	Jonathan Greene	Week	14
2007	PITCHERS Greg Holland	Week	11
	Chris Masters	Week	12
	Tyler Sexton	Week	13
	PLAYERS Kenny Smith	Week	2
	John Ingram	Week	5
	Barrett Shaft	Week	8
	Kenny Smith	Week	14
2008	PITCHERS Chris Masters	Week	6
	Chris Masters	Week	10
	Chris Masters	Week	12

ALL-SOUTHERN CONFERENCE SELECTIONS

1977	Wayne Tolleson1st	1990	Grant Brittain, 2B1st	1998	Martin Barrow, OF.....1st
	Keith Ebersole1st		Matt Raleigh, 3B.....1st		Mark DiFelice, P1st
1978	Keith Ebersole1st		Jack Kimel, P2nd		Chris Moore, SS.....1st
	Wayne Tolleson1st		Todd Raleigh, C.....2nd		Frankie Ward, C2nd
1979	Willie Carpenter.....1st		Kevin Bellomo, OF.....2nd	1999	Chris Moore, SS.....1st
1980	Willie Carpenter.....1st	1991	Kevin Bellomo, OF.....1st		Eric Johnson, OF1st
	Don Ingle.....1st		Phillip Grundy, P1st		Charles Thomas, OF1st
1981	Mel Kinsey.....1st		Matt Raleigh, 3B.....1st		Steve Harris, 1B.....2nd
1983	Charlie Fonville.....1st		Todd Raleigh, C.....1st	2000	Charles, Thomas, OF2nd
	David Hill.....1st		Rodney Tesh, 1B1st	2001	Alan Beck, OF1st
	Greg Johnson.....1st	1992	Joey Cox, OF1st		Donovan Minero, OF1st
	Brian Tebo, OF2nd		Matt Raleigh, SS.....1st	2002	Todd Buchanan, 1B1st
1984	Mike Carson, OF1st		Phillip Grundy, P & DH2nd		Donovan Minero, CF.....1st
	Charlie Fonville, 1B.....1st		Rodney Hennon, 2B2nd		Ryan Schade, SS1st
	Scott Gay, P1st		Roy Hurst, C2nd		Alan Beck, OF2nd
	David Hyatt, OF1st		Jack Kimel, P2nd		Chris Davis, DH2nd
	Brian Tevo, OF.....2nd		Scott Lyman, OF.....2nd	2003	Alan Beck, OF1st
	John Pust, SS.....3rd	1993	Jason Beverlin, P.....1st		Rod Goldston, OF.....1st
	Freddie Hailey, OF.....2nd		Phillip Grundy, DH.....1st		Derrick Hawk, P1st
1985	Mike Carson, OF1st		Rodney Hennon, 2B1st		Todd Buchanan, 1B2nd
	Scott Gay, P1st		Scott Lyman, OF.....1st		Wayne Kilmer, SS.....2nd
	Freddie Hailey, OF.....1st	1994	Jason Beverlin, P.....1st		Ryan Basner, P2nd
	David Hyatt, OF1st		Mike Tidick, OF1st	2005	Steven Strausbaugh, OF...2nd
	Skip Nelloms, DH.....1st		Mike Manning, P.....2nd	2006	Jonathan Greene, 3B1st
1986	Mike Carson, OF1st		Roy Hurst, C2nd		Steven Strausbaugh, OF....1st
	Freddie Hailey, OF.....1st		Jody Henson, OF2nd		Blake Murphy, C2nd
	Pat Riley, DH.....1st	1995	Jody Henson, OF1st	2007	Greg Holland, P.....1st
1987	Clint Fairey, DH.....1st		Alex Tolbert, 1B1st		Blake Murphy, C1st
	Freddie Hailey, OF.....1st		Eric Whitson, 3B1st		Drew Saberhagen, P1st
	Stewart Keyes, P1st		J.P. Burwell, C2nd		Barrett Shaft, CF.....1st
	Skip Nelloms, OF1st	1996	Brian Bain, P2nd		Kenny Smith, 2B1st
1988	Clint Fairey, 1B1st		Alex Tolbert, 1B2nd		Jonathan Greene, OF.....1st
	Keith LeClair, OF1st		Chris Moore, 3B.....2nd		John Ingram, 1B2nd
	Tom Malchesky, 3B1st	1997	Martin Barrow, OF.....1st		Steven Strausbaugh, RF...2nd
	Paul Menhart, P1st		Alex Tolbert, 1B1st	2008	Blake Murphy, C1st
	Skip Nelloms, OF1st		Mark DiFelice, P2nd		Nick Liles, 2B.....2nd
1989	Clint Fairey, 1B1st		J.P. Burwell, C2nd		Mike Tavemier, P.....2nd
	Mark Poarch, DH1st		Jeff Szikszai, 2B2nd		
	Matt Raleigh, 3B.....2nd		Chris Moore, SS.....2nd		
			Jeremy Bruce, 3B2nd		
			Matt Stillwell, OF2nd		

WESTERN CAROLINA BASEBALL RECORD BOOK – ALL-AMERICA SELECTIONS

#4 – JERRY GAINES

5-9, 160, OF - Chesapeake, Va. - Western Branch HS

- 1975 ABCA College Division (First Team) •



GAINES' CAREER STATISTICS

Year	G	AB	R	H	2B	3B	HR	RBI	SB	BB	SO	AVG.
1975	24	94	22	38	4	4	1	17	16	13	16	.404
Tot.	24	94	22	38	4	4	1	17	16	13	16	.404

#15/26 – KEITH EBERSOLE

6-2, 188, 1B - Sarasota, Fla. - Sarasota HS

- 1977 ABCA (Third Team) •



EBERSOLE'S CAREER STATISTICS

Year	G	AB	R	H	2B	3B	HR	RBI	SB	BB	SO	AVG.
1977	30	111	37	47	11	2	6	48	3	22	9	.423
1978	34	133	38	51	11	3	9	45	0	15	17	.384
Tot.	64	244	75	98	22	5	15	93	1	37	26	.401

#37 - CLINT FAIREY

5-10, 210, 3B - Clemson, S.C. - D.W. Daniel HS

- 1987 ABCA (Second Team) •




FAIREY'S CAREER STATISTICS

Year	G	AB	R	H	2B	3B	HR	RBI	SB	BB	SO	AVG.
1986	52	153	39	65	9	0	3	30	3	28	6	.425
1987	54	190	53	77	13	2	19	60	3	41	10	.405
1988	59	207	56	73	7	0	25	64	2	38	16	.353
1989	53	187	38	69	10	2	14	45	1	28	9	.369
Tot.	218	737	186	284	39	4	61	199	9	135	41	.385

#1 - GRANT BRITTAIN

6-0, 173, 2B/SS - Hickory, N.C. - Hickory HS

- 1990 ABCA (First Team) •



BRITTAIN'S CAREER STATISTICS

Year	G	AB	R	H	2B	3B	HR	RBI	SB	BB	SO	AVG.
1987	49	136	32	34	5	1	4	22	2	36	22	.250
1988	61	192	31	43	9	0	6	28	3	21	27	.224
1989	50	135	30	26	7	1	2	14	5	44	27	.193
1990	58	180	67	77	14	2	20	68	21	49	44	.428
Tot.	218	643	160	180	35	4	32	132	31	150	120	.279

#25 - KEVIN BELLOMO

6-0, 190, OF - Rutland, Vt. - Rutland HS

- 1991 ABCA (Second Team) •



BELLOMO'S CAREER STATISTICS

Year	G	AB	R	H	2B	3B	HR	RBI	SB	BB	SO	AVG.
1988	43	72	21	26	7	2	3	15	1	7	14	.356
1989	54	183	31	49	6	2	8	23	4	24	36	.268
1990	56	209	64	70	18	3	12	46	21	35	24	.335
1991	60	232	77	101	12	1	14	59	17	22	22	.435
Tot.	123	696	193	246	44	8	37	143	43	88	96	.353

#34 - MATT RALEIGH

5-11, 195, 3B - Swanton, Vt. - Swanton HS

- 1992 Collegiate Baseball (2nd Team) •



RALEIGH'S CAREER STATISTICS

Year	G	AB	R	H	2B	3B	HR	RBI	SB	BB	SO	AVG.
1989	54	183	53	62	15	0	14	52	0	43	41	.339
1990	60	202	53	60	12	3	10	47	4	41	49	.397
1991	62	223	68	92	15	5	19	67	20	39	45	.413
1992	66	229	77	88	14	0	25	73	23	59	66	.384
Tot.	242	837	251	302	56	8	68	239	47	182	201	.361

#21 - PHILLIP GRUNDY

6-2, 190, RHP/UTL - Somerset, Ky. - Somerset HS

- 1993 ABCA (Second Team) •



GRUNDY'S CAREER STATISTICS

Year	G	GS	CG	IP	H	R	ER	ERA	SO	BB	W-L	PCT.
1991	16	15	9	100.1	97	56	43	3.87	91	51	11-4	.733
1992	16	16	8	110.1	92	47	29	2.31	89	33	9-5	.642
1993	16	12	4	83.2	71	46	29	3.12	83	37	4-7	.363
Tot.	48	28	21	244.1	260	149	101	3.09	180	121	24-16	.600

#40 - JASON BEVERLIN

6-4, 230, RHP - Royal Oak, Mich. - Dondero HS

- 1994 ABCA (Second Team) •
- 1994 Baseball America (Second Team) •
- 1994 NCBWA (Second Team) •
- 1994 Collegiate Baseball (Third Team) •



BEVERLIN'S CAREER STATISTICS

Year	G	GS	CG	IP	H	R	ER	ERA	SO	BB	W-L	PCT.
1992	14	8	2	55.1	76	50	41	6.67	46	25	4-3	.571
1993	18	16	3	105.1	105	59	46	3.93	106	55	12-2	.857
1994	17	16	4	124.1	99	37	33	2.39	154	55	11-4	.733
Tot.	49	40	9	285.0	280	146	120	3.38	306	135	27-9	.750

#9 - CHRIS MOORE

5-11, 185, SS - Wilmington, N.C. - New Hanover HS

- 1999 Collegiate Baseball (Third Team) •



MOORE'S CAREER STATISTICS

Year	G	AB	R	H	2B	3B	HR	RBI	SB	BB	SO	AVG.
1996	43	166	37	62	19	2	5	39	2	11	24	.373
1997	62	257	69	95	17	5	10	65	5	30	29	.370
1998	55	187	62	66	16	0	14	66	12	62	34	.353
1999	60	227	72	88	16	1	21	84	7	41	31	.388
Tot.	220	837	240	311	68	8	50	254	26	144	118	.372

#4 - DONOVAN MINERO

6-2, 190, CF - San Jose, Calif. - San Jose State

- 2001 ABCA (Third Team) •



MINERO'S CAREER STATISTICS

Year	G	AB	R	H	2B	3B	HR	RBI	SB	BB	SO	AVG.
2001	56	219	49	83	12	0	17	74	8	19	34	.379
2002	56	222	48	83	19	0	15	62	2	22	25	.374
Tot.	114	441	97	166	31	0	32	136	10	41	60	.376

WESTERN CAROLINA BASEBALL RECORD BOOK – IN THE SOCON RECORD BOOKS

SOCON ANNUAL INDIVIDUAL HITTING LEADERS

BATTING AVERAGE

1977	Keith Ebersole	.423
1987	Clint Fairey	.405
1990	Grant Brittain	.444
1991	Kevin Bellomo	.435
1995	Jody Henson	.401
1996	Akex Tolbert	.424
1997	Jeremy Bruce	.401
1999	Charles Thomas	.406

HOME RUNS

1987	Clint Fairey	19
1988	Clint Fairey	25
1989	Clint Fairey	14
	Mark Poarch	14
1990	Grant Brittain	20
1991	Matt Raleigh	19
1992	Matt Raleigh	25
1994	Mike Tidick	15
1995	Alex Tolbert	20
1997	Alex Tolbert	19
1999	Steve Harris	26
2001	Donovan Minero	17
2002	Donovan Minero	15
2003	Alan Beck	18
2004	Jared Greenwood	21
2006	Steven Strausbaugh	17

RUNS BATTED IN

1977	Keith Ebersole	48
1986	Mike Carson	72
1987	Skip Nelloms	67
1988	Skip Nelloms	69
1991	Todd Raleigh	78
1992	Todd Raleigh	73
1993	Phillip Grundy	66
1994	Mike Tidick	58
1999	Chris Moore	84
2003	Alan Beck	71
2006	Steven Strausbaugh	64
2007	Kenny Smith	84

DOUBLES

1964	Bill Marovic	10
1978	Fred Brown	14
1980	Willie Carpenter	18
1985	Mike Carson	20
1987	Freddie Hailey	21
1990	Rodney Tesh	20
1991	Joey Cox	18
1992	Joey Cox	21
1993	Mike Tidick	20
1994	Roy Hurst	20
1996	Alex Tolbert	25
2003	Rod Goldston	26

TRIPLES

1984	Freddie Hailey	6
1985	Jim Eldredge	4
1986	Ron Huntington	4
1990	Todd Raleigh	4
1991	Matt Raleigh	5
1999	Tracy Biggs	7

SOCON ANNUAL INDIVIDUAL PITCHING LEADERS

WINS

1977	Jerry Reed	10
1985	Scott Gay	12
1986	Keith Smith	10
1990	Jack Kimel	10
1992	Jack Kimel	10
1993	Jason Beverlin	12
1994	Jason Beverlin	11
1997	Mark DiFelice	10
1998	Mark DiFelice	11

EARNED RUN AVERAGE

1988	Paul Menhart	3.55
2007	Drew Saberhagen	2.87

STRIKEOUTS

1984	Scott Gay	62
1985	Scott Gay	118
1989	Paul Menhart	64
1990	Paul Menhart	82
1993	Jason Beverlin	106
1994	Jason Beverlin	154

SOCON ANNUAL TEAM LEADERS

RUNS BATTED IN

1977	.322
1980	.324
1987	.314
1990	.314
1991	.330
1992	.320
1994	.295
1997	.351
1999	.328
2001	.311
2002	.334

TOTAL HOME RUNS

1977	37
1984	36
1988	112
1989	70
1990	65
1991	67
1992	87
1993	67
1997	100
1998	55
1999	82
2002	56
2003	58
2004	66

EARNED RUN AVERAGE

1988	4.29
1994	2.97
1998	4.03
2007	4.79

STRIKEOUTS

1984	219
1990	339
1991	375
1992	446
1993	396

FIELDING

1986	.952
1989	.961



WESTERN CAROLINA CHAMPIONSHIP SQUADS



The 1987 Western Carolina Catamount baseball team won the program's third-consecutive Southern Conference Championship and went on to claim two games in the NCAA Mid-East Regional.



In 1988, under the direction of Jack Leggett, the Western Carolina Catamounts made it "four-in-a-row" by taking the Southern Conference tournament championship.

WESTERN CAROLINA BASEBALL RECORD BOOK – SOUTHERN CONFERENCE TOURNAMENT RESULTS

Year	Site	Opponent	W / L	WCU OPP	Year	Site	Opponent	W / L	WCU OPP	Year	Site	Opponent	W / L	WCU OPP
1984	Cullowhee	VMI	W	10 7	1992	Charleston	VMI	W	3 2	1999	Charleston	Georgia Southern	L	5 8
1984	Cullowhee	Appalachian State	L	5 9	1992	Charleston	The Citadel	W	2 1	1999	Charleston	VMI	W	8 4
1984	Cullowhee	The Citadel	L	0 8	1992	Charleston	Georgia Southern	W	17 10	1999	Charleston	East Tennessee State	W	7 5
1985	Boone	Appalachian State	W	3 2	1992	Charleston	Georgia Southern	L	12 14	1999	Charleston	Furman	W	11 4
1985	Boone	Marshall	L	2 5	1992	Charleston	Georgia Southern	W	4 3	1999	Charleston	College of Charleston	W	3 2
1985	Boone	Davidson	W	13 2	1993	Charleston	Marshall	W	7 6	1999	Charleston	The Citadel	L	3 6
1985	Boone	Marshall	W	12 6	1993	Charleston	The Citadel	W	4 2	2001	Charleston	UNC Greensboro	L	5 7
1985	Boone	Marshall	W	13 12	1993	Charleston	VMI	L	3 4	2001	Charleston	College of Charleston	L	7 9
1986	Cullowhee	East Tennessee State	W	11 2	1993	Charleston	Georgia Southern	W	6 5	2002	Charleston	Wofford	W	9 2
1986	Cullowhee	Appalachian State	W	18 17	1993	Charleston	VMI	W	12 5	2002	Charleston	College of Charleston	L	0 3
1986	Cullowhee	Appalachian State	W	11 8	1993	Charleston	VMI	W	5 1	2002	Charleston	UNC Greensboro	L (10)	4 6
1987	Asheville	VMI	W	16 4	1994	Charleston	Davidson	L	1 2	2003	Charleston	Davidson	W	14 0
1987	Asheville	Appalachian State	W	8 7	1994	Charleston	East Tennessee State	W	4 2	2003	Charleston	Furman	W	6 0
1987	Asheville	VMI	W	9 4	1994	Charleston	Marshall	W	8 2	2003	Charleston	Georgia Southern	W	1 0
1988	Asheville	Appalachian State	W	18 8	1994	Charleston	Davidson	W	13 1	2003	Charleston	Georgia Southern	L	8 4
1988	Asheville	The Citadel	W	6 2	1994	Charleston	VMI	W	7 1	2003	Charleston	Georgia Southern	W(11)	6 5
1988	Asheville	The Citadel	W	22 6	1994	Charleston	The Citadel	L	2 4	2004	Charleston	College of Charleston	W	4 3
1989	Asheville	Appalachian State	W	7 2	1995	Charleston	Appalachian State	W	9 5	2004	Charleston	Elon	W	7 6
1989	Asheville	Marshall	W	4 2	1995	Charleston	Georgia Southern	L	4 10	2004	Charleston	The Citadel	W	5 2
1990	Charleston	East Tennessee State	W	6 1	1995	Charleston	Marshall	W	10 3	2004	Charleston	The Citadel	L	2 9
1990	Charleston	Marshall	L	1 3	1995	Charleston	East Tennessee State	L	1 6	2004	Charleston	The Citadel	L	1 8
1990	Charleston	Appalachian State	W	5 4	1996	Charleston	VMI	L	3 7	2005	Charleston	The Citadel	W	6 1
1990	Charleston	Marshall	W	11 3	1996	Charleston	Furman	L	4 7	2005	Charleston	Georgia Southern	L	2 7
1990	Charleston	The Citadel	L	5 9	1997	Charleston	VMI	W	4 3	2005	Charleston	College of Charleston	L	4 11
1991	Charleston	VMI	W	18 2	1997	Charleston	Furman	W	7 1	2006	Charleston	Furman	W	14 1
1991	Charleston	East Tennessee State	L	4 7	1997	Charleston	The Citadel	W	10 3	2006	Charleston	College of Charleston	L	0 1
1991	Charleston	The Citadel	W	7 3	1997	Charleston	The Citadel	W	10 3	2006	Charleston	Georgia Southern	W	13 3
1991	Charleston	East Tennessee State	W	9 4	1997	Charleston	Furman	W(10)	10 9	2006	Charleston	The Citadel	L	2 4
1991	Charleston	Appalachian State	W	4 0	1998	Charleston	Georgia Southern	W	6 5	2007	Charleston	The Citadel	L	2 7
1991	Charleston	Furman	L	11 9	1998	Charleston	The Citadel	L	0 5	2007	Charleston	Georgia Southern	L	5 6
					1998	Charleston	Wofford	W	9 4	2008	Charleston	Davidson (11)	W	11 10
					1998	Charleston	Furman	W	2 1	2008	Charleston	College of Charleston	L	4 5
					1998	Charleston	UNC Greensboro	L	2 4	2008	Charleston	Appalachian State	L	5 10



IN THE SOCN TOURNAMENT, WESTERN'S RECORD VS.

Appalachian State	9-2
The Citadel	7-7
College of Charleston	1-5
Davidson	4-1
East Tennessee State	5-2
Elon	1-0
Furman	5-2
Georgia Southern	7-6
Marshall	7-2
UNC Greensboro	0-3
VMI	10-2
Wofford	2-0

WESTERN'S RECORD AT

Site	Record	Years	Titles
Asheville	8-0	3	3
Boone	4-1	1	1
Charleston	41-28	17	4
Cullowhee	4-2	2	1
Greenville	-	1	-
TOTALS	57-31	23	9

1989 Southern Conference Regular Season & Tournament Champions – 5th Consecutive



1992 Southern Conference Regular Season & Tournament Champions; NCAA South II Regional Runner-Up

WESTERN CAROLINA BASEBALL RECORD BOOK – HONORS

1985 NCAA EAST REGIONAL

Site: Columbia, S.C.

Opponent	W/L	WCU	OPP
Old Dominion	W	5	3
LaSalle	L	2	6
St. John's	W	9	6
South Carolina	L	3	14

1986 NCAA ATLANTIC REGIONAL

Site: Coral Gables, Fla.

Opponent	W/LWCU	OPP
Miami (Fla.)	L	8 10
Georgia Tech	L (11)	7 8

1987 NCAA MID-EAST REGIONAL

Site: Starkville, Miss.

Opponent	W/LWCU	OPP
Oklahoma State	L	3 6
Purdue	W	8 7
Mississippi State	W	8 1
Oklahoma State	L	6 9

1988 NCAA SOUTH REGIONAL

Site: Starkville, Miss.

Opponent	W/LWCU	OPP
Mississippi State	L	4 7
Texas A&M	L	6 8

1989 NCAA SOUTH REGIONAL

Site: Starkville, Miss.

Opponent	W/LWCU	OPP
Mississippi State	L	0 8
Indiana State	L	3 10

1992 NCAA SOUTH II REGIONAL

Site: Tallahassee, Fla.

Opponent	W/LWCU	OPP
Florida State	W	1 0
Kent State	W	14 1
Stanford	W	5 0
Florida State	L	3 4
Florida State	L	3 18

(Runner-up in NCAA South II Regional)

1993 NCAA SOUTH REGIONAL

Site: Baton Rouge, La.

Opponent	W/LWCU	OPP
Louisiana State	L	2 7
Miami (Fla.)	W	10 5
Kent State	L	5 8

1994 NCAA MIDEAST REGIONAL

Site: Knoxville, Tenn.

Opponent	W/LWCU	OPP
Arizona State	L	6 8
Tennessee	L	4 6

1997 NCAA EAST REGIONAL

Site: Tallahassee, Fla.

Opponent	W/LWCU	OPP
Auburn	L	3 11
Marist	W	8 3
South Florida	L	4 9

2003 NCAA WILSON REGIONAL

Site: Wilson, N.C.

Opponent	W/LWCU	OPP
Va. Commonwealth	L	6 0
Lemoyne	W	9 5
Va. Commonwealth	W	2 0
N.C. State	L (14)	6 4

(Runner-up in NCAA Wilson Regional)

2007 NCAA CHAPEL HILL REGIONAL

Site: Chapel Hill, N.C.

Opponent	W/LWCU	OPP
East Carolina	L	8 9
Jacksonville	W	7 0
East Carolina	W	9 5
North Carolina	L	5 6

(Runner-up in NCAA Chapel Hill Regional)



1993 Southern Conference Tournament Champions



1994 Southern Conference Regular Season Champions and WCU's first-ever NCAA At-large selection




2003 Southern Conference Regular Season & Tournament Champions; NCAA Wilson Regional Runner-Up




2007 Southern Conference Regular Season Co-Champions; NCAA At Large Berth; Chapel Hill Regional Runner-Up

WESTERN CAROLINA BASEBALL RECORD BOOK – CATAMOUNT HEAD COACHES



Jim Gudger (above) served as WCU's head coach from 1951 through 1960 and again in 1963, winning 140 games ... Gudger was also Western's head men's basketball coach and is the program's all-time winningest head coach.

CATAMOUNT HEAD BASEBALL COACHES				
(Records prior to 1951 are incomplete)				
- First year of baseball at WCU was 1928 -				
HEAD COACH	YRS	SEASONS	OVERALL	SOCON
Jim Gudger	11	1951-60, '63	140-83	--
Charles Seeger	2	1961-62	20-21	--
Ron Blackburn	5	1964-68	78-65	--
Bill Haywood	13	1969-81	215-161-2	48-23
David Wright	1	1982	28-12	12-4
Jack Leggett	9	1983-91	302-226	103-39
Keith LeClair	6	1992-97	229-135-2	99-38
Rodney Hennon	2	1998-99	81-38	38-16
Todd Raleigh	7	2000-07	257-209	132-101
Bobby Moranda	1	2008-pres.	29-28	14-13
TOTALS	58		1,379-978-4 (.585)	446-234 (.656)



The 1981 Southern Conference Coach of the Year, Bill Haywood held the reigns of the Western Carolina baseball program longer than any other coach ... He won 215 games in 13 seasons in Cullowhee.




Jack Leggett is WCU's all-time winningest head coach with 302 career wins ... He was named SoCon Coach of the Year in 1987 and won a total of 10 conference titles and took the Catamounts to five NCAA tournament appearances.



Keith LeClair was an outstanding player for WCU from 1985-88 and took over as head coach in 1992 ... LeClair won 229 games in six seasons with three SoCon Coach of the Year honors, six SoCon titles and four NCAA tournament berths.



Rodney Hennon was an Academic All-American at WCU in 1992, returning to coach the Catamounts for two seasons in 1998-99 ... Compiled 81 victories in two seasons and led WCU to the SoCon title game in '99.



Todd Raleigh was named Southern Conference Coach of the Year in 2002 and 2007, as well as having played at WCU from 1988-91 under Jack Leggett ... Raleigh won 257 games as head coach, the second-most in school history.



Bobby Moranda became the 10th different head coach in Western Carolina baseball since 1951 ... He surpassed Todd Raleigh, who took the head coaching job at Tennessee after the 2007 season.

WESTERN CAROLINA BASEBALL RECORD BOOK – CATAMOUNT HEAD COACHES



Todd Raleigh (left) receives instruction from head coach Jack Leggett (right) during his playing days in Cullowhee. Raleigh ranks second only to Leggett in career wins at WCU.



Jack Leggett (left) meets with umpires and former player turned coach, Rodney Hennon, at home plate prior to a Clemson-Western Carolina match-up in 1998.



Bobby Moranda (right) with former Catamount skipper, Jack Leggett (left), prior to a 2007 meeting between Clemson and Western Carolina in Cullowhee.

FORMER CATAMOUNT BASEBALL PLAYERS IN COACHING RANKS:

- Alan Beck – Assistant Baseball, Western Carolina
- Jason Beverlin – Assistant Baseball, Georgia Southern
- Rodney Hennon – Head Baseball, Georgia Southern
- Chris Moore – Head Baseball, Lander Univ.
- Todd Raleigh – Head Baseball, Tennessee
- Keith Shumate – Head Baseball, NC A&T
- Tim Sinicki – Head Baseball, Binghamton (NY) University
- Tommy Smith – Volunteer Baseball Assistant, UNC Asheville
- Austin Smithwick – Assistant Baseball, Lander Univ.
- Jeff Sziksai – Head Baseball Coach, Lincoln Memorial
- Mike Tidick – Assistant Baseball Coach, Georgia Southern

Professional level:

- Rick Adair – Pitching Coach, Seattle Mariners
- Matt Raleigh – Head Baseball, Carolina Mudcats



Former player-coach tandem Jack Leggett (left) and Todd Raleigh (right) meet as head coaches prior to a Clemson-Western Carolina game in Cullowhee in 2000.



Bobby Moranda (right) with former Catamount head coach, Todd Raleigh (left), prior to a 2007 meeting between Western Carolina and Tennessee in Knoxville.

WESTERN CAROLINA BASEBALL RECORD BOOK – ALL-TIME YEAR-BY-YEAR RESULTS

1969 – 11-15 overall

Head Coach: Bill Haywood, 1st season (11-15)

at Erskine %	L	0	9
at Armstrong State	W	7	0
Guilford	W	6	2
at Elon	W	3	1
at Elon	W	4	2
Salem	L	5	7
Salem	L	5	14
Appalachian State	L	3	4
Appalachian State	L	1	3
Mars Hill	W	10	4
at Catawba	L	6	8
at Catawba	W	4	2
Pfeiffer	L	5	7
Pfeiffer	W	11	8
at Newberry	W	13	2
Lenoir-Rhyne	W	5	4
Lenoir-Rhyne	W	7	0
at Mars Hill	L	2	7
Erskine	L	4	12
Atlantic Christian	L	2	6
Atlantic Christian	L	4	6
at High Point	L	2	5
at High Point	L	0	20
at Newberry	W	2	0
vs. High Point *	L	1	5
vs. Catawba *	L	1	2

% – Forfeit game by Western

* – Carolinas Conference Tournament

1970 – 9-12 overall

Head Coach: Bill Haywood, 2nd season (20-27)

at Armstrong State	W	5	4
at Armstrong State	L	5	7
vs. Lehigh	W	6	3
at Georgia Southern	L	2	3
at Georgia Southern	L	3	5
at Valdosta State	L	5	7
Furman	L	2	3
South Carolina State	W	9	3
Appalachian State	W	10	9
Gardner-Webb	L	4	5
Emory & Henry	W	10	8
at Mars Hill	W	10	0
at Wofford	W	7	6
at Wofford	L	8	10
at Georgia	L	3	5
at Emory & Henry	W	16	2
Erskine	L	6	8
at South Carolina State	L	2	3
Erskine	L	5	8
Mars Hill	W	9	1
at Appalachian State	L	6	7

1971 – 20-11 overall

Head Coach: Bill Haywood, 3rd season (40-38)

at South Carolina	L	2	4
at South Carolina	L	3	6
Allen	W	4	2
at Furman	W	4	2
at The Citadel	W	5	4
at Augusta	L	3	4
South Carolina State	W	3	0
Wofford	W	7	2
Wofford	W	5	0
Appalachian State	L	3	4
Salem	W	16	1
Salem	W	10	3
Furman	L	1	2
at Erskine	L	2	9
Maryville	W	10	6

VMI	W	4	3
at Georgia Southern	L	1	2
at Georgia Southern	W	6	1
at Wake Forest	W	5	4
Allen	W	9	0
Mars Hill	W	1	0
Mars Hill	W	16	2
at South Carolina State	W	5	4
at Georgia Tech	L	2	4
Erskine	W	8	4
at Georgia	W	11	7
at Appalachian State	L	1	6
vs. South Carolina State %	W	3	2
vs. Appalachian State %	L	5	6
vs. South Carolina State %	W	11	1
vs. Appalachian State %	L	1	4

% – NAIA District 6 Tournament

1972 – 15-15 overall

Head Coach: Bill Haywood, 4th season (55-53)

at South Carolina	L	0	1
Toledo	L	1	4
Toledo	L	3	4
West Virginia State	W	14	1
West Virginia State	W	7	6
West Virginia State	W	9	5
at Armstrong State	L	1	6
at Georgia Southern	L	1	4
at Georgia Southern	W	7	5
at Georgia	L	2	4
at Wofford	W	15	0
Appalachian State	W	10	3
at South Carolina	L	1	5
at Erskine	L	0	4
Voorhees	W	5	4
Wofford	W	20	11
at Appalachian State	W	3	2
South Carolina State	L	0	3
Furman	L	5	6
at South Carolina State	W	9	4
at Voorhees	W	9	5
at Mars Hill	W	10	0
at Mars Hill	L	3	5
Erskine	L	2	5
vs. Newberry %	W	4	1
vs. Erskine %	W	6	2
vs. Newberry %	W	4	1
at Georgia	L	2	7
vs. Morris Harvey #	L	3	4
vs. Pembroke State #	L	0	4

% – NAIA District 6 Playoffs

– NAIA Area VII Playoffs

1973 – 11-9 overall

Head Coach: Bill Haywood, 5th season (66-62)

at Wake Forest	W	2	0
at North Carolina (12)	W	5	1
Salem	L	2	13
Salem	RAINOUT		
at Lehigh	L	0	14
at Georgia Southern	L	5	8
Georgia Southern	RAINOUT		
Toledo	L	0	1
Toledo	L	5	9
Yale	L	1	5
Yale	RAINOUT		
West Virginia State	RAINOUT		
West Virginia State	RAINOUT		
South Carolina State	W	9	2
at South Carolina	L	2	10
at Erskine	W	6	1
Mars Hill	RAINOUT		

Mars Hill	RAINOUT		
at Wofford	W	8	0
at Georgia Tech (10)	L	3	5
at Furman	W	4	3
Wofford	W	7	3
at Appalachian State	W	5	1
Erskine	W	8	7
Appalachian State	W	9	4
Furman	L	4	13
at South Carolina	W	3	0

1974 – 11-14 overall

Head Coach: Bill Haywood, 6th season (77-76)

3/13	at Clemson (10)	W	4	3
	at Erskine	L	2	3
3/18	at Baptist College	L	2	5
3/19	at The Citadel	L	1	4
3/20	at South Carolina State	W	11	8
3/23	at Duke	W	3	2
3/23	at Duke	W	2	1
3/24	at North Carolina	L	2	4
3/26	Western Maryland	W	6	0
3/26	Western Maryland (11)	L	7	8
3/28	Salem (10)	W	6	5
	at Georgia Southern	L	2	10
3/30	at Georgia Southern	L	0	14
	at Georgia Southern	L	0	13
4/11	at South Carolina	L	1	8
4/16	East Tennessee State	W	7	1
4/17	Mars Hill	W	12	0
4/25	at South Carolina	L	6	7
4/27	at Georgia Tech	W	10	5
4/28	at Georgia Tech	L	6	10
4/30	Appalachian State	L	3	8
5/2	Erskine	W	8	0
5/6	Virginia Tech	L	5	8
5/7	at Mars Hill	W	4	3
5/8	Appalachian State	L	2	8

1975 – 15-8-1 overall

Coach: Bill Haywood, 7th season (92-84-1)

3/8	at Duke	W	3	0
3/8	at Duke	L	2	3
3/20	at Pembroke	W	6	3
3/23	at North Carolina	L	0	4
3/25	Salem	W	12	1
3/26	Salem	W	11	3
3/28	West Virginia State	W	10	1
3/30	Slippery Rock	W	9	8
3/30	Slippery Rock	W	1	0
4/1	at Clemson	L	0	8
	at Georgia Southern	L	0	5
	at Georgia Southern	L	8	11
4/9	at Erskine	W	4	2
4/10	East Tennessee State	W	9	3
4/18	Erskine	W	7	0
4/22	at Georgia	L	0	5
4/24	at East Tennessee State	W	19	7
4/26	at Georgia Tech	W	7	5
4/28	at Appalachian State	L	8	9
4/30	at Furman	W	13	7
5/3	Georgia	W	6	5
	Virginia Tech	W	7	4
	Virginia Tech	L	5	6
	#1 South Carolina (6)	T	8	8

13 Rainouts: East Carolina (2); UNC Wilmington (2); North Carolina (1); George Mason (1); West Virginia State (1); Clemson (1); Appalachian State (2); Furman (1); Virginia Tech (2)

11-TIME SOUTHERN CONFERENCE BASEBALL REGULAR SEASON CHAMPION ♦ 9-TIME SOUTHERN CONFERENCE BASEBALL TOURNAMENT CHAMPION

11 NCAA TOURNAMENT APPEARANCES: 1985 ♦ 1986 ♦ 1987 ♦ 1988 ♦ 1989 ♦ 1992 ♦ 1993 ♦ 1994 ♦ 1997 ♦ 2003 ♦ 2007

1976 - 16-15 overall

Head Coach: Bill Haywood, 8th season (108-99-1)

3/7	George Mason	W	7	4
3/14	at UNC Wilmington	L	3	4
3/14	at UNC Wilmington	W	2	1
3/15	at East Carolina	L	1	5
3/17	at Carolina	L	1	4
3/18	Slippery Rock	W	12	7
3/19	Slippery Rock	W	6	3
3/20	Fairfield	W	7	4
3/22	Salem	L	4	5
3/23	Salem	W	5	4
3/28	WEST VIRGINIA STATE	W	12	0
3/38	West Virginia State	W	3	1
3/29	Furman	W	12	2
4/4	Georgia	L	3	7
4/5	at Georgia	L	1	10
4/7	at Wake Forest	L	0	5
4/9	Wofford	W	13	4
4/10	at Georgia Tech	L	0	14
4/11	at Georgia Tech	L	0	9
4/13	Baptist	L	8	19
4/14	Baptist	W	13	3
4/15	at Furman	L	2	7
4/19	UNC Wilmington	W	7	1
	UNC Wilmington	W	13	0
4/25	at Appalachian State	W	6	5
4/27	East Tennessee State	L	5	6
4/27	East Tennessee State	W	20	5
	Mars Hill	L	6	8
5/6	vs. Appalachian State (10)	W	4	3

ALL CAPS - Indicates No Hitter by Jerry Reed
Game vs. App State on 5/6 was played in Asheville

1977 - 27-5 overall, 14-2 SoCon

Head Coach: Bill Haywood, 9th season (135-104-1, 14-2)

- FIRST SEASON IN THE SOUTHERN CONFERENCE -

3/3	Slippery Rock	W	4	3
3/10	at UNC Wilmington	W	4	3
3/12	at Pembroke State	W	13	4
3/13	at Pembroke State	L	7	8
3/14	at North Carolina	L	1	3
	at North Carolina	W	3	2
	George Mason	W	13	7
	George Mason	L	12	14
	Salem College	W	15	6
	West Virginia State	W	4	0
	West Virginia State	W	28	3
3/26	at Davidson *	W	9	5
3/26	at Davidson *	W	11	4
3/31	East Tennessee State	W	12	9
4/7	The Citadel *	L	2	1
	The Citadel *	W	13	10
	Furman *	W	7	6
	Furman *	W	12	4
	at Old Dominion	W	13	7
	at William and Mary *	W	7	2
	at William and Mary *	W	4	1
	East Carolina *	W	8	4
	East Carolina *	L	4	1
	Appalachian State *	W	4	3
4/23	at Marshall *	W	1	0
4/23	at Marshall *	W	3	2
4/25	at VMI *	W	20	13
4/25	at VMI *	W	18	9
4/27	at Appalachian State *	W	4	3
4/28	Georgia	W	22	15
4/29	Erskine	W	4	3
4/30	at Georgia Tech	W	14	5

* - Southern Conference Game



1978 - 20-13-1 overall, 8-5 SoCon

Head Coach: Bill Haywood, 10th season (155-117-2, 22-7)

- FIRST SEASON AT CHILDRESS FIELD -

3/11	at Carson-Newman	L	12	19
3/11	at Carson-Newman	W	9	0
3/15	George Mason	W	13	14
3/16	George Mason	T	16	16
3/18	at Furman	L	10	11
3/21	SALEM	W	18	2
3/22	Salem	W	6	0
3/23	West Virginia State	W	28	2
3/23	West Virginia State	W	5	3
3/24	Southern Illinois-Edwardsville	W	6	0
3/28	at South Carolina	L	9	12
3/29	at Francis Marion	L	1	2
3/30	at Pembroke State	W	11	3
3/31	at UNC Wilmington	L	1	3
4/1	at UNC Wilmington	L	6	7
4/3	at Clemson	L	3	12
4/4	at Georgia	L	5	14
4/6	at Gardner-Webb	W	9	6
4/8	Marshall *	L	3	6
4/8	Marshall *	L	3	6
4/10	VMI *	W	9	0
4/10	VMI *	W	13	4
4/12	at Erskine	W	11	2
4/15	at The Citadel *	W	5	2
4/15	at The Citadel *	L	0	5
4/17	at East Tennessee State	L	4	12
4/19	vs. South Carolina (in Asheville)	W	13	6
4/22	at Chattanooga *	L	2	3
4/22	at Chattanooga *	W	11	3
4/24	at Appalachian State *	W	12	10
4/27	Gardner-Webb	W	27	6
4/17	Appalachian State *	W	9	5
4/18	Davidson *	W	7	1
4/18	Davidson *	W	6	0

* - Southern Conference Game

ALL CAPS - First Game Played at Childress Field

1979 - 13-15 overall; 6-7 SoCon

Head Coach: Bill Haywood, 11th season (168-132-2, 28-14)

3/3	at Georgia Tech	W	3	1
3/8	at Clemson	L	3	8
3/12	at South Carolina	L	2	6
3/13	at Francis Marion	L	7	17
3/14	at Campbell	L	3	7
3/15	at Campbell	W	12	5
3/16	at UNC Wilmington	W	7	4
3/17	at UNC Wilmington	L	0	5
3/20	Salem	W	9	7
3/21	Salem	W	15	2
3/22	Lenoir Rhyne	W	8	4
3/26	THE CITADEL *	W	3	0
3/26	The Citadel *	L	6	7
3/27	Erskine	L	9	10
3/31	at Furman *	W	4	1
4/1	Clemson	L	3	13
4/4	Appalachian State *	L	7	11
4/7	Chattanooga *	W	7	6
4/7	Chattanooga *	L	6	10
4/9	at Carson-Newman	W	15	10
4/9	at Carson-Newman	L	4	5
4/10	Furman *	W	4	3

4/17	Davidson *	W	4	0
4/17	Davidson *	L	2	7
4/19	at East Tennessee State *	L	0	1
4/21	at Marshall *	L	1	3
4/21	at Marshall *	L	2	15
4/23	at VMI *	W	7	3
4/23	at VMI *	W	9	1

ALL CAPS - Indicates No Hitter by Rick Adair
* - Southern Conference Game

1980 - 22-15 overall; 8-5 SoCon

Head Coach: Bill Haywood, 12th season (190-147-2, 36-19)

2/28	at Clemson	L	2	10
3/8	at UNC Charlotte (8)	W	5	3
3/9	at UNC Charlotte	L	5	8
3/10	at North Carolina	L	1	12
3/11	at North Carolina	L	1	5
3/12	at Campbell	W	4	2
3/14	at Francis Marion	W	14	10
3/15	at South Carolina	L	2	12
3/18	Salem	W	11	2
3/19	Salem	W	4	1
3/21	Ohio State	L	2	10
3/23	West Virginia State	W	21	5
3/25	at Furman *	W	6	4
3/27	at Georgia State	L	3	7
3/29	Davidson *	W	8	5
3/29	Davidson *	W	10	2
3/31	Carson-Newman	W	11	9
4/1	East Tennessee State *	L	2	6
4/2	Appalachian State *	L	4	9
4/3	UNC Wilmington	W	7	5
4/4	UNC Wilmington	W	19	8
4/5	Campbell	W	12	5
4/5	Campbell (9)	W	4	3
4/8	Furman *	W	7	5
4/10	Clemson	L	8	14
4/16	at Lenoir Rhyne	W	6	1
4/16	at Lenoir Rhyne	W	11	8
4/19	Marshall *	W	4	3
4/19	Marshall *	L	1	4
4/20	South Carolina	L	9	13
4/22	VMI *	W	4	3
4/23	VMI *	W	13	7
4/26	at The Citadel (8)	W	5	4
4/26	at The Citadel	L	6	7
	East Tennessee State	L	6	8
4/29	at Erskine	W	10	5
5/3	Georgia State	L	2	3

* - Southern Conference Game

1981 - 25-14 overall; 12-4 SoCon

Head Coach: Bill Haywood, 13th season (215-161-2, 48-23)

- SOUTHERN CONFERENCE REGULAR SEASON CHAMPION -

3/1	at Georgia	W	9	6
3/6	at Clemson (10)	L	6	7
3/7	at Georgia Tech	W	5	4
3/8	at Georgia Tech	W	8	2
3/11	Slippery Rock	W	18	5
3/14	at High Point	W	14	5
3/15	at High Point	L	6	9
3/16	at Pembroke	L	1	7
3/17	at Pembroke	W	6	4
3/18	vs. West Liberty (at UNCW)	W	7	5
3/18	at UNC Wilmington	L	6	7
3/18	at UNC Wilmington	L	2	3
3/20	at Campbell	L	6	7
3/21	at Campbell	W	9	8
3/23	Furman *	W	7	4
3/23	Furman *	W	10	8
3/25	Ohio State	W	12	11
3/26	Ohio State	L	16	32
3/28	at Davidson *	W	1	0
3/28	at Davidson *	W	9	6

11-TIME SOUTHERN CONFERENCE BASEBALL REGULAR SEASON CHAMPION ♦ 9-TIME SOUTHERN CONFERENCE BASEBALL TOURNAMENT CHAMPION

11 NCAA TOURNAMENT APPEARANCES: 1985 ♦ 1986 ♦ 1987 ♦ 1988 ♦ 1989 ♦ 1992 ♦ 1993 ♦ 1994 ♦ 1997 ♦ 2003 ♦ 2007

4/1	East Tennessee State *	W	11	10
4/1	East Tennessee State *	L	5	7
4/3	at Wofford (10)	W	9	6
4/4	at Carson-Newman	L	6	7
4/6	The Citadel *	L	7	8
4/6	The Citadel *	L	0	5
4/11	at Marshall *	L	0	1
4/11	at Marshall *	W	9	2
4/13	at VMI *	W	6	3
4/13	at VMI *	W	15	3
4/16	at Appalachian State *	W	2	1
4/16	at Appalachian State *	W	2	0
4/20	Chattanooga *	W	4	1
4/20	Chattanooga *	W	8	4
4/25	Campbell	W	10	5
4/25	Campbell	W	12	7
4/27	Erskine	W	11	7
	East Tennessee State ^	L	4	9
	Marshall ^	L	3	5

* - Southern Conference Game
^ - Southern Conference Tournament

1982 - 28-12 overall; 12-4 SoCon

Head Coach: David Wright, 1st season (28-12, 12-4)

	at Georgia	L	7	10
3/8	at Clemson	L	0	5
3/9	UNC Wilmington	L	3	4
	UNC Wilmington	W	6	4
3/14	at Francis Marion	L	6	9
	at Francis Marion	W	10	8
	at Campbell	L	2	3
	at Campbell	L	1	11
3/22	at Erskine	W	14	6
3/23	Ohio State	L	7	8
	Ohio State	W	13	4
3/27	at Carson-Newman	W	17	13
3/28	Marshall *	W	6	5
3/29	Marshall *	W	3	0
	Clemson	W	10	3
4/4	High Point	W	12	4
4/5	High Point	W	14	12
4/5	APPALACHIAN STATE *	W	2	0
4/7	Appalachian State *	W	6	5
4/14	Carson-Newman	W	16	8
	at The Citadel *	L	0	4
	at The Citadel *	W	3	1
	at East Tennessee State *	L	2	16
4/18	at East Tennessee State *	W	2	1
4/19	VMI *	W	18	4
4/19	VMI *	W	7	2
4/20	at Furman *	W	7	4
4/21	at Furman *	W	9	2
4/23	Georgia	W	14	13
4/24	Campbell	W	6	3
	Campbell	W	14	2
4/27	Wofford	L	8	9
4/29	Wofford	W	16	0
	at Chattanooga *	L	1	7
	at Chattanooga *	L	8	9
4/30	UNC Charlotte	W	9	5
4/30	UNC Charlotte	W	10	6
5/1	Davidson *	W	5	1
5/1	Davidson *	W	17	13
	Georgia State	W	26	8

ALL CAPS - Indicates No Hitter by Jeff Mashburn
* - Southern Conference Game

1983 - 25-20 overall; 9-5 SoCon

Head Coach: Jack Leggett, 1st season (25-20, 9-5)

2/25	at Georgia Tech	L	5	14
2/26	at Georgia Tech	L	9	16
2/27	at Georgia	L	1	19
3/4	at Wake Forest	L	8	9
3/5	South Carolina	L	2	4

3/6	South Carolina	W	6	5
3/8	Tennessee	W	13	12
3/11	Austin Peay	W	16	15
3/11	Austin Peay	L	2	3
3/12	Austin Peay	W	14	7
3/14	at Campbell	L	8	13
3/15	at Campbell	W	9	3
3/16	at High Point	W	11	4
3/18	Ohio	W	14	6
3/18	Ohio (8)	W	3	2
3/19	Ohio	W	7	3
3/20	Ohio State	L	3	4
3/20	Ohio State	W	9	8
3/21	Ohio State	W	9	8
3/22	Ohio State	L	4	24
3/26	Eastern Kentucky (8)	W	9	8
3/27	Eastern Kentucky	W	10	9
3/30	Georgia	L	8	14
4/1	at South Carolina	L	2	11
4/4	Campbell	W	3	6
4/4	Campbell	W	8	5
4/5	at Clemson	L	3	8
4/9	Furman *	W	7	2
4/9	Furman *	W	4	3
4/11	at Appalachian State (12)	W	9	6
4/11	AT APPALACHIAN STATE	W	4	0
4/15	at Eastern Kentucky	L	5	8
4/16	at Marshall *	L	8	9
4/16	at Marshall *	L	3	5
4/18	at VMI *	W	4	1
4/18	at VMI *	L	3	4
4/22	at Wofford	L	11	16
4/26	East Tennessee State *	W	5	3
4/26	East Tennessee State *	L	8	12
4/27	at Tennessee	L	4	21
4/29	Clemson	W	13	7
4/30	at Davidson *	W	10	4
4/30	at Davidson *	W	16	10
	The Citadel *	L	7	8
	The Citadel *	W	2	1

ALL CAPS - Indicates No Hitter by Greg Moore
* - Southern Conference Game

1984 - 37-20 overall; 13-3 SoCon South

Head Coach: Jack Leggett, 2nd season (62-40, 22-8)

- SOCON SOUTH DIVISION - REGULAR SEASON CHAMPION -

	at Florida International	L	2	7
	at Florida International	W	7	0
	at Florida International	L	0	7
	at Florida International	W	4	1
	at Wake Forest	W	9	8
	at North Carolina State	W	7	6
	at North Carolina State	L	4	14
	at North Carolina State	L	2	16
	at North Carolina State	W	5	3
	at Georgia	W	11	4
	Slippery Rock State	W	9	0
	Slippery Rock State	W	6	5
	Eastern Kentucky	L	3	4
	Eastern Kentucky	W	3	2
	Tennessee	L	4	7
	at East Tennessee State	W	7	3
	at East Tennessee State	W	5	2
	at High Point	W	9	1
	at High Point	W	4	2
	at High Point	W	16	3
	at Campbell	L	1	9
	at Campbell	L	2	3
	at Furman *	W	10	8
	at Furman *	W	12	2
	at Furman *	W	11	1
	The Citadel *	W	2	1
	The Citadel *	W	7	4
	The Citadel *	W	8	3
	East Tennessee State	L	0	10

	East Tennessee State	W	6	4
	at Davidson *	W	16	2
	at Davidson *	W	7	4
	at Davidson *	W	19	7
	at Carson-Newman	W	13	5
	at Clemson	L	3	5
	Furman *	L	5	6
	Furman *	W	6	1
	Furman *	W	3	2
	at Tennessee	L	5	13
	Campbell	L	1	6
	Campbell	W	6	5
	Clemson	W	9	2
	at The Citadel *	W	5	3
	at The Citadel *	L	3	4
	Wofford	W	5	4
	Wofford	W	8	5
	at South Carolina	W	8	6
	Davidson *	W	3	2
	Davidson *	L	3	5
	at Wofford	W	8	7
	at Wofford	L	8	9
4/27	Carson-Newman	L	10	11
4/27	VMI ^	W	10	5
4/28	Appalachian State ^	L	5	9
4/29	The Citadel ^	L	0	8
	Florida International	L	9	19

* - Southern Conference South Division Game
^ - Southern Conference Tournament (Cullowhee, NC)

1985 - 37-35 overall; 11-16 SoCon South

Head Coach: Jack Leggett, 3rd season (99-75, 33-24)

- SOUTHERN CONFERENCE TOURNAMENT CHAMPION -

2/14	at Georgia Southern	L	0	5
2/15	at Georgia Southern	L	7	11
2/16	at Georgia Southern	W	10	9
2/17	at Georgia Southern	L	3	4
2/22	at UNC Charlotte (12)	W	3	1
2/22	at UNC Charlotte	L	4	6
2/23	at North Carolina State	W	4	2
2/23	at North Carolina State	W	5	3
2/24	at North Carolina State	L	3	13
2/24	at North Carolina State	L	0	5
2/27	at Georgia	L	11	12
3/2	Eastern Kentucky	W	7	6
3/2	Eastern Kentucky	W	10	6
3/3	Eastern Kentucky	L	3	9
3/3	Eastern Kentucky	L	0	2
3/5	South Carolina	W	7	5
3/6	Tennessee	W	4	3
3/8	UNC Asheville	L	6	7
3/9	at Elon	L	2	7
3/9	at Elon	L	1	2
3/10	at High Point	W	7	1
3/10	at High Point	L	1	2
3/11	at High Point	L	7	8
3/12	at Campbell	L	4	12
3/13	at Campbell	L	4	7
3/13	at Campbell	L	5	8
3/14	at Campbell	W	27	14
3/16	Furman *	W	5	3
3/16	Furman *	W	8	1
3/17	Furman *	L	9	10
3/19	at UNC Asheville	W	17	6
3/19	at UNC Asheville	W	23	0
3/20	Appalachian State	L	6	12
3/20	Appalachian State	W	7	5
3/22	at South Carolina	L	7	14
3/23	at The Citadel *	W	7	3
3/23	at The Citadel *	L	1	8
3/24	at The Citadel *	W	9	8
3/26	Campbell	W	12	5
3/26	Campbell	L	2	6
3/28	at Wofford	W	9	5
3/30	Davidson *	W	11	10

11-TIME SOUTHERN CONFERENCE BASEBALL REGULAR SEASON CHAMPION ♦ 9-TIME SOUTHERN CONFERENCE BASEBALL TOURNAMENT CHAMPION

11 NCAA TOURNAMENT APPEARANCES: 1985 ♦ 1986 ♦ 1987 ♦ 1988 ♦ 1989 ♦ 1992 ♦ 1993 ♦ 1994 ♦ 1997 ♦ 2003 ♦ 2007

3/30	Davidson *	L	4	6
4/2	East Tennessee State	L	8	9
4/5	at Furman *	W	9	7
4/5	at Furman *	W	4	2
4/6	at Furman *	W	12	6
4/10	at Tennessee	L	3	15
4/11	UNC Asheville	W	13	3
4/13	The Citadel *	W	5	3
4/13	The Citadel *	W	9	8
4/14	The Citadel *	W	10	3
4/17	Wofford	W	10	0
4/17	Wofford	W	11	0
4/18	at Carson-Newman	W	15	13
4/20	at Davidson *	L	2	3
4/20	at Davidson *	L	9	10
4/21	at Davidson *	L	1	4
4/23	Clemson	L	2	9
4/24	Carson-Newman	W	16	13
4/26	Appalachian State ^	W	3	2
	Marshall ^	L	2	5
	Davidson ^	W	13	2
	Marshall ^	W	12	6
	Marshall ^	W	13	12
	at North Carolina	L	0	11
	at North Carolina	L	0	9
	at North Carolina	L	4	7
5/23	vs. Old Dominion #	W	5	3
5/24	vs. La Salle #	L	12	13
5/25	vs. St. John's #	W	9	6
5/25	vs. South Carolina #	L	14	3

* - Southern Conference South Division Game
^ - Southern Conference Tournament (Boone, NC)
- NCAA East Regional Tournament (Columbia, SC)

1986 - 33-28 overall; 12-5 SoCon South
Head Coach: Jack Leggett, 4th season (132-103, 45-29)
- SOCON SOUTH DIVISION - REGULAR SEASON CHAMPION -
- SOUTHERN CONFERENCE TOURNAMENT CHAMPION -

2/13	at Georgia Southern	L	6	11
2/14	at Georgia Southern	W	4	3
2/15	at Georgia Southern	W	8	7
2/16	at Georgia Southern	W	6	5
2/21	at UNC Charlotte	L	5	7
	at North Carolina State	L	5	7
	at North Carolina State	L	1	3
	at North Carolina State	W	1	0
	at North Carolina State	L	4	13
2/26	at Georgia	L	7	10
3/1	Eastern Kentucky	L	4	6
3/1	Eastern Kentucky	W	9	7
3/2	Eastern Kentucky	W	5	3
3/2	Eastern Kentucky	W	12	5
3/5	UNC Asheville	W	10	8
3/7	High Point	W	24	2
3/8	High Point	W	8	1
3/8	High Point	L	7	9
3/9	at Elon	L	0	5
3/10	at Campbell	W	9	1
3/11	at Campbell	W	11	8
3/11	at Campbell	L	4	7
3/12	at Campbell	W	4	2
3/14	at Furman *	W	11	7
3/15	at Furman *	W	10	3
3/18	at Appalachian State *	L	2	5
3/18	at Appalachian State *	L	2	8
3/22	The Citadel *	W	10	5
3/22	The Citadel *	L	6	7
3/23	The Citadel *	W	15	5
3/24	USC Spartanburg	L	15	18
3/27	Illinois	L	14	15
3/28	at Davidson *	L	2	16
3/28	at Davidson *	L	3	7
3/29	at Davidson *	L	5	13
3/31	at South Carolina	L	5	16
4/1	at UNC Asheville	W	17	13

4/2	at Carson-Newman	L	15	19
4/4	Clemson	L	0	8
4/5	Furman *	W	2	1
4/5	Furman *	W	7	1
4/6	Furman *	W	15	4
4/8	at Georgia Tech	W	4	3
4/9	at Georgia Tech	L	11	13
4/11	at USC Spartanburg	W	18	3
4/12	at The Citadel *	W	8	6
4/12	at The Citadel *	W	5	0
4/13	at The Citadel *	W	12	4
4/15	Campbell	L	11	13
4/15	Campbell	L	7	16
4/17	at Clemson	L	7	13
4/19	Davidson *	L	0	10
4/19	Davidson *	W	8	7
4/20	Davidson *	W	8	5
4/22	UNC Asheville	W	24	14
4/23	Carson-Newman	W	9	7
4/25	East Tennessee State ^	W	11	2
4/26	Appalachian State ^	W	18	17
4/26	Appalachian State ^	W	11	8
5/23	at Miami #	L	8	10
5/24	vs. Georgia Tech #	L	7	8

* - Southern Conference Game
^ - Southern Conference Tournament (Cullowhee, NC)
- NCAA Atlantic Regional Tournament (Coral Gables, FL)

1987 - 36-20 overall; 13-3 SoCon South
Coach: Jack Leggett, 5th season (168-123, 58-32)
- SOCON SOUTH DIVISION - REGULAR SEASON CHAMPION -
- SOUTHERN CONFERENCE TOURNAMENT CHAMPION -

2/7	at Florida	L	7	9
2/7	at Florida	W	12	3
2/8	at Florida	L	12	13
2/12	at Georgia Southern	L	5	6
2/12	at Georgia Southern	W	14	12
2/14	at Georgia Southern	L	0	10
2/15	at Georgia Southern	W	8	7
2/21	at UNC Charlotte	L	0	5
2/21	at UNC Charlotte	L	2	3
2/25	at Clemson	L	1	8
3/3	Campbell	W	9	7
3/3	Campbell	W	5	3
3/6	at High Point	W	12	7
3/7	at High Point	W	6	2
3/7	at High Point	L	2	13
3/8	at High Point	W	10	3
3/9	at Campbell	W	7	4
3/10	at Campbell	L	8	11
3/11	at Campbell	L	2	7
3/12	Eastern Kentucky	W	8	4
3/12	Eastern Kentucky	W	17	2
3/14	Furman *	L	2	6
3/14	Furman *	W	6	4
3/15	Furman *	W	5	2
3/17	Appalachian State *	W	9	4
3/17	Appalachian State *	L	0	7
3/21	at The Citadel *	W	11	2
3/21	at The Citadel (10) *	W	3	1
3/22	at The Citadel *	W	18	4
3/24	UNC Asheville	W	17	10
3/25	Elon	W	5	2
3/26	at USC Spartanburg	L	5	8
3/28	Davidson *	L	1	14
3/28	Davidson *	W	5	2
3/29	Davidson *	W	10	4
4/1	at Carson Newman	L	3	8
4/4	at Furman *	L	7	10
4/4	at Furman *	W	10	1
4/7	at Georgia	L	8	11
4/8	at Georgia	W	11	9
4/11	The Citadel *	W	7	6
4/11	The Citadel *	W	5	4
4/12	The Citadel *	W	14	5
4/14	at East Tennessee State *	W	10	8

4/15	East Tennessee State *	L	5	6
4/17	at Davidson *	W	14	10
4/17	at Davidson *	W	8	2
4/20	USC Spartanburg	W	9	6
4/22	Carson-Newman	W	11	4
4/24	vs. VMI ^	W	16	4
4/25	vs. Appalachian State ^	W	8	7
4/26	vs. VMI ^	W	9	4
5/21	vs. Oklahoma State #	L	3	6
5/22	vs. Purdue #	W	8	7
5/23	at Mississippi State #	W	8	1
5/24	vs. Oklahoma State #	L	6	9

* - Southern Conference Game
^ - Southern Conference Tournament (Asheville, NC)
- NCAA Mid-East Regional Tournament (Starkville, MS)

1988 - 38-24 overall; 14-3 SoCon South
Coach: Jack Leggett, 6th season (206-147, 72-35)
- SOCON SOUTH DIVISION - REGULAR SEASON CHAMPION -
- SOUTHERN CONFERENCE TOURNAMENT CHAMPION -

2/6	at Florida	W	3	1
2/6	at Florida	L	6	9
2/7	at Florida	L	2	7
2/12	at Auburn	L	0	3
2/13	at Auburn	L	3	7
2/14	at Auburn	W	4	1
2/14	at Auburn	L	0	1
2/20	at North Carolina State	L	1	7
2/20	at North Carolina State	W	12	6
2/21	at North Carolina State	L	4	6
2/21	at North Carolina State	L	0	12
2/27	Eastern Kentucky	W	11	1
2/27	Eastern Kentucky	L	3	7
2/28	Eastern Kentucky	W	12	0
2/28	Eastern Kentucky	W	14	2
3/1	at Clemson	L	4	8
3/2	Campbell	W	15	5
3/3	Campbell	L	2	6
3/4	at High Point	W	8	6
3/5	at High Point	W	15	9
3/6	at High Point	W	16	3
3/7	at Campbell	W	7	2
3/8	at Campbell	L	1	9
3/9	at Campbell	L	9	10
3/11	Liberty	W	11	10
3/12	Liberty	W	13	2
3/12	Liberty	W	7	4
3/19	at Furman *	W	8	5
3/19	at Furman *	W	9	0
3/22	at USC Spartanburg	W	11	10
3/23	at Appalachian State *	L	2	3
3/23	at Appalachian State *	W	9	2
3/24	South Carolina	L	6	7
3/26	The Citadel *	W	8	2
3/26	The Citadel *	L	2	9
3/27	The Citadel *	W	15	10
3/29	at Georgia	L	2	3
3/30	at Georgia	L	2	6
4/1	at Davidson *	L	7	11
4/1	at Davidson *	W	7	3
4/2	at Davidson *	W	12	8
4/4	at Clemson	L	11	20
4/7	USC Spartanburg	W	10	4
4/9	Furman *	W	6	4
4/9	Furman *	W	4	2
4/10	Furman *	W	6	5
4/14	Clemson	L	4	12
4/16	at The Citadel *	W	9	8
4/16	at The Citadel *	L	2	4
4/17	at The Citadel *	W	5	4
4/19	UNC Asheville	W	11	1
4/20	East Tennessee State *	W	10	5
4/23	Davidson *	W	9	2
4/23	Davidson *	W	8	3
4/24	Davidson *	W	16	11
4/26	at Carson-Newman	W	17	10

11-TIME SOUTHERN CONFERENCE BASEBALL REGULAR SEASON CHAMPION ♦ 9-TIME SOUTHERN CONFERENCE BASEBALL TOURNAMENT CHAMPION

11 NCAA TOURNAMENT APPEARANCES: 1985 ♦ 1986 ♦ 1987 ♦ 1988 ♦ 1989 ♦ 1992 ♦ 1993 ♦ 1994 ♦ 1997 ♦ 2003 ♦ 2007



The 1989 Catamounts won a fifth-consecutive Southern Conference regular season and tournament championship.

4/27	Piedmont	W	14	7
4/29	vs. Appalachian State ^	W	18	8
4/30	vs. The Citadel ^	W	6	4
5/1	vs. The Citadel ^	W	22	6
5/26	at Mississippi State #	L	4	7
5/27	vs. Texas A&M #	L	6	8

* - Southern Conference Game

^ - Southern Conference Tournament (Asheville, NC)

- NCAA South Regional Tournament (Starkville, MS)

1989 - 23-31 overall; 10-5 SoCon

Head Coach: Jack Leggett, 7th season (229-178, 82-40)

- SOUTHERN CONFERENCE REGULAR SEASON CHAMPION -

- SOUTHERN CONFERENCE TOURNAMENT CHAMPION -

2/4	at Florida	L	3	5
2/4	at Florida	L	9	14
2/5	at Florida	L	1	18
2/10	at Auburn	L	2	15
2/11	at Auburn	W	3	2
2/11	at Auburn	L	3	8
2/12	at Auburn	L	2	15
2/25	at Georgia	L	0	1
2/25	at Georgia	W	8	5
2/26	at South Carolina	L	2	13
2/26	at South Carolina	L	0	17
2/28	at Clemson	L	8	9
3/1	Carson-Newman	L	1	3
3/1	Carson-Newman	W	8	1
3/10	UNC Asheville	W	12	6
3/11	at Furman *	L	2	3
3/11	at Furman *	W	4	3
3/12	at Furman *	W	10	0
3/14	at Clemson	L	6	7
3/16	USC Spartanburg	W	15	10
3/18	The Citadel *	W	11	10
3/19	The Citadel *	W	10	6
3/19	The Citadel *	L	1	5
3/24	at East Tennessee State *	L	3	5
3/25	at East Tennessee State *	W	16	4
3/25	at East Tennessee State *	W	10	0
3/28	at USC Spartanburg	W	15	12
3/29	at UNC Asheville (13)	L	4	5
4/1	VMI *	L	3	10
4/1	VMI *	W	7	4
4/2	VMI *	W	3	2
4/5	at Georgia	L	2	10
4/5	at Georgia	L	5	10

4/6	Clemson	L	2	14
4/10	at Clemson	L	4	12
4/11	at Tennessee	L	5	6
4/13	Campbell	L	0	4
4/13	Campbell	W	4	1
4/15	Middle Tennessee State	W	7	4
4/15	Middle Tennessee State	L	2	3
4/16	Middle Tennessee State	L	3	13
4/18	at Carson-Newman	W	10	4
4/19	UNC Asheville	W	15	6
4/20	Piedmont	L	12	13
4/22	Appalachian State *	W	11	10
4/22	Appalachian State *	L	5	16
4/23	Appalachian State *	W	5	3
4/25	Carson-Newman	W	15	0
5/2	Appalachian State ^	W	7	2
5/2	Marshall ^	W	4	2
5/20	at Auburn	L	6	16
5/20	at Auburn	L	3	5
5/25	Mississippi State #	L	0	8
5/26	Indiana State #	L	3	10

* - Southern Conference Game

^ - Southern Conference Tournament (Asheville, NC)

- NCAA South Regional Tournament (Starkville, MS)

1990 - 37-25 overall; 10-7 SoCon

Head Coach: Jack Leggett, 8th season (266-203, 92-47)

2/3	at Florida	W	2	1
2/3	at Florida	L	2	18
2/4	at Florida	L	1	13
2/10	at Auburn	W	9	3
2/10	at Auburn	W	4	2
2/11	at Auburn	L	6	9
2/11	at Auburn (8)	W	13	9
2/18	Western Kentucky (10)	W	4	3
2/18	Western Kentucky	W	5	4
2/24	at North Carolina State	L	1	5
2/24	at North Carolina State	W	16	9
2/25	at North Carolina State	L	1	2
2/25	at North Carolina State	L	2	22
2/27	at Georgia	L	6	14
2/28	at Clemson	L	2	14
3/3	Eastern Kentucky	L	6	9
3/3	Eastern Kentucky	W	25	7
3/4	Eastern Kentucky (8)	L	7	8
3/4	Eastern Kentucky	W	10	3
3/5	at Davidson	W	6	4

3/6	at Davidson	W	22	1
3/7	at East Carolina	L	2	7
3/8	at East Carolina	L	0	12
3/10	at The Citadel *	L	3	6
3/10	at The Citadel *	L	3	7
3/11	at The Citadel *	L	3	10
3/14	Winthrop	W	6	5
3/15	Providence	L	5	7
3/17	East Tennessee State *	W	12	1
3/18	East Tennessee State *	W	5	0
3/18	East Tennessee State *	W	11	4
3/20	Piedmont	W	15	8
3/21	UNC Asheville	W	13	5
3/23	at Virginia Tech	L	8	9
3/25	at VMI *	W	8	5
3/25	at VMI *	W	4	0
3/27	Virginia Tech	W	18	6
3/31	Marshall *	W	10	7
3/31	Marshall *	L	5	6
4/1	Marshall *	W	17	13
4/3	at Carson-Newman	W	8	6
4/4	Milligan	W	12	5
4/5	Wofford	W	3	1
4/7	Newberry	W	5	4
4/7	Newberry	W	17	2
4/8	Newberry	W	8	3
4/10	Milligan	W	18	0
4/13	at Appalachian State *	L	2	11
4/13	at Appalachian State *	W	6	1
4/14	at Appalachian State *	L	0	3
4/17	at Georgia	L	11	12
4/18	at Georgia	L	3	15
4/20	Carson-Newman	W	13	2
4/21	Furman *	L	6	7
4/21	Furman *	W	5	2
4/22	Furman *	W	15	3
4/24	Piedmont	W	8	3
4/26	East Tennessee State ^	W	6	1
4/27	Marshall ^	L	1	3
4/28	Appalachian State ^	W	5	4
4/28	Marshall ^	W	11	3
4/29	The Citadel ^	L	5	9

* - Southern Conference Game

^ - Southern Conference Tournament (Charleston, SC)

1991 - 36-26 overall; 11-3 SoCon

Head Coach: Jack Leggett, 9th season (302-229, 103-50)

2/8	at Auburn	L	16	17
2/9	at Auburn	L	2	9
2/9	at Auburn	W	4	3
2/10	at Auburn	L	6	13
2/17	at North Carolina State	L	3	8
2/17	at North Carolina State	L	8	10
2/18	at North Carolina State (10)	L	5	6
2/23	Radford	W	10	2
2/24	Radford	W	6	5
2/24	Radford	W	12	3
2/26	at Winthrop	W	5	3
3/1	Winthrop	W	13	4
3/2	East Carolina	L	6	8
3/4	at High Point	W	10	1
3/5	at High Point	W	17	6
3/6	at Virginia Tech	L	1	11
3/7	at Virginia Tech	L	10	15
3/8	at Radford	L	7	11
3/9	at East Tennessee State *	W	5	1
3/9	at East Tennessee State *	W	8	4
3/10	at East Tennessee State * (10)	W	4	3
3/12	at Georgia Tech	W	10	5
3/13	at Georgia Tech	W	7	5
3/16	VMI *	W	14	2
3/16	VMI *	W	20	1
3/17	VMI *	W	21	0
3/19	Tennessee Tech	W	17	6
3/20	Tennessee Tech	W	14	2

11-TIME SOUTHERN CONFERENCE BASEBALL REGULAR SEASON CHAMPION ♦ 9-TIME SOUTHERN CONFERENCE BASEBALL TOURNAMENT CHAMPION

11 NCAA TOURNAMENT APPEARANCES: 1985 ♦ 1986 ♦ 1987 ♦ 1988 ♦ 1989 ♦ 1992 ♦ 1993 ♦ 1994 ♦ 1997 ♦ 2003 ♦ 2007

3/23	at Marshall *	W	7	3
3/23	at Marshall *	W	17	0
3/26	Augusta	W	7	6
3/27	Augusta	L	6	8
3/30	North Carolina State	L	0	3
3/30	North Carolina State	L	2	6
3/31	Clemson	W	9	7
4/3	at Clemson	L	3	13
4/6	Appalachian State *	L	3	4
4/6	Appalachian State *	W	4	1
4/7	Appalachian State *	W	15	9
4/11	UNC Asheville	W	6	0
4/11	UNC Asheville	W	11	0
4/15	at Milligan	W	9	1
4/15	at Milligan	W	7	5
4/16	at UNC Asheville	W	14	7
4/17	USC Aiken	L	3	18
4/18	USC Aiken	L	3	7
4/18	USC Aiken	L	7	8
4/20	The Citadel *	W	10	4
4/20	The Citadel *	L	6	8
4/21	The Citadel *	L	5	9
4/23	Piedmont	W	10	6
4/25	VMI ^	W	18	2
4/26	East Tennessee State ^	L	4	7
4/27	The Citadel ^	W	7	4
4/28	East Tennessee State ^	W	9	4
4/28	Appalachian State ^	W	4	0
4/28	Furman ^	L	9	11
5/10	at Maine	L	4	6
5/11	at Maine	L	1	3
5/11	at Maine	W	14	7
5/12	at Maine	L	11	14
5/13	at Maine	L	13	14

* - Southern Conference Game

^ - Southern Conference Tournament (Charleston SC)

1992 - 44-21-1 overall; 17-4 SoCon

Head Coach: Keith LeClair, 1st season (44-21-1, 17-4)

- SOUTHERN CONFERENCE REGULAR SEASON CHAMPION -

- SOUTHERN CONFERENCE TOURNAMENT CHAMPION -

2/13	at South Carolina	L	2	3
2/14	at USC Aiken	L	3	6
2/15	at USC Aiken (11)	W	11	8
2/19	at Clemson	L	0	6
2/21	at North Carolina State	L	3	5
2/22	at North Carolina State	L	2	5
2/23	at North Carolina State	L	4	7
2/29	Wright State	L	3	2
2/29	Wright State	W	6	4
3/1	Wright State	W	12	7
3/2	at Davidson	L	7	11
3/3	at Virginia Tech	L	2	14
3/4	at Virginia Tech (11)	T	5	5
3/5	at Radford	W	16	5
3/7	at VMI *	W	7	4
3/8	at VMI *	W	8	3
3/8	at VMI *	L	5	6
3/10	at Georgia Tech	L	10	11
3/11	at Georgia (14)	W	13	11
3/13	Davidson	W	13	3
3/14	Marshall *	W	6	4
3/14	Marshall *	W	3	1
3/15	Marshall *	W	29	1
3/17	Virginia Tech	L	1	10
3/20	at Tennessee Tech	W	5	2
3/20	at Tennessee Tech	W	7	3
3/22	Georgia Southern *	W	3	0
3/23	Georgia Southern *	W	3	1
3/23	Georgia Southern *	W	18	6
3/26	Georgia	W	8	4
3/28	at Appalachian State *	W	4	1
3/28	at Appalachian State *	W	10	6
3/29	at Appalachian State *	W	8	2
3/31	at UNC Asheville	L	17	19

4/1	Tennessee Tech	W	13	7
4/2	UNC Greensboro	W	18	7
4/3	Winthrop	W	14	5
4/4	Furman *	W	14	7
4/4	Furman *	W	8	3
4/5	Furman *	L	7	8
4/7	UNC Asheville	W	14	13
4/8	Davidson	W	15	5
4/10	at Winthrop	W	9	5
4/11	at The Citadel *	L	1	2
4/11	at The Citadel *	L	0	1
4/12	at The Citadel *	W	8	7
4/14	USC Aiken	L	6	10
4/15	USC Aiken	L	0	7
4/16	Presbyterian	W	16	5
4/17	East Tennessee State *	W	5	3
4/17	East Tennessee State *	W	3	0
4/18	East Tennessee State *	W	6	3
4/21	Piedmont	W	8	7
4/23	vs. VMI ^	W	3	2
4/24	at The Citadel ^	W	2	1
4/25	vs. Georgia Southern ^	W	17	10
4/16	vs. Georgia Southern ^	L	12	14
4/26	vs. Georgia Southern ^	W	4	3
5/9	at Northwestern	W	5	2
5/10	at Northwestern	W	10	4
5/11	at Northwestern	W	9	3
5/21	at Florida State #	W	1	0
5/22	vs. Kent #	W	14	1
5/23	vs. Stanford #	W	5	0
5/24	at Florida State #	L	3	4
5/24	at Florida State #	L	3	18

* - Southern Conference Game

^ - Southern Conference Tournament (Charleston SC)

- NCAA South II Regional Tournament (Tallahassee, FL)

1993 - 34-28 overall; 15-6 SoCon

Coach: Keith LeClair, 2nd season (78-49-1, 32-10)

- SOUTHERN CONFERENCE TOURNAMENT CHAMPION -

2/13	UNC Charlotte	L	9	11
2/14	UNC Charlotte	W	10	6
2/17	Winthrop	W	16	5
2/20	Wright State	L	1	3
2/20	Wright State	W	8	4
2/24	at UNC Asheville	L	5	10
2/27	at The Citadel *	W	12	2
2/27	at The Citadel (9) *	W	8	7
2/28	at The Citadel *	L	5	7
3/1	at Jacksonville	L	0	9
3/2	at Jacksonville	L	1	18
3/3	at Stetson	L	2	4
3/4	at Stetson	L	0	4

3/6	Davidson *	W	9	7
3/7	Davidson *	W	10	5
3/7	Davidson *	W	10	5
3/9	at Georgia	L	4	5
3/10	at Georgia	L	9	11
3/20	Furman *	W	23	7
3/20	Furman *	W	9	2
3/21	Furman *	W	13	6
3/22	at #1/2 Georgia Tech	L	1	4
3/23	at #1/2 Georgia Tech	W	4	3
3/15	UNC Asheville	W	11	4
3/27	at Georgia Southern *	W	1	0
3/27	at Georgia Southern *	W	6	1
3/18	at Georgia Southern *	L	0	2
4/1	UNC Asheville	W	10	7
4/2	Virginia Tech	L	8	12
4/3	Marshall *	L	3	6
4/3	Marshall *	W	15	3
4/4	Marshall *	W	13	4
4/6	at Tennessee	L	4	9
4/8	Presbyterian	W	3	1
4/9	at Virginia Tech	L	5	8
4/10	at VMI *	L	3	4
4/10	at VMI *	L	1	7
4/11	at VMI *	W	13	1
4/13	Clemson	L	2	12
4/15	at Clemson	L	1	8
4/16	at UNC Greensboro	L	7	8
4/17	at UNC Greensboro	W	11	2
4/18	at UNC Greensboro	W	8	6
4/20	USC Aiken	W	7	5
4/21	USC Aiken	L	10	13
4/22	at Winthrop	W	9	3
4/24	at Appalachian State *	L	3	7
4/24	at Appalachian State * (8)	W	13	5
4/15	at Appalachian State *	W	8	5
4/27	Lincoln Memorial	W	14	7
4/29	vs. Marshall ^	W	7	6
4/30	at The Citadel ^	W	6	3
5/1	vs. VMI ^	L	4	8
5/2	vs. Georgia Southern (10) ^	W	6	5
5/2	vs. VMI ^	W	12	5
5/2	vs. VMI ^	W	5	1
5/10	vs. Grand Canyon	W	10	8
5/11	vs. Grand Canyon	L	22	25
5/12	at Brigham Young	L	5	12
5/27	at #3 Louisiana State #	L	2	7
5/28	vs. Miami #	W	10	5
5/29	vs. Kent #	L	5	8

* - Southern Conference Games

^ - Southern Conference Tournament (Charleston SC)

- NCAA South Regional Tournament (Baton Rouge, LA)



The 1993 Catamounts rallied from the loser's bracket to win five games and take the SoCon tournament championship.

11-TIME SOUTHERN CONFERENCE BASEBALL REGULAR SEASON CHAMPION ♦ 9-TIME SOUTHERN CONFERENCE BASEBALL TOURNAMENT CHAMPION

11 NCAA TOURNAMENT APPEARANCES: 1985 ♦ 1986 ♦ 1987 ♦ 1988 ♦ 1989 ♦ 1992 ♦ 1993 ♦ 1994 ♦ 1997 ♦ 2003 ♦ 2007

1994 - 45-18 overall; 19-4 SoCon

Head Coach: Keith LeClair, 3rd season (123-67-1, 51-14)
- SOUTHERN CONFERENCE REGULAR SEASON CHAMPION -

2/12	at Clemson	L	1	3
2/12	at Clemson	L	1	4
2/13	at Clemson (13)	L	5	6
2/19	Wright State	W	4	3
2/19	Wright State	W	2	1
2/20	Wright State	W	9	0
2/24	UNC Asheville	W	18	1
2/26	The Citadel *	W	7	1
2/26	The Citadel *	W	3	2
2/27	The Citadel *	W	3	2
3/1	at Winthrop (8)	W	9	5
3/3	at UNC Charlotte	W	14	5
3/4	at UNC Charlotte	W	7	3
3/5	at Davidson *	L	7	8
3/5	at Davidson *	W	7	4
3/6	at Davidson *	W	9	7
3/8	at Georgia	W	10	1
3/9	UNC Wilmington	W	7	2
3/12	at East Tennessee State *	W	10	8
3/12	at East Tennessee State *	W	2	1
3/13	at East Tennessee State *	W	13	6
3/15	at South Carolina	W	9	2
3/16	at Winthrop	L	4	6
3/19	at Furman *	W	6	5
3/19	at Furman *	W	5	3
3/20	at Furman *	W	7	0
3/22	at Tennessee Tech	W	6	4
3/23	at Tennessee Tech	L	5	6
3/24	Charleston Southern	W	10	2
3/26	Georgia Southern *	W	5	2
3/26	Georgia Southern *	W	10	2
3/30	Tennessee	L	0	1
4/2	at Marshall *	W	7	4
4/2	at Marshall (8) *	W	5	4
4/3	at Marshall *	W	8	5
4/5	USC Aiken	W	9	4
4/7	Eastern Kentucky	W	13	4
4/7	Eastern Kentucky	W	5	2
4/9	VMI *	W	9	3
4/9	VMI *	W	5	1
4/10	VMI *	L	1	3
4/12	Winthrop (10)	W	4	3
4/13	Lincoln Memorial	W	7	5
4/16	South Florida	W	9	2
4/16	South Florida	W	5	4
4/17	South Florida	L	4	7
4/19	Tennessee Tech	W	7	0
4/20	Tennessee Tech	W	10	6
4/23	Appalachian State *	W	6	2
4/23	Appalachian State *	L	2	13
4/24	Appalachian State *	L	4	6
4/26	Greensboro College	W	6	5
4/28	vs. Davidson ^	L	1	2
4/29	vs. East Tennessee State ^	W	4	0
4/30	vs. Marshall ^	W	8	2
5/1	vs. VMI ^	W	7	1
5/1	at The Citadel ^	L	2	4
5/13	at Miami	L	2	7
5/14	at Miami	L	2	8
5/15	at Miami	L	4	5
5/27	vs. Arizona State # (completed 5/28)	L	6	8
5/28	at Tennessee #	L	4	6

* - Southern Conference Game

^ - Southern Conference Tournament (Charleston SC)

- NCAA Mid-East Regional Tournament (Knoxville, TN)

1995 - 32-24 overall; 13-11 SoCon

Coach: Keith LeClair, 4th season (155-91-1, 64-25)

2/10	at South Florida	L	0	9
2/11	at South Florida	W	6	1
2/12	at South Florida	W	11	6
2/18	Wright State	L	3	6

2/18	Wright State	L	1	8
2/19	Wright State	W	7	4
2/22	at Georgia	W	10	9
2/25	Davidson *	W	7	0
2/25	Davidson *	W	5	2
2/26	Davidson *	W	16	4
3/1	UNC Asheville	W	10	5
3/4	East Tennessee State *	L	5	8
3/4	East Tennessee State *	L	4	10
3/5	East Tennessee State *	W	5	4
3/7	at Georgia Tech	L	0	6
3/8	at Georgia Tech	W	13	7
3/11	Furman *	W	10	9
3/11	Furman *	L	3	4
3/12	Furman *	W	12	8
3/14	#4 Clemson	L	2	5
3/15	Old Dominion	L	3	27
3/16	Old Dominion	L	6	15
3/18	at Georgia Southern *	L	2	9
3/18	at Georgia Southern *	W	6	2
3/19	at Georgia Southern *	L	2	9
3/21	at UNC Asheville	W	15	0
3/22	Lenoir-Rhyne	W	13	11
3/25	Marshall *	L	9	10
3/25	Marshall *	W	3	1
3/26	Marshall*	W	20	6
3/29	at #4 Clemson	L	4	5
3/31	at Virginia Tech	W	7	6
4/1	at VMI *	W	1	0
4/1	at VMI *	L	1	2
4/2	at VMI *	W	7	2
4/4	Virginia Tech	W	10	9
4/5	Virginia Tech	W	8	2
4/8	Troy State	W	11	7
4/9	Troy State	W	6	3
4/12	at #9 Tennessee	W	3	1
4/14	at Appalachian State *	L	4	6
4/14	at Appalachian State *	W	8	7
4/15	at Appalachian State *	W	17	10
4/18	Charleston Southern	L	4	7
4/19	Charleston Southern	W	5	1
4/22	at The Citadel *	L	2	4
4/22	at The Citadel *	L	3	11
4/23	at The Citadel *	L	4	8
4/25	Montreat	W	9	5
4/27	vs. Appalachian State ^	W	9	6
4/28	vs. Georgia Southern ^	L	4	10
4/29	vs. Marshall ^	W	10	3
4/29	vs. East Tennessee State ^	L	1	6
5/7	at Troy State	W	7	0
5/8	at Troy State	L	4	5
5/13	at Old Dominion	L	5	7

* - Southern Conference Game

^ - Southern Conference Tournament (Charleston, SC)

1996 - 32-24-1 overall; 17-7 SoCon

Head Coach: Keith LeClair, 5th season (187-115-2, 81-32)

2/2	at Central Florida (12)	L	4	5
2/3	at Central Florida	L	8	11
2/4	at Central Florida	L	2	12
2/9	vs. #23 North Carolina State #	L	4	10
2/10	vs. UNC Greensboro #	L	3	6
2/11	vs. Old Dominion #	L	4	9
2/17	Wright State	W	4	3
2/18	Wright State	W	15	1
2/18	Wright State	L	6	8
2/20	at Georgia	L	0	3
2/21	at Georgia	W	7	5
2/24	at East Tennessee State *	W	5	1
2/24	at East Tennessee State *	L	1	5
2/25	at East Tennessee State*	W	7	4
2/27	at Charleston Southern	L	3	6
2/28	at Charleston Southern	T	5	5
3/2	at Furman *	W	12	6
3/2	at Furman *	L	2	12

3/3	at Furman *	W	11	6
3/5	at Clemson	L	2	4
3/9	Georgia Southern *	L	10	17
3/9	Georgia Southern *	W	3	2
3/10	Georgia Southern *	W	9	8
3/12	at Eastern Kentucky	W	4	3
3/13	at Eastern Kentucky	W	11	8
3/14	at Morehead State	W	9	7
3/16	at Marshall *	W	10	6
3/16	at Marshall *	W	4	3
3/17	at Marshall *	W	7	1
3/22	Milligan	W	12	7
3/23	VMI *	W	8	6
3/23	VMI *	W	3	1
3/24	VMI *	W	13	5
3/26	Kent	L	4	9
3/27	at UNC Asheville	W	19	5
3/28	#7 Clemson	L	3	13
3/30	Wofford	L	7	14
3/30	Wofford	W	13	0
4/2	at Winthrop	W	9	3
4/3	Wofford	W	8	0
4/4	UNC Asheville	L	10	18
4/6	Appalachian State *	L	12	15
4/6	Appalachian State *	L	6	20
4/7	Appalachian State *	W	8	5
4/9	at Clemson	L	4	10
4/10	Winthrop	W	6	5
4/13	The Citadel *	L	1	6
4/13	The Citadel *	W	5	2
4/14	The Citadel *	L	1	2
4/16	Eastern Kentucky	W	14	10
4/17	Eastern Kentucky	W	12	11
4/20	at Davidson *	W	9	6
4/21	at Davidson (8) *	W	7	5
4/21	at Davidson *	W	11	6
4/23	Montreat	W	19	5
4/25	vs. VMI ^	L	3	7
4/26	vs. Furman ^	L	4	7

* - Southern Conference Game

- CITGO Southern Challenge(Charleston SC)

^ - Southern Conference Tournament (Charleston SC)

1997 - 41-20; 18-6 SoCon

Head Coach: Keith LeClair, 6th season (228-135-2, 99-38)

- SOUTHERN CONFERENCE REGULAR SEASON CHAMPION -

- SOUTHERN CONFERENCE TOURNAMENT CHAMPION -

2/1	at Jacksonville State (8)	W	7	6
2/1	at Jacksonville State	L	1	10
2/2	at Jacksonville State	W	10	9
2/7	vs. Old Dominion %	L	10	16
2/8	vs. Virginia Commonwealth %	W	11	6
2/9	vs. East Carolina %	L	4	5
2/15	Wright State	W	9	8
2/15	Wright State	W	15	1
2/16	Wright State	W	6	5
2/18	at #19 Georgia	L	6	9
2/19	at #19 Georgia	W	3	1
2/22	Furman *	W	10	6
2/22	Furman *	W	12	3
2/23	Furman *	W	10	4
3/1	at Georgia Southern *	L	13	15
3/1	at Georgia Southern *	W	7	6
3/2	at Georgia Southern *	W	18	6
3/5	Old Dominion (12)	L	8	10
3/8	Marshall *	W	15	4
3/8	Marshall *	W	10	2
3/9	Marshall *	L	3	4
3/10	Marshall *	W	20	10
3/11	at #4 Georgia Tech	W	13	7
3/12	at #4 Georgia Tech	L	0	14
3/15	at VMI *	L	9	17
3/15	at VMI *	L	5	6
3/16	at VMI *	W	13	6
3/19	at South Carolina	L	12	30

11-TIME SOUTHERN CONFERENCE BASEBALL REGULAR SEASON CHAMPION ♦ 9-TIME SOUTHERN CONFERENCE BASEBALL TOURNAMENT CHAMPION

11 NCAA TOURNAMENT APPEARANCES: 1985 ♦ 1986 ♦ 1987 ♦ 1988 ♦ 1989 ♦ 1992 ♦ 1993 ♦ 1994 ♦ 1997 ♦ 2003 ♦ 2007

3/20	UNC Asheville	W	13	6
3/22	Miami (Ohio)	W	12	6
3/22	Miami (Ohio)	W	3	0
3/23	Miami (Ohio)	W	11	8
3/25	# 10 Clemson	W	9	4
3/26	at #10 Clemson	L	9	14
3/29	at Appalachian State *	W	18	4
3/29	at Appalachian State *	W	26	6
3/30	at Appalachian State *	W	8	2
4/1	at Tennessee	L	8	10
4/2	UNC Asheville	W	14	3
4/5	at The Citadel *	W	5	4
4/5	at The Citadel *	W	5	2
4/6	at The Citadel *	L	5	6
4/8	Morehead State	L	3	9
4/9	Morehead State	W	13	5
4/12	Davidson *	W	11	1
4/12	Davidson *	W	9	4
4/13	Davidson *	L	9	11
4/16	at UNC Asheville (11)	W	4	3
4/19	East Tennessee State *	W	9	8
4/19	East Tennessee State *	W	11	10
4/20	East Tennessee State *	W	8	6
4/24	vs. VMI ^	W	4	3
4/25	vs. Furman ^	W	7	1
4/26	vs. The Citadel ^	W	10	3
4/27	vs. Furman (10) ^	W	10	9
5/9	at Old Dominion	L	7	11
5/10	Old Dominion	W	11	10
5/10	at Old Dominion	W	6	3
5/11	at Old Dominion	L	7	8
5/22	vs. #7 Auburn \$	L	3	11
5/23	vs. Marist \$	W	8	3
5/24	vs. South Florida \$	L	4	9

* - Southern Conference Game
% - Colonial-SoCon Challenge (Charleston, SC)
^ - Southern Conference Tournament (Charleston, SC)
\$ - NCAA East Regional (Tallahassee, FL)

1998 - 45-15 overall; 20-6 SoCon
Head Coach: Rodney Hennon, 1st season (45-15, 20-6)

2/7	at Stetson	W	7	6
2/7	at Stetson	W	8	1
2/8	at Stetson (12)	W	11	9
2/13	vs. South Carolina %	L	5	11
2/14	vs. Richmond %	W	15	2
2/15	vs. Tennessee %	L	6	9
2/18	at South Carolina	L	0	3
2/21	Wright State	L	5	6
2/21	Wright State	W	7	3
2/22	Wright State	W	10	3
2/28	St. Bonaventure	W	17	1
2/28	St. Bonaventure	W	5	4
3/3	at Charleston Southern	W	16	9
3/4	at Charleston Southern	W	8	2
3/4	at Charleston Southern	W	4	1
3/9	William & Mary	W	15	5
3/10	William & Mary	W	10	7
3/14	at Georgia Southern *	W	10	6
3/14	at Georgia Southern *	W	12	2
3/15	at Georgia Southern *	L	3	4
3/17	at #5 Clemson	L	1	5
3/19	#5 Clemson	W	10	7
3/21	at Davidson *	W	11	6
3/22	at Davidson *	W	12	2
3/22	at Davidson *	W	9	7
3/24	at Georgia	L	5	8
3/35	at UNC Asheville	W	5	3
3/28	VMI *	W	25	1
3/28	VMI *	W	8	7
3/29	VMI *	W	11	4
4/1	Furman *	W	7	1
4/1	Furman *	W	6	5
4/2	Furman *	W	6	4
4/4	at UNC Greensboro *	W	10	9
4/4	at UNC Greensboro (8) *	L	0	1

4/5	at UNC Greensboro *	L	0	5
4/8	at Kentucky	W	6	5
4/11	Wofford *	W	11	3
4/11	Wofford *	L	3	4
4/12	Wofford *	W	6	3
4/14	Charleston Southern	W	12	4
4/15	Charleston Southern	W	14	0
4/16	at East Tennessee State *	W	9	8
4/18	The Citadel *	W	9	6
4/18	The Citadel *	L	7	10
4/21	at UNC Asheville	L	6	9
4/22	at East Tennessee State *	W	10	9
4/22	at East Tennessee State *	L	4	10
4/25	at Appalachian State *	W	15	7
4/25	at Appalachian State *	W	9	8
4/26	at Appalachian State *	W	14	3
4/28	UNC Asheville	W	9	7
4/30	vs. Georgia Southern ^	W	6	5
5/1	at The Citadel ^	L	0	5
5/2	vs. Wofford ^	W	9	4
5/2	vs. Furman ^	W	2	1
5/3	vs. UNC Greensboro ^	L	2	4
5/9	at UNC Wilmington (11)	W	5	4
5/9	at UNC Wilmington	W	7	4
5/10	at UNC Wilmington (11)	W	10	9

* - Southern Conference Game
% - Franklin Life Shootout (Charleston, SC)
^ = Southern Conference Tournament (Charleston, SC)

1999 - 36-23 overall; 18-10 SoCon
Head Coach: Rodney Hennon, 2nd season (81-38, 38-16)

2/12	at Coastal Carolina	W	5	2
2/13	at Coastal Carolina	L	3	5
2/14	at Coastal Carolina	L	9	11
2/20	Wright State (13)	W	5	4
2/20	Wright State (7)	W	8	5
2/21	Wright State (10)	W	11	8
2/23	at Georgia	L	0	6
2/24	at Georgia	L	11	15
2/27	North Carolina A&T	W	9	8
2/28	North Carolina A&T (5)	W	20	0
2/28	North Carolina A&T	W	13	2
3/6	at Wofford *	W	12	9
3/7	at Wofford (7) *	W	5	4
3/7	at Wofford (10) *	W	14	10
3/10	High Point	W	15	8
3/10	High Point	W	10	4
3/13	UNC Greensboro *	W	5	4
3/16	at #19 North Carolina State	L	2	7
3/17	at #19 North Carolina State	L	1	11
3/20	St. John's (10)	W	8	7
3/20	St. John's (7)	W	4	1
3/21	St. John's	L	11	13
3/23	at #10 Georgia Tech	L	0	2
3/27	Davidson *	W	9	3
3/38	Davidson (7) *	L	8	11
3/28	Davidson *	W	15	7
3/31	at High Point	T	8	8
4/2	at The Citadel *	L	1	4
4/3	at The Citadel (7) *	L	1	4
4/3	at The Citadel *	L	1	5
4/6	Clemson (10)	W	9	8
4/7	at Clemson	L	11	16
4/10	East Tennessee State (7) *	W	18	3
4/10	East Tennessee State (10) *	W	11	10
4/11	East Tennessee State *	L	9	12
4/14	at UNC Asheville	W	10	7
4/17	Appalachian State *	W	11	4
4/17	Appalachian State (7) *	L	5	6
4/18	Appalachian State *	W	5	4
4/20	at UNC Asheville	W	9	6
4/24	at VMI (7) *	W	18	5
4/24	at VMI (7) *	W	10	4
4/25	at VMI *	W	7	4
4/27	UNC Asheville	L	8	14
5/1	at Furman (10) *	W	12	11

5/1	at Furman (7) *	W	13	3
5/2	at Furman *	W	10	9
5/4	at #23 Clemson (10)	L	10	11
5/8	at College of Charleston *	L	7	8
5/8	at College of Charleston (7) *	L	1	2
5/9	at College of Charleston *	W	15	6
5/15	Georgia Southern (11) *	L	10	12
5/15	Georgia Southern (7) *	L	10	11
5/16	Georgia Southern *	W	12	11
5/19	Georgia Southern ^	L	5	8
5/20	vs. VMI ^	W	8	4
5/21	vs. East Tennessee State ^	W	7	5
5/21	vs. Furman ^	W	11	4
5/22	vs. College of Charleston ^	W	3	2
5/22	at The Citadel ^	L	3	6

* - Southern Conference Game
^ - Southern Conference Tournament (Charleston, SC)

2000 - 15-38 overall; 8-22 SoCon
Head Coach: Todd Raleigh, 1st season (15-38, 8-22)

2/1	at Tennessee	L	0	6
2/2	at Tennessee	L	1	12
2/11	at Central Florida	L	2	7
2/12	at Central Florida	L	0	21
2/13	at Central Florida	L	7	13
2/19	Wright State	W	13	11
2/19	Wright State (7)	W	13	11
2/20	Wright State	W	16	4
2/24	Georgia	L	3	23
2/26	VMI *	L	3	8
2/26	VMI *	W	11	7
2/27	VMI *	L	6	7
2/29	UNC Asheville	L	1	9
3/3	at UNC Greensboro *	L	1	6
3/4	at UNC Greensboro *	L	0	6
3/5	at UNC Greensboro *	L	7	10
3/7	at #2 North Carolina	L	8	11
3/8	at #2 North Carolina	L	1	4
3/10	The Citadel *	L	6	8
3/12	The Citadel *	W	10	5
3/12	The Citadel (7) *	L	5	7
3/15	UNC Asheville (10)	L	3	4
3/18	at Appalachian State *	L	2	5
3/18	at Appalachian State (10) *	W	12	6
3/19	at Appalachian State *	L	12	13
3/25	Furman *	L	13	24
3/25	Furman *	L	5	8
3/26	Furman *	L	9	13
3/28	Georgia State	L	8	21
3/29	Georgia State	W	5	4
4/1	Wofford *	W	5	3
4/1	Wofford *	W	9	4
4/2	Wofford *	W	12	8
4/4	at #8 Clemson	L	7	11
4/7	College of Charleston *	L	1	4
4/8	College of Charleston *	L	5	10
4/9	College of Charleston *	W	15	6
4/14	at East Tennessee State *	L	6	12
4/15	at East Tennessee State *	L	2	3
4/16	at East Tennessee State *	L	4	5
4/18	at Tennessee (10)	L	4	5
4/22	Elon	L	4	10
4/22	Elon (7)	W	3	1
4/23	Elon	L	9	11
4/26	vs. #7 Clemson @	L	4	13
4/29	at Davidson *	L	3	4
4/30	at Davidson * (7)	W	15	4
4/30	at Davidson *	L	2	3
5/6	at Georgia Southern *	L	7	8
5/6	at Georgia Southern *	L	5	6
5/7	at Georgia Southern (10) *	L	5	6
5/13	at UNC Asheville	W	7	4
5/14	vs. UNC Asheville @	W	8	5

* - Southern Conference Game
@ - Played at McCormick Field in Asheville, N.C.

11-TIME SOUTHERN CONFERENCE BASEBALL REGULAR SEASON CHAMPION ♦ 9-TIME SOUTHERN CONFERENCE BASEBALL TOURNAMENT CHAMPION

11 NCAA TOURNAMENT APPEARANCES: 1985 ♦ 1986 ♦ 1987 ♦ 1988 ♦ 1989 ♦ 1992 ♦ 1993 ♦ 1994 ♦ 1997 ♦ 2003 ♦ 2007

2001 - 30-26 overall; 18-11 SoCon

Head Coach: Todd Raleigh, 2nd season (45-64, 26-33)

2/2	at #11 Auburn	L	1	14
2/3	at #11 Auburn	L	2	4
2/4	at #11 Auburn	L	4	5
2/9	at #23 East Carolina	L	5	9
2/10	at #23 East Carolina	L	0	6
2/11	at #23 East Carolina	L	1	12
2/17	Wright State	W	15	2
2/18	Wright State	L	12	13
2/18	Wright State (7)	W	10	6
2/23	vs. Kent State #	W	9	5
2/24	at Coastal Carolina #	L	2	13
2/25	vs. Delaware #	W	7	6
2/28	UNC Asheville	W	19	10
3/4	at Wofford *	W	10	1
3/4	at Wofford *	L	4	5
3/7	UNC Asheville	W	9	7
3/9	at Coll. of Charleston *	L	2	3
3/10	at Coll. of Charleston *	W	7	3
3/11	at Coll. of Charleston *	L	2	5
3/14	at #19 Tennessee	L	3	6
3/16	UNC Greensboro *	W	10	1
3/17	UNC Greensboro *	L	5	22
3/18	UNC Greensboro *	W	11	9
3/23	Georgia Southern *	W	13	12
3/24	Georgia Southern *	L	3	17
3/25	Georgia Southern *	W	13	8
3/27	#6 Tennessee	L	13	15
3/31	Appalachian State *	W	7	3
3/31	Appalachian State *	W	18	7
4/1	Appalachian State (10) *	L	11	13
4/6	at #23 The Citadel *	L	0	7
4/7	at #23 The Citadel *	W	7	6
4/8	at #23 The Citadel *	W	12	6
4/10	at Georgia State	L	3	4
4/11	at Georgia State	W	13	7
4/13	East Tennessee State *	W	9	8
4/14	East Tennessee State *	L	5	9
4/15	East Tennessee State *	W	8	7
4/18	at UNC Asheville (7)	W	16	1
4/20	at Furman *	L	8	11
4/21	at Furman *	L	1	6
4/22	at Furman *	W	7	5
4/24	at #12 Clemson	L	2	8
4/28	North Carolina A&T (10)	W	13	12
4/28	North Carolina A&T (7)	W	18	4
4/29	North Carolina A&T	W	9	3
5/1	at #18 Georgia	L	2	7
5/2	at UNC Asheville @	W	5	4
5/5	Davidson *	W	8	7
5/5	Davidson *	W	13	7
5/6	Davidson *	W	7	0
5/12	at VMI *	W	5	3
5/12	at VMI *	L	8	15
5/13	at VMI *	W	6	3
5/16	vs. UNC Greensboro ^	L	5	7
5/17	vs. College of Charleston ^	L	7	9

* - Southern Conference Game

@ - Played at Asheville's McCormick Field

- Baseball at the Beach (Myrtle Beach, SC)

^ - Southern Conference Tournament (Charleston, SC)

2002 - 33-23 overall; 20-10 SoCon

Head Coach: Todd Raleigh, 3rd season (78-87, 46-43)

2/16	Wright State	W	14	4
2/16	Wright State (7)	W	18	0
2/17	Wright State	W	9	6
2/22	vs. Virginia Tech !	L	1	5
2/23	vs. Virginia !	W	4	3
2/24	vs. West Virginia !	L	5	12
2/26	at #1 Florida State	L	3	13
2/27	at #1 Florida State	L	0	3
3/3	North Carolina A&T (7)	W	16	3
3/3	North Carolina A&T (7)	W	18	1



Western Carolina returned to the top of the SoCon mountain in 2003, winning both the regular season and tournament championships.

3/6	UNC Asheville	W	6	5
3/6	at UNC Greensboro *	W	2	0
3/9	at UNC Greensboro *	L	11	13
3/10	at UNC Greensboro *	L	8	11
3/16	Wofford *	W	6	3
3/16	Wofford *	W	12	4
3/17	Wofford *	L	10	12
3/20	at Georgia State (10)	L	5	9
3/23	at Appalachian State * (8)	W	26	10
3/23	at Appalachian State * (7)	W	17	3
3/24	at Appalachian State *	W	6	3
3/27	Binghamton (7)	W	17	4
3/28	Binghamton	W	10	7
3/29	Furman *	W	8	3
3/30	Furman *	W	7	6
3/31	Furman *	W	11	3
4/2	UNC Asheville	W	9	6
4/5	The Citadel *	L	3	8
4/6	The Citadel *	L	0	7
4/7	The Citadel *	W	2	1
4/10	at #4 Georgia Tech	L	1	2
4/12	at #34 C of Charleston *	L	3	7
4/13	at #34 C of Charleston (13) *	W	8	7
4/14	at #34 C of Charleston (11) *	W	13	9
4/16	at #1 Clemson	L	9	13
4/17	Tennessee Tech	W	11	7
4/20	at Davidson *	L	4	5
4/20	at Davidson *	W	4	0
4/21	at Davidson (10) *	W	4	1
4/23	at Georgia	L	11	18
4/26	at Georgia Southern *	L	2	4
4/27	at Georgia Southern *	W	6	3
4/28	at Georgia Southern *	W	14	11
5/4	VMI (7) *	W	10	0
5/5	VMI *	W	6	2
5/5	VMI *	L	4	7
5/10	at East Tennessee State *	W	16	3
5/11	at East Tennessee State *	W	7	6
5/12	at East Tennessee State *	L	10	16
5/14	Winthrop	L	2	3
5/15	#1 Clemson	L	4	12
5/19	UNC Asheville @ (7)	L	2	3
5/19	UNC Asheville @ (7)	W	1	0
5/22	vs. Wofford ^	W	9	2
5/23	vs. College of Charleston ^	L	0	3
5/24	vs. UNC Greensboro (10) ^	L	4	6

* - Southern Conference Game

! - Berkley Electric Shootout (Charleston, SC)

^ - Southern Conference Tournament (Charleston, SC)

@ - Played at Asheville's McCormick Field

2003 - 43-21 overall; 22-8 SoCon

Head Coach: Todd Raleigh, 4th season (121-108, 68-51)

- SOUTHERN CONFERENCE REGULAR SEASON CHAMPION -

- SOUTHERN CONFERENCE TOURNAMENT CHAMPION -

2/8	at Coastal Carolina	L	3	8
2/9	at Coastal Carolina	L	3	4
2/12	High Point	W	11	1
2/14	at #31 East Carolina	L	4	6
2/14	at #31 East Carolina	L	2	4
2/15	at #31 East Carolina	L	1	2
2/22	Wright State	W	7	6
2/22	Wright State	W	6	1
2/23	Wright State	W	13	3
3/1	Liberty	W	9	6
3/1	Liberty	W	9	8
3/2	Liberty	W	4	3
3/5	UNC Asheville	W	6	5
3/7	The Citadel (10) *	W	8	7
3/8	The Citadel *	L	3	7
3/9	The Citadel *	W	8	5
3/11	at Gardner-Webb	W	8	3
3/12	at #6 South Carolina	L	2	5
3/14	at Davidson (7) *	W	11	0
3/15	at Davidson *	W	5	4
3/16	at Davidson *	W	9	0
3/18	at UNC Asheville (11)	L	2	3
3/21	East Tennessee State *	W	20	1
3/22	East Tennessee State *	W	13	12
3/23	East Tennessee State *	W	9	5
3/25	#10 CLEMSON	W	9	5
3/28	at Furman *	W	3	2
3/29	at Furman *	W	6	5
3/30	at Furman *	L	2	4
4/1	at #15 Clemson	L	3	5
4/4	Georgia Southern *	W	7	5
4/5	Georgia Southern *	W	16	1
4/6	Georgia Southern *	W	12	2
4/12	at UNC Greensboro *	L	4	5
4/12	at UNC Greensboro *	L	1	6
4/16	at UNC Greensboro *	L	2	14
4/15	Tennessee Tech	W	12	4
4/16	Gardner-Webb	L	7	11
4/18	VMI *	W	16	3
4/19	VMI *	W	11	7
4/20	VMI *	W	14	9
4/22	Georgia State	W	21	10
4/23	Georgia State (10)	W	9	7
4/29	at #26 Oklahoma State	W	12	5
4/30	at #26 Oklahoma State	W	15	9

11-TIME SOUTHERN CONFERENCE BASEBALL REGULAR SEASON CHAMPION ♦ 9-TIME SOUTHERN CONFERENCE BASEBALL TOURNAMENT CHAMPION

11 NCAA TOURNAMENT APPEARANCES: 1985 ♦ 1986 ♦ 1987 ♦ 1988 ♦ 1989 ♦ 1992 ♦ 1993 ♦ 1994 ♦ 1997 ♦ 2003 ♦ 2007

5/3	at Wofford *	W	17	5
5/3	at Wofford *	W	11	1
5/4	at Wofford *	W	6	5
5/11	Appalachian State *	L	7	12
5/11	Appalachian State *	W	10	5
5/12	Appalachian State *	W	10	8
5/13	at Tennessee Tech	L	5	7
5/16	at College of Charleston *	W	3	2
5/17	at College of Charleston *	L	2	3
5/18	at College of Charleston *	L	2	3
5/21	vs. Davidson ^	W	14	0
5/22	vs. Furman ^	W	6	0
5/24	vs. Georgia Southern ^	W	1	0
5/25	vs. Georgia Southern (11) ^	L	4	8
5/25	vs. Georgia Southern ^	W	6	5
5/30	vs. #19 Va. Commonwealth \$	L	0	6
5/31	vs. Le Moyne \$	W	9	5
5/31	vs. #19 Va. Commonwealth \$	W	2	0
6/1	vs. #12 North Carolina State \$ (14)	L	4	6

ALL CAPS - First Night Game Played at Childress Field
 * - Southern Conference Game
 ^ - Southern Conference Tournament (Charleston, SC)
 \$ - NCAA Wilson Regional (Wilson, NC)

2004 - 28-31 overall; 12-18 SoCon
 Head Coach: Todd Raleigh, 5th season (149-139, 80-69)

2/13	at #12 Auburn	L	4	5
2/14	at #12 Auburn	L	1	4
2/15	at #12 Auburn	L	0	6
2/21	Wright State	L	6	8
2/21	Wright State (7)	W	14	1
2/22	Wright State	W	14	0
2/28	Wagner	W	17	11
2/28	Wagner	W	15	3
2/29	Wagner	W	12	4
3/4	at Wake Forest	L	4	16
3/6	Miami (Ohio)	W	12	11
3/6	Miami (Ohio)	W	14	12
3/7	Miami (Ohio)	L	8	12
3/9	at #17 Georgia Tech	L	3	4
3/10	at #17 Georgia Tech	W	9	5
3/12	College of Charleston *	L	3	19
3/13	College of Charleston *	L	10	11
3/14	College of Charleston *	L	0	7
3/16	at Gardner-Webb	W	11	2
3/19	at The Citadel *	L	0	4
3/20	at The Citadel *	L	3	6
3/21	at The Citadel *	L	3	6
3/24	at Tennessee Tech	L	12	13
3/26	Davidson *	L	4	5
3/27	Davidson *	W	12	10
3/28	Davidson (10) *	W	3	2
3/30	at Georgia State (13)	W	10	9
3/31	at Georgia State	L	10	11
4/3	at East Tennessee State *	W	8	4
4/3	at East Tennessee State *	W	8	4
4/4	at East Tennessee State *	L	3	4
4/9	Furman *	W	9	6
4/10	Furman *	W	10	4
4/11	Furman *	W	8	6
4/16	at Georgia Southern *	L	5	6
4/17	at Georgia Southern *	L	5	6
4/18	at Georgia Southern *	L	0	3
4/21	at #17 Clemson	L	7	8
4/23	UNC Greensboro *	L	7	9
4/24	UNC Greensboro *	L	0	7
4/27	Tennessee Tech	W	12	3
4/30	at Elon *	W	8	6
5/1	at Elon *	L	8	11
5/2	at Elon *	L	4	9
5/11	at UNC Asheville	L	5	12
5/12	at UNC Asheville	W	9	1
5/14	Wofford *	W	4	3
5/15	Wofford *	W	6	4
5/16	Wofford *	W	8	2
5/19	Gardner-Webb (11)	W	4	3

5/22	at Appalachian State *	W	10	8
5/22	at Appalachian State *	L	4	5
5/23	at Appalachian State *	L	11	18
5/26	vs. #30 College of Charleston ^	W	4	3
5/27	vs. Elon ^	W	7	6
5/28	at The Citadel ^	W	5	2
5/29	at The Citadel ^	L	2	9
5/30	at The Citadel ^	L	1	8

* - Southern Conference Game
 ^ - Southern Conference Tournament (Charleston, SC)

2005 - 33-23 overall; 18-12 SoCon
 Head Coach: Todd Raleigh, 6th season (182-162, 98-81)

2/19	Wright State	W	9	5
2/19	Wright State (7)	L	0	12
2/20	Wright State	W	8	5
2/25	at #7 Rice !	L	1	9
2/27	vs. New Mexico (12) !	W	14	13
2/27	at #7 Rice !	L	4	8
3/4	vs. Kent State %	W	4	1
3/5	vs. James Madison %	W	4	3
3/6	at #23 Coastal Carolina %	L	3	4
3/9	Georgia State	W	3	1
3/9	Georgia State	W	12	7
3/11	Appalachian State *	W	9	4
3/12	Appalachian State *	W	14	6
3/13	Appalachian State *	W	10	9
3/15	at UNC Asheville	W	8	5
3/18	at #18 College of Charleston *	L	1	2
3/19	at #18 College of Charleston *	L	8	9
3/20	at #18 College of Charleston *	L	5	17
3/23	UNC Asheville	W	7	6
3/25	The Citadel *	W	15	1
3/26	The Citadel *	L	7	8
3/26	The Citadel *	W	10	9
3/29	at #1 Georgia Tech	W	8	5
3/30	Brown	L	6	10
3/31	Brown (7)	W	18	9
4/1	at Davidson *	L	2	5
4/2	at Davidson *	W	13	11
4/3	at Davidson *	W	7	4
4/6	UNC Asheville	W	8	3
4/8	East Tennessee State *	W	13	3
4/9	East Tennessee State *	L	3	4
4/10	East Tennessee State *	W	9	8
4/12	Clemson \$	L	4	7
4/15	at Furman *	L	2	14
4/16	at Furman *	L	0	12
4/17	at Furman *	L	2	8
4/19	at Clemson	L	1	10
4/22	Georgia Southern *	L	5	17
4/23	Georgia Southern *	W	11	6
4/24	Georgia Southern *	L	5	6
4/29	at UNC Greensboro *	W	3	1
4/30	at UNC Greensboro *	W	8	7
5/1	at UNC Greensboro *	L	5	6
5/7	Elon *	W	7	2
5/8	Elon *	W	9	4
5/9	Elon *	W	12	10
5/11	at Georgia	W	2	1
5/13	Charleston Southern	L	8	13
5/14	Charleston Southern	W	6	5
5/17	Gardner-Webb	L	7	12
5/20	at Wofford *	W	7	2
5/21	at Wofford *	W	10	3
5/22	at Wofford *	W	10	7
5/25	at The Citadel ^	W	6	1
5/26	vs. Georgia Southern ^	L	2	7
5/27	vs. #20 College of Charleston ^	L	4	11

* - Southern Conference Game
 ! - Rice Invitational (Houston, Texas)
 % - Coastal Carolina Toumey (Conway, SC)
 \$ - Game was started 4/12; Halted in bottom of 4th due to rain. Resumed 4/19 at Clemson
 ^ - Southern Conference Tournament (Charleston, SC)

2006 - 33-27 overall; 14-13 SoCon
 Head Coach: Todd Raleigh, 7th season (215-189, 112-94)

2/19	Butler (10)	L	3	5
2/19	Butler (7)	W	4	2
2/24	vs. South Florida # (13)	L	3	4
2/25	at Stetson #	W	4	3
2/26	vs Illinois #	W	14	13
2/28	UNC Asheville	W	16	5
3/3	at Charleston Southern	L	11	15
3/4	at Charleston Southern	L	4	7
3/5	at Charleston Southern	W	11	1
3/7	at UNC Wilmington	L	2	3
3/8	at UNC Wilmington	L	4	5
3/10	at Elon *	L	10	13
3/11	at Elon *	W	6	1
3/12	at Elon *	L	3	16
3/15	at #20 Georgia	L	0	11
3/18	Princeton	W	10	3
3/18	Princeton	W	13	8
3/19	Princeton (12)	W	10	8
3/21	Hartford	W	24	12
3/21	Hartford	W	11	0
3/22	Gardner-Webb	W	8	4
3/24	Wofford *	W	9	8
3/25	Wofford *	W	11	7
3/26	Wofford *	W	20	10
3/28	at #3 Georgia Tech	L	5	19
3/31	at Appalachian State *	W	11	0
4/1	at Appalachian State *	L	3	4
4/2	at Appalachian State *	W	15	4
4/4	at #7 Clemson	W	8	6
4/7	at Georgia Southern *	L	0	17
4/9	at Georgia Southern *	L	1	7
4/9	at Georgia Southern *	W	4	2
4/11	#5 Clemson !	L	3	8
4/14	#17 College of Charleston *	L	1	17
4/15	#17 College of Charleston *	L	6	14
4/16	#17 College of Charleston *	W	5	4
4/18	East Tennessee State	W	7	1
4/21	at The Citadel *	L	4	5
4/23	at The Citadel *	W	8	5
4/24	at The Citadel *	L	3	4
4/25	at Georgia	W	7	5
4/26	at Gardner-Webb	L	5	10
4/28	Davidson *	W	6	0
4/29	Davidson *	L	6	12
4/30	Davidson *	W	5	3
5/5	UNC Greensboro *	W	8	3
5/6	UNC Greensboro *	W	5	2
5/7	UNC Greensboro *	L	6	10
5/10	at Tennessee	L	2	7
5/12	Kennesaw State	W	6	3
5/13	Kennesaw State	W	5	4
5/14	Kennesaw State	W	9	7
5/16	East Tennessee State	L	8	16
5/19	Furman *	L	4	5
5/20	Furman *	W	7	5
5/20	Furman *	L	6	10
5/24	vs Furman ^	W	14	1
5/25	vs #28 College of Charleston ^	L	0	1
5/26	vs Georgia Southern ^	W	13	3
5/26	at The Citadel ^	L	2	4

* - Southern Conference Game
 # - Stetson Invitational (DeLand, Fla.)
 ! - Prior to game, WCU retired the number 23 of Hall of Fame player and coach Keith LeClair before a record crowd of 2,823
 ^ - Southern Conference Tournament (Charleston, SC)

11-TIME SOUTHERN CONFERENCE BASEBALL REGULAR SEASON CHAMPION ♦ 9-TIME SOUTHERN CONFERENCE BASEBALL TOURNAMENT CHAMPION

11 NCAA TOURNAMENT APPEARANCES: 1985 ♦ 1986 ♦ 1987 ♦ 1988 ♦ 1989 ♦ 1992 ♦ 1993 ♦ 1994 ♦ 1997 ♦ 2003 ♦ 2007

2007 - 42-20 overall; 20-7 SoCon

Head Coach: Todd Raleigh, 8th season (257-207, 132-101)
- SOUTHERN CONFERENCE REGULAR SEASON CHAMPION -

2/16	at Kennesaw State	W	9	6
2/17	at Kennesaw State	W	10	6
2/18	at Kennesaw State	L	3	5
2/23	Connecticut	W	16	5
2/24	Connecticut	L	1	8
2/25	Connecticut	W	12	1
2/27	at #14 Georgia Tech	W	10	7
3/2	vs. #20 N.C. State %	W	6	5
3/3	vs. #12 Pepperdine %	L	1	3
3/4	at East Carolina %	L	2	3
3/6	at East Tennessee State	W	7	4
3/7	Mercer	L	10	13
3/9	Xavier	W	9	4
3/10	Xavier	L	12	17
3/11	Xavier	W	14	7
3/13	at Georgia	W	3	1
3/14	UNC Asheville	L	6	7
3/16	Columbia	W	10	9
3/17	Columbia	W	17	11
3/18	Columbia	W	14	6
3/20	#6 Clemson	W	6	3
3/23	at College of Charleston*	L	6	7
3/24	at College of Charleston*	L	8	18
3/25	at College of Charleston*	L	7	18
3/28	at #11 Clemson	L	6	15
3/30	The Citadel*	W	7	3
3/31	The Citadel*	W	12	5
4/1	The Citadel*	W	18	3
4/5	at Davidson*	W	13	11
4/6	at Davidson*	W	10	4
4/7	at Davidson*	W	2	1
4/10	at UNC Asheville	W	12	6
4/13	at UNC Greensboro*	W	5	2
4/14	at UNC Greensboro*	W	11	1
4/14	at UNC Greensboro*	L	4	9
4/18	East Tennessee State	W	7	3
4/20	Elon*	W	4	2
4/21	Elon*	W	4	3
4/22	Elon*	W	5	4
4/24	at High Point	W	15	8
4/25	Georgia	L	7	12
4/27	at Furman*	L	3	5
4/28	at Furman*	W	12	4
4/29	at Furman*	W	8	5
5/4	Appalachian State*	W	6	0
5/5	Appalachian State*	W	13	7
5/6	Appalachian State*	L	3	6
5/8	at Ohio State	W	7	3
5/9	at Ohio State	W	12	2
5/11	at Wofford*	W	26	12
5/12	at Wofford*	W	21	3
5/13	at Wofford*	W	14	1
5/15	High Point	W	4	0
5/17	Georgia Southern*	W	4	1
5/18	Georgia Southern*	W	8	3
5/19	Georgia Southern*	L	2	5
5/23	at The Citadel ^	L	2	7
5/24	vs Georgia Southern ^	L	5	6
6/1	vs. #28 East Carolina \$	L	8	9
6/2	vs. Jacksonville \$	W	7	0
6/3	vs. #28 East Carolina \$	W	9	5
6/4	at #3 North Carolina \$	L	5	6

* - Southern Conference Game

% - Keith LeClair Classic (Greenville, N.C.)

^ - Southern Conference Tournament (Charleston, S.C.)

\$ - NCAA Chapel Hill Regional (Chapel Hill, N.C.)

2008 - 29-28 overall; 14-13 SoCon

Head Coach: Bobby Moranda, 1st season (29-28, 14-13)

2/22	Marshall	L	9	14
2/23	Marshall	W	11	5
2/24	Marshall	W	12	8



2/29	vs. West Virginia %	L	7	8
3/1	vs. George Mason %	L	6	12
3/2	vs. Marshall %	W	9	7
3/2	at #26 Coastal Carolina %	L	1	7
3/4	at #19 Georgia Tech	L	1	4
3/6	vs. Michigan State \$	L	3	5
3/7	vs. Creighton \$	W	11	8
3/8	at #4 Rice \$	L	11	12
3/11	at #4 Vanderbilt	L	3	5
3/12	at #4 Vanderbilt	L	4	11
3/16	Hartford	W	32	3
3/16	Hartford	W	5	3
3/17	Hartford	L	7	8
3/18	at Georgia	L	3	8
3/21	at Georgia Southern *	L	10	19
3/22	at Georgia Southern *	L	12	13
3/23	at Georgia Southern *	L	12	15
3/25	East Tennessee State	W	12	11
3/26	at UNC Asheville @	W	12	10
3/28	UNC Greensboro *	W	17	2
3/29	UNC Greensboro *	L	3	7
3/30	UNC Greensboro *	W	9	5
4/1	at Gardner-Webb	W	13	6
4/2	UNC Asheville	W	10	7
4/5	Davidson *	W	22	7
4/5	Davidson *	W	10	8
4/6	Davidson *	W	8	4
4/8	at #14 South Carolina	L	6	9
4/11	at Elon *	L	1	16
4/12	at Elon * (11)	L	2	3
4/13	at Elon *	W	6	3
4/15	at Clemson	W	6	2
4/18	at Appalachian State *	L	2	6
4/20	at Appalachian State *	L	8	12

4/20	at Appalachian State * (10)	W	5	4
4/22	Clemson	L	0	6
4/23	at Mercer (10)	W	8	7
4/25	Furman *	L	2	4
4/26	Furman *	L	4	13
4/27	Furman *	L	5	6
4/29	at Tennessee	W	5	2
4/30	Gardner-Webb	W	8	0
5/2	Wofford *	W	5	3
5/3	Wofford *	W	16	8
5/4	Wofford *	W	9	4
5/9	at The Citadel *	W	11	3
5/10	at The Citadel * (10)	W	5	2
5/10	at The Citadel *	W	11	2
5/16	College of Charleston *	L	4	10
5/16	College of Charleston *	L	9	20
5/17	College of Charleston *	W	13	12
5/20	vs. Davidson ^ (12)	W	11	10
5/21	vs. College of Charleston ^	L	4	5
5/22	vs. Appalachian State ^	L	5	10

* - Southern Conference Game

% - Coastal Carolina Bash at the Beach (Myrtle Beach, SC)

\$ - Rice Invitational (Houston, Texas)

@ - Game played at Asheville's McCormick Field

^ - Southern Conference Tournament (Charleston, SC)

The Western Carolina Baseball files only date back to 1961 ... Any additional information may be forwarded to the WCU Athletics Department and Office of Media Relations for inclusion.

WESTERN CAROLINA BASEBALL RECORD BOOK – ALL-TIME SERIES RECORDS

OPPONENT	W	L	T	Last	Strk
APPALACHIAN STATE	67	39	0	2008	L-1
Allen	2	0	0	1971	W-2
Arizona State	0	1	0	1994	L-1
Armstrong State	2	1	0	1970	L-1
Auburn	6	19	0	2004	L-8
Augusta	1	2	0	1991	L-1
Austin Peay	2	1	0	1983	W-1
Barton	0	2	0	1969	L-2
Binghamton	2	0	0	2002	W-2
BOWLING GREEN	FIRST MEETING				
BRIGHAM YOUNG	0	1	0	1993	L-1
Brown	1	1	0	2005	W-1
Butler	1	1	0	2006	W-1
Campbell	24	21	0	1989	W-1
Carson-Newman	16	7	0	1990	W-5
Catawba	1	2	0	1969	L-1
Central Florida	0	6	0	1996	L-6
Charleston (W.Va.)	0	1	0	1992	L-1
Charleston Southern	9	6	1	2006	W-1
Chattanooga	4	6	0	1982	L-2
THE CITADEL	68	53	0	2008	W-3
CLEMSON	12	50	0	2008	L-1
Coastal Carolina	1	7	0	2008	L-7
COL. OF CHARLESTON	10	27	0	2008	L-1
Columbia	3	0	0	2007	W-3
Connecticut	2	1	0	2007	W-1
Creighton	1	0	0	2008	W-1
DAVIDSON	76	23	0	2008	W-8
Delaware	1	0	0	2001	W-1
Duke	3	1	0	1975	L-1
East Carolina	2	14	0	2007	W-1
EAST TENNESSEE ST.	55	28	0	2008	W-3
EASTERN KENTUCKY	20	9	0	1990	W-5
ELON	14	10	0	2008	W-1
Emory & Henry	1	0	0	1970	W-1
Erskine	12	8	0	1982	W-3
Fairfield	2	1	0	N/A	N/A
Florida	3	9	0	1990	L-2
Florida International	2	3	0	1984	L-1
Florida State	1	4	0	2002	L-4
Francis Marion	2	3	0	1982	W-1
FURMAN	82	28	0	2008	L-3
GARDNER-WEBB	8	3	0	2008	W-2
George Mason	2	3	1	2008	L-1
Georgia	17	35	0	2008	L-2
GEORGIA SOUTHERN	40	45	0	2008	L-4
Georgia State	8	6	0	2005	W-2
GEORGIA TECH	15	17	0	2008	L-1
Grand Canyon	1	1	0	1993	L-1
Greensboro College	1	0	0	1994	W-1
Guilford	1	0	0	1969	W-1
Hartford	4	1	0	2008	L-1
HIGH POINT	22	7	1	2007	W-4
Illinois	1	1	0	2006	W-1
Indiana State	0	1	0	1989	L-1
Jacksonville	1	2	0	2007	W-1
Jacksonville State	2	1	0	1997	W-1
James Madison	1	0	0	2005	W-1
KENNESAW STATE	5	1	0	2007	L-1

OPPONENT	W	L	T	Last	Strk
Kent State	3	2	0	2005	W-2
Kentucky	1	0	0	1998	W-1
LaSalle	0	1	0	1985	L-1
Lehigh	0	1	0	1970	L-1
Lenoir-Rhyne	6	0	0	1995	W-6
LeMoynes	1	0	0	2003	W-1
Liberty	6	0	0	2003	W-6
Lincoln Memorial	2	0	0	1994	W-2
Louisiana State	0	1	0	1993	L-1
Maine	1	4	0	1991	L-2
Marist	1	0	0	1997	W-1
Mars Hill	7	3	0	1976	L-1
Marshall	38	14	0	2008	W-4
Maryville	1	0	0	1971	W-1
Mercer	1	1	0	2008	W-1
Miami (Fla.)	2	5	0	1994	L-3
Miami (Ohio)	5	1	0	2004	L-1
Michigan State	0	1	0	2008	L-1
Milligan	5	0	0	1996	W-5
Mississippi State	1	2	0	1989	L-2
Montreat	2	0	0	1996	W-2
Morehead State	2	1	0	1997	W-1
New Mexico	1	0	0	2005	W-1
Newberry	6	0	0	1972	W-6
North Carolina	2	12	0	2007	L-5
North Carolina A&T	8	0	0	2002	W-8
UNC ASHEVILLE	43	22	0	2007	W-1
UNC CHARLOTTE	7	6	0	1994	W-2
UNC GREENSBORO	17	23	0	2008	W-1
UNC Wilmington	14	7	0	2006	L-2
North Carolina State	8	25	0	2007	W-1
Northwestern	3	0	0	1992	W-3
Ohio	3	0	0	1983	W-3
Ohio State	6	5	0	2007	W-2
Oklahoma State	2	2	0	2003	W-2
Old Dominion	4	7	0	1997	L-1
Pembroke State	4	3	0	1981	W-1
Pepperdine	0	1	0	2007	L-1
Pfeiffer	1	1	0	1969	W-1
Piedmont	5	1	0	1992	W-5
Presbyterian	2	0	0	1992	W-2
Princeton	3	0	0	2006	W-3
Providence	0	1	0	1990	L-1
Purdue	1	0	0	1987	W-1
Radford	4	1	0	1992	W-4
Rice	0	3	0	2008	L-3
Richmond	4	1	0	1998	N/A
SAMFORD	FIRST MEETING				
SAN DIEGO	FIRST MEETING				
St. Bonaventure	2	0	0	1998	W-2
St. John's	3	1	0	1999	L-1
Salem (W.Va.)	13	5	0	1980	W-8
Slippery Rock	9	0	0	1984	W-9
South Carolina	6	24	0	2008	L-3
South Carolina State	7	1	0	1974	W-3
USC Aiken	3	7	0	1994	W-1
USC Spartanburg	6	2	0	1989	W-3
SOUTHERN CAL (USC)	FIRST MEETING				
South Florida	4	4	0	2006	L-2

OPPONENT	W	L	T	Last	Strk
So. Illinois-Edwardsville	1	0	0	1978	W-1
Stanford	1	0	0	1992	W-1
Stetson	4	2	0	2006	W-4
TENNESSEE	3	16	0	2008	W-1
TENNESSEE TECH	11	3	0	2004	L-1
Texas A&M	0	1	0	1988	L-1
Toledo	0	4	0	1973	L-4
Troy State	3	1	0	1995	L-1
Vanderbilt	0	4	0	2008	L-4
Virginia	1	0	0	2002	W-1
Virginia Commonwealth	2	1	0	2003	W-1
Virginia Military Institute	55	15	0	2003	W-3
Virginia Tech	5	10	1	2002	L-4
Voorhees	2	0	0	1972	W-2
Wagner	3	0	0	2004	W-3
Wake Forest	3	3	0	2004	W-1
Western Kentucky	2	0	0	1990	W-2
Western Maryland	1	1	0	1974	L-1
West Liberty State	1	0	0	1981	W-1
West Virginia	0	2	0	2008	L-2
West Virginia State	8	3	0	1981	W-1
William & Mary	4	0	0	1998	W-4
Winthrop	12	4	0	2002	L-1
WOFFORD	48	13	0	2008	W-16
Wright State	32	9	0	2005	W-1
Xavier	2	1	9	2007	W-1
Yale	0	1	0	1973	L-1

WCU SERIES HISTORY IN NCAA REGIONALS	W	L	T	Last	Strk
Arizona State	0	1	0	1994	L-1
Auburn	0	1	0	1997	L-1
East Carolina	1	1	0	2007	W-1
Florida State	1	2	0	1992	L-2
Georgia Tech	0	1	0	1986	L-1
Indiana State	0	1	0	1989	L-1
Jacksonville	1	0	0	2007	W-1
Kent State	1	1	0	1993	L-1
La Salle	0	1	0	1985	L-1
Le Moyne	1	0	0	2003	W-1
Louisiana State	0	1	0	1993	L-1
Marist	1	0	0	1997	W-1
Miami (FL)	1	1	0	1993	W-1
Mississippi State	1	2	0	1989	L-2
North Carolina	0	1	0	2007	L-1
North Carolina State	0	1	0	2003	L-1
Oklahoma State	0	2	0	1987	L-2
Old Dominion	1	0	0	1985	W-1
Purdue	1	0	0	1987	W-1
South Carolina	0	1	0	1985	L-1
South Florida	0	1	0	1997	L-1
St. Johns	1	0	0	1985	W-1
Stanford	1	0	0	1992	W-1
Tennessee	0	1	0	1994	L-1
Texas A&M	0	1	0	1988	L-1
Virginia Commonwealth	1	1	0	2003	W-1

WESTERN CAROLINA BASEBALL RECORD BOOK – ALL-TIME LETTER WINNERS

– THE A's –

Adair, Rick 1977-79
 Adams, Charles 1941
 Ahearn, Chris 2005
 Aiello, Bobby 1972
 Allen, Billy 1992
 Allison, Steve 1990-91
 Amos, Lynn 1987-88
 Anderson, Willis 1957-60
 Ardrey, Sam 1938-40
 Arnette, Johnny Mack 1954

– THE B's –

Bailey, Phil 1958
 Bain, Brian 1995-98
 Baker, Adam 2007
 Baldwin, Kevin 1995-96
 Ball, David 1977-79
 Ballance, Bobby 1957-60
 Ballard, Danny 1955
 Ballard, Dave 1955
 Baquer, Bryan 1983
 Barile, Jordan 1991
 Barkley, Steve 1967-70
 Barnes, Brian 2002-05
 Barnhorst, Howard 1948
 Barnwell, Alex 1981-84
 Barnwell, Don 1962
 Barnwell, Howard 1938-41
 Barrow, Martin 1995-98
 Bartlett, Rodney 1961-62
 Basner, Ryan 2000-03
 Baxter, Mark 1980
 Beacham, Wade 1997
 Beck, Alan 2000-03
 Beddingfield, Jim 1957-58
 Belcolle, Chris 1994-96
 Bellomo, Kevin 1988-91
 BENEDICT, MATT 2008-PRES.
 Bennett, Bill 1952-53
 Bentley, Wes 1999-2000
 Bethel, Bobby 1994-95
 Beverlin, Jason 1992-94
 Biggs, Tracy 1997-2000
 Blair, Leslie 1959
 Blake, Dennis 1974-77
 Booth, John 1968-71
 Bowles, Gene 1970-72
 Bowman, Randy 1979
 Boyd, Billy 1978-80
 Bracken, Cary 1975
 Bradburn, C. Wayne 1941-46
 Bradley, Dwayne 1989-92
 Brady, Robert 1960
 Brandon, Tom 1961
 Bratcher, Toby 1981
 Bright, Don 1971-73
 Brigman, Bill 1961
 Brittain, Grant 1987-90
 Brock, McDonald 1942
 Brogden, Jim 1953-54, '56-57
 Brooks, Craig 1983-86
 Brooks, Eric 1986
 Brooks, P.J. 1986-87
 Brown, Bobby 1973
 Brown, Freddy 1976-79
 Brown, George 1942, '48-49
 Bruce, Jeremy 1997-98
 Bryant, George 1954-55
 Bryant, Jennings 1939-40
 Buchanan, Todd 2000-03
 Buda, Mike 2005-06
 Bullins, Jim 1965-68
 Bunting, Jim 1966
 Burns, Ronnie 1950
 Burton, Jared 2000-02

Burwell, J.P. 1994-97
 Bush, Andy 1996
 Byrd, Bruce 1965-66
 Byrd, Cary 1960

– THE C's –

Cagle, O.V. 1951-53, '55
 Caldwell, Cecil 1963-67
 Camac, Joe 2000-03
 Cantrell, John 1977
 Capobianco, E.G. 1992-93
 Carlton, Wayne 1955
 Carpenter, Willie 1977-80
 Carson, Kyle 1981-82
 Carson, Mike 1984-87
 Carswell, Danny 1972-75
 Carter, Darryl 1991-92
 Carter, Artis 1950
 Carter, Mike 1980
 Carter, Mike 1957-58
 Case, Kevin 1981
 Caskey, Jerry 1960-63
 Chamberlain, Jody 1981-82
 Chamee, Steve 1979-80
 Champion, Russ 1983
 Chapman, Russ 1992
 Chavers, Sam 1995
 Cherry, Rick 1976
 Christian, Jim 1985
 Clark, Joe 1961
 Clark, Jon 2001
 Clements, Jack 1960-62
 Cloer, Dallas 1955-56
 Cochran, Jimmy 2002-03
 Cockrell, Derek 1993-96
 Cogburn, Barry 1977
 Cole, Ed 1969-70
 Collins, Harold 1942
 Colvin, Robert 1960-61
 Connolly, John 1993-94
 Cooper, Bob 1959
 Corbett, Bryan 2006-08
 Corn, Jackie 2007-08
 Cowan, Leo 1939-40
 Cowan, Ray 1941
 Cox, Joey 1989-92
 Crawford, Charles 1955-57
 Crawford, Doug 1955
 Crawford, Dewey 1981
 Crocker, Lawrence 1949-51
 Crofts, Earl 1961-64
 Crowell, Wayne 1954
 Cunningham, R.L. 1956

– THE D's –

Daniels, Joe 1960-61
 Davidson, Chris 1996-98
 Davidson, Mike 1979-80
 Davis, Bill 1950
 Davis, Chris 2002-05
 Davis, Eddie 1972-74
 Deal, Mike 1967-69
 DE GRAFF, DYLAN 2007-PRES.
 Dellinger, Denny 1965
 Demeree, George 1985
 Derosia, Dan 1992-94
 Deweese, Tim 1974, '76-78
 DiFelice, Mark 1995-98
 DiFelice, Matt 1996
 Dixon, Allen 1959-62
 Doherty, Rob 1990-93
 Donovan, Al 1985
 Downs, John 1968-69
 Drury, Ken 1960
 DuBard, Danny 1977-79
 Duke, Harry 1950

Duncan, Keith 1982
 Dunlap, Mike 1984
 Dunn, Andy 1988-91

– THE E's –

Eads, James 1960
 Ebersole, Keith 1977-78
 Edens, Dick 1950
 Edwick, Denver 2003-04
 Edwards, Roddey 1964-67
 Eldredge, Jim 1984-86
 Ellingburg, Ray 1958
 Ellenburg, Jeremy 2003-06
 Elsesser, Mike 1974
 Eubanks, Tim 1980
 Evans, Jim 1950

– THE F's –

Fairey, Clint 1986-89
 Fann, Waldo 1942
 Feimster, Emmett 1950-52
 Feimster, Tim 1981
 Feilds, McCauley, Jr. 1959
 Fishel, Gary 1972-75
 Fisher, Chip 1983, '85-87
 Fisher, Harry 1956
 Fogleman, Craig 1967
 Foley, Dan 2001-02
 Fonville, Charlie 1981-84
 Ford, Lynn 1967-68
 Foster, John 1950-53
 Foster, Ryan 2000-03
 Foster, Seth 2000-03
 Fowler, Tony 1974-75
 Fox, Buddy 1974-77
 Fox, Dale 1972-75
 Fraser, Joe 1965-67
 Frazier, Morgan 1999-2000
 Frye, Revis 1940-41
 Fugate, James 1953
 Fulbright, Brent 1988-89
 Fulmer, Mark 1973

– THE G's –

Gabrielian, Aaron 2006
 Gaines, Jerry 1975
 Galloway, Grady 1938
 Gambill, Mike 1972
 Game, Bobby 1957-58
 Garcia, Carlos 2003
 Gary, Alex 2002-03
 Gay, Scott 1983-85
 Gayle, Ted 1949-50
 Gaylor, Fred 1942
 Geiger, Jim 1983-84
 Gheen, Tom 1941-42
 Gibson, Sam 1942, '48-49
 Giles, Kelly 1989-90
 Gilmore, Bobby 1973-76
 Giunta, Rich 1995
 Glance, Bill 1950
 Glover, Glenn 1970-73
 Glymph, Danny 1977
 Godfrey, Josh 1998
 Goforth, Leonard 1960-63
 Goldston, Larry 1994-95
 Goldston, Rod 2000-03
 Gonzalez, Luis Mario 1954
 Goodwin, Larry 1971-72
 Gordon, Blake 2000
 Gordon, Robbie 1985-88
 Graham, Jeff 1990-91
 Graham, Joe 1961
 Grande, Jeff 1984-85
 Grant, Shelton 1988-89
 Graves, Tommy 1996

Greene, Jonathan 2005-2007
 Greenwood, Jared 2004-05
 GREER, BRENT 2007-PRES.
 Greeson, Chet 1979-82
 Gregory, Grey 2005-2006
 Grieve, Kevin 1998
 Griffin, Andy 1983-84
 Griffin, Brown 1942
 Griffin, Odell 1939-40
 Griffin, Dwight 1950
 Griffin, U.S. 1950
 Griffith, Reed 1969
 Grindstaff, Gary 1973-76
 Grogan, John 1959
 Grove, Jim 1970-73
 Grundy, Phillip 1991-93
 Gudger, Frank 1940-42
 Gunter, Sam 1959
 Guy, Randy 1972-75

– THE H's –

Hager, Rusty 1978
 Hailey, Freddie 1984-87
 Hall, Ed 1970
 Hall, Nate 2005
 Hallam, Tim 2005-06
 Hampton, Gray 1937-40
 Hamrick, Brad 1998
 Hamrick, Jeremy 2000
 Hannon, Bill 1968
 Hansil, John 1951-54
 Hardin, Frank 1950
 Hare, Ken 1980, '82-84
 Hargett, Ron 1976
 Harp, Gerald 1979
 Harris, Steve 1998
 Harwell, Wayne 1978-79
 Hatley, Mitchell 2006-pres.
 Hawk, Derrick 2003-05
 Hawkins, Chris 1984
 Hawkins, Jerry 1957-58
 Haynes, Jason 2005-08
 Hayes, Tommy 1969-71
 Haynes, Bill 1962, '64-65
 Haynes, Leslie 1959
 Hearrell, Ryan 1993
 Heavner, Bob 1949-50
 Hennon, Rodney 1990-93
 Hensley, McKinley 1942, '48
 Henson, Jody 1992-95
 Hicks, Jerry 1965-66
 Hicks, Mickey 1968-71
 Hicks, Mike 1973-76
 Hicks, Robert 1965-66
 Hill, David 1980-83
 Hilliard, Robert 1961-63
 Hilton, Mike 1990-93
 Holcombe, Bobby 1954-57
 Holland, Greg 2005-2007
 Hollifield, Sonny 1964, '66
 Hollow, Dennis 1983
 Holloway, Ray 1958
 Holshouser, Jeff 1985
 Hooper, Jon 1989
 Hooven, Branan 1989-92
 Hoover, Rob 1998-2002
 Hope, Eddie 1968-70
 Hornaday, Tommy 1950, '53
 Home, Tony 1993-96
 House, Brad 1999-2000
 Howard, Grady 1942
 Howard, Herbert 1938-41
 Howard, William 1942
 Howell, Charles D. 1952-53
 Hudson, Steve 1981
 Huie, Brian 1988-89

Huntington, Ron 1983-86
 Hurst, Roy 1992-94
 Hutchinson, Brian 1996-98
 Hutchinson, John 1952-54
 Hyatt, David 1984-86
 Hyde, Ken 1965-66
 Hyde, Todd 1989-90

– THE I's –

Ibrahim, Jack 1957-59
 Idol, David 1975-76
 Ingle, Don 1979-82
 Ingram, John 2007
 Ivie, Glenn 1963-66

– THE J's –

Jarrett, Bill 1978
 Jarvis, George 1936-38
 JOHN, ANDY 2006-PRES.
 JOHNS, MATT 2008-PRES.
 JOHNSON, BRANDON 2008-PRES.
 Johnson, Charles 1952
 Johnson, Eric 1997-98
 Johnson, Greg 1980-83
 Johnson, Kenneth 1949-50
 Johnson, Tyler 2006-2007
 Jolly, Ed 1964
 Jones, Chip 1991
 Jones, Danny 1964-67
 Jones, Lackie 1966
 Jones, Lewis 1990
 Jones, Preston 1959-60
 Jones, Tom 1942
 Josey, Brad 2002-04
 Joyce, Lon 1967-70

– THE K's –

Kay, Johnny 1977-80
 Kasten, Kasten 2003
 Keener, Harold 1950-51
 Kendrick, Patrick 1990-92
 Keppler, Howard 1961
 Keyes, Stewart 1986-89
 Kibler, Jon 2005
 Kilpatrick, James 1965
 Kimbrell, Jim 1965-67
 Kimel, Jack 1989-92
 Kilmer, Wayne 2003
 King, Fred 1950-51
 King, Wesley 1998
 Kinsey, Mel 1980-83
 Kirby, Aaron 1998-2000
 Kirby, George 1955-56
 KIRKPATRICK, TYLER 2007-PRES.
 Klutz, Mike 1982
 Knight, John 1978
 Koone, Chad 1998
 Koone, Chuck 1997-98
 Koozt, Chip 1974-77
 Kuykendall, Bob 1954
 Kuykendall, Jim 1952-55
 Kyslinger, Dan 1992

– THE L's –

Lackey, Hal 1955
 Lamb, Ed 1959
 Landing, Frank 1976
 Larrimore, Andrew 2005-2007
 Lasher, Ernie 1974-77
 Laughridge, Jim 1971-72
 Lawrence, David 1938-41
 Leagan, Charles 1941-42
 LeClair, Keith 1985-88
 Ledford, Buddy 1957
 Lee, George 1939-40
 Leger, Freddy 1955

WESTERN CAROLINA BASEBALL RECORD BOOK – ALL-TIME LETTER WINNERS

Lethcoe, Johnny 1979
 Lewis, Tommy 1954
 LILES, NICK 2007-PRES.
 Lindley, Owen 1942
 Liner, Fred 1952, '55-56
 Lister, Ted 1992
 Lloyd, Bill 1950
 Lockey, Alfred 1950-51
 Logan, Ronnie 1964-65
 Long, Jason 1998-2000
 Lowman, Leon 1950
 Lundy, Ralph 1971-72
 Lyman, Scott 1990-93
 LYONS, J.C. 2008-PRES.
 Lytle, Ronnie 1963

- THE M's -

Mabe, Paul 1982
 Malchesky, Tom 1988
 Maney, Johnny 1965
 Manis, Mike 1970
 Manning, Mike 1991-94
 MARTIN, COREY 2006-PRES.
 Martin, R.J. 1952-53
 Marvels, Mike 1979
 Mashburn, Cecil 1957-58
 Mashburn, Jeff 1979-82
 Maska, Bob 1964-66
 Massey, Chris 1994-95
 MASTERS, CHRIS 2007-PRES.
 Mathews, Ryan 2008
 Matthews, Jimmy 1956-57
 Mattocks, Glen 1980
 Maxwell, Clark 1994-97
 McAvoy, Jeff 1997
 McCauley, Wayne 1971
 McClure, David 1981-82
 McConnell, Bud 1960-61
 McConnell, Caleb 2004-06
 McCrackine, Travis 1989
 McCrary, Charles 1952-53, '56-57
 McCraw, Reggie 1981-84
 McCullen, Brian 2004-06
 McCurry, Ryan 2000-03
 McDaniel, Trey 2005-06
 McDowell, Brandon 2002-03, '05-06
 McGowan, Mike 2004
 McKay, Dave 1995-98
 McKenzie, Donald 1949-50
 McKinney, Richard 1951
 Mehaffey, Zeb 1957
 Menhart, Paul 1988-90
 Meredith, David 1940-42
 Meredith, Horace 1938-40
 Michalove, Clint 1980-81
 Mikeal, Norris 1970
 Milewski, John 1984-85
 Miller, Luke 2003-05
 Miller, Roger 1968-70
 Minacci, Mike 1991
 Minero, Donovan 2001-02
 Mintz, Doyle 1958-59, '64
 Mitchell, Doug 1980, '82
 Mitchell, Kevin 1991-92
 Mitcham, Joe 2001
 Moody, Realus 1955
 Moore, Arnold 1956-57
 Moore, Chad 1992-96
 Moore, Chris 1996-98
 Moore, DeWayne 1967
 Moore, Greg 1980-83
 Moore, Jason 1995
 Moore, Robert, Jr. 1964
 Morgan, Ken 1961-63
 Morgan, Leonard 1967-69
 Morhardt, Darryl 1983

Moss, B.C. 1940-42
 Moss, Kevin 1995
 Murphy, Blake 2005-08
 Murray, Shannon 1994
 Myers, Charlie 1941
 Myers, Doug 2001-02
 Myers, Jeff 1991-92
 Myers, Tony 1984-87

- THE N's -

Nance, Lee 1979-80
 Naylor, Eric 1989
 Neill, Elmer 1942
 Nelloms, Skip 1985-88
 Nelson, Matt 2003
 Nesbitt, Ray 1953
 Newsom, Tim 1966-69
 Newton, Robert 1966-67
 Nicholson, George 1954-55
 NOTARO, STEPHEN 2008-PRES.

- THE O's -

Obert, Alex 2002-04
 Olson, Clair "Ike" 1942, '46
 Osthoff, Glenn 1984, '86, '88
 OTTONE, DANIEL 2007-PRES.
 Overbay, Wes 1999-2000
 Overcash, Marvin 1953
 Oxendine, Herbert 1938
 OZAR, GARRETT 2008-PRES.

- THE P's -

Page, Bedford 1950
 Pardue, James 1950-52, '56
 Parker, Frank 1950-53
 Parker, Larry 1962-63
 Parker, William 1960-63
 Parks, Wayne 1977-80
 Pash, Joe 1983
 Patterson, Jack 1972-74
 Patton, W. 1938
 Peek, Bill 1940
 Peek, Clyde 1940-41
 Pember, David 1997-98
 Penland, Doug 1964
 Penland, Dustin 2004
 Perry, Dennis 1967
 Pfeil, Mike 1971
 Phillips, Roy 1938-41
 Phytion, James 1959
 Piela, Dave 1988
 Pierce, Maynard 1976
 Pilgrim, Dale 1993-96
 Plemmons, "Spike" 1938-41
 Poarch, Mark 1987-90
 Porter, Brad 1972
 Posey, Drew 1992-94
 Powell, Sam 1958
 Pressley, W. Clyde 1948-50
 Pressley, James 1952
 Pressley, Joe 1950
 Pritchard, Stephen 1992-94
 Price, Benjamin 1941, '47
 Price, Glenn 1942
 Price, Hooper 1940-41
 Price, Joseph C. 1950, '53-54
 Price, Matt 1998-2001
 Pryor, Floyd 1958-60
 Pryor, Harris 1956-59
 Pulliam, Guy 1954
 Pulliam, Rusty 1977
 Pusey, Mike 1978
 Pust, John 1982-85

- THE R's -

Radford, Kyle 1980-82
 Raleigh, Jim 1964-65
 Raleigh, Matt 1989-92
 Raleigh, Todd 1988-91
 Ramsey, Clint 2002-05
 Ramsey, Jerry 1972-75
 Ramshaw, Mike 1989
 Ray, Jim 1959-62
 Ray, Phillip 1941
 Reed, Jerry 1974-77
 Reese, Bob 1941
 Reeser, Mark 1976-79
 Reid, Andy 1985-86
 Reid, Eddie 1962
 Reinicker, Jim 1978-80, '82
 Repass, Bill 1978
 Rexrode, Kevin 1994-95
 Rhinehart, Bill 1962-64
 Rhinehart, Joe 1957
 Rhodes, Raymond 1941-42
 Rhodes, Max 1950, '52, '54-55
 Rhoney, Ben 2000-2001
 Rhyne, Gary 1973-75
 Rice, Jerry 1942, '47
 Rich, Brian 1985
 Rickman, Andy 1984-87
 Rieger, Eddie 1987
 Rigsby, Bill, Jr. 1954
 Riley, Pat 1985-86
 Roane, Michael 2001
 Roberts, Mike 1976
 Robertson, Ralph 1948
 ROBERTSON, RUSSELL 2008-PRES.
 Robertson, Shelby 1938
 Robinson, David Ray 1980-83
 Robinson, Edgar 1968-69
 Robinson, J.J. 1983
 Robinson, Jay 1980
 Rogers, Clarence 1962-64, '66
 Rogers, Darryl 1984-87
 Rogers, Ronald 1950-53
 ROLLISON, REID 2007-PRES.
 Roper, Todd 2001-04
 Rowley, Chris 1994-97
 Royal, Phillip 1959
 Rudder, Robert 1999-2000
 Rushing, Scott 1986-87
 Rynders, Chris 1996-97

- THE S's -

Saberhagen, Drew 2007-08
 Santarelli, Cal 1980
 Saunders, John 1953
 Schade, Ryan 2000-02
 Schreiber, Stan 1978-79
 Scott, Fred 1958
 Seawright, Bobby 1957-58
 Sellers, Joe Jack 1992-95
 Sells, Danny 1958-61
 Selzer, Thomas 1949-52
 Senn, Richie 1987-90
 Sey, Bob 1954
 Sexton, Tyler 2006-08
 Shaft, Barrett 2005-08
 Shamel, Herman 1954
 Champ, Gary 1984-87
 Sherrill, Alex 1952-53
 Sherrill, Dwight 1952-57
 Sherrill, Jeff 1985-87
 Short, Jack 1953-55
 Shuford, Albert 1941-45
 Shumate, Keith 1986-88
 Sigmon, Brian 2001-04
 Silver, Jack 1942
 Simms, Terry 1976

Simpson, R. Ray 1940-41
 Sims, Dale 1976-78
 Sims, Randy 1979-82
 Singleton, Dick 1954
 Sinicki, Tim 1987-88
 Sisk, Jan 1954
 Skinner, Jeff 2001
 Slaughter, Jackie 1984-87
 Sluder, Bob 1950-53
 Smathers, Noland 1968-71
 Smith, Keith 1984-86
 Smith, Kenny 2003-2007
 Smith, Mick 1964
 Smith, Phil 1956
 Smith, Scotty 1962-65
 Smith, Tommy 1973-74
 Smithwick, Austin 1997-2000
 Snyder, Chris 1993
 Snyder, Terry 1974
 Souther, Ray 1968-69
 Spady, Jack 1959, '61, '63
 Stadler, Lin 1980-83
 Stallings, Charles 1950-51, '56-57
 Stein, Andy 1988
 Stevens, Jeff 1986-89
 Stewart, Jerry 1965
 Stewart, Jimmy 1972-75
 Stillwell, Matt 1995-98
 Stoudenmire, Jim 1976
 Strausbaugh, Steven 2005-2007
 Striker, Marc 1991-94
 Stroud, Aaron 1950-52
 Sudderth, Troy 1982-83
 Suttles, Donnie 1996-98
 Sutton, Corey 2007
 Swartzel, Ronnie 1954-57
 Szikszai, Jeff 1996-98

- THE T's -

Tanner, Ronnie 1971
 Tate, Phil 1963-65
 Tatham, Bergin 1972-74
 TAVERNIER, MIKE 2008-PRES.
 Taylor, Brad 1990
 Taylor, Guy 1956-58
 Taylor, Ricky 1994
 Teague, Garnett 1966
 Teague, Marshall 1949-50
 Tebo, Brian 1983-86
 Teeter, James 1959
 Tesh, Rodney 1988-91
 Tharpe, Danny 1963-64
 Thomas, Charles 1998-2000
 Thomas, Mike 1989-91
 Thompson, Ed 1967-70
 Thompson, Jim 1966-69
 Thornburg, Brock 2006-2007
 Thrasher, Matt 1980-83
 Tidick, Mike 1990-94
 Tiger, Matt 1996-97
 Tilley, Charles 1942
 Tolbert, Alex 1994-97
 Tolleson, Wayne 1975-78
 Tomberlin, Hugh 1937-39
 Torres, Chris 1999-2000
 Towery, Mike 1979
 Treadway, Wes 1984
 Tupper, Bryan 2005-06
 Turner, Alfred 1984-85
 Turnrose, Erik 1996-98
 Tuttle, Larry 1954-56
 Tweedie, Brad 1991-93

- THE U's -

Urey, Max 1957
 Ussery, Ira 1952-53
 Uzdilla, Doug 1987-90

- THE V's -

Valley, Tom 1983
 Vestal, Randy 1985
 Volpe, Gary 1986-89
 Volrath, Ray 1954, '57-58

- THE W's -

Waddell, Ken 1960
 Waddell, Scott 1988
 Wagoner, Mike 1977
 Walker, Charles 1960-62
 Wall, Ronnie 1968-71
 Wallace, Herb 1989
 Wallen, J.C. 1961
 Wands, Charlie 1998-2000
 Ward, Carl 1950
 Ward, Frankie 1997-98
 Ward, Heath 1990
 Ward, Larry 1978
 Ward, Scott 2006-2007
 Ware, Joe 1952-55
 Warren, Ed 1986-87
 Warren, Jerry 1978-79
 Wasik, Peter 1983-84
 Waters, Chris 1995-98
 Watson, Flip 1973-76
 Watson, Nat 1975
 Weams, Steve 1970-71
 Webster, Jerry 1961-62
 Weeden, Linden 1968
 West, Bruce 1970-73
 West, Larry 1965-66
 Whetstine, Darryl 1969
 Whitaker, Ron 1960-61, '63-64
 White, Lyndon 1937, '39-40
 White, Steve 1963
 Whitfield, Joel 1964
 Whitson, Eric 1992-95
 Whittington, D. Gene 1952
 Whitworth, Ted 1969-72
 Wilhoit, Harold 1959
 Wilhoit, Kevin 1994-95
 Williams, Al 1941
 Williams, Don 1978-79
 Williams, Lowell 1954
 Williams, Olin 1956-58
 Williamson, Robert 1949-50
 Wilkerson, Ken 1964
 Wilson, Dave 1987
 Wilson, Donnie 2006-08
 Wilson, Landrum 1950
 Wilson, Ryan 2005
 Wilson, Wesley 1961
 Withrow, Ward 1987-88
 Witzke, Karl 1978-79
 Wofford, Bill 1968-71
 Woodley, Dan 2001-02
 Wright, Lester 1972-75
 Wright, Ron 1963
 Wright, Thelbert 1938

- THE Y's -

York, Phillip 1950
 Youmans, Kirk 1979
 Young, Ronnie 1962, '64-65
 Yount, Ron 1971
 Yarbrough, Jeff 1979

- THE Z's -

Zollman, Brandon 2004-05

CATAMOUNTS IN THE MAJOR LEAGUE BASEBALL DRAFT

YEAR	PLAYER	SIGNED BY	Rnd	Overall Pick
2008	Tyler Sexton	Baltimore Orioles	31	926
	Blake Murphy	St. Louis Cardinals	42	1265
2007	Jonathan Greene	Texas Rangers	8	260
	Greg Holland	Kansas City Royals	10	306
	Kenny Smith	Texas Rangers	20	620
	Steven Strausbaugh	New York Yankees	37	1135
	Blake Murphy	Chicago Cubs	50	1435
2006	Brian McCullen	Pittsburgh Pirates	38	1130
2005	Jared Greenwood	New York Yankees	-	Free Agent
2003	Ryan Basner	Atlanta Braves	7	217
	Todd Buchanan	Arizona Diamondbacks	13	396
	Alan Beck	Baltimore Orioles	16	464
	Ryan Schade	Florida Marlins	-	Free Agent
2002	Jared Burton \$	Oakland A's	8	248
2001	Matt Price	Milwaukee Brewers	-	Free Agent
2000	Charles Thomas \$	Atlanta Braves	19	580
1999	Eric Johnson	Cleveland Indians	3	107
	David Pember \$	Milwaukee Brewers	8	244
	Chris Moore	Colorado Rockies	11	340
1998	Chris Davidson	Baltimore Orioles	4	129
	Mark DiFelice \$	Colorado Rockies	15	450
	Donnie Suttles	Cleveland Indians	12	363
	Jeff Szikszai	New York Yankees	22	662
	Brian Hutchinson	Toronto Blue Jays	40	1191
	Chuck Koone	Baltimore Orioles	NA	
	Martin Barrow	Frontier League	-	Free Agent
1997	Alex Tolbert	Pittsburgh Pirates	22	662
1996	Eric Whitson	Tampa Bay Devil Rays	N/A	
1994	Jason Beverlin \$	Oakland Athletics	4	93
	Stephen Pritchard	Milwaukee Brewers	22	599
	Mike Tidick	Chicago White Sox	47	1299
	Roy Hurst	Chicago Cubs	N/A	-
	Mike Manning	Texas Rangers	N/A	-
1993	Brad Tweedlie	Cincinnati Reds	3	92
	Phillip Grundy	Kansas City Royals	4	105
1992	Dan Kyslinger	Milwaukee Brewers	5	136
	Matt Raleigh	Montreal Expos	14	379
	Jack Kimel	Texas Rangers	32	902
	Patrick Kendrick	Chicago Cubs	N/A	-
1991	Kevin Bellomo	San Francisco Giants	56	1406
	Todd Raleigh	Boston Red Sox		Free Agent
1990	Paul Menhart \$	Toronto Blue Jays	8	225
	Grant Brittain	Atlanta Braves		Free Agent
1989	Jeff Stevens	Cleveland Indians	-	-
1988	Tom Malchesky	St. Louis Cardinals	12	314
	Skip Nelloms	New York Yankees	22	573
	Dave Piela	Atlanta Braves	54	1296
	Keith LeClair	Atlanta Braves	-	Free Agent
1987	Freddie Hailey	New York Yankees	19	496
	Andy Rickman	Cincinnati Reds	N/A	
1986	Ron Huntington	Atlanta Braves	39	486
	Keith Smith	Atlanta Braves	N/A	
1985	Scott Gay	New York Yankees	4	103
	John Pust	New York Mets	-	Free Agent
1984	Charlie Fonville	Seattle Mariners	38	796
	John Pust	Cleveland Indians	43	820
1983	David Hill	Seattle Mariners	N/A	-
1982	Kyle Carson	Seattle Mariners	N/A	-
1980	Willie Carpenter	Texas Rangers	N/A	-

YEAR	PLAYER	SIGNED BY	Rnd	Overall Pick
1979	Rick Adair #	Seattle Mariners	3	53
1978	Wayne Tolleson \$	Texas Rangers	8	202
	Keith Ebersole	Chicago Cubs	N/A	-
1977	Wayne Tolleson	Pittsburgh Pirates	12	304
	Jerry Reed \$	Philadelphia Phillies	22	559
1976	Mike Hicks	Texas Rangers	N/A	-
	Flip Watson	Texas Rangers	N/A	-
1975	Jerry Gaines	Texas Rangers	N/A	-
1973	Don Bright	Texas Rangers	N/A	-
1972	Jim Grove	Texas Rangers	N/A	-
1971	Tommy Hayes	Chicago White Sox	N/A	-
	Wayne McCauley	Washington Senators	N/A	-
1969	Jim Thompson	St. Louis Cardinals	N/A	-
1967	Roddy Edwards	Washington Senators	N/A	-

\$ – Denotes player played on a major league club

– Pitching coach with the Cleveland Indians from 1991-93, Detroit Tigers from 1996-2000, Atlanta Braves from 2001-03; minor league pitching coordinator with Texas Rangers, and currently Seattle Mariners Pitching Coach

FORMER CATAMOUNTS THAT PLAYED ON MAJOR LEAGUE CLUBS:

 Atlanta Braves: Charles Thomas 2004	 New York Yankees: Wayne Tolleson 1986-90
 Boston Red Sox: Jerry Reed 1990	 Oakland Athletics: Charles Thomas 2005
 Chicago White Sox: Wayne Tolleson 1986	 Philadelphia Phillies: Jerry Reed 1981-82
 Cincinnati Reds: Jared Burton 2007-pres.	 San Diego Padres: Paul Menhart 1997
 Cleveland Indians: Jerry Reed 1982-1985 Jason Beverlin 2002	 Seattle Mariners: Paul Menhart 1996 Jerry Reed 1986-1990
 Detroit Tigers: Jason Beverlin 2002	 Texas Rangers: Wayne Tolleson 1981-1985
 Milwaukee Brewers: David Pember 2002 Mark DiFelice 2008-pres.	 Toronto Blue Jays: Paul Menhart 1995

WESTERN CAROLINA – AND MAJOR LEAGUE BASEBALL



JARED BURTON

Was a Rule 5 Draft Pick by Cincinnati in 2006
Major League Debut: With Cincinnati on April 4, 2007 vs. the Chicago Cubs

CAREER MAJOR LEAGUE STATISTICS

Year	Team	W-L	ERA	G	GS	CG	SHO	Sv	IP	H	R	ER	BB	SO
2007	Reds	4-2	2.51	47	0	0	0	0	43.0	28	15	12	22	36
2008	Reds	5-1	3.22	54	0	0	0	0	58.2	56	24	21	25	58
Totals		9-3		101	0	0	0	0	101.2	84	39	33	47	94

MARK DiFELICE

Major League Debut: With Milwaukee



CAREER MAJOR LEAGUE STATISTICS

Year	Team	W-L	ERA	G	GS	CG	SHO	Sv	IP	H	R	ER	BB	SO
2008	Brewers	1-0	2.84	15	0	0	0	0	19.0	17	7	6	4	20
Totals		1-0	2.84	15	0	0	0	0	19.0	17	7	6	4	20

CHARLES THOMAS

Major League Debut: With Atlanta June 23, 2004 at Florida Marlins



CAREER MAJOR LEAGUE STATISTICS

Year	Team	G	AVG	AB	R	H	2B	3B	HR	RBI	TB	BB	SO	SB-SBA
2004	Braves	83	.288	236	35	68	8	4	7	31	105	21	45	3-4
2005	Athletics	30	.109	46	4	5	0	0	0	1	5	5	8	0-1
Totals		113	.259	282	39	73	8	4	7	32	110	26	53	3-5




DAVID PEMBER

Major League Debut: With Milwaukee Sept. 3, 2002 at Chicago Cubs

CAREER MAJOR LEAGUE STATISTICS

Year	Team	W-L	ERA	G	GS	CG	SHO	Sv	IP	H	R	ER	BB	SO
2002	Brewers	0-1	5.19	4	0	0	0	0	8.2	7	6	5	6	5
Totals		0-1	5.19	4	0	0	0	0	8.2	7	6	5	6	5



JASON BEVERLIN

Major League Debut: With Cleveland July 29, 2002 at Oakland Athletics

CAREER MAJOR LEAGUE STATISTICS

Year	Team	W-L	ERA	G	GS	CG	SHO	Sv	IP	H	R	ER	BB	SO
2002	Indians	0-0	7.36	4	0	0	0	0	7.1	9	7	6	4	9
	Tigers	0-3	9.49	7	3	0	0	0	12.1	18	15	13	5	7
Totals		0-3	8.69	11	3	0	0	0	19.2	27	22	19	9	16



PAUL MENHART

Major League Debut: With Toronto Apr. 27, 1995 vs. the Oakland Athletics

CAREER MAJOR LEAGUE STATISTICS

Year	Team	W-L	ERA	G	GS	CG	SHO	Sv	IP	H	R	ER	BB	SO
1995	Blue Jays	1-4	4.92	21	9	1	0	0	78.2	72	49	43	47	50
1996	Mariners	2-2	7.29	11	6	0	0	0	42.0	55	36	34	25	18
1997	Padres	2-3	4.70	9	8	0	0	0	44.0	42	23	23	13	22
Totals		5-9	5.47	41	23	7	0	0	164.2	169	108	100	85	90



WAYNE TOLLESON

Major League Debut: With Texas Sept. 1, 1981 vs. Toronto Blue Jays

CAREER MAJOR LEAGUE STATISTICS

Year	Team	G	AVG	AB	R	H	2B	3B	HR	RBI	TB	BB	SO	SB-SBA
1981	Rangers	14	.167	24	6	4	0	0	0	1	4	7	5	2-2
1982	Rangers	38	.114	70	6	8	1	0	0	2	9	5	14	1-2
1983	Rangers	134	.260	470	64	122	13	2	3	20	148	40	68	33-43
1981	Rangers	118	.213	338	35	72	9	2	0	9	85	27	47	22-26
1985	Rangers	123	.313	323	45	101	9	5	1	18	123	21	46	21-33
1986	White Sox	81	.250	260	39	65	7	3	3	29	87	38	43	13-19
	Yankees	60	.284	215	22	61	9	2	0	14	74	14	33	4-8
1987	Yankees	121	.221	349	48	77	4	0	1	22	84	43	72	5-8
1988	Yankees	21	.254	59	8	15	2	0	0	5	17	8	12	1-1
1989	Yankees	80	.164	140	16	23	5	2	1	9	35	16	23	5-6
1990	Yankees	73	.149	74	12	11	1	1	0	4	14	6	21	1-1
Totals		863	.241	2322	301	559	60	17	9	133	680	219	384	108-149

JERRY REED

Major League Debut: With Philadelphia Sept. 11, 1981 at Pittsburgh Pirates



CAREER MAJOR LEAGUE STATISTICS

Year	Team	W-L	ERA	G	GS	CG	SHO	Sv	IP	H	R	ER	BB	SO
1981	Phillies	0-1	7.71	4	0	0	0	0	4.2	7	4	4	6	5
1982	Phillies	1-0	5.19	7	0	0	0	0	8.2	11	6	5	3	
	Indians	1-1	3.45	6	1	0	0	0	15.2	15	6	6	3	10
1983	Indians	0-0	7.17	7	0	0	0	0	21.1	26	19	17	9	11
1985	Indians	3-5	4.11	33	5	0	0	8	72.1	67	41	33	19	37
1986	Mariners	4-0	3.12	11	4	0	0	0	34.2	38	13	12	13	16
1987	Mariners	1-2	3.42	39	1	0	0	7	81.2	79	32	31	24	51
1988	Mariners	1-1	3.96	46	0	0	0	1	86.1	82	42	39	33	48
1989	Mariners	7-7	3.19	52	1	0	0	0	101.2	89	44	36	43	50
1990	Mariners	0-1	4.91	4	0	0	0	0	7.1	8	4	4	3	2
	Boston	2-1	4.80	29	0	0	0	2	45.0	55	27	24	16	17
Totals		20-19	4.82	238	12	0	0	18	479.1	477	238	210	172	248



CATAMOUNT BASEBALL IN THE WCU ATHLETICS HALL OF FAME



SAM ARDREY – (1937-40) – Inducted in 1997

A three sport star in the pre-World War II years as he was a standout for the baseball, basketball and football teams in the 1938 and 1940 seasons. He was the baseball team's regular catcher for three seasons and hit a .360 pace as a senior when he captained the 1940 squad. He averaged 14 points a game for his three season basketball career and was a first team All North State conference selection in his senior season. He was a two way starter for the football team at offensive and defensive end.

JASON BEVERLIN – (1992-94) – Inducted in 2008

Beverlin is the most honored pitcher in Western Carolina baseball history. He was a consensus All-America selection, SoCon Pitcher and Male Athlete of the Year, a two-time All-Atlantic Region All-Star and helped lead WCU to three-consecutive NCAA Regional meets from 1992 through 1994. In addition, he was named to the SoCon's 75th Anniversary Baseball Team, meaning he was voted one of the six best pitchers in the conference, 1921 to 1996. Only pitching for the Catamounts for three seasons, Beverlin won 27 games and was the all-time, single-season leader in wins (12) and led the nation with a school and conference season strike-out record of 154. He also set league benchmark for consecutive wins in a season (11 in 1994) and most wins in a conference tournament in 1993. In addition, Beverlin was a two-time member of the SoCon All-Academic Team. Drafted in the fourth round of the 1994 Major League Baseball Draft by the Oakland Athletics, Beverlin pitched in Major Leagues for both the Cleveland Indians and Detroit Tigers.

WILLIE CARPENTER – (1976-80) – Inducted in 1994

A rare two sport star of the 1970's that won all conference honors in baseball and football. He played every baseball game in the WCU outfield for four seasons, 1977-80, and broke 11 season career records. His .359 career batting average ranks among WCU's all-time top five. He was an All-Southern Conference baseball selection twice. On the football side, he started in the Catamount backfield for three seasons and was first team All-Southern Conference selection twice. He led the conference in interceptions in 1978 and was runner up for All Conference Athlete of the Year in 1980. Following graduation he signed a professional baseball contract and spent three seasons in the Texas Rangers organization.

CLINT FAIREY – (1986-89) – Inducted in 1998

Completed his career as the most honored position player in WCU's baseball history. A key performer on WCU's four consecutive Southern Conference Championship teams and NCAA tournament teams, 1986-89. He was named Southern Conference Player of the Year in three of his four seasons, 1987-89, and is the only player in Southern Conference history to win the coveted award three times. All-America selection in 1987 when he batted .405, hit 19 home runs and batted in 68 runs. All-Atlantic Region All-Star in 1987 and 1989, three-time All-Southern Conference selection as designated hitter (1987) and as first baseman (1988 and 1989), and MVP of the 1987 Southern Conference Tournament. Finished his career with 61 home runs, 199 RBI and .387 average.

SCOTT GAY – (1983-95) – Inducted in 2006

A first-team All-SoCon selection in 1984 and 1985, Gay was additionally named Western's third Southern Conference Player of the Year after leading WCU to the first of five-straight, SoCon championships and the school's first ever NCAA Tournament berth in 1985. At the East Regional, Gay pitched a complete game in the first game, leading Western to an upset over top-seed Old Dominion to give the Cats their first NCAA victory. He led SoCon in strikeouts in 1984 (62) and 1985 (118). Not only was his 12 wins in 1985 a WCU single-season record (later tied by Jason Beverlin in 1993), but it was a SoCon record and currently ranks second in league history. Gay ranks first in all-time winning percentage at Western (.788), going 23-7 over his career. His career winning percentage was bolstered by a perfect 10-0 record in 1984 and a 12-4 mark in 1985. Gay and fellow Catamount pitchers Beverlin and Mark DiFelice (along with ETSU's Matt Barber) are the only pitchers in SoCon history to post two, 10-win seasons. Gay, who was 17-2 against SoCon opponents over his career, finished with 26 career wins in just three seasons, which was a school record in 1985 and now ranks fifth on the WCU all-time list, and 213 career strikeouts, which ranked second in 1985 and now ranks ninth. Also, Gay's 26 career wins ranked third on the SoCon all-time list upon his leaving WCU and still ranks 12th-tied. A 19th-round draft pick of the Boston Red Sox out of high school, Gay left Western after his junior season as he was drafted by the New York Yankees in the fourth round (103rd pick overall) in 1985 amateur baseball draft. He played seven years in the Yankees and San Francisco Giants organizations.

ODELL GRIFFIN – (1939-40) – Inducted in 1992

Odell Griffin was Western Carolina's first nationally recognized baseball player. He threw a no hitter at Tennessee as a freshman and set standards that would stand for three decades. He posted a 21-2 record in only two seasons and averaged 16 strikeouts per game in his collegiate career. He signed with the Philadelphia Athletics after the 1940 seasons, but World War II cut his professional career short. He later distinguished himself as a coach and administrator at West Henderson High. An endowed scholarship bearing his name is awarded annually to the outstanding WCU pitcher.

PHILLIP GRUNDY – (1991-93) – Inducted in 2005

An All-American in 1993, batting .333 with 17 home runs and a SoCon-leading 66 RBI, while posting a 3.12 ERA on the mound. Led WCU to the 1993 SoCon tournament championship, earning tournament MVP honors. Was a two-time, first team All-SoCon pick (1991 and '93), a second team All-SoCon pick as a pitcher and designated hitter in 1992, as well as a two-time ABCA All-Atlantic Region selection (1991 and '93). Played a key role in the 1992 Catamounts winning both the SoCon regular season and tournament crowns and get two within two outs from advancing to the College World Series. As a freshman (1991), was used solely as a pitcher and went 11-4 with a 3.86 ERA, leading all NCAA freshmen in victories (ranking seventh overall) and earning Collegiate Baseball's Freshman All-America honors. In three seasons as a pitcher, posted a 24-16 record with a 3.09 ERA and struck out 263 batters in 294.1 innings. At the plate had .335 career average with 27 home runs and 106 RBI in less than 100 games. Grundy left Western after his junior season after being a fourth-round pick of the Kansas City Royals (second overall pick by the organization).

JIM GUDGER – (1940-69) – Inducted in 1990

Jim Gudger's athletic career at Western spanned 29 years (1940-69) as he played and coached three sports – basketball, football and baseball. He played three sports before and after World War II and was an All-Conference selection in all three. He became head basketball and baseball coach in 1950 and was also assistant football coach. He led the basketball program for 19 seasons and his team won 311 games and three conference championships. His 1963 team advanced to the NAIA national championship game. He guided the baseball team to nine winning records in 11 seasons and three conference titles. He is also in the NAIA and Western North Carolina halls of fame.

FREDDIE HAILEY – (1984-87) – Inducted in 1999

All-Star outfielder on WCU's 1984-87 baseball team that won four Southern Conference Championships and played in three NCAA tournaments. He is the ONLY baseball player in WCU and Southern Conference history to be named All-Conference for four seasons. He ranks in WCU's all time top 10 in base hits, RBI, triples, and stolen bases and batting average and owns three seasons and three game bates and made only three errors in four seasons. He led the Southern Conference in hitting as a freshman and was among the leagues top five hitters in each of his four seasons. He collected 10 hits in the 1987 NCAA Midwest regional when WCU defeated Big Ten and Southeastern Conference champions and finished 28th nationally.

BILL HAYWOOD – (1969-81) – Inducted in 1996

Head baseball coach for 13 seasons (1969-81) and his 1981 team owns distinction of winning WCU's first ever Southern Conference Championship. He led WCU's baseball teams to a 251-181 record that included NAIA District Six Championships in 1971 and 1972 and the 1981 Southern Conference's first division. 14 of his players signed professional contracts and two reached the major league level where each played several seasons. He was a baseball All-America selection at the University of North Carolina and went on to pitch for the Washington Senators in the American League. Also managed in the Texas Rangers organization and was player personnel director for the Seattle Mariners.

CHARLES "BABE" HOWELL – (1950-53) – Inducted in 1998

A WCU football and baseball standout in the early 1950's who went on to become the winningest high school football coach in North Carolina history. Graduated from WCU in 1954 after four seasons in both football in baseball. Named outstanding player as a tackle for the 1951 football team and starting pitcher for three baseball seasons. After nine seasons as head coach in Georgia, he returned to coach Sylva-Webster High (now Smoky Mountain) for the next 25 years to lead the school to five state football championships and two state baseball championship and completed his coaching career at Avery High. Finished football coaching career with state record 301 wins and also led baseball teams with 618 wins. Awarded numerous coaching honors and chosen to serve on several state and national boards in distinguished career that spanned five decades.



CATAMOUNT BASEBALL IN THE WCU ATHLETICS HALL OF FAME



KEITH LECLAIR – (1985-88, 1992-97) – Inducted in 2002

Played on four consecutive Southern Conference Championship Baseball teams (1985-88) as a first baseman. At the time of his induction he ranked in the top 10 in six different WCU hitting categories while posting a career .375 batting average. He was named MVP of the 1988 Southern Conference Tournament (batted .600/12 RBI). In 1992 he became Western's head coach and led the Catamounts to the Southern Conference regular season and tournament championships as well as the championship of the NCAA south regional. Overall he led WCU to three Southern Conference tournament titles and three Southern Conference regular season titles. LeClair was a three time Southern Conference Coach of the Year with a career record of 229-135.

JACK LEGGETT – (1983-91) – Inducted in 2001

The winningest baseball coach in WCU history upon induction with 302 wins in nine seasons. He served as head baseball coach from 1983 through the 1991 seasons before leaving for Clemson University. He guided WCU to five consecutive Southern Conference tournament championships, followed by five trips to the NCAA tournament, 1985-89. Only one of his nine teams finished lower than second place in the Southern Conference standings with five regular season championships and seven of his teams played for the conference tournament championship. His team posted a 23-7 record in conference tournament play. Five of his teams were nationally ranked during regular season play and two finished in the top 30 nationally. He was named NCAA Division I Atlantic Region Baseball Coach of the Year in 1987 and was appointed to the NCAA Division I Baseball Committee in 1989. 35 of his players were named first team All Southern Conference, six were named conference player of the year, six were All American selections and 25 signed professional contracts.

KEN MORGAN – (1960-63) – Inducted in 1998

All-star performer in two sports - football and baseball- in early 1960's. Came to Western in 1959 after earning all-state honors at Marion (NC) High. Moved into starting quarterback sport during the 1960 season and led the team to 6-5 which included upsets of Tampa when he scored three touchdowns and Emory and Henry with a game winning 70 yard punt return. Second in conference in offense. All Carolina's Conference in 1961 when he played quarterback and halfback and started in the defensive backfield. Became full time running back in 1962 and led the team in receiving. Baseball all conference in 1961, and again in 1962 when he led WCU in batting average, RBI and home runs. His career home run record stood for 15 seasons after completion of his college career.

HARRIS PRYOR – (1956-59) – Inducted in 1994

A two sport all-star in the late 1950's, he started for four seasons, 1956-1959, on the basketball and baseball teams. As the starting point guard for four seasons, led WCU to four consecutive winning records and averaged scoring in double figures. He was an all-conference selection twice and was named to the conference all-tournament team three times. In 1959, he led Western to its first North State Conference championship and was the tournament's MVP and was named All-NAIA District 26. In baseball, he was a two time all-conference selection and in his senior season posted an 11-4 record with 12 complete games while leading the team in hitting and home runs. He was voted 1959 Western North Carolina Athlete of the Year.

MATT RALEIGH – (1989-92) – Inducted in 2004

Played baseball at Western Carolina from 1989-92 and left as not only one of the school's top hitters but the Southern Conference's as well. A 1992 second team All-American, he was a three-time, first team All-SoCon pick, earning the league's Player of the Year honor in 1992. In 1992, Raleigh led the SoCon in home runs (25), runs scored (77), slugging percentage (.783) and RBI (73), while helping the Cats to a then school-record 44 wins and one game shy of the College World Series, falling twice to Florida State in the championship of the NCAA South Region II. Also in 1992, he became the first Catamount to hit at least 20 home runs and steal at least 20 bases, while his 25 home runs ranked second in the nation. He additionally paced the SoCon in home runs in 1991 (19). When he left Western, Raleigh had set both WCU and SoCon records for career hits (302), career games played (342), career at bats (837), career runs scored (251), career home runs (68), career total bases (580) and career runs batted in (239). He also set WCU and SoCon season records for runs scored (77 in 1992) and home runs (25 in 1992). Currently, he ranks ninth on the WCU career batting average list (.361), second on the WCU career hits list (302), fifth on the WCU career doubles list (56), eighth on the WCU career triples list (8), first on the WCU career home runs list (68), second on the WCU career RBI list (239), ninth on the WCU career stolen bases list (47), and first on the WCU career runs scored list (251).

JERRY REED – (1974-77) – Inducted in 1994

The first WCU pitcher to play Major League baseball and NCAA Division I all-star pitcher. The ace of the 1977 pitching staff that helped WCU to finish one win shy of the Southern Conference Championship as he posted a 10-0 record. He ranks in the top five on WCU's career wins and earned runs average list. First team all-state and all Atlantic Region teams in 1977. After graduation he spent four years in the minor leagues with Philadelphia before making in to the majors. He pitched all or part of eight seasons in Major League Baseball with Philadelphia (1981-82), Cleveland (1982-85), Seattle (1986-90) and Boston (1990). He was one of Seattle's top pitchers for three seasons.

TOMMY "BROMO" SELZER – (1948-52) – Inducted in 1995

An outstanding two sport star in post World War II era who continued to give his best effort for the Catamounts four decades after graduation. All-North State conference selection as a defensive back in 1951 and teams defensive captain. Two time All-Conference selection in baseball as an outfielder, a twice named team captain. Rare four time letterman in both sports (1947-52). Named school's outstanding athlete in his senior year. Served as assistant football coach in 1953. Decorated for participation in five World War II Naval invasions. One of the first WCU alumni to fund an athletic scholarship, a key organizer in the Catamount Club's successful Charlotte auction and Charlotte's number one Western Carolina ambassador.

DANNY THARPE – (1960-64) – Inducted in 1991

Danny Tharpe is arguably the most versatile athlete in the history of WCU athletics as he started in four sports. He was a four year starter in basketball as point guard, and led the Catamounts to three 20 win seasons, a Carolina's conference championship, and the championship game in the NAIA National Tournament in 1963. He averaged in double figures in all four seasons. He was a regular on the tennis team for two seasons. He led the 1964 baseball team in hitting. He started at line backer for the 1964 football team before suffering a mid-season injury. He also excelled in the class room with 3.00 and he was a double major in biology and physical education.

WAYNE TOLLESON – (1974-78) – Inducted in 1990

Wayne Tolleson became Western Carolina's first Southern Conference Athlete of the Year when he received that honor for 1977-78. He was a two sport star and All-Southern Conference selection in both. He was a starting wide receiver in football for three and a half season (1974-77) and led the nation in pass receptions in 1977 with 73 catches and was the team's place kicker. He started at short stop for four season (1975-78), named All Southern Conference twice and was conference Player of the Year in 1978. He spent the past 10 years playing Major League Baseball most recently with the New York Yankees.

DAVE BRISTOL - Inducted in 2007

CAREER ACHIEVEMENT AWARD

Began a 42-year career in professional baseball in 1951 when he signed with the Cincinnati Reds and played as an infielder with the Reds Minor League system for 11 seasons. Became a player/manager at age 22 and won five league championships in nine years as a minor league manager. Became Major League Baseball's youngest manager at 33 in 1966 when he was named the Reds manager. Also managed the Milwaukee Brewers, Atlanta Braves and San Francisco Giants and coached for the Reds and Phillies. Previously inducted into four halls of fame, Bristol is a 1959 Western Carolina honor graduate.

PATRON AWARD RECIPIENTS WITH WCU BASEBALL TIES:

JIMMY CHILDRESS – Inducted in 1999

The Childress Family has great ties to Western Carolina baseball through generous contributions, as well as broadcasting Catamount baseball on the radio at 680 AM, WRGC.

LARRY STANBERRY - INDUCTED IN 2004

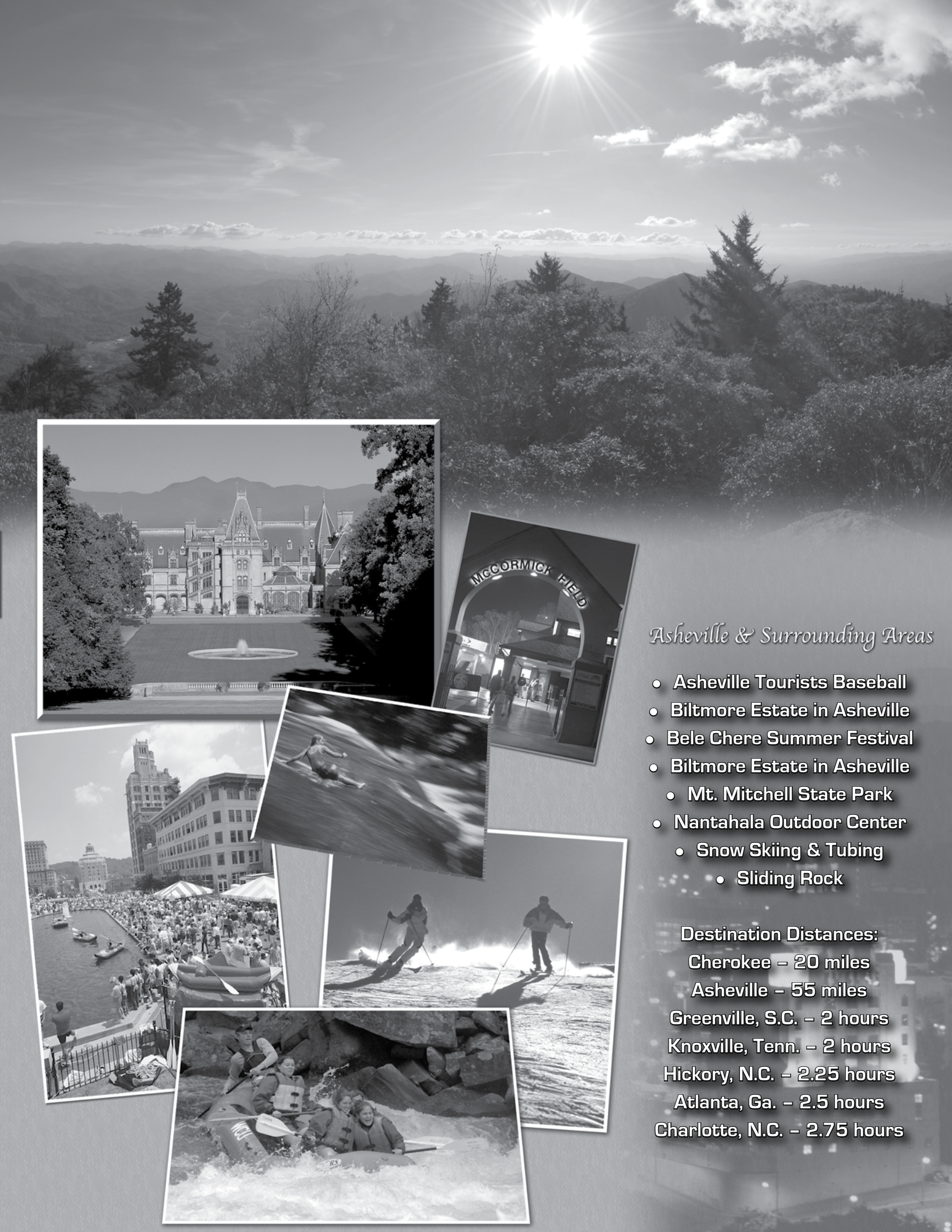
In 2003, Stanberry donated \$300,000 to the Catamount baseball program, providing what is believed to be the second-largest, one-time gift ever given to the University. Stanberry was recognized by the Southern Conference as one of its 10 recipients of the 2003-04 Distinguished Service Award. However, his affiliation with Western goes back many years. A Sylva High School graduate in 1957 and after serving in the U.S. Marine Corps, Stanberry began his relationship with Western's baseball program in the mid-to-late 1960's when he served as the team's manager and right-hand man for then coach Ron Blackburn. Upon his graduation from Western in 1968, he entered the insurance business. Starting with Aetna Insurance then moving on to Hartford Insurance and Wachovia Insurance, which became Alexander & Alexander. In 1980, he and his late wife Susan, started Stanberry Insurance Agency, which is now owned by his sons, Kevin and Scott.



WELCOME TO

Jackson County





Asheville & Surrounding Areas

- Asheville Tourists Baseball
- Biltmore Estate in Asheville
- Bele Chere Summer Festival
- Biltmore Estate in Asheville
- Mt. Mitchell State Park
- Nantahala Outdoor Center
 - Snow Skiing & Tubing
 - Sliding Rock

Destination Distances:

- Cherokee – 20 miles
- Asheville – 55 miles
- Greenville, S.C. – 2 hours
- Knoxville, Tenn. – 2 hours
- Hickory, N.C. – 2.25 hours
- Atlanta, Ga. – 2.5 hours
- Charlotte, N.C. – 2.75 hours




Western Carolina University, a regional comprehensive university within the University of North Carolina system, is located on 589 acres in a picturesque valley between the Blue Ridge and Great Smoky Mountains in southwestern North Carolina.

Western offers career-focused education through nationally accredited programs, as well as abundant opportunities for research and recreation in the nearby mountains.

Western's student enrollment, including 9,000 undergraduate, graduate and online students, is at an all-time high. The university attracts students from across North Carolina and the United States, and from around the world, with special emphasis on serving the people of Western North Carolina. As a major public resource, Western engages with the region by assisting individuals and agencies through the expertise of its students, faculty and staff. With a student-faculty ratio of 16-to-1, Western Carolina continues its long tradition of offering small class sizes and personal attention from its outstanding faculty. The university offers more than 120 majors and areas of concentration for undergraduates, and graduate students may choose from 51 areas of study at the master's level, as well as pursue doctoral studies in education.



Students participate in a wide range of non-academic activities, including clubs and honor societies, community service and volunteer organizations, concerts and performances at various venues on campus, Greek life, student-operated media and student government. The university also sponsors outdoor recreational programs such as hiking, rafting and snow skiing that take advantage of the university's location in one of the nation's most popular vacation areas.



CAMPUS RECREATION CENTER



The newest addition to the **Western Carolina University** campus is the new \$13.5 million recreation center adjacent to Reid Gymnasium.

Opened in the Fall of 2008, the 73,000-square-foot recreation center includes two multipurpose courts; a climbing wall which opens to a glass roof that provides 360-degree views of the WCU campus; a 9,800-square-foot area for strength training and cardiovascular equipment; a three-lane indoor track; a 2,500-square-foot group exercise studio; fitness assessment rooms; locker rooms and administrative offices.




FIRST-CLASS ATHLETIC FACILITIES

E.J. Whitmire Stadium / Bob Waters Field



Liston B. Ramsey Regional Activity Center



Catamount Softball Complex



Ronnie G. Childress Field at Hennon Stadium



Catamount Athletic Complex



RONNIE G. CHILDRESS FIELD AT HENNON STADIUM

The 2009 season will mark the 32nd that the Western Carolina University baseball program has called Ronnie G. Childress Field its home. The facility was officially renamed Childress Field at Hennon Stadium in a dedication ceremony on April 23, 1994.

The Catamounts moved approximately 200 yards to the east from Haywood Field early in the 1978 season and have won over 72 percent of their home games since then, with a 542-210 record in 31 seasons. Bill Haywood, head baseball coach from 1969 through 1981, and Mr. E.J. Whitmire, longtime supporter and benefactor from Franklin, were the driving forces behind the building of the facility.

Childress Field, built at an initial cost of \$125,000, was dedicated April 26, 1978, and named in honor of the late Ronnie G. Childress, an avid supporter of WCU athletics and a special friend of the baseball program. Childress, through his family's radio station (WRGC) in Sylva, N.C., pioneered broadcasts of WCU's baseball games. He died in May 1975 as the result of an electrical accident at the radio station. The James B. Childress family established the Ronnie Childress Memorial Fund Scholarships in 1975 and scholarships have been awarded annually to one or more WCU baseball player for the past 33 years.

The facility received a \$500,000-plus face lift over an eight-year time period, thanks in large part to the generosity of Mr. Lamar Hennon of Dalton, Ga., and has become a showplace of Southern Conference baseball. Permanent bleacher seating, grandstand chair-back seats, and the facility's first-ever press box were installed prior to and during the 1990 season. A modern scoreboard, concession stands, rest rooms, and a new infield were added prior to the 1991 season.

The growth of the facility continued as part of Western's new building projects. Lights and a new sound system were added to the ballpark in the Fall of 2002. Western played its first ever night game on March 25, upsetting 10th-ranked Clemson, who is led by former WCU head coach Jack Leggett. In the summer of 2003, Childress Field was completely refurbished with nearly \$500,000 worth of improvements, including new drainage and irrigation, a new burmuda playing surface, new infield dirt and a new warning track. The warning track was extended to encompass the entire playing surface prior to the 2009 season.

A new clubhouse on the first-base side with expanded and updated stadium seating designs are planned for the upcoming seasons.



The field's dimensions are 325 feet down each line, 375 feet to the right and left center power alleys and 390 feet to straight away center field. The "Purple Monster" in left field is 100 feet long and is divided into two 50-foot levels. The first and tallest level is 20 feet high and the second level is 14 feet tall.

WCU hosted the 1984 and 1986 Southern Conference Tournaments at Childress Field and has welcomed out-of-conference teams representing such schools as Clemson, Georgia, Tennessee, Ohio State, South Carolina and North Carolina State to the facility in addition to the SoCon slate.

Year-by-Year Records at Childress Field / Hennon Stadium

Year	Overall	SoCon
1978	12-2	5-2
1979	7-5	3-3
1980	14-7	6-3
1981	10-4	5-3
1982	21-3	8-0
1983	18-7	4-2
1984	15-10	6-2
1985	16-9	6-2
1986	18-9	7-2
1987	16-4	7-2
1988	19-5	5-1
1989	13-9	6-3
1990	23-5	7-2
1991	17-10	6-3
1992	22-5	11-1
1993	16-6	8-1
1994	24-5	8-3
1995	17-10	8-4
1996	16-10	7-5
1997	22-4	11-2
1998	19-3	9-2
1999	19-7	7-5
2000	11-14	7-9
2001	18-6	11-4
2002	20-6	10-5
2003	25-3	13-2
2004	18-9	8-7
2005	19-9	11-4
2006	21-8	9-6
2007	20-7	10-2
2008	16-9	9-6
Totals	542-210	238-98
	.721	.708





CATAMOUNT BASEBALL

DR. JOHN W. BARDO

CHANCELLOR, Western Carolina University



During his 12 years as Western Carolina University's chancellor, Dr. John W. Bardo has propelled Western into the national spotlight as a university that is preparing students to face the challenges of the 21st century.

Since becoming the 10th chief executive officer in Western's history, Dr. Bardo has been a driving force in the University's growing status across North Carolina and the nation as a leader in the application of the tools of technology to teaching and

learning. During his decade of leadership, student enrollment has soared 21.8 percent, the average SAT scores of entering freshmen have risen by 62 points and student retention rates are higher than ever.

At Dr. Bardo's suggestion, the university community agreed to require incoming freshmen to have networkable computers, and in 1997 Western became the first institution in the University of North Carolina system to adopt that requirement, and is now moving to increase wireless networking capabilities on campus.

Similarly, it was at Dr. Bardo's urging that Western established a residential Honors College, the first in the UNC system. The Honors College, which began in 1997 with about 70 students, now enrolls more than 900 high-achieving students who welcome the challenge of advanced academic classes and competition for national and international scholarships. More recently, Dr. Bardo has emphasized the importance of service learning, which encourages faculty and staff to incorporate service to the community in many forms as a part of students' academic experiences at Western.

A native of Cincinnati, Ohio, Dr. Bardo also has engineered a university wide effort to "raise the bar" of academic standards at Western. Faculty members have increased their expectations of student performance, and students are rising to meet those expectations. That emphasis on increased academic quality is earning the attention of some of North Carolina's brightest young scholars, increasing the number of National Merit finalists and high school valedictorians interested in Western.

Under Dr. Bardo's leadership, the university has increasingly turned its attention toward reaching out to the citizens of Western North Carolina and promoting economic development as a means of improving the quality of life for the area's residents. Western's new \$8 million Center for Applied Technology is designed to address critical labor force issues facing the region by providing educational programs that will support emerging high-tech, "new economy" industries. Recently developed programs include undergraduate and graduate degrees in entrepreneurship, a degree in construction management, and approval for joint programs in electrical and computer engineering with Charlotte.

In addition, the university has formed strategic partnerships with several regional universities in the fields of biotechnology, bioinformatics and micro-optics. As construction is completed on Western's new "signature" building, a \$30 million Fine and Performing Arts Center, the university has taken numerous steps to boost heritage and cultural tourism in the mountain region, including the establishment of a new performance series of music and art.

Prior to his appointment at WCU, Dr. Bardo had been vice president for



academic affairs at Bridgewater State College in Massachusetts since 1990. He assumed the dual role of provost of the public institution in 1993. Like Western Carolina, Bridgewater State was founded in the 19th century as a normal school for the training of teachers and today is a state-supported regional, comprehensive institution.

Before moving to Massachusetts, Dr. Bardo held senior administrative posts at the University of North Florida in Jacksonville, serving as assistant to the president for planning and as provost and vice president for academic affairs. A sociologist, he had previously accumulated a decade of teaching and administrative experience at Southwest Texas State University and Wichita State University.

Dr. Bardo graduated from the University of Cincinnati in 1970 with a degree in economics. He holds a master's degree in sociology from Ohio University, and earned a doctorate in the field from The Ohio State University. A graduate of the Institute for Educational Management at Harvard University, he also has been a Fulbright Visiting Scholar at Monash University in Australia and a guest visiting professor at the University College of Wales at Swansea.

He has written extensively and lectured widely on urban and community sociology, higher education, organizational behavior, economic development, quantitative methods, and the educational applications of technology.

Dr. Bardo is currently serving a four-term term of service on the NCAA's Minority Opportunities and Interests Committee. The 12-member committee is charged with conducting reviews of issues related to the interests of ethnic minority student-athletes, NCAA minority programs and NCAA policies that affect ethnic minorities.

In fall 2004, Dr. Bardo was appointed to serve one year as chairman of the committee on economic and work force development for the American Association of State Colleges and Universities. The committee, composed of presidents and chancellors of AASCU member institutions, is one of six established by the association's board of directors to advance its work in the arena of public higher education.

Dr. Bardo and his wife, Deborah, have one son, Christopher.

MR. CHIP SMITH

DIRECTOR OF ATHLETICS, Western Carolina University



Western Carolina Chancellor Dr. John W. Bardo announced on August 23, 2004 the selection of Chip Smith as the Catamounts' Director of Athletics.

His first year on the job at Western was an eventful one as Western's football team won the Old Mountain Jug with a 30-27 victory over Appalachian State in the fall of 2004, the Lady Catamount basketball team won the 2005 Southern Conference tournament championship and the WCU soccer team won the 2005

SoCon tournament title. In the spring, Western hosted the 2005 SoCon Outdoor Track & Field Championships, which was lauded for its organization and atmosphere.

In 2006-07 under Smith's watch, Western won the Women's Golf Tournament, a share of the Women's Basketball regular season title, Men's Outdoor Track & Field Championship, and a share of the Baseball regular season title before garnering an at large bid to the NCAA Field of 64, advancing to the Chapel Hill Regional Final.

Most recently, the men's golf team garnered its first-ever, at-large bid to the NCAA Championship tournament while the track & field teams took three of the four titles.

In addition to overseeing the start of a new program (softball and the construction of the program's new stadium), Smith laid the foundation for the success of three sports, hiring head coaches for men's basketball, volleyball and soccer during 2005. A review of Western Carolina's 2005-06 athletic year shows that foundation was solid. In addition to winning Southern Conference championships in soccer, men's indoor track & field, men's outdoor track & field and softball, Western played for a share of the SoCon title in football, falling to eventual national champion Appalachian State in the final regular-season game, and the Catamount baseball team was the only school in the nation to have non-conference road wins over two 2006 College World Series teams (Clemson and Georgia). WCU



student-athletes earned a league-best 118 All-SoCon honors on the field, not including numerous SoCon academic honors and four SoCon Coach of the Year selections. Off the field, in addition to accumulating 1,537 hours of community service, Catamount student-athletes have posted a cumulative Grade Point Average (GPA) of 3.01 for their careers.

Smith came to Western after two years as athletics director at Morehead State. He additionally was director of athletics at Eastern Kentucky University, as well as holding positions in the athletics departments at Virginia Military Institute, UNC Charlotte and University of North Carolina.

A native of Greensboro who grew up in Siler City, Smith earned his bachelor's degree in education at North Carolina in 1978, where he played football for four years under legendary coach Bill Dooley. He earned his master's degree in athletics administration at North Carolina in 1989.

He began his career in athletics as a high school teacher and coach, first at Hickory High School and then at Garinger High School in Charlotte. He worked as ticket manager for the Durham Bulls baseball club before joining the Educational Foundation Inc., at North Carolina in 1983 as assistant to the executive director of the athletics fund-raising organization also known as the Rams Club.

Smith was a member of the athletics department administration at UNC Charlotte from 1984 though 1991, first as business and ticket manager, then as assistant athletic director for development. He joined the staff of Southern Conference member VMI in 1991 as assistant athletics director, advancing to associate athletics director. He joined the administration at Eastern Kentucky University in 1999, rising to the position of director of athletics in 2001. He has served as director of athletics at Morehead State since August 2002.

Smith is married to the former Gale Thompson, who swam collegiately at North Carolina. They have two children; daughter Chesley (22), who is a 2008 graduate of UNC Greensboro, and a son, Cort (18), who is a senior at Smoky Mountain High School.



DR. GIBBS KNOTTS

FACULTY / ATHLETICS REPRESENTATIVE, Western Carolina University



Dr. Gibbs Knotts accepted the Chancellor's appointment to become the Faculty Athletics Representative (FAR) for the Athletics Department in the spring of 2003.

Knotts serves as the Head of WCU's Political Science and Public Affairs Department as well as a Professor in the Department of Political Science. While at Western, Knotts has also served as the associate dean of the Graduate School.

Knotts represents Western Carolina and the Southern Conference in his role as FAR and serves on a number of conference committees. He is also a member of the NCAA Honors Committee, which selects winners of prestigious awards presented at the annual NCAA Honors Dinner. In the 2003-04 academic year, Knotts was honored by the University as recipient of the Chancellor's Distinguished Teaching Award

and the Graduate School's Teaching-Research Award.

Knotts has a very impressive academic and athletic background. He is originally from Shiloh High School in Lithonia, Ga., where he won seven individual state championships and was a member of two team state championship teams. He was also inducted into the Shiloh High School Hall of Fame on October 15, 2005.

Knotts attended North Carolina from 1989-1993, where he ran cross country and indoor/outdoor track, earning three varsity letters. He competed in the 1991 NCAA Cross Country Championships and his team won the 1992 Atlantic Coast Conference Outdoor Track and Field Championship. He graduated Phi Beta Kappa at UNC and won several prestigious scholar athlete awards including the ACC's James H. Weaver Post-Graduate Scholarship.

He put his past running experience to use when he was selected to be an Olympic Flame Torchbearer for the 2002 Winter Olympics. Among 210,000 hopefuls, he was selected to be one of 11,500 to actually carry the torch as the Olympic committee picked him for his overcoming obstacles after being in a car accident. Knotts received his M.A. and Ph.D. from Emory University in Atlanta.

He and his wife Stacy are the parents of one daughter, Whitney (5).



**WCU Athletics
Student-Athlete
Academic
Support
Services**



DR. JENNIFER BROWN
Assistant AD /
Sr. Woman Admin.



JAMAAL MAYO
Coord. of Student-Athlete
Support Services

WESTERN CAROLINA INTERCOLLEGIATE ATHLETICS ROLE AND MISSION

The Department of Athletics at Western Carolina University is an integral program of the institution and exists solely to complement the central University mission of teaching and learning. The University seeks to create a community of scholarship in which the activities of its members are consistent with the highest standards of knowledge and practice in their disciplines. The athletics program reflects this commitment to highest standards and shares the responsibility of achieving the goals of the University.

The activities of the athletics program provide an environment in which student, coaches, faculty, staff and administrators jointly assume the responsibility for the success on and off the field of play. The athletics program embraces the concept that student-athletes are first and foremost students — possessing academic goals, personal interests, and vocational ambitions not unlike those of any other student. The athletics program complements other University programs by enhancing the educational, social, career and athletic opportunities of the students who participate in athletics. This environment also fosters a commitment to high standards of personal and professional conduct by all members of the athletic community manifested in the highest level of sportsmanship.

Western Carolina University is committed to ensuring equitable participation and treatment of men and women of all races and ethnic origins. The athletics program actively promotes an environment in which fair and equitable distribution of athletic opportunities, benefits, and resources are available to all athletics program participants, and in which any person is free from discrimination.

The athletics program provides significant contributions to the University by enhancing loyalty to the alma mater, strengthening the pride and enthusiasm of alumni, fostering a strong sense of community, and serving as a positive public relations tool for the University.

The GULLOWHIEE Experience



Western Carolina's Southern Conference Championships

• Baseball •

1981, '84, '85, '86, '87, '88,
'89, '92, '93, '94, '97,
2003, '07

• Men's Basketball • 1996

• Women's Basketball • 2005, '07, '09

• Women's Golf • 2003, '07


• Softball • 2006

• Volleyball • 1983, '85, '86, '89

• Women's Soccer • 2001, '05, '08

• Men's Track & Field • Indoor: 1999, 2004, '06, '08 Outdoor: 1999, 2006, '07, '09

• Women's Track & Field • Indoor: 1996, '97, '99, 2000, '08 Outdoor: 1997, '99, 2000, '01, '08



THE SOUTHERN CONFERENCE

The Southern Conference, which enters its 89th season of intercollegiate competition in 2009, has become known as one of the nation's leaders in emphasizing the development of the student-athlete and defining the league's role in helping to build lifelong leaders and role models.

The Southern Conference is the nation's fifth-oldest NCAA Division I collegiate athletic association. Only the Big Ten (1896), the Missouri Valley (1907), the Pacific 10 (1915) and the Southwestern Athletic (1920) conferences are older in terms of origination.

The Southern Conference has excelled as the premier Football Championship Subdivision conference since earning that classification in 1981. SoCon member Appalachian State won three-straight Football Championship Subdivision titles. The Conference currently consists of 12 members in four states throughout the Southeast and sponsors 19 varsity sports and championships that produce participants for NCAA Division I Championships.

Throughout its history, the Southern Conference has been an innovator in college athletics. The Southern Conference was the first "super conference" with its charter membership including the likes of Alabama, Auburn, and North Carolina. The SoCon, as it has come to be known by headline writers throughout the country, is the league that gave birth to the three-point shot in college basketball at Western Carolina University, and was the college home of such sporting greats as Arnold Palmer, Jerry West and Charlie "Choo Choo" Justice.

Academic excellence has been a major part of the Southern Conference's tradition. League athletes have been recognized countless times on Verizon/CoSIDA Academic All-America and district teams. A total of 19 Rhodes-Scholarship winners have been selected from the conference.

MEMBERSHIP HISTORY

The Southern Conference was formed on February 25, 1921 at a meeting in Atlanta, Ga. Fourteen institutions from the 30-member Southern Intercollegiate Athletic Association (SIAA) reorganized as the Southern Conference. Those charter members included Alabama, Auburn, Clemson, Georgia, Georgia Tech, Kentucky, Maryland, Mississippi State, North Carolina, North Carolina State, Tennessee, Virginia, Virginia Tech and Washington & Lee. Athletic competition began in the fall of 1921.

In 1922, six more schools - Florida, Louisiana State, Mississippi, South Carolina, Tulane and Vanderbilt - joined the fold. A year later, the University of the South joined the ranks. Virginia Military Institute became a member in 1925 and Duke University came into the fold in 1929. Since then, conference membership has experienced a series of membership changes with 42 institutions having been affiliated with the league. The league has undergone two major transitions during its history.

The first occurred in December 1932 when the Southeastern Conference was formed out of the 23-school Southern Conference. The league's 13 members west and south of the Appalachian Mountains reorganized to help reduce the extensive travel demands that were present in the league at the time. In 1936, the Southern Conference invited The Citadel, William & Mary, Davidson, Furman, Richmond and Wake Forest to join the membership.

The second major shift happened in 1953 when Clemson, Duke, Maryland, North Carolina, North Carolina State, South Carolina and Wake Forest officially withdrew from the league to form the Atlantic Coast Conference. This change was brought about due to the desire of many of those schools to schedule a greater number of regular season basketball games against their local rivals.

Today, the league continues to thrive with a 12-school membership that spans four Southeastern states. Current league members are Appalachian State, College of Charleston, The Citadel, Davidson, Elon, Furman, Georgia Southern, UNC Greensboro, Chattanooga, Western Carolina and Wofford, with Samford officially joining the league on July 1, 2008.

CHAMPIONSHIPS HISTORY

The first Southern Conference Championship was the league basketball tournament held in Atlanta in 1922. The North Carolina Tar Heels won the tournament to become the first recognized league champion in any sport. The Southern Conference Tournament remains the oldest of its kind in college basketball.

The Southern Conference began sponsoring women's sports during the 1983-84 season. That year, volleyball, basketball and tennis championships were held in the league. Cross country joined the mix in 1985 and the league began holding indoor and outdoor track championships in 1988. Most recently, the conference instituted golf and softball championships in the spring of 1994 and added soccer in the fall of 1994.

The Southern Conference currently declares champions in 10 men's sports - football, soccer, cross country, basketball, indoor track and field, outdoor track and field, wrestling, baseball, tennis and golf - and nine women's sports - soccer, volleyball, cross country, basketball, indoor track and field, outdoor track and field, tennis, golf and softball.

Women's sports are relatively young in the league's history. In 1992-93, the Southern Conference celebrated its 10th Anniversary of women's athletics. Furman golfer Dottie Pepper was named the SoCon Women's Athlete-of-the-Decade in conjunction with that event. Appalachian State's Mary Jayne Harrelson won the NCAA Outdoor title at 1500 meters in 1999 and 2001. Furman's Brandi Jackson won the NCAA Women's Golf East Regional in the spring of 2003.

ALL-TIME SOUTHERN CONFERENCE MEMBERS

Alabama.....	1921-1932	Mississippi.....	1922-1932
Appalachian State.....	1971-present	Mississippi State.....	1921-1932
Auburn.....	1921-1932	North Carolina.....	1921-1953
College of Charleston.....	1998-present	UNC Greensboro.....	1997-present
Chattanooga.....	1976-present	North Carolina State.....	1921-1953
The Citadel.....	1936-present	Richmond.....	1936-1976
Clemson.....	1921-1953	Samford.....	2008-present
Davidson.....	1936-1988; 1991-present	South Carolina.....	1921-1953
Duke.....	1928-1953	Tennessee.....	1921-1932
East Carolina.....	1964-1976	Tulane.....	1922-1932
East Tennessee State.....	1978-2005	Univ. of the South.....	1922-1932
Elon.....	2003-present	Vanderbilt.....	1922-1932
Florida.....	1922-1932	Virginia.....	1921-1937
Furman.....	1936-present	VMI.....	1924-2003
George Washington.....	1936-1970	Virginia Tech.....	1921-1965
Georgia.....	1921-1932	Wake Forest.....	1936-1953
Georgia Southern.....	1991-present	Washington & Lee.....	1921-1958
Georgia Tech.....	1921-1932	West Virginia.....	1950-1968
Kentucky.....	1921-1932	Western Carolina.....	1976-present
Louisiana State.....	1922-1932	William & Mary.....	1936-1977
Marshall.....	1976-1997	Wofford.....	1997-present
Maryland.....	1921-1953		



JOHN IAMARINO
SoCon Commissioner

Commissioner: John Iamarino
 Senior Associate Commissioner: Geoff Cabe
 Assoc. Commissioner / Internal Affairs: Sue Arakas
 Asst. Commissioner / Media Relations Jason Yaman
 Director of Multimedia Services: Mandi Copeland
 Assoc. Commissioner / Compliance: Doug King
 Senior Account Executive / SoCon Sports Properties: Mike Mitchell
 Director of Championships: Brandon Neff
 Assistant to the Commissioner: Laura Hayes
 Associate Director of Media Relations: Jonathan Caskey
 Media Relations Assistant: Russell Dorn
 Championships / Operations Intern: Ben Austin

Celebration of Catamount Baseball

