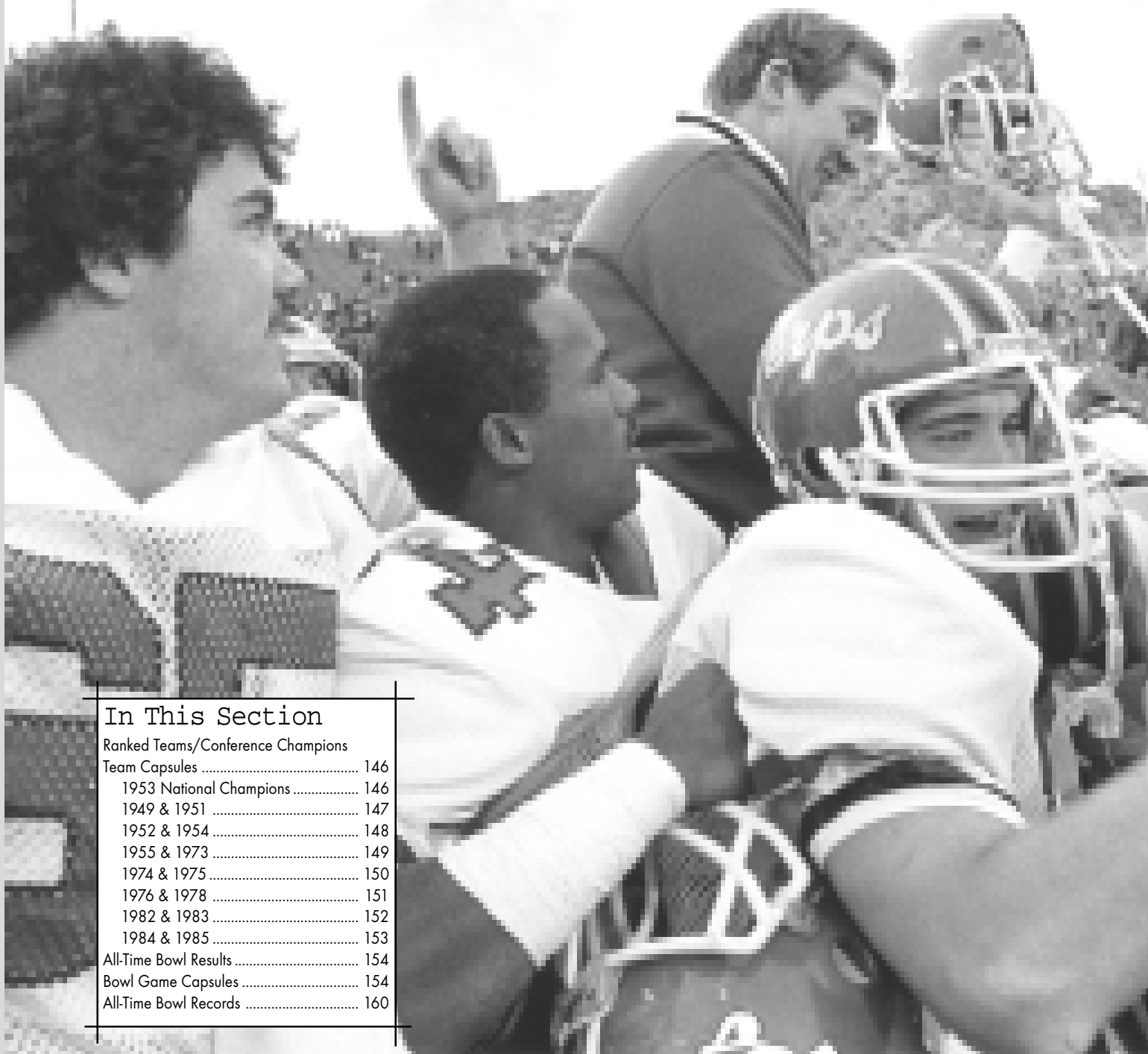


all-time
POSTSEASON



In This Section

Ranked Teams/Conference Champions

| | |
|-------------------------------|-----|
| Team Capsules | 146 |
| 1953 National Champions | 146 |
| 1949 & 1951 | 147 |
| 1952 & 1954 | 148 |
| 1955 & 1973 | 149 |
| 1974 & 1975 | 150 |
| 1976 & 1978 | 151 |
| 1982 & 1983 | 152 |
| 1984 & 1985 | 153 |
| All-Time Bowl Results | 154 |
| Bowl Game Capsules | 154 |
| All-Time Bowl Records | 160 |

1953

ACC Standings

| | ACC | | | Overall | | |
|----------------|-------|------|------|---------|------|------|
| Team | W-L-T | Pts. | Opp. | W-L-T | Pts. | Opp. |
| Duke | 4-0-0 | 105 | 27 | 7-2-1 | 217 | 81 |
| Maryland | 3-0-0 | 70 | 6 | 10-1-0 | 298 | 38 |
| South Carolina | 2-3-0 | 58 | 70 | 7-3-0 | 198 | 97 |
| North Carolina | 2-3-0 | 67 | 99 | 4-6-0 | 173 | 187 |
| Wake Forest | 2-3-0 | 52 | 75 | 3-6-1 | 123 | 157 |
| Clemson | 1-2-0 | 25 | 34 | 3-5-1 | 139 | 172 |
| NC State | 0-3-0 | 14 | 80 | 1-9-0 | 80 | 263 |
| Virginia | | | | 1-8-0 | 75 | 242 |

Maryland Results (10-1, 3-0)

10-1-0 (5-0, 4-0, 1-1) • ACC: 3-0-0, Co-Champions

Head Coach: Jim Tatum

| | | | | |
|-----|-----|------|--------------------------------------|---------|
| S19 | [9] | [-] | at Missouri | W 20-6 |
| S26 | [9] | [-] | Washington & Lee | W 52-0 |
| O3 | [3] | [-] | • at Clemson | W 20-0 |
| O10 | [4] | [-] | Georgia | W 40-13 |
| O17 | [3] | [-] | • at North Carolina | W 26-0 |
| O23 | [3] | [-] | at Miami | W 30-0 |
| O30 | [2] | [-] | • South Carolina ^{HC} | W 24-6 |
| N7 | [2] | [-] | George Washington ¹ | W 27-6 |
| N14 | [2] | [11] | Mississippi | W 38-0 |
| N21 | [2] | [11] | Alabama | W 21-0 |

Orange Bowl


J1 [1] [4] Oklahoma² L 0-7

Final AP Poll #1

¹ at Washington, D.C. (Griffith Stadium); ² at Miami, Fla. (Orange Bowl)

ACC Bowl Game

Orange Bowl: Oklahoma 7, Maryland 0



Dick Nolan went in for the TD on this play against Missouri.



First row, from left: **Duke Wyre, head trainer; Ed O'Connor; Ralph Felton; Stan Jones; co-captains Bob Morgan and Bernie Faloney; Chet Hanulak; Dick Nolan; Charles Lattimer; Marty Crytzer; Tom Breunich; John Irvine; Herb Hoffman.** Second row: **John Bowersox; Dick Shipley; Dick Bielski; Lynn Beightolt; Ed Vereb; Ron Waller; Paul Kramer; Bill Walker; George Palachuk; Al Wharton; Don Espy; Tom Selep.** Third row: **Charles Boldt; Tom Schloemer; Fred Tullai; Tim Flynn; Dave Nusz; John Merricks; Stan Polyanski; George Albrecht; Don Bramer; Ralph Baiert; Russell Dennis; Bill Harlow; Jim Ryan; Joe Horning.** Fourth row: **Dick O'Donnell; Jim Skardo; Bill Venter; Ed Perry; John Uzick; Augie Waibel; Hal Tray; Lynn Szafanski; Gene Dyson; Frank Bartko; Gene Sullivan; Joe Ponzio; Vic Gilona; Bob Pellegrini.** Fifth row: **Ben Kopet; Dave Ritter; Dick Porter; Jim Parsons; Tom McLuckie; John Weiciecowski; Roger Curry; Ray Blackburn; George Cloves; Bob Pivec; Jim Kilgallen; Martin Greenberg, head manager; John Lacey, assistant trainer.** Sixth row: **Managers Tom Cox, Donald Date and Tom O'Rourke; Assistant coaches Tom Mont, Vern Seibert, Jack Hennemier, Warren Giese and Emmett Cheek; Head coach Jim Tatum; Assistant coaches Bob Ward, Bill Dovell and Eddie Teague.**

Ranked #13

1 9 5 4

Ranked #8



| Team | ACC | | | Overall | | |
|----------------|-------|------|------|---------|------|------|
| | W-L-T | Pts. | Opp. | W-L-T | Pts. | Opp. |
| Duke | 4-0-0 | 122 | 47 | 8-2-1 | 270 | 161 |
| Maryland | 4-0-1 | 124 | 27 | 7-2-1 | 280 | 67 |
| North Carolina | 4-2-0 | 93 | 126 | 4-5-1 | 140 | 222 |
| South Carolina | 3-3-0 | 86 | 94 | 6-4-0 | 172 | 153 |
| Clemson | 1-2-0 | 40 | 49 | 5-5-0 | 193 | 121 |
| Wake Forest | 1-4-1 | 106 | 107 | 2-7-1 | 129 | 165 |
| Virginia | 0-2-0 | 14 | 53 | 3-6-0 | 113 | 162 |
| NC State | 0-4-0 | 27 | 109 | 2-8-0 | 104 | 193 |

| | | | | |
|-----|------|------|--------------------------------|---------|
| S18 | [3] | [-] | at Kentucky | W 24-0 |
| O1 | [6] | [4] | at UCLA | L 7-12 |
| O9 | [13] | [-] | • at Wake Forest | T 13-13 |
| O16 | | | • North Carolina | W 33-0 |
| Q22 | [-] | [16] | at Miami | L 7-9 |
| O30 | | | • at South Carolina | W 20-0 |
| N6 | | | • NC State ^{HC} | W 42-14 |
| N13 | [17] | [-] | • Clemson | W 16-0 |
| N20 | [13] | [-] | George Washington | W 48-6 |
| N25 | [10] | [-] | Missouri | W 74-13 |

[illegible]


1974

Maryland won its first conference championship in 18 years, sweeping past all six of its league opponents. It marked the 10th time in conference history that a team had gone unbeaten in league play. The Terps extended their win streak against ACC foes to 10. Maryland took a top-10 ranking into the Liberty Bowl before falling to Tennessee, 7-3, and ending the season 13th in the final AP poll. Maryland's Randy White was a consensus All-American and won both the Outland and Lombardi trophies.


| | ACC | | | Overall | | |
|----------------|-------|------|------|---------|------|------|
| Team | W-L-T | Pts. | Opp. | W-L-T | Pts. | Opp. |
| Maryland | 6-0-0 | 198 | 35 | 8-4-0 | 316 | 104 |
| Clemson | 4-2-0 | 130 | 135 | 7-4-0 | 246 | 250 |
| North Carolina | 4-2-0 | 146 | 115 | 7-5-0 | 364 | 279 |
| NC State | 4-2-0 | 145 | 120 | 9-2-1 | 317 | 241 |
| Duke | 2-4-0 | 110 | 136 | 6-5-0 | 201 | 208 |
| Virginia | 1-5-0 | 61 | 111 | 4-7-0 | 207 | 239 |
| Wake Forest | 0-6-0 | 31 | 169 | 1-10-0 | 74 | 348 |

| | |
|-------------------------|---|
| Liberty Bowl: | Tennessee 7, Maryland 3 |
| Bluebonnet Bowl: | NC State 31, Houston 31 |
| Sun Bowl: | Mississippi State 26, North Carolina 24 |

Ranked #13



| | | | | | |
|-----|------|------|-----------------------------------|---|-------|
| S14 | [14] | [3] | Alabama | L | 16-21 |
| S21 | [14] | [-] | Florida ¹ | L | 10-17 |
| S28 | | | • North Carolina | W | 24-12 |
| O5 | | | at Syracuse | W | 31-0 |
| O12 | | | • Clemson | W | 41-0 |
| O19 | [18] | [-] | • Wake Forest ^{HC} | W | 47-0 |
| O26 | [15] | [17] | • NC State | W | 20-10 |
| N2 | [15] | [10] | at Penn State | L | 17-24 |
| N9 | [14] | [-] | Villanova | W | 41-0 |
| N16 | [13] | [-] | • Duke ² | W | 56-13 |
| N23 | [11] | [-] | at Virginia | W | 10-0 |

³ at Memphis, Tenn. (Liberty Bowl Memorial Stadium)

Bob Avellini eludes two NC State defenders on Oct. 26.

1975

Maryland captured its second consecutive ACC gridiron title by posting a perfect 5-0 league mark and extending its win streak over conference opponents to 15, tying a league record. For the third straight year, the Terps took part in postseason competition, defeating Florida, 13-0, in the Gator Bowl. Maryland, which led the league in total offense with 375.2 yards per game, set an ACC single-game total offense mark with 802 yards in a 62-24 victory over Virginia, Nov. 22. Maryland's John Schultz was the nation's top kickoff returner with a 31.0 average.


| Team | ACC | | | Overall | | |
|----------------|-------|------|------|---------|------|------|
| | W-L-T | Pts. | Opp. | W-L-T | Pts. | Opp. |
| Maryland | 5-0-0 | 182 | 73 | 9-2-1 | 312 | 150 |
| Duke | 3-0-2 | 131 | 84 | 4-5-2 | 197 | 212 |
| NC State | 2-2-1 | 131 | 115 | 7-4-1 | 260 | 210 |
| Wake Forest | 3-3-0 | 145 | 137 | 3-8-0 | 221 | 264 |
| Clemson | 2-3-0 | 102 | 141 | 2-9-0 | 177 | 381 |
| North Carolina | 1-4-1 | 119 | 159 | 3-7-1 | 207 | 272 |
| Virginia | 0-5-0 | 98 | 226 | 1-10-0 | 175 | 428 |

| | |
|--------------------|-------------------------------|
| Gator Bowl: | Maryland 13, Florida 0 |
| Peach Bowl: | West Virginia 13, NC State 10 |

Ranked #13



| | | | | | |
|-----|------|------|------------------------------|---|-------|
| S6 | [17] | [-] | Villanova | W | 41-0 |
| S13 | [14] | [20] | at Tennessee | L | 8-26 |
| S20 | | | • at North Carolina | W | 34-7 |
| S27 | [20] | [-] | at Kentucky | T | 10-10 |
| O4 | | | Syracuse ^{HC} | W | 24-7 |
| O11 | | | • NC State | W | 37-22 |
| O18 | [19] | [-] | • at Wake Forest | W | 27-0 |
| N1 | [14] | [9] | Penn State | L | 13-15 |
| N8 | [16] | [-] | at Cincinnati | W | 21-19 |
| N15 | | | • at Clemson | W | 22-20 |
| N22 | [20] | [-] | • Virginia | W | 62-24 |

¹ at Jacksonville, Fla. (Gator Bowl)

LeRoy Hughes stacks up the NC State QB with Randy White closing in on Oct. 11.