

Records



A Look Back: Stanford Sensational In 2007-08

A stingy, relentless defense that ranked among the nation's top-10 for much of the year helped keep Stanford in virtually every game. Cardinal opponents averaged just 61.6 points per game, shot 39.6 percent from the field and were held to 60 points or less on 18 different occasions. Stanford was also 19-1 when connecting at a 40 percent or better rate from the field while holding its foes to a percentage under 40. In addition to a stingy defense, winning the battle of the boards proved critical. Stanford averaged 39.1 rebounds per game while limiting the opposition to just 31.4 per contest. Six different Cardinal players averaged at least 4.0 rebounds per game, helping the Cardinal produce a +7.8 rebounding margin over its opponents.



Scoring

Year-by-Year Scoring Leaders

Year	Player	G	Pts	Avg
1947-48	Steve Stephenson	23	242	10.5
1950-51	Ed Tucker	22	364	16.5
1951-52	Ed Tucker	28	427	15.3
1952-53	Ron Tomsic	27	515	19.1
1953-54	Russ Lawler	25	408	16.3
1954-55	Ron Tomsic	25	482	19.3
1955-56	George Selleck	24	383	16.0
1956-57	Bill Bond	26	426	16.4
1957-58	John Arrillaga	24	296	12.3
1958-59	Paul Neumann	25	404	16.2
1959-60	John Arrillaga	25	356	14.2
1960-61	John Windsor	24	333	13.9
1961-62	Tom Dose	26	442	17.0
1962-63	Tom Dose	25	520	20.8
1963-64	Tom Dose	25	479	20.0
1964-65	Bob Bedell	23	340	16.2
1965-66	Bob Bedell	25	421	16.8
1966-67	Don Griffin	26	405	15.6
1967-68	Art Harris	26	540	20.8
1968-69	Don Griffin	26	532	20.4
1969-70	Claude Terry	25	491	19.6
1970-71	Claude Terry	26	544	20.9
1971-72	Claude Terry	25	531	17.2
1972-73	Rich Kelley	25	433	17.3
1973-74	Rich Kelley	25	459	18.4
1974-75	Rich Kelley	26	520	20.0
1975-76	Ed Schweitzer	27	425	15.7
1976-77	Mike Bratz	27	528	19.6
1977-78	Kimberly Belton	27	405	15.0

1978-79	Wolfe Perry	27	493	18.3
1979-80	Kimberly Belton	26	487	18.7
1980-81	Brian Welch	27	407	15.7
1981-82	John Revelli	27	443	16.4
1982-83	Keith Jones	28	553	19.8
1983-84	Keith Jones	31	619	20.0
1984-85	Earl Koberlein	28	292	10.4
1985-86	Todd Lichti	30	516	17.2
1986-87	Todd Lichti	28	493	17.6
1987-88	Todd Lichti	33	664	20.1
1988-89	Todd Lichti	33	663	20.1
1989-90	Adam Keefe	30	599	20.0
1990-91	Adam Keefe	33	709	21.5
1991-92	Adam Keefe	29	734	25.3
1992-93	Brent Williams	30	396	13.2
1993-94	Dion Cross	28	422	15.1
1994-95	Dion Cross	29	487	16.8
1995-96	Brevin Knight	29	449	15.5
1996-97	Brevin Knight	30	489	16.3
1997-98	Arthur Lee	35	506	14.5
1998-99	Arthur Lee	33	434	13.2
1999-00	Casey Jacobsen	31	449	14.5
2000-01	Casey Jacobsen	34	616	18.1
2001-02	Casey Jacobsen	30	658	21.9
2002-03	Julius Barnes	33	529	16.0
2003-04	Josh Childress	23	360	15.7
2004-05	Dan Grunfeld	22	394	17.9
2005-06	Matt Haryasz	28	453	16.2
2006-07	Lawrence Hill	31	487	15.7
2007-08	Brook Lopez	27	521	19.3

Team Scoring


Year	Pts
1. 2000-01	2,829
2. 1997-98	2,807
3. 1987-88	2,577
4. 2007-08	2,553
5. 1990-91	2,539
6. 1988-89	2,519
7. 1999-00	2,447
8. 1996-97	2,427
9. 1998-99	2,425
10. 2001-02	2,420

Team Scoring - Game


129, vs Yale, 1985-86
119, vs New Hampshire, 1999-00
117, vs UC Irvine, 1990-91
116, vs UCLA, 1987-88
115, vs Hawaii Pacific, 1983-84
114, vs Rochester, 1969-70
112, vs Arizona, 1968-69
111, vs Harvard, 2007-08
111, vs USC, 1999-00
109, vs UCLA, 1996-97
108, vs Denver, 1973-74
108, vs Alaska, 1977-78
108, vs UC San Diego, 1985-86
105, vs Seattle, 1985-86
105, vs Alaska Anchorage, 1996-97
105, vs Washington, 2001-02
103, vs Iowa State, 1951-52
103, vs Harvard, 1978-79
102, vs Dartmouth, 1971-72
101, vs Nevada, 1998-99
101, vs California, 1999-00
100, vs San Francisco State, 2000-01
100, vs Oregon, 2000-01
100, vs Harvard, 2003-04

Team Scoring Average


Year	Pts
1. 2000-01	83.2
2. 1996-97	80.9
3. 2001-02	80.7
4. 1997-98	80.2
5. 1994-95	79.0
6. 1999-00	78.9
7. 1987-88	78.1
8. 1990-91	76.9
9. 1988-89	76.3
10. 1971-72	75.8
1982-83	75.8



Todd Lichti is one of only four players in conference history to be named to the All-Pac-10 team four times.



Kimberly Belton is one of Stanford's great players of the modern era. Belton is the school's third all-time rebounder and sixth all-time scorer.



Adam Keefe averaged a Stanford single-season record 25.3 points per game in 1991-92.

Year-by-Year Team Scoring

Year	G	Pts	Avg
1913-14	12	231	19.3
1914-15	9	297	33.0
1915-16	11	275	25.0
1916-17	16	488	30.5
1917-18	15	470	31.3
1918-19	12	470	39.2
1919-20	15	427	28.4
1920-21	18	576	31.9
1921-22	15	318	21.2
1922-23	16	343	21.4
1923-24	15	383	25.5
1924-25	13	260	20.0
1925-26	16	370	23.1
1926-27	18	472	26.2
1927-28	21	513	24.4
1928-29	19	534	28.1
1929-30	19	592	31.2

1930-31	17	508	29.9
1931-32	20	482	24.1
1932-33	27	756	28.0
1933-34	20	579	29.0
1934-35	27	893	33.1
1935-36	29	1,287	49.2
1936-37	27	1,328	49.2
1937-38	24	1,261	52.5
1938-39	25	1,018	40.7
1939-40	23	1,036	45.0
1940-41	26	1,207	46.4
1941-42	32	1,299	40.6
1942-43	21	934	44.5
1943-44	24	804	33.5
1944-45	31	1,523	49.1
1945-46	24	1,252	48.2
1946-47	26	1,562	55.8
1947-48	28	1,428	51.1
1948-49	25	1,608	61.8
1949-50	26	1,608	61.8
1950-51	26	1,608	61.8

1951-52	28	2,015	71.9
1952-53	23	1,496	65.0
1953-54	23	1,616	70.3
1954-55	24	1,675	69.8
1955-56	24	1,577	65.7
1956-57	26	1,642	63.2
1957-58	25	1,489	59.5
1958-59	24	1,450	60.4
1959-60	25	1,395	55.8
1960-61	24	1,330	55.4
1961-62	22	1,434	65.2
1962-63	25	1,608	64.3
1963-64	25	1,607	64.3
1964-65	23	1,622	70.5
1965-66	25	1,757	70.3
1966-67	26	1,847	71.0
1967-68	25	1,897	75.9
1968-69	25	1,742	69.7
1969-70	25	1,890	75.6

1970-71	26	1,900	73.1
1971-72	25	1,895	75.8
1972-73	25	1,719	68.8
1973-74	25	1,683	67.3
1974-75	26	1,883	72.4
1975-76	27	1,988	73.6
1976-77	27	2,044	75.7
1977-78	27	1,965	72.8
1978-79	27	1,909	70.7
1979-80	26	1,757	67.7
1980-81	27	1,814	67.2
1981-82	27	1,807	66.9
1982-83	28	2,121	75.6
1983-84	31	2,311	74.5
1984-85	28	1,894	67.6
1985-86	30	2,224	74.1
1986-87	28	2,002	71.5
1987-88	33	2,577	78.1
1988-89	33	2,519	76.3

1989-90	30	2,032	67.6
1990-91	33	2,539	76.9
1991-92	29	2,195	75.7
1992-93	30	1,989	66.3
1993-94	28	2,091	74.7
1994-95	29	2,290	79.0
1995-96	29	2,181	75.2
1996-97	30	2,427	80.9
1997-98	35	2,807	80.2
1998-99	33	2,425	73.5
1999-00	31	2,447	78.9
2000-01	34	2,829	83.2
2001-02	30	2,420	80.7
2002-03	33	2,393	72.5
2003-04	32	2,356	73.6
2004-05	31	2,173	70.1
2005-06	30	1,992	66.4
2006-07	31	2,156	69.5
2007-08	36	2,553	70.9

Field Goals



Don Griffin, a three-year starter, averaged 16.1 ppg from 1966-69.

Year-by-Year Field Goal Percentage Leaders

Year	Player	Fg-Fga	Pct
1950-51	Ed Tucker	134-338	.396
1951-52	Ron Tomsic	127-294	.432
1952-53	Don Carlson	58-151	.384
1953-54	Dave Epperson	49-117	.419
1954-55	Ron Tomsic	173-364	.475
1955-56	Barry Brown	137-303	.452
1956-57	Dick Haga	69-146	.473
1957-58	Dick Haga	74-160	.462
1958-59	Paul Neumann	135-289	.467
1959-60	Jerry Thuesen	25-60	.417
1960-61	Phil Kelly	51-126	.413
1961-62	Tom Dose	175-400	.438
1962-63	Tom Dose	188-393	.478
1963-64	Tom Dose	185-365	.507
1964-65	Ray Kosanke	112-236	.474
1965-66	Jack Gilbert	62-103	.602
1966-67	Rich Baker	92-154	.598
1967-68	Art Harris	206-428	.482
1968-69	Dennis O'Neill	82-151	.543
1969-70	Claude Terry	201-415	.484
1970-71	Claude Terry	203-427	.476
1971-72	Bob Buell	85-172	.495
1972-73	Rich Kelley	171-330	.518
1973-74	Ed Schweitzer	128-252	.508
1974-75	Ed Schweitzer	166-312	.532
1975-76	Ed Schweitzer	173-320	.541
1976-77	Kimberly Belton	130-239	.544
1977-78	Kimberly Belton	163-300	.543
1978-79	Kimberly Belton	164-265	.619
1979-80	Kimberly Belton	171-293	.584
1980-81	Jeff Ryan	44-85	.518
1981-82	John Revelli	144-239	.603
1982-83	John Revelli	100-149	.671
1983-84	Earl Koberlein	64-98	.653

1984-85	Andy Fischer	98-184	.533
1985-86	Todd Lichti	188-353	.533
1986-87	Todd Lichti	170-39	.517
1987-88	Howard Wright	196-315	.622
1988-89	Adam Keefe	93-147	.633
1989-90	Adam Keefe	210-335	.627
1990-91	Adam Keefe	252-414	.609
1991-92	Adam Keefe	275-499	.564
1992-93	Dion Cross	105-222	.473
1993-94	Andy Poppink	118-249	.474
1994-95	Bart Lammersen	47-86	.547
1995-96	Mark Seaton	52-86	.605
1996-97	Mark Madsen	51-95	.537
1997-98	Mark Madsen	116-197	.589
1998-99	Mark Madsen	153-253	.605
1999-00	Jason Collins	84-135	.622
2000-01	Jason Collins	168-274	.613
2001-02	Curtis Borchardt	171-297	.576
2002-03	Rob Little	116-204	.569
2003-04	Justin Davis	95-166	.572
2004-05	Rob Little	122-236	.517
2005-06	Matt Haryasz	156-325	.480
2006-07	Fred Washington	85-163	.521
2007-08	Taj Finger	79-143	.552

Team Field Goals

Year	Fg
1. 2000-01	953
2. 1997-98	947
3. 1987-88	907
3. 1988-89	907
5. 1990-91	902
6. 2007-08	901
7. 2002-03	852
8. 2003-04	849
9. 1976-77	827
10. 1985-86	827

Team Field Goal Attempts

Year	Fga
1. 1997-98	2,080
2. 1952-53	2,028
3. 2007-08	2,008
4. 2002-03	1,925
5. 1951-52	1,889
6. 2000-01	1,865
7. 1990-91	1,850
8. 1996-97	1,835
9. 1998-99	1,830
10. 2001-02	1,823

Team Field Goal Percentage

Year	Pct.
1. 1982-83	.548
2. 1983-84	.524
3. 1988-89	.522
4. 1987-88	.518
5. 2000-01	.511
6. 1981-82	.491
7. 1978-79	.490
8. 1990-91	.488
9. 1974-75	.481
10. 1989-90	.480

Team Field Goals


Game: 49 vs Denver, 1973-1974

Field Goal Percentage


Game: .769 (30-39) vs Oregon, 1982-83

Field Goals


Game: 23, Hank Luisetti vs Duquesne, 1937-38



Johnny Rogers led the Pac-10 in field goal percentage (.588) during the 1982-83 season.



Five Stanford players have won the conference field goal percentage title since 1959-60, including Howard Wright (.622) in 1987-88.



Mark Seaton, who played in 114 games at Stanford, ranks sixth all-time in career field goal percentage at .565.

Year-by-Year Field Goal Percentage

Year	Fg	Fga	Pct	1959-60	514	1411	.364	1972-73	716	1588	.451	1985-86	827	1740	.475	1998-99	801	1830	.438
1950-51	598	1700	.352	1960-61	497	1369	.363	1973-74	672	1524	.441	1986-87	696	1452	.479	1999-00	819	1750	.468
1951-52	743	1889	.393	1961-62	669	1751	.382	1974-75	764	1588	.481	1987-88	907	1750	.518	2000-01	953	1865	.511
1952-53	667	2028	.329	1962-63	614	1563	.393	1975-76	819	1802	.454	1988-89	907	1739	.522	2001-02	822	1823	.451
1953-54	637	1657	.384	1963-64	665	1600	.409	1976-77	827	1757	.471	1989-90	740	1541	.480	2002-03	852	1925	.443
1954-55	631	1511	.418	1964-65	640	1489	.421	1977-78	797	1675	.475	1990-91	902	1850	.488	2003-04	849	1771	.479
1955-56	560	1401	.400	1965-66	678	1590	.427	1978-79	772	1574	.490	1991-92	818	1730	.473	2004-05	774	1778	.435
1956-57	538	1374	.392	1966-67	704	1570	.446	1979-80	668	1440	.464	1992-93	708	1710	.414	2005-06	673	1580	.426
1957-58	521	1350	.386	1967-68	753	1719	.438	1980-81	665	1461	.455	1993-94	715	1667	.429	2006-07	778	1738	.448
1958-59	516	1318	.392	1968-69	727	1721	.423	1981-82	673	1370	.491	1994-95	773	1733	.446	2007-08	901	2008	.449
				1969-70	748	1676	.446	1982-83	751	1373	.548	1995-96	735	1650	.446				
				1970-71	730	1730	.422	1983-84	824	1574	.524	1996-97	822	1835	.448				
				1971-72	709	1655	.422	1984-85	681	1496	.455	1997-98	947	2080	.455				

Best Field Goal Percentage

(Game, Minimum 10 attempts)

- 1.000 (12-12), Todd Lichti vs Furman, 1988-89
- 1.000 (10-10), Tim Patterson vs UC Santa Barbara, 1972-73
- .929 (13-14), Jason Collins vs Washington, 2000-01
- .923 (12-13), Todd Lichti vs Long Beach State, 1987-88
- .917 (11-12), Adam Keefe vs San Francisco, 1989-90
- .917 (11-12), Andy Poppink vs American, 1995-96
- .909 (10-11), Curtis Borchardt vs Long Beach State, 2001-02
- .909 (10-11), Justin Davis vs UCLA, 2003-04
- .900 (9-10), Keith Jones vs UCLA, 1980-81
- .900 (9-10), John Revelli vs Washington State, 1981-82
- .900 (9-10), Adam Keefe vs North Carolina, 1990-91
- .900 (9-10), Justin Davis vs UNLV, 2003-04

Career Field Goals

Player	Years	Fg
1. Adam Keefe	1988-92	830
2. Todd Lichti	1985-89	820
3. Kimberly Belton	1976-80	628
4. Claude Terry	1969-72	599
5. Howard Wright	1985-89	592
6. Brian Welch	1978-82	565
7. Keith Jones	1980-84	559
7. Tim Young	1994-99	559
9. Tom Dose	1961-64	548
10. Casey Jacobsen	1999-03	547
11. Dion Cross	1992-96	538
12. Ron Tomsic	1951-55	532
13. John Revelli	1980-84	530
14. Rich Kelley	1972-75	526
15. Wolfe Perry	1975-79	519
15. Brent Williams	1990-94	519
17. Art Harris	1965-68	506
18. Don Griffin	1967-69	501
19. Ed Schweitzer	1973-76	467
20. Mark Madsen	1996-00	428
21. Kris Weems	1995-99	427
22. Greg Butler	1984-88	423
23. Bob Bedell	1963-66	422
24. Rob Little	2001-05	400
25. Andy Poppink	1991-96	393

Season Field Goals

Player	Year	Fg
1. Adam Keefe	1991-92	275
2. Adam Keefe	1990-91	252
3. Todd Lichti	1988-89	240
4. Keith Jones	1983-84	239
5. Todd Lichti	1987-88	222
6. Adam Keefe	1989-90	210
7. Don Griffin	1968-69	208
8. Arthur Harris	1967-68	206
9. Mike Bratz	1976-77	205
Casey Jacobsen	2001-02	205
11. Claude Terry	1970-71	203
Casey Jacobsen	2000-01	203
13. Claude Terry	1969-70	201
14. Howard Wright	1987-88	196
15. Claude Terry	1971-72	195
16. Ron Tomsic	1952-53	193
Wolfe Perry	1978-79	193
Keith Jones	1982-83	193
19. Howard Wright	1988-89	190
20. Tom Dose	1962-63	188
Rich Kelley	1974-75	188
Todd Lichti	1985-86	188
23. Brook Lopez	2007-08	184
24. Lawrence Hill	2006-07	179
25. Tom Dose	1961-62	175

Career Field Goal Attempts

Player	Years	Fga
1. Todd Lichti	1985-89	1,525
2. Tom Dose	1961-64	1,458
3. Adam Keefe	1988-92	1,384
4. Ron Tomsic	1951-55	1,374
5. Claude Terry	1969-72	1,270
6. Brent Williams	1990-94	1,249
7. Brevin Knight	1993-97	1,239
8. Dion Cross	1992-96	1,234
9. Brian Welch	1978-82	1,222
10. Don Griffin	1966-69	1,212
11. Casey Jacobsen	1999-02	1,163
12. Wolfe Perry	1976-79	1,158
13. Tim Young	1994-99	1,111
14. Kimberly Belton	1976-80	1,097
15. Keith Jones	1980-84	1,077
16. Howard Wright	1985-89	1,070
17. Rich Kelley	1972-75	1,059
18. Kris Weems	1995-99	1,020

- | | | |
|--------------------|---------|-----|
| 19. Russ Lawler | 1952-55 | 978 |
| 20. Bill Bond | 1954-57 | 969 |
| 21. John Revelli | 1980-84 | 897 |
| 22. Julius Barnes | 1999-03 | 890 |
| 23. George Selleck | 1953-56 | 889 |
| 24. Ed Schweitzer | 1973-76 | 885 |
| 25. Josh Childress | 2001-04 | 881 |



All-American John Revelli made an amazing 67 percent of his shots during the 1982-83 season.

Season Field Goal Attempts

Player	Year	Fga
1. Ron Tomsic	1952-53	626
2. Don Griffin	1968-69	502
3. Adam Keefe	1991-92	499
4. Keith Jones	1983-84	487
5. Casey Jacobsen	2001-02	465
6. Bill Bond	1956-57	450
7. Todd Lichti	1988-89	437
8. Julius Barnes	2002-03	436
9. Claude Terry	1971-72	428
Arthur Harris	1967-68	428
11. Claude Terry	1970-71	427
12. Mike Bratz	1976-77	423
13. Claude Terry	1969-70	415
14. Adam Keefe	1990-91	414
15. Todd Lichti	1987-88	406
16. Brent Williams	1992-93	405
17. Tom Dose	1961-62	400
Casey Jacobsen	2000-01	400
19. Wolfe Perry	1978-79	399
20. Russ Lawler	1953-54	397
21. Tom Dose	1962-63	393
Brook Lopez	2007-08	393
23. Ed Tucker	1951-52	379
24. Bob Bedell	1965-66	377
25. Don Griffin	1966-67	376

Career Field Goal Percentage

Player (Min. 2-years)	Years	G	Fgm-Fga	Pct
1. Jason Collins	1997-01	73	262-431	.608
2. Adam Keefe	1988-92	125	830-1384	.600
3. John Revelli	1980-84	100	530-897	.591
4. Mark Madsen	1996-00	198	428-729	.587
5. Kimberly Belton	1976-80	107	628-1097	.572
6. Mark Seaton	1995-99	114	122-216	.565
7. Justin Davis	2000-04	103	292-522	.559
8. Howard Wright	1985-89	124	592-1070	.553
9. Joe Kirchofer	1999-04	114	113-205	.551
10. Rob Little	2001-05	126	400-727	.550
11. Todd Lichti	1985-89	124	820-1525	.538
12. Curtis Borchardt	1999-02	66	233-436	.534
13. Ed Schweitzer	1973-76	80	467-885	.528
14. Rich Baker	1965-67	71	171-327	.523
15. Derek Bruton	1986-90	100	107-205	.522
16. Jarron Collins	1997-01	129	370-711	.520
17. Keith Jones	1980-84	93	559-1077	.519
18. Todd Manley	1991-95	71	59-114	.518
19. Robin Lopez	2006-08	67	236-458	.515
20. Earl Koberlein	1982-86	105	254-497	.511
21. Andy Fischer	1982-86	115	247-490	.504
22. Greg Butler	1984-88	117	423-841	.503
Tim Young	1994-99	132	559-1111	.503
24. Steve Brown	1981-84,86	93	303-606	.500
Jack Gilbert	1963,65,66	50	97-194	.500

Season Field Goal Percentage

Player (min. 100 Fga)	Year	G	Fgm-Fga	Pct
1. John Revelli	1982-83	15	100-149	.671
2. Adam Keefe	1988-89	33	93-147	.633
3. Adam Keefe	1989-90	30	210-335	.627
4. John Revelli	1978-79	31	170-273	.623
5. Howard Wright	1987-88	33	196-315	.622
Jason Collins	1999-00	31	84-135	.622
7. Kimberly Belton	1978-79	27	164-265	.619
8. Jason Collins	2000-01	34	168-274	.613
9. Adam Keefe	1990-91	33	252-414	.609
10. Mark Madsen	1998-99	33	153-253	.605
11. John Revelli	1981-82	27	144-239	.603
12. Jack Gilbert	1965-66	24	62-103	.602
13. Rich Baker	1966-67	26	92-154	.597
14. Mark Madsen	1997-98	27	116-197	.589
15. Johnny Rogers	1982-83	28	120-204	.588
16. Mark Madsen	1999-00	23	108-184	.587
17. Howard Wright	1988-89	33	190-329	.578
18. Curtis Borchardt	2001-02	29	171-297	.576
19. Justin Davis	2003-04	22	95-166	.572
20. Rob Little	2003-04	32	136-238	.571
21. Rob Little	2002-03	33	116-204	.569
22. Greg Butler	1987-88	33	169-299	.565
23. Andrew Vlahov	1990-91	22	92-163	.564
Adam Keefe	1991-92	29	275-488	.564
25. Keith Jones	1982-83	28	193-345	.559

Freshman Records

Field Goals	Year	Fg
1. Todd Lichti	1985-86	188
2. Ed Schweitzer	1972-73	147
3. Brook Lopez	2006-07	140
4. Casey Jacobsen	1999-00	139
5. Tim Young	1994-95	137
6. Brian Welch	1978-79	132
7. Johnny Rodgers	1981-82	131
8. Kimberly Belton	1976-77	130
9. Dion Cross	1992-93	105
10. Robin Lopez	2006-07	96

Field Goal Attempts

Year	Fga	
1. Todd Lichti	1985-86	353
2. Casey Jacobsen	1999-00	298
3. Brook Lopez	2006-07	282
4. Brian Welch	1978-79	276
5. Tim Young	1994-95	274
6. Brevin Knight	1993-94	254
7. Wolfe Perry	1975-76	252
8. Josh Childress	2001-02	234
9. Dion Cross	1992-93	222

Field Goal Percentage

(min 35 shots made)	Year	Fg-Fga	Pct
1. Adam Keefe	1988-89	93-147	.633
2. Jason Collins	1999-00	84-135	.622
3. Mark Seaton	1995-96	52-86	.605
4. Johnny Rogers	1981-82	131-237	.553
5. Kimberly Belton	1976-77	130-239	.544
6. Mark Madsen	1996-97	51-95	.537
7. Todd Lichti	1985-86	188-353	.533
8. Jarron Collins	1997-98	44-83	.530
9. Dick Dohrmann	1974-75	76-144	.528
10. Andy Fischer	1982-83	49-95	.516

Free Throws



Doug Marty hit .881 from the free throw line in 1980-81.

Year-by-Year Free Throw Percentage Leaders

Year	Player	Ftm-Fta	Pct
1947-48	Morley Thompson	33-46	.717
1950-51	Ed Tucker	96-130	.738
1951-52	Ed Tucker	117-153	.765
1952-53	Ron Tomsic	129-172	.750
1953-54	George Selleck	124-158	.785
1954-55	Ron Tomsic	136-175	.777
1955-56	Bill Bond	100-141	.709
1956-57	Hap Wagner	92-113	.814
1957-58	Jerry Thuesen	59-68	.868
1958-59	Paul Neumann	134-157	.854
1959-60	John Arrillaga	84-109	.771
1960-61	John Hendry	47-65	.723
1961-62	Darrell Sutherland	651-81	.802
1962-63	Tom Dose	144-201	.716
1963-64	Tom Dose	109-132	.825
1964-65	Kent Hinckley	62-75	.827
1965-66	Howard Hassen	31-40	.775
1966-67	Gary Petersmeyer	63-84	.750
1967-68	Gary Petersmeyer	71-94	.755
1968-69	Mal McElwain	59-80	.738
1969-70	Claude Terry	89-118	.754
1970-71	Claude Terry	138-184	.750
1971-72	Dave Frost	64-78	.821
1972-73	Bob Buell	41-54	.751
1973-74	Rich Kelley	125-155	.806
1974-75	Rich Kelley	144-173	.832
1975-76	Mike Bratz	69-88	.784
1976-77	Mike Bratz	118-145	.806
1977-78	Mark Pitchford	32-43	.744
1978-79	Wolfe Perry	107-139	.770
1979-80	Brian Welch	81-105	.781
1980-81	Doug Marty	52-59	.881
1981-82	Johnny Rogers	76-93	.817
1982-83	Johnny Rogers	51-62	.823
1983-84	Keith Jones	141-173	.815
1984-85	Novian Whitsitt	68-80	.850

1985-86	Todd Lichti	140-172	.814
1986-87	Terry Taylor	56-66	.848
1987-88	Todd Lichti	174-198	.879
1988-89	Terry Taylor	49-57	.860
1989-90	Kenny Ammann	31-36	.861
1990-91	John Patrick	72-85	.847
1991-92	Marcus Lollie	49-62	.790
1992-93	Marcus Lollie	68-80	.850
1993-94	Dion Cross	80-101	.792
1994-95	Dion Cross	91-110	.827
1995-96	Dion Cross	81-88	.921
1996-97	Brevin Knight	166-199	.834
1997-98	Arthur Lee	164-185	.886
1998-99	Arthur Lee	140-158	.886
1999-00	Ryan Mendez	63-72	.875
	David Moseley	63-72	.875
2000-01	Ryan Mendez	94-101	.931
2001-02	Julius Barnes	48-59	.814
2002-03	Julius Barnes	120-147	.816
2003-04	Chris Hernandez	96-105	.914
2004-05	Jason Haas	41-47	.872
2005-06	Chris Hernandez	109-121	.901
2006-07	Taj Finger	37-47	.787
2007-08	Brook Lopez	153-194	.789

Team Free Throws

Year	Ft
1. 2000-01	671
2. 1983-84	663
3. 1997-98	651
4. 1987-88	630
5. 1998-99	629
6. 1982-83	617
7. 1994-95	603
8. 1990-91	590
9. 1988-89	581
10. 1985-86	570

Team Free Throw Attempts

Year	Fta
1. 1983-84	917
2. 2000-01	903
3. 1998-99	891
4. 1997-98	882
5. 1991-92	877
6. 1990-91	864
7. 1993-94	860
8. 1982-83	839
8. 1988-89	829
10. 1994-95	827

Team Free Throw Percentage

Year	Pct
1. 2005-06	.763
2. 1995-96	.758
3. 2003-04	.751
4. 1980-81	.747
5. 1996-97	.746
6. 1957-58	.743
6. 2000-01	.743
7. 1997-98	.738
8. 2004-05	.737
9. 1982-83	.735
10. 1963-64	.729
10. 1994-95	.729

Free Throws Made


Game	44, vs BYU-Hawaii, 1983-84
	44, vs Cal Poly, 1994-95

Free Throws Attempted

Game	62, vs BYU-Hawaii, 1983-84
------	----------------------------

Free Throws Percentage


Game	.950 (19-of-20), vs UCLA, 1971-72
	.950 (19-of-20), vs Oregon State, 1987-88



Ryan Mendez, who is third all-time in career free throw percentage (.869) at Stanford, was the Pac-10 champion during the 1999-00 (.875) and 2000-01 (.931) seasons.



Not only was Rich Kelley a dominant front line scorer for Stanford, he could also shoot free throws. Kelley led the league during the 1974-75 season at 85 percent.



Since the 1984-85, six Stanford players have been the Pac-10 free throw pct. leader ten times, including Arthur Lee during his junior and senior seasons (both .886).

Year-by-Year Team Free Throw Pct.

Year	Ftm	Fta	Pct	Year	Ftm	Fta	Pct	Year	Ftm	Fta	Pct
1947-48	288	480	.600	1972-73	287	447	.642	1985-86	570	796	.716
1950-51	416	646	.644	1973-74	339	501	.677	1986-87	526	731	.720
1951-52	529	774	.683	1974-75	355	525	.676	1987-88	630	877	.718
1952-53	452	706	.640	1975-76	350	494	.709	1988-89	581	829	.701
1953-54	494	768	.643	1976-77	390	575	.678	1989-90	449	665	.675
1954-55	485	723	.671	1977-78	371	560	.662	1990-91	590	864	.683
1955-56	457	726	.630	1978-79	265	573	.637	1991-92	430	637	.675
1956-57	566	802	.706	1979-80	421	619	.680	1992-93	405	586	.691
1957-58	447	603	.743	1980-81	484	648	.747	1993-94	559	860	.650
1958-59	418	580	.721	1981-82	461	633	.728	1994-95	603	827	.729
				1982-83	617	839	.735	1995-96	558	736	.758
				1983-84	663	917	.723	1996-97	561	752	.746
				1984-85	533	737	.723	1997-98	651	882	.738
								1998-99	629	891	.706
								1999-00	564	794	.710
								2000-01	671	903	.743
								2001-02	569	813	.700
								2002-03	458	676	.678
								2003-04	489	651	.751
								2004-05	501	680	.737
								2005-06	500	655	.763
								2006-07	426	625	.682
								2007-08	552	795	.694

Consecutive Free Throws Made

- 49, Ryan Mendez, 2000-01
- 41, Todd Lichti, 1988-89

Best Free Throw Percentage

- 1.000 (18-18), Todd Lichti vs UC Santa Barbara, 1987-88
- 1.000 (15-15), Todd Lichti vs Arizona, 1988-89
- 1.000 (14-14), Dick Haga vs Oregon State, 1958-59
- 1.000 (14-14), Todd Lichti vs Baylor, 1987-88
- 1.000 (14-14), Brevin Knight vs Washington, 1994-95
- 1.000 (13-13), Julius Barnes vs USC, 2002-03
- 1.000 (13-13), Julius Barnes vs Arizona State, 2002-03
- 1.000 (12-12), Jerry Thuesen vs Oregon State, 1957-58
- 1.000 (12-12), Jack Gilbert vs Oregon, 1964-65
- 1.000 (12-12), Keith Ramee vs California, 1983-84
- 1.000 (12-12), Arthur Lee vs Arizona, 1998-99
- 1.000 (12-12), Curtis Borchardt vs San Francisco State, 2000-01
- 1.000 (11-11), Brevin Knight vs USC, 1996-97
- 1.000 (11-11), Curtis Borchardt at Arizona, 2001-02
- 1.000 (11-11), Chris Hernandez vs Kansas, 2003-04
- 1.000 (11-11), Dan Grunfeld vs. Arizona State, 2005-06
- 1.000 (10-10), Dick Haga vs Oregon State, 1958-59
- 1.000 (10-10), Brian Welch vs Seton Hall, 1978-79
- 1.000 (10-10), Keith Jones vs Oregon State, 1982-83
- 1.000 (10-10), John Revelli vs Washington, 1983-84
- 1.000 (10-10), Adam Keefe vs California, 1989-90
- 1.000 (10-10), Adam Keefe vs Rider, 1990-91
- 1.000 (10-10), John Patrick vs USC, 1990-91
- 1.000 (10-10), Dion Cross vs Wisconsin, 1994-95
- 1.000 (10-10), Brevin Knight vs Bradley, 1995-96
- 1.000 (10-10), Arthur Lee vs W Michigan, 1999-98
- 1.000 (10-10), Ryan Mendez vs UCLA, 2000-01
- 1.000 (10-10), Chris Hernandez vs. Oregon, 2004-05
- 1.000 (10-10), Dan Grunfeld vs. Oregon State, 2005-06
- .944 (17-18), Chris Hernandez vs. San Francisco, 2004-05
- .938 (15-16), Adam Keefe vs Arizona, 1990-91
- .929 (13-14), Todd Lichti vs Chaminade, 1987-88
- .929 (13-14), Darren Allaway vs Washington State, 1993-94
- .929 (13-14), Jason Haas vs. Washington, 2004-05
- .923 (12-13), Todd Lichti vs Santa Clara, 1987-88
- .923 (12-13), Adam Keefe vs Washington State, 1990-91
- .923 (12-13), Adam Keefe vs California, 1990-91
- .923 (12-13), Arthur Lee vs Oregon State, 1997-98
- .917 (11-12), John Revelli vs Oregon, 1980-81
- .917 (11-12), Andy Poppink vs Washington, 1995-96
- .917 (11-12), Arthur Lee vs Arizona State, 1998-99
- .917 (11-12), Arthur Lee vs Gonzaga, 1998-99
- .917 (11-12), Matt Haryasz vs Southern Utah, 2003-04
- .909 (10-11), Adam Keefe vs Santa Clara, 1988-89
- .909 (10-11), Adam Keefe vs UCLA, 1990-91
- .909 (10-11), Adam Keefe vs Virginia, 1990-91
- .909 (10-11), Arthur Lee vs Washington State, 1997-98
- .909 (10-11), Matt Haryasz vs. USC, 2004-05
- .909 (10-11), Chris Hernandez vs Oregon State, 2004-05
- .909 (10-11), Brook Lopez vs Marquette, 2007-08

Career Free Throws

Player	Years	Ftm
1. Adam Keefe	1988-92	652
2. Brevin Knight	1993-97	591
3. Todd Lichti	1985-89	584
4. John Revelli	1980-84	532
5. Tim Young	1994-99	426
6. Howard Wright	1985-89	415
7. Casey Jacobsen	1999-02	407
8. Keith Jones	1980-84	398
9. Claude Terry	1969-72	368
10. Rich Kelley	1972-75	360
11. Kimberly Belton	1976-80	359
Chris Hernandez	2001-06	359
13. Paul Neumann	1956-59	355
14. Ron Tomsic	1951-55	352
15. Jarron Collins	1997-01	337
16. Mark Madsen	1996-00	320
17. Dion Cross	1992-96	318
18. George Selleck	1953-56	298
19. Dick Haga	1956-59	279
20. Bill Bond	1954-57	273
21. Mark Madsen	1996-00	255
22. Don Griffin	1966-69	254
23. Brian Welch	1978-82	249
24. Ed Tucker	1950-52	213
Russ Lawler	1952-55	213

Season Free Throws

Player	Year	Ftm
1. Adam Keefe	1990-91	203
2. Casey Jacobsen	2001-02	184
3. Adam Keefe	1989-90	179
4. Todd Lichti	1987-88	174
5. Keith Jones	1982-83	167

6. Brevin Knight	1996-97	166
7. Arthur Lee	1997-98	164
8. John Revelli	1983-84	161
9. John Revelli	1981-82	155
10. Brevin Knight	1994-95	153
Brook Lopez	2007-08	153
12. Brevin Knight	1995-96	151
13. Todd Lichti	1988-89	147
14. Jason Collins	2000-01	145
15. Rich Kelley	1974-75	144
16. Keith Jones	1983-84	141
17. Todd Lichti	1985-86	140
Arthur Lee	1998-99	140
19. Curtis Borchardt	2001-02	138
20. Ron Tomsic	1954-55	136
21. Paul Neumann	1958-59	134
22. Tim Young	1996-97	131
23. Ron Tomsic	1952-53	129
24. Mark Madsen	1998-99	127
25. Casey Jacobsen	2000-01	126

Career Free Throw Attempts

Player	Years	Fta
1. Adam Keefe	1988-92	886
2. Brevin Knight	1993-97	741
3. John Revelli	1980-84	726
4. Todd Lichti	1985-89	695
5. Howard Wright	1985-89	659
6. Kimberly Belton	1976-80	619
7. Tim Young	1994-99	555
8. Mark Madsen	1999-00	537
9. Casey Jacobsen	1999-02	528
10. Keith Jones	1980-84	518
11. Jarron Collins	1997-01	504
12. Claude Terry	1969-72	497
13. Ron Tomsic	1951-55	470
14. Rich Kelley	1972-75	457
15. Tom Dose	1961-64	453
15. Arthur Harris	1965-68	453
17. Paul Neumann	1956-59	438
18. Mark Madsen	1996-00	424
18. Ryan Mendez	1996-01	424
20. Arthur Lee	1995-99	421
21. George Selleck	1953-56	415
22. Dick Haga	1956-59	401
23. Bill Bond	1954-57	389
24. Brian Welch	1978-82	381
25. Dion Cross	1992-96	379

Season Free Throw Attempts

Player	Year	Fta
1. Adam Keefe	1990-91	267
2. Adam Keefe	1989-90	247
3. Adam Keefe	1991-92	240
4. Casey Jacobsen	2001-02	237
5. John Revelli	1983-84	233
6. Keith Jones	1982-83	224
7. Mark Madsen	1996-00	218
8. Kimberly Belton	1979-80	214
9. Curtis Borchardt	2001-02	206
10. John Revelli	1981-82	205
11. Brevin Knight	1994-95	204
12. Tom Dose	1961-62	201
13. Brevin Knight	1996-97	199
14. Brook Lopez	2007-08	194
15. Jason Collins	2000-01	185
16. Matt Haryasz	2005-06	183
17. Jarron Collins	2000-01	182
18. Ron Tomsic	1954-55	175
19. Todd Lichti	1987-88	174
20. Jim Ramstead	1951-52	172
Ron Tomsic	1952-53	172
22. Russ Lawler	1953-54	166
23. George Selleck	1953-54	158
Arthur Lee	1998-99	158
25. Paul Neumann	1958-59	157
Jarron Collins	1999-00	157

Career Free Throw Percentage

Player	Years	Ft-Fta	Pct
1. Jerry Thuesen	1957-60	94-106	.887
2. Ryan Mendez	1996-01	186-214	.869
3. Arthur Lee	1995-99	365-421	.867
4. Chris Hernandez	2001-06	359-418	.859
5. Todd Lichti	1985-89	584-695	.840
6. Terry Taylor	1985-89	198-236	.839
Dion Cross	1992-96	318-379	.839
8. Johnny Rogers	1981-83	127-155	.819
9. Paul Neumann	1956-59	355-438	.811
10. Kenny Ammann	1989-91	90-112	.801
Novian Whitsitt	1983-87	189-236	.801

12. Brevin Knight	1993-97	591-741	.798
13. Doug Marty	1978-82	126-158	.797
14. John Patrick	1987-91	133-167	.796
15. Steve Brown	1981-86	197-249	.791
16. Rich Kelley	1972-75	360-457	.788
17. Julius Barnes	1999-03	202-262	.786
18. Kris Weems	1995-99	180-230	.783
19. Mike Bratz	1974-77	199-255	.780
20. Matt Lottich	2000-04	108-139	.777
21. Kent Hincley	1963-65	130-168	.774
Dave Frost	1971-74	130-168	.774
23. Brian Welch	1978-82	292-381	.771
Casey Jacobsen	1999-02	407-528	.771
25. Keith Jones	1980-84	398-518	.768
Tim Young	1994-99	426-555	.768

Season Free Throw Percentage

Player	Year	Ft-Fta	Pct
1. Ryan Mendez	2000-01	94-101	.931
2. Dion Cross	1995-96	81-88	.921
3. Chris Hernandez	2003-04	96-105	.914
4. Chris Hernandez	2005-06	109-121	.901
5. Arthur Lee	1997-98	164-185	.886
Arthur Lee	1998-99	140-158	.886
6. Doug Marty	1980-81	52-59	.881
7. Todd Lichti	1987-88	174-198	.879
8. Ryan Mendez	1999-00	63-72	.875
David Moseley	1999-00	62-72	.875
10. Terry Taylor	1987-88	69-79	.873
11. Jerry Thuesen	1957-58	59-68	.868
12. Matt Lottich	2003-04	56-65	.862
13. Kenny Ammann	1989-90	31-36	.861
14. Terry Taylor	1988-89	49-57	.860
15. Paul Neumann	1958-59	134-157	.854
16. Novian Whitsitt	1984-85	68-80	.850
Todd Lichti	1988-89	147-173	.850
Marcus Lollie	1992-93	68-80	.850
19. Terry Taylor	1986-87	56-66	.848
20. John Patrick	1990-91	72-85	.847
21. Brevin Knight	1996-97	166-199	.834
22. Rich Kelley	1974-75	144-173	.832
23. Kent Hincley	1964-65	62-75	.827
Dion Cross	1994-95	91-110	.827
25. Tom Dose	1963-64	109-132	.826
Kris Weems	1997-98	71-86	.826

Freshman Records

Free Throws	Year	Ftm
1. Todd Lichti	1985-86	140
2. John Revelli	1980-81	130
3. Brevin Knight	1993-94	121
4. Casey Jacobsen	1999-00	97
5. Howard Wright	1985-86	92
6. Adam Keefe	1988-89	91
7. Tim Young	1994-95	83
8. Kimberly Belton	1976-77	77
9. Johnny Rogers	1981-82	76
Keith Ramee	1982-83	76

Free Throw Attempts	Year	Fta
1. Todd Lichti	1985-86	172
2. John Revelli	1980-81	170
3. Brevin Knight	1993-94	160
4. Howard Wright	1985-86	151
5. Kimberly Belton	1976-77	136
Casey Jacobsen	1999-00	136
7. Adam Keefe	1988-89	132
8. Tim Young	1994-95	120
8. Keith Ramee	1982-83	105
10. Darren Allaway	1992-93	80
Dion Cross	1992-93	80

Free Throw Percentage

(min 15 attempts)	Year	Ft-Fta	Pct
1. Dion Cross	1992-93	66-80	.825
2. Ryan Mendez	1996-97	18-22	.818
3. Johnny Rogers	1981-82	76-93	.817
4. Todd Lichti	1985-86	140-172	.814
5. Bobby Patton	1991-92	12-15	.800
6. Dan Grunfeld	2002-03	21-27	.778
7. Mitch Johnson	2005-06	42-51	.774
8. Brevin Knight	1993-94	121-160	.756
9. Darren Allaway	1992-93	58-80	.725
10. Casey Jacobsen	1999-00	97-136	.713

Rebounds



Mark Madsen led the Cardinal in rebounding three straight years.

Team Rebounds

Year	Rebs
1. 1997-98	1,444
2. 2007-08	1,409
3. 1952-53	1,343
4. 1998-99	1,342
5. 1999-00	1,309
6. 2002-03	1,279
7. 1990-91	1,251
8. 2001-02	1,254
9. 2000-01	1,244
10. 1963-64	1,228

Team Rebound Average

Year	Avg
1. 1952-53	49.7
2. 1963-64	49.1
3. 1964-65	46.6
4. 1962-63	46.5
5. 1961-62	46.1
6. 1972-73	45.8
7. 1969-70	43.9
8. 1973-74	43.6
9. 1971-72	43.2
10. 1999-00	42.2

Year-by-Year Rebounding Leaders

Year	Player	G	Reb	Avg
1952-53	Don Carlson	25	266	10.6
1953-54	Russ Lawler	25	234	9.4
1954-55	Russ Lawler	25	240	10.9
1955-56	Barry Brown	24	259	10.8
1956-57	Dick Haga	26	170	6.5
1957-58	Dick Haga	25	202	8.0
1958-59	Dick Haga	25	177	7.1
1959-60	John Windsor	25	162	6.5
1960-61	John Windsor	24	166	8.4
1961-62	Tom Dose	26	270	11.5
1962-63	Tom Dose	25	269	10.8
1963-64	Clayton Raaka	24	255	10.6
1964-65	Ray Kosanke	23	182	7.9
1965-66	Bob Bedell	25	227	9.1
1966-67	Art Harris	26	194	7.5
1967-68	Art Harris	26	210	8.1
1968-69	Bill Palmer	26	245	9.4
1969-70	Bill Palmer	25	211	8.4
1970-71	Mike Michel	26	210	8.1
1971-72	Steve Shupe	25	185	7.4
1972-73	Rich Kelley	25	331	13.2
1973-74	Rich Kelley	25	313	12.5
1974-75	Rich Kelley	26	300	11.5
1975-76	Ed Schweitzer	27	302	11.2
1976-77	Kimberly Belton	27	228	8.4
1977-78	Kimberly Belton	27	243	9.0
1978-79	Kimberly Belton	27	234	8.7
1979-80	Kimberly Belton	26	255	9.8
1980-81	John Revelli	27	206	7.6
1981-82	John Revelli	27	231	8.6
1982-83	Hans Wichary	28	146	5.2
1983-84	John Revelli	31	244	7.9

1984-85	Kent Seymour	28	164	5.9
1985-86	Howard Wright	30	189	6.3
1986-87	Howard Wright	28	190	6.8
1987-88	Howard Wright	33	255	7.7
1988-89	Howard Wright	33	226	6.9
1989-90	Adam Keefe	30	272	9.1
1990-91	Adam Keefe	33	313	9.5
1991-92	Adam Keefe	29	355	12.2
1992-93	Brent Williams	30	174	5.8
1993-94	Andy Poppink	29	208	7.4
1994-95	Tim Young	29	249	8.6
1995-96	Andy Poppink	29	243	8.4
1996-97	Tim Young	30	253	8.4
1997-98	Tim Young	35	284	8.1
	Mark Madsen	27	220	8.2
1998-99	Mark Madsen	33	297	9.0
1999-00	Mark Madsen	23	214	9.3
2000-01	Jason Collins	34	265	7.8
2001-02	Curtis Borchardt	30	332	11.4
2002-03	Josh Childress	33	266	8.1
2003-04	Josh Childress	23	173	7.5
2004-05	Matt Haryasz	31	281	9.1
2005-06	Matt Haryasz	30	244	8.7
2006-07	Lawrence Hill	31	187	6.0
	Brook Lopez	26	156	6.0
2007-08	Brook Lopez	27	221	8.2

Total Rebounds


Game 81, vs BYU, 1968-69

Rebound Average

Season 49.7, 1952-53

Rebound Margin


Game 34 (51-17), vs San Jose State, 1988-89



Tim Young finished his career as Stanford's #2 all-time rebounder (1,070).



Curtis Borchardt led the Pac-10 in rebounding in 2001-02.



Howard Wright led the Cardinal in rebounding all four seasons of his career.

Year-by-Year Rebounds

Rebound Average

Year	G	Reb	Avg
1952-53	23	1343	49.7
1953-54	23	852	34.1
1954-55	24	877	39.9
1955-56	24	919	38.3
1956-57	26	806	31.0
1957-58	25	825	33.0
1958-59	24	947	37.9
1959-60	25	953	38.1
1960-61	24	910	37.9
1961-62	22	1,109	46.1

1962-63	25	1,162	46.5
1963-64	25	1,228	49.1
1964-65	23	1,073	46.6
1965-66	25	1,118	44.7
1966-67	26	1,063	41.0
1967-68	25	1,092	42.1
1968-69	25	1,050	40.4
1969-70	25	1,097	43.9
1970-71	26	1,145	44.0
1971-72	25	1,080	43.2
1972-73	25	1,145	45.8
1973-74	25	1,089	43.6
1974-75	26	1,041	40.0

1975-76	27	1,123	41.6
1976-77	27	1,040	38.5
1977-78	27	1,013	37.5
1978-79	27	963	35.7
1979-80	26	938	36.1
1980-81	27	921	34.1
1981-82	27	820	30.4
1982-83	28	846	30.2
1983-84	31	958	30.9
1984-85	38	923	33.0
1985-86	30	1,046	34.9
1986-87	28	954	34.1
1987-88	33	1,193	36.2

1988-89	33	1,148	34.8
1989-90	30	1,057	35.2
1990-91	33	1,251	37.9
1991-92	29	1,099	37.9
1992-93	30	1,011	33.7
1993-94	28	1,087	38.8
1994-95	29	1,113	38.4
1995-96	29	1,073	37.0
1996-97	30	1,206	40.2
1997-98	35	1,444	41.3
1998-99	33	1,342	40.7
1999-00	31	1,309	42.2
2000-01	34	1,244	36.6

2001-02	30	1,254	41.8
2002-03	33	1,279	38.8
2003-04	32	1,178	36.8
2004-05	31	1,109	35.8
2005-06	30	1,028	34.3
2006-07	31	1,193	38.5
2007-08	36	1,409	39.1

Game Rebounds

- 27, Rich Kelley vs Kentucky, 1973-74
- 24, Rich Kelley vs LSU, 1974-75
- 24, Kimberly Belton vs California, 1976-77
- 22, Adam Keefe vs Oregon, 1991-92
- 21, Clayton Raaka vs California, 1963-64
- 21, Ed Schweitzer vs California, 1975-76
- 21, Adam Keefe vs Southern Utah, 1991-92
- 21, Tim Young vs Oregon, 1996-97
- 21, Curtis Borchardt vs Arizona, 2001-02
- 20, Tom Dose vs Oregon State, 1962-63
- 20, Chuck Moore vs Wyoming, 1969-70
- 20, Rich Kelley vs Utah, 1973-74
- 20, Mark Madsen at Washington, 1999-00
- 20, Curtis Borchardt vs Purdue, 2001-02
- 20, Matt Haryasz vs. Oregon, 2004-05
- 19, Rich Kelley vs Air Force, 1973-74
- 19, Rich Kelley vs Utah State, 1974-75
- 19, Ed Schweitzer vs Washington, 1975-76
- 19, Adam Keefe vs Santa Clara, 1991-92
- 18, Rich Kelley vs USC, 1973-74
- 18, Rich Kelley vs Illinois, 1974-75
- 18, Ed Schweitzer vs Wisconsin, 1975-76
- 18, Kimberly Belton vs Washington, 1976-77
- 18, Adam Keefe vs Washington, 1991-92
- 18, Curtis Borchardt at Oregon State, 2001-02
- 17, Clayton Raaka vs Washington, 1962-63
- 17, Tom Dose vs USC, 1962-63
- 17, Bob Bedell vs Arizona State, 1965-66
- 17, Ray Kosanke vs California, 1965-66
- 17, Rich Kelley vs Washington, 1973-74
- 17, Rich Kelley vs California, 1973-74
- 17, George Schader vs UCLA, 1975-76
- 17, Ed Schweitzer vs Miami (Ohio), 1975-76
- 17, Kimberly Belton vs Washington, 1977-78
- 17, Kimberly Belton vs San Jose State, 1979-80
- 17, Tim Young vs Oregon, 1994-95
- 17, Andy Poppink vs Bradley, 1995-96
- 17, Tim Young vs Arizona, 1996-97
- 17, Mark Madsen vs College of Charleston, 1997-98
- 17, Tim Young vs Rhode Island, 1997-98
- 17, Curtis Borchardt at Arizona State, 2001-02
- 16, Mal McElwain vs Washington, 1967-68
- 16, Rich Kelley vs Washington State, 1973-74
- 16, Rich Kelley vs Washington, 1974-75
- 16, Ed Schweitzer vs Nevada, 1974-75

- 16, Ed Schweitzer vs San Francisco, 1974-75
- 16, Ed Schweitzer vs Washington, 1974-75
- 16, Ed Schweitzer vs Minnesota, 1975-76
- 16, Ed Schweitzer vs LSU, 1975-76
- 16, Kimberly Belton vs Arizona, 1978-79
- 16, John Revelli vs USIU, 1981-82
- 16, Adam Keefe vs Washington, 1991-92
- 16, Adam Keefe vs Arizona, 1991-92
- 16, Tim Young vs Seton Hall, 1996-97
- 16, Tim Young vs Arizona State, 1996-97
- 16, Mark Madsen vs Kentucky, 1997-98
- 16, Andy Poppink vs Oregon State, 1993-94
- 16, Curtis Borchardt at Washington, 2001-02
- 16, Justin Davis at UNLV, 2002-03
- 16, Brook Lopez vs Arizona State, 2007-08
- 15, Mike Ledgerwood vs Washington, 1960-61
- 15, Craig Cordes vs Santa Clara, 1964-65
- 15, Rich Kelley vs USC, 1974-75
- 15, Rich Kelley vs California, 1974-75
- 15, Rich Kelley vs USC, 1974-75
- 15, Ed Schweitzer vs Washington, 1974-75
- 15, Ed Schweitzer vs UCLA, 1975-76
- 15, Kimberly Belton vs San Jose State, 1978-79
- 15, Adam Keefe vs Washington State, 1989-90
- 15, Tim Young vs Navy, 1996-97
- 15, Tim Young vs Utah, 1996-97
- 15, Tim Young vs California, 1997-98
- 15, Jason Collins vs Duke, 2000-01
- 15, Curtis Borchardt vs Oregon, 2001-02
- 15, Robin Lopez vs Siena, 2006-07
- 15, Brook Lopez vs Arizona, 2007-08

Career Rebounds

Player	Years	Reb
1. Adam Keefe	1988-92	1,119
2. Tim Young	1994-99	1,070
3. Kimberly Belton	1976-80	955
4. Rich Kelley	1972-75	944
5. Howard Wright	1985-89	860
6. Mark Madsen	1996-00	857
7. John Revelli	1980-84	798
8. Tom Dose	1961-64	755
9. Jarron Collins	1997-01	706
10. Ed Schweitzer	1973-76	704
11. Todd Lichti	1985-89	697
12. Andy Poppink	1991-96	665
13. Russ Lawler	1952-55	654
14. Clayton Raaka	1962-65	617
14. Clayton Raaka	2004-05	617
16. Brent Williams	1990-94	611
17. Josh Childress	2001-04	583
18. Bob Bedell	1963-66	566
19. John Windsor	1959-62	565
20. Justin Davis	2000-04	555
21. Dick Haga	1956-59	549
22. Art Harris	1965-68	531
23. Brian Welch	1978-82	528
23. Andrew Vlahov	1987-91	528
25. Peter Sauer	1995-99	524

Season Rebounds

Player	Year	Reb
1. Adam Keefe	1991-92	355
2. Curtis Borchardt	2001-02	332
3. Rich Kelley	1972-73	331
4. Rich Kelley	1973-74	313
Adam Keefe	1990-91	313
6. Ed Schweitzer	1975-76	302
7. Rich Kelley	1974-75	300
8. Mark Madsen	1998-99	297
9. Tim Young	1997-98	284
10. Matt Haryasz	2004-05	281
11. Adam Keefe	1989-90	272
12. Tom Dose	1961-62	270
13. Tom Dose	1962-63	269
14. Don Carlson	1952-53	266
Josh Childress	2002-03	266
16. Jason Collins	2000-01	265
17. Barry Brown	1955-56	259
18. Clayton Raaka	1963-64	255
Kimberly Belton	1979-80	255
Howard Wright	1987-88	255
21. Tim Young	1996-97	253
22. Bill Palmer	1968-69	245
23. John Revelli	1983-84	244
23. Matt Haryasz	2005-06	244
25. Kimberly Belton	1977-78	243
Tim Young	1995-96	243

Career Rebounds Per Game

Player	Years	G	Reb	Avg
1. Rich Kelley	1972-75	76	944	12.4
2. Tom Dose	1961-64	75	755	10.1
3. Adam Keefe	1988-92	125	1,119	9.0
4. Kimberly Belton	1976-80	107	955	8.9
5. Ed Schweitzer	1973-76	80	704	8.8
6. Bill Palmer	1967-70	58	505	8.7
7. Russ Lawler	1952-55	76	654	8.6
8. Clayton Raaka	1962-65	72	671	8.5
9. Tim Young	1994-99	132	1,070	8.1
10. John Revelli	1980-84	100	798	8.0
Bob Bedell	1963-66	71	566	8.0
12. Mark Madsen	1996-00	108	857	7.9
13. Ray Kosanke	1963-66	63	482	7.7
14. John Windsor	1959-62	75	565	7.5
15. Barry Brown	1953-56	72	521	7.2
Dick Haga	1956-59	76	549	7.2
Curtis Borchardt	1999-02	66	478	7.2
18. Brook Lopez	2006-08	53	377	7.1
19. Arthur Harris	1965-68	77	531	6.9
Howard Wright	1985-89	124	860	6.9
21. Josh Childress	2001-04	86	583	6.8
22. Jason Collins	1997-01	73	484	6.6
23. Mike Mann	1971-74	56	359	6.4
24. Mal McElwain	1967-69	77	487	6.3
25. Mike Michel	1968-71	71	424	6.0

Season Rebounds Per Game

Player	Year	G	Reb	Avg
1. Rich Kelley	1972-73	25	331	13.2
2. Rich Kelley	1973-74	25	313	12.5
3. Adam Keefe	1991-92	29	355	12.2
4. Tom Dose	1961-62	26	270	11.5
Rich Kelley	1974-75	26	300	11.5
6. Curtis Borchardt	2001-02	30	332	11.4
7. Ed Schweitzer	1975-76	27	302	11.2
8. Russ Lawler	1954-55	25	240	10.9
9. Barry Brown	1955-56	24	259	10.8
Tom Dose	1962-63	25	269	10.8
11. Don Carlson	1952-53	25	266	10.6
Clayton Raaka	1963-64	24	255	10.6
13. Tom Dose	1961-62	26	270	10.4
14. John Windsor	1961-62	26	237	10.1
15. Kimberly Belton	1979-80	26	255	9.8
16. Adam Keefe	1990-91	33	313	9.5
17. Russ Lawler	1953-54	25	234	9.4
18. Mark Madsen	1999-00	23	214	9.3
19. Bob Bedell	1965-66	25	227	9.1
Adam Keefe	1989-90	30	272	9.1
Matt Haryasz	2004-05	31	281	9.1
22. Ray Kosanke	1965-66	25	226	9.0
Tom Dose	1963-64	24	216	9.0
Kimberly Belton	1977-78	27	243	9.0
Mark Madsen	1998-99	33	297	9.0

Freshman Records


Player	Year	Reb
1. Tim Young	1994-95	249
2. Ed Schweitzer	1972-73	234
3. Kimberly Belton	1976-77	228
4. John Revelli	1980-81	206
5. Scott Russell	1973-74	194
6. Jason Collins	1999-00	190
7. Adam Keefe	1988-89	179
8. Robin Lopez	2006-07	172
9. Brook Lopez	2006-07	156
10. Josh Childress	2001-02	144

Rebound Average

Player	Year	Avg
1. Tim Young	1994-95	8.6
2. Jason Collins	1999-00	6.1
3. Brook Lopez	2006-07	6.0
4. Robin Lopez	2006-07	5.5
5. Adam Keefe	1988-89	5.4
6. Mark Madsen	1996-97	5.0
7. Josh Childress	2001-02	4.8
8. Darren Allaway	1992-93	4.6
9. Brevin Knight	1993-94	3.9
10. Curtis Borchardt	1999-00	3.7



Ed Schweitzer was the league's top rebounder during the 1975-76 season.



Brevin Knight's 780 career assists are No. 1 all-time at Stanford and fourth-best in Pac-10 history.



Mitch Johnson dished out a school-record 16 assists in Stanford's 82-81 overtime win over Marquette in the second round of the 2008 NCAA Tournament.

Year-by-Year Team Assist Average

Year	G	Assists	Avg
1974-75	26	405	15.6
1975-76	27	451	16.7
1976-77	27	432	16.0
1977-78	27	492	18.2
1978-79	27	398	14.7
1979-80	26	343	13.2
1980-81	27	311	11.5
1981-82	27	311	11.5
1982-83	28	350	12.5
1983-84	31	398	12.8
1984-85	28	350	12.5
1985-86	30	494	16.5
1986-87	28	424	15.1
1987-88	33	576	17.5
1988-89	33	604	18.3
1989-90	30	435	14.5
1990-91	33	578	17.5
1991-92	29	508	17.5
1992-93	30	347	11.6
1993-94	28	368	13.1
1994-95	29	395	13.6
1995-96	29	466	16.1
1996-97	30	534	17.8
1997-98	35	569	16.3
1998-99	33	515	15.6
1999-00	31	539	17.4
2000-01	34	568	16.7
2001-02	30	480	16.0
2002-03	33	489	14.8
2003-04	32	515	16.1
2004-05	31	377	12.2
2005-06	30	425	14.2
2006-07	31	460	14.8
2007-08	36	525	14.6

Year-by-Year Assist Leaders

Year	Player	G	Assists	Avg
1974-75	Melvin Arterberry	21	81	3.9
1975-76	Mike Bratz	27	132	4.9
1976-77	Mike Bratz	27	113	4.2
1977-78	Paul Giovacchini	25	73	2.9
1978-79	Paul Giovacchini	26	90	3.5
1979-80	Doug Marty	26	95	3.7
1980-81	Doug Marty	27	66	2.4
1981-82	Doug Marty	27	63	2.3
1982-83	Keith Ramee	28	133	4.8
1983-84	Keith Ramee	31	87	2.8
1984-85	Keith Ramee	28	115	4.1
1985-86	Keith Ramee	30	178	5.9
1986-87	Terry Taylor	28	142	5.1
1987-88	Terry Taylor	32	161	5.0
1988-89	Terry Taylor	33	159	4.8
1989-90	John Patrick	30	115	4.1
1990-91	John Patrick	33	125	3.8
1991-92	Marcus Lollie	29	189	6.5
1992-93	Marcus Lollie	30	141	4.7
1993-94	Brevin Knight	28	150	5.4
1994-95	Brevin Knight	28	184	6.6
1995-96	Brevin Knight	29	212	7.3
1996-97	Brevin Knight	30	234	7.8
1997-98	Arthur Lee	35	161	4.6
1998-99	Arthur Lee	33	145	4.4
1999-00	Michael McDonald	31	145	4.7
2000-01	Michael McDonald	34	165	4.9
2001-02	Casey Jacobsen	30	106	3.5
2002-03	Julius Barnes	33	130	3.9
2003-04	Chris Hernandez	30	130	4.3
2004-05	Chris Hernandez	30	120	4.0
2005-06	Chris Hernandez	30	99	3.3
2006-07	Fred Washington	31	113	3.6
2007-08	Mitch Johnson	36	188	5.2

Team Assists

Year	Assists
1. 1988-89	604
2. 1990-91	578
3. 1987-88	576
4. 1997-98	569
5. 2000-01	568
6. 1999-00	539
7. 1996-97	534
8. 2007-08	525
9. 1998-99	515
10. 2003-04	515

Game Assists


16. Mitch Johnson vs Marquette, 2007-08
13. Brevin Knight vs USC, 1994-95
13. Brevin Knight vs California, 1995-96
13. Brevin Knight vs Alaska Anchorage, 1996-97
13. Brevin Knight vs Arizona State, 1996-97
13. Brevin Knight vs California, 1996-97
12. Keith Ramee vs Oregon State, 1982-83
12. Terry Taylor vs Washington State, 1986-87
12. Brevin Knight vs California, 1994-95
12. Brevin Knight vs Arizona, 1996-97
11. Terry Taylor vs Oregon State, 1987-88
11. Keith Ramee vs Seton Hall, 1985-86
11. Marcus Lollie vs Oregon, 1992-93
11. Brevin Knight vs Virginia, 1993-94
11. Brevin Knight vs Arizona, 1995-96
11. Brevin Knight vs Oregon State, 1996-97
10. Keith Ramee vs Yale, 1985-86
10. Mike Bratz vs Washington State, 1975-76
10. Paul Giovacchini vs Cal Poly Pomona, 1977-78
10. Keith Ramee vs Seattle, 1984-85
10. Keith Ramee vs Washington, 1984-85
10. Terry Taylor vs Vanderbilt, 1988-89
10. Marcus Lollie vs Houston, 1990-91
10. Marcus Lollie vs Arizona State, 1991-92
10. Brevin Knight vs Oregon State, 1994-95
10. Brevin Knight vs Stetson, 1995-96
10. Brevin Knight vs Rice, 1995-96
10. Brevin Knight vs Arizona, 1995-96
10. Brevin Knight vs USC, 1995-96
10. Brevin Knight vs American, 1995-96
10. Brevin Knight vs California, 1995-96
10. Brevin Knight vs Oklahoma, 1996-97
10. Arthur Lee vs Washington, 1997-98
10. Arthur Lee vs Arizona State, 1997-98
10. Arthur Lee vs Oregon State, 1997-98
10. Julius Barnes vs Fresno State, 2006-07

Career Player

Player	Years	Assists
1. Brevin Knight	1993-97	780
2. Keith Ramee	1982-86	513
3. Terry Taylor	1985-89	490
4. Marcus Lollie	1989-93	474
5. Chris Hernandez	2001-06	396
6. Michael McDonald	1997-01	393
7. Mitch Johnson	2005-	389
8. Arthur Lee	1995-99	382
9. Todd Licht	1985-89	304
10. Mike Bratz	1974-77	289
11. Julius Barnes	1999-03	283
12. Andrew Vlahov	1987-91	278
13. Wolfe Perry	1975-79	258
14. John Patrick	1987-91	255
15. Casey Jacobsen	1999-02	254
16. Doug Marty	1978-82	243
17. Matt Lottich	2000-04	239
18. Kris Weems	1995-99	238
19. Brian Welch	1978-82	221
20. Paul Giovacchini	1976-79	220
21. Kimberly Belton	1976-80	215
22. Adam Keefe	1988-92	210
23. Tony Giovacchini	1998-02	209
24. Keith Jones	1980-84	205
25. Howard Wright	1985-89	197

Season Player

Player	Year	Assists
1. Brevin Knight	1996-97	234
2. Brevin Knight	1995-96	212
3. Marcus Lollie	1991-92	189
4. Mitch Johnson	2007-08	188
5. Brevin Knight	1994-95	184
6. Keith Ramee	1985-86	178
7. Michael McDonald	2000-01	165
8. Terry Taylor	1987-88	161
Arthur Lee	1997-98	161
10. Terry Taylor	1988-89	159
11. Brevin Knight	1993-94	150
12. Arthur Lee	1998-99	145
Michael McDonald	1997-98	145
14. Terry Taylor	1986-87	142
15. Marcus Lollie	1992-93	141
16. Keith Ramee	1982-83	133
17. Mike Bratz	1975-76	132
18. Julius Barnes	2002-03	130
Chris Hernandez	2003-04	130
20. John Patrick	1990-91	125
21. Chris Hernandez	2004-05	120
22. Keith Ramee	1984-85	115
John Patrick	1989-90	115
24. Mike Bratz	1976-77	113
Matt Lottich	2003-04	113
Fred Washington	2006-07	113



Michael McDonald's 393 career assists place him sixth all time at Stanford.

Freshman Records

Player	Year	Assists
1. Brevin Knight	1993-94	150
2. Keith Ramee	1982-83	133
3. Mitch Johnson	2005-06	98
4. Casey Jacobsen	1999-00	70
5. Wolfe Perry	1975-76	67
6. Mark Pitchford	1977-78	55
Keith Jones	1980-81	55
8. Steve Brown	1981-82	54
9. Kimberly Belton	1976-77	50
10. Brian Welch	1978-79	49
Michael McDonald	1997-98	49



Three times in conference history a Stanford player has led the league in steals average. Keith Ramee led the Pac-10 in thefts during the 1984-85 season with an average of two per game.



Chris Hernandez finished his career with 138 steals and 396 assists, each fifth best in Stanford history.

Year-by-Year Team Steals Average

Year	G	Stl	Avg
1976-77	27	184	6.8
1977-78	27	163	6.0
1978-79	27	134	5.9
1979-80	26	110	4.2
1980-81	27	123	4.6
1981-82	27	111	4.1
1982-83	28	207	7.4
1983-84	31	239	7.7
1984-85	28	238	8.5
1985-86	30	246	8.2
1986-87	28	143	5.1
1987-88	33	167	5.1
1988-89	33	235	7.1
1989-90	30	170	5.7
1990-91	33	192	5.8
1991-92	29	170	5.7
1992-93	30	169	5.6
1993-94	28	206	7.4
1994-95	29	201	6.9
1995-96	29	181	6.2
1996-97	30	208	6.9
1997-98	35	183	5.2
1998-99	33	187	5.7
1999-00	31	141	4.5
2000-01	34	187	5.5
2001-02	30	151	5.0
2002-03	33	177	5.4
2003-04	32	204	6.4
2004-05	31	208	6.7
2005-06	31	165	5.5
2006-07	31	144	4.6
2007-08	36	158	4.4

Year-by-Year Individual Steals Average


Year	Player	G	Stls	Avg
1976-77	Mike Bratz	27	59	2.2
1977-78	Wolfe Perry	27	25	0.9
1978-79	Wolfe Perry	27	38	1.4
1979-80	Kimberly Belton	26	29	1.1
1980-81	Keith Jones	25	32	1.3
1981-82	Steve Brown	27	26	0.9
1982-83	Keith Ramee	28	47	1.7
1983-84	Keith Jones	31	48	1.5
1984-85	Keith Ramee	28	55	2.0
1985-86	Keith Ramee	20	53	1.8
1986-87	Todd Lichti	28	35	1.3
1987-88	Todd Lichti	33	40	1.2
1988-89	Terry Taylor	33	41	1.2
1989-90	Andrew Vlahov	30	50	1.7
1990-91	Adam Keefe	33	51	1.5
1991-92	Adam Keefe	29	49	1.7
1992-93	Marcus Lollie	39	41	1.1
1993-94	Brevin Knight	28	77	2.8
1994-95	Brevin Knight	28	78	2.8
1995-96	Brevin Knight	29	60	2.1
1996-97	Brevin Knight	30	83	2.8
1997-98	Arthur Lee	35	40	1.1
1998-99	Arthur Lee	33	59	1.8
1999-00	Michael McDonald	31	26	0.8
	David Moseley	31	26	0.8
2000-01	Michael McDonald	34	31	0.9
2001-02	Julius Barnes	30	27	0.9
2002-03	Josh Childress	33	39	1.2
2003-04	Chris Hernandez	30	34	1.1
2004-05	Chris Hernandez	30	52	1.7
2005-06	Chris Hernandez	30	35	1.2
2006-07	Mitch Johnson	31	29	0.9
2007-08	Mitch Johnson	36	28	0.8

Team Steals

Year	Stals
1. 1985-86	246
2. 1983-84	239
3. 1984-85	238
4. 1988-89	235
5. 1996-97	208
5. 2004-05	208
7. 1982-83	207
8. 1993-94	206
9. 2003-04	204
10. 1994-95	201

Steals - Game

10. Brevin Knight vs McNeese State, 1993-94



David Moseley (left) and Michael McDonald each picked 26 steals during the '99-00 season.

Career Steals Player

Player	Years	Stals
1. Brevin Knight	1993-97	298
2. Keith Ramee	1982-86	199
3. Todd Lichti	1985-89	156
4. Adam Keefe	1988-92	141
5. Chris Hernandez	2001-06	138
6. Andrew Vlahov	1987-91	130
7. Keith Jones	1980-84	128
8. Arthur Lee	1995-99	127
9. Wolfe Perry	1975-79	112
10. Marcus Lollie	1989-93	108
11. Nick Robinson	2001-05	107
12. Steve Brown	1981-86	106
13. Terry Taylor	1985-89	103
14. Howard Wright	1985-89	98
Andy Poppink	1991-96	98
16. Eric Reveno	1984-89	93
17. John Paye	1983-86	89
18. Fred Washington	2003-08	88
19. Kimberly Belton	1976-80	84
20. Earl Koberlein	1982-86	83
21. Mitch Johnson	2005-	82
22. Michael McDonald	1997-01	81
23. Brent Williams	1990-94	79
24. David Moseley	1996-00	78
Justin Davis	2000-04	78

Season Steals Player


Player	Year	Stals
1. Brevin Knight	1996-97	83
2. Brevin Knight	1994-95	78
3. Brevin Knight	1993-94	77
4. Brevin Knight	1995-96	60
5. Mike Bratz	1976-77	59
Arthur Lee	1998-99	59
7. Keith Ramee	1984-85	55
8. Keith Ramee	1985-86	53
9. Chris Hernandez	2004-05	52
10. Adam Keefe	1990-91	51
11. Andrew Vlahov	1989-90	50
12. Andrew Vlahov	1992-93	49
Adam Keefe	1991-92	49
14. Keith Jones	1983-84	48
15. Keith Ramee	1982-83	47
Todd Lichti	1985-86	47
17. Keith Jones	1982-83	43
18. Terry Taylor	1988-89	41
Marcus Lollie	1992-93	41
20. Todd Lichti	1987-88	40
Eric Reveno	1988-89	40
Marcus Lollie	1991-92	40
Arthur Lee	1997-98	40
24. Josh Childress	2002-03	39
25. Wolfe Perry	1978-79	38

Freshman Records

Player	Year	Stals
1. Brevin Knight	1993-94	77
2. Keith Ramee	1982-83	47
Todd Lichti	1985-86	47
4. Keith Jones	1980-81	32
5. Mark Pitchford	1977-78	26
Steve Brown	1981-82	26
John Paye	1983-84	26
8. Mitch Johnson	2005-06	25
9. Kimberly Belton	1976-77	19
10. Adam Keefe	1988-89	18
David Moseley	1996-97	18
Josh Childress	2001-02	18



In just two seasons, Robin Lopez ranks second all-time with 156 blocked shots and holds the freshman single-season record.



Tim Young, who is the school record holder in career blocks, blocked at least one shot in 95 of 132 games.

Year-by-Year Team Blocked Shots

Year	G	Blks	Avg
1976-77	27	60	2.2
1977-78	27	55	2.0
1978-79	27	56	2.1
1979-80	26	24	0.9
1980-81	27	36	1.3
1981-82	27	53	1.9
1982-83	28	40	1.4
1983-84	31	36	1.2
1984-85	28	72	2.6
1985-86	30	69	2.3
1986-87	28	73	2.6
1987-88	33	94	2.8
1988-89	33	93	2.8
1989-90	30	78	2.6
1990-91	33	82	2.7
1991-92	29	59	2.0
1992-93	30	75	2.5
1993-94	28	61	2.2
1994-95	29	80	2.8
1995-96	29	52	1.8
1996-97	30	117	3.9
1997-98	35	111	3.2
1998-99	33	96	2.9
1999-00	31	167	5.4
2000-01	34	108	3.2
2001-02	30	132	4.4
2002-03	33	118	3.6
2003-04	32	142	4.4
2004-05	32	87	2.7
2005-06	30	138	4.6
2006-07	31	184	5.9
2007-08	36	187	5.1

Year-by-Year Blocked Shots

Year	Player	G	Blks	Avg
1976-77	Kimberly Belton	27	27	1.0
1977-78	Mark Pitchford	27	26	0.9
1978-79	Kimberly Belton	27	16	0.6
1979-80	Kimberly Belton	26	24	0.9
1980-81	Hans Wichary	26	9	0.3
1981-82	Johnny Rogers	27	26	0.9
1982-83	Johnny Rogers	28	12	0.4
1983-84	John Revelli	31	12	0.4
1984-85	Kent Seymour	28	42	1.5
1985-86	Howard Wright	30	41	1.4
1986-87	Howard Wright	28	21	0.8
1987-88	Greg Butler	33	25	0.8
1988-89	Howard Wright	33	35	1.1
1989-90	Deshon Wingate	30	23	0.8
1990-91	Deshon Wingate	33	19	0.6
1991-92	Adam Keefe	29	14	0.5
1992-93	Brent Williams	30	21	0.7
1993-94	Jim Morgan	28	18	0.6
1994-95	Tim Young	29	43	1.5
1995-96	Darren Allaway	29	14	0.5
1996-97	Tim Young	30	50	1.7
1997-98	Tim Young	35	41	1.2
1998-99	Tim Young	33	31	0.9
1999-00	Jason Collins	31	43	1.4
2000-01	Jason Collins	34	43	1.3
2001-02	Curtis Borchardt	30	85	2.8
2002-03	Josh Childress	33	46	1.4
2003-04	Josh Childress	23	37	1.6
2004-05	Matt Haryasz	31	37	1.2
2005-06	Matt Haryasz	30	47	1.7
2006-07	Robin Lopez	31	73	2.3
2007-08	Robin Lopez	36	83	2.3

Team Blocked Shots

Year	G	Blocks
1. 2007-08	36	187
2. 2006-07	31	184
3. 1999-00	31	167
4. 2003-04	30	142
5. 2005-06	30	138
6. 2001-02	30	132
7. 2002-03	33	118
8. 1996-97	30	117
9. 1997-98	35	111
10. 2000-01	34	108

Blocked Shots – Game (Team)

- 19, vs USC, 2006-07
- 13, vs Oregon State, 2003-04
- 12, vs New Hampshire, 1999-00
- 12, vs Mississippi State, 1999-00

Blocked Shots – Game (Player)

- 12, Brook Lopez vs USC, 2006-07
- 6, Curtis Borchardt vs Cal State Bakersfield, 1999-00
- 6, Curtis Borchardt vs Purdue (Wooden Tradition at Indianapolis), 2001-02
- 6, Curtis Borchardt vs Michigan State (Pete Newell Challenge at Oakland), 2001-02
- 6, Matt Haryasz at Oregon State, 2003-04
- 6, Lawrence Hill vs Washington, 2005-06
- 6, Robin Lopez vs Siena, 2006-07

Career Blocks Player

Player	Years	Blk
1. Tim Young	1994-99	167
2. Robin Lopez	2006-07	156
3. Curtis Borchardt	1999-02	146
4. Matt Haryasz	2002-2006	130
5. Howard Wright	1985-89	121
6. Brook Lopez	2006-08	101
7. Josh Childress	2001-04	95
8. Jason Collins	1997-01	89
9. Kimberly Belton	1976-80	86
10. Rob Little	2001-05	81
11. Jarron Collins	1997-01	68
12. Lawrence Hill	2005-	66
13. Mark Madsen	1996-00	64
14. Eric Reveno	1984-89	61
15. Brent Williams	1990-94	60
16. Adam Keefe	1988-92	56
17. Taj Finger	2004-08	53
18. Jim Morgan	1990-94	51
19. Deshon Wingate	1987-91	49
20. Darren Allaway	1992-96	44
21. Kent Seymour	1982-85	43
Greg Butler	1984-88	43
23. Justin Davis	2000-04	41
24. Johnny Rogers	1981-83	38
Andrew Vlahov	1987-91	38
Joe Kirchofer	1999-04	38
Peter Prowitt	2004-08	38

Season Blocks Player

Player	Year	Blk
1. Curtis Borchardt	2001-02	85
2. Robin Lopez	2007-08	83
3. Robin Lopez	2006-07	73
4. Brook Lopez	2007-08	56
5. Tim Young	1996-97	50
6. Matt Haryasz	2005-06	47
7. Josh Childress	2002-03	46
8. Brook Lopez	2006-07	45
9. Tim Young	1994-95	43
Jason Collins	1999-00	43
Jason Collins	2000-01	43
12. Kent Seymour	1984-85	42
Curtis Borchardt	1999-00	42
14. Howard Wright	1985-86	41
Tim Young	1997-98	41
16. Josh Childress	2003-04	37
Matt Haryasz	2004-05	37
18. Howard Wright	1988-89	35
Matt Haryasz	2003-04	35
20. Lawrence Hill	2006-07	33
21. Tim Young	1998-99	31
Rob Little	2003-04	31
23. Rob Little	2002-03	30
24. Kimberly Belton	1976-77	27
25. Johnny Rogers	1981-82	26

Freshman Records


Blocked Shots	Year	Blk
1. Robin Lopez	2006-07	73
2. Brook Lopez	2006-07	45
3. Tim Young	1994-95	43
Jason Collins	1999-00	43
5. Curtis Borchardt	1999-00	42
6. Howard Wright	1985-86	41
7. Kimberly Belton	1976-77	27
8. Johnny Rogers	1981-82	26
9. Lawrence Hill	2005-06	23
10. Jarron Collins	1997-98	16
11. Brent Williams	1990-91	14
12. Joe Kirchofer	1999-00	13
Peter Prowitt	2004-05	13
14. Orlando Ward	1978-79	12
Eric Reveno	1984-85	12
Josh Childress	2001-02	12



Dion Cross, one of Stanford's all-time leading three-point shooters, played 3,220 minutes during his four-year career.



Arthur Lee led Stanford in minutes during his junior and senior seasons.



Brian Welch led the Cardinal in minutes per game in 1980-81 with more than 36 minutes per game.

Year-by-Year Minutes Average

Year	Player	G	Min	Avg
1977-78	Kimberly Belton	27	795	29.4
1978-79	Wolfe Perry	27	972	36.0
1979-80	Kimberly Belton	26	932	35.8
1980-81	Brian Welch	26	943	36.2
1981-82	Doug Marty	27	919	34.0
1982-83	Keith Jones	28	796	28.4
1983-84	John Revelli	31	995	32.1
1984-85	Keith Ramee	28	760	27.1
1985-86	Todd Lichti	30	876	29.2
1986-87	Todd Lichti	28	974	34.8
1987-88	Todd Lichti	33	1,140	34.5
1988-89	Todd Lichti	33	1,117	33.8
1989-90	Adam Keefe	30	1,065	35.5
1990-91	Adam Keefe	33	1,204	36.5
1991-92	Adam Keefe	29	1,080	37.2
1992-93	Marcus Lollie	30	942	31.4
1993-94	Brevin Knight	28	916	32.7
1994-95	Dion Cross	29	934	32.2
1995-96	Dion Cross	29	933	32.2
1996-97	Brevin Knight	30	960	32.0
1997-98	Arthur Lee	35	1,005	28.7
1998-99	Arthur Lee	33	1,076	32.6
1999-00	Casey Jacobsen	31	883	28.5
2000-01	Casey Jacobsen	34	1,079	31.7
2001-02	Casey Jacobsen	30	1,058	35.3
2002-03	Julius Barnes	33	1,158	35.1
2003-04	Matt Lottich	32	971	30.3
2004-05	Chris Hernandez	30	1,043	34.8
2005-06	Chris Hernandez	30	993	33.1
2006-07	Anthony Goods	25	841	33.6
2007-08	Mitch Johnson	36	1134	31.5

Career Minutes

Player	Years	Min
1. Todd Lichti	1985-89	4,107
2. Adam Keefe	1988-92	4,002
3. Howard Wright	1985-89	3,774
4. Brevin Knight	1993-97	3,703
5. Brian Welch	1978-82	3,645
6. Kimberly Belton	1976-80	3,512
7. Tim Young	1994-99	3,420
8. Dion Cross	1992-96	3,220
9. Kris Weems	1995-99	3,149
10. Brent Williams	1990-94	3,070
11. John Revelli	1980-84	3,064
12. Casey Jacobsen	1999-02	3,020
13. Arthur Lee	1995-99	3,016
14. Keith Ramee	1982-86	3,012
15. Terry Taylor	1985-89	2,984
16. Marcus Lollie	1989-93	2,929
17. Andy Poppink	1991-96	2,915
18. Andrew Vlahov	1987-91	2,812
19. Doug Marty	1978-82	2,810
20. Jarron Collins	1997-01	2,789
21. Mark Madsen	1996-00	2,713
22. Keith Jones	1980-84	2,660
23. Julius Barnes	1999-03	2,637
24. Peter Sauer	1995-99	2,610
25. Greg Butler	1984-88	2,563

Season Minutes

Player	Year	Min
1. Adam Keefe	1990-91	1,204
2. Julius Barnes	2002-03	1,158
3. Todd Lichti	1987-88	1,140
4. Mitch Johnson	2007-08	1,134
5. Josh Childress	2002-03	1,128
6. Todd Lichti	1988-89	1,117
7. Howard Wright	1987-88	1,098
8. Adam Keefe	1991-92	1,080
9. Casey Jacobsen	2000-01	1,079
10. Arthur Lee	1998-99	1,076
11. Adam Keefe	1989-90	1,065
12. Casey Jacobsen	2001-02	1,058
13. Chris Hernandez	2004-05	1,043
14. Kris Weems	1998-99	1,040
15. Nick Robinson	2004-05	1,036
16. Arthur Lee	1997-98	1,005
17. Marcus Lollie	1991-92	1,004
Kris Weems	1997-98	1,004
19. Howard Wright	1988-89	1,002
Matt Lottich	2002-03	1,002
21. John Revelli	1983-84	995
22. Chris Hernandez	2005-06	993
23. Terry Taylor	1988-89	986
24. Andrew Vlahov	1989-90	982
Deshon Wingate	1990-91	982

Freshman Records


Player	Year	Min
1. Brevin Knight	1993-94	916
2. Casey Jacobsen	1999-00	883
3. Todd Lichti	1985-86	876
4. John Revelli	1980-81	832
Howard Wright	1985-86	832
6. Johnny Rogers	1981-82	766
7. Keith Ramee	1982-83	743
Robin Lopez	2006-07	743
9. Tim Young	1994-95	733
10. Keith Jones	1980-81	700



Julius Barnes played 1,158 minutes during the 2002-03 season to rank second on Stanford's season minutes played.



David Moseley, who played in 127 games at Stanford, is one of many Cardinal players who competed on four postseason teams.



Marcus Lollie played in 116 games at Stanford.

Career Games Played

Player	Years	G
1. Tim Young	1994-99	132
2. Jarron Collins	1997-01	129
3. David Moseley	1996-00	127
4. Ryan Mendez	1996-01	127
5. Arthur Lee	1995-99	126
6. Rob Little	2001-05	126
7. Taj Finger	2004-08	126
8. Fred Washington	2003-08	126
9. Adam Keefe	1988-92	125
10. Todd Lichti	1985-89	124
11. Howard Wright	1985-89	124
12. Kris Weems	1995-99	124
13. Peter Sauer	1995-99	124
14. Deshon Wingate	1987-91	122
15. Terry Taylor	1985-89	119
16. Julius Barnes	1999-03	119
17. Brent Williams	1990-94	118
18. Tony Giovacchini	1998-02	118
19. Keith Ramee	1982-86	117
20. Greg Butler	1984-88	117
21. Andy Poppink	1991-96	117
22. Marcus Lollie	1989-93	116
23. Eric Reveno	1984-89	116
24. Michael McDonald	1997-01	116
25. Andy Fischer	1982-86	115
26. Dion Cross	1992-96	115
27. Brevin Knight	1993-97	115

Season Games Played

Player	Year	G
1. Robin Lopez	2007-08	36
2. Lawrence Hill	2007-08	36
3. Mitch Johnson	2007-08	36
4. Taj Finger	2007-08	36
5. Arthur Lee	1997-98	35
6. Michael McDonald	1997-98	35
7. David Moseley	1997-98	35
8. Peter Sauer	1997-98	35
9. Kris Weems	1997-98	35
10. Tim Young	1997-98	35
11. Anthony Goods	2007-08	35
12. Fred Washington	2007-08	35

Career Games Started

Player	Years	GS
1. Tim Young	1994-99	125
2. Howard Wright	1985-89	121
3. Todd Lichti	1985-89	119
4. Brevin Knight	1993-97	114
5. Brian Welch	1978-82	105
6. Kimberly Belton	1976-80	104
7. Keith Ramee	1982-86	99
8. Kris Weems	1995-99	98
9. John Revelli	1980-84	97
10. Dion Cross	1992-96	97
11. Peter Sauer	1995-99	96
12. Rob Little	2001-05	95
13. Terry Taylor	1985-89	93
14. Adam Keefe	1988-92	92
15. Brent Williams	1990-94	90
16. Andy Poppink	1991-96	86
17. Casey Jacobsen	1999-02	82
18. Andrew Vlahov	1987-91	81
19. Arthur Lee	1995-99	79
20. Mark Madsen	1996-00	77
21. Mitch Johnson	2005-	75
22. Greg Butler	1984-88	74
23. Fred Washington	2003-08	73
24. Keith Jones	1980-84	71
25. Andy Fischer	1982-86	69

Season Games Started

Player	Year	GS
1. Peter Sauer	1997-98	35
2. Kris Weems	1997-98	35
3. Tim Young	1997-98	35
4. Mitch Johnson	2007-08	35
5. Arthur Lee	1997-98	34
6. Jarron Collins	2000-01	34
7. Jason Collins	2000-01	34
8. Casey Jacobsen	2000-01	34
9. Michael McDonald	2000-01	34
10. Ryan Mendez	2000-01	34
11. Todd Lichti	1987-88	33
12. Todd Lichti	1988-89	33
13. Adam Keefe	1990-91	33
14. Arthur Lee	1998-99	33
15. Mark Madsen	1998-99	33
16. Peter Sauer	1998-99	33
17. Kris Weems	1998-99	33
18. Tim Young	1998-99	33
19. Julius Barnes	2002-03	33
20. Josh Childress	2002-03	33
21. Rob Little	2002-03	33
22. Matt Lottich	2002-03	33

Freshman Records

Games	Year	G
1. Michael McDonald	1997-98	35
2. Jarron Collins	1997-98	34
3. Adam Keefe	1988-89	33
4. Dan Grunfeld	2002-03	33
5. Matt Haryasz	2002-03	33
6. Jason Haas	2002-03	33
7. John Paye	1983-84	31
8. Brent Williams	1990-91	31
9. Casey Jacobsen	1999-00	31
10. Robin Lopez	2006-07	31
11. Todd Lichti	1985-86	30
12. Howard Wright	1985-86	30
13. Josh Childress	2001-02	30
14. Rob Little	2001-02	30
15. Lawrence Hill	2005-06	30
16. Mitch Johnson	2005-06	30
17. Landry Fields	2006-07	30

Games Started

Player	Year	GS
1. Robin Lopez	2006-07	31
2. Brevin Knight	1993-94	28
3. John Revelli	1980-81	26
4. Todd Lichti	1985-86	25
5. Tim Young	1994-95	22
6. Keith Jones	1980-81	19
7. Casey Jacobsen	1999-00	18
8. Darren Allaway	1992-93	14
9. Dion Cross	1992-93	11
10. Jim Morgan	1990-91	6
11. Josh Childress	2001-02	6



Robin Lopez started a Stanford freshman record 31 games in 2006-07.

Career Fouls

Player	Years	F
1. Tim Young	1994-99	375
2. Kimberly Belton	1976-80	357
3. Andy Fischer	1982-86	336
4. Brevin Knight	1993-97	323
5. Howard Wright	1985-89	321
6. Brian Welch	1978-82	320
7. Darren Allaway	1992-96	319
8. Rob Little	2001-05	319
9. John Revelli	1980-84	318
10. Earl Koberlein	1982-86	303
11. Andy Poppink	1991-96	301
12. Jarron Collins	1997-01	301
13. Andrew Vlahov	1987-91	286
14. Keith Jones	1980-84	286
15. Eric Reveno	1984-89	286
16. Justin Davis	2000-04	284
17. Arthur Harris	1965-68	281
18. Todd Lichti	1985-89	276
19. Wolfe Perry	1975-79	275
20. Marcus Lollie	1989-93	274
21. Mark Madsen	1996-00	274
22. Tom Dose	1961-64	261
23. Fred Washington	2003-08	261
24. David Harbour	1991-96	259
25. Rich Kelley	1972-75	256

Season Fouls

Player	Year	F
1. John Revelli	1980-81	108
2. Tim Young	1997-98	106
3. Rob Little	2002-03	106
4. Arthur Harris	1966-67	100
5. Justin Davis	2002-03	100
6. John Revelli	1988-89	99
7. Eric Reveno	1988-89	99
8. Brian Welch	1979-80	96
9. Arthur Harris	1965-66	95
10. Bart Lammersen	1992-93	95
11. Andy Poppink	1993-94	95
12. Kimberly Belton	1976-77	94
13. Robin Lopez	2007-08	94
14. Earl Koberlein	1983-84	93
15. John Revelli	1983-84	93
16. Andy Poppink	1994-95	93
17. Tom Dose	1962-63	92
18. Kimberly Belton	1979-80	92
19. Fred Washington	2006-07	92
20. Rich Kelley	1973-74	91
21. Kimberly Belton	1977-78	91
22. Keith Jones	1982-83	91
23. John Paye	1984-85	91
24. Rich Kelley	1974-75	90
25. Earl Koberlein	1984-85	90
26. Andy Fischer	1984-85	90
27. Howard Wright	1988-89	90
28. Matt Haryasz	2004-05	90

Career Fouled Out

Player	Years	FO
1. Andy Fischer	1981-86	23
2. Tom Dose	1961-64	21
3. Rich Kelley	1973-75	20
4. John Revelli	1980-84	20
5. Kimberly Belton	1976-80	17
6. Darren Allaway	1992-96	17
7. Tim Young	1994-99	17
8. John Hendry	1958-61	15
9. Wolfe Perry	1975-79	15
10. Mal McElwain	1966-69	14
11. Jeff McHugh	1974-78	14
12. Eric Reveno	1984-89	14
13. Andy Poppink	1991-96	14
14. Dennis O'Neill	1968-71	13
15. Tom Schmalzried	1976-80	13
16. Brian Welch	1978-82	13
17. Jim Morgan	1990-94	13
18. Art Harris	1965-68	12
19. Mark Gilbert	1972-75	12
20. Earl Koberlein	1982-86	12
21. Andrew Vlahov	1987-91	12
22. Marcus Lollie	1989-93	12
23. Justin Davis	2000-04	12
24. Mike Bratz	1974-77	11
25. Mark Madsen	1996-00	11

Season Fouled Out

Player	Year	FO
1. John Revelli	1980-81	10
2. Rich Kelley	1973-74	9
3. Tom Schmalzried	1976-77	9



The 1941-42 NCAA champion Stanford basketball team was honored several years ago. Some of the team members included (L-R) Don Burness, Jim Pollard, Bill Cowden, head coach Everett Dean, Father Leo McCaffrey, Jack Dana and Howie Dallmar.



The 1990-91 team swept through five opponents in winning the 1991 NIT championship.

Longest Winning Streak

- 26 games, 2003-04
- 20 games, 2000-01
- 18 games, 1997-98
- 17 games, (last 14 games of 1937-38, first three games of 1938-39)
- 15 games, 1920-21
15 games, (last game of 1935-36, first 14 games of 1936-37)
- 13 games, 1998-99
13 games, 1999-00
- 12 games, 1940-41
12 games, 1941-42
12 games, 1999-00

Longest Losing Streak

- 11 games, (last nine games of 1931-32, first two games of 1932-33)
- 10 games, 1992-93
- 9 games, 1945-46
9 games, (last three games of 1970-71, first six games of 1971-72)
- 8 games, 1970-71
8 games, 1979-80
8 games, 1979-80
8 games, 1981-82
- 7 games, 1927-28
7 games, 1945-46
7 games, 1948-49
7 games, 1969-70
7 games, 1981-82

Fastest Starts

- 26-0, 2003-04
- 20-0, 2000-01
- 18-0, 1997-98
- 14-0, 1936-37
- 12-0, 1999-00
- 11-0, 1920-21
- 10-0, 1948-49
10-0, 1994-95
- 9-0, 1924-25
9-0, 1951-52
9-0, 1953-54

Greatest Margin of Victory

- 65 points, 92-27, vs. Duquesne, 1937-38
- 59 points, 119-60, vs. New Hampshire, 1999-00
- 55 points, 111-56, vs. Harvard, 2007-08
- 53 points, 95-42, vs. Lehigh, 1997-98
- 51 points, 71-20, vs. Pacific, 1935-36
51 points, 105-54, vs. Seattle, 1985-86
51 points, 101-50, vs. California, 1999-00
51 points, 100-49, vs. San Francisco State, 2000-01
- 50 points, 55-5, vs. Davis Farm, 1918-19
50 points, 89-39, vs. San Jose State, 1988-89
50 points, 92-42, vs. Puget Sound, 1992-93

Greatest Margin of Defeat

- 46 points, 120-74, vs. UCLA, 1975-76
- 43 points, 81-38, vs. Oregon State, 1981-82
- 42 points, 88-46, vs. California, 1946-47
- 40 points, 56-16, vs. Orange Athletic Club, 1916-17
40 points, 94-54, vs. Arizona, 1965-66
- 39 points, 100-61, vs. UCLA, 1967-68
39 points, 118-79, vs. UCLA, 1971-72
- 38 points, 53-15, vs. Utah, 1945-46
38 points, 116-78, vs. UCLA, 1966-67
38 points, 89-51, vs. Arizona, 1990-91

Greatest Margin of Victory (Road Games)

- 49 points, 98-49, at Hawaii-Hilo, 1997-98
- 42 points, 85-43, at Washington State, 1988-89
- 41 points, 101-57, at Nevada, 1998-99
- 40 points, 67-27, at Western Reserve, 1936-37
40 points, 68-28, at Montana State, 1936-37
- 37 points, 89-52, at Washington State, 1999-00
- 36 points, 69-33, at UCLA, 1937-38
36 points, 84-84, at Washington State, 1963-64
- 35 points, 62-27, at Long Beach YMCA, 1916-17
- 34 points, 46-12, at Whittier, 1916-17

Greatest Margin of Victory (Neutral Games)

- 65 points, 92-27, vs. Duquesne at Cleveland, 1937-38
- 39 points, 73-34, vs. Utah State at San Francisco, 1935-36
- 38 points, 114-76, vs. Rochester at Rochester, 1969-70
- 36 points, 88-52, vs. UNC Greensboro at Anchorage, 1996-97
- 35 points, 72-37, vs. Saint Mary's at Oakland, 1963-64
- 29 points, 89-60, vs. UNC Greensboro, 2000-01
- 26 points, 71-45, vs. Texas-San Antonio at Seattle, 2003-04
- 25 points, 47-22, vs. Pacific at San Jose, 1915-16
- 24 points, 44-20, vs. Pacific at San Jose, 1916-17
24 points, 77-53 vs. Cornell at Anaheim, 2007-08

Total Games Played

Overall	2,325 in 93 seasons
Home	1,192
Road	881
Neutral	252

All-Time Won-Lost Record

Overall	1,328-997
Home	821-371
Road	358-523
Neutral	149-103

30-Win Seasons

1997-98	30-5
2000-01	31-3
2003-04	30-2

20-Win Seasons

1935-36	20-7
1936-37	25-2
1937-38	21-3
1940-41	21-5
1941-42	28-4
1987-88	21-12
1988-89	26-7
1990-91	20-13
1994-95	20-9
1995-96	21-8
1996-97	22-8
1997-98	30-5
1998-99	26-7
1999-00	27-4
2000-01	31-3
2001-02	20-10
2002-03	24-9
2003-04	30-2
2007-08	28-8

20-Win Seasons by Coach

Mike Montgomery	13
('87-88, '88-89, '90-91, '94-95, '95-96, '96-97, '97-98, '98-99, '99-00, '00-01, '01-02, '02-03, '03-04)	
John Bunn	3
('35-36, '36-37, '37-38)	
Everett Dean	2
('40-41, '41-42)	
Trent Johnson	1
('07-08)	

Record in Season Openers

Overall	76-17
Home	63-7
Away	8-8
Neutral	5-2

Record in Home Openers

Overall	77-16
Maples Pavilion	34-6

Record in Road Openers

Overall	52-41
---------	-------



Kenny Brown played in 30 games last year, scoring in double-figures five times while connecting on 24-61 attempts from three-point territory.



Josh Owens appeared in 18 games during his rookie campaign and poured in a season-high 12 points in the first game of the year against Harvard.

Air Force (5-6)

W 80-65 in 1966-67 (h)
L 53-55 in 1967-68 (a)
L 64-65 in 1968-69 (a)
W 90-69 in 1969-70 (h)
W 92-66 in 1971-72 (h)
L 58-75 in 1973-74 (a)
W 69-48 in 1974-75 (h)
L 62-69 in 1976-77 (a)
L 59-61 in 1979-80 (a)
W 58-52 in 1980-81 (h)
L 45-79 in 2006-07 (h)

Biggest Win: 26 points (92-66), 1971-72

Biggest Loss: 34 points (45-79), 2006-07

Current Streak: 1, Air Force

Alabama (0-2)

L 75-80 in 1991-92 (n)
L 67-70 in 2003-04 (n)

Biggest Loss: 5 points (75-80), 1991-92

Current Streak: 1, Alabama

Alaska-Anchorage (3-0)

W 109-98 in 1977-78 (h)
W 91-69 in 1996-97 (a)
W 105-70 in 1996-97 (h)

Biggest Win: 35 points (105-70), 1996-97

Current Streak: 3, Stanford

Alcorn State (1-0)

W 69-57 in 1998-99 (n)

Biggest Win: 12 points (69-57), 1998-99

Current Streak: 1, Stanford

American (3-0)

W 57-56 in 1992-93 (h)
W 97-71 in 1994-95 (a)
W 80-52 in 1995-96 (h)

Biggest Win: 28 points (80-52), 1995-96

Current Streak: 3, Stanford

Arizona (28-48)

W 44-38 in 1937-38 (a)
W 56-26 in 1941-42 (a)
W 54-33 in 1941-42 (a)
W 66-56 in 1954-55 (a)
W 74-69 in 1958-59 (h)
L 54-94 in 1965-66 (a)
W 82-67 in 1966-67 (h)
L 64-75 in 1968-69 (n)
W 75-68 in 1972-73 (h)
L 67-80 in 1974-75 (a)
L 82-90 in 1976-77 (a)
L 64-74 in 1978-79 (a)
L 62-63 in 1978-79 (a)
W 99-80 in 1979-80 (h)
L 88-95 in 1979-80 (a)
L 81-91 in 1980-81 (h)
L 69-73 in 1980-81 (a)
L 54-61 in 1981-82 (a)
L 67-72 in 1981-82 (h)
W 86-69 in 1982-83 (h)
L 73-74 in 1982-83 (a)
W 74-66 in 1983-84 (a)
L 76-87 in 1983-84 (h)
W 55-51 in 1984-85 (h)
L 56-68 in 1984-85 (a)
L 69-77 in 1985-86 (a)
W 62-56 in 1985-86 (h)
L 70-77 in 1986-87 (a)
W 75-73 in 1986-87 (h)
L 65-90 in 1987-88 (a)
W 82-74 in 1987-88 (h)
L 83-97 in 1987-88 (a)
W 83-78 in 1988-89 (h)
L 52-72 in 1988-89 (a)

L 51-73 in 1988-89 (n)
L 61-68 in 1989-90 (a)
L 61-80 in 1989-90 (h)
L 61-85 in 1989-90 (n)
L 76-78 in 1990-91 (h)
L 51-89 in 1990-91 (a)
L 70-72 in 1991-92 (h)
L 83-89 in 1991-92 (a)
L 61-96 in 1992-93 (a)
L 80-94 in 1992-93 (h)
L 72-89 in 1993-94 (a)
L 60-77 in 1993-94 (h)
L 83-89 (ot) in 1994-95 (h)
L 73-84 in 1994-95 (a)
W 80-71 in 1995-96 (h)
W 85-79 in 1995-96 (a)
L 75-76 in 1996-97 (a)
W 81-80 in 1996-97 (h)
L 75-93 in 1997-98 (h)
L 58-90 in 1997-98 (a)
L 76-78 in 1998-99 (a)
W 98-83 in 1998-99 (h)
L 65-68 in 1999-00 (h)
L 81-86 in 1999-00 (a)
W 85-76 in 2000-01 (a)
L 75-76 in 2000-01 (h)
L 82-88 (ot) in 2001-02 (h)
W 76-71 in 2001-02 (a)
W 82-77 in 2002-03 (a)
L 69-72 in 2002-03 (h)
W 82-72 in 2003-04 (a)
W 80-77 in 2003-04 (n)
W 87-76 in 2004-05 (h)
L 72-90 in 2004-05 (a)
L 81-90 in 2005-06 (a)
L 72-76 in 2005-06 (h)
L 68-73 in 2005-06 (n)
L 79-85 in 2006-07 (a)
L 80-85 (ot) in 2006-07 (h)
W 56-52 in 2007-08 (h)
W 67-66 in 2007-08 (a)
W 75-64 in 2007-08 (n)
Biggest Win: 30 points (56-26), 1941-42
Biggest Loss: 40 points (54-94), 1965-66
Current Streak: 3, Stanford

Arizona State (37-27)

W 78-71 in 1957-58 (h)
L 60-61 in 1963-64 (a)
L 71-82 in 1965-66 (a)
W 87-73 in 1966-67 (h)
L 68-80 in 1978-79 (a)
W 75-61 in 1978-79 (h)
L 64-70 in 1979-80 (h)
L 80-93 in 1979-80 (a)
L 66-84 in 1980-81 (h)
L 54-79 in 1980-81 (a)
L 58-66 in 1981-82 (a)
L 69-70 in 1981-82 (h)
W 86-80 in 1982-83 (h)
L 72-76 (2ot) in 1982-83 (h)
W 64-58 in 1983-84 (a)
W 74-66 in 1983-84 (h)
L 74-89 in 1984-85 (h)
L 75-91 in 1984-85 (a)
W 66-59 in 1985-86 (a)
L 75-77 (ot) in 1985-86 (h)
W 69-65 in 1986-87 (a)
W 97-92 (ot) in 1986-87 (h)
L 80-104 in 1987-88 (a)
W 96-63 in 1987-88 (h)
W 94-65 in 1988-89 (h)
W 75-60 in 1988-89 (a)
L 53-64 in 1989-90 (a)
W 57-44 in 1989-90 (h)
L 47-58 in 1990-91 (h)
L 57-75 in 1990-91 (a)
W 86-73 in 1991-92 (h)
L 71-76 in 1991-92 (a)

L 87-109 in 1992-93 (a)
L 71-75 in 1992-93 (h)
L 67-78 in 1993-94 (a)
L 69-71 in 1993-94 (h)
W 91-75 in 1994-95 (h)
L 70-79 in 1994-95 (a)
W 83-70 in 1995-96 (h)
W 67-53 in 1995-96 (a)
W 81-65 in 1996-97 (a)
W 86-63 in 1996-97 (h)
L 87-90 (ot) in 1997-98 (h)
W 86-73 in 1997-98 (a)
W 73-63 in 1998-99 (a)
W 87-77 (ot) in 1998-99 (h)
W 86-67 in 1999-00 (h)
W 65-57 in 1999-00 (a)
W 94-77 in 2000-01 (a)
W 99-75 in 2000-01 (h)
W 90-81 in 2001-02 (h)
W 81-76 in 2001-02 (a)
W 58-57 in 2002-03 (a)
W 88-77 in 2002-03 (h)
W 63-62 in 2003-04 (a)
W 81-51 in 2003-04 (h)
L 69-81 in 2004-05 (h)
L 67-74 in 2004-05 (a)
W 70-64 in 2005-06 (a)
W 82-69 in 2005-06 (h)
W 71-60 in 2006-07 (a)
W 63-53 in 2006-07 (h)
W 67-52 in 2007-08 (h)
L 68-72 (ot) in 2007-08 (a)
Biggest Win: 33 points (96-63), 1987-88
Biggest Loss: 25 points (54-79), 1980-81
Current Streak: 1, Arizona State

Arkansas (1-0)

W 60-53 in 1947-48 (n)
Biggest Win: 7 points (60-53), 1947-48
Current Streak: 1, Stanford

Arkansas State (0-1)

L 59-60 in 1987-88 (h)
Biggest Loss: 1 point (60-59), 1987-88
Current Streak: 1, Arkansas State

Army (1-0)

W 75-60 in 1984-85 (n)
Biggest Win: 15 points (75-60), 1984-85
Current Streak: 1, Stanford

Auburn (1-0)

W 67-58 in 1999-2000 (n)
Biggest Win: 9 points (67-58), 1999-00
Current Streak: 1, Stanford

Baltimore (1-0)

W 45-43 in 1939-40 (a)
Biggest Win: 2 points (45-43), 1939-40
Current Streak: 1, Stanford

Baylor (2-0)

W 83-67 in 1950-51 (h)
W 69-56 in 1987-88 (n)
Biggest Win: 16 points (83-67), 1950-51
Current Streak: 2, Stanford

Belmont (1-0)

W 97-63 in 2001-02 (h)
Biggest Win: 34 points (97-63), 2001-02
Current Streak: 1, Stanford

Records vs. Opponents

Boston College (0-1)

L 89-97 in 1979-80 (n)
Biggest Loss: 8 points (97-89), 1979-80
Current Streak: 1, Boston College

Boston University (1-0)

W 61-57 in 2002-03 (h)
Biggest Win: 4 points (61-57), 2002-03
Current Streak: 1, Stanford

Bowling Green (1-0)

W 90-82 in 1971-72 (n)
Biggest Win: 8 points (90-82), 1971-72
Current Streak: 1, Stanford

Bradley (2-3)

L 51-56 in 1946-47 (a)
 L 46-47 in 1947-48 (h)
 L 58-61 in 1950-51 (n)
 W 87-73 in 1952-53 (n)
 W 66-58 in 1996-97 (n)
Biggest Win: 14 points (87-73), 1952-53
Biggest Loss: 5 points (51-56), 1946-47
Current Streak: 2, Stanford

Brown (2-0)

W 88-71 in 1982-83 (h)
 W 90-78 in 1987-88 (h)
Biggest Win: 17 points (88-71), 1982-83
Current Streak: 2, Stanford

Butler (1-0)

W 99-86 in 1997-98 (n)
Biggest Win: 13 points (99-86), 1997-98
Current Streak: 1, Stanford

BYU (2-4)

L 89-95 in 1968-69 (h)
 W 94-78 in 1968-69 (h)
 L 67-70 in 1970-71 (a)
 L 64-85 in 1970-71 (a)
 L 76-81 in 2001-02 (n)
 W 62-53 in 2004-05 (n)
Biggest Win: 16 points (94-78), 1968-69
Biggest Loss: 21 points (64-85), 1970-71
Current Streak: 1, Stanford

BYU-Hawaii (1-0)


W 98-89 in 1983-84 (h)
Biggest Win: 9 points (98-89), 1983-84
Current Streak: 1, Stanford

California (111-137)

L 12-32 in 1913-14 (h)
 L 17-37 in 1913-14 (h)
 L 22-38 in 1914-15 (h)
 L 22-35 in 1914-15 (h)
 L 28-32 in 1915-16 (h)
 L 26-46 in 1915-16 (a)
 L 14-20 in 1916-17 (a)
 L 20-29 in 1916-17 (h)
 W 22-18 in 1917-18 (h)
 L 24-27 in 1917-18 (a)
 L 17-26 in 1917-18 (h)
 L 26-29 in 1918-19 (a)
 L 25-35 in 1918-19 (h)
 W 27-20 in 1919-20 (h)
 W 33-24 in 1919-20 (a)
 L 24-30 in 1920-21 (a)
 W 30-25 in 1920-21 (h)
 W 25-21 in 1920-21 (n)
 L 14-24 in 1921-22 (h)
 L 17-27 in 1921-22 (n)

L 23-26 in 1922-23 (a)
 W 18-17 in 1922-23 (h)
 L 20-30 in 1922-23 (a)
 L 33-17 in 1922-23 (h)
 W 18-17 in 1923-24 (h)
 L 25-26 in 1923-24 (a)
 L 23-27 in 1923-24 (h)
 L 23-26 in 1923-24 (a)
 L 13-17 in 1924-25 (h)
 L 18-22 (ot) in 1924-25 (a)
 W 16-15 in 1924-25 (h)
 L 16-17 in 1924-25 (a)
 L 17-18 in 1925-26 (h)
 L 16-24 in 1925-26 (a)
 L 24-32 in 1926-27 (a)
 L 19-29 in 1926-27 (h)
 L 25-31 in 1927-28 (n)
 L 12-29 in 1927-28 (n)
 L 17-28 in 1927-28 (n)
 L 23-41 in 1928-29 (n)
 L 17-19 in 1928-29 (h)
 L 18-27 in 1928-29 (n)
 L 30-36 in 1929-30 (h)
 L 31-38 in 1929-30 (n)
 L 25-41 in 1929-30 (h)
 W 37-32 in 1930-31 (n)
 L 34-37 in 1930-31 (h)
 L 32-46 in 1930-31 (n)
 L 19-25 in 1931-32 (h)
 L 16-33 in 1931-32 (n)
 L 18-29 in 1931-32 (h)
 L 22-37 in 1932-33 (a)
 L 18-28 in 1932-33 (h)
 L 23-41 in 1932-33 (a)
 L 34-43 in 1933-34 (h)
 L 25-42 in 1933-34 (a)
 W 34-20 in 1933-34 (a)
 L 15-43 in 1933-34 (h)
 L 45-31 in 1934-35 (a)
 L 31-37 in 1934-35 (h)
 W 34-38 in 1934-35 (h)
 L 43-50 in 1934-35 (a)
 L 41-38 in 1935-36 (h)
 L 35-39 in 1935-36 (a)
 L 30-63 in 1935-36 (a)
 W 40-26 in 1935-36 (h)
 W 51-35 in 1936-37 (a)
 W 50-37 in 1936-37 (h)
 W 36-32 in 1936-37 (a)
 L 31-44 in 1936-37 (h)
 L 44-47 in 1937-38 (a)
 W 62-33 in 1937-38 (h)
 W 41-39 in 1937-38 (h)
 W 63-42 in 1937-38 (a)
 L 29-45 in 1938-39 (h)
 L 25-43 in 1938-39 (a)
 W 39-35 in 1938-39 (a)
 L 32-43 in 1938-39 (h)
 W 55-32 in 1939-40 (h)
 L 36-38 in 1939-40 (a)
 W 35-33 in 1939-40 (a)
 L 27-31 in 1939-40 (h)
 W 35-31 in 1940-41 (a)
 W 49-42 in 1940-41 (h)
 L 29-40 in 1940-41 (a)
 W 49-36 in 1940-41 (h)
 W 51-35 in 1941-42 (h)
 W 38-36 in 1941-42 (a)
 W 59-49 in 1941-42 (h)
 W 32-30 in 1941-42 (a)
 L 32-33 in 1942-43 (a)
 W 36-34 in 1942-43 (h)
 W 53-45 in 1942-43 (a)
 W 48-43 in 1942-43 (h)
 L 36-47 in 1945-46 (h)
 L 28-47 in 1945-46 (a)
 L 31-42 in 1945-46 (a)
 L 37-53 in 1945-46 (h)
 L 46-47 in 1946-47 (a)
 L 36-48 in 1946-47 (h)
 L 40-46 in 1946-47 (h)

L 46-88 in 1946-47 (a)
 L 34-40 in 1947-48 (h)
 L 46-50 in 1947-48 (a)
 L 38-45 in 1947-48 (a)
 W 45-49 in 1947-48 (h)
 L 54-56 in 1948-49 (n)
 W 66-65 in 1948-49 (a)
 W 55-48 in 1948-49 (h)
 W 56-53 in 1948-49 (h)
 W 55-46 in 1948-49 (a)
 L 55-60 in 1949-50 (h)
 W 50-47 in 1949-50 (a)
 W 58-46 in 1949-50 (a)
 L 55-64 in 1949-50 (h)
 L 41-73 in 1950-51 (a)
 W 64-60 in 1950-51 (h)
 W 75-57 in 1950-51 (n)
 W 57-56 in 1950-51 (a)
 W 81-74 in 1951-52 (h)
 L 63-72 in 1951-52 (a)
 L 52-66 in 1951-52 (a)
 W 70-65 in 1951-52 (h)
 L 54-68 in 1952-53 (a)
 W 76-60 in 1952-53 (h)
 L 62-82 in 1952-53 (h)
 L 63-97 in 1952-53 (a)
 L 68-83 in 1953-54 (h)
 L 50-56 in 1953-54 (a)
 L 80-98 in 1953-54 (a)
 W 80-70 in 1953-54 (h)
 W 59-57 in 1954-55 (a)
 W 75-67 in 1954-55 (h)
 W 90-84 in 1954-55 (h)
 W 77-68 in 1954-55 (a)
 W 66-63 in 1955-56 (a)
 W 70-68 in 1955-56 (h)
 L 45-59 in 1956-57 (a)
 L 64-67 (ot) in 1956-57 (h)
 L 45-60 in 1957-58 (a)
 L 59-67 in 1957-58 (h)
 W 56-53 in 1958-59 (h)
 L 46-67 in 1958-59 (a)
 L 43-52 in 1959-60 (h)
 L 42-51 in 1959-60 (a)
 L 51-70 in 1959-60 (h)
 L 36-40 in 1960-61 (h)
 W 53-52 in 1960-61 (a)
 L 50-52 in 1960-61 (h)
 L 61-64 in 1960-61 (a)
 W 74-42 in 1961-62 (h)
 W 64-51 in 1961-62 (a)
 W 59-54 in 1961-62 (h)
 W 70-68 (2ot) in 1962-63 (a)
 L 60-61 in 1962-63 (h)
 W 68-58 in 1962-63 (a)
 W 69-57 in 1963-64 (a)
 L 52-59 in 1963-64 (h)
 W 61-59 (ot) in 1963-64 (h)
 W 86-79 in 1964-65 (a)
 W 72-59 in 1964-65 (h)
 W 63-59 in 1965-66 (a)
 L 73-88 in 1965-66 (h)
 W 83-67 in 1966-67 (a)
 L 58-83 in 1966-67 (h)
 L 81-88 in 1967-68 (a)
 W 64-51 in 1967-68 (h)
 L 65-73 in 1968-69 (a)
 W 83-79 in 1968-69 (h)
 W 73-71 in 1969-70 (h)
 L 83-100 in 1969-70 (a)
 L 74-99 in 1970-71 (a)
 L 84-100 in 1970-71 (h)
 W 93-86 in 1971-72 (h)
 L 70-84 in 1971-72 (a)
 W 73-68 in 1972-73 (h)
 W 70-66 in 1972-73 (a)
 W 71-53 in 1973-74 (h)
 L 68-71 in 1973-74 (a)
 L 46-60 in 1974-75 (a)
 L 73-78 in 1974-75 (h)
 L 85-89 (2ot) in 1975-76 (h)



Landry Fields played in 33 games last year as a reserve, averaging 4.1 points and 2.0 rebounds per game while knocking down 22-62 tries from beyond the arc.



Perhaps the Cardinal's most effective player off the bench and a fan favorite, Taj Finger played in all 36 games last year and averaged 5.9 points and 4.3 rebounds per contest.

Records vs. Opponents

W 73-65 in 1975-76 (a)
 W 85-66 in 1976-77 (h)
 L 91-101 in 1976-77 (a)
 L 68-84 in 1977-78 (h)
 W 86-85 in 1977-78 (a)
 W 73-50 in 1978-79 (a)
 W 54-49 in 1978-79 (h)
 L 69-77 in 1979-80 (h)
 W 75-74 in 1979-80 (a)
 L 56-58 in 1980-81 (a)
 W 81-72 in 1980-81 (h)
 L 78-87 in 1981-82 (h)
 L 59-78 in 1981-82 (a)
 L 61-75 in 1982-83 (a)
 L 64-66 in 1982-83 (h)
 L 64-66 in 1983-84 (h)
 W 62-51 in 1983-84 (a)
 L 72-87 in 1984-85 (a)
 L 41-43 (2ot) in 1984-85 (h)
 L 69-75 in 1985-86 (h)
 L 53-81 in 1985-86 (a)
 L 72-87 in 1986-87 (a)
 W 88-80 in 1986-87 (h)
 W 70-54 in 1987-88 (h)
 W 71-61 in 1987-88 (a)
 L 64-75 in 1988-89 (a)
 W 97-71 in 1988-89 (h)
 L 63-66 in 1989-90 (h)
 W 79-58 in 1989-90 (a)
 W 77-61 in 1989-90 (n)
 W 90-72 in 1990-91 (h)
 L 70-75 in 1990-91 (a)
 W 76-61 in 1991-92 (h)
 W 92-66 in 1991-92 (a)
 L 66-83 in 1992-93 (a)
 L 61-86 in 1992-93 (h)
 W 88-79 in 1993-94 (h)
 L 62-80 in 1993-94 (a)
 W 78-73 in 1994-95 (a)
 W 83-70 in 1994-95 (h)
 W 93-79 in 1995-96 (h)
 *L 69-85 in 1995-96 (a)
 L 64-70 in 1996-97 (a)
 W 73-63 in 1996-97 (h)
 W 84-74 in 1997-98 (h)
 W 74-72 in 1997-98 (a)
 W 71-62 in 1998-99 (h)
 W 57-55 in 1998-99 (a)
 W 81-70 in 1999-00 (a)
 W 101-50 in 1999-00 (h)
 W 84-58 in 2000-01 (h)
 W 88-56 in 2000-01 (a)
 W 82-62 in 2001-02 (h)

L 54-68 in 2001-02 (a)
 L 59-72 in 2002-03 (a)
 W 72-60 in 2002-03 (h)
 W 68-61 in 2003-04 (h)
 W 69-58 in 2003-04 (a)
 W 74-58 in 2004-05 (a)
 W 71-56 in 2004-05 (h)
 W 75-61 in 2005-06 (h)
 L 62-65 in 2005-06 (a)
 L 63-67 in 2006-07 (h)
 W 90-71 in 2006-07 (a)
 W 82-77 in 2007-08 (a)
 W 79-69 in 2007-08 (h)

**game later forfeited by Cal*
Biggest Win: 51 points (101-50), 1999-00
Biggest Loss: 40 points (48-88), 1946-47
Current Streak: 3, Stanford

Cal Poly (4-1)

L 61-79 in 1976-77 (h)
 W 82-71 in 1977-78 (h)
 W 88-56 in 1989-90 (h)
 W 94-52 in 1994-95 (h)
 W 82-58 in 2005-06 (h)
Biggest Win: 42 points (94-52), 1994-95
Biggest Loss: 18 points (61-79), 2007-08
Current Streak: 4, Stanford

Cal Poly Pomona (4-0)

W 82-67 in 1951-52 (h)
 W 63-61 in 1975-76 (h)
 W 92-91 (ot) in 1977-78 (h)
 W 89-75 in 1978-79 (h)
Biggest Win: 15 points (82-67), 1951-52
Current Streak: 4, Stanford

Cal State Bakersfield (1-0)

W 72-31 in 1999-2000 (h)
Biggest Win: 41 points (72-31), 1999-2000
Current Streak: 1, Stanford

Cal State Dominguez Hills (1-0)

W 72-54 in 1982-83 (h)
Biggest Win: 18 points (72-54), 1982-83
Current Streak: 1, Stanford

Cal State Northridge (3-0)

W 86-67 in 1976-77 (h)
 W 80-59 in 1991-92 (h)
 W 89-58 in 1993-94 (h)
Biggest Win: 31 points (89-58), 1993-94
Current Streak: 3, Stanford

Canisius (1-0)

W 39-29 in 1936-37 (a)
Biggest Win: 10 points (39-29), 1936-37
Current Streak: 1, Stanford

Carleton (1-0)

W 54-41 in 1946-47 (a)
Biggest Win: 13 points (54-41), 1946-47
Current Streak: 1, Stanford

Centenary (1-0)

W 73-67 in 1956-57 (a)
Biggest Win: 6 points (73-67), 1956-57
Current Streak: 1, Stanford

Central Florida (1-0)

W 70-61 in 1990-91 (n)
Biggest Win: 9 points (70-61), 1990-91
Current Streak: 1, Stanford

Chaminade (3-1)

W 60-55 in 1983-84 (a)
 W 77-59 in 1985-86 (a)
 W 93-82 in 1987-88 (a)
 L 63-71 in 1992-93 (a)
Biggest Win: 18 points (77-59), 1985-86
Biggest Loss: 8 points (63-71), 1992-93
Current Streak: 1, Chaminade

Charlotte (1-0)

W 70-68 in 1994-95 (n)
Biggest Loss: 2 points (70-68), 1994-95
Current Streak: 1, Stanford

Chico State (0-1)

L 78-82 in 1982-83 (h)
Biggest Loss: 4 points (78-82), 1982-83
Current Streak: 1, Chico State

Cincinnati (1-2)

L 49-60 in 1968-69 (h)
 L 76-80 in 1969-70 (a)
 W 78-65 in 2000-01 (n)
Biggest Win: 13 points (78-65) in 2000-01
Biggest Loss: 11 points (49-60) in 1968-69
Current Streak: 1, Stanford

Colgate (2-0)

W 77-66 in 1989-90 (h)
 W 82-70 in 1994-95 (h)
Biggest Win: 12 points (82-70), 1994-95
Current Streak: 2, Stanford

College of Charleston (1-1)

L 78-82 in 1996-97 (n)
 W 67-57 in 1997-98 (n)
Biggest Win: 10 points (67-57), 1997-98
Biggest Loss: 4 points (82-78), 1996-97
Current Streak: 1, Stanford

Colorado (6-3)

W 25-21 in 1932-33 (a)
 L 24-29 in 1932-33 (a)
 W 46-35 in 1941-42 (n)
 W 62-60 in 1950-51 (n)
 W 75-69 in 1951-52 (n)
 L 58-61 in 1957-58 (a)
 L 79-89 in 1990-91 (a)
 W 71-58 in 1991-92 (h)
 W 67-43 in 2007-08 (a)
Biggest Win: 24 points (67-43), 2007-08
Biggest Loss: 10 points (79-89), 1990-91
Current Streak: 2, Stanford

Colorado State (5-2)

L 24-32 in 1932-33 (a)
 L 72-77 in 1972-73 (a)
 W 56-45 in 1973-74 (h)
 W 83-76 in 1976-77 (a)
 W 86-73 in 1977-78 (h)
 W 63-49 in 1988-89 (h)
 W 73-53 in 2007-08 (h)
Biggest Win: 20 points (73-53), 2007-08
Biggest Loss: 8 points (24-32), 1932-33
Current Streak: 5, Stanford

Columbia (3-1)

W 55-31 in 1939-40 (n)
 L 66-69 in 1968-69 (n)
 W 85-76 in 1970-71 (h)
 W 76-66 in 1986-87 (h)
Biggest Win: 24 points (55-31), 1939-40
Biggest Loss: 3 points (66-69), 1968-69
Current Streak: 2, Stanford

Connecticut (0-4)

L 56-57 in 1956-57 (n)
 L 56-76 in 1997-98 (a)
 L 59-70 in 1998-99 (h)
 L 74-85 in 2002-03 (n)
Biggest Loss: 20 points (56-76), 1997-98
Current Streak: 4, Connecticut

Cornell (3-1)

L 56-59 in 1950-51 (a)
 W 90-45 in 1988-89 (h)
 W 67-55 in 1994-95 (h)



Records vs. Opponents

W 77-53 in 2007-08 (n)
Biggest Win: 45 points (90-45), 1988-89
Biggest Loss: 3 points (59-56), 1950-51
Current Streak: 3, Stanford

Creighton (1-1)

W 33-29 in 1934-35 (a)
 L 26-31 in 1934-35 (a)
Biggest Win: 4 points (33-29), 1934-35
Biggest Loss: 5 points (31-26), 1934-35
Current Streak: 1, Creighton

Dartmouth (5-1)

L 47-48 in 1938-39 (h)
 W 55-29 in 1939-40 (a)
 W 55-38 in 1941-42 (n)
 W 56-55 in 1955-56 (n)
 W 102-85 in 1971-72 (h)
 W 71-54 in 2004-05 (h)
Biggest Win: 27 points (102-85), 1971-72
Biggest Loss: 1 point (47-48), 1938-39
Current Streak: 5, Stanford

Davidson (1-0)

W 87-61 in 1999-2000 (h)
Biggest Win: 26 points (87-61), 1999-2000
Current Streak: 1, Stanford

Denver (7-2)

L 47-48 in 1946-47 (a)
 W 77-70 in 1957-58 (a)
 W 66-58 in 1966-67 (h)
 W 84-82 in 1967-68 (a)
 L 74-77 in 1972-73 (a)
 W 108-82 in 1973-74 (h)
 W 56-52 in 2004-05 (a)
 W 71-49 in 2005-06 (h)
 W 82-39 in 2006-07 (h)
Biggest Win: 43 points (82-39), 2006-07
Biggest Loss: 3 points (74-77), 1972-73
Current Streak: 4, Stanford

DePaul (1-1)

W 88-75 in 1966-67 (h)
 L 67-76 in 1992-93 (h)
Biggest Win: 13 points (88-75), 1966-67
Biggest Loss: 9 points (67-76), 1992-93
Current Streak: 1, DePaul

Duke (2-0)

W 80-79 (ot) in 1999-00 (n)
 W 84-83 in 2000-01 (n)
Biggest Win: 1 point, twice
Current Streak: 2, Stanford

Duquesne (1-0)

W 92-27 in 1937-38 (n)
Biggest Win: 65 points (92-27), 1937-38
Current Streak: 1, Stanford

Eastern Montana (1-0)

W 80-69 in 1983-84 (h)
 Total Points: 80-69
Biggest Win: 11 points (80-69), 1983-84
Current Streak: 1, Stanford

Elon (1-0)

W 82-58 in 1998-99 (h)
Biggest Win: 24 points (82-58), 1998-99
Current Streak: 1, Stanford

Florida (4-0)

W 80-70 in 1974-75 (h)
 W 84-69 in 1988-89 (n)
 W 86-74 in 1990-91 (h)
 W 69-65 in 2002-03 (n)
Biggest Win: 15 points (84-69), 1988-89
Current Streak: 4, Stanford

Florida International (1-0)

W 77-50 in 2003-04 (h)
Biggest Win: 27 points (77-50), 2003-04
Current Streak: 1, Stanford

Fordham (3-1)

W 59-44 in 1960-61 (h)
 W 77-54 in 1972-73 (h)
 L 66-69 in 1985-86 (n)
 W 86-60 in 2000-01 (n)
Biggest Win: 26 points (86-60), 2000-01
Biggest Loss: 3 points (66-69), 1985-86
Current Streak: 1, Stanford

Fresno State (8-1)

L 21-23 in 1926-27 (a)
 W 25-20 in 1927-28 (h)
 W 60-32 in 1938-39 (h)
 W 44-34 in 1946-47 (h)
 W 45-40 in 1947-48 (h)
 W 46-26 in 1948-49 (h)
 W 95-70 in 1953-54 (h)
 W 69-67 in 2006-07 (a)
 W 55-48 in 2007-08 (h)
Biggest Win: 28 points (60-32), 1938-39
Biggest Loss: 2 points (21-23), 1926-27
Current Streak: 8, Stanford

Furman (2-0)

W 78-74 in 1981-82 (h)
 W 88-71 in 1988-89 (n)
Biggest Win: 17 points (88-71), 1988-89
Current Streak: 2, Stanford

Georgetown (0-1)

L 81-101 in 1969-70 (n)
Biggest Loss: 20 points (81-101), 1969-70
Current Streak: 1, Georgetown

George Washington (2-1)

W 87-72 in 1985-86 (h)
 L 70-81 in 1990-91 (h)
 W 70-56 in 1998-99 (a)
Biggest Win: 14 points (70-56), 1998-99
Biggest Loss: 11 points (70-81), 1990-91
Current Streak: 1, Stanford

Georgia (2-0)

W 76-74 in 1997-98 (n)
 W 71-58 in 2000-01 (n)
Biggest Win: 13 points (71-58), 2000-01
Current Streak: 2, Stanford

Georgia Tech (2-1)

L 65-67 in 1986-87 (n)
 W 64-61 (ot) in 1999-00 (n)
 W 80-68 in 2000-01 (h)
Biggest Win: 12 points (80-68), 2000-01
Biggest Loss: 2 points (65-67), 2000-01
Current Streak: 2, Stanford

Gonzaga (2-4)

L 76-80 in 1993-94 (h)
 L 74-82 in 1998-99 (n)
 W 81-71 in 2002-03 (n)
 W 87-80 in 2003-04 (n)
 L 76-80 in 2005-06 (a)
 L 86-90 in 2006-07 (h)
Biggest Win: 10 points (81-71), 2002-03
Biggest Loss: 8 points (74-82), 2002-03
Current Streak: 2, Gonzaga

Harvard (9-0)

W 103-81 in 1978-79 (h)
 W 93-70 in 1981-82 (h)
 W 81-77 in 1982-83 (a)
 W 79-66 in 1983-84 (h)
 W 78-62 in 1985-86 (a)
 W 97-60 in 1987-88 (h)
 W 65-59 in 1995-96 (h)
 W 100-59 in 2003-04 (h)
 W 111-56 in 2007-08 (h)
Biggest Win: 55 points (111-56), 2007-08
Current Streak: 8, Stanford

Hawai'i (8-3)

L 58-70 in 1952-53 (a)
 W 82-71 in 1953-54 (h)
 W 85-55 in 1954-55 (h)
 W 71-51 in 1954-55 (a)
 W 58-51 in 1954-55 (a)
 L 53-70 in 1975-76 (a)
 W 66-65 in 1975-76 (a)
 W 84-71 in 1976-77 (h)
 W 72-68 in 1977-78 (a)
 L 57-69 in 1989-90 (a)
 W 84-55 in 1990-91 (h)
Biggest Win: 30 points (85-55), 1954-55
Biggest Loss: 17 points (53-70), 1975-76
Current Streak: 1, Stanford

Hawaii Pacific (2-0)

W 115-74 in 1983-84 (h)
 W 89-78 in 1983-84 (a)
Biggest Win: 41 points (115-74), 1983-84
Current Streak: 2, Stanford

Houston (1-2)

L 67-87 in 1971-72 (h)
 L 68-74 in 1974-75 (a)
 W 93-86 in 1990-91 (h)
Biggest Win: 7 points (93-86), 1990-91
Biggest Loss: 20 points (67-87), 1971-72
Current Streak: 1, Stanford

Howard (1-0)

W 71-46 in 1992-93 (h)
Biggest Win: 25 points (71-46), 1992-93
Current Streak: 1, Stanford

Idaho (6-3)

W 33-28 in 1938-39 (h)
 W 77-60 in 1955-56 (h)
 W 74-62 in 1955-56 (h)
 L 57-60 in 1956-57 (a)
 W 71-63 in 1956-57 (a)
 L 58-67 in 1957-58 (h)
 W 72-62 in 1957-58 (h)
 L 31-36 in 1958-59 (a)
 W 50-36 in 1958-59 (h)
Biggest Win: 17 points (77-60), 1955-56
Biggest Loss: 9 points (58-67), 1957-58
Current Streak: 1, Stanford



The team leader in three-pointers with 64, Anthony Goods started 30 of the 35 games he appeared in last year and averaged 10.0 points per game.



Lawrence Hill averaged 8.6 points and 4.8 rebounds for the Cardinal in 2007-08, scoring in double-figures on 13 different occasions.

Illinois (2-4)

L 26-38 in 1942-43 (a)
 L 62-71 in 1958-59 (a)
 L 62-74 in 1959-60 (n)
 L 67-81 in 1966-67 (a)
 W 74-72 in 1967-68 (h)
 W 89-76 in 1974-75 (n)
Biggest Win: 13 points (89-76), 1974-75
Biggest Loss: 14 points (67-81), 1966-67
Current Streak: 2, Stanford

Indiana (0-4)

L 59-60 in 1940-41 (n, at SF)
 L 50-58 in 1960-61 (n)
 L 73-83 in 1987-88 (n)
 L 73-84 in 1988-89 (a)
Biggest Loss: 11 points (73-84), 1988-89
Current Streak: 4, Indiana

Iowa (3-5)

L 28-38 in 1934-35 (a)
 L 46-73 in 1954-55 (a)
 W 54-52 in 1955-56 (h)
 L 74-77 in 1966-67 (a)
 W 87-86 in 1967-68 (h)
 L 68-83 in 1978-79 (n)
 L 75-78 in 1987-88 (n)
 W 72-58 in 1999-00 (n)
Biggest Win: 14 points (72-58), 1999-00
Biggest Loss: 27 points (46-73), 1954-55
Current Streak: 1, Stanford

Iowa State (1-0)

W 103-102 in 1951-52 (n)
Biggest Win: 1 point (103-102), 1951-52
Current Streak: 1, Stanford

Kansas (2-8)

L 20-38 in 1932-33 (a)
 L 17-38 in 1932-33 (a)
 L 28-34 in 1932-33 (a)
 L 47-48 in 1946-47 (a)
 W 69-64 (ot) in 1963-64 (h)
 L 54-72 in 1967-68 (a)
 L 67-76 in 1968-69 (h)
 L 62-83 in 1989-90 (n)
 L 63-86 in 2001-02 (n)
 W 64-58 in 2003-04 (h)
Biggest Win: 5 points (69-64), 1963-64
Biggest Loss: 23 points (63-86), 2001-02
Current Streak: 1, Stanford

Kansas State (0-1)

L 65-73 in 1965-66 (a)
Biggest Loss: 8 points (65-73), 1965-66
Current Streak: 1, Kansas State

Kentucky (0-2)

L 77-78 in 1973-74 (a)
 L 85-86 (ot) in 1997-98 (n)
Biggest Loss: 1 point, twice
Current Streak: 2, Kentucky

Lafayette (1-0)

W 80-54 in 1982-83 (h)
Biggest Win: 26 points (80-54), 1982-83
Current Streak: 1, Stanford

LaSalle (1-2)

L 80-95 in 1952-53 (n)
 L 66-67 in 1973-74 (n)
 W 84-73 in 1984-85 (h)
Biggest Win: 11 points (84-73), 1984-85
Biggest Loss: 15 points (80-95), 1952-53
Current Streak: 1, Stanford

Lehigh (2-0)

W 82-59 in 1989-90 (h)
 W 95-42 in 1997-98 (h)
Biggest Win: 53 points (95-42), 1997-98
Current Streak: 2, Stanford

Long Beach State (3-0)

W 80-77 in 1987-88 (h)
 W 86-63 in 2000-01 (n)
 W 94-77 in 2001-02 (h)
Biggest Win: 17 points (94-77), 2001-02
Current Streak: 3, Stanford

Long Island (2-0)

W 45-31 in 1936-37 (h)
 W 49-35 in 1937-38 (a)
Biggest Win: 14 points, twice
Current Streak: 2, Stanford

Louisiana Tech (1-0)

W 62-59 in 1989-90 (h)
Biggest Win: 3 points (62-59), 1989-90
Current Streak: 1, Stanford

Louisville (0-2)

L 67-82 in 2004-05 (n)
 L 58-78 in 2006-07 (n)
Biggest Loss: 20 points (58-78), 2006-07
Current Streak: 2, Louisville

Loyola (Md.) (1-0)

W 98-56 in 1991-92 (h)
Biggest Win: 42 points (98-56), 1991-92
Current Streak: 1, Stanford

Loyola Marymount (5-0)

W 74-57 in 1951-52 (h)
 W 67-57 in 1952-53 (n)
 W 77-54 in 1953-54 (h)
 W 79-75 in 1981-82 (h)
 W 67-59 in 1984-85 (h)
Biggest Win: 23 points (77-54), 1953-54
Current Streak: 5, Stanford

LSU (2-2)

W 91-69 in 1965-66 (h)
 W 92-80 in 1974-75 (h)
 L 85-89 in 1975-76 (a)
 L 63-72 in 1992-93 (n)
Biggest Win: 22 points (91-69), 1965-66
Biggest Loss: 9 points (63-72), 1992-93
Current Streak: 2, LSU

Manhattan (2-0)

W 73-60 in 1993-94 (n)
 W 81-59 in 1996-97 (n)
Biggest Win: 22 points (81-59), 1996-97
Current Streak: 2, Stanford

Marquette (1-4)

L 26-39 in 1934-35 (a)
 L 50-63 in 1959-60 (a)
 L 58-69 in 1980-81 (a)
 L 65-66 in 1981-82 (h)
 W 82-81 (ot) in 2007-08 (n)
Biggest Win: 1 point (82-81), 2007-08
Biggest Loss: 13 points (26-39, 50-63), 1934-35, 1959-60
Current Streak: 1, Stanford

Maryland (0-3)

L 65-67 (2ot) in 1985-86 (n)
 L 60-62 in 1998-99 (n)
 L 73-87 in 2000-01 (n)
Biggest Loss: 14 points (73-87), 2000-01
Current Streak: 3, Maryland

Massachusetts (2-2)

W 57-51 in 1986-87 (n)
 W 73-71 in 1990-91 (n)
 L 53-75 in 1994-95 (n)
 L 74-79 in 1995-96 (n)
Biggest Win: 6 points (57-51), 1986-87
Biggest Loss: 22 points (53-75), 1994-95
Current Streak: 2, Massachusetts

McNeese State (1-0)

W 91-75 in 1993-94 (h)
Biggest Win: 16 points (91-75), 1993-94
Current Streak: 1, Stanford

Memphis (1-0)

W 83-60 in 2000-01 (n)
Biggest Win: 23 points (83-60), 2000-01
Current Streak: 1, Stanford

Mercer (0-1)

L 72-90 in 1984-85 (n)
Biggest Win: 18 points (90-72), 1984-85
Current Streak: 1, Mercer

Miami (Fla.) (1-1)

L 58-71 in 1986-87 (n)
 W 93-59 in 1988-89 (h)
Biggest Win: 34 points (93-59), 1988-89
Biggest Loss: 13 points (58-71), 1986-87
Current Streak: 1, Stanford

Miami (Ohio) (0-1)

L 72-90 in 1975-76 (n)
Biggest Loss: 18 points (72-90), 1975-76
Current Streak: 1, Miami (Ohio)

Michigan (3-1)

L 37-45 in 1946-47 (a)
 W 53-51 in 1948-49 (n)
 W 77-66 in 1950-51 (a)
 W 59-52 in 1959-60 (n)
Biggest Win: 11 points (77-66), 1950-51
Biggest Loss: 8 points (37-45), 1946-47
Current Streak: 3, Stanford

Michigan State (2-4)

L 18-25 in 1934-35 (a)
 L 45-57 in 1946-47 (a)
 W 81-80 (2ot) in 1960-61 (n)
 L 62-72 in 1991-92 (a)
 W 75-64 in 2001-02 (n)
 L 53-78 in 2004-05 (n)
Biggest Win: 11 points (75-64), 2001-02
Biggest Loss: 25 points (53-78), 2004-05
Current Streak: 1, Michigan State

Minnesota (0-4)

L 65-67 in 1949-50 (n)
 L 61-72 in 1958-59 (a)
 L 52-53 (ot) in 1974-75 (a)
 L 84-89 in 1975-76 (h)
Biggest Loss: 11 points (61-72), 1958-59
Current Streak: 4, Minnesota

Mississippi State (1-1)

W 76-56 in 1999-2000 (n)
 L 70-93 in 2004-05 (n)
Biggest Win: 20 points (76-56), 1999-2000
Biggest Loss: 23 points (70-93), 2004-05
Current Streak: 1, Mississippi State

Missouri-Kansas City (1-0)

W 70-50 in 1989-90 (n)
Biggest Win: 20 points (70-50), 1989-90
Current Streak: 1, Stanford

Missouri-St. Louis (1-0)

W 86-72 in 1984-85 (h)
Biggest Win: 14 points (86-72), 1984-85
Current Streak: 1, Stanford

Missouri State (1-1)

W 76-51 in 1998-99 (h)
 L 67-76 in 2005-06 (a)
Biggest Win: 15 points (76-51), 1998-99
Biggest Loss: 9 points (67-76), 2005-06
Current Streak: 1, Missouri State

Montana (3-2)

W 34-33 in 1930-31 (h)
 W 79-63 in 1988-89 (a)
 L 68-70 in 2002-03 (h)
 W 84-66 in 2004-05 (h)
 L 69-88 in 2005-06 (a)
Biggest Win: 18 points (84-66), 2004-05
Biggest Loss: 19 points (69-88), 2005-06
Current Streak: 1, Montana

Montana State (2-0)

W 68-28 in 1936-37 (a)
 W 95-76 in 1975-76 (h)
Biggest Win: 40 points (68-28), 1936-37
Current Streak: 2, Stanford

Navy (3-0)

W 67-61 in 1972-73 (n)
 W 80-62 in 1995-96 (a)
 W 85-68 in 1996-97 (h)
Biggest Win: 18 points (80-62), 1995-96
Current Streak: 3, Navy

Nebraska (6-3)

W 21-17 in 1932-33 (a)
 W 35-30 in 1934-35 (a)
 W 42-39 in 1935-36 (n)
 W 56-47 in 1938-39 (h)
 L 47-48 in 1939-40 (a)
 W 57-46 in 1940-41 (n)
 L 47-51 in 1947-48 (n)
 W 72-59 in 1961-62 (h)
 L 67-71 in 1965-66 (a)
Biggest Win: 13 points (72-59), 1961-62
Biggest Loss: 4 points (47-51, 67-71), 1947-48, 1965-66
Current Streak: 1, Nebraska

Nevada (20-9)

W 25-24 in 1913-14 (h)
 L 29-44 in 1914-15 (h)
 L 23-42 in 1915-16 (n)
 W 33-30 in 1916-17 (h)
 W 30-20 in 1917-18 (h)
 W 40-24 in 1918-19 (a)
 L 19-25 in 1919-20 (h)
 W 18-12 in 1922-23 (h)
 W 17-10 in 1922-23 (h)
 W 28-13 in 1923-24 (h)
 W 30-10 in 1923-24 (h)
 W 18-12 in 1924-25 (h)
 W 26-23 in 1924-25 (h)
 L 17-24 in 1925-26 (h)
 L 16-21 in 1925-26 (h)
 W 26-17 in 1926-27 (h)
 W 27-10 in 1926-27 (h)
 L 22-26 in 1928-29 (a)
 W 23-16 in 1928-29 (a)
 W 26-15 in 1929-30 (a)
 W 33-24 in 1929-30 (a)
 L 24-25 in 1932-33 (a)
 L 30-47 in 1945-46 (a)
 L 69-76 in 1973-74 (h)
 W 90-70 in 1974-75 (a)
 W 94-70 in 1975-76 (h)
 W 88-83 in 1976-77 (a)
 W 101-57 in 1998-99 (a)
 W 68-39 in 1999-00 (h)
Biggest Win: 44 points (101-57), 1998-99
Biggest Loss: 19 points (23-42), 1915-16
Current Streak: 5, Stanford

New Hampshire (1-0)

W 119-60 in 1999-2000 (h)
Biggest Win: 59 points (119-60), 1999-2000
Current Streak: 1, Stanford

New Mexico (2-1)

L 63-78 in 1974-75 (a)
 W 75-44 in 2000-01 (h)
 W 81-66 in 2001-02 (a)
Biggest Win: 31 points (75-44), 2000-01
Biggest Loss: 15 points (63-78), 1974-75
Current Streak: 2, Stanford

North Carolina (0-10)

L 78-87 in 1967-68 (n)
 L 61-92 in 1977-78 (n)
 L 75-88 in 1983-84 (h)
 L 55-89 in 1985-86 (a)
 L 76-87 in 1988-89 (a)
 L 60-71 in 1990-91 (n)
 L 63-87 in 1995-96 (n)

Records vs. Opponents

L 49-57 in 1998-99 (n)
 L 53-60 in 1999-00 (n)
 L 57-74 in 2002-03 (n)
Biggest Loss: 34 points (55-89), 1985-86
Current Streak: 10, North Carolina

Northwestern (3-1)

L 61-62 in 1962-63 (h)
 W 64-58 in 1968-69 (h)
 W 58-53 in 2006-07 (h)
 W 71-60 in 2007-08 (a)
Biggest Win: 11 points (71-60), 2007-08
Biggest Loss: 1 point (61-62), 1962-63
Current Streak: 3, Stanford

Northwestern State (1-0)

W 97-58 in 2007-08 (h)
Biggest Win: 39 points (97-58), 2007-08
Current Streak: 1, Stanford

Notre Dame (0-3)

L 19-29 in 1934-35 (a)
 L 63-64 in 1991-92 (a)
 L 61-67 in 1992-93 (h)
Biggest Loss: 10 points (19-29), 1934-35
Current Streak: 3, Notre Dame

Ohio (0-1)

L 76-81 in 1992-93 (h)
Biggest Loss: 5 points (76-81), 1992-93
Current Streak: 1, Ohio

Ohio State (3-0)

W 60-45 in 1941-42 (n)
 W 78-74 in 1970-71 (n)
 W 68-53 in 1973-74 (n)
Biggest Win: 15 points (60-45, 68-53), 1941-42, 1973-74
Current Streak: 3, Stanford

Oklahoma (2-1)

L 71-77 in 1951-52 (n)
 W 78-72 in 1990-91 (n)
 W 80-67 in 1996-97 (n)
Biggest Win: 13 points (80-67), 1996-97
Biggest Loss: 6 points (71-77), 1951-52
Current Streak: 2, Stanford

Oklahoma City (0-1)

L 73-88 in 1966-67 (a)
Biggest Loss: 15 points (73-88), 1966-67
Current Streak: 1, Oklahoma City

Old Dominion (1-0)

W 84-60 in 2000-01 (n)
Biggest Win: 24 points (84-60), 2000-01
Current Streak: 1, Stanford

Oregon (85-43)

W 39-22 in 1919-20 (h)
 W 36-31 in 1919-20 (h)
 W 47-15 in 1919-20 (a)
 W 29-18 in 1919-20 (a)
 W 32-29 in 1921-22 (a)
 W 23-21 in 1921-22 (a)
 W 17-12 in 1921-22 (h)
 W 20-9 in 1921-22 (h)
 W 52-39 in 1937-38 (n)
 W 59-51 in 1937-38 (h)
 W 50-46 in 1938-39 (h)
 W 52-45 in 1947-48 (n)
 W 70-62 in 1948-49 (n)
 W 70-67 in 1949-50 (a)
 L 51-58 in 1949-50 (a)
 L 68-73 in 1952-53 (a)
 L 64-74 in 1952-53 (a)
 W 85-58 in 1953-54 (h)
 W 74-55 in 1955-56 (h)
 W 73-60 in 1955-56 (h)
 W 68-52 in 1956-57 (a)
 W 65-56 in 1956-57 (a)
 L 49-61 in 1957-58 (a)
 W 74-53 in 1957-58 (h)
 W 57-49 in 1958-59 (a)
 W 64-56 in 1958-59 (h)
 L 55-56 (ot) in 1959-60 (a)
 W 77-61 in 1959-60 (h)
 W 67-60 in 1960-61 (a)
 L 58-61 in 1960-61 (a)
 W 79-54 in 1961-62 (h)
 W 70-49 in 1961-62 (h)
 W 63-44 in 1962-63 (a)
 W 54-51 in 1962-63 (a)
 W 59-51 in 1963-64 (h)
 W 83-65 in 1963-64 (h)
 W 74-56 in 1964-65 (a)
 W 77-75 in 1964-65 (a)
 W 73-62 in 1964-65 (h)
 W 81-64 in 1965-66 (h)
 L 57-66 in 1965-66 (a)
 W 68-65 in 1966-67 (h)
 W 71-58 in 1966-67 (a)
 W 68-64 in 1967-68 (n)
 W 79-73 in 1967-68 (a)
 W 83-75 in 1967-68 (h)
 L 72-74 in 1968-69 (a)
 W 81-76 in 1968-69 (h)
 L 73-87 in 1969-70 (h)
 L 91-92 in 1969-70 (a)
 L 72-82 in 1970-71 (a)
 L 75-80 in 1970-71 (h)
 W 82-78 in 1971-72 (h)
 W 91-79 in 1971-72 (a)
 L 56-62 in 1972-73 (a)
 L 69-76 in 1972-73 (h)
 L 47-48 in 1973-74 (h)
 L 71-72 in 1973-74 (a)
 L 83-84 in 1974-75 (a)
 W 71-70 in 1974-75 (h)
 L 59-72 in 1975-76 (a)
 L 62-84 in 1975-76 (h)
 L 48-73 in 1976-77 (a)
 L 65-74 in 1976-77 (h)
 L 64-74 in 1977-78 (a)
 L 64-65 in 1977-78 (h)
 L 55-68 in 1978-79 (a)
 L 77-80 in 1978-79 (h)
 L 73-77 in 1979-80 (h)
 W 60-59 in 1979-80 (a)
 W 82-76 in 1980-81 (a)
 W 80-79 in 1980-81 (h)
 W 97-88 in 1981-82 (h)
 W 79-76 in 1981-82 (a)
 W 80-74 in 1982-83 (a)
 L 66-67 in 1982-83 (h)
 L 78-79 in 1983-84 (h)
 L 71-91 in 1983-84 (a)
 L 54-61 in 1984-85 (h)
 L 61-68 in 1984-85 (a)
 L 69-83 in 1985-86 (h)
 W 73-69 (ot) in 1985-86 (a)
 W 73-71 in 1986-87 (h)
 L 55-68 in 1986-87 (a)
 L 66-80 in 1987-88 (a)
 W 84-61 in 1987-88 (h)
 W 88-67 in 1987-88 (n)
 W 75-53 in 1988-89 (h)
 W 54-50 in 1988-89 (a)
 W 58-56 in 1989-90 (h)
 L 61-62 in 1989-90 (a)
 L 77-81 (ot) in 1990-91 (a)
 W 86-75 in 1990-91 (h)
 W 78-57 in 1991-92 (a)
 W 70-47 in 1991-92 (h)
 W 71-66 in 1992-93 (h)
 L 73-84 in 1992-93 (a)
 W 69-67 in 1993-94 (a)
 W 84-76 in 1993-94 (h)
 W 92-87 in 1994-95 (h)
 L 80-89 in 1994-95 (a)
 W 94-73 in 1995-96 (h)
 L 62-64 in 1995-96 (a)
 W 72-69 (ot) in 1996-97 (a)
 W 83-61 in 1996-97 (h)
 W 89-67 in 1997-98 (a)
 W 95-67 in 1997-98 (h)

W 77-59 in 1998-99 (h)
 W 73-61 in 1998-99 (a)
 W 86-71 in 1999-00 (a)
 W 76-61 in 1999-00 (h)
 W 100-76 in 2000-01 (h)
 W 69-62 in 2000-01 (a)
 L 79-87 in 2001-02 (a)
 W 90-87 (ot) in 2001-02 (h)
 W 81-57 in 2002-03 (h)
 L 64-79 in 2002-03 (a)
 W 83-80 in 2003-04 (a)
 W 76-55 in 2003-04 (h)
 W 70-63 in 2003-04 (n)
 W 88-69 in 2004-05 (h)
 W 58-56 in 2004-05 (a)
 W 64-62 in 2005-06 (h)
 W 57-56 in 2005-06 (a)
 L 59-66 in 2006-07 (a)
 W 88-69 in 2006-07 (h)
 L 66-71 in 2007-08 (a)
 W 72-43 in 2007-08 (h)
Biggest Win: 32 points (47-15), 1919-20
Biggest Loss: 25 points (48-73), 1977-78
Current Streak: 1, Stanford

Oregon State (58-68)

L 10-28 in 1915-16 (h)
 L 17-23 in 1916-17 (h)
 L 13-19 in 1916-17 (h)
 W 41-26 in 1919-20 (a)
 W 34-15 in 1919-20 (a)
 W 32-19 in 1920-21 (h)
 W 33-25 in 1920-21 (h)
 L 24-37 in 1921-22 (a)
 L 14-25 in 1921-22 (a)
 L 24-29 in 1929-30 (h)
 W 45-26 in 1931-32 (h)
 L 23-33 in 1935-36 (n)
 W 41-28 in 1941-42 (n)
 L 33-42 in 1941-42 (n)
 W 40-35 in 1941-42 (n)
 W 53-48 in 1947-48 (n)
 L 46-58 in 1952-53 (n)
 L 59-69 in 1955-56 (a)
 W 75-50 in 1955-56 (a)
 L 63-64 in 1956-57 (h)
 W 60-58 in 1956-57 (h)
 L 59-68 in 1957-58 (h)
 W 69-57 in 1957-58 (a)
 L 56-58 in 1958-59 (a)
 W 71-54 in 1958-59 (h)
 W 43-38 in 1959-60 (a)
 L 40-45 in 1959-60 (h)
 L 57-68 in 1961-62 (a)
 L 49-55 in 1961-62 (a)
 L 58-65 in 1962-63 (h)
 W 96-69 in 1962-63 (h)
 L 57-65 in 1963-64 (a)
 L 57-65 in 1963-64 (a)
 L 60-61 in 1964-65 (a)
 W 51-48 in 1964-65 (a)
 L 45-47 in 1964-65 (h)
 L 46-62 in 1965-66 (n)
 L 54-56 in 1965-66 (h)
 L 57-63 in 1965-66 (a)
 W 58-51 in 1966-67 (h)
 L 51-54 in 1966-67 (a)
 L 51-67 in 1967-68 (a)
 W 70-67 in 1967-68 (h)
 L 62-63 in 1968-69 (a)
 W 70-61 in 1968-69 (h)
 W 71-69 in 1969-70 (h)
 L 59-80 in 1969-70 (a)
 L 75-82 in 1970-71 (n)
 L 70-88 in 1970-71 (a)
 W 97-85 in 1970-71 (h)
 L 64-68 in 1971-72 (h)
 L 62-87 in 1971-72 (a)
 L 68-74 in 1972-73 (a)
 W 81-70 in 1972-73 (h)
 L 53-56 in 1973-74 (h)
 W 55-53 in 1973-74 (a)
 W 71-63 in 1974-75 (a)
 L 68-74 in 1974-75 (h)
 L *76-82 in 1975-76 (a)
 L *66-70 in 1975-76 (h)
 L 61-71 in 1976-77 (a)
 L 75-76 in 1976-77 (h)
 L 47-48 in 1977-78 (a)
 L 72-84 in 1977-78 (h)
 L 48-73 in 1978-79 (a)
 W 79-76 in 1978-79 (h)
 L 16-18 in 1979-80 (h)
 L 57-85 in 1979-80 (a)
 L 62-76 in 1980-81 (a)
 L 57-62 in 1980-81 (h)
 L 38-81 in 1981-82 (h)
 L 81-111 in 1981-82 (a)
 L 53-62 in 1982-83 (a)
 W 88-75 in 1982-83 (h)
 L 59-64 in 1983-84 (h)
 L 68-73 in 1983-84 (a)
 L 73-83 in 1984-85 (h)
 L 49-54 in 1984-85 (a)
 W 56-52 in 1985-86 (a)
 L 60-74 in 1985-86 (h)
 L 66-70 in 1986-87 (h)
 L 59-71 in 1986-87 (a)
 W 78-65 in 1987-88 (h)
 L 61-63 in 1987-88 (a)
 W 87-59 in 1988-89 (h)
 W 60-58 in 1988-89 (a)
 L 76-77 in 1989-90 (h)
 L 70-84 in 1989-90 (a)
 L 66-73 in 1990-91 (a)
 W 64-59 in 1990-91 (h)
 W 67-64 in 1991-92 (a)
 W 76-56 in 1991-92 (h)
 L 66-77 in 1992-93 (h)
 L 65-82 in 1992-93 (a)
 W 71-67 in 1993-94 (a)
 W 90-66 in 1993-94 (h)
 W 95-82 in 1994-95 (h)
 L 71-90 in 1994-95 (a)
 W 84-51 in 1995-96 (h)
 W 65-50 in 1995-96 (a)
 L 77-86 in 1996-97 (a)
 W 87-54 in 1996-97 (h)
 W 68-48 in 1997-98 (a)
 W 85-77 in 1997-98 (h)
 W 72-56 in 1998-99 (h)
 L 45-59 in 1998-99 (a)
 W 73-45 in 1999-00 (a)
 W 82-56 in 1999-00 (h)
 W 73-49 in 2000-01 (h)
 W 82-63 in 2000-01 (a)
 W 67-50 in 2001-02 (h)
 W 77-55 in 2001-02 (h)
 W 57-54 in 2002-03 (h)
 W 84-73 in 2002-03 (h)
 W 62-48 in 2003-04 (a)
 W 73-47 in 2003-04 (h)
 W 69-65 in 2004-05 (h)
 L 83-84 in 2004-05 (a)
 W 80-66 in 2005-06 (h)
 W 71-64 in 2005-06 (a)
 W 67-56 in 2006-07 (a)
 W 70-55 in 2006-07 (h)
 W 66-46 in 2007-08 (a)
 W 71-56 in 2007-08 (h)

*later forfeited by OSU

Biggest Win: 33 points (84-51, 87-54), 1995-96 & 1996-97

Biggest Loss: 43 points (38-81), 1981-82
Current Streak: 6, Stanford

Pacific (31-3)

W 46-27 in 1913-14 (h)
 W 36-34 in 1914-15 (h)
 W 58-18 in 1914-15 (h)
 W 47-22 in 1915-16 (n)
 L 29-30 in 1915-16 (h)
 W 44-20 in 1916-17 (n)
 W 47-19 in 1917-18 (h)

W 37-11 in 1918-19 (n)
 W 30-18 in 1920-21 (h)
 W 30-21 in 1921-22 (h)
 W 18-9 in 1922-23 (h)
 W 38-9 in 1923-24 (h)
 W 23-15 in 1926-27 (h)
 L 18-29 in 1927-28 (h)
 W 34-31 in 1928-29 (h)
 W 55-23 in 1929-30 (h)
 W 44-27 in 1930-31 (h)
 L 21-22 in 1933-34 (a)
 W 71-20 in 1935-36 (h)
 W 52-30 in 1938-39 (h)
 W 60-36 in 1939-40 (h)
 W 42-32 in 1941-42 (h)
 W 34-32 in 1945-46 (h)
 W 68-38 in 1946-47 (h)
 W 45-43 in 1947-48 (h)
 W 49-47 in 1948-49 (h)
 W 75-49 in 1949-50 (h)
 W 86-76 in 1951-52 (h)
 W 76-51 in 1953-54 (h)
 W 77-61 in 1957-58 (h)
 W 66-55 in 1958-59 (h)
 W 66-53 in 1984-85 (h)
 W 67-61 in 1997-98 (h)
 W 71-58 in 1998-99 (a)

Biggest Win: 51 points (71-20), 1935-36
Biggest Loss: 11 points (18-29), 1927-28
Current Streak: 16, Stanford

Penn (0-2)

L 58-59 in 1950-51 (a)
 L 63-71 in 1981-82 (h)
Biggest Loss: 8 points (63-71), 1981-82
Current Streak: 2, Penn

Pittsburgh (1-1)

L 11-22 in 1931-32 (h)
 W 53-37 in 1948-49 (n)
Biggest Win: 16 points (53-37), 1948-49
Biggest Loss: 11 points (11-22), 1931-32
Current Streak: 1, Stanford

Portland (1-2)

W 83-47 in 1967-68 (h)
 L 59-66 in 1979-80 (h)
 L 69-82 in 1980-81 (a)
Biggest Win: 36 points (83-47), 1967-68
Biggest Loss: 13 points (69-82), 1980-81
Current Streak: 2, Portland

Portland State (1-0)

W 87-63 in 2001-02 (h)
Biggest Win: 24 points (87-63), 2001-02
Current Streak: 1, Stanford

Princeton (1-3)

L 66-67 in 1967-68 (n)
 L 76-81 in 1970-71 (h)
 L 85-88 in 1971-72 (a)
 W 58-34 in 2005-06 (n)
Biggest Win: 24 points (58-34), 2005-06
Biggest Loss: 5 points (76-81), 1970-71
Current Streak: 1, Stanford

Providence (1-1)

W 76-61 in 1977-78 (n)
 L 46-58 in 1979-80 (a)
Biggest Win: 15 points (76-61), 1977-78
Biggest Loss: 12 points (46-58), 1979-80
Current Streak: 1, Providence

Puget Sound (1-0)

W 92-42 in 1992-93 (h)
Biggest Win: 50 points (92-42), 1992-93
Current Streak: 1, Stanford

Purdue (2-0)

W 67-59 in 1997-98 (n)
 W 78-62 in 2001-02 (n)
Biggest Win: 16 points (78-62), 2001-02
Current Streak: 2, Stanford

Rhode Island (3-0)

W 76-74 in 1977-78 (h)
 W 70-69 in 1997-98 (n)
 W 79-77 in 1997-98 (n)
Biggest Win: 2 points, twice
Current Streak: 3, Stanford

Rice (8-0)

W 53-47 in 1941-42 (n)
 W 65-54 in 1956-57 (h)
 W 78-51 in 1979-80 (h)
 W 72-52 in 1986-87 (n)
 W 68-64 in 1991-92 (h)
 W 75-64 in 1995-96 (h)
 W 79-62 in 2002-03 (h)
 W 60-56 in 2003-04 (a)
Biggest Win: 27 points (78-51), 1979-80
Current Streak: 8, Stanford

Richmond (0-2)

L 53-57 in 1985-86 (h)
 L 69-83 in 2002-03 (h)
Biggest Loss: 14 points (69-83), 2002-03
Current Streak: 2, Richmond

Rider (1-0)

W 93-66 in 1990-91 (h)
Biggest Win: 27 points (93-66), 1990-91
Current Streak: 1, Stanford

Rochester (1-0)

W 114-78 in 1969-70 (a)
Biggest Win: 36 points (114-78), 1969-70
Current Streak: 1, Stanford

Rutgers (1-1)

W 71-43 in 1939-40 (a)
 L 63-70 in 1982-83 (a)
Biggest Win: 28 points (71-43), 1939-40
Biggest Loss: 7 points (63-70), 1982-83
Current Streak: 1, Rutgers

Sacramento State (4-0)

W 68-33 in 1992-93 (h)
 W 78-56 in 1999-00 (h)
 W 77-59 in 2003-04 (h)
 W 84-58 in 2007-08 (h)
Biggest Win: 35 points (84-58), 2007-08
Current Streak: 4, Stanford

Sacred Heart (1-0)

W 94-52 in 2000-01 (h)
Biggest Win: 42 points (94-52), 2000-01
Current Streak: 1, Stanford

Saint Louis (2-0)

W 71-61 in 1961-62 (h)
 W 79-63 in 1973-74 (n)
Biggest Win: 16 points (79-63), 1973-74
Current Streak: 2, Stanford

Saint Mary's (40-15)

L 30-34 in 1913-14 (h)
 L 23-45 in 1915-16 (a)
 W 46-34 in 1916-17 (h)
 L 28-51 in 1917-18 (a)
 W 44-20 in 1918-19 (h)
 W 53-9 in 1920-21 (h)
 W 26-13 in 1921-22 (h)
 W 35-13 in 1922-23 (h)
 W 32-18 in 1926-27 (h)
 W 35-33 in 1928-29 (h)
 W 31-23 in 1929-30 (h)
 W 45-24 in 1930-31 (h)
 L 24-38 in 1931-32 (h)
 W 22-18 in 1932-33 (h)
 W 34-32 in 1933-34 (h)
 W 41-30 in 1934-35 (h)
 W 59-27 in 1935-36 (h)
 W 50-23 in 1936-37 (h)
 W 43-32 in 1937-38 (h)
 L 47-51 in 1938-39 (h)
 L 30-33 in 1939-40 (n)
 W 51-35 in 1940-41 (h)

W 36-35 in 1941-42 (n)
 L 43-54 in 1942-43 (h)
 L 39-56 in 1942-43 (h)
 L 42-45 in 1942-43 (n)
 W 47-45 in 1947-48 (n)
 W 64-59 in 1948-49 (n)
 W 55-37 in 1949-50 (n)
 W 74-65 in 1951-52 (n)
 W 67-60 in 1951-52 (h)
 W 66-65 in 1952-53 (n)
 W 63-44 in 1953-54 (h)
 W 92-71 in 1954-55 (h)
 W 51-50 in 1955-56 (h)
 W 65-54 in 1956-57 (h)
 W 64-60 in 1957-58 (h)
 L 45-63 in 1958-59 (n)
 L 51-53 in 1959-60 (h)
 L 41-48 in 1960-61 (h)
 W 71-67 in 1961-62 (h)
 W 81-72 in 1962-63 (h)
 W 72-37 in 1963-64 (n)
 W 74-65 in 1972-73 (h)
 W 69-63 in 1973-74 (a)
 W 87-71 in 1975-76 (h)
 W 87-65 in 1976-77 (h)
 W 62-61 in 1977-78 (a)
 L 66-73 in 1980-81 (h)
 L 86-90 in 1981-82 (a)
 W 81-77 in 1982-83 (h)
 L 56-61 (ot) in 1984-85 (a)
 W 57-43 in 1986-87 (h)
 W 65-64 in 1988-89 (a)
 W 76-58 in 2002-03 (h)

Biggest Win: 44 points (53-9), 1920-21
Biggest Loss: 23 points (28-51), 1917-18
Current Streak: 3, Stanford

St. John's (1-1)

L 59-63 in 1969-70 (h)
 W 55-53 in 1998-99 (a)
Biggest Win: 2 points (55-53), 1998-99
Biggest Loss: 4 points (59-63), 1969-70
Current Streak: 1, Stanford

St. Joseph's (1-0)

W 90-83 in 2000-01 (n)
Biggest Win: 7 points (90-83), 2000-01
Current Streak: 1, Stanford

St. Peter's (1-0)

W 79-71 in 1994-95 (h)
Biggest Win: 8 points (79-71), 1994-95
Current Streak: 1, Stanford

San Diego (3-1)

L 70-79 (ot) in 1980-81 (h)
 W 72-70 in 1996-97 (a)
 W 87-57 in 1997-98 (h)
 W 77-69 in 2002-03 (n)
Biggest Win: 30 points (87-57), 1997-98
Biggest Loss: 9 points (70-79), 1980-81
Current Streak: 3, Stanford

San Diego State (4-0)

W 52-39 in 1940-41 (h)
 W 85-84 in 1978-79 (a)
 W 97-50 in 1996-97 (h)
 W 63-42 in 1997-98 (a)
Biggest Win: 47 points (97-50), 1996-97
Current Streak: 4, Stanford

San Francisco (44-21)

W 22-20 in 1913-14 (h)
 W 37-14 in 1913-14 (h)
 W 31-18 in 1915-16 (h)
 L 27-33 in 1918-19 (a)
 W 43-35 in 1919-20 (h)
 W 31-18 in 1920-21 (a)
 L 24-31 in 1921-22 (h)
 W 25-19 in 1922-23 (h)
 W 30-24 in 1927-28 (h)
 L 23-30 in 1928-29 (h)
 W 34-24 in 1929-30 (h)

L 24-27 in 1930-31 (h)
 L 15-23 in 1931-32 (h)
 W 27-26 in 1931-32 (h)
 L 25-30 in 1932-32 (n)
 W 24-18 in 1933-34 (h)
 W 48-33 in 1934-35 (a)
 W 45-36 in 1935-36 (h)
 W 51-34 in 1936-37 (n)
 W 51-30 in 1937-38 (h)
 W 38-20 in 1938-39 (h)
 W 48-23 in 1939-40 (h)
 W 45-30 in 1940-41 (h)
 W 37-35 in 1940-41 (n)
 W 43-35 in 1941-42 (n)
 W 41-31 in 1941-42 (n)
 W 33-29 in 1941-42 (n)
 L 42-29 in 1942-43 (h)
 L 33-39 in 1942-43 (h)
 L 39-48 in 1945-46 (h)
 W 33-27 in 1945-46 (h)
 W 48-36 in 1946-47 (h)
 W 46-42 in 1947-48 (h)
 W 65-55 in 1948-49 (h)
 L 39-54 in 1949-50 (h)
 W 69-61 in 1950-51 (n)
 W 52-49 in 1951-52 (n)
 W 74-73 in 1952-53 (h)
 W 50-49 in 1957-58 (a)
 W 53-45 in 1958-59 (a)
 W 55-49 (ot) in 1959-60 (h)
 L 31-37 (ot) in 1960-61 (a)
 W 73-56 in 1961-62 (h)
 W 44-43 in 1962-63 (a)
 L 50-77 in 1964-65 (h)
 W 81-78 (ot) in 1965-66 (h)
 W 56-53 in 1966-67 (a)
 L 60-66 in 1967-68 (h)
 W 81-48 in 1968-69 (h)
 L 64-73 in 1969-70 (a)
 W 65-61 in 1970-71 (n)
 L 67-76 in 1971-72 (a)
 L 68-83 in 1972-73 (a)
 W 63-61 (ot) in 1973-74 (h)
 L 82-87 in 1974-75 (a)
 L 44-49 in 1975-76 (h)
 L 59-73 in 1976-77 (a)
 L 78-99 in 1977-78 (h)
 L 77-87 in 1978-79 (a)
 W 68-67 in 1987-88 (a)
 W 74-53 in 1989-90 (h)
 W 98-60 in 1994-95 (h)
 L 58-59 in 1995-96 (a)
 W 93-83 in 2004-05 (n)
 W 71-56 in 2005-06 (h)

Biggest Win: 38 points (98-60), 1994-95
Biggest Loss: 27 points (50-77), 1964-65
Current Streak: 2, Stanford

San Francisco State (4-0)

W 38-25 in 1935-36 (h)
 W 39-29 in 1938-39 (h)
 W 92-78 in 1951-52 (h)
 W 100-49 in 2000-01 (h)
Biggest Win: 51 points (100-49), 2000-01
Current Streak: 4, Stanford

San Jose State (38-12)

W 16-13 in 1924-25 (h)
 W 13-5 in 1925-26 (h)
 W 23-13 in 1927-28 (a)
 W 27-18 in 1928-29 (h)
 L 23-24 in 1928-29 (h)
 W 49-14 in 1929-30 (h)
 W 27-22 in 1930-31 (h)
 W 25-21 in 1931-32 (h)
 W 35-28 in 1933-34 (a)
 L 25-28 in 1934-35 (a)
 W 53-29 in 1935-36 (a)
 W 31-24 in 1936-37 (a)
 W 45-38 in 1937-38 (a)
 W 42-40 in 1940-41 (h)
 W 57-38 in 1941-42 (h)

Records vs. Opponents

W 55-29 in 1942-43 (h)
 W 46-31 in 1945-46 (h)
 L 21-39 in 1945-46 (a)
 W 45-33 in 1946-47 (h)
 L 41-49 in 1946-47 (a)
 W 54-50 in 1947-48 (h)
 W 50-49 in 1948-49 (h)
 W 43-41 in 1949-50 (h)
 W 59-49 in 1950-51 (h)
 W 71-66 in 1951-52 (h)
 L 62-68 in 1952-53 (a)
 W 60-58 in 1953-54 (h)
 W 70-60 in 1953-54 (a)
 W 80-69 in 1954-55 (h)
 W 72-70 in 1955-56 (h)
 L 55-59 in 1956-57 (a)
 L 59-66 in 1957-58 (h)
 W 57-40 in 1958-59 (h)
 W 69-31 in 1959-60 (h)
 W 56-50 in 1963-64 (h)
 W 61-59 in 1964-65 (a)
 L 57-58 in 1965-66 (h)
 W 84-72 in 1969-70 (h)
 W 65-59 in 1971-72 (h)
 W 75-54 in 1972-73 (h)
 W 81-80 (ot) in 1977-78 (h)
 L 76-79 (ot) in 1978-79 (a)
 L 66-67 in 1979-80 (h)
 W 58-48 in 1983-84 (h)
 L 63-72 in 1986-87 (a)
 W 89-39 in 1988-89 (h)
 L 52-56 in 1992-93 (a)
 W 69-58 in 1993-94 (h)
 W 68-52 in 1994-95 (h)
 W 73-52 in 2006-07 (h)
Biggest Win: 50 points (89-39), 1988-89
Biggest Loss: 18 points (21-39), 1945-46
Current Streak: 3, Stanford

Santa Clara (49-26)

L 21-42 in 1914-15 (h)
 L 19-26 in 1915-16 (h)
 L 20-38 in 1915-16 (h)
 L 30-41 in 1916-17 (a)
 W 45-7 in 1918-19 (h)
 W 53-22 in 1918-19 (h)
 W 31-26 in 1919-20 (n)
 W 28-13 in 1920-21 (h)
 W 23-22 in 1921-22 (h)
 W 22-16 in 1922-23 (h)
 W 27-16 in 1923-24 (h)
 W 15-13 in 1924-25 (h)
 W 31-7 in 1925-26 (h)
 W 32-17 in 1926-27 (h)
 L 20-21 in 1927-28 (h)
 W 28-27 in 1928-29 (h)
 W 32-31 in 1929-30 (h)
 W 24-21 in 1930-31 (h)
 W 30-26 in 1931-32 (h)
 W 27-25 in 1932-33 (h)
 L 26-36 in 1933-34 (h)
 W 33-28 in 1934-35 (h)
 W 46-23 in 1935-36 (n)
 W 54-25 in 1936-37 (h)
 W 56-55 in 1937-38 (h)
 L 34-37 in 1938-39 (h)
 L 40-42 in 1939-40 (n)
 W 34-32 in 1940-41 (n)
 W 44-41 in 1940-41 (h)
 L 21-31 in 1941-42 (n)
 W 46-44 in 1942-43 (n)
 W 57-44 in 1942-43 (h)
 L 35-55 in 1945-46 (h)
 L 76-107 in 1946-47 (h)
 W 56-39 in 1946-47 (h)
 W 53-41 in 1947-48 (n)
 W 49-47 in 1948-49 (n)
 W 65-45 in 1948-49 (h)
 W 66-60 in 1949-50 (n)
 W 60-43 in 1950-51 (h)

L 55-65 in 1950-51 (n)
 W 70-64 in 1951-52 (n)
 L 71-81 in 1952-53 (n)
 L 58-69 in 1953-54 (n)
 W 72-67 in 1954-55 (n)
 W 62-55 in 1955-56 (h)
 L 61-77 in 1956-57 (h)
 L 45-67 in 1957-58 (n)
 W 55-49 in 1958-59 (n)
 L 53-54 in 1960-61 (h)
 W 45-41 in 1961-62 (a)
 W 69-60 in 1964-65 (h)
 W 76-73 in 1965-66 (a)
 W 88-73 in 1966-67 (h)
 L 60-72 in 1969-70 (h)
 L 73-81 in 1970-71 (h)
 L 68-79 in 1971-72 (h)
 L 67-70 in 1975-76 (a)
 W 87-84 in 1976-77 (h)
 W 69-67 in 1977-78 (a)
 W 85-73 in 1978-79 (h)
 L 60-62 in 1981-82 (h)
 L 69-73 in 1983-84 (a)
 L 71-72 in 1987-88 (h)
 W 66-51 in 1989-90 (a)
 W 82-47 in 1990-91 (h)
 W 75-59 in 1991-92 (a)
 W 66-35 in 1992-93 (h)
 W 82-70 (ot) in 1993-94 (a)
 W 69-60 in 1997-98 (n)
 W 94-49 in 1998-99 (h)
 W 78-63 in 2000-01 (a)
 L 76-86 in 2004-05 (a)
 L 46-62 in 2006-07 (h)
 W 74-48 in 2007-08 (h)
Biggest Win: 45 points (94-49), 1998-99
Biggest Loss: 31 points (76-107), 1946-47
Current Streak: 1, Stanford

Seattle (2-0)

W 83-46 in 1984-85 (h)
 W 105-54 in 1985-86 (h)
Biggest Win: 51 points (105-84), 1985-86
Current Streak: 2, Stanford

Seattle Pacific (2-0)

W 67-65 in 1981-82 (h)
 W 83-78 in 1987-88 (h)
Biggest Win: 5 points (83-78), 1987-88
Current Streak: 2, Stanford

Seton Hall (4-3)

W 65-63 in 1954-55 (a)
 W 86-80 in 1978-79 (h)
 L 55-72 in 1979-80 (a)
 L 75-76 (ot) in 1985-86 (h)
 L 69-75 in 1993-94 (a)
 W 83-60 in 1995-96 (n)
 W 83-81 (ot) in 1996-97 (a)
Biggest Win: 23 points (83-60), 1995-96
Biggest Loss: 17 points (55-72), 1979-80
Current Streak: 2, Stanford

Siena (2-2)

L 78-80 in 1988-89 (n)
 W 94-72 in 1991-92 (n)
 W 92-72 in 2006-07 (h)
 L 67-79 in 2007-08 (a)
Biggest Win: 22 points (94-72), 1991-92
Biggest Loss: 12 points (67-79), 2007-08
Current Streak: 1, Siena

SMU (2-0)

W 80-70 in 1963-64 (a)
 W 86-51 in 1998-99 (h)
Biggest Win: 35 points (86-51), 1998-99
Current Streak: 2, Stanford

Sonoma State (1-0)

W 73-42 in 1982-83 (h)
Biggest Win: 31 points (73-42), 1982-83
Current Streak: 1, Stanford

South Carolina (1-0)

W 82-70 in 1995-96 (n)
Biggest Win: 12 points (82-70), 1995-96
Current Streak: 1, Stanford

South Carolina State (1-0)

W 84-65 in 1999-2000 (n)
Biggest Win: 19 points (84-65), 1999-2000
Current Streak: 1, Stanford

Southern Illinois (1-0)

W 78-68 in 1990-91 (a)
Biggest Win: 10 points (78-68), 1990-91
Current Streak: 1, Stanford

Southern Utah (3-0)

W 89-71 in 1991-92 (h)
 W 81-63 in 2001-02 (h)
 W 67-37 in 2003-04 (h)
Biggest Win: 30 points (67-37), 2003-04
Current Streak: 3, Stanford

Stetson (1-0)

W 92-60 in 1995-96 (h)
Biggest Win: 32 points (92-60), 1995-96
Current Streak: 1, Stanford

Temple (5-2)

W 45-38 in 1936-37 (h)
 L 31-35 in 1937-38 (n)
 W 53-51 in 1966-67 (n)
 W 73-64 in 1970-71 (h)
 L 64-76 in 1971-72 (a)
 W 77-70 in 1982-83 (h)
 W 57-50 in 1998-99 (n)
Biggest Win: 9 points (73-64), 1970-71
Biggest Loss: 12 points (64-76), 1971-72
Current Streak: 2, Stanford

Tennessee (0-2)

L 47-51 in 1956-57 (a)
 L 57-69 in 2004-05 (n)
Biggest Loss: 12 points (57-69), 2004-05
Current Streak: 2, Tennessee

Texas (1-2)


W 72-46 in 1962-63 (h)
 L 75-83 (ot) in 2001-02 (n)
 L 62-82 in 2007-08 (n)
Biggest Win: 26 points (72-46), 1962-63
Biggest Loss: 8 points (75-83), 2001-02
Current Streak: 2, Texas

Texas A&M (1-0)

W 55-49 in 1949-50 (n)
Biggest Win: 6 points (55-49), 1949-50
Current Streak: 1, Stanford



Mitch Johnson enjoyed a breakthrough campaign last year, averaging a team-best 5.2 assists per game while also establishing career-best totals in scoring (6.7 ppg) and rebounding (4.3 rpg).



Brook (left) and Robin (right) Lopez combined to form one of the most dominant front lines in the nation in 2007-08.

Records vs. Opponents

Texas-San Antonio (1-0)

W 71-45 in 2003-04 (n)
Biggest Win: 26 points (71-45), 2003-04
Current Streak: 1, Stanford

Texas Tech (2-0)

W 70-59 in 2006-07 (n)
 W 62-61 in 2007-08 (a)
Biggest Win: 11 points (70-59), 2006-07
Current Streak: 2, Stanford

Tulane (1-2)

L 62-67 in 1954-55 (a)
 L 53-64 in 1956-57 (a)
 W 95-65 in 1964-65 (h)
Biggest Win: 30 points (95-65), 1964-65
Biggest Loss: 11 points (53-64), 1956-57
Current Streak: 1, Stanford

UAB (1-0)

W 99-80 in 1986-87 (h)
Biggest Win: 19 points (99-80), 1986-87
Current Streak: 1, Stanford

UC Davis (13-1)

W 36-31 in 1914-15 (h)
 W 18-9 in 1917-18 (h)
 W 55-5 in 1918-19 (h)
 W 38-21 in 1919-20 (h)
 W 31-7 in 1924-25 (h)
 W 41-16 in 1936-37 (h)
 W 30-26 in 1938-39 (h)
 W 91-76 in 1975-76 (h)
 W 95-66 in 1976-77 (h)
 W 68-62 in 1980-81 (h)
 W 76-49 in 1998-99 (h)
 W 72-62 in 2004-05 (h)
 L 58-64 in 2005-06 (a)
 W 84-72 in 2006-07 (h)
Biggest Win: 50 points (55-5), 1918-1926
Biggest Loss: 6 points (58-64), 2005-06
Current Streak: 1, Stanford

UC Irvine (5-1)

W 98-84 in 1980-81 (h)
 W 70-57 in 1989-90 (a)
 W 117-87 in 1990-91 (h)
 W 84-57 in 2002-03 (h)
 W 72-59 in 2003-04 (a)
 L 63-79 in 2005-06 (h)
Biggest Win: 30 points (117-87), 1990-91
Biggest Loss: 16 points (79-63), 2005-06
Current Streak: 1, UC Irvine

UCLA (89-130)

W 23-17 in 1924-25 (h)
 W 26-10 in 1924-25 (h)
 L 15-28 in 1925-26 (h)
 W 32-29 in 1925-26 (h)
 L 17-21 in 1926-27 (h)
 L 21-23 in 1926-27 (a)
 L 22-29 in 1927-28 (h)
 L 22-28 in 1927-28 (h)
 W 34-27 in 1927-28 (a)
 W 34-20 in 1928-29 (h)
 W 34-26 in 1928-29 (a)
 W 32-24 in 1928-29 (a)
 L 30-63 in 1929-30 (a)
 W 40-37 in 1929-30 (h)
 L 15-20 in 1929-30 (h)
 L 23-32 in 1930-31 (a)
 L 26-28 in 1930-31 (a)
 W 29-28 in 1930-31 (h)
 W 25-22 in 1931-32 (h)
 W 31-26 in 1931-32 (h)
 L 31-35 in 1931-32 (a)
 L 18-28 in 1931-32 (a)
 L 36-44 in 1932-33 (h)
 W 41-38 in 1932-33 (h)
 W 40-38 in 1932-33 (a)
 W 41-35 in 1932-33 (a)
 W 45-26 in 1933-34 (a)
 L 31-32 in 1933-34 (a)

W 31-28 in 1933-34 (h)
 W 39-34 in 1933-34 (h)
 L 27-34 in 1934-35 (a)
 L 32-38 in 1934-35 (a)
 W 33-28 in 1934-35 (h)
 W 35-16 in 1934-35 (h)
 W 44-30 in 1935-36 (h)
 L 37-44 in 1935-36 (h)
 W 45-32 in 1935-36 (a)
 W 39-35 in 1935-36 (a)
 W 63-40 in 1936-37 (h)
 W 69-36 in 1936-37 (h)
 W 42-40 in 1936-37 (a)
 W 67-38 in 1936-37 (a)
 W 69-33 in 1937-38 (a)
 W 56-29 in 1937-38 (a)
 W 53-51 in 1937-38 (h)
 W 50-33 in 1937-38 (h)
 W 56-44 in 1938-39 (h)
 W 47-21 in 1938-39 (h)
 W 38-32 in 1938-39 (a)
 W 37-33 in 1938-39 (a)
 W 53-38 in 1939-40 (h)
 W 40-36 in 1939-40 (h)
 W 51-42 in 1939-40 (a)
 L 37-42 in 1939-40 (a)
 W 54-44 in 1940-41 (a)
 L 44-45 in 1940-41 (a)
 W 49-44 in 1940-41 (h)
 W 56-34 in 1940-41 (h)
 W 54-43 in 1941-42 (h)
 W 49-30 in 1941-42 (h)
 W 42-30 in 1941-42 (a)
 W 36-28 in 1941-42 (a)
 L 57-60 in 1942-43 (a)
 W 60-41 in 1942-43 (a)
 L 18-35 in 1945-46 (h)
 L 29-41 in 1945-46 (h)
 L 26-39 in 1945-46 (h)
 L 20-47 in 1945-46 (h)
 W 38-33 in 1946-47 (a)
 L 40-48 in 1946-47 (a)
 L 39-56 in 1946-47 (h)
 W 68-53 in 1946-47 (h)
 L 47-55 in 1947-48 (a)
 W 55-47 in 1947-48 (a)
 W 66-47 in 1947-48 (a)
 L 46-48 in 1947-48 (h)
 W 55-47 in 1948-49 (n)
 W 61-52 in 1948-49 (h)
 L 48-59 in 1948-49 (a)
 L 46-59 in 1948-49 (h)
 L 50-56 in 1948-49 (a)
 L 55-71 in 1949-50 (a)
 L 45-59 in 1949-50 (h)
 L 59-69 in 1949-50 (a)
 L 57-62 in 1949-50 (h)
 L 73-78 in 1950-51 (h)
 W 74-71 in 1950-51 (h)
 L 48-56 in 1950-51 (a)
 L 67-90 in 1950-51 (a)
 L 63-81 in 1951-52 (a)
 W 73-71 in 1951-52 (a)
 L 68-72 in 1951-52 (h)
 W 77-68 in 1951-52 (h)
 L 66-67 in 1952-53 (h)
 L 71-74 in 1952-53 (h)
 L 50-75 in 1952-53 (a)
 L 58-66 in 1952-53 (a)
 L 73-92 in 1953-54 (a)
 L 58-77 in 1953-54 (a)
 L 77-92 in 1953-54 (h)
 L 80-88 in 1953-54 (h)
 W 61-56 in 1954-55 (h)
 L 75-91 in 1954-55 (h)
 L 63-85 in 1954-55 (a)
 L 59-72 in 1954-55 (a)
 L 48-50 in 1955-56 (h)
 L 72-81 in 1955-56 (h)
 L 63-86 in 1956-57 (a)
 L 61-79 in 1956-57 (a)

L 43-46 in 1957-58 (a)
 W 57-50 in 1957-58 (h)
 W 69-61 in 1958-59 (h)
 L 51-64 in 1958-59 (a)
 L 54-67 in 1959-60 (a)
 L 52-58 in 1959-60 (h)
 L 48-49 in 1959-60 (a)
 W 79-65 in 1960-61 (h)
 L 56-70 in 1960-61 (h)
 L 55-69 in 1960-61 (a)
 L 64-82 in 1961-62 (a)
 L 65-75 in 1961-62 (a)
 W 82-67 in 1961-62 (h)
 W 86-78 in 1962-63 (h)
 W 73-69 (ot) in 1962-63 (h)
 L 54-64 in 1962-63 (a)
 L 45-51 in 1962-63 (a)
 L 71-84 in 1963-64 (a)
 L 61-80 in 1963-64 (a)
 L 88-100 in 1963-64 (n)
 L 66-80 in 1964-65 (a)
 L 67-83 in 1964-65 (h)
 W 73-69 in 1965-66 (h)
 L 58-70 in 1965-66 (a)
 L 78-116 in 1966-67 (a)
 L 47-75 in 1966-67 (h)
 L 63-75 in 1967-68 (h)
 L 61-100 in 1967-68 (a)
 L 61-98 in 1968-69 (a)
 L 60-81 in 1968-69 (h)
 L 84-102 in 1969-70 (h)
 L 90-120 in 1969-70 (a)
 L 53-58 in 1970-71 (h)
 L 72-107 in 1970-71 (a)
 L 79-118 in 1971-72 (a)
 L 73-102 in 1971-72 (h)
 L 67-82 in 1972-73 (h)
 L 45-51 in 1972-73 (a)
 L 52-66 in 1973-74 (a)
 L 60-62 in 1973-74 (h)
 W 64-60 in 1974-75 (h)
 L 59-93 in 1974-75 (a)
 L 67-68 in 1975-76 (a)
 L 74-120 in 1975-76 (h)
 L 86-100 in 1976-77 (h)
 L 83-114 in 1976-77 (a)
 L 64-101 in 1977-78 (a)
 L 63-79 in 1977-78 (h)
 W 75-72 in 1978-79 (h)
 L 71-99 in 1978-79 (a)
 L 60-92 in 1979-80 (a)
 L 62-75 in 1979-80 (h)
 L 58-85 in 1980-81 (a)
 W 74-72 in 1980-81 (h)
 L 34-42 in 1981-82 (h)
 L 53-79 in 1981-82 (a)
 L 87-101 in 1982-83 (h)
 L 86-99 in 1982-83 (a)
 L 66-71 in 1983-84 (a)
 W 75-64 in 1983-84 (h)
 L 71-100 in 1984-85 (a)
 L 66-72 in 1984-85 (h)
 W 76-70 in 1985-86 (h)
 L 74-95 in 1985-86 (a)
 L 75-95 in 1986-87 (a)
 L 62-93 in 1986-87 (h)
 W 116-110 (2ot) in 1987-88 (h)
 L 69-91 in 1987-88 (a)
 L 74-70 in 1988-89 (a)
 W 84-75 in 1988-89 (h)
 W 95-86 in 1988-89 (n)
 W 87-79 in 1989-90 (h)
 W 70-69 in 1989-90 (a)
 W 89-82 in 1990-91 (a)
 L 86-89 in 1990-91 (h)
 L 77-83 in 1991-92 (h)
 L 70-96 in 1991-92 (a)
 L 76-84 in 1992-93 (a)
 L 64-72 in 1992-93 (h)
 L 65-69 in 1993-94 (h)
 L 88-103 in 1993-94 (a)

L 74-77 in 1994-95 (a)
 L 77-88 in 1994-95 (h)
 L 56-64 in 1995-96 (a)
 W 67-66 in 1995-96 (h)
 W 109-61 in 1996-97 (h)
 L 68-87 in 1996-97 (a)
 W 93-80 in 1997-98 (h)
 W 84-81 in 1997-98 (a)
 W 72-59 in 1998-99 (a)
 W 77-73 in 1998-99 (h)
 W 78-63 in 1999-00 (a)
 L 93-94 (ot) in 1999-00 (h)
 L 73-79 in 2000-01 (h)
 W 85-79 in 2000-01 (a)
 W 86-76 in 2001-02 (a)
 L 92-95 in 2001-02 (h)
 W 52-51 in 2002-03 (h)
 W 93-84 in 2002-03 (a)
 W 67-52 in 2003-04 (h)
 W 73-60 in 2003-04 (a)
 W 75-64 in 2004-05 (a)
 W 78-65 in 2004-05 (h)
 L 54-71 in 2005-06 (a)
 L 54-75 in 2005-06 (h)
 W 75-68 in 2006-07 (h)
 L 61-75 in 2006-07 (a)
 L 67-76 in 2007-08 (h)
 L 67-77 (ot) in 2007-08 (a)
 L 64-67 in 2007-08 (n)
Biggest Win: 48 points (109-61), 1996-97
Biggest Loss: 46 points (120-74), 1975-76
Current Streak: 4, UCLA

UC Riverside (4-0)

W 84-71 in 1982-83 (h)
 W 83-56 in 1984-85 (h)
 W 69-64 in 1993-94 (h)
 W 84-41 in 2000-01 (h)
Biggest Win: 43 points (84-41), 2000-01
Current Streak: 4, Stanford

UC San Diego (3-0)

W 107-60 in 1983-84 (h)
 W 87-48 in 1984-85 (h)
 W 108-69 in 1985-86 (h)
Biggest Win: 47 points (107-60), 1983-84
Current Streak: 3, Stanford

UC Santa Barbara (6-3)

W 87-57 in 1964-65 (h)
 L 84-85 (ot) in 1964-65 (a)
 L 62-67 in 1969-70 (h)
 W 80-68 in 1972-73 (a)
 L 76-77 in 1977-78 (a)
 W 75-65 in 1987-88 (n)
 W 95-62 in 1997-98 (h)
 W 62-49 in 1999-00 (a)
 W 67-48 in 2007-08 (h)
Biggest Win: 33 points (95-62), 1997-98
Biggest Loss: 5 points (62-67), 1969-70
Current Streak: 4, Stanford

UNC Greensboro (2-0)

W 88-52 in 1996-97 (n)
 W 89-60 in 2000-01 (n)
Biggest Win: 36 points (88-52), 1996-97
Current Streak: 2, Stanford

UNLV (2-1)

L 65-83 in 1985-86 (n)
 W 77-66 in 2002-03 (a)
 W 86-71 in 2003-04 (h)
Biggest Win: 15 points (86-71), 2003-04
Biggest Loss: 18 points (65-83), 1985-86
Current Streak: 2, Stanford

USC (116-117)

W 43-28 in 1916-17 (a)
 W 34-10 in 1916-17 (h)
 W 34-14 in 1920-21 (h)
 W 29-14 in 1922-23 (h)
 W 23-12 in 1922-23 (h)
 W 17-12 in 1922-23 (a)

2008-09 OUTLOOK

COACHING STAFF

PLAYER PROFILES

OPPONENTS

2007-08 REVIEW

TRADITION

MAPLES PAVILION

HISTORY AND HONORS

RECORDS

HOME OF CHAMPIONS

Records vs. Opponents

W 24-21 in 1922-23 (a)
 L 17-20 in 1923-24 (h)
 W 25-19 in 1923-24 (h)
 L 20-24 in 1923-24 (a)
 W 31-26 in 1923-24 (a)
 W 25-11 in 1925-26 (h)
 W 24-21 in 1925-26 (a)
 W 30-22 in 1925-26 (a)
 W 28-27 in 1926-27 (a)
 W 24-19 in 1926-27 (h)
 W 35-26 in 1926-27 (h)
 L 23-24 in 1927-28 (a)
 L 25-29 in 1927-28 (a)
 L 27-34 in 1927-28 (h)
 W 33-26 in 1928-29 (a)
 W 31-21 in 1928-29 (h)
 W 28-25 in 1928-29 (h)
 W 35-23 in 1929-30 (a)
 L 18-36 in 1929-30 (a)
 L 24-30 in 1929-30 (h)
 L 24-27 in 1930-31 (h)
 W 28-21 in 1930-31 (h)
 L 22-33 in 1930-31 (a)
 L 28-35 in 1931-32 (h)
 L 24-28 in 1931-32 (h)
 L 29-37 in 1931-32 (a)
 L 19-32 in 1931-32 (a)
 L 25-30 in 1932-33 (a)
 L 36-38 in 1932-33 (a)
 L 18-34 in 1932-33 (h)
 L 28-36 in 1932-33 (h)
 L 24-36 in 1933-34 (a)
 W 35-31 in 1933-34 (a)
 L 22-28 in 1933-34 (h)
 L 22-33 in 1933-34 (h)
 L 30-40 in 1934-35 (h)
 W 38-36 in 1934-35 (h)
 L 40-55 in 1934-35 (a)
 L 29-39 in 1934-35 (a)
 W 32-25 in 1935-36 (h)
 W 51-47 in 1935-36 (h)
 L 36-45 in 1935-36 (n)
 W 46-42 in 1935-36 (n)
 W 39-36 in 1935-36 (h)
 W 43-42 in 1935-36 (n)
 L 39-42 in 1936-37 (a)
 W 61-49 in 1936-37 (a)
 W 39-34 in 1936-37 (h)
 W 47-38 in 1936-37 (h)
 W 64-54 in 1937-38 (h)
 L 48-49 in 1937-38 (h)
 W 36-30 in 1937-38 (a)
 W 48-35 in 1937-38 (a)
 W 42-39 in 1938-39 (h)
 L 32-45 in 1938-39 (h)
 L 29-35 in 1938-39 (a)
 L 31-53 in 1938-39 (a)
 L 48-51 in 1939-40 (a)
 L 37-53 in 1939-40 (a)
 W 46-45 in 1939-40 (h)
 L 32-39 in 1939-40 (h)
 W 43-37 in 1940-41 (h)
 W 39-34 in 1940-41 (h)
 W 46-38 in 1940-41 (a)
 W 43-36 in 1940-41 (a)
 W 43-33 in 1941-42 (h)
 L 23-27 in 1941-42 (h)
 W 46-44 in 1941-42 (a)
 W 47-43 in 1941-42 (a)
 L 32-41 in 1942-43 (h)
 L 49-67 in 1942-43 (a)
 L 49-62 in 1945-46 (a)
 L 32-43 in 1945-46 (a)
 L 36-48 in 1945-46 (h)
 L 40-55 in 1945-46 (h)
 W 55-50 in 1946-47 (a)
 L 48-52 in 1946-47 (a)
 W 55-50 in 1946-47 (h)
 W 50-48 in 1946-47 (h)
 L 33-39 in 1947-48 (a)
 L 44-48 in 1947-48 (h)

L 40-41 in 1947-48 (a)
 L 34-36 in 1947-48 (h)
 L 46-66 in 1948-49 (h)
 L 44-45 in 1948-49 (a)
 L 57-58 in 1948-49 (h)
 L 51-60 in 1948-49 (a)
 L 58-73 in 1949-50 (a)
 L 45-59 in 1949-50 (h)
 L 59-62 in 1949-50 (a)
 W 60-57 in 1949-50 (h)
 L 54-65 in 1950-51 (a)
 L 45-72 in 1950-51 (a)
 W 73-71 in 1950-51 (h)
 L 65-68 in 1950-51 (h)
 L 58-63 in 1951-52 (a)
 L 64-75 in 1951-52 (a)
 W 51-41 in 1951-52 (h)
 W 73-65 in 1951-52 (h)
 L 58-76 in 1952-53 (h)
 L 63-72 in 1952-53 (h)
 L 56-93 in 1952-53 (a)
 W 76-74 in 1952-53 (a)
 W 61-59 in 1953-54 (a)
 L 69-71 in 1953-54 (a)
 L 53-57 in 1953-54 (h)
 W 72-67 in 1953-54 (h)
 W 92-78 in 1954-55 (h)
 W 76-70 in 1954-55 (h)
 L 63-73 in 1954-55 (a)
 L 56-71 in 1954-55 (a)
 W 78-74 in 1955-56 (a)
 L 58-74 in 1955-56 (a)
 L 69-72 in 1956-57 (h)
 L 73-86 in 1956-57 (h)
 W 57-44 in 1957-58 (h)
 W 69-61 in 1957-58 (a)
 L 52-71 in 1958-59 (a)
 W 85-74 in 1958-59 (h)
 W 82-71 (ot) in 1959-60 (a)
 W 66-51 in 1959-60 (h)
 L 53-59 in 1959-60 (h)
 L 57-63 in 1960-61 (h)
 L 61-79 in 1960-61 (a)
 L 53-54 in 1960-61 (a)
 W 67-56 in 1961-62 (a)
 W 63-62 in 1961-62 (h)
 W 68-66 in 1961-62 (h)
 L 57-65 in 1962-63 (h)
 L 57-61 in 1962-63 (h)
 W 60-58 in 1962-63 (a)
 L 61-67 (ot) in 1962-63 (a)
 L 74-75 (ot) in 1963-64 (h)
 W 62-46 in 1963-64 (h)
 W 64-63 in 1963-64 (a)
 L 59-74 in 1964-65 (h)
 W 87-71 in 1964-65 (a)
 W 73-64 in 1965-66 (h)
 W 82-71 in 1965-66 (a)
 W 67-58 in 1966-67 (a)
 W 81-79 in 1966-67 (h)
 L 64-90 in 1967-68 (a)
 L 60-72 in 1967-68 (a)
 W 66-56 in 1968-69 (a)
 L 66-75 in 1968-69 (h)
 L 69-71 in 1969-70 (h)
 L 71-85 in 1969-70 (a)
 L 51-71 in 1970-71 (h)
 L 74-83 in 1970-71 (a)
 L 63-65 in 1971-72 (a)
 L 65-71 in 1971-72 (h)
 L 67-83 in 1972-73 (h)
 W 50-47 in 1972-73 (a)
 L 57-64 in 1973-74 (a)
 L 59-62 in 1973-74 (h)
 W 67-66 in 1974-75 (h)
 L 77-85 in 1974-75 (a)
 W 86-75 in 1975-76 (a)
 W 96-83 in 1975-76 (h)
 W 68-64 in 1976-77 (h)
 L 84-105 in 1976-77 (a)
 L 74-76 in 1977-78 (a)

L 68-70 in 1977-78 (h)
 L 66-67 in 1978-79 (h)
 L 69-79 in 1978-79 (a)
 L 68-69 in 1979-80 (a)
 W 93-91 (ot) in 1979-80 (h)
 L 64-89 in 1980-81 (a)
 L 67-74 in 1980-81 (h)
 L 74-85 in 1981-82 (h)
 L 59-74 in 1981-82 (a)
 W 92-74 in 1982-83 (h)
 L 76-90 in 1982-83 (a)
 L 49-51 (ot) in 1983-84 (a)
 W 64-56 in 1983-84 (h)
 W 60-54 in 1984-85 (a)
 W 86-65 in 1984-85 (h)
 W 61-59 in 1985-86 (a)
 W 85-64 in 1985-86 (h)
 W 64-58 in 1986-87 (a)
 W 72-57 in 1986-87 (h)
 W 88-62 in 1987-88 (h)
 W 73-65 in 1987-88 (a)
 W 68-52 in 1988-89 (a)
 W 74-65 in 1988-89 (h)
 W 66-61 in 1988-89 (n)
 W 74-61 in 1989-90 (h)
 L 61-72 in 1989-90 (a)
 L 67-85 in 1990-91 (a)
 W 92-76 in 1990-91 (h)
 L 72-82 in 1991-92 (h)
 L 72-73 (ot) in 1991-92 (a)
 L 55-63 in 1992-93 (a)
 W 78-62 in 1992-93 (h)
 W 76-67 in 1993-94 (h)
 W 66-55 in 1993-94 (a)
 W 85-82 in 1994-95 (a)
 W 90-78 in 1994-95 (h)
 L 80-84 in 1995-96 (a)
 W 99-69 in 1995-96 (h)
 W 85-70 in 1996-97 (h)
 L 81-84 in 1996-97 (a)
 W 99-62 in 1997-98 (h)
 W 83-59 in 1997-98 (a)
 W 72-55 in 1998-99 (a)
 L 82-86 (ot) in 1998-99 (h)
 W 67-57 in 1999-00 (a)
 W 111-68 in 1999-00 (h)
 W 77-71 in 2000-01 (h)
 W 70-68 in 2000-01 (a)
 L 82-90 in 2001-02 (a)
 L 58-77 in 2001-02 (h)
 L 78-103 in 2001-02 (n)
 W 80-72 in 2002-03 (h)
 W 73-67 in 2002-03 (a)
 L 74-79 in 2002-03 (n)
 W 77-67 in 2003-04 (h)
 W 76-67 in 2003-04 (a)
 W 78-70 in 2004-05 (a)
 L 71-62 in 2004-05 (h)
 L 71-82 in 2005-06 (a)
 W 58-56 in 2005-06 (h)
 W 65-50 in 2006-07 (h)
 L 65-69 in 2006-07 (a)
 L 79-83 (ot) in 2006-07 (n)
 W 52-46 in 2007-08 (h)
 L 64-77 in 2007-08 (a)

Biggest Win: 43 points (111-68), 1999-00
Biggest Loss: 37 points (56-93), 1952-53
Current Streak: 1, USC

USIU (2-0)

W 82-70 in 1981-82 (h)
 W 89-82 in 1983-84 (h)
Biggest Win: 12 points (82-70), 1981-82
Current Streak: 2, Stanford

Utah (7-14)

L 30-38 in 1932-33 (a)
 W 41-37 in 1932-33 (a)
 L 24-48 in 1933-34 (n)
 L 37-46 in 1934-35 (a)
 W 58-38 in 1934-35 (a)
 W 76-43 in 1935-36 (n)

L 15-53 in 1945-46 (n)
 L 45-53 in 1950-51 (a)
 L 49-65 in 1957-58 (a)
 W 59-56 in 1960-61 (h)
 W 81-50 in 1962-63 (h)
 L 81-87 in 1963-64 (a)
 L 87-100 in 1966-67 (h)
 L 92-101 in 1967-68 (a)
 W 79-70 in 1968-69 (h)
 L 95-96 in 1969-70 (a)
 L 91-99 in 1970-71 (h)
 L 68-80 in 1971-72 (a)
 W 86-71 in 1972-73 (h)
 L 82-91 in 1973-74 (a)
 L 77-82 (ot) in 1996-97 (n)

Biggest Win: 33 points (76-43), 1935-36
Biggest Loss: 38 points (15-53), 1945-46
Current Streak: 2, Utah

Utah State (3-3)

L 35-46 in 1933-34 (h)
 W 73-34 in 1935-36 (n)
 W 64-33 in 1940-41 (h)
 W 93-79 in 1965-66 (n)
 L 74-77 in 1974-75 (h)
 L 84-103 in 1976-77 (a)

Biggest Win: 39 points (73-34), 1935-36
Biggest Loss: 19 points (84-103), 1976-77
Current Streak: 2, Utah State

Valparaiso (3-0)

W 68-51 in 1956-57 (n)
 W 80-66 in 1971-72 (n)
 W 70-65 in 1997-98 (n)
Biggest Win: 17 points (68-51), 1956-57
Current Streak: 3, Stanford

Vanderbilt (2-0)

W 72-64 in 1954-55 (a)
 W 89-68 in 1988-89 (a)
Biggest Win: 19 points (89-68), 1988-89
Current Streak: 2, Stanford

Villanova (0-1)

L 76-96 in 1970-71 (h)
Biggest Loss: 20 points (76-96), 1970-71
Current Streak: 1, Villanova

Virginia (5-1)

W 74-60 in 1991-92 (h)
 L 48-72 in 1992-93 (a)
 W 84-72 in 1993-94 (h)
 W 64-60 in 1994-95 (a)
 W 65-49 in 2005-06 (h)
 W 76-75 in 2006-07 (a)
Biggest Win: 16 points (65-49), 2005-06
Biggest Loss: 24 points (48-72), 1992-93
Current Streak: 4, Stanford

Virginia Tech (0-2)

L 71-77 in 1972-73 (n)
 L 52-59 in 2005-06 (n)
Biggest Loss: 7 points (52-59), 2005-06
Current Streak: 2, Virginia Tech

Washington (69-59)

L 19-35 in 1915-16 (h)
 W 25-14 in 1920-21 (h)
 W 30-22 in 1920-21 (h)
 L 25-28 in 1920-21 (a)
 L 16-17 in 1920-21 (a)
 L 28-32 in 1935-36 (a)
 L 38-49 in 1935-36 (a)
 W 60-39 in 1935-36 (n)
 W 48-38 in 1935-36 (h)
 L 56-62 in 1949-50 (a)
 W 66-51 in 1953-54 (a)
 W 63-61 in 1953-54 (a)
 W 72-55 in 1955-56 (h)
 W 73-68 in 1955-56 (h)
 L 42-57 in 1955-56 (a)
 W 58-46 in 1955-56 (a)
 W 70-63 in 1956-57 (h)

Records vs. Opponents



The Sixth Man Club mobs the court following Stanford's last-second victory over Arizona in 2004.



Nick Robinson celebrates with fans after hitting a 35-foot shot at the buzzer of the Arizona game in 2004.

L 64-68 in 1956-57 (h)	W 65-51 in 1994-95 (a)	L 66-68 in 1971-72 (a)
L 54-60 in 1957-58 (h)	W 74-65 in 1994-95 (h)	L 49-61 in 1972-73 (a)
L 58-69 in 1957-58 (a)	L 71-74 in 1995-96 (a)	W 59-44 in 1972-73 (h)
W 51-49 in 1958-59 (h)	W 71-56 in 1995-96 (h)	W 65-51 in 1973-74 (h)
L 52-75 in 1958-59 (a)	W 78-67 in 1996-97 (h)	W 72-51 in 1973-74 (a)
W 58-55 in 1959-60 (h)	L 61-75 in 1996-97 (a)	W 71-58 in 1974-75 (a)
W 54-42 in 1959-60 (a)	W 74-72 in 1997-98 (a)	W 92-70 in 1974-75 (h)
W 61-58 (ot) in 1960-61 (h)	W 93-70 in 1997-98 (h)	L 60-62 in 1975-76 (h)
L 49-51 in 1960-61 (h)	W 67-60 in 1998-99 (h)	L 79-91 in 1975-76 (a)
L 47-71 in 1960-61 (a)	W 89-57 in 1998-99 (a)	L 68-80 in 1976-77 (a)
W 64-59 in 1961-62 (h)	W 92-62 in 1999-00 (h)	L 52-69 in 1976-77 (h)
L 61-73 in 1961-62 (a)	W 77-52 in 1999-00 (a)	L 59-62 in 1977-78 (h)
L 49-65 in 1961-62 (a)	W 94-63 in 2000-01 (a)	L 64-67 in 1977-78 (a)
W 63-62 (2ot) in 1962-63 (h)	W 99-79 in 2000-01 (h)	L 52-72 in 1978-79 (h)
W 57-48 in 1962-63 (h)	W 105-60 in 2001-02 (h)	L 47-69 in 1978-79 (a)
W 58-49 in 1962-63 (h)	W 91-65 in 2001-02 (a)	L 74-102 in 1979-80 (a)
L 48-49 in 1962-63 (a)	L 68-73 in 2002-03 (a)	L 75-93 in 1979-80 (h)
W 75-62 in 1963-64 (h)	W 78-69 in 2002-03 (h)	W 62-60 in 1980-81 (h)
W 64-46 in 1963-64 (h)	W 85-72 in 2003-04 (h)	L 58-59 in 1980-81 (a)
L 67-69 in 1963-64 (a)	L 62-75 in 2003-04 (a)	L 58-63 in 1981-82 (a)
W 80-68 in 1964-65 (h)	W 77-66 in 2003-04 (n)	L 54-62 in 1981-82 (h)
W 65-56 in 1964-65 (a)	L 73-76 in 2004-05 (a)	L 63-67 in 1982-83 (a)
W 83-78 (ot) in 1965-66 (a)	W 77-67 in 2004-05 (h)	L 69-79 in 1982-83 (h)
W 75-73 in 1965-66 (h)	L 63-66 in 2004-05 (n)	W 68-65 in 1983-84 (h)
L 73-79 in 1966-67 (a)	W 76-67 in 2005-06 (h)	L 61-65 in 1983-84 (a)
L 82-85 in 1966-67 (h)	L 57-75 in 2005-06 (a)	L 59-71 in 1984-85 (a)
W 97-75 in 1967-68 (h)	W 78-77 in 2006-07 (h)	L 68-78 in 1984-85 (h)
L 80-91 in 1967-68 (a)	L 52-64 in 2006-07 (a)	W 84-67 in 1985-86 (h)
L 59-76 in 1968-69 (h)	W 65-51 in 2007-08 (a)	L 66-69 in 1985-86 (a)
L 45-68 in 1968-69 (a)	W 82-79 in 2007-08 (h)	W 93-76 in 1986-87 (h)
L 76-80 in 1969-70 (a)	Biggest Win: 45 points (105-60), 2001-02	L 64-74 in 1986-87 (a)
L 71-78 in 1969-70 (h)	Biggest Loss: 31 points (59-80), 1975-76	L 68-70 (ot) in 1987-88 (h)
L 80-81 in 1970-71 (h)	Current Streak: 2, Stanford	W 51-50 in 1987-88 (a)
L 69-72 in 1970-71 (a)	Washington State (66-55)	W 85-43 in 1988-89 (a)
W 85-80 in 1971-72 (h)	L 18-36 in 1916-17 (h)	W 65-53 in 1988-89 (h)
L 78-90 in 1971-72 (a)	L 15-23 in 1916-17 (h)	W 69-49 in 1989-90 (a)
W 76-55 in 1972-73 (a)	W 30-29 in 1919-20 (h)	W 68-54 in 1989-90 (h)
W 76-66 in 1972-73 (h)	L 24-25 in 1919-20 (h)	W 94-63 in 1990-91 (h)
W 88-68 in 1973-74 (h)	W 42-37 in 1920-21 (a)	L 68-74 in 1990-91 (a)
L 70-84 in 1973-74 (a)	W 36-20 in 1920-21 (a)	L 59-67 in 1991-92 (a)
L 68-69 in 1974-75 (a)	L 16-21 in 1921-22 (h)	W 85-70 in 1991-92 (h)
L 68-69 in 1974-75 (h)	L 13-15 in 1921-22 (h)	L 59-64 in 1992-93 (h)
L 81-87 in 1975-76 (h)	W 31-28 in 1936-37 (a)	L 54-87 in 1992-93 (a)
L 59-80 in 1975-76 (a)	W 41-40 in 1936-37 (a)	W 75-64 in 1993-94 (h)
L 77-98 in 1976-77 (a)	L 43-46 in 1940-41 (a)	L 71-77 in 1993-94 (a)
W 74-69 in 1976-77 (h)	L 40-44 in 1940-41 (a)	L 63-77 in 1994-95 (a)
W 72-68 in 1977-78 (h)	W 81-76 in 1955-56 (a)	W 79-72 in 1994-95 (h)
W 81-74 in 1977-78 (a)	L 67-69 in 1955-56 (a)	W 78-67 in 1995-96 (a)
W 80-69 in 1978-79 (h)	W 60-51 in 1956-57 (h)	L 59-68 in 1995-96 (h)
L 63-84 in 1978-79 (a)	W 80-62 in 1956-57 (h)	W 81-61 in 1996-97 (h)
L 59-81 in 1979-80 (a)	L 51-64 in 1957-58 (a)	W 76-63 in 1996-97 (a)
W 79-78 (ot) in 1979-80 (h)	W 58-53 in 1957-58 (h)	W 82-72 in 1997-98 (a)
L 57-65 in 1980-81 (h)	W 59-40 in 1958-59 (a)	W 72-56 in 1997-98 (h)
L 71-89 in 1980-81 (a)	W 59-58 in 1958-59 (h)	W 94-45 in 1998-99 (h)
L 70-75 in 1981-82 (a)	W 57-44 in 1959-60 (h)	W 64-58 in 1998-99 (a)
L 52-53 in 1981-82 (h)	W 67-58 (ot) in 1959-60 (a)	W 63-38 in 1999-00 (h)
L 65-84 in 1982-83 (a)	L 50-51 in 1960-61 (h)	W 89-52 in 1999-00 (a)
W 77-63 in 1982-83 (h)	L 63-83 in 1960-61 (a)	W 72-61 in 2000-01 (a)
W 78-74 in 1983-84 (h)	W 67-51 in 1961-62 (h)	W 75-64 in 2000-01 (h)
L 63-68 in 1983-84 (a)	W 80-69 in 1963-64 (a)	W 83-50 in 2001-02 (h)
L 69-78 in 1984-85 (a)	W 84-48 in 1963-64 (a)	W 76-63 in 2001-02 (a)
L 47-67 in 1984-85 (h)	W 81-55 in 1963-64 (h)	W 73-68 (ot) in 2002-03 (a)
L 69-70 in 1985-86 (h)	W 73-46 in 1964-65 (h)	W 72-54 in 2002-03 (h)
L 87-96 in 1985-86 (a)	L 58-59 in 1964-65 (a)	W 73-51 in 2003-04 (h)
W 82-77 in 1986-87 (h)	W 88-77 in 1965-66 (n)	W 63-61 in 2003-04 (a)
L 65-70 in 1986-87 (a)	L 58-61 in 1965-66 (a)	W 68-47 in 2003-04 (n)
L 71-86 in 1986-87 (n)	W 80-61 in 1965-66 (h)	L 51-60 in 2004-05 (a)
W 86-70 in 1987-88 (h)	L 58-82 in 1966-67 (a)	L 48-59 in 2004-05 (h)
L 82-84 (2ot) in 1987-88 (a)	W 71-70 (ot) in 1966-67 (h)	W 60-58 in 2004-05 (n)
W 71-69 in 1988-89 (a)	L 71-87 in 1967-68 (h)	W 69-59 in 2005-06 (h)
W 82-74 (ot) in 1988-89 (h)	L 75-87 in 1967-68 (a)	W 39-37 in 2005-06 (a)
L 59-71 in 1989-90 (a)	L 66-71 in 1968-69 (h)	W 71-68 (ot) in 2006-07 (h)
W 59-48 in 1989-90 (h)	L 68-69 in 1968-69 (a)	L 45-58 in 2006-07 (a)
W 87-55 in 1990-91 (h)	L 62-72 in 1969-70 (a)	W 67-65 (ot) in 2007-08 (a)
W 60-59 in 1990-91 (a)	L 62-85 in 1969-70 (h)	W 60-53 in 2007-08 (h)
W 64-58 in 1991-92 (a)	L 55-65 in 1970-71 (n)	W 75-68 in 2007-08 (n)
W 78-66 in 1991-92 (h)	W 77-70 in 1970-71 (h)	W 75-58 in 2007-08 (h)
L 67-68 in 1992-93 (h)	L 79-89 in 1970-71 (a)	Biggest Win: 49 points (94-45), 1998-99
L 51-56 in 1992-93 (a)	W 76-54 in 1971-72 (h)	Biggest Loss: 33 points (54-87), 1992-93
W 67-65 in 1993-94 (h)		Current Streak: 3, Stanford
W 76-61 in 1993-94 (a)		

Records vs. Opponents

Wake Forest (1-0)

W 72-66 in 1996-97 (n)
Biggest Win: 6 points (72-66), 1996-97
Current Streak: 1, Stanford

West Virginia (0-1)

L 47-66 in 1959-60 (n)
Biggest Loss: 19 points (47-66), 1959-60
Current Streak: 1, West Virginia

Western Kentucky (1-1)

L 66-76 in 1956-57 (n)
 W 84-68 in 2001-02 (n)
Biggest Win: 16 points (84-68), 2001-02
Biggest Loss: 10 points (66-76), 1956-57
Current Streak: 1, Stanford

Western Michigan (2-0)

W 80-62 in 1983-84 (h)
 W 83-65 in 1997-98 (n)
Biggest Win: 18 points, twice
Current Streak: 2, Stanford

Western Washington (1-0)

W 83-61 in 1986-87 (h)
Biggest Win: 22 points (83-61), 1986-87
Current Streak: 1, Stanford

Whittier (1-1)

L 21-37 in 1913-14 (a)
 W 46-12 in 1914-15 (h)
Biggest Win: 34 points (46-12), 1914-15
Biggest Loss: 16 points (21-37), 1913-14
Current Streak: 1, Stanford

William & Mary (1-0)

W 87-64 in 1987-88 (h)
Biggest Win: 23 points (87-64), 1987-88
Current Streak: 1, Stanford

Wisconsin (6-3)

W 39-26 in 1939-40 (a)
 W 65-53 in 1955-56 (h)
 L 60-61 in 1959-60 (a)
 W 86-67 in 1974-75 (a)
 L 64-70 in 1975-76 (n)
 W 70-66 in 1976-77 (h)
 W 80-72 in 1990-91 (a)
 L 73-80 in 1993-94 (a)
 W 95-78 in 1994-95 (h)
Biggest Win: 19 points (86-67), 1974-75
Biggest Loss: 7 points (73-80), 1993-94
Current Streak: 1, Stanford

Wisconsin Superior (1-0)

W 77-69 in 1980-81 (h)
Biggest Win: 8 points (77-69), 1980-81
Current Streak: 1, Stanford

Wyoming (3-4)


L 24-41 in 1932-33 (a)
 W 81-62 in 1962-63 (h)
 W 88-75 in 1964-65 (h)
 L 73-87 in 1968-69 (a)
 L 74-84 in 1969-70 (h)
 W 54-52 in 1979-80 (h)
 L 51-73 in 1980-81 (a)
Biggest Win: 19 points (81-62), 1962-63
Biggest Loss: 22 points (51-73), 1980-81
Current Streak: 1, Wyoming

Xavier (1-0)

W 63-62 in 2002-03 (h)
Biggest Win: 1 point (63-62), 2002-03
Current Streak: 1, Stanford

Yale (5-0)

W 78-62 in 1948-49 (n, at SF)
 W 129-108 in 1985-86 (h)
 W 69-51 in 1990-91 (h)
 W 79-56 in 2002-03 (h)
 W 72-61 in 2007-08 (h)
Biggest Win: 23 points (79-56), 2002-03
Current Streak: 5, Stanford



The Cardinal's defensive leader, Fred Washington averaged 4.4 points and 4.1 rebounds last year and was often assigned with the task of guarding the opposing team's best player.

Stanford's Oldest Rivals

Opponent	Series Started	Games
1. California	1913-14	248
2. USC	1916-17	233
3. UCLA	1924-25	219
4. Oregon	1921-22	128
Washington	1936-37	128
6. Oregon State	1915-16	126
7. Washington State	1916-17	121
8. Arizona	1937-38	76
9. Santa Clara	1914-15	75
10. San Francisco	1913-14	65
11. Arizona State	1957-58	64
12. Saint Mary's	1913-14	55
13. San Jose State	1924-25	50
14. Pacific	1913-14	34
15. Nevada	1913-14	29



Playing in his first season on The Farm, Drew Shiller appeared in 28 games off the bench and connected on 20-43 attempts from three-point territory as one of the club's top long-distance threats.

Records vs. Conference

(using current conference alignments)

ACC (11-19)

Team	Overall	Streak	NCAA	NIT
Boston College	0-1	Lost 1	0-0	0-0
Clemson	0-0	—	0-0	0-0
Duke	2-0	Won 2	0-0	0-0
Florida State	0-0	—	0-0	0-0
Georgia Tech	2-1	Won 2	0-0	0-0
Maryland	0-3	Lost 3	0-1	0-0
Miami	1-1	Won 1	0-0	0-0
North Carolina	0-10	Lost 10	0-1	0-0
North Carolina State	0-0	—	0-0	0-0
Virginia	5-1	Won 4	0-0	0-1
Virginia Tech	0-2	Lost 2	0-0	0-0
Wake Forest	1-0	Won 1	1-0	0-0
Totals	11-19	—	1-2	0-1

America East (2-0)

Team	Overall	Streak	NCAA	NIT
Albany	0-0	—	0-0	0-0
Binghamton	0-0	—	0-0	0-0
Boston University	1-0	Won 1	0-0	0-0
Hartford	0-0	—	0-0	0-0
Maine	0-0	—	0-0	0-0
Md. - Baltimore Cty.	0-0	—	0-0	0-0
New Hampshire	1-0	Won 1	0-0	0-0
Stony Brook	0-0	—	0-0	0-0
Vermont	0-0	—	0-0	0-0
Totals	2-0	—	0-0	0-0

Atlantic Sun (2-1)

Team	Overall	Streak	NCAA	NIT
Belmont	1-0	Won 1	0-0	0-0
Campbell	0-0	—	0-0	0-0
East Tennessee State	0-0	—	0-0	0-0
Gardner-Webb	0-0	—	0-0	0-0
Jacksonville	0-0	—	0-0	0-0
Kennesaw State	0-0	—	0-0	0-0
Lipscomb	0-0	—	0-0	0-0
Mercer	0-1	Lost 1	0-0	0-0
North Florida	0-0	—	0-0	0-0
Stetson	1-0	Won 1	0-0	0-0
Totals	2-1	—	0-0	0-0

Atlantic-10 (22-10)

Team	Overall	Streak	NCAA	NIT
Charlotte	1-0	Won 1	1-0	0-0
Dayton	0-0	—	0-0	0-0
Duquesne	1-0	Won 1	0-0	0-0
Fordham	3-1	Won 1	0-0	0-0
George Washington	2-1	Won 1	0-0	0-0
LaSalle	1-2	Won 1	0-0	0-0
Massachusetts	2-2	Lost 2	0-2	1-0
Rhode Island	3-0	Won 3	1-0	0-0
Richmond	0-2	Lost 2	0-0	0-0
Saint Louis	2-0	Won 2	0-0	0-0
St. Bonaventure	0-0	—	0-0	0-0
St. Joseph's	1-0	Won 1	1-0	0-0
Temple	5-2	Won 2	0-0	0-0
Xavier	1-0	Won 1	0-0	0-0
Totals	22-10	—	3-2	1-0

Big East (11-26)

Team	Overall	Streak	NCAA	NIT
Cincinnati	1-2	Won 1	1-0	0-0
Connecticut	0-4	Lost 4	0-1	0-0
DePaul	1-1	Lost 1	0-0	0-0
Georgetown	0-1	Lost 1	0-0	0-0
Louisville	0-2	Lost 2	0-1	0-0
Marquette	1-4	Won 1	1-0	0-0
Notre Dame	0-3	Lost 3	0-0	0-0
Pittsburgh	1-1	Won 1	0-0	0-0
Providence	1-1	Lost 1	0-0	0-0
Rutgers	1-1	Lost 1	0-0	0-0
St. John's	1-1	Won 1	0-0	0-0
Seton Hall	4-3	Won 2	0-0	0-0
South Florida	0-0	—	0-0	0-0
Syracuse	0-0	—	0-0	0-0
Villanova	0-1	Lost 1	0-0	0-0
West Virginia	0-1	Lost 1	0-0	0-0
Totals	11-26	—	2-2	0-0

Big Sky (10-2)

Team	Overall	Streak	NCAA	NIT
Eastern Washington	0-0	—	0-0	0-0
Idaho State	0-0	—	0-0	0-0
Montana	3-2	Lost 1	0-0	0-0
Montana State	2-0	Won 2	0-0	0-0
Northern Arizona	0-0	—	0-0	0-0
Northern Colorado	0-0	—	0-0	0-0
Portland State	1-0	Won 1	0-0	0-0
Sacramento State	4-0	Won 4	0-0	0-0
Weber State	0-0	—	0-0	0-0
Totals	10-2	—	0-0	0-0

Big South (0-0)

Team	Overall	Streak	NCAA	NIT
Charleston Southern	0-0	0-0	0-0	0-0
Coastal Carolina	0-0	0-0	0-0	0-0
High Point	0-0	0-0	0-0	0-0
Liberty	0-0	0-0	0-0	0-0
UNC Asheville	0-0	0-0	0-0	0-0
Radford	0-0	0-0	0-0	0-0
VMI	0-0	0-0	0-0	0-0
Winthrop	0-0	0-0	0-0	0-0
Totals	0-0	0-0	0-0	0-0

Big Ten (24-26)

Team	Overall	Streak	NCAA	NIT
Illinois	2-4	Won 2	0-0	0-0
Indiana	0-4	Lost 4	0-0	0-0
Iowa	3-5	Won 1	0-0	0-0
Michigan	3-1	Won 3	0-0	0-0
Michigan State	2-4	Lost 1	0-0	0-0
Minnesota	0-4	Lost 4	0-0	0-0
Northwestern	3-1	Won 3	0-0	0-0
Ohio State	3-0	Won 3	0-0	0-0
Penn State	0-0	—	0-0	0-0
Purdue	2-0	Won 2	1-0	0-0
Wisconsin	6-3	Won 1	0-0	1-0
Totals	24-26	—	1-0	1-0

Big 12 (23-18)

Team	Overall	Streak	NCAA	NIT
Baylor	2-0	Won 2	0-0	0-0
Colorado	6-3	Won 2	1-0	1-0
Iowa State	1-0	Won 1	0-0	0-0
Kansas	2-8	Won 1	0-1	0-0
Kansas State	0-1	Lost 1	0-0	0-0
Missouri	0-0	—	0-0	0-0
Nebraska	6-3	Lost 1	0-0	0-0
Oklahoma	2-1	Won 2	1-0	1-0
Oklahoma State	0-0	—	0-0	0-0
Texas	1-2	Lost 2	0-1	0-0
Texas A&M	1-0	Won 1	0-0	0-0
Texas Tech	2-0	Won 2	0-0	0-0
Totals	23-18	—	2-2	2-0

Big West (69-9)

Team	Overall	Streak	NCAA	NIT
Cal State Fullerton	0-0	—	0-0	0-0
Cal State Northridge	3-0	Won 3	0-0	0-0
Cal Poly	4-1	Won 4	0-0	0-0
Long Beach State	3-0	Won 3	0-0	1-0
Pacific	31-3	Won 16	0-0	0-0
UC Davis	13-1	Won 1	0-0	0-0
UC Irvine	5-1	Lost 1	0-0	0-0
UC Riverside	4-0	Won 4	0-0	0-0
UC Santa Barbara	6-3	Won 4	0-0	0-0
Totals	69-9	—	0-0	1-0

CAA (2-0)

Team	Overall	Streak	NCAA	NIT
Delaware	0-0	—	0-0	0-0
Drexel	0-0	—	0-0	0-0
George Mason	0-0	—	0-0	0-0
Georgia State	0-0	—	0-0	0-0
Hofstra	0-0	—	0-0	0-0
James Madison	0-0	—	0-0	0-0
Northeastern	0-0	—	0-0	0-0
Old Dominion	1-0	Won 1	0-0	0-0
Towson	0-0	—	0-0	0-0
UNC Wilmington	0-0	—	0-0	0-0
VCU	0-0	—	0-0	0-0
William & Mary	1-0	Won 1	0-0	0-0
Totals	2-0	—	0-0	0-0

Records vs. Conference

Conference USA (15-4)

Team	Overall	Streak	NCAA	NIT
Central Florida	1-0	Won 1	0-0	0-0
East Carolina	0-0	—	0-0	0-0
Houston	1-2	Won 1	0-0	1-0
Marshall	0-0	—	0-0	0-0
Memphis	1-0	Won 1	0-0	0-0
Rice	8-0	Won 8	1-0	1-0
SMU	2-0	Won 2	0-0	0-0
Southern Mississippi	0-0	—	0-0	0-0
Tulane	1-2	Won 1	0-0	0-0
Tulsa	0-0	—	0-0	0-0
UAB	1-0	Won 1	0-0	0-0
UTEP	0-0	—	0-0	0-0
Totals	15-4	—	1-0	2-0

Horizon (4-0)

Team	Overall	Streak	NCAA	NIT
Butler	1-0	Won 1	0-0	0-0
Cleveland State	0-0	—	0-0	0-0
Detroit	0-0	—	0-0	0-0
Illinois-Chicago	0-0	—	0-0	0-0
Loyola	0-0	—	0-0	0-0
Valparaiso	3-0	Won 3	0-0	0-0
Wisc. - Green Bay	0-0	—	0-0	0-0
Wisc. - Milwaukee	0-0	—	0-0	0-0
Wright State	0-0	—	0-0	0-0
Youngstown State	0-0	—	0-0	0-0
Totals	4-0	—	0-0	0-0

Ivy League (28-8)

Team	Overall	Streak	NCAA	NIT
Brown	2-0	Won 2	0-0	0-0
Columbia	3-1	Won 2	0-0	0-0
Cornell	3-1	Won 3	1-0	0-0
Dartmouth	5-1	Won 5	1-0	1-0
Harvard	9-0	Won 9	0-0	0-0
Penn	0-2	Lost 2	0-0	0-0
Princeton	1-3	Won 1	0-0	0-0
Yale	5-0	Won 5	0-0	0-0
Totals	28-8	—	2-0	1-0

MAC (3-2)

Team	Overall	Streak	NCAA	NIT
Akron	0-0	—	0-0	0-0
Ball State	0-0	—	0-0	0-0
Bowling Green	1-0	Won 1	0-0	0-0
Buffalo	0-0	—	0-0	0-0
Central Michigan	0-0	—	0-0	0-0
Eastern Michigan	0-0	—	0-0	0-0
Kent State	0-0	—	0-0	0-0
Miami (Ohio)	0-1	Lost 1	0-0	0-0
Northern Illinois	0-0	—	0-0	0-0
Ohio	0-1	Lost 1	0-0	0-0
Toledo	0-0	—	0-0	0-0
Western Michigan	2-0	Won 2	1-0	0-0
Totals	3-2	—	1-0	0-0



MAAC (8-2)

Team	Overall	Streak	NCAA	NIT
Canisius	1-0	Won 1	0-0	0-0
Fairfield	0-0	—	0-0	0-0
Iona	0-0	—	0-0	0-0
Loyola (Md.)	1-0	Won 1	0-0	0-0
Manhattan	2-0	Won 2	0-0	0-0
Marist	0-0	—	0-0	0-0
Niagara	0-0	—	0-0	0-0
Rider	1-0	Won 1	0-0	0-0
St. Peter's	1-0	Won 1	0-0	0-0
Siena	2-2	Lost 1	0-1	0-0
Totals	8-2	—	0-1	0-0

MEAC (2-0)

Team	Overall	Streak	NCAA	NIT
Bethune-Cookman	0-0	—	0-0	0-0
Coppin State	0-0	—	0-0	0-0
Delaware State	0-0	—	0-0	0-0
Florida A & M	0-0	—	0-0	0-0
Hampton	0-0	—	0-0	0-0
Howard	1-0	Won 1	0-0	0-0
Md. - Eastern Shore	0-0	—	0-0	0-0
Morgan State	0-0	—	0-0	0-0
Norfolk State	0-0	—	0-0	0-0
North Carolina A&T	0-0	—	0-0	0-0
South Carolina State	1-0	Won 1	0-0	0-0
Totals	2-0	—	0-0	0-0

Missouri Valley (5-4)

Team	Overall	Streak	NCAA	NIT
Bradley	2-3	Won 2	1-0	0-0
Creighton	1-1	Lost 1	0-0	0-0
Drake	0-0	—	0-0	0-0
Evansville	0-0	—	0-0	0-0
Illinois State	0-0	—	0-0	0-0
Indiana State	0-0	—	0-0	0-0
Missouri State	1-0	Lost 1	0-0	0-1
Northern Iowa	0-0	—	0-0	0-0
Southern Illinois	1-0	—	0-0	1-0
Wichita State	0-0	—	0-0	0-0
Totals	5-4	—	1-0	1-1

Mountain West (30-32)

Team	Overall	Streak	NCAA	NIT
Air Force	5-6	Lost 1	0-0	0-0
BYU	2-4	Won 1	0-0	0-0
Colorado State	5-2	Won 5	0-0	0-0
New Mexico	2-1	Won 2	0-0	0-0
San Diego State	4-0	Won 4	0-0	0-0
TCU	0-0	—	0-0	0-0
UNLV	2-1	Won 2	0-0	0-0
Utah	7-14	Lost 2	0-1	0-0
Wyoming	3-4	Lost 1	0-0	0-0
Totals	30-32	—	0-1	0-0

Northeast (3-0)

Team	Overall	Streak	NCAA	NIT
Central Conn. St.	0-0	—	0-0	0-0
Fairleigh Dickinson	0-0	—	0-0	0-0
Long Island	2-0	Won 2	0-0	0-0
Monmouth	0-0	—	0-0	0-0
Mt. St. Mary's	0-0	—	0-0	0-0
Quinnipiac	0-0	—	0-0	0-0
Robert Morris	0-0	—	0-0	0-0
Sacred Heart	1-0	Won 1	0-0	0-0
St. Francis (N.Y.)	0-0	—	0-0	0-0
St. Francis (Pa.)	0-0	—	0-0	0-0
Wagner	0-0	—	0-0	0-0
Totals	3-0	—	0-0	0-0

Records vs. Conference

Ohio Valley (0-0)

Team	Overall	Streak	NCAA	NIT
Austin Peay	0-0	—	0-0	0-0
Eastern Illinois	0-0	—	0-0	0-0
Eastern Kentucky	0-0	—	0-0	0-0
Jacksonville State	0-0	—	0-0	0-0
Morehead State	0-0	—	0-0	0-0
Murray State	0-0	—	0-0	0-0
Samford	0-0	—	0-0	0-0
Southeast Miss. St.	0-0	—	0-0	0-0
Tennessee-Martin	0-0	—	0-0	0-0
Tennessee State	0-0	—	0-0	0-0
Tennessee Tech	0-0	—	0-0	0-0
Totals	0-0	—	0-0	0-0

Pac-10 (659-684)

Team	Overall	Streak	NCAA	NIT
Arizona	28-48	Won 3	0-0	0-0
Arizona State	37-27	Lost 1	0-0	0-0
California	111-137	Won 3	0-0	0-0
Oregon	85-43	Won 1	0-0	0-0
Oregon State	58-68	Won 6	0-0	0-0
UCLA	89-130	Lost 4	0-0	0-0
USC	116-117	Lost 1	0-0	0-0
Washington	69-59	Won 2	0-0	0-0
Washington State	66-55	Won 3	0-0	0-0
Totals	659-684	—	0-0	0-0

Patriot League (12-0)

Team	Overall	Streak	NCAA	NIT
American	3-0	Won 3	0-0	0-0
Army	1-0	Won 1	0-0	0-0
Bucknell	0-0	—	0-0	0-0
Colgate	2-0	Won 2	0-0	0-0
Holy Cross	0-0	—	0-0	0-0
Lafayette	1-0	Won 1	0-0	0-0
Lehigh	2-0	Won 2	0-0	0-0
Navy	3-0	Won 3	0-0	0-0
Totals	12-0	—	0-0	0-0

SEC (14-9)

Team	Overall	Streak	NCAA	NIT
Alabama	0-2	Lost 2	0-2	0-0
Arkansas	1-0	Won 1	0-0	0-0
Auburn	1-0	Won 1	0-0	0-0
Florida	4-0	Won 4	0-0	0-0
Georgia	2-0	Won 2	0-0	0-0
Kentucky	0-2	Lost 2	0-1	0-0
LSU	2-2	Lost 2	0-0	0-0
Mississippi	0-0	—	0-0	0-0
Mississippi State	1-1	Lost 1	0-1	0-0
South Carolina	1-0	Won 1	0-0	0-0
Tennessee	0-2	Lost 2	0-0	0-0
Vanderbilt	2-0	Won 2	0-0	0-0
Totals	14-9	—	0-4	0-0

Southern (7-1)

Team	Overall	Streak	NCAA	NIT
Appalachian State	0-0	—	0-0	0-0
Chattanooga	0-0	—	0-0	0-0
College of Charleston	1-1	Won 1	1-0	0-0
Davidson	1-0	Won 1	0-0	0-0
Elon	1-0	Won 1	0-0	0-0
Furman	2-0	Won 2	0-0	0-0
Georgia Southern	0-0	—	0-0	0-0
The Citadel	0-0	—	0-0	0-0
UNC Greensboro	2-0	Won 2	1-0	0-0
Western Carolina	0-0	—	0-0	0-0
Wofford	0-0	—	0-0	0-0
Totals	7-1	—	2-0	0-0

Southland (3-0)

Team	Overall	Streak	NCAA	NIT
Central Arkansas	0-0	—	0-0	0-0
Lamar	0-0	—	0-0	0-0
McNeese State	1-0	Won 1	0-0	0-0
Nicholls State	0-0	—	0-0	0-0
Northwestern State	1-0	Won 1	0-0	0-0
Sam Houston State	0-0	—	0-0	0-0
Southeast Louisiana	0-0	—	0-0	0-0
Stephen F. Austin	0-0	—	0-0	0-0
Texas State	0-0	—	0-0	0-0
Texas-Arlington	0-0	—	0-0	0-0
Texas-San Antonio	1-0	Won 1	1-0	0-0
Texas A&M-CC	0-0	—	0-0	0-0
Totals	3-0	—	1-0	0-0

SWAC (1-0)

Team	Overall	Streak	NCAA	NIT
Alabama A & M	0-0	—	0-0	0-0
Alabama State	0-0	—	0-0	0-0
Alcorn State	1-0	Won 1	1-0	0-0
Arkansas-Pine Bluff	0-0	—	0-0	0-0
Grambling State	0-0	—	0-0	0-0
Jackson State	0-0	—	0-0	0-0
Miss. Valley State	0-0	—	0-0	0-0
Prairie View A & M	0-0	—	0-0	0-0
Southern	0-0	—	0-0	0-0
Texas Southern	0-0	—	0-0	0-0
Totals	1-0	—	1-0	0-0

Summit (5-0)

Team	Overall	Streak	NCAA	NIT
Centenary	1-0	Won 1	0-0	0-0
IPFW	0-0	—	0-0	0-0
IUPUI	0-0	—	0-0	0-0
Missouri-Kansas City	1-0	Won 1	0-0	0-0
North Dakota State	0-0	—	0-0	0-0
Oakland	0-0	—	0-0	0-0
Oral Roberts	0-0	—	0-0	0-0
South Dakota State	0-0	—	0-0	0-0
Southern Utah	3-0	Won 3	0-0	0-0
Western Illinois	0-0	—	0-0	0-0
Totals	5-0	—	0-0	0-0

Sun Belt (9-3)

Team	Overall	Streak	NCAA	NIT
Arkansas-Little Rock	0-0	—	0-0	0-0
Arkansas State	0-0	—	0-0	0-1
Denver	7-2	Won 4	0-0	0-0
Florida Atlantic	0-0	—	0-0	0-0
Florida International	1-0	Won 1	0-0	0-0
Louisiana-Lafayette	0-0	—	0-0	0-0
Louisiana-Monroe	0-0	—	0-0	0-0
Middle Tenn. State	0-0	—	0-0	0-0
New Orleans	0-0	—	0-0	0-0
North Texas	0-0	—	0-0	0-0
South Alabama	0-0	—	0-0	0-0
Troy	0-0	—	0-0	0-0
Western Kentucky	1-1	Won 1	1-0	0-0
Totals	9-3	—	1-0	0-1

WCC (144-69)

Team	Overall	Streak	NCAA	NIT
Gonzaga	2-4	Lost 2	0-1	0-1
Loyola Marymount	5-0	Won 5	0-0	0-0
Pepperdine	0-0	—	0-0	0-0
Portland	1-2	Lost 2	0-0	0-0
Saint Mary's	40-15	Won 3	0-0	0-0
San Diego	3-1	Won 3	1-0	0-0
San Francisco	44-21	Won 2	0-0	0-0
Santa Clara	49-26	Won 1	0-0	0-0
Totals	144-69	—	1-1	0-1

WAC (84-31)

Team	Overall	Streak	NCAA	NIT
Boise State	0-0	—	0-0	0-0
Fresno State	8-1	Won 8	0-0	0-0
Hawai'i	8-3	Won 1	0-0	0-1
Idaho	6-3	Won 1	0-0	0-0
Louisiana Tech	1-0	Won 1	0-0	0-0
Nevada	20-9	Won 5	0-0	0-0
New Mexico State	0-0	—	0-0	0-0
San Jose State	38-12	Won 3	0-0	0-0
Utah State	3-3	Lost 2	0-0	0-0
Totals	84-31	—	0-0	0-1

Won-Loss History

Year	Overall	Home	Away	Neutral	SU Pts	Opp Pts	Head Coach
1913-14	7-5	4-3	3-2	0-0	231	243	H.W. Maloney
1914-15	4-5	4-5	0-0	0-0	297	295	H.W. Maloney
1915-16	2-9	1-6	0-2	1-1	275	362	E.C. "Squire" Behrens
1916-17	8-8	3-5	4-3	1-0	488	426	Russell Wilson
1917-18	11-4	10-1	0-3	1-0	470	360	Russell Wilson
1918-19	9-3	6-1	2-2	1-0	470	257	M.C. Bob Evans
1919-20	12-3	6-3	5-0	1-0	427	316	M.C. Bob Evans
1920-21	15-3	11-0	3-3	1-0	575	398	Walter Powell
1921-22	8-7	6-4	2-2	0-1	318	328	C.E. Van Gent
1922-23	12-4	10-2	2-2	0-0	343	281	Andy Kerr
1923-24	10-5	9-3	1-2	0-0	383	270	Andy Kerr
1924-25	10-3	10-1	0-2	0-0	260	197	Andy Kerr
1925-26	10-6	7-5	2-1	1-0	370	297	Andy Kerr
1926-27	9-9	7-4	2-5	0-0	472	416	E.P. (Husky) Hunt
1927-28	8-13	4-6	4-4	0-3	513	543	E.P. (Husky) Hunt
1928-29	13-6	8-3	4-1	1-2	534	492	E.P. (Husky) Hunt
1929-30	10-9	7-5	3-2	0-2	592	575	E.P. (Husky) Hunt
1930-31	8-9	7-5	0-3	1-1	508	500	John W. Bunn
1931-32	6-14	5-9	0-4	1-1	482	582	John W. Bunn
1932-33	9-18	4-6	5-12	0-0	756	876	John W. Bunn
1933-34	8-12	4-7	4-4	0-1	579	671	John W. Bunn
1934-35	10-17	6-2	4-15	0-0	893	970	John W. Bunn
1935-36	21-8	11-2	3-4	7-2	1,287	1,070	John W. Bunn
1936-37	25-2	10-1	12-1	3-0	1,328	914	John W. Bunn
1937-38	21-3	10-1	9-1	2-1	1,261	958	John W. Bunn
1938-39	16-9	14-7	2-2	0-0	1,018	937	Everett S. Dean
1939-40	14-9	8-2	5-5	1-2	1,036	871	Everett S. Dean
1940-41	21-5	13-0	4-4	4-1	1,207	1,027	Everett S. Dean
1941-42	28-4	13-3	8-0	7-1	1,299	1,044	Everett S. Dean
1942-43	10-11	8-5	1-4	1-2	934	929	Everett S. Dean
1943-44	no team - WWII						
1944-45	no team - WWII						
1945-46	6-18	6-9	0-8	0-1	804	1,061	Everett S. Dean
1946-47	15-16	12-4	3-12	0-0	1,523	1,508	Everett S. Dean
1947-48	15-11	8-5	2-5	5-1	1,252	1,178	Everett S. Dean
1948-49	19-9	10-3	2-4	7-2	1,562	1,456	Everett S. Dean
1949-50	11-14	5-7	3-6	3-1	1,428	1,447	Everett S. Dean
1950-51	12-14	7-3	3-9	2-2	1,608	1,663	Everett S. Dean
1951-52	19-9	14-3	1-5	4-1	2,015	1,929	Robert W. Burnett
1952-53	6-17	5-8	1-9	0-0	1,496	1,691	Robert W. Burnett
1953-54	13-10	9-4	4-5	0-1	1,616	1,567	Robert W. Burnett
1954-55	16-8	8-1	7-7	1-0	1,675	1,625	Howard Dallmar
1955-56	18-6	12-2	5-4	1-0	1,577	1,472	Howard Dallmar
1956-57	11-15	6-6	4-7	1-2	1,642	1,666	Howard Dallmar
1957-58	12-13	8-4	4-8	0-1	1,489	1,512	Howard Dallmar
1958-59	15-9	11-0	3-8	1-1	1,450	1,415	Howard Dallmar
1959-60	11-14	6-6	4-6	1-2	1,395	1,376	Howard Dallmar
1960-61	7-17	4-8	2-8	1-1	1,330	1,420	Howard Dallmar
1961-62	16-6	13-0	3-6	0-0	1,434	1,313	Howard Dallmar
1962-63	16-9	10-5	6-4	0-0	1,608	1,472	Howard Dallmar
1963-64	15-10	9-3	5-7	1-0	1,607	1,587	Howard Dallmar
1964-65	15-8	9-2	6-6	0-0	1,622	1,500	Howard Dallmar
1965-66	13-12	7-3	4-8	2-1	1,757	1,759	Howard Dallmar
1966-67	15-11	9-4	4-6	2-1	1,847	1,883	Howard Dallmar
1967-68	10-15	7-4	2-9	1-2	1,897	1,977	Howard Dallmar
1968-69	8-17	5-5	3-10	0-2	1,742	1,789	Howard Dallmar
1969-70	5-20	4-9	1-10	0-1	1,890	2,043	Howard Dallmar
1970-71	6-20	5-9	0-9	1-2	1,900	2,099	Howard Dallmar
1971-72	10-15	7-5	1-10	2-0	1,895	1,974	Howard Dallmar
1972-73	14-11	9-3	4-7	1-1	1,719	1,660	Howard Dallmar
1973-74	11-14	6-5	4-7	1-2	1,683	1,605	Howard Dallmar
1974-75	12-14	7-4	4-10	1-0	1,883	1,849	Howard Dallmar
1975-76	11-16	7-7	4-7	0-2	1,988	2,074	Dick DiBiasi
1976-77	11-16	9-5	2-11	0-0	2,044	2,161	Dick DiBiasi
1977-78	13-14	7-7	5-6	1-1	1,965	2,049	Dick DiBiasi

Year	Overall	Home	Away	Neutral	SU Pts	Opp Pts	Head Coach
1978-79	12-15	10-4	1-10	1-1	1,909	1,980	Dick DiBiasi
1979-80	7-19	5-8	2-10	0-1	1,757	1,933	Dick DiBiasi
1980-81	9-18	8-7	1-11	0-0	1,814	1,986	Dick DiBiasi
1981-82	7-20	6-11	1-9	0-0	1,807	1,966	Dick DiBiasi
1982-83	14-14	12-5	2-9	0-0	2,121	2,043	Tom Davis
1983-84	19-12	13-5	6-7	0-0	2,311	2,118	Tom Davis
1984-85	11-17	9-7	1-9	1-1	1,894	1,898	Tom Davis
1985-86	14-16	8-7	6-6	0-3	2,224	2,108	Tom Davis
1986-87	15-13	11-2	2-8	2-3	2,002	2,003	Mike Montgomery
1987-88	21-12	12-4	6-5	3-3	2,577	2,401	Mike Montgomery
1988-89	26-7	13-0	8-4	5-3	2,519	2,144	Mike Montgomery
1989-90	18-12	11-3	5-7	2-2	2,032	1,910	Mike Montgomery
1990-91	20-13	13-4	4-8	3-1	2,539	2,369	Mike Montgomery
1991-92	18-11	12-3	5-7	1-1	2,195	1,971	Mike Montgomery
1992-93	7-23	7-9	0-12	0-2	1,989	2,115	Mike Montgomery
1993-94	17-11	11-4	5-7	1-0	2,091	2,003	Mike Montgomery
1994-95	20-9	14-2	5-6	1-1	2,290	2,120	Mike Montgomery
1995-96	21-8	12-1	6-5	3-2	2,181	1,934	Mike Montgomery
1996-97	22-8	12-0	6-6	4-2	2,427	2,017	Mike Montgomery
1997-98	30-5	11-2	10-2	9-1	2,807	2,390	Mike Montgomery
1998-99	26-7	13-2	10-2	3-3	2,425	2,006	Mike Montgomery
1999-00	27-4	12-2	9-1	6-1	2,447	1,850	Mike Montgomery
2000-01	31-3	12-2	11-0	8-1	2,829	2,226	Mike Montgomery
2001-02	20-10	10-3	7-3	3-4	2,420	2,180	Mike Montgomery
2002-03	24-9	14-3	7-3	3-3	2,393	2,230	Mike Montgomery
2003-04	30-2	14-0	10-1	6-1	2,356	1,936	Mike Montgomery
2004-05	18-13	10-2	5-6	3-5	2,173	2,134	Trent Johnson
2005-06	16-14	11-3	4-9	1-2	1,992	1,960	Trent Johnson
2006-07	18-13	12-5	5-6	1-2	2,156	2,081	Trent Johnson
2007-08	28-8	16-1	8-5	4-2	2,553	2,216	Trent Johnson
Totals	1,328-997	821-371	358-523	149-103	141,254	134,520	
	(.571)	(.688)	(.406)	(.591)	(60.7 ppg)	(57.8 ppg)	



Milestone Victories in Stanford Basketball History

Win	Score/Opponent	Season
1	22-20 vs. St. Ignatius	1913-14
100	15-13 vs. Santa Clara	1924-25
500	73-60 vs. Oregon	1955-56
1000	68-52 vs. San Jose State	1994-95
1200	84-57 vs. UC Irvine	2002-03

Year-by-Year Results

1913-14

Record: 7-5

H: 4-3 A: 3-2 N: 0-0

Coach: H.W. Maloney

Notes: 60 men turned out for the first official team ... After the conclusion of the conference season, six players toured the southern part of the state for five games, winning three and losing two.

Table with columns for opponent, score, and result. Includes teams like St. Ignatius, Santa Clara, Nevada, California, Pacific, and UCLA.

1914-15

Record: 4-5

H: 4-5 A: 0-0 N: 0-0

Coach: H.W. Maloney

Notes: Lloyd R. Reynolds, a prominent alumnus and one of the leading surgeons in the area, was elected captain for the season.

Table with columns for opponent, score, and result. Includes teams like California, Santa Clara, Nevada, and Pacific.

1915-16

Record: 2-9

H: 1-6 A: 0-2 N: 1-1

Coach: E.C. "Squire" Behrens

Notes: On Jan. 26, 1916, three days before the season opener, basketball was made a major sport at Stanford.

Table with columns for opponent, score, and result. Includes teams like Pacific, Washington, St. Ignatius, Santa Clara, Oregon Athletic Club, Nevada, California, and Saint Mary's.

(1) at San Jose, CA (2) at Santa Clara, CA

1916-17

Record: 8-8

PCC: 0-6 (5th)

H: 3-5 A: 4-3 N: 1-0

Coach: Russell Wilson

Notes: W.R. "Winnie" Wheatley was captain of the team.

Table with columns for opponent, score, and result. Includes teams like L.A. Athletic Club, USC, Whittier, Long Beach YMCA, Orange AC, Pacific, Santa Clara, USC, Washington State, and California.

(1) at San Jose, CA

1917-18

Record: 11-4

Cal-Nevada: 3rd

H: 10-1 A: 0-3 N: 1-0

Coach: Russell Wilson

Notes: On Feb. 14, 1918, Stanford won its first game against California, 22-18 ... Schwarzky Schwarzenbeck was named team captain.

Table with columns for opponent, score, and result. Includes teams like 8th Infantry, Oakland YMCA, Pacific, San Jose YMCA, and COK 6th Infantry.

Table with columns for opponent, score, and result. Includes teams like Base Hospital 47, Davis Farm, St. Ignatius, Saint Mary's, Nevada, California, and UCLA.

1918-19

Record: 9-3

PCC: 0-2 (6th)

H: 6-1 A: 2-2 N: 1-0

Coach: Bob Evans

Notes: Bob Evans took over the reins, doubling as head coach of basketball and football.

Table with columns for opponent, score, and result. Includes teams like Santa Clara, SF YMI, Mare Island, San Jose YMCA, Davis Farm, Santa Clara, Saint Mary's, Pacific, California, Nevada, St. Ignatius, and California.

1919-20

Record: 12-3

PCC: 8-1 (1st)

H: 6-3 A: 5-0 N: 1-0

Coach: Bob Evans

Notes: R.F. "Bob" Pelouze was elected captain ... "Swede" Righter became the first player in school history to be selected to an all-league team.

Table with columns for opponent, score, and result. Includes teams like St. Ignatius, Santa Clara, Davis Farm, Nevada, Olympic Club, Washington State, J31, F17, F18, California, F24, and F25.

1920-21

Record: 15-3

PCC: 8-3 (1st)

H: 11-0 A: 3-3 N: 1-0

Coach: Walter Powell

Notes: Fred Adams was named team captain ... Stanford beat California in the season finale before a crowd of 10,000 fans at the Oakland Auditorium.

Table with columns for opponent, score, and result. Includes teams like Olympic Club, Santa Clara, Saint Mary's, Pacific, Olympic Club, Oregon AC, Oregon AC, USC, St. Ignatius, F7, F8, F15, F16, F18, F19, and California.

1921-22

Record: 8-7

PCC: 4-6 (5th)

H: 6-4 A: 2-2 N: 0-1

Coach: C.E. VanGent

Notes: The official basketball dedication of the Old Pavilion was held on Jan. 14, 1922 with a game against Pacific ... At the time, it was the largest facility exclusively for basketball in the United States ... The opening game of the season was played at Encina Gymnasium on Jan. 11 because the new pavilion was not quite ready.

Table with columns for opponent, score, and result. Includes teams like J11 Santa Clara and J14 Pacific.

Table with columns for opponent, score, and result. Includes teams like Olympic Club, St. Ignatius, J24 at Oregon, J25 at Oregon AC, F7 Washington State, F8 Washington State, F17 Oregon, and F18 Oregon.

1922-23

Record: 12-4

PCC (South): 5-3 (T1st)

H: 10-2 A: 2-2 N: 0-0

Coach: Andy Kerr

Notes: Four of the team's wins came at the expense of USC.

Table with columns for opponent, score, and result. Includes teams like 1921 Varsity, Pacific, Olympic Club, St. Ignatius, Nevada, Nevada, Santa Clara, Saint Mary's, USC, USC, USC, USC, at California, California, at California, and California.

1923-24

Record: 10-5

PCC (South): 3-5 (3rd)

H: 9-3 A: 1-2 N: 0-0

Coach: Andy Kerr

Notes: Ernie Nevers, one of the great football players in school history, also was a standout basketball player for two seasons ... Also joining the team were tackle Harry Shipkey and quarterback "Mugs" Mitchell ... Nip McHose captained the team.

Table with columns for opponent, score, and result. Includes teams like San Jose YMCA, Ellery Arms, Pacific, Olympic Club, Santa Clara, USC, USC, Nevada, Nevada, California, at USC, at California, California, and at California.

1924-25

Record: 10-3

PCC (South): 1-3 (2nd)

H: 10-1 A: 0-2 N: 0-0

Coach: Andy Kerr

Notes: David Oliva captained the team.

Table with columns for opponent, score, and result. Includes teams like San Jose Teachers, Santa Clara, at Pomona, UCLA, Nevada, Nevada, Davis Farm, Olympic Club, UCLA, California, at California, California, and at California.

1925-26

Record: 10-6

PCC (South): 3-2 (2nd)

H: 7-5 A: 2-1 N: 1-0

Coach: Andy Kerr

Notes: Fred Price was elected team captain ... Stanford dropped its first game in history to UCLA (then known as the University of California, Southern Branch).

Table with columns for opponent, score, and result. Includes teams like San Jose Teachers, San Jose Alumni Club, San Jose Alumni Club, and Ambers Club.

Table with columns for opponent, score, and result. Includes teams like UCLA, Pomona, Santa Clara, Olympic Club, USC, California, at USC, UCLA, at USC, Nevada, Nevada, at California, and (1) at Stockton, CA.

1926-27

Record: 9-9

PCC (South): 3-2 (2nd)

H: 7-4 A: 2-5 N: 0-0

Coach: E.P. Hunt

Notes: Andy Kerr resigned at the end of the 1926 season to become head football coach at Washington and Jefferson College and was succeeded by E.P. "Husky" Hunt.

Table with columns for opponent, score, and result. Includes teams like at Hollywood AC, at Van Nuys AC, at Alhambra AC, at Pacific Coast Club, UCLA, Saint Mary's, Pacific, Santa Clara, Olympic Club, at USC, at UCLA, Nevada, Nevada, USC, USC, Fresno State, at California, and California.

1927-28

Record: 8-13

PCC (South): 1-8 (4th)

H: 4-6 A: 4-4 N: 0-3

Coach: E.P. Hunt

Table with columns for opponent, score, and result. Includes teams like Louis Vincent served as team captain, at San Jose Golds, at San Jose State, YMI (at Kezar), at LA Athletic Club, at Hollywood AC, at San Bernardino JC, Pacific, Fresno State, * UCLA, * UCLA, Santa Clara, * at UCLA, Waseda, St. Ignatius, Olympic Club, F13 * at USC, F14 * at USC, * California (at Kezar), * California (at Kezar), * California (at Kezar), F29 * USC.

1928-29

Record: 13-6

PCC (South): 6-3 (2nd)

H: 8-3 A: 4-1 N: 1-2

Coach: E.P. Hunt

Notes: Harlow Rothert became Stanford's first All-American in basketball ... While at Stanford, Rothert captured nine letters in three sports (basketball, football, track & field), and set a world record in the shot put.

Table with columns for opponent, score, and result. Includes teams like San Jose Teachers, San Jose Teachers, YMI (at Kezar), at Nevada, at Nevada, Pacific, Saint Mary's, * UCLA, Santa Clara, * at USC, J19 Olympic Club, * California (at Oakland), * at UCLA, * at UCLA, St. Ignatius, and * California.

Year-by-Year Results

Phillips 66 Oilers	74-78	L
Saint Mary's	67-60	W
Santa Clara	70-64	W
F15 * UCLA	68-72	L
F16 * UCLA	77-68	W
F22 * USC	51-41	W
F23 * USC	73-65	W
F29 * at California	52-66	L
M1 * California	70-65	W

1952-53
Record: 6-17
PCC (South): 2-10 (4th)
H: 5-8 A: 1-9 N: 0-0
Coach: Robert W. Burnett

Starters:
F - George Zaninovich (8.3 ppg, 6.2 rpg)
F - Don Carlson (6.1 ppg, 10.6 rpg)
C - Russ Lawler (7.1 ppg, 6.9 rpg)
G - Ron Tomsic (19.1 ppg, 6.3 rpg)
G - Oleg Suzdaleff (9.1 ppg, 4.0 rpg)
Notes: Ron Tomsic scored 39 points in Stanford's win over No. 1 ranked Bradley at the Cow Palace on Feb. 7 ... Tomsic and Jim Walsh later played on the gold-medal-winning U.S. Olympic team ... George Zaninovich captained the team.

San Francisco	74-73 (ot)	W
D5 at Oregon	68-73	L
D6 at Oregon	64-74	L
LaSalle	80-95	L
at San Jose State	62-68	L
Loyola Marymount	67-57	W
D29 Oregon State	46-58	L
J2 * USC	58-76	L
J3 * USC	63-72	L
J9 * at California	54-68	L
J10 * California	76-60	W
J16 * UCLA	66-67	L
J17 * UCLA	71-74	L
at Hawai'i	58-70	L
Santa Clara	71-81	L
Saint Mary's	66-65	W
F7 Bradley	87-73	W
F13 * at USC	56-93	L
F14 * at USC	76-74	W
F20 * at UCLA	50-75	L
F21 * at UCLA	58-66	L
F27 * California	62-82	L
F28 * at California	63-97	L

1953-54
Record: 13-10
PCC (South): 3-9 (4th)
H: 9-4 A: 4-5 N: 0-1
Coach: Robert W. Burnett

Starters:
F - Don DeLong (8.8 ppg, 3.9 rpg)
F - Dave Epperson (5.7 ppg, 4.7 rpg)
C - Russ Lawler (16.3 ppg, 9.4 rpg)
G - George Selleck (13.9 ppg, 3.8 rpg)
G - Oleg Suzdaleff (9.5 ppg, 2.2 rpg)
Notes: Ron Tomsic, the team's leading scorer, injured his knee in the seventh game, underwent an operation, and was out for the season ... Russ Lawler and George Selleck finished 1-2 in league scoring while Lawler was named all-conference.

D4 at Washington	66-51	W
D5 at Washington	63-61	W
Hawai'i	82-71	W
Loyola Marymount	77-64	W
Fresno State	95-70	W
Pacific	76-51	W
D30 Oregon	85-58	W
Saint Mary's	63-44	W
J8 * at USC	61-59	W
J9 * at USC	69-71	L
J15 * California	68-83	L
J16 * at California	50-56	L
San Jose State	60-58	W
at San Jose State	70-60	W
Santa Clara	58-69	L
F5 * at UCLA	73-92	L
F6 * at UCLA	58-77	L
F12 * USC	53-57	L
F13 * USC	72-67	W
F19 * UCLA	77-92	L
F20 * UCLA	80-88	L
F26 * at California	80-98	L
F27 * California	80-70	W

1954-55
Record: 16-8
PCC (South): 7-5 (2nd)
H: 8-1 A: 7-7 N: 1-0
Coach: Howard Dallmar

Starters:
F - Bill Bond (10.4 ppg, 4.9 rpg)
F - Barry Brown (6.7 ppg, 8.3 rpg)
C - Russ Lawler (14.2 ppg, 10.9 rpg)
G - Ron Tomsic (19.3 ppg, 3.7 rpg)
G - George Selleck (11.3 ppg, 3.8 rpg)
Notes: Howie Dallmar, star of the 1942 NCAA championship team and successful head coach of basketball and baseball at Penn, became Stanford's new head coach ... Dallmar would coach 21 seasons at Stanford, the longest tenure of any basketball coach on The Farm ... Ron Tomsic and Russ Lawler co-captained the team.

San Jose State	80-69	W
Saint Mary's	92-71	W
Hawai'i	85-55	W
D21 at Arizona	66-56	W
at Tulane	62-67	L
at Seton Hall	65-63	W
at Vanderbilt	72-64	W
at Iowa	46-73	L
J7 * UCLA	61-56	W
J8 * UCLA	75-91	L
J14 * at California	59-57	W
J15 * California	75-67	W
at Hawai'i (1)	71-51	W
at Hawai'i (1)	58-51	W
at USF	60-76	L
Santa Clara	72-67	W
F4 * USC	92-78	W
F5 * USC	76-60	W
F11 * at UCLA	63-85	L
F12 * at UCLA	59-72	L
F18 * at USC	63-73	L
F19 * at USC	56-71	L
F25 * California	90-84	W
F26 * at California	77-68	W
Hawai'i Invitational at Honolulu, HI		

1955-56
Record: 18-6
PCC: 10-6 (3rd)
H: 12-2 A: 5-4 N: 1-0
Coach: Howard Dallmar

Starters:
F - Barry Brown (15.4 ppg, 10.8 rpg)
F - Bill Bond (14.9 ppg, 3.9 rpg)
C - Bill Flanders (5.2 ppg, 3.0 rpg)
G - George Selleck (16.0 ppg, 5.5 rpg)
G - Gary Van Galder (4.6 ppg, 3.4 rpg)
Notes: Captain George Selleck was the team's leading scorer.

D2 Washington	72-55	W
D3 Washington	73-68	W
Dartmouth	56-55	W
Santa Clara	62-55	W
Iowa	54-52	W
Wisconsin	65-53	W
Saint Mary's	51-50	W
J6 * at Washington	42-57	L
J7 * at Washington	58-46	W
* Idaho	77-60	W
* Idaho	74-62	W
J20 * at Oregon State	59-69	L
J21 * at Oregon State	75-50	W
J27 * Oregon	74-55	W
J28 * Oregon	73-60	W
F10 * UCLA	48-50	L
F11 * UCLA	72-81	L
F17 * at USC	78-74	W
F18 * at USC	58-74	L
F24 * at Washington State	81-76	W
F25 * at Washington State	67-69	L
San Jose State	72-70	W
M9 * at California	66-63	W
M10 * California	70-68	W

1956-57
Record: 11-15
PCC: 7-9 (5th)
H: 6-6 A: 4-7 N: 1-2
Coach: Howard Dallmar

Starters:
F - Bill Bond (16.4 ppg, 3.6 rpg)
F - Dick Haga (8.4 ppg, 6.5 rpg)
C - Carl Isaacs (10.3 ppg, 5.6 rpg)
G - Paul Neumann (12.4 ppg, 5.1 rpg)
G - Hap Wagner (7.3 ppg, 2.3 rpg)
Notes: "Hap" Wagner was named team captain.

Rice	65-64	W
at Tulane	53-64	L
at Centenary	73-67	W
at Tennessee	47-51	L
Valparaiso (1)	68-51	W
Connecticut (1)	56-57	L
Western Kentucky (1)	66-76	L
J4 * Oregon State	63-64	L
J5 * Oregon State	60-58	W
J8 * at California	45-59	W
J18 * Washington	70-63	W
J19 * Washington	64-68	L
J25 * California	64-67 (OT)	L
Santa Clara	61-77	L
F1 * at Oregon	68-52	W
F2 * at Oregon	65-56	W
F8 * Washington State	60-51	W
F9 * Washington State	80-62	W
F15 * at UCLA	63-86	L
F16 * at UCLA	61-79	L
F22 * USC	69-72	L
F23 * USC	73-86	L
* at Idaho	57-60	L
* at Idaho	71-63	W

(1) Orange Bowl Tournament at Miami, FL

1957-58
Record: 12-13
PCC: 7-9 (6th)
H: 8-4 A: 4-8 N: 0-1
Coach: Howard Dallmar

Starters:
F - Jerry Thuesen (7.0 ppg, 2.5 rpg)
F - John Arrillaga (12.3 ppg, 4.9 rpg)
C - Dick Haga (10.0 ppg, 8.0 rpg)
G - Paul Neumann (12.3 ppg, 4.4 rpg)
G - Dick Warren (5.3 ppg, 1.4 rpg)
Notes: Paul Neumann assumed captain duties.

Pacific	77-61	W
Saint Mary's	64-60	W
San Jose State	59-66	L
Santa Clara	45-67	L
at San Francisco	50-49	W
at Utah	49-65	L
at Denver	77-70	W
at Colorado	58-61	L
Arizona State	78-71	W
* at Idaho	58-67	L
J4 * at Washington State	51-64	L
J10 * Washington State	58-53	W
J11 * Washington	54-60	L
J17 * at California	45-60	L
J20 * Oregon State	59-68	L
J31 * at Washington	58-69	L
F1 * at Oregon State	69-57	W
F3 * at Oregon	49-61	L
F14 * USC	57-44	W
F17 * California	59-67	L
F21 * at UCLA	43-46	L
F22 * at USC	69-61	W
* Idaho	72-62	W
M1 * UCLA	57-50	W
M8 * Oregon	74-53	W

1958-59
Record: 15-9
PCC: 10-6 (T3rd)
H: 11-0 A: 3-8 N: 1-1
Coach: Howard Dallmar

Starters:
F - John Hendry (4.6 ppg, 5.2 rpg)
F - John Arrillaga (10.1 ppg, 5.1 rpg)
C - Dick Haga (13.6 ppg, 7.1 rpg)
G - Paul Neumann (16.2 ppg, 4.4 rpg)
G - Doug Warren (3.8 ppg, 1.8 rpg)
Notes: Dick Haga and Paul Neumann served as co-captains ... Paul Neumann ranked third nationally in free throw percentage at .854 ... Stanford finished sixth in the nation in total defense at 56.6 ppg.

F13 * UCLA	69-61	W
F14 * Oregon	64-56	W
F20 * at USC	52-71	L
F21 * at UCLA	51-64	L
F27 * Washington State	59-58	W
F28 * USC	85-74	W
M6 * Oregon State	71-54	W

1959-60
Record: 11-14
AAWU: 4-7 (4th)
H: 6-6 A: 4-6 N: 1-2
Coach: Howard Dallmar

Starters:
F - John Windsor (9.9 ppg, 6.5 rpg)
F - John Hendry (7.3 ppg, 5.0 rpg)
C - Neal Brockmeyer (6.0 ppg, 5.5 rpg)
G - John Arrillaga (14.2 ppg, 4.2 rpg)
G - Bub Bowling (8.2 ppg, 2.7 rpg)
Notes: Stanford finished third in the nation in total defense at 56.8 ppg ... Captain John Arrillaga gained all-AAWU honors after finishing third in the conference in scoring and seventh in free throw percentage (.783).

San Francisco	55-49 (OT)	W
San Jose State	69-31	W
Saint Mary's	51-53	L
at Wisconsin	60-61	L
at Marquette	50-63	L
West Virginia (1)	47-66	L
Michigan (1)	59-52	W
Illinois (1)	62-74	L
J2 at Oregon	55-56 (OT)	L
J9 at Oregon State	43-38	W
J9 * California	43-52	L
J15 * Washington	58-55	W
J16 Washington State	57-44	W
J23 * at Washington	54-42	W
J25 at Washington State	67-58 (OT)	W
J29 Oregon State	40-45	L
J30 Oregon	77-61	W
F5 * at USC	82-71 (2OT)	W
F6 * at UCLA	54-67	L
F12 * UCLA	52-58	L
F13 * USC	66-51	W
F19 * at UCLA	48-49	L
F26 * USC	53-59	L
M4 * at California	42-51	L
M5 * California	51-70	L
Los Angeles Tournament at Los Angeles, CA		

1960-61
Record: 7-17
AAWU: 3-9 (5th)
H: 4-8 A: 2-8 N: 1-1
Coach: Howard Dallmar

Starters:
F - John Windsor (13.9 ppg, 8.4 rpg)
F - John Hendry (9.4 ppg, 5.7 rpg)
C - Mike Ledgerwood (4.5 ppg, 6.9 rpg)
G - Bub Bowling (8.1 ppg, 2.7 rpg)
G - Don Clemetson (7.2 ppg, 3.8 rpg)
Notes: Although Stanford recorded few wins, the team finished 12th in the nation in total defense at 62.3 ppg ... Stanford dropped eight games by four points or less ... Clayton "Bub" Bowling and John Hendry co-captained the team.

Saint Mary's	41-48	L
Utah	59-56	W
at San Francisco	31-37 (OT)	L
Santa Clara	53-54	L
D21 Washington State	50-51	L
Indiana (1)	50-58	L
Michigan State (1)	81-80 (2OT)	W
D30 California	36-40	W
Fordham	59-44	W
J10 * at California	53-52	W
J13 at Oregon	67-60	W
J14 at Oregon	58-61	L
J20 * Washington	61-58 (OT)	W
J21 * Washington	49-51	L
F3 * at Washington	47-71	L
F4 at Washington State	63-83	L
F10 * USC	57-63	L
F11 * UCLA	79-65	W
F17 * California	50-52	L
F18 * at California	61-64	L
F25 * UCLA	56-70	L
M4 * at USC	61-79	L
M10 * at UCLA	55-69	L
M11 * at USC	53-54	L
Los Angeles Classic at Los Angeles, CA		

Year-by-Year Results

D1	San Francisco	65-61	W
D4	at BYU	62-70	L
D5	at BYU	64-85	L
D19	Princeton	76-81	L
D21	Temple	73-64	W
D23	Villanova	76-96	L
D28	Ohio State (1)	78-74 (OT)	W
D29	Oregon State (1)	75-82	L
D30	Washington State (1)	55-65	L
J2	Columbia	85-76	W
J8	* at Oregon	72-82	L
J9	* at Oregon State	70-88	L
J15	* UCLA	53-58	L
J16	* USC	51-71	L
J23	Utah	91-99	L
J29	Santa Clara	73-81	L
F5	* at California	74-99	L
F6	* California	84-100	L
F12	* Washington	80-81	L
F13	* Washington State	77-70	W
F20	* at Washington State	79-89	L
F22	* at Washington	69-72	L
F26	* Oregon State	97-85	W
F27	* Oregon	75-80	L
M5	* at USC	74-83	L
M6	* at UCLA	72-107	L

Portland Far West Classic at Portland, OR

1971-72
Record: 10-15
Pac-8: 5-9 (6th)
H: 7-5 A: 1-10 N: 2-0
Coach: Howard Dallmar
Starters:
 F – David Frost (10.5 ppg, 4.2 rpg)
 F – Steve Shupe (8.4 ppg, 7.4 rpg)
 C – Mike Mann (11.2 ppg, 7.2 rpg)
 G – Claude Terry (21.2 ppg, 5.2 rpg)
 G – Bob Buell (9.4 ppg, 6.3 rpg)

Notes: Claude Terry captured All-American and all-conference honors.

D1	Houston	67-87	L
D3	at San Francisco	67-76	L
D6	Santa Clara	68-79	L
D18	San Jose State	65-59	W
D21	at Princeton	85-88	L
D22	at Temple	64-76	L
D27	Bowling Green (1)	90-82	W
D28	Valparaiso (1)	80-66	W
J3	Dartmouth	102-85	W
J7	* Washington State	76-54	W
J8	* Washington	85-80	W
J14	* at UCLA	79-118	L
J15	* at USC	63-65	L
J22	at Utah	68-80	L
J29	Air Force	92-66	W
F4	* California	93-86	W
F5	* at California	70-84	L
F11	* Oregon State	64-68	L
F12	* Oregon	82-78	W
F18	* at Oregon State	62-87	L
F19	* at Oregon	91-79	W
F26	* at Washington	78-90	L
F28	* at Washington State	66-68	L
M3	* USC	65-71	L
M4	* UCLA	73-102	L

Detroit Classic at Detroit, MI

1972-73
Record: 14-11
Pac-8: 7-7 (4th)
H: 9-3 A: 4-7 N: 1-1
Coach: Howard Dallmar
Starters:
 F – Mike Mann (9.1 ppg, 5.7 rpg)
 F – David Frost (8.9 ppg, 3.6 rpg)
 C – Rich Kelley (17.3 ppg, 13.2 rpg)
 G – Melvin Arterberry (6.9 ppg, 3.7 rpg)
 G – Bob Buell (6.6 ppg, 3.6 rpg)

Notes: All Pac-8 performer Rich Kelley set a single-season school record with 13.2 rebounds per game.

D1	at San Francisco	68-83	L
D4	Arizona	75-68	W
D16	San Jose State	75-54	W
D18	at Denver	74-77	L
D19	at Colorado State	72-77	L
D22	Fordham	77-54	W
D23	Saint Mary's	74-65	W
D28	Navy (1)	67-61	W
D29	Virginia Tech (1)	71-77	L
J6	* at Washington State	49-61	L
J8	* at Washington	76-55	W
J12	* UCLA	67-82	L
J13	* USC	67-83	L
J20	Utah	80-71	W
J26	at UC Santa Barbara	80-68	W
F3	* at California	73-68	W

F9	* at Oregon	56-62	L
F10	* at Oregon State	68-74	L
F16	* Oregon State	81-70	W
F17	* Oregon	69-76	L
F23	* Washington	76-66	W
F24	* Washington State	59-44	W
M2	* at USC	50-47	W
M3	* at UCLA	45-51	L
M9	* California	70-66	W

Kwanis Old Dominion Classic at Norfolk, VA

1973-74
Record: 11-14
Pac-8: 5-9 (6th)
H: 6-5 A: 4-7 N: 1-2
Coach: Howard Dallmar
Starters:
 F – Ed Schweitzer (12.0 ppg, 7.8 rpg)
 F – Tim Patterson (9.3 ppg, 4.8 rpg)
 C – Rich Kelley (18.4 ppg, 12.6 rpg)
 G – Melvin Arterberry (7.1 ppg, 4.7 rpg)
 G – David Frost (13.6 ppg, 4.3 rpg)

Notes: Rich Kelley gained all-conference honors for a second straight season, notching 17 double-doubles.

N30	Nevada	69-76	L
D3	San Francisco	63-61 (OT)	W
D15	Colorado State	56-45	W
D17	at Saint Mary's	69-63	W
D21	Ohio State (1)	68-53	W
D22	Kentucky (1)	77-78	L
D27	LaSalle (2)	66-77	L
D29	Saint Louis (2)	79-63	W
J4	* Oregon	47-48	L
J5	* Oregon State	53-56	L
J11	* at USC	57-64	L
J12	* at UCLA	52-66	L
J19	at Utah	82-91	L
J21	at Air Force	58-75	L
J25	Denver	108-62	W
F1	* California	71-53	W
F8	* Washington	88-68	W
F9	* Washington State	65-51	W
F16	* at Washington State	72-51	W
F18	* at Washington	70-84	L
F22	* at Oregon State	55-53	W
F23	* at Oregon	71-72	L
M1	* USC	59-62	L
M2	* UCLA	60-62	L
M8	* at California	68-71	L

Kentucky Classic at Lexington, KY
 Holiday Festival at New York, N.Y.

1974-75
Record: 12-14
Pac-8: 6-8 (T5th)
H: 7-4 A: 4-10 N: 1-0
Coach: Howard Dallmar
Starters:
 F – Ed Schweitzer (15.5 ppg, 8.0 rpg)
 F – Scott Trobbe (8.0 ppg, 3.0 rpg)
 C – Rich Kelley (20.0 ppg, 11.5 rpg)
 G – Melvin Arterberry (6.9 ppg, 4.5 rpg)
 G – Mark Gilberg (4.3 ppg, 1.6 rpg)

Notes: In Howie Dallmar's final season as head coach, Stanford defeated NCAA champion UCLA 64-60 as Rich Kelley scored 22 points and grabbed 13 rebounds.

N30	LSU	92-80	W
D14	at Nevada	90-70	W
D16	at Minnesota	52-53 (OT)	L
D18	at Wisconsin	86-67	W
D21	Utah State	74-77	L
D23	Florida	80-70	W
D27	Illinois (1)	89-76	W
D28	New Mexico (1)	63-78	L
D30	at Arizona	67-80	L
J4	at San Francisco	82-87	L
J10	* at Oregon	83-84	L
J11	* at Oregon State	71-63	W
J17	* UCLA	64-60	W
J18	* USC	67-66	W
J24	Air Force	69-48	W
J27	at Houston	68-74	L
F1	* at California	46-60	L
F6	* at Washington State	71-58	W
F8	* at Washington	68-69	L
F14	* Washington	68-69	L
F15	* Washington State	92-70	W
F21	* Oregon State	68-74	L
F22	* Oregon	71-70	W
F28	* at USC	77-85	L
M1	* at UCLA	59-93	L
M7	* California	73-78	L

(1) Lobo Invitational at Albuquerque, N.M.

1975-76
Record: 11-16
Pac-8: 5-9 (7th)
H: 7-7 A: 4-7 N: 0-2
Coach: Dick DiBiasi
Starters:
 F – Ed Schweitzer (15.7 ppg, 11.2 rpg)
 F – George Schader (13.7 ppg, 7.0 rpg)
 C – Tim Patterson (8.2 ppg, 5.7 rpg)
 G – Mike Bratz (12.1 ppg, 3.0 rpg)
 G – Wolfe Perry (8.8 ppg, 2.6 rpg)

Notes: Dick DiBiasi began his first season as head coach at Stanford ... Despite the team's losing record, DiBiasi was named Pac-8 Co-Coach of the Year ... Ed Schweitzer led the conference in rebounding.

N29	Nevada	94-70	W
D1	at Santa Clara	67-70	L
D5	San Francisco	44-49	L
D8	Montana State	95-76	W
D20	Cal Poly Pomona	63-61	W
D22	Minnesota	84-89	L
D23	Saint Mary's	87-71	W
D29	Wisconsin (1)	64-70	L
D30	Miami (Ohio) (1)	72-90	L
J9	* Washington State	60-62	L
J10	* Washington	81-87	L
J16	* at UCLA	67-68	L
J17	* at USC	86-75	W
J21	UC Davis	91-76	W
J24	* California	85-89 (2OT)	L
J30	at Hawai'i	53-70	L
J31	at Hawai'i	66-65	W
F5	* at Oregon	59-72	L
F7	* at Oregon State	82-76 W(%)	
F13	* Oregon State	70-66 W(%)	
F14	* Oregon	62-84	L
F19	* at Washington	59-80	L
F21	* at Washington State	79-91	L
F27	* USC	96-83	W
F28	* UCLA	74-120	L
M5	* at California	73-65	W

(1) Milwaukee Classic at Milwaukee, WI
 (%) forfeited by Oregon State due to ineligible player

1976-77
Record: 11-16
Pac-8: 3-11 (7th)
H: 9-5 A: 2-11 N: 0-0
Coach: Dick DiBiasi
Starters:
 F – Kimberly Belton (12.5 ppg, 8.4 rpg)
 F – Jay Carter (8.8 ppg, 5.6 rpg)
 C – Jeff McHugh (10.6 ppg, 6.0 rpg)
 G – Mike Bratz (19.6 ppg, 3.5 rpg)
 G – Wolfe Perry (11.4 ppg, 3.6 rpg)

Notes: Mike Bratz gained first team All Pac-8 honors, finishing fifth in the conference in scoring and free throw percentage (.814) ... Bratz scored in double-figures in 23 games.

N27	Cal Poly	61-79	L
D1	Santa Clara	87-84	W
D4	at San Francisco	59-73	L
D6	at Nevada	88-83	W
D10	Cal State Northridge	86-67	W
D11	Wisconsin	70-66	W
D20	UC Davis	95-66	W
D23	Saint Mary's	87-65	W
D27	at Arizona	82-90	L
D29	at Colorado State	83-76	W
J6	* at Washington State	68-80	L
J8	* at Washington	77-98	L
J13	* USC	68-64	W
J15	* UCLA	86-100	L
J19	Hawai'i	84-71	W
J27	at Air Force	62-69	L
J29	at Utah State	84-103	L
F4	* at Oregon	48-73	L
F5	* at Oregon State	61-71	L
F10	* Oregon State	75-76	L
F12	* Oregon	65-74	L
F18	* Washington	74-69	W
F19	* Washington State	52-69	L
F24	* at UCLA	83-114	L
F26	* at USC	84-105	L
M3	* California	85-66	W
M5	* at California	91-101	L

1977-78
Record: 13-14
Pac-8: 3-11 (10th)
H: 7-7 A: 5-6 N: 1-1
Coach: Dick DiBiasi
Starters:
 F – Kimberly Belton (15.0 ppg, 9.0 rpg)
 F – Jay Carter (9.8 ppg, 5.6 rpg)
 C – Jeff McHugh (11.0 ppg, 5.1 rpg)
 G – Wolfe Perry (9.2 ppg, 2.9 rpg)
 G – Paul Giovacchini (4.7 ppg, 1.1 rpg)

Notes: The Cardinal lost six conference games by three points or less ... Kimberly Belton recorded 10 double-doubles.

N25	Cal Poly Pomona	92-91 (OT)	W
N26	San Jose State	81-80 (OT)	W
N30	at Santa Clara	69-67	W
D3	at UC Santa Barbara	76-77	L
D8	San Francisco	78-99	L
D10	Cal Poly	82-71	W
D20	Colorado State	86-73	W
D22	Rhode Island	76-74	W
D27	at Hawai'i (1)	72-68	W
D29	Providence (1)	76-61	W
D30	North Carolina (1)	61-92	L
J4	* at Oregon State	47-48	L
J7	* at Oregon	64-74	L
J12	* Washington State	59-62	L
J14	* Washington	72-68	W
J19	Alaska	108-98	W
J21	at Saint Mary's	62-61	W
J28	* California	68-84	L
F2	* at UCLA	64-101	L
F4	* at USC	74-76	L
F10	* USC	68-70	L
F11	* UCLA	63-79	L
F16	* Oregon	64-65	L
F18	* Oregon State	72-84	L
F23	* at Washington	81-74	W
F25	* at Washington State	64-67	L
M4	* at California	86-65	W

(1) Rainbow Classic at Honolulu, HI

1978-79
Record: 12-15
Pac-10: 6-12 (8th)
H: 10-4 A: 1-10 N: 1-1
Coach: Dick DiBiasi
Starters:
 F – Kimberly Belton (14.3 ppg, 8.7 rpg)
 F – Brian Welch (11.6 ppg, 5.3 rpg)
 C – Tom Schmalzried (5.8 ppg, 3.5 rpg)
 G – Paul Giovacchini (6.5 ppg, 1.8 rpg)
 G – Wolfe Perry (18.3 ppg, 3.4 rpg)

Notes: Kimberly Belton finished third in the conference in field goal percentage at .619.

Cal Poly Pomona	89-75	W	
at San Jose State	76-79 (OT)	L	
Santa Clara	85-73	W	
UC Santa Barbara	76-63	W	
D6	* USC	66-67	L
at San Francisco	77-87	L	
Seton Hall	86-80	W	
Harvard	103-81	W	
D27	* UCLA	75-72	W
San Diego State (1)	85-84	W	
Iowa (1)	68-83	L	
J4	* at Arizona	64-74	L
J6	* at Arizona State	68-80	L
J11	* Washington State	52-72	L
J13	* Washington	80-69	W
J20	* at California	73-50	W
J26	* at Oregon State	48-73	L
J27	* at Oregon	55-68	L
F2	* Arizona State	75-61	W
F3	* Arizona	62-63	L
F10	* at Washington	63-84	L
F12	* at Washington State	47-69	L
F17	* California	54-49	W
F24	* Oregon	77-80	L
F26	* Oregon State	79-76	W
M1	* at USC	68-79	L
M3	* at UCLA	71-99	L

(1) Cabrillo Classic

1979-80
Record: 7-19
Pac-10: 5-13 (7th)
H: 5-8 A: 2-10 N: 0-1
Coach: Dick DiBiasi
Starters:
 F – Kimberly Belton (18.7 ppg, 9.8 rpg)
 F – Brian Welch (14.5 ppg, 3.9 rpg)
 F – Orlando Ward (8.2 ppg, 5.9 rpg)
 G – Doug Marty (7.0 ppg, 2.2 rpg)
 G – Doug Barnes (4.6 ppg, 1.0 rpg)

Year-by-Year Results

J14	* Washington	86-70	W
J16	* Washington State	68-70 (OT)	L
J23	* California	70-54	W
J28	* at Oregon State	78-65	W
J30	* at Oregon	66-80	L
F4	* Arizona	82-74	W
F6	* Arizona State	93-63	W
F11	* at Washington State	51-50	W
F13	* at Washington	82-84 (2OT)	L
F21	* at California	71-61	W
F25	* Oregon	84-61	W
F27	* Oregon State	61-63	L
M3	* at UCLA	69-91	L
M5	* at USC	73-65	W
M11	Oregon (4)	88-67	W
M12	Arizona (4)	83-97	L
M17	Long Beach State (5)	80-77	W
M22	Arkansas State (5)	59-60	L

(1) Maui Classic at Maui, HI
(2) Apple Invitational at Stanford, CA
(3) Hoosier Classic at Indianapolis, IN
(4) Pac-10 Tournament at Tucson, AZ
(5) NIT at campus sites

1988-89
Record: 20-27
Pac-10: 15-3 (2nd)
H: 13-0 A: 8-4 N: 5-3
Coach: Mike Montgomery
Starters:
F – Howard Wright (14.5 ppg, 6.9 rpg)
F – Andrew Vlahov (5.1 ppg, 3.4 rpg)
C – Eric Reveno (9.4 ppg, 5.1 rpg)
G – Todd Lichti (20.1 ppg, 5.0 rpg)
G – Terry Taylor (7.3 ppg, 1.6 rpg)

Notes: Stanford earned a No. 3 seed in the NCAA Tournament ... Stanford finished No. 12 in the final UPI poll and No. 13 in the final AP poll ... This was the highest finish by a Stanford team since the 1962-63 campaign when the club finished No. 10 in the UPI poll ... Stanford's longest winning streak was 11 games, the longest since a 12-game win streak during the 1941-42 season ... Stanford averaged 7,406 fans per game at Maples Pavilion, a school record.

N18	at Montana (1)	79-63	W
N20	at Indiana (1)	73-84	L
N28	at North Carolina	76-87	L
D2	Cornell (2)	90-45	W
D3	Colorado State (2)	63-49	W
D10	San Jose State	89-39	W
D17	* Oregon State	87-59	W
D23	* at UCLA	70-74	L
D27	at Saint Mary's	65-64	W
D29	Furman (3)	88-71	W
D30	Vanderbilt (3)	89-68	W
J5	* Arizona	83-78	W
J7	* Arizona State	94-65	W
J12	* at Washington	71-69	W
J14	* at Washington State	85-43	W
J16	Miami	93-59	W
J19	* at California	64-75	L
J21	* UCLA	84-75	W
J26	* Oregon	75-53	W
J29	* at Arizona	52-72	L
F2	* at Arizona State	75-60	W
F4	vs. Florida (4)	84-69	W
F9	* Washington State	65-53	W
F12	* Washington	82-74 (OT)	W
F16	* California	97-71	W
F20	* at USC	68-52	W
F23	* at Oregon	54-50	W
F25	* at Oregon State	60-58	W
M2	* USC	74-65	W
M10	UCLA (5)	66-61	W
M11	UCLA (5)	95-86	W
M12	Arizona (5)	51-73	L
M16	Siena (6)	78-80	L

(1) Preseason NIT at campus sites
(2) Apple Invitational at Stanford, CA
(3) Vanderbilt Invitational at Nashville, TN
(4) at Orlando, FL
(5) Pac-10 Tournament at Los Angeles, CA
(6) NCAA Tournament at Greensboro, NC

1989-90
Record: 18-12
Pac-10: 9-9 (6th)
H: 11-3 A: 5-7 N: 2-2
Coach: Mike Montgomery
Starters:
F – Andrew Vlahov (11.5 ppg, 6.5 rpg)
F – Deshon Wingate (10.0 ppg, 5.3 rpg)
C – Adam Keefe (20.0 ppg, 9.1 rpg)
G – Kenny Ammann (9.3 ppg, 1.6 rpg)
G – John Patrick (7.7 ppg, 2.6 rpg)

Notes: Stanford participated in the NIT ... Stanford defeated UCLA 70-69 on Feb. 18, representing

the first time the Cardinal defeated the Bruins at Pauley Pavilion.

N24	Cal Poly	88-56	W
N27	at UC Irvine	70-57	W
D1	Lehigh (1)	82-59	W
D2	Louisiana Tech (1)	62-59	W
D16	San Francisco	74-53	W
D18	at Santa Clara	66-51	W
D22	Colgate	77-66	W
D29	Missouri-Kansas City (2)	70-50	W
D30	Kansas (2)	61-83	L
J5	* Oregon State	76-77	L
J7	* Oregon	58-56	W
J11	* at Washington	59-71	L
J14	* at Washington State	69-49	W
J18	* UCLA	87-79	W
J20	* USC	74-61	W
J25	* at Arizona	61-68	L
J27	* at Arizona State	53-64	L
F1	* at Oregon	61-62	L
F3	* at Oregon State	70-84	L
F8	* Washington State	68-54	W
F11	* Washington	59-48	W
F15	* at USC	62-71	L
F18	* at UCLA	70-69	W
F23	* Arizona	61-89	L
F25	* Arizona State	57-44	W
F28	* California	63-66	L
M4	* at California	79-58	W
M9	California (3)	77-61	W
M10	Arizona (3)	61-85	L
M15	at Hawai'i (4)	57-69	L

(1) Apple Invitational at Stanford, CA
(2) BMA Holiday Classic at Kansas City, KS
(3) Pac-10 Tournament at Tempe, AZ
(4) NIT at campus sites

1990-91
Record: 20-13
Pac-10: 8-10 (5th)
H: 13-4 A: 4-8 N: 3-1
Coach: Mike Montgomery
Starters:
F – Andrew Vlahov (11.5 ppg, 6.5 rpg)
F – Deshon Wingate (9.8 ppg, 7.2 rpg)
C – Adam Keefe (21.5 ppg, 9.5 rpg)
G – Kenny Ammann (11.2 ppg, 1.8 rpg)
G – John Patrick (9.7 ppg, 2.3 rpg)

Notes: 1991 NIT Champions ... In the NIT championship game against Oklahoma, all five starters scored in double figures, led by Kenny Ammann with 22 points ... Adam Keefe averaged 23.0 points and 9.2 rebounds per game to gain NIT Tournament MVP honors ... Stanford became only the second Pac-10 team to win the NIT.

N23	Rider (1)	93-66	W
N24	Yale (1)	69-51	W
N30	George Washington (2)	70-81	L
D1	Hawai'i (2)	84-55	W
D15	Santa Clara	82-47	W
D19	UC Irvine	117-87	W
D21	Florida	86-74	W
D23	at Colorado	79-89	L
D29	Central Florida (3)	70-61	W
D30	North Carolina (3)	60-71	L
J3	* at Oregon State	66-73	L
J6	* at Oregon	77-81	L
J10	* Washington	87-55	W
J12	* Washington State	94-63	W
J16	* at UCLA	89-82	W
J19	* at USC	67-85	L
J24	* Arizona	76-78	L
J27	* Arizona State	47-58	L
J31	* Oregon	86-75	W
F2	* Oregon State	64-59	W
F7	* at Washington State	68-74	L
F10	* at Washington	60-59	W
F14	* USC	92-76	W
F16	* UCLA	86-89	L
F21	* at Arizona State	57-75	L
F26	* at Arizona	51-89	L
M2	* California	90-72	W
M7	* at California	70-75	L
M13	Houston (4)	93-86	W
M18	at Wisconsin (4)	80-72	W
M21	at Southern Illinois (4)	78-76	W
M25	Massachusetts (5)	73-71	W
M27	Oklahoma (5)	78-72	W

(1) Stanford Invitational at Stanford, CA
(2) Apple Invitational at Stanford, CA
(3) Red Lobster Classic at Orlando, FL
(4) NIT at campus sites
(5) NIT at New York, N.Y.

1991-92
Record: 18-11
Pac-10: 10-8 (4th)
H: 12-3 A: 5-7 N: 1-1
Coach: Mike Montgomery
Starters:
F – Adam Keefe (25.3 ppg, 12.2 rpg)
F – Brent Williams (11.8 ppg, 4.8 rpg)
C – Paul Garrett (7.6 ppg, 6.0 rpg)
G – Peter Dukes (11.7 ppg, 2.3 rpg)
G – Marcus Lollie (8.2 ppg, 3.1 rpg)

Notes: Stanford earned a No. 12 seed in the NCAA Tournament ... Adam Keefe was named to five All-America teams ... Keefe became only one of four players in NCAA history to have a combination of 60-percent field goal accuracy, 2,000 points and 1,000 rebounds.

N22	Loyola (Md.) (1)	98-56	W
N23	Rice (1)	68-64	W
N30	Colorado	71-58	W
D14	at Santa Clara	75-59	W
D21	Virginia	74-60	W
D27	Siena (2)	94-72	W
D28	Michigan State (2)	62-72	L
J2	Southern Utah	89-71	W
J4	Cal State Northridge	80-59	W
J9	* at Oregon State	67-64	W
J11	* at Oregon	78-57	W
J15	* California	76-61	W
J23	* USC	72-82	L
J25	* UCLA	77-83	L
J30	* at Washington State	59-67	L
F2	* at Washington	64-58	W
F6	* Arizona	70-72	L
F8	* Arizona State	86-73	W
F11	at Notre Dame	63-64	L
F15	* at California	92-66	W
F20	* at UCLA	70-96	L
F22	* at USC	72-73 (OT)	L
F27	* Washington	78-66	W
M1	* Washington State	85-70	W
M5	* at Arizona State	71-76	L
M7	* at Arizona	83-89	L
M12	* Oregon	70-47	W
M14	* Oregon State	76-56	W
M19	Alabama (3)	75-80	L

(1) Apple Invitational at Stanford, CA
(2) Cutlass Classic at East Lansing, MI
(3) NCAA Tournament at Cincinnati, OH

1992-93
Record: 7-23
Pac-10: 2-16 (10th)
H: 7-9 A: 0-12 N: 0-2
Coach: Mike Montgomery
Starters:
F – Brent Williams (13.2 ppg, 5.8 rpg)
F – Darren Allaway (6.5 ppg, 4.6 rpg)
C – Bart Lammensen (3.7 ppg, 4.0 rpg)
& Jim Morgan (3.8 ppg, 3.9 rpg)
G – Marcus Lollie (10.8 ppg, 2.6 rpg)
G – Peter Dukes (7.0 ppg, 2.3 rpg)
& Dion Cross (10.6 ppg, 1.4 rpg)

Notes: The 50-point victory by Stanford over Puget Sound (92-42) was Stanford's biggest victory since a 105-54 decision over Seattle during the 1985-86 campaign.

D2	Puget Sound	92-42	W
D3	at San Jose State	52-56	L
D5	at Virginia	48-72	L
D12	Sacramento State	68-33	W
D19	Howard	71-46	W
D21	LSU (1)	63-72	L
D22	DePaul (1)	67-76	L
D23	Chaminade (1)	63-71	L
D28	American (2)	57-56	W
D29	Ohio (2)	76-81	L
J2	Santa Clara	66-35	W
J7	* Oregon State	66-77	L
J9	* Oregon	71-66	W
J12	Notre Dame	61-67	L
J14	* at California	66-83	L
J21	* at UCLA	76-84	L
J23	* at USC	55-63	L
J28	* Washington State	59-64	L
J30	* Washington	67-68	L
F4	* at Arizona	61-96	L
F6	* at Arizona State	87-109	L
F14	* California	61-86	L
F18	* UCLA	64-72	L
F20	* USC	78-62	W
F25	* at Washington	51-56	L
F27	* at Washington State	54-87	L
M4	* Arizona State	71-75	L
M7	* Arizona	80-94	L

M11	* at Oregon	73-84	L
M13	* at Oregon State	65-82	L
(1)	Maui Invitational at Maui, HI		
(2)	Fry's Invitational at Stanford, CA		

1993-94
Record: 17-11
Pac-10: 10-8 (5th)
H: 11-4 A: 5-7 N: 1-0
Coach: Mike Montgomery
Starters:
F – Brent Williams (14.3 ppg, 7.0 rpg)
F – Andy Poppink (12.4 ppg, 7.4 rpg)
C – Jim Morgan (5.9 ppg, 4.5 rpg)
G – Brevin Knight (11.1 ppg, 3.9 rpg)
G – Dion Cross (15.1 ppg, 2.7 rpg)

Notes: Stanford's rise from 10th place (1992-93) to fourth place (1993-94) was the highest jump ever from a last place finish in the Pac-10 (since the league became ten teams prior to the 1980 season) ... Stanford was the only team in the Pac-10 to employ the same starting lineup the whole season ... The season saw the birth of the Sixth Man Club, a student group that drastically increased the noise level at Maples Pavilion ... Brevin Knight was Pac-10 Freshman of the Year.

N26	Cal State Northridge (1)	89-58	W
N27	San Jose State (1)	69-58	W
D5	UC Riverside	69-64	W
D11	at Santa Clara	82-70 (OT)	W
D20	McNeese State	91-75	W
D22	Virginia	84-72	W
D27	at Wisconsin	73-80	L
D29	Manhattan (2)	73-60	W
D30	Seton Hall (2)	69-75	L
J6	* Washington	67-65	W
J8	* Washington State	75-64	W
J13	* at Arizona State	67-78	L
J15	* at Arizona	72-89	L
J20	* California	88-79	W
J27	* UCLA	65-69	L
J29	* USC	76-67	W
F3	* at Oregon	69-67	W
F5	* at Oregon State	71-67	W
F10	* Arizona	60-77	L
F12	* Arizona State	69-71	L
F17	* at California	62-80	L
F24	* at USC	66-55	W
F26	* at UCLA	88-103	L
M3	* Oregon State	90-66	W
M5	* Oregon	84-76	W
M10	* at Washington State	71-77	L
M12	* at Washington	76-61	W
M17	Gonzaga (3)	76-80	L

(1) Fry's Invitational at Stanford, CA
(2) Seton Hall Tournament at East Rutherford, N.J.
(3) NIT at campus sites

1994-95
Record: 20-9
Pac-10: 10-8 (5th)
H: 14-2 A: 5-6 N: 1-1
Coach: Mike Montgomery
Starters:
F – Darren Allaway (6.0 ppg, 4.4 rpg)
F – Andy Poppink (10.8 ppg, 5.9 rpg)
C – Tim Young (12.3 ppg, 8.6 rpg)
G – Dion Cross (16.8 ppg, 1.8 rpg)
G – Brevin Knight (16.6 ppg, 3.9 rpg)

Notes: Stanford earned a No. 10 seed in the NCAA Tournament ... Stanford started the season with 10 straight victories, the best start since the team won 11 in a row to start the 1920-21 campaign ... The Cardinal beat four nationally-ranked teams.

N25	Colgate (1)	82-70	W
N26	St. Peter's (1)	79-71	W
D3	San Jose State	68-52	W
D10	Cal Poly	94-52	W
D16	San Francisco	98-60	W
D19	at American	97-71	W
D22	at Virginia	64-60	W
D27	Wisconsin	95-78	W
D29	Cornell	67-55	W
J5	* at Washington	65-51	W
J7	* at Washington State	63-77	L
J12	* Arizona State	91-75	W
J14	* Arizona	83-89 (OT)	L
J19	* at California	78-73	W
J26	* at UCLA	74-77	L
J28	* at USC	85-82	W
F2	* Oregon	92-87	W
F4	* Oregon State	95-82	W
F9	* at Arizona	73-84	L
F11	* at Arizona State	70-79	L
F15	* California	83-70	W
F21	* UCLA	77-88	L
F23	* USC	90-78	W

Year-by-Year Results

D19	Portland State (3)	87-63	W
D22	BYU (4)	76-81	L
D29	Michigan State (5)	75-64	W
J4	* California	82-62	W
J6	* at California	54-68	L
J10	* at Oregon State	67-50	W
J12	* at Oregon	79-87	L
J17	* Washington State	83-50	W
J19	* Washington	105-60	W
J24	* at UCLA	86-76	W
J26	* at USC	82-90	L
J31	* Arizona State	90-81	W
F2	* Arizona	82-88 (OT)	L
F7	* Oregon	90-87 (OT)	W
F9	* Oregon State	77-55	W
F14	* at Washington	91-65	W
F16	* at Washington State	76-63	W
F21	* USC	58-77	L
F23	* UCLA	92-95	L
F28	* at Arizona	76-71	W
M2	* at Arizona State	81-76	W
M7	USC (6)	78-103	L
M14	Western Kentucky (7)	84-68	L
M16	Kansas (7)	63-86	L

2002-03
Record: 24-9
Pac-10: 14-4 (2nd)
H: 14-3 A: 7-3 N: 3-3
Coach: Mike Montgomery
Starters:
 F – Justin Davis (10.3 ppg, 7.8 rpg)
 F – Josh Childress (14.1 ppg, 8.1 rpg)
 C – Rob Little (8.8 ppg, 5.7 rpg)
 G – Matt Lottich (11.3 ppg, 2.9 rpg)
 G – Julius Barnes (16.0 ppg, 2.8 rpg)
Notes: Stanford earned a No. 4 seed in the NCAA Tournament ... Only 12 Stanford players in school history have ever played on four NCAA Tournament teams, including Julius Barnes (1999-00, 2000-01, 2001-02, 2002-03) ... Head coach Mike Montgomery was named Pac-10 Co-Coach of the Year along with Arizona's Lute Olson.

N18	Boston University (1)	61-57	W
N20	Xavier (1)	63-62	W
N24	Rice (1)	79-62	W
N28	Florida (2)	69-65	W
N29	North Carolina (2)	57-74	L
D14	Saint Mary's	76-58	W
D16	Montana (3)	68-70	L
D17	Richmond (3)	69-83	L
D19	UC Irvine	84-57	W
D21	UNLV (4)	77-66	W
D28	Gonzaga (5)	81-71	W
D30	Yale	79-56	W
J4	* at California	59-72	L
J9	* Oregon State	57-54	W
J11	* Oregon	81-57	W
J16	* at Washington State	73-68 (OT)	W
J18	* at Washington	68-73	L
J23	* UCLA	52-51	W
J25	* USC	80-72	W
J30	* at Arizona	82-77	W
F1	* at Arizona State	58-57	W
F6	* at Oregon	64-79	L
F8	* at Oregon State	84-73	W
F13	* Washington	78-69	W
F15	* Washington State	72-54	W
F20	* at USC	73-67	W
F22	* at UCLA	93-84	W
F27	* Arizona State	88-77	W
M1	* Arizona	69-72	L
M8	* California	72-60	W
M13	USC (6)	74-79	L
M20	San Diego (7)	77-69	W
M22	Connecticut (7)	74-85	L

(1) Preseason NIT at Stanford, CA
 (2) Preseason NIT at New York, N.Y.
 (3) Stanford Invitational at Stanford, CA
 (4) Las Vegas Shootout at Las Vegas, NV
 (5) Pete Newell Challenge at Oakland, CA
 (6) Pac-10 Tournament at Los Angeles, CA
 (7) NCAA Tournament at Spokane, WA

2003-04
Record: 30-2
Pac-10: 17-1 (1st)
H: 14-0 A: 10-1 N: 6-1
Coach: Mike Montgomery
Starters:
 F – Justin Davis (10.9 ppg, 6.6 rpg) &
 F – Nick Robinson (6.1 ppg, 3.5 rpg)
 F – Josh Childress (15.7 ppg, 7.5 rpg)
 C – Rob Little (9.7 ppg, 5.5 rpg)
 G – Matt Lottich (12.3 ppg, 3.1 rpg, 3.5 apg)
 G – Chris Hernandez (10.0 ppg, 2.1 rpg, 4.3 apg)
Notes: Stanford earned a No. 1 seed in the NCAA Tournament ... Ranked No. 1 in the country for four weeks by *Associated Press* and *USA Today/ESPN* ... Notched a school-record 26-game winning streak from Nov. 22-Mar. 4 ... Josh Childress was named Pac-10 Player of the Year, the first such honor by a Stanford player ... Mike Montgomery was named 2003-04 Pac-10 Coach of the Year, *Basketball Times* Coach of the Year, and *Sports Illustrated* Coach of the Year.

N22	Sacramento State	77-59	W
N25	at UC Irvine	72-59	W
N30	at Rice	60-56	W
D7	Kansas (1)	64-58	W
D13	UNLV	86-71	W
D15	Florida International	77-50	W
D20	Gonzaga (2)	87-80	W
D22	Southern Utah	67-37	W
D28	Harvard	100-59	W
J2	* Washington State	73-51	W
J4	* Washington	85-72	W
J8	* at Arizona State	63-62	W
J10	* at Arizona	82-72	W
J17	* California	68-61	W
J22	* UCLA	67-52	W
J24	* USC	77-67	W
J29	* at Oregon State	62-48	W
J31	* at Oregon	83-80	W
F5	* Arizona State	81-51	W
F7	* Arizona	80-77	W
F14	* at California	69-58	W
F19	* at USC	76-67	W
F21	* at UCLA	73-60	W
F26	* Oregon State	73-47	W
F28	* Oregon	76-55	W
M4	* at Washington State	63-61	W
M6	* at Washington	62-75	L
M11	Washington State (3)	68-47	W
M12	Oregon (3)	70-63	W
M13	Washington (3)	77-66	W
M18	Texas-San Antonio (4)	71-45	W
M20	Alabama (4)	67-70	L

(1) John Wooden Classic at Anaheim, CA
 (2) Pete Newell Challenge at Oakland, CA
 (3) Pac-10 Tournament at Los Angeles, CA
 (4) NCAA Tournament at Seattle, WA

2004-05
Record: 18-13
Pac-10: 11-7 (3rd)
H: 10-2 A: 5-6 N: 3-5
Coach: Trent Johnson
Starters:
 F – Matt Haryasz (12.5 ppg, 9.1 rpg)
 F – Nick Robinson (8.2 ppg, 4.6 rpg)
 C – Rob Little (9.0 ppg, 6.1 rpg)
 G – Dan Grunfeld (17.9 ppg, 5.5 rpg, 1.8 apg)
 G – Chris Hernandez (15.2 ppg, 2.1 rpg, 4.0 apg)
 G – Fred Washington (4.3 ppg, 2.0 rpg, 0.9 apg)
Notes: Stanford earned a No. 8 seed in the NCAA Tournament ... The Cardinal was playing in the NCAA Tournament for a school-record 11th straight season and 14th overall.

N19	San Francisco (1)	93-83	W
N22	Tennessee (2)	57-69	L
N23	BYU (2)	62-53	W
N24	Louisville (2)	67-82	L
N28	Santa Clara	76-86	L
D11	Michigan State (3)	53-78	L
D13	at Denver	56-52	W
D18	UC Davis	72-62	W
D22	Dartmouth	71-54	W
D23	Montana	84-66	W
D31	* at Washington State	51-60	L
J2	* at Washington	73-76	L
J6	* Arizona State	69-81	L
J8	* Arizona	87-76	W
J15	* at California	74-58	W
J20	* at UCLA	75-64	W
J22	* at USC	78-70	W
J27	* Oregon State	69-65	W
J29	* Oregon	88-69	W
F3	* at Arizona State	67-74	L
F5	* at Arizona	62-90	L

2005-06
Record: 16-14
Pac-10: 11-7 (T4th)
H: 11-3 A: 4-9 N: 1-2
Coach: Trent Johnson
Starters:
 F – Dan Grunfeld (12.0 ppg, 4.8 rpg)
 F – Taj Finger (4.8 ppg, 3.3 rpg)
 C – Matt Haryasz (16.2 ppg, 8.7 rpg)
 G – Chris Hernandez (14.0 ppg, 2.2 rpg, 3.3 apg)
 G – Mitch Johnson (3.4 ppg, 2.0 rpg, 3.3 apg)
Notes: Stanford made its first NIT appearance since 1993-94 and fifth overall (1987-88, 1989-90, 1990-91, 1993-94, 2005-06).

N19	UC Irvine	63-79	L
N23	San Francisco	71-56	W
N28	Cal Poly	82-58	W
D2	at Montana	69-88	L
D4	at UC Davis	58-64	L
D17	Virginia Tech (1)	52-59	W
D19	Denver (1)	71-49	W
D21	Princeton (2)	58-34	W
D29	* at UCLA	54-71	L
D31	* at USC	71-82	L
J5	* Oregon State	80-66	W
J7	* Oregon	64-62	W
J13	* California	75-61	W
J19	* at Arizona	81-90 (OT)	L
J21	* at Arizona State	70-64	W
J26	* Washington State	69-59	W
J29	* Washington	76-67 (OT)	W
F2	* at Oregon	57-56	W
F4	* at Oregon State	71-64	W
F9	* at California	62-65	L
F11	* at Gonzaga	76-80	L
F16	* Arizona State	82-69	W
F19	* Arizona	72-76	L
F23	* at Washington	57-75	L
F25	* at Washington State	39-37	W
M2	* USC	58-56	W
M4	* UCLA	54-75	L
M9	Arizona (3)	68-73	L
M14	Virginia (4)	65-49	W
M17	at Missouri State (4)	67-76	L

(1) Las Vegas Shootout at Las Vegas, NV
 (2) Pete Newell Challenge at Oakland, CA
 (3) Pac-10 Tournament at Los Angeles, CA
 (4) NIT at campus sites

2006-07
Record: 18-13
Pac-10: 10-8 (6th)
H: 12-5 A: 5-6 N: 1-2
Coach: Trent Johnson
Starters:
 F – Lawrence Hill (15.7 ppg, 6.0 rpg)
 F – Brook Lopez (12.6 ppg, 6.0 rpg)
 F – Fred Washington (8.2 ppg, 5.2 rpg)
 C – Robin Lopez (7.5 ppg, 5.5 rpg)
 G – Anthony Goods (12.8 ppg, 3.2 rpg)
Notes: Stanford earned a No. 11 seed in the NCAA Tournament.

N11	Siena	92-72	W
N14	San Jose State (1)	73-52	W
N15	Air Force (1)	45-79	L
N17	Northwestern	58-53	W
N25	Denver	82-39	W
N28	UC Davis	84-72	W
D3	Texas Tech (2)	70-59	W
D16	Santa Clara	46-62	L
D19	at Fresno State	69-67	W
D28	* at Arizona State	71-60	W
D30	* at Arizona	75-89	L
J3	* California	63-67	L
J7	at Virginia	76-75	W
J11	* Washington	78-77	W
J13	* Washington State	71-68 (OT)	W
J18	* at Oregon	59-66	L
J20	* at Oregon State	67-56	W
J25	* USC	65-50	W
J28	* UCLA	75-68	W

F12	* California	71-56	W
F17	* USC	71-62	W
F20	* UCLA	78-65	W
F24	* at Oregon State	83-84	L
F26	* at Oregon	58-56	W
M3	* Washington State	48-59	L
M5	* Washington	77-67	W
M10	Washington State (4)	60-58	W
M11	Washington (4)	63-66	L
M18	Mississippi State (5)	70-93	L

(1) Pete Newell Challenge at Oakland, CA
 (2) EA Sports Maui Invitational at Maui, HI
 (3) Spartan Clash at Auburn Hills, MI
 (4) Pac-10 Tournament at Los Angeles, CA
 (5) NCAA Tournament at Charlotte, NC

2007-08
Record: 28-8
Pac-10: 13-5 (2nd)
H: 16-1 A: 8-5 N: 4-2
Coach: Trent Johnson
Starters:
 F – Brook Lopez (19.3 ppg, 8.2 rpg)
 F – Fred Washington (4.4 ppg, 4.1 rpg)
 C – Robin Lopez (10.2 ppg, 5.7 rpg)
 G – Anthony Goods (10.0 ppg, 2.1 rpg)
 G – Mitch Johnson (6.7 ppg, 5.2 apg)
Notes: Stanford's 28 victories ranked third-best in school history ... The Cardinal made its 16th appearance in the NCAA Tournament and advanced to the Sweet 16 for the first time since an Elite Eight showing in 2001 ... picked to finish fifth in the conference preseason media poll, Stanford finished the regular season in second place at 13-5 ... Brook Lopez was named a third team All-American by the *Associated Press* ... Stanford was ranked as high as No. 7 in both national polls ... 17 of the team's 28 victories came by double-digits ... Stanford's 16 home victories were a program record ... the Cardinal allowed just 61.6 points per game, ranking third in the nation in defense.

N9	Harvard (1)	111-56	W
N10	Northwestern State (1)	97-58	W
N11	UC Santa Barbara (1)	67-48	W
N15	at Northwestern	71-60	W
N17	at Siena	67-79	L
N20	Yale	72-61	W
N24	Colorado State	73-53	W
N27	Sacramento State	84-58	W
D2	at Colorado	67-43	W
D19	Santa Clara	74-48	W
D22	at Texas Tech (2)	62-61	W
D29	Fresno State	55-48	W
J3	* No. 5/5 UCLA	67-76	L
J5	* No. 22/- USC	52-46	W
J10	* at Oregon State	66-46	W
J13	* at Oregon	66-71	L
J17	* Arizona	66-52	W
J19	* No. 22/25 Arizona State	67-52	W
J26	* at California	82-77	W
J31	* at Washington	65-51	W
F2	* at No. 9/9 Washington St	67-65 (OT)	W
F7	* Oregon	72-43	W
F9	* Oregon State	71-56	W
F14	* at Arizona State	68-72 (OT)	L
F16	* at Arizona	67-66	W
F24	* California	79-69	W
F28	* Washington	62-79	W
M1	* No. 22/22 Washington State	60-53	W
M6	* at No. 3/2 UCLA	67-77 (OT)	L
M8	* at USC	64-77	L
M13	Arizona (3)	75-64	W
M14	No. 21/21 Washington St (3)	75-68	W
M15	No. 3/2 UCLA (3)	64-67	L
M20	Cornell (4)	77-53	W
M22	No. 25/25 Marquette (4)	82-81 (OT)	W
M28	No. 7/7 Texas (5)	62-82	L

(1) Basketball Travelers Classic at Stanford, CA
 (2) at Dallas, TX
 (3) Pac-10 Tournament at Los Angeles, CA
 (4) NCAA Tournament at Anaheim, CA
 (5) NCAA Tournament at Houston, TX

J31	Gonzaga	86-90 (2OT)	L
F3	* at California	90-71	W
F8	* at Washington State	45-58	L
F11	* at Washington	52-64	L
F15	* Oregon State	70-55	W
F17	* Oregon	88-69	W
F22	* at USC	65-69	L
F24	* at UCLA	61-75	L
M1	* Arizona State	63-53	W
M3	* Arizona	80-85 (OT)	L
M8	USC (3)	79-83 (OT)	L
M15	Louisville (4)	58-78	L

Home of Champions



A Look Back: Stanford Sensational In 2007-08

Stanford's 82-81 overtime thriller over Marquette will no doubt go down as one of the most memorable postseason victories in school history. On the brink of its first Sweet 16 appearance since 2001, the Cardinal rallied from a six-point second-half deficit with six minutes remaining and used an improbable Brook Lopez baseline leaner with 1.3 seconds left in overtime to secure an exhausting win. Lopez established a single-game, postseason school record with 30 points- the final bucket coming on Mitch Johnson's career-high and school-record 16th assist. Lopez scored eight of Stanford's 11 points in overtime.





Stanford University at a Glance

On October 1, 1891, the 465 new students who were on hand for opening day ceremonies at Leland Stanford Junior University greeted Leland and Jane Stanford enthusiastically, with a chant they had made up and rehearsed only that morning. Wah-hoo! Wah-hoo! L-S-J-U! Stanford! Its wild and spirited tone symbolized the excitement of this bold adventure. As a pioneer faculty member recalled, "Hope was in every heart, and the presiding spirit of freedom prompted us to dare greatly."



For the Stanford's on that day, the university was the realization of a dream and a fitting tribute to the memory of their only son, who had died of typhoid fever weeks before his sixteenth birthday. Far from the nation's center of culture and unencumbered by tradition or ivy, the new university drew students from all over the country: many from California; some who followed professors hired from other colleges and universities; and some simply seeking adventure in the West. Though there were many difficulties during the first months – housing was inadequate, microscopes and books were late in arriving from the East – the first year foretold of greatness. As Jane Stanford wrote in the summer of 1892, "Even our fondest hopes have been realized."

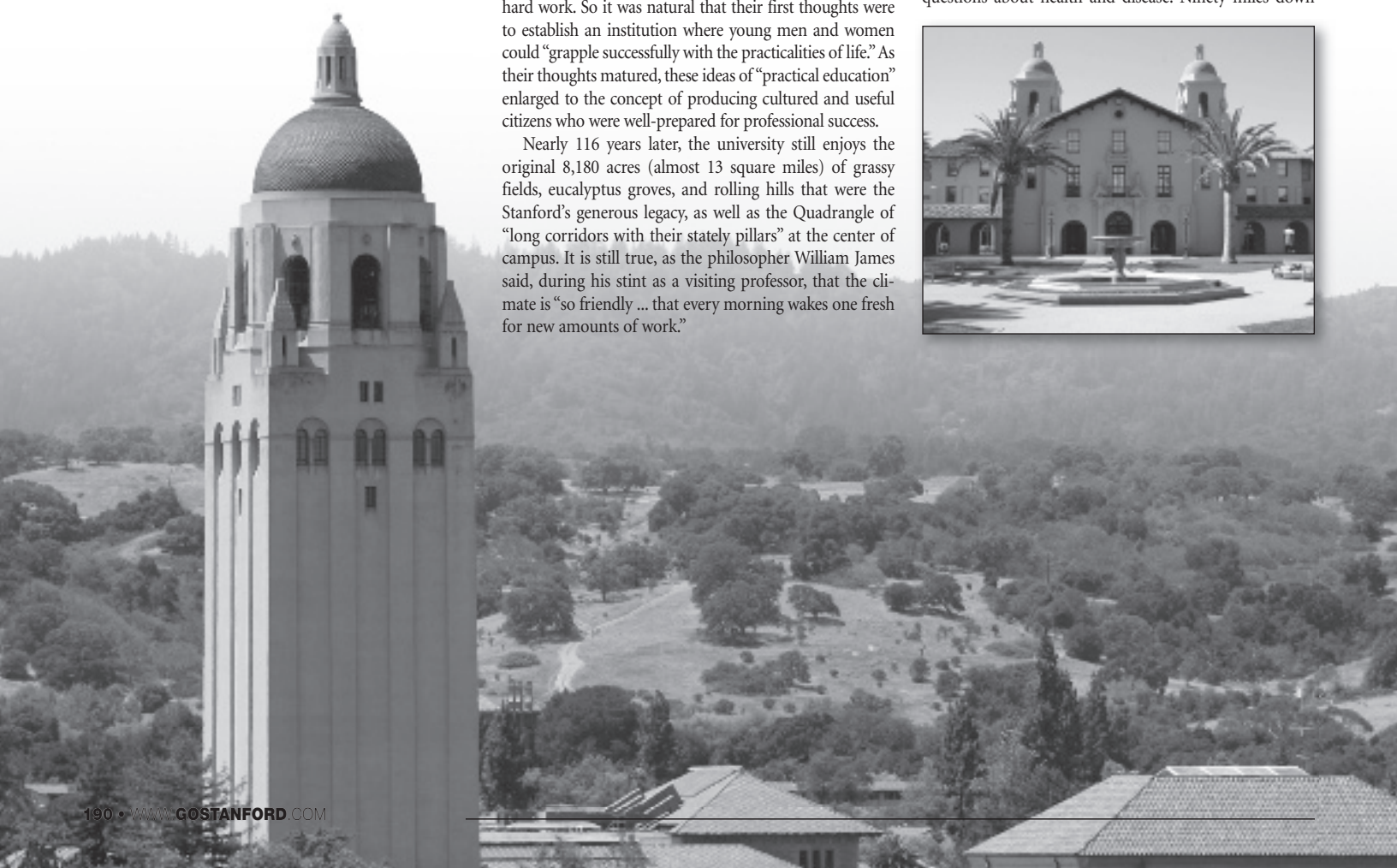
Ideas of "Practical Education"

Governor and Mrs. Stanford had come from families of modest means and had built their way up through a life of hard work. So it was natural that their first thoughts were to establish an institution where young men and women could "grapple successfully with the practicalities of life." As their thoughts matured, these ideas of "practical education" enlarged to the concept of producing cultured and useful citizens who were well-prepared for professional success.

Nearly 116 years later, the university still enjoys the original 8,180 acres (almost 13 square miles) of grassy fields, eucalyptus groves, and rolling hills that were the Stanford's generous legacy, as well as the Quadrangle of "long corridors with their stately pillars" at the center of campus. It is still true, as the philosopher William James said, during his stint as a visiting professor, that the climate is "so friendly ... that every morning wakes one fresh for new amounts of work."

Current Perspectives

In other ways, the university has changed tremendously on its way to recognition as one of the world's great universities. At the hub of a vital and diverse Bay Area, Stanford is less than hour's drive south of San Francisco and just a few minutes north of the Silicon Valley, an area dotted with computer and high technology firms largely spawned by the university's faculty and graduates. On campus, students and faculty enjoy new libraries, modern laboratories, tremendous sports and recreation facilities, and comfortable residences. Contemporary sculpture, as well as pieces from the Stanford Museum's extensive collection of sculpture by Auguste Rodin, is placed throughout the campus, providing unexpected pleasures at many turns. At the Stanford Medical Center, world-renowned for its research, teaching, and patient care, scientists and physicians are searching for answers to fundamental questions about health and disease. Ninety miles down



the coast, at Stanford's Hopkins Marine Station on the Monterey Bay, scientists are working to better understand the mechanisms of evolution, human development, and ecological systems.

The university is organized into seven schools: Earth Sciences, Education, Engineering, the Graduate School of Business, Humanities and Sciences, Law and Medicine. In addition, there are more than 30 interdisciplinary centers, programs, and research laboratories – including the Hoover Institution on War, Revolution and Peace; the Institute for International Studies; the Stanford Linear Accelerator Center; and the Stanford Center for the Study of Families, Children and Youth – where faculty from a wide range of fields bring different perspectives to bear on issues and problems. Stanford's Overseas Studies Program offers students in all fields remarkable opportunities for study abroad, with campuses in Australia, Beijing, Berlin, Cape Town, Florence, Kyoto, Madrid, Moscow, Oxford, Paris, and Santiago.



Stanford People

By any measure, Stanford's faculty – which numbers just over 1,800 – is one of the most distinguished in the nation. As of the June of 2007, the faculty included 18 Nobel Laureates, four Pulitzer Prize winners, 24 MacArthur Fellows, 21 recipients of the National Medal of Science, three National Medley of Technology recipients, 228 members of the National Academy of Arts and Sciences, 135 members of the National Academy of Sciences, 83 National Academy of Engineering members, 29 members of the National Academy of Education, seven Wolf Foundation Prize winners, seven winners of the Koret Foundation Prize and three Presidential Medal of Freedom winners. Yet beyond their array of honors, what truly distinguishes Stanford faculty is their commitment to sharing knowledge with their students. The great majority of professors teach undergraduates both in introductory lecture classes and in small advanced seminars.

Currently 14881 students, of which 6689 are undergraduates, live and study on campus. A little more than 40 percent come from California, but all 50 states and approximately 68 countries are represented as well. Among undergraduates, approximately 55 percent are African American, Asian American, International, Mexican American, Native American, Native Hawaiian or Other Hispanic in ethnicity. Like the faculty, the Stanford student body is distinguished.



Approximately 10 students apply to Stanford for every place in the freshman class with 89% of those admitted finishing in the top 10% of their high school class. Ninety-four Stanford students have been named Rhodes Scholars, 74 have been selected Marshall Award winners, and 49 have been chosen Truman Scholars. Nearly 90 percent of graduating seniors plan to attend graduate or professional schools. Stanford students also shine in a tremendous array of activities outside the classroom – from student government to music, theater, and journalism. Through the Haas Center for Public Service, students participate in many community service activities, such as tutoring programs for children in nearby East Palo Alto, the Hunger Project, and the Arbor Free Clinic.

In the athletic arena, Stanford students have enjoyed tremendous success as well. Stanford fields teams in 36 Division I varsity sports (15 men, 20 women, 1 co-ed). Of Stanford's 95 NCAA titles (107 national), 55 have been captured since 1990, by far the most in the nation. Thirty-eight of Stanford's athletes and coaches participated in the 1992 Olympics in



U.S. News and World Report 2009 Top 10 Rankings of National Universities

1. Harvard
2. Princeton
3. Yale
4. **STANFORD**
Massachusetts Institute of Technology
6. Cal Tech
Pennsylvania
8. Columbia
Duke
University of Chicago

Barcelona, 49 competed in Atlanta at the 1996 Games, 34 represented Stanford at the 2000 Games in Sydney, and 43 Stanford associates competed at the 2004 Games in Athens. Intramural and club sports are also popular; over 1,000 students take part in the club sports program, while participation in the intramural program has reached 9,000, with many students active in more than one sport.

Looking Ahead

In her address to the Board of Trustees, in 1904, Jane Stanford said, “. . . Let us not be afraid to outgrow old thoughts and ways, and dare to think on new lines as to the future of the work under our care.”

Her thoughts echo in the words of former Stanford President Gerhard Casper, who has said, “The true university must reinvent itself every day . . . At Stanford, these are days of such reconsideration and fresh support for our fundamental tasks – teaching, learning, and research.”





John HENNESSY



John L. Hennessy joined Stanford's faculty in 1977 as an assistant professor of electrical engineering. He rose through the academic ranks to full professorship in 1986 and was the inaugural Willard R. and Inez Kerr Bell Professor of Electrical Engineering and Computer Science from 1987 to 2004.

From 1983 to 1993, Dr. Hennessy was director of the Computer Systems Laboratory, a research and teaching center operated by the Departments of Electrical Engineering and Computer Science that fosters research in computer systems design. He served as chair of computer science from 1994 to 1996 and, in 1996, was named dean of the School of Engineering. As dean, he launched a five-year plan that laid the groundwork for new activities in bioengineering and biomedical engineering. In 1999, he was named provost, the university's chief academic and financial officer. As provost, he continued his efforts to foster interdisciplinary activities in the biosciences and bioengineering and oversaw improvements in faculty and staff compensation. In October 2000, he was inaugurated as Stanford University's 10th president. In 2005, he became the inaugural holder of the Bing Presidential Professorship.

A pioneer in computer architecture, in 1981 Dr. Hennessy drew together researchers to focus on a computer architecture known as RISC (Reduced Instruction Set Computer), a technology that has revolutionized the computer industry by increasing performance while reducing costs. In addition to his role in the basic research, Dr. Hennessy helped transfer this technology to industry. In 1984, he cofounded MIPS Computer Systems, now MIPS Technologies, which designs microprocessors. In recent years, his research has focused on the architecture of high-performance computers.

Dr. Hennessy is a recipient of the 2000 IEEE John von Neumann Medal, the 2000 ASEE Benjamin Garver Lamme Award, the 2001 ACM Eckert-Mauchly Award, the 2001 Seymour Cray Computer Engineering Award, a 2004 NEC C&C Prize for lifetime achievement in computer science and engineering and a 2005 Founders Award from the American Academy of Arts and Sciences. He is a member of the National Academy of Engineering and the National Academy of Sciences, and he is a fellow of the American Academy of Arts and Sciences, the Association for Computing Machinery, and the Institute of Electrical and Electronics Engineers.

He has lectured and published widely and is the co-author of two internationally used undergraduate and graduate textbooks on computer architecture design. Dr. Hennessy earned his bachelor's degree in electrical engineering from Villanova University and his master's and doctoral degrees in computer science from the State University of New York at Stony Brook.



John ETCHEMENDY



John Etchemendy was named Stanford's Provost on September 1, 2000. He has been a faculty member in the Department of Philosophy since 1983 after receiving his doctorate at Stanford in 1982. He is also a faculty member of the Symbolic Systems Program and a senior researcher at the Center for the Study of Language and Information.

Etchemendy, whose research interests include logic, semantics and the philosophy of language, has challenged orthodox views on the central notions of truth, logical consequence and logical truth. His recent work has focused on the role of diagrams and other nonlinguistic forms of representation in reasoning. His latest books are *Language, Proof and Logic* (1999) and *Hyperproof* (1994), both written with the late Jon Barwise. He and Barwise also developed the academic software "Turing's World" and "Tarski's World," as well as the "Hyperproof" software that allows computers to support the human reasoning process.

An exceptionally popular teacher, Etchemendy won the Bing Teaching Award in 1992, the first year it was presented. He was cited for "the most extraordinarily positive testimony from students."

Etchemendy served as senior associate dean in the School of Humanities and Sciences from 1993 to 1997. He was director of the Center for the Study of Language and Information prior to that. He was deputy chair of the search committee that nominated John Hennessy to be Stanford's 10th president. He also chaired the Commission on Technology in Teaching and Learning that President Gerhard Casper established to explore ways to enhance traditional teaching methods through technology. Etchemendy served on the advisory board of the Academic Council in 1998-99, and has been a freshman adviser.

Etchemendy was born in Reno, Nev., and earned his bachelor's and master's degrees at the University of Nevada, Reno. He was a lecturer at Princeton University from 1981 to 1982 and an assistant professor there from 1982 to 1983.

He is a member of the American Philosophical Association, on the governing council of the Association for Symbolic Logic, an editor of the *Journal of Symbolic Logic*, and on the editorial boards of *Synthese* and *Philosophia Mathematica*.



Ellen MARKMAN



Ellen M. Markman, the Lewis M. Terman Professor of Psychology, serves as Stanford's faculty athletic representative.

After receiving her Ph.D. from the University of Pennsylvania in 1973, she was on the faculty at the University of Illinois before joining the Stanford faculty in 1975. Professor Markman was chair of the Department of Psychology from 1994-1997 and served as Cognizant Dean for the Social Sciences from 1998-2000. In 2003 she was elected to the American Academy of Arts and Sciences and in 2004 she was awarded the American Psychological Association's Mentoring Award.

Professor Markman's research has covered a range of issues in cognitive development including work on comprehension monitoring, logical reasoning and early theory of mind development. Much of her work has addressed questions of the relationship between language and thought in children focusing on categorization, inductive reasoning, and word learning. One current research project aims to lay the groundwork for a preschool curriculum on nutrition.

Stanford Administration

President

John Hennessy

Provost

John Etchemendy

Vice President for Public Affairs

David Demarest

Vice President for Business Affairs and Chief Financial Officer

Randall S. Livingston

Vice President for Land, Buildings and Real Estate

Robert Reidy

Vice President for Development

Martin Shell

Vice President for Alumni Affairs and President, Stanford Alumni Association

Howard Wolf

Vice President and General Counsel

Debra Zumwalt





Bob BOWLSBY

THE JAQUISH & KENNINGER DIRECTOR OF ATHLETICS

One of the most respected and admired athletic administrators in the nation, Bob Bowsby enters his third full year as the Jaquish & Kenninger Director of Athletics at Stanford University, a position he was appointed to on April 25, 2006 after spending 15 years at the helm of the University of Iowa's athletic program. In his initial two years in the position, Stanford has continued its well-earned reputation of fielding the most successful and wide-ranging Division I-A athletic programs in the nation.

As Stanford's sixth athletic director, Bowsby succeeds Ted Leland (1991-2005), Andy Geiger (1979-90), Joe Ruetz (1972-78), Chuck Taylor (1963-71) and Al Masters (1925-63). Bowsby directs a department that includes 35 intercollegiate varsity teams – 15 men's, 19 women's and one coed – plus the physical education department, intramurals, club sports, open recreation and the Stanford Golf Course. The department has an annual budget of approximately \$75 million and a staff of over 225.

"Bob Bowsby represents the best professional and personal values when it comes to student-athletes," said Stanford University Provost John Etchemendy. "He understands that the success of an athletics program is not simply measured in wins and losses, but in the academic achievements and character of the young women and men who work so hard on the field and in the classroom."

Under his administrative guidance, Stanford claimed its unprecedented 14th straight U.S. Sports Academy Directors' Cup last year, emblematic of the top overall program in the country. Sixteen Stanford teams boasted Top 10 finishes, winning national championships in women's cross country and synchronized swimming. In addition, the women's volleyball, women's basketball and men's golf teams enjoyed runner-up NCAA Tournament finishes in their respective sports, while the men's basketball team advanced to the Sweet 16 of the NCAA Tournament. Eight Stanford teams claimed conference championships.

Stanford's student-athletes were also highly-decorated last season. Two players – Foluke Akinradewo (women's volleyball) and Candice Wiggins (women's basketball) – earned national player of the year honors while nine student-athletes earned conference player of the year marks. In addition, three student-athletes – Hilary Barte

(women's tennis), Alex Clayton (men's tennis) and Alix Klineman (women's volleyball) – earned national freshman of the year accolades.

Stanford student-athletes continue to excel in the classroom, as 14 Cardinal student-athletes earned academic All-America status during the 2007-08 season. Six Stanford student-athletes – Neftalem Araia (cross country), Russell Brown (track and field), Rachel Buehler (women's soccer), Tanner Gardner (wrestling), Rob Grube (men's golf) and Arianna Lambie (women's cross country) – were named Pac-10 Scholar Athletes of the Year.

Ten Stanford student-athletes – Araia, Buehler, Dylan Carney (men's gymnastics), Michael Garcia (men's track and field), Gardner, Sandy Hohener (men's water polo), Graeme Hoste (men's track and field), Josh Hustedt (track and field), Lambie and Laura Shane (lacrosse) – were named NCAA Postgraduate Scholars. In addition, Carney was the recipient of the Walter Byers Postgraduate Scholarship, the highest academic honor in intercollegiate athletics.

Bowsby continues to leave his mark in Stanford's coaching circles. Under first-year head coach Jim Harbaugh, the Stanford football team was on one of the most improved squads in the Pac-10 Conference last season, as evident of wins over top-ranked (*USA Today*) USC and defending Pac-10 Conference co-champion Cal. Last spring, Bowsby ushered in a new era of Stanford basketball with the hiring of head coach Johnny Dawkins.

Throughout his career, Bowsby has emerged as a national leader in intercollegiate and amateur athletics. He was named in February, 2007, to the United States Olympic Committee Board of Directors.

He has previously served as President of the NCAA Division I-A Athletic Directors' Association (2002-03), Chair of the NCAA Division I Men's Basketball Committee for two years (2003-05) and a committee member for five years, Chair of the Big Ten Administrator's Council (2002-04) and Chair of the NCAA Management Council.

Bowsby was appointed by President George Bush as a member of the Commission on Opportunities in Athletics in 2002-03. The committee was led by U.S. Secretary of Education Rod Paige.

Bowsby was elected chair of the NCAA Olympic Sports Liaison Committee and represented the NCAA as one of two voting members on the United States Olympic Committee Board of Directors. He served as a member of the NCAA/U.S. Olympic Committee Task Force chaired by Cedric Dempsey and George Steinbrenner.

In addition, Bowsby served as chair of the NCAA Wrestling Committee and has served on NCAA com-

mittees on Financial Aid and Amateurism, the Special Committee to Review Amateurism Issues and the Special Committee to Review Financial Conditions in Athletics.

Bowsby has also served as an Executive Committee member with both the National Association of Collegiate Directors of Athletics and the Division I-A Athletic Directors Association and served as President of the I-A organization for two years.

The National Association of Collegiate Directors of Athletics (NACDA) named Bowsby in 2001-02 as Central Region Athletic Director of the Year and *Sports Business Journal* selected him from the four regional award winners as the National Athletics Director of the Year. The award highlights the efforts of the athletic directors for their commitment and positive contributions to campuses and their surrounding communities.

As the chief administrator for Iowa's athletic department from 1991-2006, Bowsby earned a reputation as one of the most admired, energetic and ambitious athletic administrators in the nation. Bowsby guided and supervised the merger of the Hawkeye's women's and men's athletics departments while enabling Iowa to maintain its standing as one of the most visible and successful Division I athletic programs.

Under his leadership, Iowa enjoyed unprecedented success and growth in the area of fund raising and facilities. Bowsby and the UI Development staff put in place \$25 million in endowments to help support Hawkeye student-athlete scholarship aid. In addition, he managed the planning and construction of \$120 million in facility projects on campus, including an \$87 million renovation to Kinnick Stadium.

A native of Waterloo, Iowa, Bowsby became Iowa's 10th Athletic Director in June, 1991, after serving in the same role at the University of Northern Iowa since 1984. Bowsby earned his bachelor's degree from Moorhead State University (Minnesota) in 1975 and his master's degree from the University of Iowa in 1978. He and his wife, Candice, have four children: Lisa, Matt, Rachel and Kyle.

Stanford Athletic Directors

Al Masters	1925-63
Chuck Taylor	1963-71
Joe Ruetz	1972-78
Andy Geiger	1979-90
Ted Leland	1991-2005
Bob Bowsby	2006-Present





Bob Bowlsby
The Jaquish & Kenning
Director of Athletics



Ray Purpur
Deputy Director of Athletics,
Physical Education and
Recreation



Ron Coverson
Assistant Athletic Director,
Director of Human Resources



Beth Goode
Senior Associate Athletic
Director, Intercollegiate
Services/SWA



Chris Hutchins
Senior Associate Athletic
Director, External Relations



Earl Koberlein
Senior Associate Athletic
Director, Intercollegiate Sports



Darrin Nelson
Senior Associate Athletic
Director, Program Services



Jeff Shilling
Senior Associate Athletic
Director, Development



Eric Stein
Senior Associate Athletic
Director, Physical Education,
Recreation and Wellness



Brian Talbott
Assistant Athletic Director,
Accounting and Finance




Stanford Athletics Directory

Arrillaga Family Sports Center
641 E. Campus Drive
Stanford, CA 94305-6150

Athletic Department Main Line: (650) 723-4591
Fax: 725-8642
Website: www.gostanford.com

Bob Bowlsby, Athletic Director	723-4596
Ray Purpur, Deputy Director DAPER	723-1820
Ron Coverson, Assistant A.D. – Human Resources	724-2903
Beth Goode, Senior Assoc. A.D. – Intercollegiate Services/SWA	725-2571
Chris Hutchins, Senior Assoc. A.D. – External Relations	725-6366
Earl Koberlein, Senior Assoc. A.D. – Intercollegiate Sports	725-0781
Darrin Nelson, Senior Assoc. A.D. – Program Services	725-8150
Jeff Shilling, Senior Assoc. A.D. – Development	736-8389
Brian Talbott, Assistant A.D. – Accounting and Finance ...	723-8113
Scott Alexander, Assoc. Director of Development/ Major Gifts	723-3076
Scott Anderson, Head Athletic Trainer	498-6451
Megan Boone, Assistant A.D. – Compliance Services	723-6150
Skip Braatz, Assistant A.D. - Facilities	725-2972
Susan Burk, Assistant A.D. – Student Services	723-1041
Darcie Bransford, Assoc. Director of Development/ Major Gifts	723-1004
Bob Carruesco, Assistant A.D., Marketing	725-7594
Jenny Claypool, Director of Championships	725-7244
Ron Forbes, Director of Strength and Conditioning	723-9101
David Gonzales, Director of Photography	725-8572
Cheryl Hammitt, Director of Ticket Operations	723-1021
Gary Hazelitt, Head Equipment Manager	723-1158
David Hubbard, General Manager of Cardinal Sports LLC ..	725-0787
Moira Jamati, Director of Athletic Training and Rehabilitation	724-3302
Brandon Marcello, Director of Sports Performance	723-9101
Ellen Markman, Faculty Athletic Representative	725-2427
Dr. Gordon Matheson, Director of Sports Medicine	723-2258
Rich Muschell, Assistant A.D. of Ticket Sales	725-2364
John Nelson, Computer Resources Associate	725-4357
Carl Reed, Assistant A.D. – Facilities, Operations and Events	723-3576
Barbara Reich, Administrative Assistant to the Athletic Director	723-4596
Russell Scheil, Computer Resources Associate	725-4357
David Schinski, Assistant A.D. – Capital Planning	725-7947
Ken So, Webmaster	724-1002
Marie Vasquez, Director of External Relations/ Special Projects	724-3479
Jim Young, Senior Assistant A.D. – Media Relations	721-1989
Pacific-10 Conference	(925) 932-4411
1350 Treat Blvd., Suite 500 Walnut Creek, CA 94597	
Fax:	(925) 932-4601
Website:	www.pac-10.org

Stanford Head Coaches



Mark Marquess
Baseball



Johnny Dawkins
Men's Basketball



Tara VanDerveer
Women's Basketball



Jason Dunn
Cross Country



Dr. Rick Schavone
Men's & Women's
Diving



Lisa Milgram
Fencing



George Pogosov
Fencing



Lesley Irvine
Field Hockey



Jim Harbaugh
Football



Conrad Ray
Men's Golf



Caroline O'Connor
Women's Golf



Thom Glielmi
Men's Gymnastics



Kristen Smyth
Women's Gymnastics



Amy Bokker
Lacrosse



Craig Amerkhanian
Men's Rowing



Al Acosta
Women's Lightweight
Rowing



Yasmin Farooq
Women's Rowing



John Vandemoer
Sailing



Bret Simon
Men's Soccer



Paul Ratcliffe
Women's Soccer



John Rittman
Softball



Mark Talbott
Women's Squash



Skip Kenney
Men's Swimming



Heather Olson
Synchronized
Swimming



Lea Maurer
Women's Swimming



John Whitinger
Men's Tennis



Lele Forood
Women's Tennis



Edrick Floreal
Track & Field



John Kosty
Men's Volleyball



John Dunning
Women's Volleyball



John Vargas
Men's Water Polo



John Tanner
Women's Water Polo



Jason Borrelli
Wrestling



2008-09 OUTLOOK

COACHING STAFF

PLAYER PROFILES

OPPONENTS

2007-08 REVIEW

TRADITION

MAPLES PAVILION

HISTORY AND HONORS

RECORDS

HOME OF CHAMPIONS

Department of Athletics, Physical Education, and Recreation
Principles That Guide Us



We Will Teach

- By encouraging our student-athletes to capture all the joy, power and extraordinary personal growth that comes to those who compete and support athletic excellence.
- By hiring and retaining the best coaches and staff members available and arming them with the tools to achieve at the highest level.
- By fostering and nurturing a coaching, physical education and recreation staff that is committed to teaching with integrity & ambition and that performs in a manner which is consistent with the academic priorities of Stanford University.
- By recognizing the need to work as a team while valuing each individual's unique characteristics and abilities.
- By committing ourselves to the personal development and well being of our student-athletes and staff. Those who participate at all levels will learn the benefits of teamwork, discipline, goal setting, physical fitness, healthy lifestyles, character development, self confidence, sportsmanship, and an appreciation for lifelong learning.



We Will Lead

- By being the model of success, of universal opportunity, and of unwavering commitment to the ideal of the scholar-athlete.
- By operating with integrity as we follow the spirit and the letter of each rule. Integrity will be displayed in our policies, performances and programs.
- By continuing our long history of conference and national prominence through a commitment to cutting edge involvement in athletic issues.




We Will Win

- By maximizing our effort in every competition, on every team and in every setting where skill, determination and hard work combine to achieve singularly successful results.
- By having an uncompromising commitment to Conference and National championships and by providing each student-athlete with the tools necessary to be successful at the highest levels of both academic and athletic performance.
- By creating a commitment to a university-wide wellness culture that will allow Stanford students, faculty and

staff to maximize their health and fitness opportunities throughout their lives.

We Will Serve

- By respecting, honoring and responding to the needs of our student-athletes, coaches, colleagues, advocates and members of our larger community.
- By encouraging innovation and creativity. We will harness technology to extend our reach and to interface with our various internal and external constituencies.
- Through fiscal responsibility in all elements of departmental operations.
- By advancing outreach as a fundamental component of the department, we will strive to enhance the overall mission of the University through competitive excellence, effective outreach and an on-going commitment to customer service.
- By utilizing the department resources and physical facilities to serve the campus community, our alumni and our supporters throughout the world.
- By valuing our heritage, and in doing so we commit ourselves to championship caliber athletic achievement and the on-going enhancement of the traditions of



Department of Athletics, Physical Education, and Recreation

MISSION STATEMENT

From its founding in 1891, Stanford University's leaders have believed that physical activity is valuable for its own sake and that vigorous exercise is complementary to the educational purposes of the university. Within this context for human development, it is the mission of Stanford's Department of Athletics, Physical Education and Recreation to offer a wide range of high quality programs which will encourage and facilitate all participants to realize opportunities for championship athletic participation, physical fitness, health and well being.

Arrillaga Family Sports Center



The Arrillaga Family Sports Center is a state-of-the-art facility that helps give Stanford one of the finest athletic centers in the country.

Arrillaga Family Sports Center

The Arrillaga Family Sports Center, which opened in January of 1994, is the home of the Stanford Athletic Department. Funded by the gifts of 23 donors, the Arrillaga Family Sports Center is a state-of-the-art facility that helps give Stanford one of the finest sets of athletic facilities in the country. Included in the Arrillaga Family Sports Center are Athletic Department administrative and coaching staff offices, an indoor basketball practice court, the Sydney and Theodore Rosenberg Stanford Athletic Hall of Fame Room, the Harvey Bernhard Football Locker Room, a recreation locker room, a wrestling/martial arts room, a sports medicine center, a 16,000 square foot weight training facility, a dining room which is open to the public and used for student-athlete training table, a conference center and other ancillary facilities.



The Arrillaga Family Sports Center, opened in January of 1994, includes a 16,000 square foot weight training facility, wrestling room, locker facilities, a basketball court, dining room, training facilities, Hall of Fame room, meeting halls and Athletic Department offices.



Stanford's Athletic Hall of Fame Room includes numerous NCAA trophies and historical displays marking Stanford's great athletic heritage.

Visitors to the Athletic Hall of Fame will see a complete list of all Hall of Fame members, historical displays of Stanford's athletic teams and a trophy case which houses all of Stanford's NCAA championship trophies.

Named areas in the Sports Center include the John and Kathy Kissick Auditorium; the Howie Dallmar Basketball Court, given by Glenn and Pauline DeKraker; the Phillip H. and Penelope P. Knight Sports Medicine Center; the Forman Family Athletic Director's Suite; the Weintz Wrestling and Martial Arts Room; and the Sydney and Theodore Rosenberg Stanford Athletic Hall of Fame Room.

The Arrillaga Center for Sports and Recreation

The 75,000 square foot Arrillaga Center for Sports and Recreation is a recreation facility for students, faculty and staff. It includes an 11,000 square foot fitness room with weight machines and cardio equipment; the Erickson Family Courts (three full length basketball courts); the Whiting Family Climbing Wall; seven squash courts, including one glass competition court; the Fencing Center, which is home to Stanford's Fencing team; and a 3,600 square foot studio used for yoga, Tae Kwan Do, wrestling and other activities. Also located in the building for use by Stanford's varsity intercollegiate student-athletes are the Lacob Family Sports Medicine and Human Performance Center as well as the Rosenberg Academic Resource Center.



The Arrillaga Center for Sports and Recreation, which opened in 2006, provides numerous facilities for intercollegiate and recreational sports.

U.S. Sports Academy Directors' Cup



U.S. Sports Academy Directors' Cup 2007-08 Final Standings

1. STANFORD	1461.00	14. North Carolina	978.50
2. UCLA	1182.00	15. Florida State	971.50
3. Michigan	1154.50	16. Tennessee	953.75
4. Arizona State	1148.00	17. Virginia	869.00
5. Texas	1129.50	18. Wisconsin	830.50
6. Florida	1126.75	19. Duke	821.00
7. California	1120.00	20. Auburn	761.50
8. Louisiana State	1085.00	21. Notre Dame	760.50
9. Penn State	1041.00	22. Washington	745.25
10. Georgia	1040.00	23. Oklahoma	714.00
11. Ohio State	1034.75	24. Arkansas	697.00
12. Texas A&M	1031.00	25. Alabama	683.00
13. USC	1011.25		

Stanford captured its unprecedented 14th consecutive U.S. Sports Academy Directors' Cup last year, finishing with a total of 1461 points after placing in 21 postseason championships and earning points in the maximum 10 women's sports and nine men's sports. Stanford boasted an impressive 12 top-five finishes, winning a national championship in women's cross country, placing second in women's volleyball, women's basketball, men's gymnastics and men's golf, third in men's and women's swimming, women's gymnastics, women's water polo and fifth in women's indoor track and field and women's tennis. Stanford also finished seventh in men's indoor track, eighth in fencing, ninth in women's soccer, softball and men's basketball, 17th in men's tennis and 19th in men's cross country and wrestling.



Fall

Stanford finished fall competition with 315 points, good for third place in the Division I Sports Academy Directors' Cup standings behind California (370) and USC (343). The Cardinal scored points in five of nine fall sports, led by a strong showing by the women's cross country team, which captured its third straight NCAA championship. The women's volleyball team made another appearance in the NCAA title match, while the women's field hockey (9th), women's soccer (NCAA third round) and men's cross country teams (19th NAAs) all enjoyed strong fall showings.



Winter

Stanford took control of the Directors' Cup standings with a strong showing in the winter, as 10 Cardinal teams accounted for 767 points. Stanford women's basketball team advanced to the championship game of the NCAA Tournament while the Cardinal men's and women's gymnastics team finished second and third, respectively, at the NCAA Championships. Stanford finished third in men's and women's swimming, fifth in women's indoor track and field, seventh in men's indoor track and field, eighth in fencing, ninth in men's basketball and 19th in wrestling.



Spring

Stanford teams followed up their strong winter performances with an impressive spring, netting 468.00 points. The Stanford women's water polo team placed third at the NCAA Championships while the men's golf team and women's tennis team finished second and fifth, respectively, at their NCAA Championship events. Stanford also placed ninth in women's track and field, 17th in men's tennis and 25th in women's golf.



Directors' Cup Overview

The Sports Academy Directors' Cup was developed as a joint effort between the National Collegiate Association of Collegiate Directors of Athletics (NACDA) and the *USA Today* in 1993-94 in an effort to honor universities that strive for success in all of their sports programs. The program was expanded in 1995-96 to include Division II, III and the NAIA. Each institution is awarded points based on an institutions finish in 20 sports – 10 each for men and women.

Stanford's Champions

NCAA championships are commonplace at Stanford University, as Cardinal teams have won national titles at an unprecedented rate, including a national-best 79 since 1980 and 56 since 1990. Stanford has won at least one NCAA championship for 32 consecutive years and has won four national titles in a single season nine times.

Nine different Stanford teams have won at least five national titles, including men's tennis (18), women's tennis (16), men's water polo (11), women's swimming and diving (9), men's swimming and diving (8), men's golf (8), women's volleyball (6), synchronized swimming (6) and women's cross country (5). A total of 19 Stanford teams have won at least one national championship.

Stanford teams have won a total of 109 national championships. In NCAA competition, Cardinal teams have won 95 team titles, including 58 men's championships and an NCAA-best 37 women's titles.

Stanford Championship Facts

Total National Championships:	109
Total NCAA Championships:	95
Men's:	58
Women's:	37
Other National Championships:	14

* As of 7/1/08

Titles By Sport

* AIAW + Helms ^ ICFYA † Rissman
• Unofficial title # U.S. Collegiate
Note: NCAA titles unless otherwise noted

Baseball 2

- 1987 Mark Marquess
- 1988 Mark Marquess

Men's Basketball 3

- 1937 John W. Bunn+
- 1938 John W. Bunn+
- 1942 Everett Dean

Women's Basketball 2

- 1990 Tara VanDerveer
- 1992 Tara VanDerveer

Men's Cross Country 4

- 1996 Vin Lananna
- 1997 Vin Lananna
- 2002 Vin Lananna
- 2003 Andy Gerard

Women's Cross Country ... 5

- 1996 Vin Lananna
- 2003 Dena Evans
- 2005 Peter Tegen
- 2006 Peter Tegen
- 2007 Peter Tegen

Football 1

- 1926 Glenn "Pop" Warner!

Men's Golf 8

- 1938 Eddie Twigg
- 1939 Eddie Twigg
- 1941 Eddie Twigg
- 1942 Eddie Twigg
- 1946 Eddie Twigg
- 1953 Eddie Twigg
- 1994 Wally Goodwin
- 2007 Conrad Ray

Men's Gymnastics 3

- 1992 Sadao Hamada
- 1993 Sadao Hamada
- 1995 Sadao Hamada

Co-ed Sailing 1

- 1997^ Steve Bourdow

Men's Swimming & Diving 8

- 1967 Jim Gaughran
- 1985 Skip Kenney
- 1986 Skip Kenney
- 1987 Skip Kenney
- 1992 Skip Kenney
- 1993 Skip Kenney
- 1994 Skip Kenney
- 1998 Skip Kenney

Synchronized Swimming ... 6

- 1998# Vickey Weir
- 1999# Gail Emory
- 2005# Heather Olson
- 2006# Heather Olson
- 2007# Heather Olson
- 2008# Heather Olson

Women's Swimming & Diving 9

- 1980* Claudia Kolb Thomas
- 1983 George Haines
- 1989 Richard Quick
- 1992 Richard Quick
- 1993 Richard Quick
- 1994 Richard Quick
- 1995 Richard Quick
- 1996 Richard Quick
- 1998 Richard Quick

Men's Tennis 18

- 1942• John Lamb
- 1973 Dick Gould
- 1974 Dick Gould
- 1977 Dick Gould
- 1978 Dick Gould
- 1980 Dick Gould
- 1981 Dick Gould
- 1983 Dick Gould
- 1986 Dick Gould
- 1988 Dick Gould
- 1989 Dick Gould
- 1990 Dick Gould
- 1992 Dick Gould
- 1995 Dick Gould
- 1996 Dick Gould
- 1997 Dick Gould
- 1998 Dick Gould
- 2000 Dick Gould

Women's Tennis 16

- 1978* Anne Gould
- 1982 Frank Brennan
- 1984 Frank Brennan
- 1986 Frank Brennan
- 1987 Frank Brennan
- 1988 Frank Brennan
- 1989 Frank Brennan
- 1990 Frank Brennan
- 1991 Frank Brennan
- 1997 Frank Brennan
- 1999 Frank Brennan



Stanford has won three straight NCAA women's cross country championships.



Stanford captured the 2007 NCAA men's golf championship.



Stanford's women's tennis program has won five of the last eight NCAA championships.

- 2001 Lele Forood
- 2002 Lele Forood
- 2004 Lele Forood
- 2005 Lele Forood
- 2006 Lele Forood

Men's Track & Field 4

- 1925 Dink Templeton
- 1928 Dink Templeton
- 1934 Dink Templeton
- 2000 Vin Lananna

Men's Volleyball 1

- 1997 Ruben Nieves

Women's Volleyball 6

- 1992 Don Shaw
- 1994 Don Shaw
- 1996 Don Shaw
- 1997 Don Shaw
- 2001 John Dunning
- 2004 John Dunning

Men's Water Polo 11

- 1963• Jim Gaughran
- 1976 Art Lambert
- 1978 Dante Dettamanti
- 1980 Dante Dettamanti
- 1981 Dante Dettamanti
- 1985 Dante Dettamanti
- 1986 Dante Dettamanti
- 1994 Dante Dettamanti
- 1995 Dante Dettamanti
- 2001 Dante Dettamanti
- 2002 John Vargas

Women's Water Polo 1

- 2002 John Tanner



The Stanford synchronized swimming team captured its fourth consecutive National Collegiate title in 2008.

2008-09 OUTLOOK

COACHING STAFF

PLAYER PROFILES

OPPONENTS

2007-08 REVIEW

TRADITION

MAPLES PAVILION

HISTORY AND HONORS

RECORDS

HOME OF CHAMPIONS




#1
Mitch Johnson
Guard • Sr. • 6-1 • 185
Seattle, WA




#2
Landry Fields
Guard/Forward • Jr. • 6-7 • 210
Long Beach, CA



#3
Jarrett Mann
Guard • Fr. • 6-3 • 180
Middletown, DE



#4
Anthony Goods
Guard • Sr. • 6-3 • 200
Corona, CA




#5
Jeremy Green
Guard • Fr. • 6-4 • 190
Austin, TX




#10
Drew Shiller
Guard • Jr. • 6-0 • 170
Burlingame, CA




#13
Emmanuel Igbinosa
Guard • Jr. • 6-2 • 185
Houston, TX




#15
Lawrence Hill
Forward • Sr. • 6-8 • 220
Glendale, AZ



#22
Kenny Brown
Guard • Sr. • 6-2 • 200
Southlake, TX



#24
Josh Owens
Forward/Center • So. • 6-8 • 215
Kennesaw, GA




#32
Da'Veed Dildy
Guard • So. • 6-4 • 185
Chicago, IL



#34
Will Paul
Center • So. • 6-10 • 250
Corpus Christi, TX



#50
Jack Trotter
Forward • Fr. • 6-9 • 200
Moraga, CA



#51
Elliott Bullock
Forward/Center • Fr. • 6-10 • 220
Salt Lake City, UT



#52
Matei Daian
Center • Fr. • 6-10 • 220
Bucharest, Romania



Johnny Dawkins
Head Coach



Dick Davey
Associate Head Coach



Rodney Tention
Assistant Coach



Mike Schrage
Assistant Coach



Jeff LaMere
Assistant A.D./
Director of Basketball
Operations



Charles Payne
Director of Student-Athlete
Development/
External Relations



Mark Sembrowich
Academic/Recruiting
Coordinator



Tomoo Yamada
Athletic Trainer



Preston Greene
Assistant Strength and
Conditioning Coach