

RECORDS & ACHIEVEMENTS



Five of the top players in school history are depicted here including Charles Smith, Don Hennon, Billy Knight, Jerome Lane and Brandin Knight. Smith, Hennon, Billy Knight and Brandin Knight are the four Pitt players to have their jerseys retired. All four have found success beyond basketball as Hennon became a medical doctor, Billy Knight serves as General Manager for the NBA's Atlanta Hawks, Brandin Knight serves as an assistant coach with the Pitt Basketball program and Smith, following a productive NBA career, is a successful businessman and chairman of the Charles D. Smith Foundation, an organization dedicated to providing a positive alternative for today's youth. An NBA veteran, Lane is shown here throwing down his backboard shattering dunk against Providence on Jan. 25, 1988. "Send it in Jerome!" proclaimed ESPN broadcaster Bill Raftery minutes after Lane's thunderous dunk prompted a 30-minute delay in the game. Pitt went on to claim a 90-56 victory, then went on to capture the 1987-88 Big East regular season title. The game is forever labeled as the "Night the House Came Down."



NATIONAL HONORS

BASKETBALL HALL OF FAME

Naismith Memorial Basketball Hall of Fame

Henry Clifford "Doc" Carlson, M.D.,
Elected, 1959
Charley Hyatt, Elected, 1959

Helms Athletic Foundation Hall of Fame

Henry Clifford "Doc" Carlson, M.D.
Don Hennon, Inducted, 1970
Charley Hyatt

NATIONAL PLAYER OF THE YEAR

Helms Foundation National Player of the Year

Charley Hyatt, 1929-30

ALL-AMERICA HONORS

General Awards

Charley Hyatt, 1927-28
Sykes Reed, 1927-28
Charley Hyatt, 1928-29
Charley Hyatt, 1929-30
Don Smith, 1932-33
Claire Cribbs, 1933-34
Claire Cribbs, 1934-35
Don Hennon, 1957-58
Don Hennon, 1958-59
Billy Knight, 1973-74
Charles Smith, 1986-87
Jerome Lane, 1986-87
Charles Smith, 1987-88
Jerome Lane, 1987-88
Brandin Knight, 2001-02
Brandin Knight, 2002-03
Aaron Gray, 2006-07
DeJuan Blair, 2008-09
Sam Young, 2008-09

Wooden Award All-America

Charles Smith, 1986-87
Charles Smith, 1987-88
Brandin Knight, 2002-03
DeJuan Blair, 2008-09
Sam Young, 2008-09

Associated Press All-America

Don Hennon, 1st Team, 1957-58
Don Hennon, 2nd Team, 1958-59
Sam Clancy, HM, 1978-79
Jerome Lane, 2nd Team, 1986-87
Jerome Lane, 2nd Team, 1987-88
Charles Smith, HM, 1987-88
Brandin Knight, 3rd Team, 2001-02
Brandin Knight, HM, 2002-03
Carl Krauser, HM, 2003-04
Aaron Gray, 3rd Team, 2006-07
Sam Young, HM, 2007-08
DeJuan Blair, 1st Team, 2008-09
Sam Young, 3rd Team, 2008-09
Levance Fields, HM, 2008-09

UPI All-America

Don Hennon, 1st Team, 1957-58
Don Hennon, 1st Team, 1958-59

A two-time All-America selection, Brandin Knight was named to the Wooden All-America team in 2002-03.

Billy Knight, 3rd Team, 1973-74
Jerome Lane, 3rd Team, 1986-87
Charles Smith, H.M., 1987-88

The Sporting News

Brandin Knight, 2nd Team, 2001-02
DeJuan Blair, 1st Team, 2008-09
Sam Young, 3rd Team, 2008-09

Scripps Howard News Service

Charles Smith, 1st Team, 1987-88

USBWA All-America

Billy Knight, 1st Team, 1973-74
Jerome Lane, 2nd Team, 1987-88
DeJuan Blair, 1st Team, 2008-09

NABC All-America



Don Hennon, 2nd Team, 1957-58
Don Hennon, 2nd Team, 1958-59
Billy Knight, 2nd Team, 1973-74
Jerome Lane, 3rd Team, 1986-87
Charles Smith, 2nd Team, 1987-88
Aaron Gray, 3rd Team, 2006-07
DeJuan Blair, 2nd Team, 2008-09

Helms Foundation All-America

Charley Hyatt, 1927-28
Sykes Reed, 1927-28
Charley Hyatt, 1929-30
Don Smith, 1932-33
Claire Cribbs, 1933-34
Claire Cribbs, 1934-35
Don Hennon, 1957-58
Don Hennon, 1958-59

Consensus All-America

(AP, UPI, USBWA, TSN, NCAA)
Charley Hyatt, 1st Team, 1928-29
Charley Hyatt, 1st Team, 1929-30
Don Smith, 1st Team, 1932-33
Claire Cribbs, 1st Team, 1933-34
Claire Cribbs, 1st Team, 1934-35
Don Hennon, 1st Team, 1957-58
Don Hennon, 1st Team, 1958-59



Don Hennon was inducted into the Helms Athletic Foundation Hall of Fame in 1970. A two-time All-America selection, Hennon is also listed as one of the best-ever college basketball players according to the NCAA publication, "Men's Basketball's Finest."

Billy Knight, 2nd Team, 1973-74
Jerome Lane, 2nd Team, 1987-88
DeJuan Blair, 1st Team, 2008-09
Sam Young, 2nd Team, 2008-09

Wooden National Player of the Year Award Nominees

Charles Smith, 1986-87
Charles Smith, 1987-88
Jerome Lane, 1987-88
Sean Miller, 1991-92
Vonteego Cummings, 1998-99
Brandin Knight, 2001-02
Brandin Knight, 2002-03
Julius Page, 2003-04
Carl Krauser, 2003-04
Carl Krauser, 2004-05
Aaron Gray, 2006-07
DeJuan Blair (Finalist), 2008-09
Sam Young, 2008-09

FRESHMAN ALL-AMERICA

Sam Clancy, Second Team, 1977-78
Charles Smith, First Team, 1984-85
Chris Taft, Second Team, 2003-04
DeJuan Blair, Second Team, 2007-08

OTHER NATIONAL AWARDS

NCAA Postgraduate Scholarship

Tom Richards, 1976
Joey David, 1986
Darren Morningstar, 1992

Verizon/CoSIDa Academic All-America

Joey David, Second Team, 1986

USBWA Most Courageous Athlete

Orlando Antigua, 1994

NATIONAL COACH OF THE YEAR

Jamie Dixon, Naismith, 2008-09
Ben Howland, Associated Press, 2001-02
Ben Howland, Naismith, 2001-02
Ben Howland, USBWA Henry Iba Award, 2001-02
Ben Howland, ESPN Magazine, 2001-02
Ben Howland, The Sporting News, 2001-02



ALL-AMERICA PLAYERS

CHARLEY HYATT ■ Three-time All-America

(1927-28) ■ (1928-29) ■ (1929-30) ■ 6-0 ■ F ■ Uniontown, Pa.

- Elected to the Naismith Memorial Basketball Hall of Fame in 1959.
- Member of the Helms Athletic Foundation Hall of Fame and member of its All-Time College Basketball Team.
- One of only 18 players in NCAA Division I basketball history to earn three All-America honors.
- NCAA Consensus First Team All-America (1929 and 1930).
- Three-time Helms Foundation All-America selection ('28-'30).
- Named Helms Foundation Player of the Year (1930).
- Listed in the NCAA's "Men's Basketball's Finest" Publication.
- Member of two national title teams (1928 and 1930).
- Led the nation in scoring twice (1927-28 and 1929-30). In both years, Pitt won national titles.
- Member of the first consensus All-America team (1929).
- Led Pittsburgh to a three-year




record of 60-7, including national championships in 1928 and 1930.

- Scored 880 points during his career, averaging 13.1 points per game. Concluded career with 366 field goals made and 148 free throws made in 67 games played and averaged a season-best 14.3 points in 1928-29.

SYKES REED ■ One-time All America

(1927-28) ■ 6-0 ■ Guard ■ Braddock, Pa.


- Named a Helms Foundation All-America (1927-28).
- Helped lead Pittsburgh to its first national championship (1928).
- Known for his speed and quickness.
- Senior captain on 1927-28 squad that finished undefeated at 21-0.
- One of two All-Americans on the 1927-28 squad (Charley Hyatt was the other).
- Backcourt mate on the 1927-28 national title team, Stanley Wroblewski, played at same high school, Braddock High School.



DON SMITH ■ One-time All-America

(1932-33) ■ 6-0 ■ Guard ■ Pittsburgh, Pa.

- Named NCAA Consensus First Team All-America (1932-33).
- Selected Helms Foundation First Team All-America (1932-33).
- Led the Panthers to a 17-5 record and Eastern Intercollegiate Championship in 1932-33.
- Third All-America player coached by H.C. Carlson.



CLAIRE CRIBBS ■ Two-time All-America

(1933-34) ■ (1934-35) ■ 6-0 ■ Guard ■ Jeannette, Pa.


- Selected NCAA Consensus First Team All-America after both the 1933-34 and 1934-35 seasons.
- Named Helms Foundation First Team All-America in both 1933-34 and 1934-35.
- Led Pittsburgh to three-straight Eastern Intercollegiate Basketball titles.
- Member of the following Halls of Fame: Ohio Coaches, Westmoreland County and Ohio Chapter of the Dapper Dan.



DON HENNON ■ Two-time All-America

(1957-58) ■ (1958-59) ■ 5-8 1/2 ■ Guard ■ Wampum, Pa.


- Elected to the Helms Athletic Foundation Hall of Fame (1970).
- NCAA Consensus (AP and UPI) First Team All-America (1958).
- UPI First Team All-America (1957-58 and 1958-59).
- Helms Foundation All-America (1957-58 and 1958-59).
- Listed in the NCAA's "Men's Basketball Finest" Publication.
- Led Pittsburgh to two NCAA appearances.
- Scored 1,841 career points and averaged 24.2 points over his three-year career.
- Scored 30-plus points 23 times and 20-plus points 52 times.



BILLY KNIGHT ■ One-time All-America

(1973-74) ■ 6-7 ■ Forward ■ Braddock, Pa.


- NCAA Consensus Second Team All-America in 1973-74.
- United Press International Third Team All-America selection in 1973-74.
- Considered Pittsburgh's finest all-around player ever.
- Led Panthers to a 25-4 record, including a school-record 22 consecutive wins in 1973-74.
- Pittsburgh reached the 1974 NCAA Regional finals, losing in the NCAA "Sweet Sixteen" to top-ranked and eventual national champion North Carolina State.
- Concluded career with 1,731 points (22.2 points per game), 938 rebounds (12.0 rebounds per game) in 78 career games played.



- Averaged over 20.0 points and over 10.0 rebounds per game in each of his three seasons, the only player in Pitt history to achieve this distinction.
- Shot an astounding .522 from the field (750-1,436) over his three-year career.

**JEROME LANE ■ Two-time All-America****(1986-87) ■ (1986-87) ■ 6-6 ■ Forward ■ Akron, Ohio**

- NCAA Consensus Second Team All-America selection by both the Associated Press and USBWA in 1987-88.
- AP, UPI and NABC Third Team All-America selection in 1987-88.
- Shortest player to lead the nation in rebounding since 6-foot-6 Elgin Baylor accomplished the feat in 1957. Led NCAA Division I in rebounding with a 13.5 average in 1986-87.
- Concluded career with a 13.1 points per game average and 10.4 rebounds per game and averaged over 12.0 rebounds per game in two consecutive seasons, one of only two players in school history to achieve this feat.
- Selected in the first round of the 1988 NBA Draft.



- Played in NBA for several teams including Denver, Milwaukee, Indiana and Cleveland.

CHARLES SMITH ■ Two-time All-America**(1986-87) ■ (1986-87) ■ 6-10 ■ Center/Forward ■ Bridgeport, Conn.**


- Named a Scripps Howard First Team All-America in 1987-88.
- NABC Second Team All-America in 1987-88.
- NABC and Basketball Weekly Third Team All-America in 1986-87.
- AP and UPI Honorable Mention All-America selection in 1987-88.
- 1988 Big East Player of the Year and two-time All-Big East First Team selection in 1986-87 and 1987-88.
- 1985 Big East Freshman of the Year and only player in school history to earn four straight All-Big East honors in a career.
- Listed No. 8 on the Big East's 50 Greatest Players List.
- Led Pittsburgh to its first outright Big East regular season championship in 1987-88.



- Member of the 1988 United States Olympic Team.
- Third overall pick selected in the first round of the 1988 NBA Draft.
- Pitt's career scoring leader with 2,045 career points and also finished with 987 career rebounds.

BRANDIN KNIGHT ■ Two-time All-America**(2001-02) ■ (2002-03) ■ 6-0 ■ Guard ■ East Orange, N.J.**

- Named to the 2002-03 Wooden All-America team, one of only 10 players nationwide selected to the squad.
- 2002-03 Associated Press honorable mention All-America selection.
- Selected 2001-02 Associated Press Third Team All-America and to the 2001-02 Sporting News All America Second Team.
- Two-time USBWA All-Region selection (2001-02 and 2002-03).
- Named Big East co-Player of the Year, Big East Most Improved Player and First Team All-Big East in 2001-02.
- 2001-02 USBWA/NABC All-



- District Team selection.
- Concluded career as school recordholder in career assists and career steals.

AARON GRAY ■ One-time All-America**(2006-07) ■ 7-0 ■ Center ■ Emmaus, Pa.**

- Selected Third Team All-America by the NABC and Associated Press in 2006-07.
- Named the 2006-07 Aeropostale/Big East Scholar-Athlete of the Year.
- Finalist for the Naismith, Wooden and Lowe's Senior Class Award in 2006-07.
- One of four players in school history to earn First Team All-Big East honors in two consecutive seasons (2006 and 2007).
- Named the 2005-06 Big East Most Improved Player.

**SAM YOUNG ■ One-time All-America****(2008-09) ■ 6-6 ■ Forward ■ Clinton, Md.**

- Named to the Associated Press All-America Third Team, Wooden All-America Second Team, Sports Illustrated Second Team and Sporting News Third Team in 2008-09.
- Finalist for the Naismith and Wooden Awards and Lowe's Senior Class Award.
- Two-time All-Region and two-time All-Big East First Team selection, one of only four players in school history to achieve that honor.
- Associated Press honorable mention All-America and Big East Most Improved Player Award selection in 2007-08.
- Concluded career ranked fourth on school's all-time scoring list



- (1,884), scored over 20 points in 32 career games and reached double figures in 97 career contests.

DeJUAN BLAIR ■ One-time All-America**(2008-09) ■ 6-7 ■ Center ■ Pittsburgh, Pa.**

- Consensus First Team All-America in 2008-09: Associated Press, USBWA, Wooden, ESPN.com, Sports Illustrated, The Sporting News, State Farm NABC, Basketball Times.
- One of four finalists for the Wooden, Naismith and Oscar Robertson national player of the year awards in 2008-09.
- Big East co-Player of the Year, USBWA District Player of the Year, All-Big East First Team selection in 2008-09.
- Led nation in offensive rebounding (5.6 orpg) and ranked among national leaders in rebounding (4th) and field goal percentage (19th), averaged 15.7 ppg. and 12.3 rpg. as a sophomore.
- Averaged 13.6 points and 10.7 rebounds, finished with 35 career double-doubles, two 20-



- 20 performances, three 20-plus rebound games and 17 20-point scoring games in two-year collegiate career.
- Consensus Freshman All-America honoree, three-time national Rookie of the Week selection.



REGIONAL HONORS

REGION PLAYER OF THE YEAR

USBWA Region Player of the Year

Charles Smith, 1987-88
 Brandin Knight, 2001-02
 DeJuan Blair, 2008-09

REGION COACH OF THE YEAR

NBCA Region Coach of the Year

Charles "Buzz" Ridl, 1973-74
 Ben Howland, 2001-02
 Ben Howland, 2002-03

USBWA Region Coach of the Year

Jamie Dixon, 2008-09

ALL-REGION HONORS

United States Basketball Writers Association All-District

Larry Harris, 1976-77
 Larry Harris, 1977-78
 Sam Clancy, 1978-79
 Sam Clancy, 1979-80
 Sam Clancy, 1980-81
 Clyde Vaughan, 1982-83
 Clyde Vaughan, 1983-84
 Charles Smith, 1985-86
 Charles Smith, 1986-87
 Jerome Lane, 1986-87
 Charles Smith, 1987-88
 Jerome Lane, 1987-88
 Brian Shorter, 1990-91
 Sean Miller, 1991-92
 Jerry McCullough, 1992-93
 Vonteego Cummings, 1998-99
 Ricardo Greer, 1999-00
 Ricardo Greer, 2000-01
 Brandin Knight, 2001-02
 Brandin Knight, 2002-03
 Julius Page, 2002-03
 Carl Krauser, 2003-04
 Julius Page, 2003-04
 Carl Krauser, 2004-05
 Chevon Troutman, 2004-05
 Aaron Gray, 2006-07
 Sam Young, 2007-08
 DeJuan Blair, 2008-09 (POY)
 Sam Young, 2008-09
 Levance Fields, 2008-09
 Jamie Dixon, 2008-09 (COY)

National Association of Basketball Coaches All-Region


Clarence Burch, 1953-54
 Ed Pavlick, 1954-55
 Don Hennon, 1956-57
 Don Hennon (1), 1957-58
 Julius Pegues (HM), 1957-58
 Don Hennon (1), 1958-59
 John Fridley (3), 1959-60
 Brian Generalovich (2), 1961-62
 Brian Generalovich (2), 1962-63
 Brian Generalovich (2), 1963-64
 Billy Knight (2), 1972-73

Billy Knight (1), 1973-74
 Keith Starr (3), 1974-75
 Larry Harris (3), 1976-77
 Larry Harris (3), 1977-78
 Sam Clancy (2), 1978-79
 Sam Clancy (1), 1979-80
 Sam Clancy (1), 1980-81
 Clyde Vaughan (1), 1982-83
 Clyde Vaughan (1), 1983-84
 Charles Smith (2), 1984-85
 Charles Smith (1), 1985-86
 Charles Smith (1), 1986-87
 Jerome Lane (1), 1986-87
 Charles Smith (1), 1987-88
 Jerome Lane (2), 1987-88
 Brian Shorter (1), 1988-89
 Brian Shorter (1), 1989-90
 Jason Matthews (2), 1989-90
 Brian Shorter (1), 1990-91
 Sean Miller (1), 1991-92
 Jerry McCullough (1), 1992-93
 Jerry McCullough (2), 1993-94
 Eric Mobley (2), 1993-94
 Jaime Peterson (1), 1994-95
 Vonteego Cummings (1), 1996-97
 Vonteego Cummings (2), 1997-98
 Vonteego Cummings (1), 1998-99
 Ricardo Greer (2), 2000-01
 Brandin Knight (1), 2001-02
 Brandin Knight (1), 2002-03
 Julius Page (2), 2002-03
 Jaron Brown (1), 2003-04
 Carl Krauser (1), 2003-04
 Julius Page (2), 2003-04
 Carl Krauser (1), 2004-05
 Chevon Troutman (1), 2004-05
 Chris Taft (2), 2004-05
 Carl Krauser (1), 2005-06
 Aaron Gray (2), 2005-06
 Aaron Gray (1), 2006-07
 Sam Young (1), 2007-08
 DeJuan Blair (2), 2007-08
 DeJuan Blair (2), 2008-09
 Sam Young (2), 2008-09

NCAA ALL-REGIONAL TEAM

John Riser, Midwest, 1957
 Billy Knight, East, 1974
 DeJuan Blair, East, 2009
 Sam Young, East, 2009

Vonteego Cummings earned three All-Region honors over his four-year career from 1995-99. Cummings averaged 15.3 points, 4.0 rebounds and 4.4 assists in his 103-game career.



BELOW: Jerome Lane posed for this publicity photo after he shattered the backboard with a tomahawk slam dunk against Providence on January 25, 1988. Lane earned All-Region status in two of his three seasons at Pitt.

Multiple All-Region Honors

Player	Total
Charles Smith	4
Sam Clancy	3
Brian Generalovich	3
Vonteego Cummings	3
Carl Krauser	3
Billy Knight	2
Brandin Knight	2
Larry Harris	2
Clyde Vaughan	2
Jerome Lane	2
Jerry McCullough	2
Julius Page	2
Aaron Gray	2
Sam Young	2



CONFERENCE HONORS

BIG EAST SPECIALTY AWARDS

Big East's 50 Greatest Players

Charles Smith, No. 8

Big East Player of the Year

Charles Smith, 1987-88
 Brian Knight (co), 2001-02
 DeJuan Blair (co), 2008-09

Freshman of the Year

Charles Smith, 1984-85
 Sean Miller, 1987-88
 Brian Shorter, 1988-89
 Chris Taft, 2003-04
 DeJuan Blair (co), 2007-08

Most Improved Player

Ricardo Greer (co), 1999-00
 Brandin Knight, 2001-02
 Carl Krauser, 2003-04
 Aaron Gray, 2005-06
 Sam Young, 2007-08

Coach of the Year

Ben Howland, 2001-02
 Jamie Dixon, 2003-04


Sportsmanship Award

Jaron Brown, 2003-04
 Ronald Ramon (co), 2007-08

BIG EAST STAT CHAMPIONS

Scoring Champion

Clyde Vaughan (22.0), 1982-83



Julius Page was named the 2003 Big East Championship Most Valuable Player. Pittsburgh captured its first-ever Big East Championship and made its third consecutive appearance in the title game.

Rebounding Champion

Jerome Lane (14.0), 1986-87
 Jerome Lane (11.6), 1987-88
 Isaac Hawkins (9.7), 1997-98
 Aaron Gray (10.5), 2005-06
 DeJuan Blair (12.4), 2008-09

Assist Champion

Darelle Porter (7.6), 1989-90
 Levance Fields (7.5), 2008-09

ALL-BIG EAST

First Team

Jerome Lane, 1986-87
 Charles Smith, 1986-87
 Charles Smith, 1987-88
 Brian Shorter, 1988-89
 Brian Shorter, 1989-90
 Brandin Knight, 2001-02
 Chevon Troutman, 2004-05
 Aaron Gray, 2005-06
 Aaron Gray, 2006-07
 Sam Young, 2007-08
 DeJuan Blair, 2008-09
 Sam Young, 2008-09

Second Team


Clyde Vaughan, 1983-84
 Jerome Lane, 1987-88
 Brian Shorter, 1990-91
 Sean Miller, 1991-92
 Jerry McCullough, 1992-93
 Jaime Peterson, 1994-95
 Vonteego Cummings, 1996-97
 Vonteego Cummings, 1997-98
 Ricardo Greer, 1999-00
 Ricardo Greer, 2000-01
 Brandin Knight, 2002-03
 Jaron Brown, 2003-04
 Carl Krauser, 2003-04
 Carl Krauser, 2004-05
 Carl Krauser, 2005-06
 Levance Fields, 2006-07

Third Team

Clyde Vaughan, 1982-83
 Charles Smith, 1984-85
 Charles Smith, 1985-86
 Demetreus Gore, 1985-86
 Jason Matthews, 1988-89
 Jason Matthews, 1989-90
 Jason Matthews, 1990-91
 Darren Morningstar, 1991-92
 Jerry McCullough, 1993-94
 Eric Mobley, 1993-94
 Vonteego Cummings, 1998-99
 Isaac Hawkins, 1998-99
 Julius Page, 2002-03
 Chevon Troutman, 2002-03
 Chris Taft, 2003-04
 Levance Fields, 2008-09

Honorable Mention

Jaron Brown, 2001-02
 Julius Page, 2001-02
 Ontario Lett, 2002-03
 Julius Page, 2003-04
 Chris Taft, 2004-05
 DeJuan Blair, 2007-08



Ricardo Greer was named co-Big East Most Improved Player in 1999-00. He was the first of five Pitt players to win the honor over nine seasons.

BIG EAST ALL-ROOKIE TEAM

All Freshman/Rookie Team

Charles Smith, 1984-85
 Rod Brookin, 1986-87
 Bobby Martin, 1987-88
 Jason Matthews, 1987-88
 Sean Miller, 1987-88
 Orlando Antigua, 1991-92
 Ricardo Greer, 1997-98
 Chris Taft, 2003-04
 Ronald Ramon, 2004-05
 Sam Young, 2005-06
 DeJuan Blair, 2007-08

BIG EAST ACADEMIC AWARDS

Big East/Aeropostale Scholar-Athlete of the Year

Joey David, 1984-85
 Darren Morningstar, 1992
 Aaron Gray, 2006-07


BIG EAST ALL-TOURNAMENT

Most Valuable Player

Julius Page, 2002-03
 Sam Young, 2007-08

All-Big East Tournament

Jerome Lane, 1986-87



Charles Smith is a three-time All-Region selection by both the NABC and USBWA. He helped guide Pittsburgh to Big East regular season crowns in 1986-87 and 1987-88.



CONFERENCE HONORS

Jerome Lane, 1987-88
 Ricardo Greer, 2000-01
 Ontario Lett, 2001-02
 Brandin Knight, 2001-02
 Julius Page, 2002-03
 Brandin Knight, 2002-03
 Jaron Brown, 2003-04
 Carl Krauser, 2003-04
 Chris Taft, 2003-04
 Aaron Gray, 2005-06
 Carl Krauser, 2005-06
 Antono Graves, 2006-07
 Sam Young, 2007-08
 Levance Fields, 2007-08

BIG EAST WEEKLY AWARDS

Player of the Week

Clyde Vaughan, Feb. 6, 1983
 Andre Williams, Feb. 12, 1984
 Curtis Aiken, Jan. 4, 1987
 Jerome Lane, Feb. 15, 1987
 Charles Smith, Jan. 3, 1988
 Charles Smith, Feb. 21, 1988
 Brian Shorter, Feb. 4, 1990
 Sean Miller, Dec. 2, 1990
 Brian Shorter, Jan. 13, 1991
 Darren Morningstar, Nov. 24, 1991
 Chris McNeal, Dec. 22, 1991
 Jerry McCullough, Dec. 20, 1992
 Chris McNeal, Jan. 3, 1993

Jerry McCullough, Jan. 24, 1993
 Andre Alridge, Dec. 19, 1994
 Jaime Peterson, Jan. 23, 1995
 Vonteego Cummings, Jan. 13, 1997
 Vonteego Cummings, Feb. 23, 1998
 Vonteego Cummings, Nov. 30, 1998
 Brandin Knight, Jan. 7, 2002
 Brandin Knight, Feb. 18, 2002
 Brandin Knight, Dec. 23, 2002
 Ontario Lett, Jan. 13, 2003
 Carl Krauser, Dec. 1, 2003
 Chevon Troutman, Nov. 29, 2004
 Carl Krauser, Dec. 6, 2004
 Carl Krauser, Dec. 20, 2004
 Chris Taft, Feb. 28, 2005
 Sam Young, Nov. 19, 2007
 Levance Fields, Dec. 24, 2007
 Sam Young, Jan. 26, 2009
 DeJuan Blair, Feb. 23, 2009
 Sam Young, March 8, 2009

Rookie of the Week

Joey David, Feb. 6, 1982
 Demetreus Gore, Dec. 16, 1984
 Charles Smith, Jan. 27, 1985
 Charles Smith, Feb. 17, 1985
 Charles Smith, Feb. 24, 1985
 Jerome Lane, Dec. 1, 1985
 Jerome Lane, Dec. 22, 1985
 Rod Brookin, Feb. 1, 1987
 Rod Brookin, Feb. 15, 1987

Sean Miller, Dec. 1, 1987
 Jason Matthews, Dec. 13, 1987
 Sean Miller, Jan. 3, 1988
 Sean Miller, Jan. 17, 1988
 Bobby Martin, Jan. 24, 1988
 Sean Miller, Feb. 14, 1988
 Jason Matthews, Feb. 21, 1988
 Brian Shorter, Jan. 15, 1989
 Brian Shorter, Feb. 5, 1989
 Brian Shorter, Feb. 12, 1989
 Chris McNeal, Jan. 6, 1991
 Jerry McCullough, Jan. 12, 1992
 Garrick Thomas, Jan. 17, 1993
 Ricardo Greer, Dec. 22, 1997
 Ricardo Greer, Jan. 19, 1998
 Ricardo Greer, Feb. 23, 1998
 Chris Taft, Dec. 22, 2003
 Chris Taft, Dec. 29, 2003
 Chris Taft, Jan. 12, 2004
 Chris Taft, Jan. 26, 2004
 Chris Taft, March 1, 2004
 Chris Taft, March 7, 2004
 Sam Young, Dec. 26, 2005
 DeJuan Blair, Dec. 17, 2007
 DeJuan Blair, Dec. 24, 2007
 DeJuan Blair, Jan. 14, 2008

EASTERN 8 STAT CHAMPIONS

Scoring Champion
 Larry Harris (22.9), 1976-77

Rebounding Champion
 Sam Clancy (12.8), 1978-79
 Sam Clancy (11.1), 1979-80

Assist Champion
 Dwayne Wallace (6.2), 1981-82

EASTERN 8 ALL-LEAGUE

First Team
 Larry Harris, 1977-78
 Sam Clancy, 1978-79
 Sammie Ellis, 1979-80
 Sam Clancy, 1980-81

Second Team
 Larry Harris, 1976-77
 Terry Knight, 1978-79
 Sammie Ellis, 1978-79
 Sam Clancy, 1979-80
 Carlton Neverson, 1980-81
 Clyde Vaughan, 1981-82


EASTERN 8 ALL-TOURNAMENT

All Tournament MVP
 Lenny McMillian, 1981
 Clyde Vaughan, 1982

All Tournament Team
 Larry Harris, 1978
 Terry Knight, 1979
 Lenny McMillian, 1981
 Dwayne Wallace, 1981
 Clyde Vaughan, 1982
 Dwayne Wallace, 1982

EASTERN 8 WEEKLY AWARDS

Player of the Week
 Larry Harris, Feb. 13, 1978



Clyde Vaughan earned 1982 Eastern 8 Tournament Most Valuable Player honors after a 79-72 victory against West Virginia at Civic Arena. Pittsburgh won back-to-back Eastern 8 Tournament titles in 1981 and 1982. The 1982 title was Pittsburgh's final appearance in the Eastern 8 before its move to the Big East Conference.

Sammie Ellis, Jan. 29, 1979
 Sam Clancy, Feb. 6, 1979
 Sam Clancy, Feb. 13, 1979
 Sammie Ellis, Dec. 17, 1979
 Sam Clancy, Feb. 8, 1981
 Clyde Vaughan, Jan. 4, 1982
 Darrell Gissendanner, Jan. 25, 1982
 Clyde Vaughan, Feb. 22, 1982

Player of the Week Honors

Player	Total
Sam Young	3
Carl Krauser	3
Sam Clancy	3
Vonteego Cummings	3
Brandin Knight	3
Clyde Vaughan	3
Sammie Ellis	2
Jerry McCullough	2
Chris McNeal	2
Charles Smith	2
Brian Shorter	2

Rookie of the Week Honors

Player	Total
Chris Taft	6
Sean Miller	4
DeJuan Blair	3
Charles Smith	3
Brian Shorter	3
Ricardo Greer	3
Rod Brookin	2
Jerome Lane	2
Jason Matthews	2



Pitt Head Coach Jamie Dixon was presented with the 2004 Big East Coach of the Year Award by former Big East Commissioner Michael Tranchese. Dixon became the first rookie head coach in league history to be selected Coach of the Year after guiding Pitt to a 31-5 record and league regular season title. He became the second Pittsburgh head coach to win the award.



PANTHERS IN THE NBA

NBA PANTHERS

BILLY KNIGHT (11 seasons)

Indiana Pacers, 1974-77
Buffalo Braves, 1977-78
Boston Celtics, 1978-79
Indiana Pacers, 1979-83
Kansas City Kings, 1983-84
San Antonio Spurs, 1984-85

MEL BENNETT (3 seasons)

Virginia Squires, 1975-76
Indiana Pacers, 1976-78
Utah Jazz, 1980-81
Cleveland Cavaliers, 1981-82

KEITH STARR (2 seasons)

Chicago Bulls, 1976-78

CHARLES SMITH (10 seasons)

L.A. Clippers, 1988-92
New York Knicks, 1992-96
San Antonio Spurs, 1996-98

JEROME LANE (5 seasons)

Denver Nuggets, 1988-92
Indiana Pacers, 1991-92
Milwaukee Bucks, 1991-92
Cleveland Cavaliers, 1992-93

DARREN MORNINGSTAR (2 seasons)

Boston Celtics, 1992-93
Dallas Mavericks, 1993-94
Utah Jazz, 1993-94

ERIC MOBLEY (3 seasons)

Milwaukee Bucks, 1994-95
Vancouver Grizzlies, 1995-96
Milwaukee Bucks, 1995-96
Vancouver Grizzlies, 1996-97

MARK BLOUNT (6 seasons)

Seattle SuperSonics, 1996-97
Boston Celtics, 2000-02
Denver Nuggets, 2002-03
Boston Celtics, 2002-06
Minnesota Timberwolves, 2006-08
Miami Heat, 2008-current

VONTEEGO CUMMINGS (2 seasons)

Golden State Warriors, 1999-01
Philadelphia 76ers, 2001-02

CHRIS TAFT (1 season)

Golden St. Warriors, 2005-06

AARON GRAY (2 seasons)

Chicago Bulls, 2007-09

SAM YOUNG (1st season)

Memphis Grizzlies, 2009-

DeJUAN BLAIR (1st season)

San Antonio Spurs, 2009-

PITT'S NBA DRAFT PICKS

Year	Player	Overall		Team
		Round	Pick	
1954	Dutch Burch	5th	40	Fort Wayne Pistons
1957	Bob Lazor	9th	66	Detroit Pistons
1958	Julius Pagues	4th	31	St. Louis Hawks
1959	Don Hennon	6th	41	Cincinnati Royals
1964	Brian Generalovich	3rd	19	New York Knicks
1974	Billy Knight	1st	6	Indiana Pacers (ABA)
	Billy Knight	2nd	21	Los Angeles Lakers
	Mickey Martin	4th	69	Detroit Pistons
1975	Mel Bennett	1st	N/A	Virginia Squires (ABA)
	Kirk Bruce	8th	N/A	Utah Stars (ABA)
1976	Keith Starr	4th	56	Chicago Bulls
1978	Larry Harris	4th	73	Buffalo Braves
1979	Terry Knight	6th	125	San Antonio Spurs
1980	Sammie Ellis	4th	73	Denver Nuggets
1981	Carlton Neverson	3rd	56	Golden State Warriors
	Sam Clancy	3rd	62	Phoenix Suns
1983	Trent Johnson	8th	83	Boston Celtics
1984	Clyde Vaughan	6th	117	Indiana Pacers
1988	Charles Smith	1st	3	Philadelphia 76ers%
	Jerome Lane	1st	23	Denver Nuggets
1992	Darren Morningstar	2nd	47	Boston Celtics
1994	Eric Mobley	1st	18	Milwaukee Bucks
1996	Mark Blount	2nd	55	Seattle SuperSonics
1999	Vonteego Cummings	1st	26	Indiana Pacers*
2005	Chris Taft	2nd	42	Golden State Warriors
2007	Aaron Gray	2nd	49	Chicago Bulls
2009	Sam Young	2nd	36	Memphis Grizzlies
2009	DeJuan Blair	2nd	37	San Antonio Spurs



*%traded on draft day to the Los Angeles Clippers as part of a three-team deal
traded on draft day to Golden State Warriors

PITT'S CBA DRAFT PICKS

Year	Player	Round	Pick	Team
1985	Darryl Shepard	5th	52	Charleston
1988	Demetreus Gore	4th	42	Tulsa
1990	Rod Brookin	6th	98	Albany
1991	Brian Shorter	1st	11	Fort Wayne
	Jason Matthews	3rd	45	Quad City
	Bobby Martin	3rd	47	Quad City
1993	Chris McNeal	5th	66	Fargo-Morehead
1994	Eric Mobley	7th	109	Rapid City
1997	Mark Blount	5th	51	Grand Rapids
2005	Chris Taft	2nd	16	Dakota
2005	Chevon Troutman	3rd	17	Albany




Jerome Lane also played for several years in the CBA.

ACTIVE INTERNATIONAL PRO PANTHERS

Player	Pro League
Keith Benjamin	Australia
Tyrell Biggs	Greece
Vonteego Cummings	Germany, Serbia
John DeGroat	Ukraine, Hungary, Ireland
Levance Fields	Russia
Antonio Graves	Turkey
Ricardo Greer	France
Doyle Hudson	Puerto Rico
Antoine Jones	Russia
Levon Kendall	Greece
Ontario Lett	Jordan, Spain, Turkey, Korea
Jarrett Lockhart	France
Jason Maile	Italy, Germany, Spain
Bobby Martin	Spain
Mark McCarroll	Sweden
Jaime Peterson	France, Spain
Ronald Ramon	Argentina
Brian Shorter	Spain, Argentina
Chevon Troutman	Italy, France
Donatas Zavackas	Poland, Lithuania, Ukraine

PITT'S FIRST ROUND NBA DRAFT PICKS

Player	Pick	Year	Drafting Team
Billy Knight	6th-ABA	1974	Indiana Pacers
Mel Bennett	*N/A	1975	Virginia Squires
Charles Smith	3 rd	1988	Philadelphia 76ers
Jerome Lane	23 rd	1988	Denver Nuggets
Eric Mobley	18 th	1994	Milwaukee Bucks
Vonteego Cummings	26 th	1999	Indiana Pacers





COACHING RECORDS

PITT'S YEAR-BY-YEAR RECORDS

Year	Overall Record	Conf. Record	Head Coach	Year	Overall Record	Conf. Record	Head Coach	Year	Overall Record	Conf. Record	Head Coach
1905-06	2-9	—	Benjamin F. Printz	1941-42	5-10	—	Dr. H.C. Carlson	1977-78	16-11	5-5 [^]	Tim Grgurich
1906-07	6-5	—	Benjamin F. Printz	1942-43	10-5	—	Dr. H.C. Carlson	1978-79	18-11	6-4 [^]	Tim Grgurich
1907-08	10-6	—	Harry Hough	1943-44	7-7	—	Dr. H.C. Carlson	1979-80	17-12	5-5 [^]	Tim Grgurich
1908-09		No Team		1944-45	8-4	—	Dr. H.C. Carlson	1980-81	19-12	8-5 [^]	Dr. Roy Chipman
1909-10		No Team		1945-46	7-7	—	Dr. H.C. Carlson	1981-82	20-10	8-6 [^]	Dr. Roy Chipman
1910-11	6-6	—	Wohlparth Wegner	1946-47	8-10	—	Dr. H.C. Carlson	1982-83	13-15	6-10*	Dr. Roy Chipman
1911-12	10-9	—	Dr. George M. Flint	1947-48	10-11	—	Dr. H.C. Carlson	1983-84	18-13	6-10*	Dr. Roy Chipman
1912-13	15-7	—	Dr. George M. Flint	1948-49	12-13	—	Dr. H.C. Carlson	1984-85	17-12	8-8*	Dr. Roy Chipman
1913-14	7-8	—	Dr. George M. Flint	1949-50	4-14	—	Dr. H.C. Carlson	1985-86	15-14	6-10*	Dr. Roy Chipman
1914-15	14-4	—	Dr. George M. Flint	1950-51	9-17	—	Dr. H.C. Carlson	1986-87	25-8	12-4*	Paul Evans
1915-16	15-2	—	Dr. George M. Flint	1951-52	10-12	—	Dr. H.C. Carlson	1987-88	24-7	12-4*	Paul Evans
1916-17	12-6	—	Dr. George M. Flint	1952-53	12-11	—	Dr. H.C. Carlson	1988-89	17-13	9-7*	Paul Evans
1917-18	5-9	—	Dr. George M. Flint	1953-54	9-14	—	Robert Timmons	1989-90	12-17	5-11*	Paul Evans
1918-19	7-7	—	Dr. George M. Flint	1954-55	10-16	—	Robert Timmons	1990-91	21-12	9-7*	Paul Evans
1919-20	9-6	—	Dr. George M. Flint	1955-56	15-10	—	Robert Timmons	1991-92	18-16	9-9*	Paul Evans
1920-21	12-9	—	Dr. George M. Flint	1956-57	16-11	—	Robert Timmons	1992-93	17-11	9-9*	Paul Evans
1921-22	12-8	—	Andrew Kerr	1957-58	18-7	—	Robert Timmons	1993-94	13-14	7-11*	Paul Evans
1922-23	10-5	—	Dr. H.C. Carlson	1958-59	10-14	—	Robert Timmons	1994-95	10-18	5-13*	Ralph Willard
1923-24	10-7	—	Dr. H.C. Carlson	1959-60	11-14	—	Robert Timmons	1995-96	10-17	5-13*	Ralph Willard
1924-25	4-10	—	Dr. H.C. Carlson	1960-61	12-11	—	Robert Timmons	1996-97	18-15	10-8*	Ralph Willard
1925-26	12-5	—	Dr. H.C. Carlson	1961-62	12-11	—	Robert Timmons	1997-98	11-16	6-12*	Ralph Willard
1926-27	10-7	—	Dr. H.C. Carlson	1962-63	19-6	—	Robert Timmons	1998-99	14-16	5-13*	Ralph Willard
1927-28	21-0	—	Dr. H.C. Carlson	1963-64	17-8	—	Robert Timmons	1999-00	13-15	5-11*	Ben Howland
1928-29	16-5	—	Dr. H.C. Carlson	1964-65	7-16	—	Robert Timmons	2000-01	19-14	7-9*	Ben Howland
1929-30	23-2	—	Dr. H.C. Carlson	1965-66	5-17	—	Robert Timmons	2001-02	29-6	13-3*	Ben Howland
1930-31	20-4	—	Dr. H.C. Carlson	1966-67	6-19	—	Robert Timmons	2002-03	28-5	13-3*	Ben Howland
1931-32	14-16	—	Dr. H.C. Carlson	1967-68	7-15	—	Robert Timmons	2003-04	31-5	13-3*	Jamie Dixon
1932-33	17-5	—	Dr. H.C. Carlson	1968-69	4-20	—	Charles "Buzz" Ridl	2004-05	20-9	10-6*	Jamie Dixon
1933-34	18-4	—	Dr. H.C. Carlson	1969-70	12-12	—	Charles "Buzz" Ridl	2005-06	25-8	10-6*	Jamie Dixon
1934-35	18-6	—	Dr. H.C. Carlson	1970-71	14-10	—	Charles "Buzz" Ridl	2006-07	29-8	12-4*	Jamie Dixon
1935-36	18-9	—	Dr. H.C. Carlson	1971-72	12-12	—	Charles "Buzz" Ridl	2007-08	27-10	10-8*	Jamie Dixon
1936-37	14-7	—	Dr. H.C. Carlson	1972-73	12-14	—	Charles "Buzz" Ridl	2008-09	31-5	15-3*	Jamie Dixon
1937-38	9-12	—	Dr. H.C. Carlson	1973-74	25-4	—	Charles "Buzz" Ridl	Totals	1413-1032	237-215*	
1938-39	10-8	—	Dr. H.C. Carlson	1974-75	18-11	—	Charles "Buzz" Ridl				
1939-40	8-9	—	Dr. H.C. Carlson	1975-76	12-15	—	Tim Grgurich				
1940-41	13-6	—	Dr. H.C. Carlson	1976-77	6-21	1-9 [^]	Tim Grgurich				

*Big East regular season record
[^]Eastern 8 regular season record

PITT'S HEAD COACHES

Coach	Tenure	Overall		League		Postseason/Yearly Accomplishments
		W	L	W	L	
Benjamin F. Prinz	1905-07	8	14			
Harry Hough	1907-08	10	6			
Wohlparth Wegner	1910-11	6	6			
Dr. George M. Flint	1911-21	106	67			
Andrew Kerr	1921-22	12	8			
Dr. H.C. Carlson	1922-53	367	248	—	—	1927-28 National Champions, 1929-30 National Champions, 1941 NCAA Semifinals (Final Four)
Robert Timmons	1953-68	174	189	—	—	1957 NCAA Second Round; 1958 NCAA Quarterfinals; 1964 NIT
Charles "Buzz" Ridl	1968-75	97	83	—	—	1974 NCAA "Sweet Sixteen", Eastern Regional; 1975 NIT
Tim Grgurich	1975-80	69	70	17	23	1978 Eastern 8 Tournament Semifinals; 1979 Eastern 8 Tournament, Finalists; 1980 NIT
Dr. Roy Chipman	1980-86	102	76	42	49	1981 Eastern 8 Champion; 1981 NCAA Second Round; 1982 Eastern 8 Tournament Champions; 1982 NCAA Tournament; 1984 NIT Quarterfinals; 1985 NCAA Midwest Regionals; 1986 NIT.
Paul Evans	1986-94	147	98	72	62	1987 co-Big East Regular Season Champion; 1987 NCAA Second Round; 1988 Big East Regular Season Champion; 1988 NCAA Second Round; 1989 NCAA; 1991 NCAA Second Round; 1992 NIT Second Round; 1993 NCAA
Ralph Willard	1994-99	63	82	31	59	1997 NIT Second Round
Ben Howland	1999-2003	89	40	38	26	2001 NIT Second Round; 2002 Big East West Champion; 2002 NCAA Sweet Sixteen; 2003 Big East Tournament Champion; 2003 co-Big East West Champion, 2003 NCAA Sweet Sixteen
Jamie Dixon	2003-09	163	45	70	30	2004 Big East Regular Season Champion; 2004 NCAA Sweet Sixteen; 2005 NCAA; 2006 NCAA; 2007 NCAA Sweet Sixteen, 2008 Big East Tournament Champion; 2008 NCAA, 2009 NCAA Elite Eight
TOTALS		1413	1032	237	215	(League record depicts Big East record only)
		(.578)		(.524)		



GENERAL RECORDS

INDIVIDUAL RECORDS

SINGLE GAME RECORDS

- **Minutes Played:** 50, Vonteego Cummings, vs. Villanova, 3/4/98; 50, Isaac Hawkins vs. Villanova, 3/4/98; 50, Jerome Lane vs. Boston College, 2/14/87.
Big East play: 50, Jerome Lane vs. Boston College, 2/14/87; 49, Vonteego Cummings vs. St. John's, 1/22/98.
- **Most Points:** 45, Don Hennon vs. Duke, 12/21/57; 41, Don Hennon vs. Geneva, 2/24/58; 41, Don Hennon vs. Ohio State, 12/3/58.
Big East play: 40, Jason Maile vs. Villanova, 2/12/97.
- **Most Points, Home Floor:** 45, Don Hennon vs. Duke, 12/21/57.
Big East play: 40, Jason Maile vs. Villanova, 2/12/97.
- **Most Points Opponent's Floor:** 38, Larry Harris at Maryland, 2/15/77; 38, Don Hennon at West Virginia, 2/23/57; 38, Don Hennon at Furman, 12/6/57.
Big East play: 37, Clyde Vaughan at Boston College, 1/4/84.
- **Most Points-Freshman:** 34, Don Hennon at North Carolina State, 12/1/56.
- **Most Points Scored- First Career Game:** 34, Don Hennon at North Carolina State, 12/1/56.
- **Most Points-Half:** 28, Jason Maile, Villanova, 2/12/97.
Big East play: 28, Jason Maile vs. Villanova, 2/12/97.
- **Most Field Goals Made:** 20, Don Hennon vs. Duke, 12/21/57.
Big East play: 16, Isaac Hawkins vs. Syracuse, 2/26/98.
- **Most Field Goals Attempted:** 42, Don Hennon vs. Duke, 12/21/57.
- **Best Field Goal Percentage:** 1.000, Brian Shorter (11-11) vs. Providence, 2/11/90.
Big East play: 1.000, Brian Shorter (11-11) vs. Providence, 2/11/90.

- **Most Three-Point Field Goals Made:** 8, Jason Maile vs. Villanova, 2/12/97; 8, Andre Alridge vs. Georgia, 12/17/94.
Big East play: 8, Jason Maile vs. Villanova, 2/12/97.
- **Most Three-Point Field Goal Attempts:** 15, Andre Alridge vs. Georgia, 12/17/94.
Big East play: 14, by three players.
- **Best Three-Point Field Goal Percentage:** 1.000, Sean Miller (6-6) vs. Seton Hall, 2/12/91; 1.000, Sean Miller (6-6) vs. St. Francis, Pa., 12/2/87.
Big East: 1.000, Sean Miller (6-6) vs. Seton Hall, 2/12/91; 1.000, Jason Maile (5-5) vs. Notre Dame, 1/29/97.
- **Most Free Throws Made:** 18, Charles Smith vs. Boston College, 1/21/85.
Big East play: 18, Charles Smith (18-21) vs. Boston College, 1/21/85.
- **Most Free Throws Attempted:** 23, Brian Shorter vs. West Virginia, 12/9/89.
Big East play: 21, Charles Smith vs. Boston College, 1/21/85.
- **Best Free Throw Percentage:** 1.000, Jerry McCullough (15-15) vs. Marshall, 12/5/92.
- **Most Rebounds:** 26, Don Virostek vs. Westminster, 1952-53.
Big East play: 23, DeJuan Blair at Connecticut, 2/16/09.
- **Most Assists:** 16, Levance Fields at DePaul, 2/7/09; Bob Shrewsbury vs. South Carolina, 2/14/76.
Big East play: 16, Levance Fields at DePaul, 2/7/09; 14, Brandin Knight vs. West Virginia, 2/5/00; 14, Darelle Porter vs. Syracuse, 1/23/90.
- **Most Turnovers:** 12, Vonteego Cummings vs. Providence, 1/10/98.
Big East play: 12, Vonteego Cummings vs. Providence, 1/10/98.
- **Steals:** 7, Ricardo Greer vs. Notre Dame, 1/22/00.
Big East play: 7, Ricardo Greer vs. Notre Dame, 1/22/00.
- **Blocked Shots:** 7, 12 players.
Big East play: 7, Mark Blount vs. Connecticut, 12/4/96; 7, Charles Smith vs. Connecticut, 3/11/88; 7, Charles Smith vs. Syracuse, 2/9/87; 7, Bobby Martin vs. Seton Hall, 1/20/90.

- Big East play: 251, Clyde Vaughan, 1982-83.
- **Highest Field Goal Percentage** (min. 300 FGA): .600, Brian Shorter (204-340), 1988-89; .593, DeJuan Blair (226-381), 2008-09; .569, Charles Aiken (177-311), 1985-86.
Big East play: .599, Brian Shorter (109-182), 1988-89.
- **Highest Field Goal Percentage** (min. 150 FGA): .718, Chevon Troutman (135-188), 2002-03; .608, Ontario Lett (127-209), 2002-03.
- **Most Three-Point Field Goals Made:** 93, Brandin Knight, 2001-02; 87, Jason Matthews, 1990-91.
Big East play: 46, Jason Matthews, 1990-91.
- **Most Three-Point Field Goals Attempted:** 261, Brandin Knight, 2001-02; 217, Jason Maile, 1996-97.
Big East play: 120, Brandin Knight, 2001-02.
- **Highest Three-Point Field Goal Percentage** (min 100 3FGA): .482, Jason Matthews (66-137), 1988-89.
Big East play: .522, Jason Matthews (36-69), 1988-89.
- **Highest Three-Point Field Goal Percentage** (min. 50 3FGA): .494, Donatas Zavackas (41-83), 2000-01.
- **Most Free Throws Made:** 204, Brian Shorter, 1989-90; 202, Charles Smith, 1986-87.
Big East play: 112, Brian Shorter, 1989-90; 112, Charles Smith, 1986-87.
- **Most Free Throws Attempted:** 308, Brian Shorter, 1989-90; 276, Ed Pavlick, 1954-55.
Big East play: 166, Brian Shorter, 1989-90.
- **Highest Free Throw Percentage:** .914, Sean Miller (74-81), 1988-89; .905, Sean Miller (76-84), 1990-91.
Big East play: .927, Sean Miller (76-82), 1991-92.
- **Most Rebounds:** 444, Jerome Lane, 1986-87; 432, DeJuan Blair, 2008-09; 424, Don Virostek, 1952-53; 378, Jerome Lane, 1987-88.

TOP AVERAGE ACHIEVEMENTS

AVG. 20-PLUS POINTS IN THREE YEARS

Don Hennon (1956-59), Larry Harris (1975-78), Billy Knight (1971-74)

AVG. 10-PLUS REBOUNDS IN THREE YEARS

4 years- Sam Clancy (1977-81), 3 years- Billy Knight (1971-74)

CAREER AVERAGE: 10.0+ POINTS, 4.0+ REBOUNDS, 4.0+ ASSISTS

Player (Years)	PPG	RPG	APG
Vonteego Cummings (1995-99)	15.3	4.0	4.4
Brandin Knight (1999-03)	11.3	3.9	6.2
Carl Krauser (2002-06)	13.0	4.2	4.5


SEASON AVERAGE: 10.0+ POINTS, 4.0+ REBOUNDS, 4.0+ ASSISTS

Player (Year)	PPG	RPG	APG
Carl Krauser (2005-06)	15.0	4.3	4.8
Carl Krauser (2004-05)	16.0	4.8	5.9
Brandin Knight (2001-02)	15.6	4.8	7.1
Darelle Porter (1990-91)	10.1	4.8	5.1
Ricardo Greer (1997-98)	12.4	6.7	4.3
Jerry McCullough (1993-94)	13.3	4.0	7.0
Jerry McCullough (1995-96)	13.4	4.0	5.3

SEASON RECORDS

- **Most Games Played:** 37, by 14 players in 2006-07 and 2007-08.
- **Most Games Started:** 37, by six players in 2006-07 and 2007-08.
- **Percentage of Games Started:** 100 percent, many players.
- **Most Minutes Played:** 1,284, Brandin Knight, 2001-02; 1,201, Julius Page, 2001-02.
- **Highest Minutes Per Game Average:** 40.1, Vonteego Cummings, 1997-98; 39.0, Andre Alridge, 1995-96.
Big East play: 40.3, Vonteego Cummings, 1997-98.
- **Most Points:** 690, Sam Young, 2008-09; 668, Sam Young, 2007-08; 651, Clyde Vaughan, 1983-84; 651, Don Hennon, 1957-58; 622, Ed Pavlick, 1954-55.
Big East play: 375, Clyde Vaughan, 1982-83.
- **Highest Scoring Average:** 26.0, Don Hennon, 1957-58; 25.7, Don Hennon, 1958-59.
Big East play: 22.0, Clyde Vaughan, 1982-83.
- **Most Field goals made:** 275, Billy Knight, 1972-73; 270, Billy Knight, 1973-74; 267, Don Hennon, 19547-58.
Big East play: 143, Clyde Vaughan, 1982-83.
- **Most Field goal attempts:** 654, Don Hennon, 1957-58; 632, Don Hennon, 1958-59; 541, Don Hennon, 1956-57.

Larry Harris (1974-78) holds Pittsburgh's career field goals made record with 803. He currently ranks third all-time at Pitt with 1,914 points over his four-year career.





GENERAL RECORDS

SUPERLATIVE PERFORMANCES

TRIPLE DOUBLES

- Ricardo Greer (23 points, 12 rebounds, 11 assists), vs. Villanova (BET), 3/4/98.
- Darelle Porter (13 points, 10 rebounds, 11 assists) vs. Providence, 1/23/91.
- Keith Starr (13 points, 11 rebounds, 11 assists) vs. Marquette, 12/18/74.

20/20 CLUB

- DeJuan Blair (22 points/23 rebounds) at Connecticut, 2/16/09.
- DeJuan Blair (23 points/22 rebounds) vs. Notre Dame, 1/31/09.
- Chris McNeal (27 points/20 rebounds) vs. Boston College, 3/3/92.
- Bobby Martin (27 points/20 rebounds) vs. Georgetown, 2/7/90.
- Brian Shorter (26 points/20 rebounds) vs. Northwestern, 12/28/88.
- Jerome Lane (20 points/21 rebounds) vs. Connecticut, 2/12/87.
- Sam Clancy (20 points/20 rebounds) vs. Duquesne, 2/18/78.
- Mel Bennett (22 points/21 rebounds) vs. West Virginia, 3/7/75.
- Billy Knight (25 points/21 rebounds) vs. Buffalo, 1/20/74.
- Billy Knight (26 points/21 rebounds) vs. Lafayette, 1/26/72.

Big East play: 224, Jerome Lane, 1986-87.

- **Rebounding Average:** 20.2, Don Virostek, 1952-53; 13.7, Ed Pavlick, 1953-54; 13.5, Jerome Lane, 1986-87.
- Big East play: 14.0, Jerome Lane, 1986-87.
- **Offensive Rebounds** (since 1986-87): 198, Jerome Lane, 1986-87; 195, DeJuan Blair, 2008-09; 141, Jerome Lane, 1987-88.
- **Defensive Rebounds** (since 1986-87): 246, Jerome Lane, 1986-87; 237, DeJuan Blair, 2008-09; 237, Jerome Lane, 1987-88.
- **Personal Fouls:** 122, Charles Smith, 1986-87; 117, Ontario Lett, 2001-02.
- **Disqualifications:** 15, John Kendrick, 1951-52; 12, Michael Zernich, 1950-51.
- **Most Assists:** 270, Levance Fields, 2008-09; 251, Brandin Knight, 2001-02; 229, Darelle Porter, 1989-90.
- Big East play: 147, Levance Fields, 2008-09.
- **Assists Average:** 7.9, Darelle Porter, 1989-90; 7.5, Levance Fields, 2008-09; 7.2, Brandin Knight, 2001-02; 7.0, Jerry McCullough, 1993-94.
- Big East play: 8.2, Levance Fields, 2008-09.
- **Assist:Turnover Ratio:** 3.80, Levance Fields, 2008-09; 2.95, Levance Fields, 2007-08; 2.41, Levance Fields, 2006-07; 2.41, Sean Miller, 1990-91; 2.38, Sean Miller, 1991-92.
- Big East play: 3.87, Levance Fields, 2008-09.
- **Most Turnovers:** 129, Vonteeo Cummings, 1996-97; 128, Andre Alridge, 1994-95.
- **Steals:** 101, Kellii Taylor, 1996-97; 85, Vonteeo Cummings, 1996-97.
- Big East play: 55, Jerry McCullough, 1995-96.
- **Steals Average:** 3.2, Kellii Taylor, 1996-97; 3.0, Jerry McCullough, 1995-96.
- Big East play: 3.0, Kellii Taylor, 1996-97; 3.0, Kellii Taylor, 1997-98.
- **Blocked Shots:** 106, Charles Smith, 1986-87; 96, Charles Smith, 1987-88.
- Big East play: 53, Charles Smith, 1986-87.


- **Blocked Shots Average:** 3.2, Charles Smith, 1986-87; 3.1, Charles Smith, 1987-88.
- Big East play: 3.1, Charles Smith, 1986-87.

CAREER RECORDS

- **Most Games Played:** 143, Sam Young, 2005-09; 141, Tyrell Biggs, 2005-09; 137, Jaron Brown, 2000-04; 128, Sean Miller, 1987-92; 127.
- **Most Games Started:** 136, Julius Page, 2000-04.
- **Consecutive Games Played:** 127, Brandin Knight, 1999-03.
- **Consecutive Starts:** 124, Sean Miller, 12/21/87-3/23/92; 122, Charles Smith, 11/22/85-3/20/88.
- Big East play: 66, Sean Miller, 1987-92; 64, Charles Smith, 1984-88.
- **Percentage of Games Started:** 100 percent-Charles Smith (122-122), 1985-88; Sam Clancy (116-166), 1977-81; Attila Cosby (55-55), 1998-99; 98.2- Ricardo Greer (115-117), 1998-01.
- **Most Minutes Played:** 4,398, Julius Page, 2000-04; 4,307, Brandin Knight, 1999-03.
- Big East play: 2,242, Brandin Knight, 1999-03.
- **Minutes Per Game:** 34.4, Ricardo Greer, 1997-01; 34.3, Vonteeo Cummings, 1995-99.
- **Most Points:** 2,045, Charles Smith, 1984-88; 2,033, Clyde Vaughan, 1980-84.
- Big East play: 1,047, Charles Smith, 1984-88; 983, Ricardo Greer, 1997-01.
- **Highest Scoring Average:** 24.2, Don Hennon, 1957-59; 22.2, Billy Knight, 1972-74.
- Big East play: 19.5, Clyde Vaughan, 1982-84; 18.5, Brian Shorter, 1988-91.
- **Most Field Goals Made:** 803, Larry Harris, 1974-78; 770, Clyde Vaughan, 1980-84.
- Big East play: 355, Charles Smith, 1984-88.
- **Most Field Goal Attempts:** 1,827, Don Hennon, 1956-59; 1,599, Clyde Vaughan, 1980-84.
- Big East play: 846, Ricardo Greer, 1997-01; 795, Vonteeo Cummings, 1995-99.
- **Highest Field Goal Percentage** (min. 800 FGA): .538, Brian Shorter (540-1,004), 1988-91; .534, Charles Smith (707-1,324), 1984-88.
- Big East play: .528, Charles Smith (355-675), 1984-88.
- **Highest Field Goal Percentage** (min. 400 FGA): .589, Ontario Lett (245-416), 2001-03; .557, Eric Mobley (371-666), 1991-94.
- **Most 3-point Field Goals Made:** 259, Jason Matthews, 1987-91; 239, Sean Miller, 1987-92.
- Big East play: 139, Jason Matthews, 1987-91; 117, Sean Miller, 1987-92.
- **Most 3-point Field Goals Attempted:** 654, Brandin Knight, 1999-03; 574, Sean Miller, 1987-92; 567, Jason Matthews, 1987-91.
- Big East play: 319, Jerry McCullough, 1991-96.
- **Highest 3-point Field Goal Percentage:** .457, Jason Matthews (259-567), 1988-91; .416, Sean Miller (239-574), 1987-92; .409, Rod Brookin (94-230), 1986-90.
- Big East play: .466, Jason Matthews (139-298), 1987-91; .402, Sean Miller (117-291), 1987-92.
- **Highest Free Throw Percentage:** .885, Sean Miller (317-358), 1987-92; .878, Jason Matthews (481-548), 1987-91.
- Big East play: .909, Sean Miller (209-230), 1987-92; .889, Jason Matthews (255-287), 1987-91.
- **Consecutive Free Throws Made:** 34, Jason Matthews, 1988-89; 34, Sean Miller, 1987-88; 34, Don Hennon, 1957-58; 29, Terry Knight, 1978-79.
- Big East play: 40, Sean Miller, 1990-91 to 1991-92.
- **Most Free Throws Made:** 628, Charles Smith, 1984-88; 552, Brian Shorter, 1988-91.
- Big East play: 334, Charles Smith, 1984-88.
- **Most Free Throw Attempts:** 834, Charles Smith, 1984-88; 778, Brian Shorter, 1988-91.

Big East play: 447, Charles Smith, 1984-88.


- **Most Rebounds:** 1,342, Sam Clancy, 1977-81; 987, Charles Smith, 1984-88; 970, Jerome Lane, 1985-88.
- Big East play: 502, Charles Smith, 1984-88.
- **Best Rebounding Average:** 12.0, Billy Knight, 1971-74; 11.8, Ed Pavlick, 1952-55; 11.6, Sam Clancy, 1977-81.
- Big East play: 10.9, DeJuan Blair, 2007-09.
- **Offensive Rebounds** (since 1986-87): 365, Ricardo Greer, 1997-01; 343, Isaac Hawkins, 1996-01; 339, DeJuan Blair, 2007-09.
- **Defensive Rebounds** (since 1986-87): 814, Charles Smith, 1984-88; 631, Jerome Lane, 1985-88.
- **Personal Fouls:** 410, Sam Clancy, 1977-81; 392, Charles Smith, 1984-88.
- **Disqualifications:** 29, Julius Pegues, 1955-58; 27, Chuck Hursh, 1955-58.
- **Most Assists:** 785, Brandin Knight, 1999-03; 744, Sean Miller, 1987-92.
- Big East play: 401, Sean Miller, 1987-92.
- **Best Assists Average:** 6.2, Brandin Knight, 1999-03; 5.8, Sean Miller, 1987-92.
- Big East play: 6.0, Sean Miller, 1987-92.
- **Assist:Turnover Ratio** (since 1978-79): 2.89, Levance Fields, 2005-09; 2.32, Sean Miller, 1987-92; 1.95, Darelle Porter, 1987-91.
- **Turnovers:** 406, Brandin Knight, 1999-03; 364, Vonteeo Cummings, 1995-99; 364, Ricardo Greer, 1997-01.
- **Most Steals:** 298, Brandin Knight, 1999-03; 257, Jerry McCullough, 1991-96.
- Big East play: 174, Jerry McCullough, 1991-96.
- **Steals Average:** 2.6, Kellii Taylor, 1995-00; 2.3, Brandin Knight, 1999-03.
- Big East play: 2.48, Jerry McCullough, 1991-96.
- **Most Blocked Shots:** 364, Charles Smith, 1984-88; 184, Eric Mobley, 1991-94.
- Big East play: 158, Charles Smith, 1984-88.



Bobby Martin (1987-91) tied the school record with seven blocked shots vs. Seton Hall on Jan. 20, 1990.



GENERAL RECORDS



Vonteego Cummings averaged a school record 40.1 minutes per game during the 1997-98 season. In Pitt's double overtime contest against Villanova in the 1998 Big East Championship, Cummings played the full 50 minutes, which remains as the school record.

140

- **Blocks Per Game:** 2.8, Charles Smith, 1984-88; 2.1, Eric Mobley, 1991-94. Big East play: 2.47, Charles Smith, 1984-88.

TEAM RECORDS

GAME RECORDS

- **Most Points:** 127, vs. Syracuse, 2/13/70. Big East play: 117, vs. Providence, 2/10/90.
- **Most Points Both Teams:** 235, vs. Syracuse, 2/13/70. Big East play: 219, vs. Providence, 2/11/90.
- **Most Points Home Floor:** 127, vs. Syracuse, 2/13/70.
- **Most Points Opponent's Floor:** 101, at Buffalo State, 1/20/74
- **Most Points Half:** 69, vs. Syracuse, 2/13/70. Big East play: 61, vs. Seton Hall, 3/6/87.
- **Fewest Points Scored:** 4, vs. Penn State, 1905-06. Big East play: 45, vs. Villanova, 1/11/84.
- **Most Points Allowed:** 120, vs. LSU, 1/31/69. Big East play: 103, vs. Syracuse, 2/4/89.
- **Fewest Points Allowed:** 9, at Penn State (24-9 loss), 1951-52.
- **Fewest Points Allowed:** 10, vs. Carnegie Tech, 1928-29.
- **Fewest Points One Half:** 2, vs. Penn State, 3/5/06.
- **Fewest Points Both Teams:** 27, Penn State (15-12 loss), 1943-44.
- **Largest Victory Margin:** 59, vs. Indiana, Pa. (108-49), 11/29/86. Big East play: 36, vs. West Virginia (82-46), 2/12/03
- **Largest Victory Margin- Road Game:** 45, at Carnegie Mellon (89-46), 12/16/96. Big East play: 28, at Syracuse, 1/24/04.
- **Worst Defeat:** 51, at Wichita State (109-58), 12/26/64. Big East play: 33, at Villanova (88-55), 2/3/96.
- **Most Points in a Losing Game:** 96, vs. Geneva (101-96), 1954-55.
- **Most Field Goals Made:** 48, vs. Syracuse, 2/13/70.
- **Most Field Goals Attempted:** 101, vs. Duquesne, 12/6/74.

- **Best Field Goal Percentage:** .674, vs. Cincinnati (31-46), 2/14/09; vs. Kent State (31-46), 3/17/06.
- **Most Three-Point Field Goals Made:** 16, vs. Notre Dame, 1/29/97. Big East play: 16, vs. Notre Dame, 1/29/97.
- **Most Three-Point Field Goals Attempted:** 34, vs. Georgia, 12/14/94.
- **Most Free Throws Made:** 44, vs. New York University, 1954-55.
- **Most Free Throws Attempted:** 60, vs. New York University, 1954-55. Big East play: 55, vs. Providence, 2/7/87.
- **Most Combined Rebounds:** 100, vs. Vermont, 12/6/08.
- **Most Rebounds:** 59, vs. Vermont, 12/6/08. Big East play: 58, vs. Providence, 2/7/87.
- **Personal Fouls:** 38, vs. Villanova, 2/7/86. Big East play: 38, vs. Villanova, 2/7/86.
- **Most Assists:** 34, vs. Cleveland State, 2/14/74.
- **Most Turnovers:** 35 vs. Georgetown, 1/3/95. Big East play: 35 vs. Georgetown, 1/3/95
- **Steals:** 20 vs. Indiana, Pa., 12/16/78.
- **Blocked Shots:** 12, vs. St. Francis, Pa., 12/1/93.
- **Most Players Scoring 20 or more Points:** 3 vs. Syracuse, 2/13/70 (Kent Scott, 28; Paul O'Gorek, 27; Cleveland Edwards, 20); 3 vs. Syracuse, 2/11/72 (Billy Knight, 33; Mickey Martin, 26; Kent Scott 22); 3 vs. Kent State, 2/9/72 (Billy Knight, 23, Mike Paul, 21; Kent Scott, 20)
- **Most Players in double figure scoring:** 6 vs. Kent State, 3/17/06 (Gray 17, Ramon 16, Young 12, Krauser 11, Kendall 10, Fields 10); 6 vs. Syracuse, 2/13/70 (Scott 28, O'Gorek 27, Edwards 20, Paul 19, Patcher 13, Causer 11), 6 vs. Southeastern Louisiana, 12/14/02 (Page, 17; Troutman, 14; Knight 13, Krauser 13, Brown 11, Lett, 10). Big East Play: 5 many times.
- **Most Players Disqualified:** 5, vs. Villanova, 2/7/86. Big East Play: 5, vs. Villanova, 2/7/86.

SEASON RECORDS

- **Most Games Played:** 37 in 2006-07 and 2007-08.

MULTI-FACETED ACHIEVEMENTS

1,000 POINTS, 1,000 REBOUNDS- CAREER

Player (Years)	Points	Reb.
Sam Clancy (1977-81)	1671	1342

1,500 POINTS, 500 REBOUNDS, 500

ASSISTS- CAREER

Player (Years)	Points	Reb.	Asst.
Carl Krauser (2002-06)	1642	526	568

1,000 POINTS, 500 REBOUNDS- CAREER

Player (Years)	Points	Reb.
John Riser (1954-57)	1164	775
Bob Lazor (1954-57)	1175	841
Brian Generalovich (1961-64)	1114	622
Larry Harris (1974-78)	1914	569
Billy Knight (1971-74)	1731	938
Sam Clancy (1977-81)	1671	1342
Chris McNeal (1980-83)	1067	695
Clyde Vaughan (1980-84)	2033	922
Charles Smith (1984-88)	2045	987
Jerome Lane (1985-88)	1217	970
Brian Shorter (1988-91)	1633	772
Bobby Martin (1987-91)	1282	775
Isaac Hawkins (1996-01)	1127	834
Ricardo Greer (1997-01)	1753	888

Chevon Troutman (2001-05)	1274	711
Carl Krauser (2002-06)	1642	526
Aaron Gray (2003-07)	1109	790
Sam Young (2005-09)	1884	712

1,000 POINTS AND 400 ASSISTS- CAREER

Player (Years)	Points	Asst.
Darelle Porter (1987-90)	1007	617
Sean Miller (1987-92)	1282	744
Jerry McCullough (1991-96)	1342	552
Vonteego Cummings (1995-99)	1581	458
Brandin Knight (1999-03)	1440	785
Carl Krauser (2002-05)	1642	568
Levance Fields (2005-09)	1247	645

500 POINTS AND 250 REBOUNDS- SEASON

Player (Year)	Points	Reb.
Billy Knight (1973-74)	609	375
Clyde Vaughan (1981-82)	541	284
Clyde Vaughan (1982-83)	613	258
Clyde Vaughan (1983-84)	651	256
Charles Smith (1986-87)	562	282
Jerome Lane (1986-87)	522	444
Brian Shorter (1988-89)	587	288
Brian Shorter (1989-90)	598	274
Ricardo Greer (1999-00)	506	275

DeJuan Blair (2008-09)	550	432
------------------------	-----	-----

300 POINTS AND 150 ASSISTS- SEASON

Player (Year)	Points	Asst.
Keith Starr (1974-75)	389	180
Dwayne Wallace (1981-82)	341	187
Sean Miller (1990-91)	344	159
Darelle Porter (1990-91)	333	168
Sean Miller (1991-92)	361	224
Jerry McCullough (1992-93)	428	156
Jerry McCullough (1993-94)	333	175
Vonteego Cummings (1997-98)	507	154
Brandin Knight (2001-02)	546	251
Carl Krauser (2004-05)	463	170
Carl Krauser (2005-06)	494	160
Levance Fields (2006-07)	339	169
Levance Fields (2008-09)	386	270

1,000 POINTS, 600 REBOUNDS, 200 ASSISTS- CAREER

Player (Years)	Points	Reb.	Asst.
Billy Knight (1971-74)	1,731	938	206
Jerome Lane (1985-88)	1,217	970	206
Ricardo Greer (1997-01)	1,753	888	373
Jaron Brown (2000-04)	1,258	651	295



GENERAL RECORDS

TOP SEASON STATISTICAL TANDEM

SCORING

DeJuan Blair and Sam Young, 2008-09	1,240
B. Shorter and J. Matthews, 1989-90	1,151
DeJuan Blair and Sam Young, 2007-08	1,097
Don Hennon and Julius Pegues, 1957-58	1,090
C. Smith and Jerome Lane, 1986-87	1,084
B. Shorter and J. Matthews, 1988-89	1,083
C. Smith and Jerome Lane, 1987-88	1,018
C. Vaughan and G. Allen, 1983-84	1,014
J. Matthews and Brian Shorter, 1990-91	992
Don Hennon and John Riser, 1956-57	986

REBOUNDING


Jerome Lane and Charles Smith, 1987-88	726
DeJuan Blair and Sam Young, 2008-09	657
Jerome Lane and Charles Smith, 1987-88	617
Bob Lazor and Ed Pavlick, 1953-54	603
Don Virostek and Dick Dietrick, 1952-53	595
Sam Young and DeJuan Blair, 2007-08	569
Bob Lazor and Chuck Hursh, 1955-56	547
Aaron Gray and Levon Kendall, 2006-07	545
Sam Clancy and Terry Knight, 1978-79	539

ASSISTS

Levance Fields and B. Wanamaker, 2008-09	347
Brandin Knight and Jaron Brown, 2001-02	330
Sean Miller and Darelle Porter, 1990-91	327
Sean Miller and Darelle Porter, 1988-89	322
S. Miller and J. McCullough, 1991-92	312
Brandin Knight and Carl Krauser, 2002-03	302

- **Most Minutes Played** (since 1978-79): 7500 in 2006-07.
- **Most Overtime Games Played**: 4 in 2001-02; 4 in 1954-55.
- **Total Overtime Games**: 68.
- **Record in Overtime Games** (all-time): 34-34.
- **Longest Game**: 3 overtimes, at George Washington, L, 75-73, 1/10/76.
- **Most Wins** (post-1940): 31 in 2003-04 and 2008-09.
- **Most Wins** (pre-1940): 23 in 1929-30.
- **Most Losses**: 21 in 1976-77.
- **Fewest Wins** (pre-1940): 2 in 1905-06.
- **Fewest Wins** (post-1940): 4 in 1968-69.
- **Fewest Losses**: 0 (21-0) in 1927-28.
- **Longest Win Streak**: 22 from 12/4/73-2/20/74; 21 in 1927-28.
- **Longest Losing Streak**: 10 from 12/7/68-1/22/69; 10 from 2/5/93-3/10/93.
- **Best Winning Percentage** (pre-1940): 1.000 (21-0) in 1927-28.
- **Best Winning Pct.** (post-1940): .861 (31-5) in 2008-09.
- **Worst Winning Percentage**: .166 (4-20) in 1968-69.
- **Most Points**: 2,772, 1986-87.
- **Fewest Points**: 1,466, 1950-51.
- **Highest Scoring Average**: 84.0 in 1986-87.
- **Lowest Scoring Average**: 66.0 in 1968-69.
- **Fewest Points Per Game Allowed**: 59.2 in 2002-03.
- **Most Field Goals Made**: 1,040 in 2008-09.
- **Fewest Field Goals Made**: 557 in 1952-53.
- **Most Field Goal Attempts**: 2,185 in 2007-08.
- **Fewest Field Goal Attempts**: 1,468 in 1961-62.
- **Highest Field Goal Pct.**: .509 (1000-1965) in 1986-87.
- **Worst Field Goal Pct.**: .363 (438-1206) in 1948-49.
- **Most 3-Point Field Goals Made**: 229 in 2006-07.

- **Least 3-Point Field Goals Made**: 110 in 1986-87.
- **Most 3-Point Field Goal Attempts**: 682 in 2001-02.
- **Fewest 3-Point Field Goal Attempts**: 287 in 1987-88.
- **Highest 3-Point Field Goal Percentage**: .417 (211-506) in 1990-91.
- **Worst 3-Point Field Goal Pct.**: .307 (159-518) in 1998-99.
- **Most Free Throws Made**: 741 in 1990-91.
- **Fewest Free Throws Made**: 323 in 1973-74.
- **Most Free Throws Attempted**: 994 in 1991-92.
- **Fewest Free Throws Attempted**: 488 in 1998-99.
- **Highest Free Throw Percentage**: .748 (741-991) in 1990-91.
- **Worst Free Throw Percentage**: .617 (417-676) in 2000-01.
- **Most Rebounds**: 1,432 in 2008-09.
- **Fewest Rebounds**: 936 in 1983-84.
- **Best Rebound Average**: 55.8 in 1952-53.
- **Worst Rebound Average**: 34.3 in 1982-83.
- **Most Offensive Rebounds** (since 1986-87): 496 in 1996-97.
- **Fewest Offensive Rebounds** (since 1986-87): 368 in 2002-03.
- **Most Personal Fouls**: 735 in 1991-92.
- **Fewest Personal Fouls**: 403 in 1949-50.
- **Most Disqualifications**: 43 in 1951-52.
- **Fewest Disqualifications**: 6 in 1973-74; 6 in 1990-91.
- **Most Assists**: 647 in 2006-07.
- **Fewest Assists**: 309 in 1973-74.
- **Best Assists Average**: 19.4 in 1973-74.
- **Worst Assists Average**: 11.8 in 1982-83.
- **Best Assist Turnover Ratio**: 1.47 in 2006-07.
- **Worst Assist:Turnover Ratio**: 0.770 in 1996-97.
- **Most Turnovers** (since 1978-79): 584 in 1994-95.
- **Fewest Turnovers** (since 1978-79): 208 in 1984-85.
- **Most Blocked Shots**: 157 in 2001-02.
- **Fewest Blocked Shots**: 43 in 1982-83.
- **Worst Blocks Average**: 5.2 in 1993-94.



Jerome Lane owns three season rebounding records including total rebounds and total offensive and defensive rebounds. In 1986-87, Lane became the only player in school history to lead NCAA Division I in a statistical category when he finished with a 13.5 rebounds per game average. Lane became a member of Pitt's 20-20 club with a 20-point, 21-rebound performance vs. Connecticut on Feb. 12, 1987.



The 2002-03 senior class of Brandin Knight, Ontario Lett and Donatas Zavackas was credited with putting Pitt basketball back on the map. The trio accumulated an 89-40 record over their four-year period from 1999-03.



GENERAL RECORDS

- **Worst Blocks Average:** 1.5 in 1982-83.
- **Most Steals:** 338 in 1998-99.
- **Fewest Steals:** 176 in 1992-93
- **Best Steals Average:** 11.3 in 1998-99.
- **Worst Steals Average:** 5.9 in 1998-99.

- **Steals:** 8, Winston Garland (Southwest Missouri State), 3/12/86.
- **Blocked Shots:** 9, Patrick Ewing (Georgetown), 2/19/85.

OPPONENT RECORDS


INDIVIDUAL RECORDS

- **Points Scored:** 48, Eric Murdock (Providence), 1/23/91; 46, Bob Tallent (George Washington), 1/11/69.
- **Field Goals Made:** 17, Bob Tallent (George Washington), 1/11/69.
- **Free Throws Made:** 16, Sherman Douglas (Syracuse), 3/7/87.
- **Three-Point Field Goals Made:** 9, Dana Barros (Boston College), 1/7/89.
- **Rebounds:** 26, Joseph Hughes (Holy Cross), 2/3/58; Slobodnik (Duchesne), 1959.
- **Assists:** 16, Tony Wyslinger (Illinois), 12/6/86.

TEAM RECORDS

- **Points Scored:** 120, LSU, 1/31/69.
- **Fewest Points:** 10, Carnegie Tech, 1928-29.
- **Field Goal Attempts:** 86, vs. Providence, 2/10/90.
- **Total Rebounds:** 71, Holy Cross, 2/3/58.
- **Offensive Rebounds:** 24, vs. Providence, 2/10/90.
- **Three-Point Field Goals Made:** 14 two times-Notre Dame, 2/12/05; Notre Dame, 1/22/00.
- **Three-Point Field Goals Attempted:** 40, at West Virginia, 2/5/05.
- **Personal Fouls:** 38, Villanova, 1/2/91.

Charles Smith is the only player in school history to start 100 percent of his games played during a four-year career. Smith started all 122 games of his career from 1984-88.



INDIVIDUAL/TEAM SUCCESS RECORDS

MOST OVERALL VICTORIES

Levance Fields, 2005-08	112
Tyrell Biggs, 2005-08	112
Sam Young, 2005-08	112
Chevon Troutman, 2001-05	108
Mark McCarroll, 2001-05	108
Jaron Brown, 2000-04	107
Julius Page, 2000-04	107
Toree Morris, 2000-04	107
Aaron Gray, 2003-07	105
Levon Kendall, 2003-07	105
Antonio Graves, 2003-07	105
Carl Krauser, 2002-06	104
Ronald Ramon, 2004-08	101
Keith Benjamin, 2004-08	101
Brandin Knight, 1999-03	89
Donatas Zavackas, 1999-03	89

BEST OVERALL WINNING PERCENTAGE

Chevon Troutman, 2001-05	.812 (108-25)
Mark McCarroll, 2001-05	.812 (108-25)
Carl Krauser, 2002-06	.794 (104-27)
Levance Fields, 2005-08	.783 (112-31)
Sam Young, 2005-08	.783 (112-31)
Tyrell Biggs, 2005-08	.783 (112-31)
Jaron Brown, 2000-04	.781 (107-30)
Julius Page, 2000-04	.781 (107-30)
Toree Morris, 2000-04	.781 (107-30)
Aaron Gray, 2003-07	.778 (105-30)
Levon Kendall, 2003-07	.778 (105-30)
Antonio Graves, 2003-07	.778 (105-30)
Ronald Ramon, 2004-08	.743 (101-35)
Keith Benjamin, 2004-08	.743 (101-35)
Brandin Knight, 1999-03	.690 (89-40)
Donatas Zavackas, 1999-03	.690 (89-40)

MOST BIG EAST VICTORIES

Chevon Troutman, 2001-05	49
Mark McCarroll, 2001-05	49
Sam Young, 2005-09	47
Levance Fields, 2005-09	47
Tyrell Biggs, 2005-09	47
Carl Krauser, 2002-06	46
Jaron Brown, 2000-04	46
Julius Page, 2000-04	46
Toree Morris, 2000-04	46
Aaron Gray, 2003-07	45
Levon Kendall, 2003-07	45
Antonio Graves, 2003-07	45
Ronald Ramon, 2004-08	42
Keith Benjamin, 2004-08	42
Sean Miller, 1987-92	39

BEST WINNING PERCENTAGE (BIG EAST)

Chevon Troutman, 2001-05	.765 (49-15)
Mark McCarroll, 2001-05	.765 (49-15)
Carl Krauser, 2002-06	.719 (46-18)
Jaron Brown, 2000-04	.719 (46-18)
Julius Page, 2000-04	.719 (46-18)
Toree Morris, 2000-04	.719 (46-18)
Aaron Gray, 2003-07	.703 (45-19)
Levon Kendall, 2003-07	.703 (45-19)
Antonio Graves, 2003-07	.703 (45-19)
Sam Young, 2005-09	.691 (47-21)
Levance Fields, 2005-09	.691 (47-21)
Tyrell Biggs, 2005-09	.691 (47-21)
Ronald Ramon, 2004-08	.636 (42-24)
Keith Benjamin, 2004-08	.636 (42-24)
Jerome Lane, 1985-88	.625 (30-18)

MOST NCAA TOURNAMENT WINS

Levance Fields, 2005-09	7
Sam Young, 2005-09	7
Tyrell Biggs, 2005-09	7
Chevon Troutman, 2002-05	6
Mark McCarroll, 2002-05	6
Jaron Brown, 2002-04	6
Julius Page, 2002-04	6
Toree Morris, 2002-04	6
Aaron Gray, 2003-07	5
Carl Krauser, 2003-06	5
Levon Kendall, 2003-07	5
Antonio Graves, 2003-07	5

MOST NCAA TOURNAMENT APPEARANCES

Chevon Troutman, 2002-05	4
Mark McCarroll, 2002-05	4
Carl Krauser, 2003-06	4
Aaron Gray, 2003-07	4
Levon Kendall, 2003-07	4
Antonio Graves, 2003-07	4
Levance Fields, 2005-09	4
Sam Young, 2005-09	4
Tyrell Biggs, 2005-09	4
Jaron Brown, 2000-04	3
Julius Page, 2000-04	3
Toree Morris, 2000-04	3
Sean Miller, 1987-92	3
Jason Matthews, 1987-91	3
Darelle Porter, 1987-91	3
Charles Smith, 1984-88	3
Demetreus Gore, 1984-88	3

MOST BIG EAST CHAMPIONSHIP WINS

Jaron Brown, 2001-04	10
Julius Page, 2001-04	10
Toree Morris, 2001-04	10
Levance Fields, 2005-09	9
Sam Young, 2005-09	9
Tyrell Biggs, 2005-09	9
Ronald Ramon, 2004-08	9
Keith Benjamin, 2004-08	9
Carl Krauser, 2003-06	8
Brandin Knight, 2000-03	8
Donatas Zavackas, 2000-03	8
Aaron Gray, 2003-07	7
Levon Kendall, 2003-07	7
Antonio Graves, 2003-07	7
Chevon Troutman, 2002-05	7
Mark McCarroll, 2002-05	7

MOST NCAA SWEET SIXTEEN APPEARANCES

Jaron Brown, 2001-04	3
Julius Page, 2001-04	3
Toree Morris, 2001-04	3
Chevon Troutman, 2002-05	3
Mark McCarroll, 2002-05	3
Brandin Knight, 2000-03	2
Donatas Zavackas, 2000-03	2
Carl Krauser, 2003-06	2
Ontario Lett, 2001-02	2
Aaron Gray, 2003-07	2
Levon Kendall, 2003-07	2
Antonio Graves, 2003-07	2
Levance Fields, 2005-09	2
Sam Young, 2005-09	2
Tyrell Biggs, 2005-09	2

MOST LEAGUE CHAMPIONSHIPS

Jaron Brown, 2001-04	3
Julius Page, 2001-04	3
Toree Morris, 2001-04	3
Chevon Troutman, 2002-05	3
Mark McCarroll, 2002-05	3
Many others tied	2

**League championships include tournament titles, regular season titles and co-titles.*

**Note: these records are Big East Era only.*



SCORING LEADERS

TOP SINGLE GAME SCORING/30-POINT CLUB

Pts.	Player	Opponent	Date
45	Don Hennon	Duke	12/21/57
41	Don Hennon	Ohio State	12/3/58
41	Don Hennon	Geneva	2/24/58
40	Ed Pavlick	Ohio State	1954-55
40	Jason Maile	Villanova	2/12/97
39	Larry Harris	Syracuse	12/6/75
39	Larry Harris	at Maryland	2/15/77
38	Don Hennon	at Furman	12/6/57
38	Don Hennon	at West Virginia	2/23/57
37	Billy Knight	at UCLA	12/22/72
37	Brian Shorter	Oklahoma	1/15/89
37	Clyde Vaughan	at Boston College	1/4/84
37	Curtis Aiken	vs. Arkansas	2/29/86
37	Don Hennon	at UCLA	1/13/59
37	Don Hennon	at Carnegie Tech	1959
37	Oland Canterna	Westminster	2/14/45
37	V. Cummings	vs. Villanova	3/4/98
36	Sammy David	Carnegie Tech	2/23/49
35	Don Hennon	Manhattan	12/29/57
35	Don Hennon	Holy Cross	2/6/59
35	George McCrossin	Grove City	1949-50
35	Larry Harris	Duquesne	2/12/77
34	Billy Knight	at Virginia	1/2/74
34	Charles Smith	Chicago State	12/7/87
34	Don Hennon	at Penn State	1/25/58
34	Don Hennon	at N.C. State	12/1/56
34	Don Hennon	at Carnegie Tech	1958
34	Brian Shorter	vs. Providence	2/11/90
34	Larry Harris	at Virginia	1/21/76
34	Clyde Vaughan	Florida State	12/20/84
34	Billy Knight	vs. Furman	3/14/74
34	Jason Matthews	Jacksonville	12/6/88
33	Sam Young	Belmont	11/25/08
33	Billy Knight	Syracuse	2/11/72
33	Don Hennon	Duquesne	12/13/58
33	Larry Harris	Canisius	2/2/78
33	Ricardo Greer	at Syracuse	2/16/00
33	Charles Smith	Providence	1/25/88
33	Billy Knight	at Notre Dame	1/17/73
33	Clyde Vaughan	St. Francis (Pa.)	12/5/83
32	DeJuan Blair	at DePaul	2/7/09
32	Sam Young	vs. Oklahoma State	3/22/09
32	Carl Krauser	Syracuse	1/23/06
32	Brian Shorter	Syracuse	1/7/91
32	Terry Knight	Cincinnati	1/10/79

Pts.	Player	Opponent	Date
32	Billy Knight	Duquesne	12/7/73
32	Billy Knight	at Rutgers	1/5/72
32	Curtis Aiken	St. Francis (Pa.)	12/3/86
32	Larry Harris	Penn	1/30/76
32	Larry Harris	Temple	1/24/76
32	Don Hennon	Penn	2/27/57
32	Kent Scott	Wisconsin	12/8/70
32	Kent Scott	at West Virginia	3/3/70
32	Jason Matthews	vs. Boston College	3/8/90
32	Larry Harris	Duquesne	12/11/76
32	V. Cummings	at Georgetown	2/17/98
32	Kirk Bruce	vs. St. Francis (Pa.)	12/21/74
32	Isaac Hawkins	at Syracuse	2/6/98
32	Billy Knight	at Duquesne	12/7/73
32	Billy Knight	at Kent State	2/27/73
32	Larry Harris	Temple	1/24/76
32	Larry Harris	Penn	1/30/76
32	Jason Matthews	Boston College	1/31/90
31	Sam Young	Connecticut	3/7/09
31	Carl Krauser	Richmond	12/23/04
31	Sam Clancy	vs. Massachusetts	12/27/78
31	Charles Smith	vs. E. Michigan	3/18/88
31	V. Cummings	at Villanova	1/19/99
31	Don Hennon	vs. Morehead St.	3/11/57
31	Don Hennon	Duquesne	12/14/57
31	Don Hennon	at Connecticut	2/4/58
31	Don Hennon	at Westminster	1957-58
31	Don Hennon	vs. Bucknell	12/31/58
31	Don Hennon	Syracuse	1/10/59
31	Clyde Vaughan	at St. John's	3/5/83
31	Don Hennon	at Duke	1/31/59
31	B. Generalovich	at Columbia	1/17/62
31	B. Generalovich	West Virginia	1/20/62
31	B. Generalovich	Carnegie Tech	2/1/64
31	Billy Knight	Colgate	2/17/73
31	Billy Knight	at George. Wash.	2/10/73
31	Larry Harris	Robert Morris	12/9/78
31	Larry Harris	Cincinnati	2/2/77
31	Juius Pegues	vs. Miami (Ohio)	3/11/58
30	V. Cummings	at Wright State	11/20/98
30	Larry Harris	Syracuse	1/14/78
30	Kent Scott	N.C. State	1/23/71
30	Demetreus Gore	vs. Wisconsin	12/30/86
30	Chris McNeal	Illinois	2/13/93
30	Don Hennon	Carnegie Tech	12/14/56
30	Don Hennon	at Westminster	1958-59
30	Don Hennon	St. Louis	1958-59
30	B. Generalovich	vs. Michigan	12/28/63
30	B. Generalovich	vs. Drake	3/14/64
30	Clyde Vaughan	at LaSalle	3/16/84
30	Billy Knight	at West Virginia	12/1/73
30	Billy Knight	Virginia	2/21/73
30	Charles Smith	Florida	1/2/88
30	Jason Matthews	at Florida	12/22/88
30	Jason Matthews	at Cornell	11/26/90
30	Brian Shorter	Villanova	2/20/89
30	Ken Bollens	Westminster	2/11/67
30	John Riser	vs. Kentucky	3/15/57

CLASS RECORDS

POINTS

Freshman: 435, Charles Smith, 1984-85.
Sophomore: 587, Brian Shorter, 1988-89.
Junior: 668, Sam Young, 2007-08.
Senior: 690, Sam Young, 2008-09.

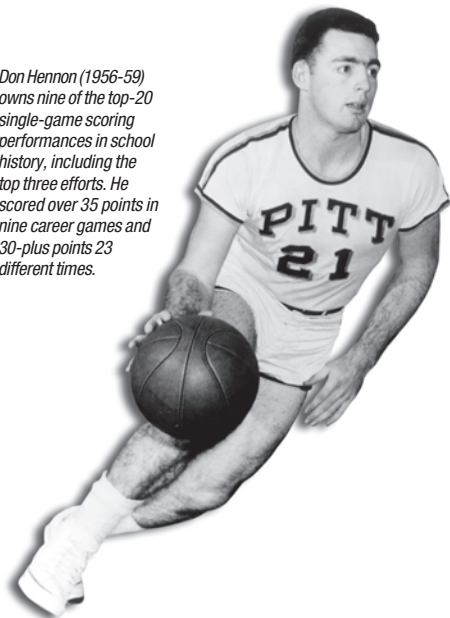
SCORING AVERAGE

Freshman: 15.0, Charles Smith, 1984-85.
Sophomore: 22.1, Larry Harris, 1975-76.
Junior: 26.0, Don Hennon, 1957-58.
Senior: 25.7, Don Hennon, 1958-59.

ANNUAL SCORING LEADERS

Year	Player	Pts.	Avg.
1943-44	Tay Malarkey	178	11.9
1944-45	Do Do Canterna	157	13.1
1945-46	Hank Zeller	171	12.2
1946-47	Sam David	177	9.8
1947-48	Oland Canterna	244	11.6
1948-49	Sam David	390	15.6
1949-50	George McCrossin	251	13.9
1950-51	Michael Belich	415	15.9
1951-52	Mickey Zernich	334	15.2
1952-53	Mickey Zernich	309	13.4
1953-54	Clarence Butch	363	15.8
1954-55	Ed Pavlick	622	23.9
1955-56	Bob Lazor	495	19.8
1956-57	Don Hennon	573	21.2
1957-58	Don Hennon	651	26.0
1958-59	Don Hennon	617	25.5
1959-60	John Mills	348	13.9
1960-61	Ben Jinks	298	13.0
1961-62	Calvin Sheffield	463	18.5
1962-63	Dave Roman	359	15.0
1963-64	Calvin Sheffield	375	16.3
1964-65	Larry Szykowny	364	15.8
1965-66	Larry Szykowny	339	15.4
1966-67	Jim LaValley	297	11.9
1967-68	Tony Delisio	266	12.1
1968-69	Mike Caldwell	280	11.6
1969-70	Kent Scott	405	16.9
1970-71	Kent Scott	328	13.6
1971-72	Billy Knight	505	21.0
1972-73	Billy Knight	617	23.7
1973-74	Billy Knight	609	21.8
1974-75	Kirk Bruce	497	17.1
1975-76	Larry Harris	574	22.1
1976-77	Larry Harris	617	22.9
1977-78	Larry Harris	516	20.6
1978-79	Sam Clancy	447	15.4
1979-80	Sammie Ellis	471	17.4
1980-81	Sam Clancy	504	16.3
1981-82	Clyde Vaughan	541	18.0
1982-83	Clyde Vaughan	613	21.9
1983-84	Clyde Vaughan	651	21.0
1984-85	Charles Smith	435	15.0
1985-86	Demetreus Gore	466	16.1
1986-87	Charles Smith	562	17.0
1987-88	Charles Smith	587	18.9
1988-89	Brian Shorter	587	19.6
1989-90	Brian Shorter	598	20.6
1990-91	Jason Matthews	544	16.5
1991-92	Chris McNeal	492	14.5
1992-93	Jerry McCullough	428	15.3
1993-94	Eric Mobley	370	13.7
1994-95	Jaime Peterson	389	13.9
1995-96	Jerry McCullough	336	13.4
1996-97	Vonteeo Cummings	539	16.3
1997-98	Vonteeo Cummings	507	19.5
1998-99	Vonteeo Cummings	419	16.1
1999-00	Ricardo Greer	506	18.1
2000-01	Ricardo Greer	548	16.6
2001-02	Brandin Knight	546	15.6
2002-03	Julius Page	391	12.2
2003-04	Carl Krauser	493	15.4
2004-05	Carl Krauser	463	16.0
2005-06	Carl Krauser	494	15.0
2006-07	Aaron Gray	499	13.9
2007-08	Sam Young	668	18.1
2008-09	Sam Young	690	19.2

Don Hennon (1956-59) owns nine of the top-20 single-game scoring performances in school history, including the top three efforts. He scored over 35 points in nine career games and 30-plus points 23 different times.






SEASON RECORDS

POINTS

Pts.	Player (GP)	Year
690	Sam Young (36)	2008-09
668	Sam Young (37)	2007-08
651	Clyde Vaughan (31)	1983-84
651	Don Hennon (25)	1957-58
622	Ed Pavlick (26)	1954-55
617	Larry Harris (27)	1976-77
617	Don Hennon (24)	1958-59
617	Billy Knight (26)	1972-73
613	Clyde Vaughan (28)	1982-83
609	Billy Knight (28)	1973-74
598	Brian Shorter (29)	1989-90
587	Brian Shorter (30)	1988-89
587	Charles Smith (31)	1987-88
574	Larry Harris (26)	1975-76
573	Don Hennon (27)	1956-57
562	Charles Smith (33)	1986-87
553	Jason Matthews (29)	1989-90
550	DeJuan Blair (36)	2008-09
548	Ricardo Greer (33)	2000-01
546	Brandin Knight (35)	2001-02
544	Jason Matthews (33)	1990-91
541	Clyde Vaughan (30)	1981-82
539	Vonteego Cummings (33)	1996-97
522	Jerome Lane (33)	1986-87
516	Larry Harris (25)	1977-78
507	Vonteego Cummings (26)	1997-98
506	Ricardo Greer (28)	1999-01
505	Billy Knight (24)	1971-72
504	Sam Clancy (31)	1980-81
499	Aaron Gray (36)	2006-07
497	Kirk Bruce (29)	1974-75

SCORING AVERAGE

Pts.	Player (GP)	Year
26.0	Don Hennon (25)	1957-58
25.7	Don Hennon (24)	1958-59
23.9	Ed Pavlick (26)	1954-55
23.7	Billy Knight (26)	1972-73
22.9	Larry Harris (27)	1976-77
22.1	Larry Harris (26)	1975-76
21.9	Clyde Vaughan (28)	1982-83
21.8	Billy Knight (28)	1973-74
21.2	Don Hennon (27)	1956-57
21.0	Billy Knight (24)	1971-72
21.0	Clyde Vaughan (31)	1983-84
20.6	Larry Harris (25)	1977-78
20.6	Brian Shorter (29)	1989-90
19.8	Bob Lazor (25)	1955-56
19.6	Brian Shorter (30)	1988-89
19.5	Vonteego Cummings (26)	1997-98
19.2	Sam Young (36)	2008-09
19.1	Jason Matthews (29)	1989-90
18.9	Charles Smith (31)	1987-88
18.5	Calvin Sheffield (25)	1963-64
18.1	Sam Young (37)	2007-08
18.1	Ricardo Greer (28)	1999-00
18.0	Clyde Vaughan (30)	1981-82
17.6	Julius Pegues (25)	1957-58
17.4	Sammie Ellis (27)	1979-80
17.2	Brian Generalovich (25)	1963-64
17.1	Kirk Bruce (29)	1974-75
17.1	Kent Scott (24)	1971-72
17.0	Charles Smith (33)	1986-87
16.9	Kent Scott (29)	1969-70
16.6	Ricardo Greer (33)	2000-01



Rod Brookin (1986-90) connected on 40.8 percent of his 3-point shots to rank third on Pitt's all-time list. He also scored 1,047 career points and ranks 36th on the school's all-time scoring list.

CAREER RECORDS

POINTS

Pts.	Player (GP)	Year
2045	Charles Smith (122)	1984-88
2033	Clyde Vaughan (120)	1980-84
1914	Larry Harris (107)	1974-78
1884	Sam Young (143)	2005-09
1841	Don Hennon (76)	1956-59
1840	Jason Matthews (123)	1987-91
1753	Ricardo Greer (117)	1997-01
1731	Billy Knight (78)	1971-74
1671	Sam Clancy (116)	1977-81
1642	Carl Krauser (126)	2002-06
1633	Brian Shorter (92)	1988-91
1581	Vonteego Cummings (103)	1995-99
1555	Demetreus Gore (122)	1984-88
1512	Julius Page (136)	2000-04
1440	Brandin Knight (127)	1999-03
1342	Jerry McCullough (111)	1991-96
1282	Sean Miller (128)	1987-92
1282	Bobby Martin (117)	1987-91
1274	Chevon Troutman (124)	2001-05
1258	Jaron Brown (137)	2000-04
1247	Levance Fields (131)	2005-09
1217	Jerome Lane (93)	1985-88
1200	Curtis Aiken (120)	1983-87
1175	Bob Lazor (76)	1954-57
1164	John Riser (78)	1954-57
1143	Kent Scott (72)	1969-72
1127	Isaac Hawkins (118)	1996-01
1115	Calvin Sheffield (73)	1961-64
1114	Brian Generalovich (72)	1961-64
1109	Aaron Gray (113)	2003-07
1099	Donatas Zavackas (118)	1999-03
1096	Ronald Ramon (135)	2004-08
1067	Chris McNeal (95)	1990-93
1057	Carlton Neverson (89)	1978-81
1050	Julius Pegues (77)	1955-58
1047	Rod Brookin (94)	1986-90
1007	Darelle Porter (123)	1987-91
959	Jason Maile (111)	1992-97
944	Dwayne Wallace (101)	1978-82
930	Ed Pavlick (51)	1952-55

SCORING AVERAGE (Minimum 40 GP)

Pts.	Player (GP)	Year
24.2	Don Hennon (76)	1956-59
22.2	Billy Knight (78)	1971-74
18.2	Ed Pavlick (51)	1952-55
17.9	Larry Harris (107)	1974-78
17.8	Brian Shorter (92)	1988-91
16.9	Clyde Vaughan (120)	1980-84
16.8	Charles Smith (122)	1984-88
16.5	Sammie Ellis (55)	1978-80
15.9	Kent Scott (72)	1969-72
15.5	Brian Generalovich (72)	1961-64
15.5	Bob Lazor (76)	1954-57
15.3	Vonteego Cummings (103)	1995-99
15.3	Calvin Sheffield (73)	1961-64
15.0	Ricardo Greer (117)	1997-01
15.0	Jason Matthews (123)	1987-91
14.9	John Riser (78)	1954-57
14.4	Sam Clancy (116)	1977-81
13.6	DeJuan Blair (72)	2007-09
13.6	Julius Pegues (77)	1955-58
13.4	Samuel David (46)	1947-49
13.2	Sam Young (143)	2005-09
13.1	Jerome Lane (93)	1985-88
13.1	Clarence Burch (45)	1951,54
13.0	Carl Krauser (126)	2002-06
12.7	Demetreus Gore (122)	1984-88
12.6	Dave Roman (50)	1962-64
12.5	Oland Canterna (45)	1947-49
12.1	Ben Jinks (70)	1960-63
12.1	Jerry McCullough (111)	1991-96
12.1	Larry Szykowny (67)	1963-66
12.0	Chris Taft (65)	2003-05
11.9	Michael Zernich (71)	2004-08
11.9	Carlton Neverson (89)	1978-81
11.8	John Fridley (72)	1958-61
11.6	Mike Paul (68)	1969-72
11.3	Brandin Knight (127)	1999-03
11.2	Chris McNeal (95)	1990-93
11.2	Bob Lovett (64)	1963-66
11.1	Rod Brookin (94)	1986-90
11.1	Julius Page (136)	2000-04

OTHER SCORING RECORDS

DOUBLE FIGURE SCORING GAMES

- Career: 106, Charles Smith, 1984-88.
- Season: 36, Sam Young, 2007-08.
- Consecutive: 81, Larry Harris, 3/8/75-3/3/78.

20-PLUS POINT GAMES

- Career: 52, Don Hennon, 1956-59.
- Season: 20, Don Hennon, 1958-59.
- Consecutive: 12, Don Hennon, 2/22/58-12/29/58.

30-PLUS POINT GAMES

- Career: 23, Don Hennon, 1956-59.
- Season: 9, Don Hennon, two times, 1957-58 and 1958-59.
- Consecutive: 2, three times.

40-PLUS POINT GAMES

- Career: 3, Don Hennon, 1956-59.
- Season: 2, Don Hennon, 1957-58.

20.0-PLUS AVERAGE SEASONS

- Career: 3, Don Hennon, 1956-59; Larry Harris, 1974-78; Billy Knight, 1971-74.

POINTS OVER A TWO-GAME STRETCH

- Career: 76, Don Hennon (45-Duke/31-Duquesne), 1956-57.

PCT. OF DOUBLE-FIGURE SCORING GAMES

- Career: 96.0%, Don Hennon (73-76), 1956-59.
- Season: 100.0%, many players.

MULTIPLE SEASON SCORING LEADERS


- Career: 3, Don Hennon, 1956-58; Billy Knight, 1971-74; Larry Harris, 1974-78; Vonteego Cummings, 1995-99; Clyde Vaughan, 1980-84; Charles Smith, 1984-88; Carl Krauser, 2002-06.

MULTIPLE 500-PLUS POINT SEASONS

- Career: 3, four players- Don Hennon, 1956-58; Billy Knight, 1971-74; Larry Harris, 1974-78; Clyde Vaughan, 1980-84.



1,000-POINT CLUB




1. CHARLES SMITH ■ 2,045 POINTS

JERSEY RETIRED

No. 32 ■ 6-10 ■ 230 ■ Center ■ Bridgeport, Conn. (Warren Harding)


Year	GP	GS	Min	Avg	Total							Rebounds													
					FG	FGA	Pct	3FG	3FGA	Pct	FT	FTA	Pct	Off	Def	Tot	Avg	PF	FO	Ast	TO	Blk	Stl	Pts	Avg
1984-85	29	29	956	33.0	151	301	.502	0	0	.000	133	175	.760	--	231	231	8.0	79	1	15	58	63	24	435	15.0
1985-86	29	29	1077	37.1	165	318	.519	0	0	.000	131	172	.762	--	235	235	8.1	97	7	46	59	81	27	461	15.9
1986-87	33	33	1050	31.8	180	327	.550	0	0	.000	202	275	.735	96	186	282	8.5	122	9	53	65	106	25	562	17.0
1987-88	31	31	1020	32.9	211	378	.558	3	11	.273	162	212	.764	77	162	239	7.7	94	5	57	67	96	38	587	18.9
TOTAL	122	122	4103	33.6	707	1324	.534	3	11	.273	628	834	.753	173	814	987	8.1	392	22	171	249	346	114	2045	16.8



2. CLYDE VAUGHAN ■ 2,033 POINTS

No. 42 ■ 6-4 ■ 210 ■ Forward ■ Mount Vernon, N.Y. (New Rochelle)


Year	GP	GS	Min	Avg	Total							Rebounds													
					FG	FGA	Pct	3FG	3FGA	Pct	FT	FTA	Pct	Off	Def	Tot	Avg	PF	FO	Ast	TO	Blk	Stl	Pts	Avg
1980-81	31	--	447	14.4	89	198	.449	--	--	--	50	94	.532	--	124	124	4.0	30	0	9	27	2	7	228	7.4
1981-82	30	--	1081	36.0	199	397	.501	--	--	--	143	200	.715	--	284	284	9.5	63	0	19	67	9	22	541	18.0
1982-83	28	--	1067	38.1	228	478	.477	--	--	--	157	213	.737	--	258	258	9.2	63	1	19	26	6	17	613	21.9
1983-84	31	--	1146	37.0	254	526	.483	--	--	--	143	189	.757	--	256	256	8.3	61	1	43	64	3	18	651	21.0
TOTAL	120	--	3741	31.2	770	1599	.482	--	--	--	493	696	.708	--	922	922	7.7	217	2	90	184	20	64	2033	16.9



3. LARRY HARRIS ■ 1,914 POINTS

No. 24 ■ 6-6 ■ 205 ■ Forward ■ Loraine, Ohio (Clearview)

Year	GP	GS	Min	Avg	Total							Rebounds													
					FG	FGA	Pct	3FG	3FGA	Pct	FT	FTA	Pct	Off	Def	Tot	Avg	PF	FO	Ast	TO	Blk	Stl	Pts	Avg
1974-75	29	--	--	--	90	200	.450	--	--	--	27	44	.614	--	96	96	3.3	52	2	25	--	19	--	207	7.1
1975-76	26	--	--	--	242	475	.509	--	--	--	90	117	.769	--	167	167	6.4	77	4	20	--	24	--	574	22.1
1976-77	27	--	--	--	254	494	.514	--	--	--	109	133	.820	--	175	175	6.5	81	4	41	--	4	--	617	22.9
1977-78	25	--	--	--	217	415	.523	--	--	--	82	102	.804	--	131	131	5.2	74	3	37	--	16	--	516	20.6
TOTAL	107	--	--	--	803	1584	.507	--	--	--	308	396	.778	--	569	569	5.3	284	13	123	--	63	--	1914	17.9



4. SAM YOUNG ■ 1,884 POINTS

No. 23 ■ 6-7 ■ 215 ■ Forward ■ Clinton, Md. (Hargrave Military Academy/Friendly)

Year	GP	GS	Min	Avg	Total							Rebounds													
					FG	FGA	Pct	3FG	3FGA	Pct	FT	FTA	Pct	Off	Def	Tot	Avg	PF	FO	Ast	TO	Blk	Stl	Pts	Avg
2005-06	33	3	672	20.4	98	188	.521	4	21	.190	61	88	.693	59	85	144	4.4	45	0	28	50	20	22	261	7.9
2006-07	37	2	637	17.2	103	225	.458	13	42	.310	46	77	.597	47	64	111	3.0	60	1	25	42	17	21	265	7.2
2007-08	37	37	1187	32.1	254	505	.503	44	115	.383	116	168	.690	83	149	232	6.3	73	1	45	87	42	41	668	18.1
2008-09	36	36	1146	31.8	261	520	.502	54	145	.372	114	154	.740	69	156	225	6.3	60	1	40	88	30	35	690	19.2
TOTAL	107	42	2496	23.3	455	918	.496	61	178	.343	223	333	.670	189	298	487	4.6	178	2	98	179	79	84	1194	11.2



5. DON HENNON ■ 1,841 POINTS

JERSEY RETIRED

No. 10 ■ 5-8 1/2 ■ 188 ■ Guard ■ Wampum, Pa. (Wampum)

Year	GP	GS	Min	Avg	Total							Rebounds													
					FG	FGA	Pct	3FG	3FGA	Pct	FT	FTA	Pct	Off	Def	Tot	Avg	PF	FO	Ast	TO	Blk	Stl	Pts	Avg
1956-57	27	--	--	--	225	541	.416	--	--	--	123	149	.826	--	95	95	3.5	68	2	--	--	--	--	573	21.2
1957-58	25	--	--	--	267	654	.408	--	--	--	117	140	.836	--	118	118	4.7	65	0	--	--	--	--	651	26.0
1958-59	24	--	--	--	231	632	.366	--	--	--	155	191	.812	--	105	105	4.4	77	1	--	--	--	--	617	25.7
TOTAL	76	--	--	--	723	1827	.396	--	--	--	395	480	.823	--	318	318	4.2	210	3	--	--	--	--	1841	24.2




6. JASON MATTHEWS ■ 1,840 POINTS

No. 22 ■ 6-3 ■ 180 ■ Guard ■ Los Angeles, Calif. (St. Monica)

Year	GP	GS	Min	Avg	Total							Rebounds													
					FG	FGA	Pct	3FG	3FGA	Pct	FT	FTA	Pct	Off	Def	Tot	Avg	PF	FO	Ast	TO	Blk	Stl	Pts	Avg
1987-88	31	23	638	20.6	85	191	.445	26	58	.448	51	61	.836	19	27	46	1.5	68	2	49	46	2	17	247	8.0
1988-89	30	30	884	29.5	144	300	.480	66	137	.482	142	158	.899	33	51	84	2.8	83	3	37	57	7	25	496	16.5
1989-90	29	29	1092	37.7	166	361	.460	80	175	.457	141	158	.892	28	60	88	3.0	99	0	69	65	4	30	553	19.1
1990-91	33	30	938	28.4	155	360	.431	87	197	.442	147	171	.860	13	57	70	2.1	75	0	70	56	7	37	544	16.5
TOTAL	123	112	3552	28.9	550	1212	.454	259	567	.457	481	548	.878	93	195	288	2.3	325	5	225	224	20	109	1840	15.0



1,000-POINT CLUB



7. RICARDO GREER ■ 1,753 POINTS

No. 25 ■ 6-5 ■ 220 ■ Guard/Forward ■ New York, N.Y. (George Washington/Cheshire Academy, Mass.)

Year	GP	GS	Min	Avg	FG	FGA	Total			Pct	FT	FTA	Pct	Off	Def	Rebounds		PF	FO	Ast	TO	Blk	Stl	Pts	Avg
							Pct	3FG	3FGA							Tot	Avg								
1997-98	27	27	967	35.8	132	308	.429	23	90	.256	48	.66	.727	81	100	181	6.7	74	0	117	106	7	42	335	12.4
1998-99	29	28	928	32.0	144	326	.442	8	44	.182	68	.97	.701	84	105	189	6.5	92	2	73	72	11	63	364	12.6
1999-00	28	28	1008	36.0	189	407	.464	31	94	.330	97	151	.642	121	154	275	9.8	62	0	90	99	2	49	506	18.1
2000-01	33	32	1123	34.0	207	427	.485	34	120	.283	100	146	.685	79	164	243	7.4	74	0	93	87	12	42	548	16.6
TOTAL	117	115	4026	34.4	672	1468	.458	96	348	.276	313	460	.680	365	523	888	7.6	302	2	373	364	32	196	1753	15.0



8. BILLY KNIGHT ■ 1,731 POINTS

JERSEY RETIRED

No. 34 ■ 6-7 ■ 200 ■ Forward ■ Braddock, Pa. (Braddock)

Year	GP	GS	Min	Avg	FG	FGA	Total			Pct	FT	FTA	Pct	Off	Def	Rebounds		PF	FO	Ast	TO	Blk	Stl	Pts	Avg
							Pct	3FG	3FGA							Tot	Avg								
1971-72	24	--	--	--	205	381	.538	--	--	--	95	131	.725	--	276	276	11.5	65	2	56	--	--	--	505	21.0
1972-73	26	--	--	--	275	530	.519	--	--	--	67	89	.753	--	287	287	11.0	54	0	77	--	--	--	617	23.7
1973-74	28	--	--	--	270	525	.514	--	--	--	69	89	.775	--	375	375	13.4	70	2	73	--	--	--	609	21.8
TOTAL	78	--	--	--	750	1436	.522	--	--	--	231	309	.748	--	938	938	12.0	189	4	206	--	--	--	1731	22.2



9. SAM CLANCY ■ 1,671 POINTS

No. 15 ■ 6-7 ■ 235 ■ Forward ■ Pittsburgh, Pa. (Brashear)


Year	GP	GS	Min	Avg	FG	FGA	Total			Pct	FT	FTA	Pct	Off	Def	Rebounds		PF	FO	Ast	TO	Blk	Stl	Pts	Avg
							Pct	3FG	3FGA							Tot	Avg								
1977-78	27	27	--	0.0	155	320	.484	--	--	--	68	102	.667	--	327	327	12.1	91	5	37	--	53	--	378	14.0
1978-79	29	29	1070	36.9	164	348	.471	--	--	--	119	164	.726	--	362	362	12.5	104	6	57	100	27	42	447	15.4
1979-80	29	29	1064	36.7	134	284	.472	--	--	--	74	132	.561	--	321	321	11.1	102	7	54	88	50	49	342	11.8
1980-81	31	31	1139	36.7	203	410	.495	--	--	--	98	140	.700	--	332	332	10.7	113	7	38	90	40	70	504	16.3
TOTAL	116	116	3273	28.2	656	1362	.482	--	--	--	359	538	.667	--	1342	1342	11.6	410	25	186	278	170	161	1671	14.4



10. CARL KRAUSER ■ 1,642 POINTS

No. 11 ■ 6-2 ■ 200 ■ Guard ■ Bronx, N.Y. (Notre Dame Academy)


Year	GP	GS	Min	Avg	FG	FGA	Total			Pct	FT	FTA	Pct	Off	Def	Rebounds		PF	FO	Ast	TO	Blk	Stl	Pts	Avg
							Pct	3FG	3FGA							Tot	Avg								
2002-03	32	1	595	18.6	60	136	.441	21	54	.389	51	70	.729	12	77	89	2.8	66	1	93	64	0	34	192	6.0
2003-04	32	32	1155	36.1	153	377	.406	48	144	.333	139	179	.777	27	129	156	4.9	79	2	145	96	2	52	493	15.4
2004-05	29	29	1033	35.6	134	326	.411	54	137	.394	141	188	.750	26	114	140	4.8	70	0	170	122	2	51	463	16.0
2005-06	33	33	1054	31.9	157	391	.402	67	182	.368	113	155	.729	26	115	141	4.3	92	2	160	103	0	53	494	15.0
TOTAL	126	95	3837	30.5	504	1230	.410	190	517	.368	444	592	.750	91	435	526	4.2	307	5	568	385	4	190	1642	13.0



11. BRIAN SHORTER ■ 1,633 POINTS

No. 00 ■ 6-6 ■ 230 ■ Forward ■ Philadelphia, Pa. (Simon Gratz)

Year	GP	GS	Min	Avg	FG	FGA	Total			Pct	FT	FTA	Pct	Off	Def	Rebounds		PF	FO	Ast	TO	Blk	Stl	Pts	Avg
							Pct	3FG	3FGA							Tot	Avg								
1988-89	30	30	1046	34.9	204	340	.600	1	2	.500	178	249	.715	110	178	288	9.6	92	4	48	90	15	17	587	19.6
1989-90	29	29	1066	36.8	197	370	.532	0	6	.000	204	308	.662	97	177	274	9.4	91	0	40	96	14	28	598	20.6
1990-91	33	32	837	25.4	139	294	.473	0	2	.000	170	221	.769	76	134	210	6.4	99	1	35	81	16	16	448	13.6
TOTAL	92	91	2949	32.1	540	1004	.538	1	10	.100	552	778	.710	283	489	772	8.4	282	5	123	267	45	61	1633	17.8




12. VONTEGO CUMMINGS ■ 1,581 POINTS

No. 3 ■ 6-4 ■ 190 ■ Guard ■ Thomson, Ga. (Thomson)

Year	GP	GS	Min	Avg	FG	FGA	Total			Pct	FT	FTA	Pct	Off	Def	Rebounds		PF	FO	Ast	TO	Blk	Stl	Pts	Avg
							Pct	3FG	3FGA							Tot	Avg								
1995-96	18	12	438	24.3	39	117	.333	10	42	.238	28	42	.667	15	47	62	3.4	35	0	52	36	6	15	116	6.4
1996-97	33	33	1129	34.2	189	414	.457	42	105	.400	119	167	.713	60	77	137	4.2	100	5	140	129	6	85	539	16.3
1997-98	26	26	1042	40.1	173	406	.426	41	130	.315	120	173	.694	32	75	107	4.1	74	3	154	115	12	66	507	19.5
1998-99	26	26	923	35.5	153	372	.411	41	124	.331	72	103	.699	27	79	106	4.1	76	5	112	84	11	69	419	16.1
TOTAL	103	97	3532	34.3	554	1309	.423	134	401	.334	339	485	.699	134	278	412	4.0	285	13	458	364	35	235	1581	15.3



1,000-POINT CLUB



13. DEMETREUS GORE ■ 1,555 POINTS

No. 33 ■ 6-5 ■ 210 ■ Guard/Forward ■ Detroit, Mich. (Chadsey)


Year	GP	GS	Min	Avg	Total										Rebounds										
					FG	FGA	Pct	3FG	3FGA	Pct	FT	FTA	Pct	Off	Def	Tot	Avg	PF	FO	Ast	TO	Blk	Stl	Pts	Avg
1984-85	29	19	593	20.4	114	273	.418	--	--	--	40	54	.741	--	50	50	1.7	55	1	50	77	2	30	268	9.2
1985-86	29	29	833	28.7	197	355	.555	--	--	--	72	86	.837	--	110	110	3.8	86	3	78	95	9	42	466	16.1
1986-87	33	33	879	26.6	167	374	.447	11	41	.268	73	94	.777	37	88	125	3.8	79	1	107	96	6	29	418	12.7
1987-88	31	31	817	26.4	167	345	.484	13	32	.406	56	71	.789	35	74	109	3.5	75	2	65	68	3	25	403	13.0
TOTAL	122	112	3122	25.6	645	1347	.479	24	73	.329	241	305	.790	72	322	394	3.2	295	7	300	336	20	126	1555	12.7



14. JULIUS PAGE ■ 1,512 POINTS

No. 1 ■ 6-3 ■ 191 ■ Guard ■ Buffalo, N.Y. (Turner-Carroll)

Year	GP	GS	Min	Avg	Total										Rebounds										
					FG	FGA	Pct	3FG	3FGA	Pct	FT	FTA	Pct	Off	Def	Tot	Avg	PF	FO	Ast	TO	Blk	Stl	Pts	Avg
2000-01	33	25	888	26.9	109	257	.424	43	126	.341	38	61	.623	13	48	61	1.8	52	1	35	39	5	22	299	9.1
2001-02	35	35	1201	34.3	157	337	.466	57	182	.313	55	68	.809	16	109	125	3.6	46	0	76	57	16	16	426	12.2
2002-03	32	32	1028	32.1	144	295	.488	54	146	.370	49	70	.700	8	102	110	3.4	58	0	70	50	9	24	391	12.2
2003-04	36	36	1281	35.6	134	361	.371	56	170	.329	72	102	.706	15	91	106	2.9	52	0	63	51	14	25	396	11.0
TOTAL	136	128	4398	32.3	544	1250	.435	210	624	.337	214	301	.711	52	350	402	3.0	208	1	244	197	44	87	1512	11.1




15. BRANDIN KNIGHT ■ 1,440 POINTS

No. 20 ■ 6-0 ■ 190 ■ Guard ■ East Orange, N.J. (Seton Hall Prep)

JERSEY RETIRED


Year	GP	GS	Min	Avg	Total										Rebounds										
					FG	FGA	Pct	3FG	3FGA	Pct	FT	FTA	Pct	Off	Def	Tot	Avg	PF	FO	Ast	TO	Blk	Stl	Pts	Avg
1999-00	28	25	937	33.5	85	212	.401	26	80	.325	43	78	.551	23	83	106	3.8	83	0	154	98	10	77	239	8.5
2000-01	31	26	999	32.2	91	235	.387	33	128	.258	70	115	.609	21	81	102	3.3	81	1	171	95	16	69	285	9.2
2001-02	35	35	1284	36.7	194	454	.427	93	261	.356	65	147	.442	27	140	167	4.8	87	1	251	112	16	82	546	15.6
2002-03	33	33	1087	32.9	122	332	.367	57	185	.308	69	120	.575	21	96	117	3.5	76	1	209	101	13	70	370	11.2
TOTAL	127	119	4307	33.9	492	1233	.399	209	654	.320	247	460	.537	92	400	492	3.9	327	3	785	406	55	298	1440	11.3



16. JERRY McCULLOUGH ■ 1,342 POINTS

No. 5 ■ 5-11 ■ 180 ■ Guard ■ New York, N.Y. (Rice)

Year	GP	GS	Min	Avg	Total										Rebounds										
					FG	FGA	Pct	3FG	3FGA	Pct	FT	FTA	Pct	Off	Def	Tot	Avg	PF	FO	Ast	TO	Blk	Stl	Pts	Avg
1991-92	33	3	651	19.7	71	184	.386	30	82	.366	73	116	.629	14	39	53	1.6	76	2	88	64	9	47	245	7.4
1992-93	28	28	992	35.4	124	322	.385	48	164	.293	132	171	.772	33	73	106	3.8	82	1	156	90	10	64	428	15.3
1993-94	25	24	879	35.2	93	240	.388	36	105	.343	111	153	.725	27	73	100	4.0	63	3	175	92	7	70	333	13.3
1995-96	25	24	815	32.6	90	262	.344	38	126	.302	118	157	.752	31	70	101	4.0	79	1	133	61	11	76	336	13.4
TOTAL	111	79	3337	30.1	378	1008	.375	152	477	.319	434	597	.727	105	255	360	3.2	300	7	552	307	37	257	1342	12.1



TIE-17. BOBBY MARTIN ■ 1,282 POINTS

No. 55 ■ 6-9 ■ 235 ■ Center ■ Atlantic City, N.J. (Atlantic City)

Year	GP	GS	Min	Avg	Total										Rebounds										
					FG	FGA	Pct	3FG	3FGA	Pct	FT	FTA	Pct	Off	Def	Tot	Avg	PF	FO	Ast	TO	Blk	Stl	Pts	Avg
1987-88	31	0	525	16.9	61	125	.488	0	1	.000	85	117	.726	54	66	120	3.9	76	4	11	35	18	9	207	6.7
1988-89	30	30	1001	33.4	113	237	.477	0	2	.000	139	205	.678	91	139	230	7.7	102	3	21	76	30	25	365	12.2
1989-90	29	28	1000	34.5	145	270	.537	1	5	.200	127	185	.686	79	165	244	8.4	99	3	28	80	34	23	418	14.4
1990-91	27	23	635	23.5	97	197	.492	1	1	1.000	97	134	.724	79	102	181	6.7	105	4	20	60	27	16	292	10.8
TOTAL	117	81	3161	27.0	416	829	.502	2	9	.222	448	641	.699	303	472	775	6.6	382	14	80	251	109	73	1282	11.0



TIE-17. SEAN MILLER ■ 1,282 POINTS

No. 3 ■ 6-1 ■ 185 ■ Guard ■ Beaver Falls, Pa. (Blackhawk)

Year	GP	GS	Min	Avg	Total										Rebounds										
					FG	FGA	Pct	3FG	3FGA	Pct	FT	FTA	Pct	Off	Def	Tot	Avg	PF	FO	Ast	TO	Blk	Stl	Pts	Avg
1987-88	31	27	1072	34.6	86	186	.462	58	133	.436	57	67	.851	8	52	60	1.9	83	0	180	79	0	31	287	9.3
1988-89	30	30	1051	35.0	80	199	.402	56	143	.392	74	81	.914	7	50	57	1.9	81	1	181	82	1	27	290	9.7
1990-91	33	33	989	30.0	100	225	.444	68	156	.436	76	84	.905	9	53	62	1.9	67	0	159	66	2	17	344	10.4
1991-92	34	34	1034	30.4	97	235	.413	57	142	.401	110	126	.873	14	68	82	2.4	90	1	224	94	4	27	361	10.6
TOTAL	128	124	4146	32.4	363	845	.430	239	574	.416	317	358	.885	38	223	261	2.0	321	2	744	321	7	102	1282	10.0



1,000-POINT CLUB



19. CHEVON TROUTMAN ■ 1,274 POINTS

No. 2 ■ 6-7 ■ 240 ■ Forward ■ Williamsport, Pa (Williamsport Area)

Year	GP	GS	Min	Avg	Total										Rebounds										
					FG	FGA	Pct	3FG	3FGA	Pct	FT	FTA	Pct	Off	Def	Tot	Avg	PF	FO	Ast	TO	Blk	Stl	Pts	Avg
2001-02	29	4	376	13.0	64	115	.557	3	8	.375	24	51	.471	44	58	102	3.5	57	2	15	19	12	19	155	5.3
2002-03	31	3	699	22.5	135	188	.718	1	6	.167	70	116	.603	61	98	159	5.1	80	2	31	45	14	39	341	11.0
2003-04	35	34	1022	29.2	136	208	.654	3	14	.214	69	113	.611	83	135	218	6.2	86	2	66	70	35	42	344	9.8
2004-05	29	29	894	30.8	151	267	.566	6	16	.375	126	177	.712	100	132	232	8.0	76	3	43	63	25	34	434	15.0
TOTAL	124	70	2991	24.1	486	778	.625	13	44	.295	289	457	.632	288	423	711	5.7	299	9	155	197	86	134	1274	10.3



20. JARON BROWN ■ 1,258 POINTS

No. 4 ■ 6-4 ■ 237 ■ Guard/Forward ■ Lexington, Ky. (Bryan Station)


Year	GP	GS	Min	Avg	Total										Rebounds										
					FG	FGA	Pct	3FG	3FGA	Pct	FT	FTA	Pct	Off	Def	Tot	Avg	PF	FO	Ast	TO	Blk	Stl	Pts	Avg
2000-01	33	6	505	15.3	64	139	.460	3	22	.136	27	50	.540	27	51	78	2.4	59	0	50	57	11	33	158	4.8
2001-02	35	34	1031	29.5	131	253	.518	4	24	.167	60	96	.625	91	123	214	6.1	70	0	79	79	19	48	326	9.3
2002-03	33	33	1004	30.4	141	267	.528	15	42	.357	57	84	.679	67	99	166	5.0	59	0	64	60	20	46	354	10.7
2003-04	36	36	1237	34.4	165	338	.488	14	65	.215	76	116	.655	87	106	193	5.4	81	1	102	83	9	65	420	11.7
TOTAL	137	109	3777	27.6	501	997	.503	36	153	.235	220	346	.636	272	379	651	4.8	269	1	295	279	59	192	1258	9.2



21. LEVANCE FIELDS ■ 1,247 POINTS

No. 2 ■ 5-10 ■ 190 ■ Guard ■ Brooklyn, N.Y. (Xavierian)


Year	GP	GS	Min	Avg	Total										Rebounds										
					FG	FGA	Pct	3FG	3FGA	Pct	FT	FTA	Pct	Off	Def	Tot	Avg	PF	FO	Ast	TO	Blk	Stl	Pts	Avg
2005-06	33	4	715	21.7	77	157	.490	32	74	.432	38	57	.667	15	53	68	2.1	27	0	73	37	1	26	224	6.8
2006-07	37	37	1094	29.6	112	272	.412	52	146	.356	63	83	.759	19	115	134	3.6	49	2	169	70	1	39	339	9.2
2007-08	25	23	773	30.9	98	258	.380	28	101	.277	74	104	.712	20	78	98	3.9	37	1	133	45	0	28	288	11.9
2008-09	36	36	1165	32.4	130	327	.398	47	138	.341	79	111	.712	23	68	91	2.5	47	0	270	71	2	28	386	10.7
TOTAL	131	100	3747	28.6	417	1014	.411	159	459	.346	254	355	.715	77	314	391	3.0	160	3	645	223	4	121	1247	9.5



22. JEROME LANE ■ 1,217 POINTS

No. 34 ■ 6-6 ■ 232 ■ Forward ■ Akron, Ohio (St. Vincent-St. Mary)


Year	GP	GS	Min	Avg	Total										Rebounds										
					FG	FGA	Pct	3FG	3FGA	Pct	FT	FTA	Pct	Off	Def	Tot	Avg	PF	FO	Ast	TO	Blk	Stl	Pts	Avg
1985-86	29	17	711	24.5	95	202	.470	0	0	.000	74	113	.655	--	148	148	5.1	59	5	46	39	13	23	264	9.1
1986-87	33	33	1169	35.4	187	329	.568	4	8	.500	144	230	.626	198	246	444	13.5	99	4	73	86	14	42	522	15.8
1987-88	31	31	1090	35.2	154	300	.513	0	7	.000	123	200	.615	141	237	378	12.2	99	3	87	91	7	40	431	13.9
TOTAL	93	81	2970	31.9	436	831	.525	4	15	.267	341	543	.628	339	631	970	10.4	257	12	206	216	34	105	1217	13.1



23. CURTIS AIKEN ■ 1,200 POINTS

No. 14 ■ 6-0 ■ 184 ■ Guard ■ Buffalo, N.Y. (Bennett)

Year	GP	GS	Min	Avg	Total										Rebounds										
					FG	FGA	Pct	3FG	3FGA	Pct	FT	FTA	Pct	Off	Def	Tot	Avg	PF	FO	Ast	TO	Blk	Stl	Pts	Avg
1983-84	31	--	419	13.5	47	129	.364	--	--	--	17	40	.425	--	19	19	0.6	37	1	58	39	0	31	111	3.6
1984-85	29	24	864	29.8	98	228	.430	--	--	--	71	102	.696	--	52	52	1.8	77	1	123	86	5	47	267	9.2
1985-86	29	29	941	32.4	177	311	.569	--	--	--	27	48	.563	--	58	58	2.0	69	1	102	74	4	37	381	13.1
1986-87	31	29	992	32.0	167	360	.464	46	117	.393	61	106	.575	26	30	56	1.8	62	2	95	48	3	40	441	14.2
TOTAL	120	82	3216	26.8	489	1028	.476	46	117	.393	176	296	.595	26	159	185	1.5	245	5	378	247	12	155	1200	10.0



24. BOB LAZOR ■ 1,175 POINTS

No. 12 ■ 6-6 ■ 200 ■ Forward ■ Cannonsburg, Pa. (Cannonsburg)

Year	GP	GS	Min	Avg	Total										Rebounds										
					FG	FGA	Pct	3FG	3FGA	Pct	FT	FTA	Pct	Off	Def	Tot	Avg	PF	FO	Ast	TO	Blk	Stl	Pts	Avg
1954-55	26	--	--	--	123	316	.389	--	--	--	63	96	.656	--	316	316	12.2	86	5	--	--	--	--	309	11.9
1955-56	25	--	--	--	189	462	.409	--	--	--	117	157	.745	--	289	289	11.6	78	4	--	--	--	--	495	19.8
1956-57	25	--	--	--	154	389	.396	--	--	--	63	100	.630	--	236	236	9.4	56	3	--	--	--	--	371	14.8
TOTAL	76	--	--	--	466	1167	.399	--	--	--	243	353	.688	--	841	841	11.1	220	12	--	--	--	--	1175	15.5




1,000-POINT CLUB



25. JOHN RISER ■ 1,164 POINTS

No. 33 ■ 6-4 ■ 200 ■ Forward ■ Washington, Pa. (Washington)


Year	GP	GS	Min	Avg	Total							Rebounds											Pts	Avg	
					FG	FGA	Pct	3FG	3FGA	Pct	FT	FTA	Pct	Off	Def	Tot	Avg	PF	FO	Ast	TO	Blk			Stl
1954-55	26	--	--	--	129	372	.347	--	--	--	88	169	.521	--	278	278	10.7	98	9	--	--	--	--	346	13.3
1955-56	25	--	--	--	135	333	.405	--	--	--	135	191	.707	--	213	213	8.5	90	8	--	--	--	--	405	16.2
1956-57	27	--	--	--	130	341	.381	--	--	--	153	206	.743	--	284	284	10.5	94	8	--	--	--	--	413	15.3
TOTAL	78	--	--	--	394	1046	.377	--	--	--	376	566	.664	--	775	775	9.9	282	25	--	--	--	--	1164	14.9



26. KENT SCOTT ■ 1,143 POINTS

No. 20 ■ 6-3 ■ 170 ■ Guard ■ Raytown, Mo. (Raytown South)


Year	GP	GS	Min	Avg	Total							Rebounds											Pts	Avg	
					FG	FGA	Pct	3FG	3FGA	Pct	FT	FTA	Pct	Off	Def	Tot	Avg	PF	FO	Ast	TO	Blk			Stl
1969-70	24	--	--	--	178	344	.517	--	--	--	49	61	.803	--	51	51	2.1	31	0	--	--	--	--	405	16.9
1970-71	24	--	--	--	138	291	.474	--	--	--	52	63	.825	--	56	56	2.3	43	0	82	--	--	--	328	13.7
1971-72	24	--	--	--	186	371	.501	--	--	--	38	47	.809	--	67	67	2.8	41	0	79	--	--	--	410	17.1
TOTAL	72	--	--	--	502	1006	.499	--	--	--	139	171	.813	--	174	174	2.4	115	0	161	--	--	--	1143	15.9



27. ISAAC HAWKINS ■ 1,127 POINTS

No. 52 ■ 6-8 ■ 210 ■ Forward ■ Baton Rouge, La. (Istrouma H.S./Hargrave Military Academy)


Year	GP	GS	Min	Avg	Total							Rebounds											Pts	Avg	
					FG	FGA	Pct	3FG	3FGA	Pct	FT	FTA	Pct	Off	Def	Tot	Avg	PF	FO	Ast	TO	Blk			Stl
1996-97	30	2	354	11.8	29	62	.468	0	0	.000	18	27	.667	34	41	75	2.5	45	0	5	24	21	7	76	2.5
1997-98	27	27	1011	37.4	159	294	.541	1	5	.200	65	95	.684	108	140	248	9.2	85	3	27	61	45	33	384	14.2
1998-99	29	29	1029	35.5	149	309	.482	1	7	.143	70	104	.673	109	148	257	8.9	80	0	29	75	38	29	369	12.7
2000-01	32	32	994	31.1	125	230	.543	1	1	1.000	47	88	.534	92	162	254	7.9	70	1	39	65	39	27	298	9.3
TOTAL	118	90	3388	28.7	462	895	.516	3	13	.231	200	314	.637	343	491	834	7.1	280	4	100	225	143	96	1127	9.6



28. CALVIN SHEFFIELD ■ 1,115 POINTS

No. 21 ■ 6-0 ■ 170 ■ Guard ■ New Brighton, Pa. (New Brighton)

Year	GP	GS	Min	Avg	Total							Rebounds											Pts	Avg	
					FG	FGA	Pct	3FG	3FGA	Pct	FT	FTA	Pct	Off	Def	Tot	Avg	PF	FO	Ast	TO	Blk			Stl
1961-62	23	--	--	--	123	280	.439	--	--	--	129	168	.768	--	88	88	3.8	70	3	--	--	--	--	375	16.3
1962-63	25	--	--	--	88	226	.389	--	--	--	101	146	.692	--	88	88	3.5	55	1	--	--	--	--	277	11.1
1963-64	25	--	--	--	161	363	.444	--	--	--	141	191	.738	--	113	113	4.5	66	2	--	--	--	--	463	18.5
TOTAL	73	--	--	--	372	869	.428	--	--	--	371	505	.735	--	289	289	4.0	191	6	--	--	--	--	1115	15.3



29. BRIAN GENERALOVICH ■ 1,114 POINTS

No. 14 ■ 6-4 ■ 210 ■ Forward ■ Farrell, Pa. (Farrell)

Year	GP	GS	Min	Avg	Total							Rebounds											Pts	Avg	
					FG	FGA	Pct	3FG	3FGA	Pct	FT	FTA	Pct	Off	Def	Tot	Avg	PF	FO	Ast	TO	Blk			Stl
1961-62	22	--	--	--	127	281	.452	--	--	--	89	113	.788	--	203	203	9.2	68	5	--	--	--	--	343	15.6
1962-63	29	0	336	11.6	49	85	.576	0	0	.000	28	46	.609	35	47	82	2.8	48	0	20	30	16	5	126	4.3
1963-64	25	--	--	--	160	384	.417	--	--	--	111	152	.730	--	213	213	8.5	67	2	--	--	--	--	431	17.2
TOTAL	72	--	--	--	420	983	.427	--	--	--	274	360	.761	--	622	622	8.6	203	11	--	--	--	--	1114	15.5




30. AARON GRAY ■ 1,109 POINTS

No. 33 ■ 7-0 ■ 270 ■ Center ■ Emmaus, Pa. (Emmaus)

Year	GP	GS	Min	Avg	Total							Rebounds											Pts	Avg	
					FG	FGA	Pct	3FG	3FGA	Pct	FT	FTA	Pct	Off	Def	Tot	Avg	PF	FO	Ast	TO	Blk			Stl
2003-04	15	0	88	5.9	11	20	.550	0	0	.000	4	7	.571	10	12	22	1.5	13	0	6	3	3	0	26	1.7
2004-05	29	0	336	11.6	49	85	.576	0	0	.000	28	46	.609	35	47	82	2.8	48	0	20	30	16	5	126	4.3
2005-06	33	33	920	27.9	170	323	.526	0	0	.000	118	186	.634	121	224	345	10.5	86	2	60	88	49	21	458	13.9
2006-07	36	35	1016	28.2	204	361	.565	0	0	.000	91	166	.548	120	221	341	9.5	91	0	61	55	62	15	499	13.9
TOTAL	113	68	2360	20.9	434	789	.550	0	0	.000	241	405	.595	286	504	790	7.0	238	2	147	176	130	41	1109	9.8



1,000-POINT CLUB



31. DONATAS ZAVACKAS ■ 1,099 POINTS

No. 5 ■ 6-8 ■ 238 ■ Forward ■ Klaipeda, Lithuania/St. Vincent-St. Mary, Akron, Ohio


Year	GP	GS	Min	Avg	Total										Rebounds										
					FG	FGA	Pct	3FG	3FGA	Pct	FT	FTA	Pct	Off	Def	Tot	Avg	PF	FO	Ast	TO	Blk	Stl	Pts	Avg
1999-00	21	18	573	27.3	50	121	.413	14	42	.333	43	56	.768	47	46	93	4.4	67	4	20	45	2	7	157	7.5
2000-01	33	25	760	23.0	76	165	.461	41	83	.494	69	84	.821	44	65	109	3.3	95	3	42	53	3	16	262	7.9
2001-02	33	33	1029	31.2	106	249	.426	41	123	.333	114	140	.814	72	105	177	5.4	80	2	63	60	10	14	367	11.1
2002-03	31	30	829	26.7	93	192	.484	51	115	.443	76	94	.809	46	94	140	4.5	79	3	61	41	3	10	313	10.1
TOTAL	118	106	3191	27.0	325	727	.447	147	363	.405	302	374	.807	209	310	519	4.4	321	12	186	199	18	47	1099	9.3



32. RONALD RAMON ■ 1,096 POINTS

No. 4 ■ 6-1 ■ 185 ■ Guard ■ Bronx, N.Y. (All Hallows)


Year	GP	GS	Min	Avg	Total										Rebounds										
					FG	FGA	Pct	3FG	3FGA	Pct	FT	FTA	Pct	Off	Def	Tot	Avg	PF	FO	Ast	TO	Blk	Stl	Pts	Avg
2004-05	28	4	732	26.1	62	171	.363	43	128	.336	24	31	.774	11	36	47	1.7	58	1	52	23	0	24	191	6.8
2005-06	33	29	822	24.9	81	175	.463	49	118	.415	54	65	.831	7	39	46	1.4	60	0	73	34	1	22	265	8.0
2006-07	37	0	884	23.9	97	209	.464	74	164	.451	59	68	.868	6	60	66	1.8	73	0	81	58	3	20	327	8.8
2007-08	37	37	1174	31.7	101	260	.388	67	180	.372	44	62	.710	16	79	95	2.6	66	0	133	51	2	34	313	8.5
TOTAL	135	70	3612	26.8	341	815	.418	233	590	.395	181	226	.801	40	214	254	1.9	257	1	339	166	6	100	1096	8.1



33. CHRIS McNEAL ■ 1,067 POINTS

No. 24 ■ 6-7 ■ 245 ■ Forward ■ Richmond, Va. (Oak Hill Academy)


Year	GP	GS	Min	Avg	Total										Rebounds										
					FG	FGA	Pct	3FG	3FGA	Pct	FT	FTA	Pct	Off	Def	Tot	Avg	PF	FO	Ast	TO	Blk	Stl	Pts	Avg
1990-91	33	0	580	17.6	81	165	.491	0	0	.000	44	62	.710	60	88	148	4.5	56	1	21	29	5	16	206	6.2
1991-92	34	34	1043	30.7	191	388	.492	4	29	.138	106	155	.684	108	202	310	9.1	78	0	30	60	19	39	492	14.5
1992-93	28	28	839	30.0	144	321	.449	7	14	.500	74	106	.698	111	126	237	8.5	70	1	41	56	18	25	369	13.2
TOTAL	95	62	2462	25.9	416	874	.476	11	43	.256	224	323	.693	279	416	695	7.3	204	2	92	145	42	80	1067	11.2



34. CARLTON NEVERSON ■ 1,057 POINTS

No. 24 ■ 6-5 ■ 190 ■ Guard ■ New York, N.Y. (Power Memorial Academy)

Year	GP	GS	Min	Avg	Total										Rebounds										
					FG	FGA	Pct	3FG	3FGA	Pct	FT	FTA	Pct	Off	Def	Tot	Avg	PF	FO	Ast	TO	Blk	Stl	Pts	Avg
1978-79	29	--	687	23.7	89	193	.461	--	--	--	47	60	.783	--	98	98	3.4	80	2	32	50	14	33	225	7.8
1979-80	29	--	1001	34.5	158	307	.515	--	--	--	56	73	.767	--	100	100	3.4	99	5	74	73	16	78	372	12.8
1980-81	31	--	1060	34.2	200	405	.494	--	--	--	60	84	.714	--	115	115	3.7	90	3	96	96	22	83	460	14.8
TOTAL	89	--	2748	30.9	447	905	.494	--	--	--	163	217	.751	--	313	313	3.5	269	10	202	219	52	194	1057	11.9



35. JULIUS PEGUES ■ 1,050 POINTS

No. 26 ■ 6-3 ■ 175 ■ Guard/Forward ■ Tulsa, Okla. (Booker T. Washington)


Year	GP	GS	Min	Avg	Total										Rebounds										
					FG	FGA	Pct	3FG	3FGA	Pct	FT	FTA	Pct	Off	Def	Tot	Avg	PF	FO	Ast	TO	Blk	Stl	Pts	Avg
1955-56	25	--	--	--	97	231	.420	--	--	--	114	163	.699	--	144	144	5.8	100	11	--	--	--	--	308	12.3
1956-57	27	--	--	--	102	233	.438	--	--	--	99	147	.673	--	103	103	3.8	102	9	--	--	--	--	303	11.2
1957-58	25	--	--	--	156	328	.476	--	--	--	127	170	.747	--	130	130	5.2	91	9	--	--	--	--	439	17.6
TOTAL	77	--	--	--	355	792	.448	--	--	--	340	480	.708	--	377	377	4.9	293	29	--	--	--	--	1050	13.6



36. ROD BROOKIN ■ 1,047 POINTS

No. 21 ■ 6-5 ■ 240 ■ Forward ■ Steelton, Pa. (Steelton-Highspire)

Year	GP	GS	Min	Avg	Total										Rebounds										
					FG	FGA	Pct	3FG	3FGA	Pct	FT	FTA	Pct	Off	Def	Tot	Avg	PF	FO	Ast	TO	Blk	Stl	Pts	Avg
1986-87	33	4	688	20.8	127	225	.564	13	35	.371	70	101	.693	46	86	132	4.0	54	1	38	51	10	25	337	10.2
1987-88	5	0	117	23.4	22	41	.537	7	13	.538	12	17	.706	8	16	24	4.8	10	0	4	12	0	3	63	12.6
1988-89	29	5	689	23.8	101	225	.449	34	86	.395	61	93	.656	29	62	91	3.1	74	3	29	51	5	39	297	10.2
1989-90	27	16	740	27.4	120	256	.469	40	96	.417	70	85	.824	30	75	105	3.9	7	2	42	43	4	21	350	13.0
TOTAL	94	25	2234	23.8	370	747	.495	94	230	.409	213	296	.720	113	239	352	3.7	145	6	113	157	19	88	1047	11.1



37. DARELLE PORTER ■ 1,007 POINTS

No. 20 ■ 6-4 ■ 200 ■ Guard ■ Pittsburgh, Pa. (Perry Traditional)

Year	GP	GS	Min	Avg	Total										Rebounds				PF	FO	Ast	TO	Blk	Stl	Pts	Avg
					FGA	Pct	3FG	3FGA	Pct	FT	FIA	Pct	Off	Def	Tot	Avg										
1987-88	31	8	545	17.6	64	131	.489	3	12	250	20	34	.588	21	39	60	1.9	43	0	79	46	8	15	151	4.9	
1988-89	30	23	894	29.8	91	227	.401	6	26	231	52	72	.792	40	95	135	4.5	77	2	141	100	14	38	245	8.2	
1989-90	29	29	1066	36.8	95	214	.444	14	42	333	79	107	.738	33	81	114	3.9	89	2	229	100	8	54	283	9.8	
1990-91	33	26	864	26.2	119	248	.480	25	61	410	70	90	.778	52	105	157	4.8	64	0	168	71	10	63	333	10.1	
TOTAL	123	86	3369	27.4	369	820	.450	48	141	340	221	303	.746	146	320	466	3.8	273	4	617	317	40	170	1007	8.2	

INDIVIDUAL PERFORMANCE RECORDS

DOUBLE-FIGURE SCORING GAMES

CAREER	Year	Player	Year	Player
106	1984-88	Charles Smith	2001-02	Brandin Knight
97	2005-09	Sam Young	1990-91	Jason Matthews
94	1987-91	Jason Matthews	1987-88	Charles Smith
92	1980-84	Clyde Vaughan	1986-87	Jerome Lane
90	1974-78	Larry Harris	1997-01	Ricardo Greer
89	1977-81	Sam Clancy	1981-82	Clyde Vaughan
89	1997-01	Ricardo Greer	1982-83	Clyde Vaughan
81	2002-06	Carl Krauser	1983-84	Clyde Vaughan
81	1988-91	Brian Shorter	1973-74	Billy Knight
81	2000-04	Julius Page	1986-87	Charles Smith
80	1999-03	Brandin Knight	1988-89	Brian Shorter
75	1971-74	Billy Knight	1989-90	Brian Shorter
75	1995-99	Vonteeo Cummings		
73	1956-59	Don Hennon		
73	2000-04	Jaron Brown		
SEASON	2007-08	Sam Young	3/8/75-3/3/78	Larry Harris
2008-09	Sam Young	1/31/57-2/3/59	Don Hennon	
		1/26/82-1/7/84	Clyde Vaughan	
		12/22/72-3/16/74	Billy Knight	
		2/4/89-3/9/90	Brian Shorter	

CONSECUTIVE GAMES

20-PLUS POINT SCORING GAMES

CAREER	Year	Player	Year	Player
52	1956-59	Don Hennon	1982-83	Clyde Vaughan
50	1974-78	Larry Harris	1973-74	Billy Knight
49	1971-74	Billy Knight	1983-84	Clyde Vaughan
48	1980-84	Clyde Vaughan	2008-09	Sam Young
41	1984-88	Charles Smith	2007-08	Sam Young
33	1995-99	Vonteeo Cummings	1989-90	Brian Shorter
33	1988-91	Brian Shorter	1986-87	Charles Smith
32	2005-09	Sam Young	1956-57	Don Hennon
27	1997-01	Ricardo Greer	1971-72	Billy Knight
26	1987-91	Jason Matthews		
22	1984-88	Demetreus Gore		
SEASON	1958-59	Don Hennon	2/22/58-12/29/58	Don Hennon
1976-77	Larry Harris	2/1957-12/1958	Don Hennon	
1972-73	Billy Knight	1/27/73-2/24/73	Billy Knight	
1975-76	Larry Harris	12/4/76-12/29/76	Larry Harris	
1957-58	Don Hennon	1/21/76-2/4/76	Larry Harris	
		1989-90	Brian Shorter	

CONSECUTIVE GAMES

30-PLUS POINT SCORING GAMES

CAREER	Year	Player	Year	Player
23	1956-59	Don Hennon	1972-73	Billy Knight
12	1971-74	Billy Knight	1956-57	Don Hennon
11	1974-78	Larry Harris	1973-74	Billy Knight
5	1980-84	Clyde Vaughan	1987-88	Charles Smith
4	1988-91	Brian Shorter	1975-76	Larry Harris
4	1984-88	Charles Smith	1976-77	Larry Harris
4	1995-99	Vonteeo Cummings	1983-84	Clyde Vaughan
4	1961-64	Brian Generalovich		
SEASON	1957-58	Don Hennon	2	Don Hennon, seven times
1958-59	Don Hennon	2	Larry Harris, three times	
		2	Billy Knight, two times	

CONSECUTIVE GAMES

40-PLUS SCORING GAMES

CAREER	Year	Player
3	1956-59	Don Hennon

10-PLUS ASSIST GAMES

CAREER	Year	Player
13	1987-91	Darelle Porter
11	1999-03	Brandin Knight
9	2005-09	Levance Fields
6	1991-96	Jerry McCullough
6	1987-88	Sean Miller
SEASON	2008-09	Levance Fields
1989-90	Darelle Porter	
1993-94	Jerry McCullough	
2001-02	Brandin Knight	

DOUBLE-DOUBLES

CAREER	Year	Player
66	1977-81	Sam Clancy
50	1971-72	Billy Knight
46	1985-88	Jerome Lane
42	1984-88	Charles Smith
35	2007-09	DeJuan Blair
35	1997-01	Ricardo Greer
32	1961-64	Brian Generalovich
33	2003-07	Aaron Gray
31	1988-91	Brian Shorter
SEASON	1986-87	Jerome Lane
2008-09	DeJuan Blair	
1973-74	Billy Knight	
1978-79	Sam Clancy	
2003-06	Aaron Gray	
1980-81	Sam Clancy	
1987-88	Jerome Lane	

POINTS-ASSISTS

8	2005-09	Levance Fields
6	1999-03	Brandin Knight
6	1991-96	Jerry McCullough

CONSECUTIVE GAMES

11	12/15/73-1/27/74	Billy Knight
8	2/7/87-3/6/87	Jerome Lane
8	12/8/86-12/29/86	Jerome Lane
7	2/2/78-2/2/78	Sam Clancy
6	1/3/87-1/17/87	Jerome Lane

10-PLUS REBOUND GAMES

CAREER	Year	Player	Year	Player
78	1977-81	Sam Clancy	1973-74	Billy Knight
53	1985-86	Jerome Lane	1987-88	Jerome Lane
50	1971-74	Billy Knight	2005-06	Aaron Gray
42	1984-88	Charles Smith	2006-07	Aaron Gray
41	2007-09	DeJuan Blair	1977-78	Sam Clancy
39	2003-07	Aaron Gray	2007-08	DeJuan Blair
38	1997-01	Ricardo Greer	1979-80	Sam Clancy
35	1996-01	Isaac Hawkins	1999-00	Ricardo Greer
34	1961-64	Brian Generalovich	1972-73	Billy Knight
33	1988-91	Brian Shorter		
SEASON	1986-87	Jerome Lane	9	Sam Clancy, 12/29/77-1/25/78
2008-09	DeJuan Blair	9	J. Lane, 11/29/86-12/29/86	
1978-79	Sam Clancy	8	Billy Knight, 1/10/73-2/5/73	
1980-81	Sam Clancy	8	Jerome Lane, 1/25/88-2/22/88	
		7	J. Lane, 11/28/87-12/28/87	
		7	Sam Clancy, 2/2/78-2/22/78	

CONSECUTIVE GAMES

20-PLUS REBOUND GAMES

CAREER	Year	Player
3	2007-09	DeJuan Blair
3	1985-88	Jerome Lane
2	1971-74	Billy Knight
SEASON	2008-09	DeJuan Blair
1987-88	Jerome Lane	

MOST REBOUNDS OVER A TWO/THREE GAME STRETCH

TWO-GAME STRETCH	Year	Player	Year	Player
41	2008-09	DeJuan Blair (23-Connecticut/18-DePaul)	1986-87	Jerome Lane (21-Connecticut/17-Villanova)
38	1986-87	Jerome Lane (21-Connecticut/17-Villanova)	1986-87	Jerome Lane (21-Florida/16-Georgetown)
37	1986-87	Jerome Lane (21-Florida/16-Georgetown)	1986-87	Jerome Lane (19-Chicago State/18-St. John's)
37	1986-87	Jerome Lane (19-Chicago State/18-St. John's)		
THREE-GAME STRETCH	1986-87	Jerome Lane (21-Connecticut/17-Villanova/18-St. John's)	2008-09	DeJuan Blair (23-Connecticut/18-DePaul/8-Providence)
49	2008-09	DeJuan Blair (23-Connecticut/18-DePaul/8-Providence)		

MOST POINTS SCORED OVER A TWO-GAME STRETCH

76	1956-57	Don Hennon (45-Duke/31-Duquesne)
74	1976-77	Larry Harris (35-Duquesne/39-Maryland)
72	1958-59	Don Hennon (41-Geneva/31-Westminster)
70	1956-57	Don Hennon (38-West Virginia/32-Penn State)
69	1958-59	Don Hennon (28-Michigan/41-Ohio State)



FIELD GOAL LEADERS

SINGLE GAME RECORDS

FIELD GOALS MADE

20 Don Hennon vs. Duke 12/21/57

FIELD GOAL ATTEMPTS

42 Don Hennon vs. Duke 1/21/57

FIELD GOAL PERCENTAGE (Min.: 10 FGA)

1.00 Brian Shorter (11-11) vs. Providence 2/11/90

CLASS RECORDS

FIELD GOALS MADE


Freshman: 155, Sam Clancy, 1977-78.
Sophomore: 226, DeJuan Blair, 2008-09.
Junior: 275, Billy Knight, 1972-73.
Senior: 270, Billy Knight, 1973-74.

FIELD GOAL ATTEMPTS

Freshman: 320, Sam Clancy, 1977-78.
Sophomore: 541, Don Hennon, 1956-57.
Junior: 654, Don Hennon, 1957-58.
Senior: 632, Don Hennon, 1958-59.

FIELD GOAL PERCENTAGE (Min. 125 FGM)

Freshman: .564, Rod Brookin, 1986-87.
Sophomore: .718, Chevon Troutman, 2002-03.
Junior: .654, Chevon Troutman, 2003-04.
Senior: .608, Ontario Lett, 2002-03.



Isaac Hawkins ranks 10th at Pitt in career field goal percentage. During his career from 1996-2001, Hawkins connected on 51.6 percent of his field goals.

ANNUAL FIELD GOAL PCT. LEADERS

(Minimum 100 Field Goal Attempts)

Year	Player	FG	FGA	Pct.
1948-49	Sam David	145	330	.439
1949-50	George Hromanik	44	108	.407
1950-51	Michael Belich	161	463	.348
1951-52	Michael Zernich	115	278	.414
1952-53	Don Virostek	108	263	.411
1953-54	Clarence Burch	110	284	.387
1954-55	Ed Pavlick	214	510	.419
1955-56	Julius Pegues	91	231	.420
1956-57	Julius Pegues	102	233	.437
1958-59	Chuck Hursh	80	190	.495
1958-59	John Mills	50	106	.472
1959-60	John Fridley	120	268	.448
1960-61	Don Steinhart	69	170	.406
1962-62	Dave Sauer	90	196	.459
1992-63	Dave Roman	146	286	.511
1963-64	Dave Roman	120	259	.463
1964-65	Daryle Ruby	140	321	.436
1965-66	Ken Bollens	50	101	.495
1966-67	Len Kalata	95	231	.411
1967-68	Ken Bollens	62	130	.477
1968-69	Jerry Causer	71	166	.421
1969-70	Paul O'Gorek	107	239	.447
1970-71	Bill Downes	73	125	.584
1971-72	Billy Knight	205	381	.538
1972-73	Billy Knight	275	530	.518
1973-74	Billy Knight	270	525	.514
1974-75	Kirk Bruce	224	449	.499
1975-76	Larry Harris	242	475	.509
1976-77	Larry Harris	254	494	.494
1977-78	Larry Harris	217	415	.523
1978-79	Wayne Williams	108	220	.491
1979-80	Carlton Neverson	158	307	.515
1980-81	Sam Clancy	203	410	.495
1981-82	Andre Williams	75	138	.543
1982-83	Trent Johnson	96	194	.495
1983-84	Andre Williams	86	170	.507
1984-85	Keith Armstrong	86	153	.562
1985-86	Curtis Aiken	177	311	.569
1986-87	Jerome Lane	187	329	.568
1987-88	Charles Smith	211	378	.558
1988-89	Brian Shorter	204	340	.600
1989-90	Bobby Martin	145	270	.537
1990-91	Bobby Martin	97	197	.492
1991-92	Darren Morningstar	164	326	.503
1992-93	Eric Mobley	117	216	.542
1993-94	Eric Mobley	155	273	.568
1994-95	Jamie Peterson	153	298	.513
1995-96	Chad Varga	132	270	.489
1996-97	Gerald Jordan	81	152	.533
1997-98	Isaac Hawkins	159	294	.541
1998-99	Isaac Hawkins	149	309	.482
1999-00	Chris Seabrooks	128	242	.529
2000-01	Isaac Hawkins	125	230	.543
2001-02	Ontario Lett	118	207	.570
2002-03	Chevon Troutman	135	188	.718
2003-04	Chevon Troutman	136	208	.654
2004-05	Chris Taft	159	274	.580
2005-06	Aaron Gray	170	323	.526
2006-07	Aaron Gray	204	361	.565
2007-08	DeJuan Blair	168	313	.537
2008-09	DeJuan Blair	226	381	.593

SEASON RECORDS

FIELD GOALS MADE

FGM	Player (GP)	Year
275	Billy Knight (26)	1972-73
270	Billy Knight (28)	1973-74
267	Don Hennon (25)	1957-58
261	Sam Young (36)	2008-09
254	Sam Young (37)	2007-08
254	Larry Harris (27)	1976-77
254	Clyde Vaughan (31)	1983-84
242	Larry Harris (26)	1975-76
231	Don Hennon (24)	1958-59
228	Clyde Vaughan (28)	1982-83
226	DeJuan Blair (35)	2008-09
225	Don Hennon (27)	1956-57

FIELD GOAL ATTEMPTS

FGA	Player (GP)	Year
654	Don Hennon (25)	1957-58
632	Don Hennon (24)	1958-59
541	Don Hennon (27)	1956-57
530	Billy Knight (26)	1972-73
526	Clyde Vaughan (31)	1983-84
525	Billy Knight (28)	1973-74
520	Sam Young (36)	2008-09
510	Ed Pavlick (26)	1954-55
505	Sam Young (37)	2007-08

FIELD GOAL PERCENTAGE (Minimum 5 FGM/G)

Pct.	Player (FGM-A)	Year
.600	Brian Shorter (204-340)	1988-89
.593	DeJuan Blair (226-381)	2008-09
.580	Chris Taft (159-274)	2004-05
.569	Curtis Aiken (177-311)	1985-86
.568	Jerome Lane (187-329)	1986-87
.568	Eric Mobley (155-273)	1993-94
.566	Chevon Troutman (151-267)	2004-05
.565	Aaron Gray (204-361)	2006-07
.564	Rod Brookin (127-225)	1986-87
.558	Charles Smith (211-378)	1987-88
.555	Demetreus Gore (197-355)	1985-86

CAREER RECORDS

FIELD GOALS MADE

FGM	Player (GP)	Year
803	Larry Harris (107)	1974-78
770	Clyde Vaughan (120)	1980-84
750	Billy Knight (78)	1971-74
723	Don Hennon (76)	1956-59
716	Sam Young (143)	2005-09
707	Charles Smith (122)	1984-88
672	Ricardo Greer (117)	1997-01
656	Sam Clancy (116)	1977-81
645	Demetreus Gore (122)	1984-88
554	Vonteego Cummings (103)	1995-99
550	Jason Matthews (123)	1987-91

FIELD GOAL ATTEMPTS

FGA	Player (GP)	Year
1827	Don Hennon (76)	1956-58
1599	Clyde Vaughan (120)	1980-83
1584	Larry Harris (107)	1974-77
1468	Ricardo Greer (117)	1997-00
1438	Sam Young (143)	2005-09
1436	Billy Knight (78)	1971-73
1362	Sam Clancy (116)	1977-80
1347	Demetreus Gore (122)	1984-87
1324	Charles Smith (122)	1984-87
1309	Vonteego Cummings (103)	1995-98

FIELD GOAL PERCENTAGE (Minimum 400 FGA)

Pct.	Player (FGM-A)	Year
.625	Chevon Troutman (486-778)	2001-05
.589	Ontario Lett (245-416)	2001-03
.569	Chris Taft (321-564)	2003-05
.568	DeJuan Blair (394-694)	2007-09
.557	Eric Mobley (371-666)	1991-94
.550	Aaron Gray (434-789)	2003-07
.538	Brian Shorter (540-1004)	1988-91
.534	Charles Smith (707-1324)	1984-88
.525	Jerome Lane (436-831)	1985-88
.522	Billy Knight (750-1436)	1971-74
.516	Isaac Hawkins (462-895)	1996-01



THREE-POINT FIELD GOAL LEADERS

SINGLE GAME RECORDS

THREE-POINT FIELD GOALS MADE

8	Andre Alridge vs. Georgia	12/17/94
8	Jason Maile vs. Villanova	2/12/97

THREE-POINT FIELD GOAL ATTEMPTS

15	Andre Alridge vs. Georgia	12/17/94
14	Jarrett Lockhart at Seton Hall	3/1/98
14	Jarrett Lockhart at Notre Dame	1/22/00
14	Jason Matthews vs. Providence	3/3/90

FIELD GOAL PERCENTAGE (Min.: 6 FGA)

1.00	Sean Miller (6-6) vs. Seton Hall	2/11/91
1.00	Sean Miller (6-6) vs. St. Francis (Pa.)	12/2/87

CLASS RECORDS

THREE-POINT FG MADE

Freshman: 58, Sean Miller, 1987-88.
Sophomore: 66, Jason Matthews, 1988-89.
Junior: 93, Brandin Knight, 2001-02.
Senior: 87, Jason Matthews, 1990-91.

THREE-POINT FG ATTEMPTS

Freshman: 133, Sean Miller, 1987-88.
Sophomore: 182, Julius Page, 2001-02.
Junior: 261, Brandin Knight, 2001-02.
Senior: 217, Jason Maile, 1996-97.

THREE-POINT PERCENTAGE (Min. 30 3FGM)

Freshman: .439, Ashton Gibbs, 2008-09.
Sophomore: .494, Donatas Zavackas, 2000-01.
Junior: .457, Jason Matthews, 1989-90.
Senior: .447, Garrick Thomas, 1995-96.




Jason Maile converted eight 3-pointers vs. Villanova (1997) to tie the school's single-game record.

ANNUAL THREE POINT PCT. LEADERS

(Minimum One 3FGA Per Game)

Year	Player	3FGM	3FGA	Pct.
1986-87	.. Curtis Aiken	46	117	.393
1987-88	.. Jason Matthews	26	58	.448
1988-89	.. Jason Matthews	66	137	.482
1989-90	.. Jason Matthews	80	175	.457
1990-91	.. Jason Matthews	87	197	.442
1991-92	.. Orlando Antigua	15	36	.417
1992-93	.. Orlando Antigua	14	39	.359
1993-94	.. Orlando Antigua	47	112	.420
1994-95	.. Jason Maile	58	142	.408
1995-96	.. Garrick Thomas	42	94	.447
1996-97	.. Vonteeo Cummings	42	105	.400
1997-98	.. Jarrett Lockhart	60	160	.381
1998-99	.. Kellii Taylor	37	109	.339
1999-00	.. Donatas Zavackas	14	42	.333
2000-01	.. Donatas Zavackas	41	83	.494
2001-02	.. Brandin Knight	93	261	.356
2002-03	.. Donatas Zavackas	51	115	.443
2003-04	.. Carl Krauser	48	144	.333
2004-05	.. Antonio Graves	36	78	.462
2005-06	.. Ronald Ramon	44	118	.415
2006-07	.. Ronald Ramon	74	164	.451
2007-08	.. Sam Young	44	115	.383
2008-09	.. Sam Young	54	145	.372



Jason Matthews (1987-91) ranks among the NCAA top-20 in all-time 3-point percentage (12th at .457) and free throw percentage (18th at .878). Additionally, he heads the Big East career 3-point field goal percentage list, converting on 46.6 percent of his treys in league play.

SEASON RECORDS

THREE-POINT FG MADE

3FGM	Player (GP)	Year
93	Brandin Knight (35)	2001-02
87	Jason Matthews (33)	1990-91
85	Jason Maile (33)	1996-97
80	Jason Matthews (29)	1989-90
74	Ronald Ramon (37)	2006-07
68	Sean Miller (33)	1990-91
67	Ronald Ramon (37)	2007-08
67	Carl Krauser (33)	2005-06
66	Jason Matthews (30)	1988-89
64	Andre Alridge (27)	1994-95
61	Jarrett Lockhart (28)	1999-00
61	Jarrett Lockhart (27)	1997-98
58	Sean Miller (31)	1987-88
58	Jason Maile (28)	1994-95

THREE-POINT FG ATTEMPTS

3FGA	Player (GP)	Year
261	Brandin Knight (35)	2001-02
217	Jason Maile (33)	1996-97
197	Jason Matthews (33)	1990-91
187	Jarrett Lockhart (28)	1999-00
185	Brandin Knight (33)	2002-03
183	Andre Alridge (27)	1994-95
182	Julius Page (35)	2001-02
182	Carl Krauser (33)	2005-06
180	Ronald Ramon (37)	2007-08

THREE-POINT PERCENTAGE (Min. 1 3FGM/G)

Pct.	Player (3FGM-A)	Year
.494	Donatas Zavackas (41-83)	2000-01
.482	Jason Matthews (66-137)	1988-89
.462	Antonio Graves (36-78)	2004-05
.457	Jason Matthews (80-175)	1989-90
.451	Ronald Ramon (74-164)	2006-07
.448	Jason Matthews (26-58)	1987-88
.447	Garrick Thomas (42-94)	1995-96
.443	Donatas Zavackas (51-115)	2002-03
.442	Jason Matthews (87-197)	1990-91
.436	Sean Miller (58-133)	1987-88
.436	Sean Miller (68-156)	1990-91
.431	Zelimir Stevanovic (25-58)	2000-01
.420	Orlando Antigua (47-112)	1993-94

CAREER RECORDS

THREE-POINT FG MADE

3FGM	Player (GP)	Year
259	Jason Matthews (123)	1987-91
239	Sean Miller (128)	1987-92
233	Ronald Ramon (135)	2004-08
210	Julius Page (100)	2000-04
209	Brandin Knight (127)	1999-03
196	Jason Maile (111)	1992-97
190	Carl Krauser (126)	2002-06
167	Jarrett Lockhart (103)	1996-00
159	Levance Fields (131)	2005-09
152	Jerry McCullough (111)	1991-97
147	Donatas Zavackas (118)	1999-03
134	Vonteeo Cummings (103)	1995-99

THREE-POINT FG ATTEMPTS

3FGA	Player (GP)	Year
654	Brandin Knight (127)	1999-03
624	Julius Page (100)	2000-04
590	Ronald Ramon (135)	2004-08
574	Sean Miller (128)	1987-92
567	Jason Matthews (123)	1987-91
517	Carl Krauser (126)	2002-06
504	Jarrett Lockhart (103)	1996-00
500	Jason Maile (111)	1992-97
477	Jerry McCullough (111)	1991-96
459	Levance Fields (131)	2005-09

THREE-POINT PERCENTAGE (Min. 1 3FGM/G)

Pct.	Player (3FGM-A)	Year
.457	Jason Matthews (259-567)	1987-91
.416	Sean Miller (239-574)	1987-92
.409	Rod Brookin (94-230)	1986-90
.405	Donatas Zavackas (147-363)	1999-03
.395	Ronald Ramon (233-590)	2004-08
.392	Jason Maile (196-500)	1992-97
.386	Orlando Antigua (117-303)	1991-95
.379	Antonio Graves (119-314)	2003-07
.368	Carl Krauser (190-517)	2002-06
.367	Garrick Thomas (108-294)	1992-96
.358	Andre Alridge (110-307)	1992-96
.356	Sam Young (115-323)	2005-09
.337	Julius Page (210-624)	2000-04
.334	Vonteeo Cummings (134-401)	1995-99



FREE THROW LEADERS

SINGLE GAME RECORDS

FREE THROWS MADE

18 Charles Smith vs. Boston College 1/21/85

FREE THROW ATTEMPTS

23 Brian Shorter vs. West Virginia 12/9/89

FREE THROW PERCENTAGE (Min. 14 FTA)

1.000 Jerry McCullough (15-15) vs. Marshall 12/5/92
1.000 Brian Shorter (14-14) vs. Syracuse 1/7/91

CLASS RECORDS

FREE THROWS MADE


Freshman: 133, Charles Smith, 1984-85.
Sophomore: 178, Brian Shorter, 1988-89.
Junior: 204, Brian Shorter, 1989-90.
Senior: 170, Brian Shorter, 1990-91.

FREE THROW ATTEMPTS

Freshman: 175, Charles Smith, 1984-85.
Sophomore: 249, Brian Shorter, 1988-89.
Junior: 308, Brian Shorter, 1989-90.
Senior: 276, Ed Pavlick, 1954-55.

FREE THROW PERCENTAGE (Min. 50 FTM)

Freshman: .851, Sean Miller, 1987-88.
Sophomore: .914, Sean Miller, 1988-89.
Junior: .905, Sean Miller, 1990-91.
Senior: .877, Bill Mauro, 1959-60.



Sean Miller ranks first at Pitt for his 88.5 percent free throw shooting. Miller also owns three of the top six single-season free throw percentage performances.

ANNUAL FREE THROW PCT. LEADERS

(Minimum 50 FT attempts)

Year	Player	FT	FTA	Pct.
1947-48	Sam David	100	138	.725
1948-49	Sam David	100	149	.671
1949-50	George McCrossin	41	61	.683
1950-51	Michael Zernich	68	101	.673
1951-52	Don Virostek	49	67	.731
1952-53	Michael Zernich	113	174	.649
1953-54	Clarence Burch	143	199	.719
1954-55	Ed Pavlick	194	276	.703
1955-56	Bob Lazor	117	157	.745
1956-57	Don Hennon	123	149	.826
1957-58	Don Hennon	117	140	.836
1958-59	Don Hennon	155	191	.812
1959-60	Bill Mauro	64	73	.877
1960-61	Don Steinhart	56	77	.727
1961-62	Brian Generalovich	89	113	.788
1962-63	Dave Roman	67	85	.788
1963-64	Calvin Sheffield	141	191	.738
1964-65	Bob Lovett	81	96	.844
1965-66	Larry Szykowny	73	91	.802
1966-67	Pete Smith	57	67	.851
1967-68	Pete Smith	50	58	.862
1968-69	Mike Caldwell	48	55	.873
1969-70	Kent Scott	49	61	.803
1970-71	Kent Scott	52	63	.825
1971-72	Mike Paul	84	99	.848
1972-73	Billy Knight	67	89	.752
1973-74	Billy Knight	69	89	.775
1974-75	Keith Starr	69	93	.742
1975-76	Larry Harris	90	117	.769
1976-77	Larry Harris	109	133	.819
1977-78	Larry Harris	82	102	.804
1978-79	Terry Knight	99	121	.818
1979-80	Carlton Neverson	56	73	.767
1980-81	Dwayne Wallace	76	100	.760
1981-82	Darrell Gissendanner	64	77	.831
1982-83	Andre Williams	62	72	.861
1983-84	George Allen	95	119	.798
1984-85	Chip Watkins	52	67	.776
1985-86	Demetreus Gore	72	86	.837
1986-87	Demetreus Gore	73	94	.777
1987-88	Sean Miller	57	67	.851
1988-89	Sean Miller	74	81	.914
1989-90	Jason Matthews	141	158	.892
1990-91	Sean Miller	76	84	.905
1991-92	Sean Miller	110	126	.873
1992-93	Brian Bush	45	58	.776
1993-94	Chris Gant	66	85	.776
1994-95	Jason Maile	52	64	.813
1995-96	Jerry McCullough	118	157	.752
1996-97	Jason Maile	53	66	.803
1997-98	Ricardo Greer	48	66	.727
1998-99	Ricardo Greer	68	97	.701
1999-00	Donatas Zavackas	43	56	.768
2000-01	Donatas Zavackas	69	84	.821
2001-02	Donatas Zavackas	114	140	.814
2002-03	Donatas Zavackas	76	94	.809
2003-04	Carl Krauser	139	179	.777
2004-05	Carl Krauser	141	188	.750
2005-06	Ronald Ramon	54	65	.831
2006-07	Ronald Ramon	59	68	.868
2007-08	Gilbert Brown	51	68	.750
2008-09	Brad Wanamaker	53	71	.746

SEASON RECORDS

FREE THROWS MADE

FTM	Player (GP)	Year
204	Brian Shorter (29)	1989-90
202	Charles Smith (33)	1986-87
194	Ed Pavlick (26)	1954-55
178	Brian Shorter (30)	1988-89
170	Brian Shorter (33)	1990-91
162	Charles Smith (31)	1987-88
157	Clyde Vaughan (28)	1982-83
155	Don Hennon (24)	1958-59
153	John Riser (27)	1956-57
149	Sammie Ellis (27)	1979-80

FREE THROW ATTEMPTS

FTA	Player (GP)	Year
308	Brian Shorter (29)	1989-90
276	Ed Pavlick (26)	1954-55
275	Charles Smith (33)	1986-87
249	Brian Shorter (30)	1988-89
230	Jerome Lane (33)	1986-87
221	Brian Shorter (33)	1990-91
213	Clyde Vaughan (28)	1982-83
212	Charles Smith (31)	1987-88
206	John Riser (27)	1956-57
205	Bobby Martin (30)	1988-89

FREE THROW PERCENTAGE (Min. 2.5 FTM/G)

Pct.	Player (FTM-A)	Year
.914	Sean Miller (74-81)	1988-89
.905	Sean Miller (76-84)	1990-91
.899	Jason Matthews (142-158)	1988-89
.892	Jason Matthews (141-158)	1989-90
.877	Bill Mauro (64-73)	1959-60
.873	Sean Miller (110-126)	1991-92
.862	Pete Smith (50-58)	1967-68
.861	Andre Williams (62-72)	1982-83
.860	Jason Matthews (147-171)	1990-91
.851	Pete Smith (57-67)	1966-67

CAREER RECORDS

FREE THROWS MADE

FTM	Player (GP)	Year
628	Charles Smith (122)	1984-88
552	Brian Shorter (92)	1988-91
493	Clyde Vaughan (120)	1980-84
481	Jason Matthews (123)	1987-91
448	Bobby Martin (117)	1987-91
444	Carl Krauser (126)	2002-06
434	Jerry McCullough (111)	1991-96
395	Don Hennon (76)	1956-59
376	John Riser (78)	1954-57
371	Calvin Sheffield (73)	1961-64

FREE THROW ATTEMPTS

FTA	Player (GP)	Year
834	Charles Smith (122)	1984-88
778	Brian Shorter (92)	1988-91
696	Clyde Vaughan (120)	1980-84
641	Bobby Martin (117)	1987-91
597	Jerry McCullough (111)	1991-96
592	Carl Krauser (126)	2002-06
566	John Riser (78)	1954-57
548	Jason Matthews (123)	1987-91
543	Jerome Lane (93)	1985-88
538	Sam Clancy (116)	1977-81

FREE THROW PERCENTAGE (Min. 175 FTM)

Pct.	Player (FTM-A)	Year
.885	Sean Miller (317-358)	1987-92
.878	Jason Matthews (481-548)	1987-91
.823	Don Hennon (395-480)	1956-59
.808	Mike Paul (198-245)	1969-72
.807	Donatas Zavackas (302-374)	1999-03
.806	Bob Lovett (183-227)	1963-66
.801	Ronald Ramon (181-226)	2004-08
.790	Demetreus Gore (241-305)	1984-88
.783	Terry Knight (177-226)	1974-79
.778	Larry Harris (308-396)	1974-78
.761	Brian Generalovich (274-360)	1961-64



REBOUND LEADERS


SINGLE GAME RECORDS

REBOUNDS

26	Don Virostek	Westminster	1952-53
24	John Fridley	Carnegie Tech	1/4/61
23	DeJuan Blair	at Connecticut	2/16/09
22	DeJuan Blair	Notre Dame	1/31/09
21	Billy Knight	Buffalo	1/20/74
21	Billy Knight	Lafayette	1/26/72
21	Jerome Lane	Florida	1/2/88
21	Jerome Lane	at Connecticut	2/21/87
21	Mel Bennett	at West Virginia	3/7/75
20	DeJuan Blair	vs. Duke	12/20/07
20	Aaron Gray	Marquette	1/28/06
20	Bobby Martin	at Georgetown	2/7/90
20	Brian Shorter	vs. Northwestern	12/28/88
20	Chris McNeal	Boston College	3/3/92
20	Gerald Jordan	at West Virginia	1/6/96
20	Jerome Lane	vs. Vanderbilt	3/20/88
20	Mark Blount	Mount St. Mary's	12/23/96
20	Paul Kreiger	Geneva	1/15/63
20	Paul O'Gorek	at George Washington	1/6/71
20	Sam Clancy	Duquesne	2/22/78
19	Aaron Gray	Connecticut	1/16/07
19	Billy Knight	Syracuse	2/9/74
19	Brian Generalovich	Princeton	12/31/62
19	Brian Shorter	Siena	11/28/88
19	Chris McNeal	Boston College	11/20/91
19	Chuck Hursh	Duke	1957-58
19	Clyde Vaughan	Rhode Island	2/18/82
19	James LaValley	Duquesne	12/10/66
19	Jerome Lane	Chicago State	1/17/87
19	Jerome Lane	Boston College	2/14/87
19	Mel Bennett	Duquesne	12/6/74
19	Chris McNeal	Manhattan	11/20/91
19	Sam Clancy	Mercyhurst	1/25/79
19	Sam Clancy	Robert Morris	12/4/79
19	James LaValley	Westminster	2/11/67



Mel Bennett
(1974-75)



Paul Krieger
(1962-65)

CLASS RECORDS

TOTAL REBOUNDS

Freshman: 337, DeJuan Blair, 2007-08.
Sophomore: 444, Jerome Lane, 1986-87.
Junior: 378, Jerome Lane, 1987-88.
Senior: 424, Don Virostek, 1952-53.

REBOUNDS PER GAME

Freshman: 12.1, Sam Clancy, 1977-78.
Sophomore: 13.5, Jerome Lane, 1986-87.
Junior: 13.7, Ed Pavlick, 1953-54.
Senior: 20.2, Don Virostek, 1952-53.

SEASON RECORDS

REBOUNDS

Total	Player (GP)	Year
444	Jerome Lane (33)	1986-87
432	DeJuan Blair (35)	2008-09
424	Don Virostek (21)	1952-53
378	Jerome Lane (31)	1987-88
375	Billy Knight (28)	1973-74
362	Sam Clancy (29)	1978-79
345	Aaron Gray (33)	2005-06
341	Aaron Gray (36)	2006-07
337	DeJuan Blair (37)	2007-08
332	Sam Clancy (31)	1980-81
327	Sam Clancy (27)	1977-78
321	Sam Clancy (29)	1979-80
316	Ed Pavlick (23)	1953-54
316	Bob Lazor (26)	1954-55

REBOUND AVERAGE (Minimum 20 GP)

Total	Player (GP)	Year
20.2	Don Virostek (21)	1952-53
13.7	Ed Pavlick (23)	1953-54
13.5	Jerome Lane (33)	1986-87
13.4	Billy Knight (28)	1973-74
12.5	John Fridley (23)	1960-61
12.5	Sam Clancy (29)	1978-79
12.3	DeJuan Blair (35)	2008-09
12.2	Jerome Lane (31)	1987-88
12.2	James LaValley (25)	1966-67
12.2	Bob Lazor (26)	1954-55
12.1	Sam Clancy (27)	1977-78

OFFENSIVE REBOUNDS (Since 1986-87)

Total	Player (GP)	Year
198	Jerome Lane (33)	1986-87
195	DeJuan Blair (35)	2008-09
144	DeJuan Blair (37)	2007-08
141	Jerome Lane (31)	1987-88

DEFENSIVE REBOUNDS (Since 1986-87)

Total	Player (GP)	Year
246	Jerome Lane (33)	1986-87
237	DeJuan Blair (35)	2008-09
237	Jerome Lane (31)	1987-88
224	Aaron Gray (33)	2005-06
221	Aaron Gray (36)	2006-07
202	Chris McNeal (34)	1991-92
193	DeJuan Blair (37)	2007-08

CAREER RECORDS

REBOUNDS

Total	Player (GP)	Year
1342	Sam Clancy (116)	1977-81
987	Charles Smith (122)	1984-88
970	Jerome Lane (93)	1985-88
938	Billy Knight (78)	1971-74
922	Clyde Vaughan (120)	1980-84
888	Ricardo Greer (117)	1997-01
841	Bob Lazor (76)	1954-57
834	Isaac Hawkins (118)	1996-01
800	John Fridley (72)	1958-61
790	Aaron Gray (113)	2003-07
775	John Riser (78)	1954-57
775	Bobby Martin (117)	1987-91
769	DeJuan Blair (72)	2007-09

REBOUND AVERAGE (Minimum 50 GP)

Total	Player (GP)	Year
12.0	Billy Knight (78)	1971-74
11.8	Ed Pavlick (51)	1952-55
11.6	Sam Clancy (116)	1977-81
11.1	John Fridley (72)	1958-61
11.1	Bob Lazor (76)	1954-57
10.7	DeJuan Blair (72)	2007-09
10.4	Jerome Lane (93)	1985-88
9.9	John Riser (78)	1954-57
9.6	Chuck Hursh (77)	1955-58
9.5	James LaValley (70)	1964-67
9.3	Paul Krieger (72)	1961-64

OFFENSIVE REBOUNDS (Since 1986-87)

Total	Player (GP)	Year
365	Ricardo Greer (117)	1997-01
343	Isaac Hawkins (118)	1996-01
339	DeJuan Blair (72)	2007-09
339	Jerome Lane (93)	1985-88

DEFENSIVE REBOUNDS (Since 1986-87)


Total	Player (GP)	Year
814	Charles Smith (122)	1984-88
631	Jerome Lane (93)	1985-88
523	Ricardo Greer (117)	1997-01
504	Aaron Gray (113)	2006-07
491	Isaac Hawkins (118)	1996-01

ANNUAL REBOUND LEADERS

Year	Player	Total	GP	Avg.
1951-52	Don Virostek	190	22	8.6
1952-53	Don Virostek	424	21	20.2
1953-54	Ed Pavlick	316	23	13.7
1954-55	Bob Lazor	316	25	12.6
1955-56	Chuck Hursh	258	25	10.3
1956-57	John Riser	284	27	10.5
1957-58	Chuck Hursh	229	25	9.2
1958-59	John Fridley	245	24	10.2
1959-60	John Fridley	267	25	10.7
1960-61	John Fridley	288	23	12.5
1961-62	Brian Generalovich	203	22	9.2
1962-63	Paul Krieger	260	25	10.4
1963-64	Paul Krieger	219	24	8.7
1964-65	Bob Lovett	184	23	8.0
1965-66	Jim LaValley	200	22	9.1
1966-67	Jim LaValley	304	25	12.2
1967-68	Mike Patcher	129	22	5.6
1968-69	Mike Patcher	208	24	8.7
1969-70	Paul O'Gorek	218	24	11.1
1970-71	Paul O'Gorek	245	24	10.2
1971-72	Billy Knight	276	24	11.5
1972-73	Billy Knight	287	26	11.0
1973-74	Billy Knight	375	28	13.4
1974-75	Mel Bennett	295	29	10.2
1975-76	Larry Harris	167	26	6.4
1976-77	Michael Rice	193	24	8.0
1977-78	Sam Clancy	327	27	12.1
1978-79	Sam Clancy	362	29	12.5
1979-80	Sam Clancy	321	29	11.1
1980-81	Sam Clancy	332	31	10.7
1981-82	Clyde Vaughan	284	30	9.5
1982-83	Clyde Vaughan	258	28	9.2
1983-84	Clyde Vaughan	256	31	8.3
1984-85	Charles Smith	231	29	8.0
1985-86	Charles Smith	235	29	8.1
1986-87	Jerome Lane	444	33	13.5
1987-88	Jerome Lane	378	31	12.2
1988-89	Brian Shorter	288	30	9.6
1989-90	Brian Shorter	274	29	9.6
1990-91	Brian Shorter	210	33	6.4
1991-92	Chris McNeal	310	34	9.1
1992-93	Chris McNeal	237	28	8.5
1993-94	Eric Mobley	237	27	8.8
1994-95	Jaime Peterson	262	28	9.4
1995-96	Chad Varga	163	26	6.3
1996-97	Mark Blount	198	29	6.8
1997-98	Isaac Hawkins	248	27	9.2
1998-99	Isaac Hawkins	257	29	8.9
1999-00	Ricardo Greer	275	28	9.8
2000-01	Isaac Hawkins	254	32	7.9
2001-02	Jaron Brown	214	35	6.1
2002-03	Chevon Troutman	159	31	5.1
2003-04	Chris Taft	270	36	7.5
2004-05	Chevon Troutman	232	29	8.0
2005-06	Aaron Gray	345	33	10.5
2006-07	Aaron Gray	341	36	9.5
2007-08	DeJuan Blair	337	37	9.1
2008-09	DeJuan Blair	432	35	12.3



ASSISTS LEADERS



Brandin Knight holds school records for both career assists and career assist average.

SINGLE GAME RECORDS

ASSISTS		
16	Levance Fields	at DePaul 2/7/09
16	Bob Shrewsbury	South Carolina 2/14/76
15	Carl Krauser	at West Virginia 2/5/05
14	Brandin Knight	West Virginia 3/2/02
14	Brandin Knight	vs. Miami 3/8/02
14	Darelle Porter	Syracuse 1/23/90
13	Billy Culbertson	Seton Hall 2/22/83
13	Cleveland Edwards	Marshall 1/26/69
13	Cleveland Edwards	Syracuse 2/13/70
13	Darelle Porter	Oklahoma State 12/1/90
13	Jerry McCullough	Georgetown 1/10/96
13	Pete Strickland	Villanova 3/3/78
13	Sean Miller	Seton Hall 2/18/89
13	Sean Miller	Boston College 3/3/92
13	Levance Fields	Cincinnati 2/14/09
13	Levance Fields	Robert Morris 2/2/09
13	Levance Fields	South Florida 1/14/09
12	Levance Fields	Connecticut 3/7/09
12	Levance Fields	Miami, Ohio 11/17/08
12	Andre Aldridge	Prairie View A&M 12/23/95
12	Darelle Porter	West Virginia 1/28/90
12	Darelle Porter	Boston College 1/31/90
12	Darelle Porter	Siena 11/28/90
12	Darelle Porter	Northwestern 12/28/88
12	Darelle Porter	Providence 2/11/90
12	Jeremy Holmes	Norfolk State 12/1/99
12	Jerry McCullough	Syracuse 1/8/94
12	Sean Miller	Penn State 3/18/92

ANNUAL ASSISTS LEADERS

Year	Player	Total	GP	Avg.
1970-71	Bill Downes	85	24	3.5
1971-72	Cleveland Edwards	108	20	5.4
1972-73	Billy Knight	77	26	3.0
1973-74	Tom Richards	98	28	3.5
1974-75	Keith Starr	180	29	6.2
1975-76	Bob Shrewsbury	147	26	5.7
1976-77	Pete Strickland	108	25	4.3
1977-78	Pete Strickland	110	26	4.2
1978-79	Pete Strickland	111	29	3.8
1979-80	Dwayne Wallace	103	24	4.3
1980-81	Dwayne Wallace	137	31	4.4
1981-82	Dwayne Wallace	187	30	6.2
1982-83	Billy Culbertson	143	28	5.1
1983-84	Billy Culbertson	169	31	5.5
1984-85	Curtis Aiken	123	29	4.2
1985-86	Joey David	105	29	3.6
1986-87	Mike Goodson	159	33	4.8
1987-88	Sean Miller	180	31	5.8
1988-89	Sean Miller	181	30	6.0
1989-90	Darelle Porter	229	29	7.9
1990-91	Darelle Porter	168	33	5.1
1991-92	Sean Miller	224	34	6.6
1992-93	Jerry McCullough	156	28	5.6
1993-94	Jerry McCullough	175	25	7.0
1994-95	Andre Aldridge	156	27	5.8
1995-96	Jerry McCullough	133	25	5.3
1996-97	Vonteego Cummings	140	33	4.2
1997-98	Vonteego Cummings	154	26	5.9
1998-99	Vonteego Cummings	112	26	4.3
1999-00	Brandin Knight	154	28	5.5
2000-01	Brandin Knight	171	31	5.5
2001-02	Brandin Knight	251	35	7.2
2002-03	Brandin Knight	209	33	6.3
2003-04	Carl Krauser	145	32	4.5
2004-05	Carl Krauser	170	29	5.9
2005-06	Carl Krauser	160	33	4.8
2006-07	Levance Fields	169	37	4.6
2007-08	Levance Fields	133	25	5.3
	Ronald Ramon	133	37	3.6
2008-09	Levance Fields	270	36	7.5

SEASON RECORDS

ASSISTS

Total	Player (GP)	Year
270	Levance Fields (36)	2008-09
251	Brandin Knight (35)	2001-02
229	Darelle Porter (29)	1989-90
224	Sean Miller (34)	1991-92
209	Brandin Knight (33)	2002-03
187	Dwayne Wallace (30)	1981-82
181	Sean Miller (30)	1988-89
180	Sean Miller (31)	1987-88
180	Keith Starr (29)	1974-75
175	Jerry McCullough (25)	1993-94
171	Brandin Knight (31)	2000-01
170	Carl Krauser (29)	2004-05
169	Levance Fields (37)	2006-07
169	Billy Culbertson (28)	1983-84
168	Darelle Porter (33)	1990-91
160	Carl Krauser (33)	2005-06

ASSISTS AVERAGE (Minimum 20 GP)

Avg.	Player (GP)	Year
7.9	Darelle Porter (29)	1989-90
7.5	Levance Fields (36)	2008-09
7.2	Brandin Knight (35)	2001-02
7.0	Jerry McCullough (25)	1993-94
6.6	Sean Miller (34)	1991-92
6.3	Brandin Knight (33)	2002-03
6.2	Dwayne Wallace (30)	1981-82
6.2	Keith Starr (29)	1974-75
6.0	Sean Miller (30)	1988-89
6.0	Clarence Burch (22)	1951-52
5.9	Vonteego Cummings (26)	1997-98
5.9	Carl Krauser (29)	2004-05

ASSIST:TURNOVER RATIO (Since 1978-79)

Avg.	Player (GP)	Year
3.80	Levance Fields (36)	2008-09
2.95	Levance Fields (25)	2007-08
2.61	Ronald Ramon (37)	2007-08
2.41	Levance Fields (37)	2006-07
2.41	Sean Miller (33)	1990-91
2.38	Sean Miller (34)	1991-92
2.37	Darelle Porter (33)	1990-91
2.29	Darelle Porter (29)	1989-90
2.27	Sean Miller (31)	1987-88
2.26	Ronald Ramon (28)	2004-05
2.24	Brandin Knight (35)	2001-02

CAREER RECORDS

ASSISTS

Total	Player (GP)	Year
785	Brandin Knight (127)	1999-03
744	Sean Miller (128)	1987-92
645	Levance Fields (131)	2005-09
617	Darelle Porter (123)	1987-91
568	Carl Krauser (126)	2002-06
552	Jerry McCullough (111)	1991-96
458	Vonteego Cummings (103)	1995-99
436	Dwayne Wallace (101)	1978-82
378	Curtis Aiken (120)	1983-87
373	Ricardo Greer (117)	1997-01
363	Pete Strickland (104)	1975-79
343	Billy Culbertson (78)	1981-84
339	Ronald Ramon (135)	2004-08
329	Keith Starr (78)	1972-75
307	Tom Richards (101)	1972-76
300	Demetreus Gore (122)	1984-88
295	Jaron Brown (137)	2000-04
284	Wayne Williams (108)	1975-79
258	Andre Aldridge (77)	1992-97

ASSISTS AVERAGE (Minimum 50 GP)

Avg.	Player (GP)	Year
6.2	Brandin Knight (127)	1999-03
5.8	Sean Miller (128)	1987-92
5.0	Darelle Porter (123)	1987-91
5.0	Jerry McCullough (111)	1991-96
4.9	Levance Fields (131)	2005-09
4.5	Carl Krauser (126)	2002-06
4.4	Vonteego Cummings (103)	1995-99
4.4	Billy Culbertson (78)	1981-84
4.3	Dwayne Wallace (101)	1978-82
4.2	Keith Starr (78)	1972-75

ASSIST:TURNOVER RATIO (Since 1978-79)

Avg.	Player (GP)	Year
2.89	Levance Fields (131)	2005-09
2.32	Sean Miller (128)	1987-92
2.04	Ronald Ramon (135)	2004-08
1.95	Darelle Porter (123)	1987-91
1.93	Brandin Knight (127)	1999-03
1.88	Billy Culbertson (78)	1981-84
1.80	Jerry McCullough (111)	1991-96
1.53	Curtis Aiken (120)	1983-87
1.49	Antonio Graves (130)	2003-07
1.47	Dwayne Wallace (101)	1978-92

CLASS RECORDS

TOTAL ASSISTS

Freshman: 180, Sean Miller, 1987-88.
Sophomore: 181, Sean Miller, 1988-89.
Junior: 251, Brandin Knight, 2001-02.
Senior: 270, Levance Fields, 2008-09.

ASSISTS AVERAGE

Freshman: 5.8, Sean Miller, 1987-88.
Sophomore: 6.0, Sean Miller, 1988-89.
Junior: 7.9, Darelle Porter, 1989-90.
Senior: 7.5, Levance Fields, 2008-09.

ASSIST:TURNOVER RATIO

Freshman: 2.27, Sean Miller, 1987-88.
Sophomore: 2.41, Levance Fields, 2006-07.
Junior: 2.95, Levance Fields, 2007-08.
Senior: 3.80, Levance Fields, 2008-09.



BLOCKED SHOTS LEADERS

SINGLE GAME RECORDS

BLOCKED SHOTS

7	Chris Taft	Murray State	12/20/03
7	Bobby Martin	Seton Hall	1/20/90
7	Carlton Neverson	West Virginia	1/21/81
7	Charles Smith	Florida	1/2/88
7	Charles Smith	Duquesne	1/20/86
7	Charles Smith	Indiana, Pa.	1/29/86
7	Charles Smith	Robert Morris	11/28/87
7	Charles Smith	Alabama	12/29/87
7	Charles Smith	Syracuse	2/9/87
7	Attila Cosby	UM-Balt. County	11/13/98
7	Charles Smith	Connecticut	3/11/88
7	Mark Blount	Connecticut	12/4/96
7	Sam Clancy	Penn State	2/18/87
6	Charles Smith	Duquesne	1/12/87
6	Charles Smith	Westminster	1/2/85
6	Charles Smith	Boston College	1/22/86
6	Charles Smith	Boston College	1/24/87
6	Charles Smith	West Virginia	12/13/86
6	Charles Smith	Florida State	12/28/87
6	Charles Smith	Providence	2/19/86
6	Charles Smith	Providence	2/7/87
6	Mel Bennett	St. Joseph's	12/14/74

ANNUAL BLOCKED SHOTS LEADERS

Year	Player	Total	GP	Avg.
1974-75	Mel Bennett	70	29	2.4
1975-76	Willie Kelly	34	26	1.3
1976-77	Michael Rice	16	24	0.7
1977-78	Sam Clancy	53	27	2.0
1978-79	Sam Clancy	27	29	0.9
1979-80	Sam Clancy	50	29	1.7
1980-81	Sam Clancy	40	31	1.3
1981-82	Steve Beatty	13	25	0.5
1982-83	Keith Armstrong	12	24	0.5
1983-84	Keith Armstrong	56	31	1.8
1984-85	Charles Smith	63	29	2.2
1985-86	Charles Smith	81	29	2.8
1986-87	Charles Smith	106	33	3.2
1987-88	Charles Smith	96	31	3.1
1988-89	Bobby Martin	30	30	1.0
1989-90	Bobby Martin	34	29	1.2
1990-91	Bobby Martin	27	27	1.0
1991-92	Eric Mobley	57	33	1.7
1992-93	Eric Mobley	52	28	1.9
1993-94	Eric Mobley	75	27	2.8
1994-95	Jamie Peterson	70	28	2.5
1995-96	Mark Blount	27	27	1.0
1996-97	Mark Blount	78	29	2.7
1997-98	Attila Cosby	53	27	2.0
1998-99	Attila Cosby	43	28	1.5
1999-00	Chris Seabrooks	30	28	1.1
2000-01	Isaac Hawkins	39	32	1.2
2001-02	Ontario Lett	37	35	1.1
2002-03	Ontario Lett	39	33	1.2
2003-04	Chris Taft	60	36	1.7
2004-05	Chris Taft	50	29	1.7
2005-06	Aaron Gray	49	33	1.5
2006-07	Aaron Gray	62	36	1.7
2007-08	Sam Young	42	37	1.1
2008-09	DeJuan Blair	34	35	0.9

Charles Smith became just the second player in school history to lead his team in blocked shots over four consecutive seasons from 1984 to 1988. Smith, who blocked 346 career shots from 1984-88, holds 11 of the school's 14 blocked shot records.

SEASON RECORDS

BLOCKED SHOTS

Total	Player (GP)	Year
106	Charles Smith (33)	1986-87
96	Charles Smith (31)	1987-88
81	Charles Smith (29)	1985-86
78	Mark Blount (29)	1996-97
75	Eric Mobley (27)	1993-94
70	Jaime Peterson (28)	1994-95
70	Mel Bennett (29)	1974-75
63	Charles Smith (29)	1984-85
62	Aaron Gray (36)	2006-07
60	Chris Taft (36)	2003-04
57	Eric Mobley (33)	1991-92
56	Keith Armstrong (31)	1983-84
53	Attila Cosby (27)	1997-98
53	Sam Clancy (27)	1977-78
52	Eric Mobley (29)	1992-93
50	Sam Clancy (29)	1979-80
50	Chris Taft (29)	2004-05

BLOCKED SHOTS AVERAGE (Minimum: 20)

Total	Player (GP)	Year
3.2	Charles Smith (33)	1986-87
3.1	Charles Smith (31)	1987-88
2.8	Charles Smith (29)	1985-87
2.8	Eric Mobley (27)	1993-94
2.7	Mark Blount (29)	1996-97
2.5	Jaime Peterson (28)	1994-95
2.4	Mel Bennett (29)	1974-75
2.2	Charles Smith (29)	1984-85
2.0	Sam Clancy (27)	1977-78
2.0	Attila Cosby (27)	1997-98
1.9	Eric Mobley (28)	1992-93
1.8	Keith Armstrong (31)	1983-84
1.7	Chris Taft (36)	2003-04
1.7	Eric Mobley (33)	1991-92
1.7	Chris Taft (29)	2004-05
1.7	Isaac Hawkins (27)	1997-98
1.7	Aaron Gray (36)	2006-07

CAREER RECORDS

BLOCKED SHOTS

Total	Player (GP)	Year
346	Charles Smith (122)	1984-88
184	Eric Mobley (88)	1991-94
170	Sam Clancy (116)	1977-81
143	Isaac Hawkins (118)	1996-01
130	Aaron Gray (113)	2003-07
110	Chris Taft (65)	2003-05
109	Sam Young (143)	2005-09
109	Bobby Martin (117)	1987-91
108	Keith Armstrong (112)	1982-87
105	Mark Blount (56)	1995-97
96	Attila Cosby (55)	1997-99
89	Jaime Peterson (54)	1993-95
86	Chevon Troutman (124)	2001-05
78	Orlando Antigua (116)	1991-95
76	Ontario Lett (68)	2001-03
75	DeJuan Blair (72)	2007-09
70	Mel Bennett (29)	1974-75
64	Toree Morris (98)	2000-03
63	Larry Harris (107)	1974-78
55	Brandin Knight (127)	1999-03
52	Carlton Neverson (89)	1978-81
50	Ed Brown (101)	2000-03
45	Jon Scheuermann (98)	1976-81
45	Brian Shorter (92)	1988-91

BLOCKED SHOTS AVERAGE (Min.: 50 games)

Total	Player (GP)	Year
2.8	Charles Smith (122)	1984-88
2.1	Eric Mobley (88)	1991-94
1.9	Mark Blount (56)	1995-97
1.7	Chris Taft (65)	2003-05
1.7	Attila Cosby (55)	1997-99
1.6	Jaime Peterson (54)	1993-95
1.5	Sam Clancy (116)	1977-81
1.2	Aaron Gray (113)	2003-07
1.2	Isaac Hawkins (118)	1996-01
1.1	Ontario Lett (68)	2001-03



CLASS RECORDS

BLOCKED SHOTS

Freshman: 70, Mel Bennett, 1974-75.
Sophomore: 81, Charles Smith, 1985-86.
Junior: 106, Charles Smith, 1986-87.
Senior: 96, Charles Smith, 1987-88.

BLOCKED SHOTS PER GAME

Freshman: 2.4, Mel Bennett, 1974-75.
Sophomore: 2.8, Charles Smith, 1985-86.
Junior: 3.2, Charles Smith, 1986-87.
Senior: 3.1, Charles Smith, 1987-88.



Mark Blount became a second-round NBA draft pick after rejecting 78 shots during his sophomore year.



STEALS LEADERS

SINGLE GAME RECORDS

STEALS

7	Billy Culbertson	LaSalle	3/16/84
7	Brandin Knight	at Notre Dame	1/22/00
7	Brandin Knight	at Nebraska	12/11/99
7	Carlton Neverson	St. Francis (Pa.)	12/29/80
7	George Allen	Robert Morris	12/12/82
7	Kellii Taylor	Navy	3/12/97
7	Kellii Taylor	New Orleans	3/12/97
7	Jaron Brown	vs. Connecticut	3/13/04
7	Curtis Aiken	Syracuse	1/26/85
6	Jermaine Dixon	at Villanova	1/28/09
6	DeJuan Blair	St. John's	1/11/09
6	Carl Krauser	Marquette	1/28/06
6	Carl Krauser	St. Francis (N.Y.)	11/29/05
6	Jaron Brown	at Seton Hall	2/15/03
6	Billy Culbertson	Duquesne	1/14/84
6	Brandin Knight	Georgetown	1/26/02
6	Chevon Troutman	vs. Boston College	3/12/04
6	Brandin Knight	Duquesne	12/20/99
6	Calton Neverson	Rhode Island	3/6/81
6	Carlton Neverson	Eastern Kentucky	2/4/80
6	Chip Watkins	Seton Hall	2/22/84
6	Curtis Aiken	Syracuse	1/26/85
6	Dwayne Wallace	Rhode Island	2/22/84
6	Jaron Brown	at Seton Hall	2/15/03
6	Jaron Brown	Georgetown	1/26/02
6	Lennie McMillian	Rutgers	1/10/81
6	Lennie McMillian	St. Bonaventure	12/2/80
6	Pete Strickland	St. Francis (Pa.)	12/10/77
6	Wayne Williams	Duke	2/10/79


CLASS RECORDS

STEALS

Freshman: 101, Kellii Taylor, 1996-97.
Sophomore: 85, Vonteego Cummings, 1996-97.
Junior: 82, Brandin Knight, 2001-02.
Senior: 83, Carlton Neverson, 1980-81.

STEALS PER GAME


Freshman: 3.2, Kellii Taylor, 1996-97.
Sophomore: 2.6, Vonteego Cummings, 1996-97.
Junior: 2.8, Jerry McCullough, 1993-94.
Senior: 3.0, Jerry McCullough, 1995-96.



Jerry McCullough is one of two players in Pittsburgh basketball history to lead his team in steals in four seasons. He ranks second on the all-time career steals list with 257 from 1991-96.

ANNUAL STEALS LEADERS

Year	Player	Total	GP	Avg.
1970-71	.. Bill Downes	85	24	3.5
1978-79	.. Wayne Williams	49	29	1.7
1979-80	.. Carlton Neverson	78	29	2.7
1980-81	.. Carlton Neverson	83	31	2.7
1981-82	.. Dwayne Wallace	73	30	2.4
1982-83	.. George Allen	43	28	1.5
1983-84	.. Billy Culbertson	68	31	2.2
1984-85	.. Curtis Aiken	47	29	1.6
1985-86	.. Demetreus Gore	42	29	1.4
1986-87	.. Jerome Lane	42	33	1.3
1987-88	.. Jerome Lane	40	31	1.3
1988-89	.. Rod Brookin	39	29	1.3
1989-90	.. Darelle Porter	54	29	1.9
1990-91	.. Darelle Porter	63	33	1.9
1991-92	.. Jerry McCullough	47	33	1.4
1992-93	.. Jerry McCullough	64	28	2.3
1993-94	.. Jerry McCullough	70	25	2.8
1994-95	.. Jamie Peterson	50	28	1.8
1995-96	.. Jerry McCullough	76	25	3.0
1996-97	.. Kellii Taylor	101	32	3.2
1997-98	.. Vonteego Cummings	66	26	2.5
1998-99	.. Kellii Taylor	67	24	2.8
1999-00	.. Brandin Knight	77	28	2.8
2000-01	.. Brandin Knight	69	31	2.2
2001-02	.. Brandin Knight	82	35	2.3
2002-03	.. Brandin Knight	70	33	2.1
2003-04	.. Jaron Brown	65	36	1.8
2004-05	.. Carl Krauser	51	29	1.8
2005-06	.. Carl Krauser	53	33	1.6
2006-07	.. Levance Fields	39	37	1.1
2007-08	.. DeJuan Blair	62	37	1.7
2008-09	.. DeJuan Blair	54	35	1.5



Darelle Porter led Pitt in steals over two straight seasons (1989-91).

SEASON RECORDS

STEALS

Total	Player (GP)	Year
101	Kellii Taylor (32)	1996-97
85	Vonteego Cummings (33)	1996-97
83	Carlton Neverson (31)	1980-81
82	Brandin Knight (35)	2001-02
78	Carlton Neverson (29)	1979-80
77	Brandin Knight (28)	1999-00
76	Lennie McMillian (30)	1980-81
76	Jerry McCullough (25)	1995-96
73	Dwayne Wallace (30)	1981-82
70	Brandin Knight (33)	2002-03
70	Jerry McCullough (25)	1993-94
70	Sam Clancy (31)	1980-81
69	Brandin Knight (28)	2000-01
69	Vonteego Cummings (26)	1998-99

STEALS AVERAGE (Minimum 20 steals)

Avg.	Player (GP)	Year
3.2	Kellii Taylor (32)	1996-97
3.0	Jerry McCullough (25)	1995-96
2.8	Jerry McCullough (25)	1993-94
2.8	Kellii Taylor (24)	1998-99
2.8	Brandin Knight (28)	1999-00
2.7	Carlton Neverson (29)	1979-80
2.7	Carlton Neverson (31)	1980-81
2.7	Vonteego Cummings (26)	1998-99
2.6	Vonteego Cummings (33)	1996-97
2.5	Vonteego Cummings (26)	1997-98
2.5	Lennie McMillian (30)	1980-81
2.4	Dwayne Wallace (30)	1981-82
2.3	Brandin Knight (35)	2001-02
2.3	Jerry McCullough (28)	1992-93
2.3	Darrell Gissendanner (30)	1981-82
2.3	Dwayne Wallace (24)	1979-80

CAREER RECORDS

STEALS

Total	Player (GP)	Year
298	Brandin Knight (112)	1999-03
257	Jerry McCullough (111)	1991-96
235	Vonteego Cummings (103)	1995-99
202	Kellii Taylor (79)	1995-00
196	Ricardo Greer (117)	1997-01
194	Carlton Neverson (89)	1978-81
192	Jaron Brown (137)	2000-04
190	Carl Krauser (126)	2002-06
170	Darelle Porter (123)	1987-91
169	Dwayne Wallace (101)	1978-82
161	Sam Clancy (116)	1977-81
155	Curtis Aiken (120)	1983-87
134	Chevon Troutman (124)	2001-05
126	Demetreus Gore (122)	1984-88
120	George Allen (77)	1981-84
116	DeJuan Blair (72)	2007-09

STEALS AVERAGE (Minimum 50 games)

Avg.	Player (GP)	Year
2.6	Kellii Taylor (79)	1995-99
2.3	Brandin Knight (127)	1999-02
2.3	Jerry McCullough (111)	1991-93,95
2.3	Vonteego Cummings (103)	1995-98
2.2	Carlton Neverson (89)	1978-80
1.9	Lennie McMillian (59)	1979-80
1.7	Ricardo Greer (117)	1997-00
1.7	Dwayne Wallace (101)	1978-81
1.6	DeJuan Blair (72)	2007-09
1.6	George Allen (77)	1981-83
1.5	Carl Krauser (126)	2002-06
1.4	Billy Culbertson (78)	1981-83
1.4	Darelle Porter (123)	1987-90
1.4	Jaron Brown (101)	2000-04



PARTICIPATION LEADERS

ANNUAL MINUTES PER GAME LEADERS

(Since 1978-79)

Year	Player	Avg.
1978-79	Sam Clancy	36.9
1979-80	Sam Clancy	36.7
1980-81	Sam Clancy	36.7
1981-82	Clyde Vaughan	36.0
1982-83	Clyde Vaughan	38.1
1983-84	Clyde Vaughan	37.0
1984-85	Charles Smith	33.0
1985-86	Curtis Aiken	32.4
1986-87	Jerome Lane	35.4
1987-88	Sean Miller	35.0
1988-89	Sean Miller	35.0
1989-90	Jason Matthews	37.7
1990-91	Sean Miller	30.0
1991-92	Sean Miller	33.4
1992-93	Jerry McCullough	35.4
1993-94	Jerry McCullough	35.2
1994-95	Jaime Peterson	36.4
1995-96	Andre Alridge	39.0
1996-97	Vonteego Cummings	40.1
1997-98	Isaac Hawkins	37.4
1998-99	Vonteego Cummings	35.5
1999-00	Ricardo Greer	36.0
2000-01	Ricardo Greer	34.0
2001-02	Brandin Knight	36.7
2002-03	Brandin Knight	32.9
2003-04	Carl Krauser	36.1
2004-05	Carl Krauser	35.6
2005-06	Carl Krauser	31.9
2006-07	Levance Fields	29.6
2007-08	Sam Young	32.1
2008-09	Levance Fields	32.4

CLASS RECORDS

GAMES STARTED


Freshman: 36, DeJuan Blair, 2007-08.
Sophomore: 37, Levance Fields, 2006-07.
Junior: 37, Sam Young, 2007-08.
Senior: 37, by three players

MINUTES PLAYED (Since 1978-79)

Freshman: 1,072, Sean Miller, 1987-88.
Sophomore: 1,201, Julius Page, 2001-02.
Junior: 1,284, Brandin Knight, 2001-02.
Senior: 1,281, Julius Page, 2003-04.

MINUTES PER GAME

Freshman: 35.8, Ricardo Greer, 1997-98
Sophomore: 37.4, Isaac Hawkins, 1997-98.
Junior: 40.1, Vonteego Cummings, 1997-98.
Senior: 39.0, Andre Alridge, 1995-96.



Ricardo Greer, who started 115 career games and starred for the Panthers from 1997-2001, finished his career ranked among the top-10 school leaders in both scoring and rebounding.

SEASON RECORDS

GAMES PLAYED

GP	Player	Year
37	14 tied at 37	2006-07 and 2007-08
36	Nine tied at 36	2003-04 and 2008-09

GAMES STARTED

GS	Player	Year
37	Sam Young	2007-08
37	Ronald Ramon	2007-08
37	Levance Fields	2006-07
37	Mike Cook	2006-07
37	Levon Kendall	2006-07
37	Antonio Graves	2006-07
36	Nine tied at 36	2003-04 and 2008-09
35	Two players tied at 35	

MINUTES PLAYED (Since 1978-79)

MP	Player	Year
1284	Brandin Knight	2001-02
1281	Julius Page	2003-04
1237	Jaron Brown	2003-04
1201	Julius Page	2001-02
1187	Sam Young	2007-08
1174	Ronald Ramon	2007-08
1169	Jerome Lane	1986-87
1165	Levance Fields	2008-09
1155	Carl Krauser	2003-04
1146	Sam Young	2008-09
1146	Clyde Vaughan	1983-84
1139	Sam Clancy	1980-81
1129	Vonteego Cummings	1996-97
1123	Ricardo Greer	2000-01
1112	Mike Goodson	1986-87
1094	Levance Fields	2006-07
1092	Jason Matthews	1989-90
1090	Jerome Lane	1987-88

MINUTES PER GAME (Since 1978-79)

MPG	Player	Year
40.1	Vonteego Cummings	1997-98
39.0	Andre Alridge	1995-96
38.1	Clyde Vaughan	1982-83
37.7	Jason Matthews	1989-90
37.4	Isaac Hawkins	1997-98
37.1	Charles Smith	1985-86
37.0	Clyde Vaughan	1983-84
36.9	Sam Clancy	1978-79
36.8	Darelle Porter	1989-90

PERSONAL FOULS

PF	Player	Year
122	Charles Smith	1986-87
117	Ontario Lett	2001-02
114	Ontario Lett	2002-03
113	Sam Clancy	1980-81

DISQUALIFICATIONS (Since 1950-51)

DISQ.	Player	Year
15	John Kendrick	1951-52
12	Michael Zernich	1950-51
11	John Mills	1957-58
11	Chuck Hursh	1956-57
11	Julius Pegues	1956-57

FOUR-YEAR STARTERS

Since freshmen were sanctioned to participate in varsity play in 1972-73, only seven players have started all four seasons at Pitt:

Sam Clancy, 1977-81
Demetreus Gore, 1984-88
Charles Smith, 1984-88
Sean Miller 1987-92
Ricardo Greer, 1997-01
Brandin Knight 1999-03
Julius Page, 2000-04

CAREER RECORDS

GAMES PLAYED

GP	Player	Year
143	Sam Young	2005-09
141	Tyrell Biggs	2005-09
137	Jaron Brown	2000-04
136	Julius Page	2000-04
135	Ronald Ramon	2004-08
131	Toree Morris	2000-04
131	Levance Fields	2005-09
130	Antonio Graves	2003-07
128	Sean Miller	1987-92
127	Brandin Knight	1999-03
126	Carl Krauser	2002-06
124	Chevon Troutman	2001-05
123	Keith Benjamin	2004-08
123	Jason Matthews	1987-91
123	Darelle Porter	1987-91

GAMES STARTED (Since 1982-83)

GS	Player	Year
136	Julius Page	2000-04
124	Sean Miller	1987-92
122	Charles Smith	1984-88
119	Brandin Knight	1999-03
115	Ricardo Greer	1997-01
112	Jason Matthews	1987-91
112	Demetreus Gore	1984-88

MINUTES PLAYED (Since 1978-79)

MP	Player	Year
4398	Julius Page	2000-04
4307	Brandin Knight	1999-03
4146	Sean Miller	1987-92
4103	Charles Smith	1984-88
4026	Ricardo Greer	1997-01
3837	Carl Krauser	2002-06
3777	Jaron Brown	2000-04
3747	Levance Fields	2005-09
3741	Clyde Vaughan	1980-84
3642	Sam Young	2005-09
3612	Ronald Ramon	2004-08
3552	Jason Matthews	1987-91
3532	Vonteego Cummings	1995-99
3388	Isaac Hawkins	1996-01
3369	Darelle Porter	1987-91

MINUTES PER GAME (Since 1978-79)

MPG	Player	Year
34.4	Ricardo Greer	1997-01
34.3	Vonteego Cummings	1995-99
34.2	Sammie Ellis	1978-80
33.9	Brandin Knight	1999-03
33.6	Charles Smith	1984-88
32.4	Sean Miller	1987-92
32.3	Julius Page	2000-04
32.1	Brian Shorter	1988-91
31.9	Jerome Lane	1985-88

PERSONAL FOULS

PF	Player	Year
410	Sam Clancy	1977-81
392	Charles Smith	1984-88
382	Bobby Martin	1987-91
358	Wayne Williams	1975-79
331	Andre Williams	1981-85
328	Keith Armstrong	1982-86

DISQUALIFICATIONS (Since 1950-51)

DISQ.	Player	Year
29	Julius Pegues	1955-58
27	Chuck Hursh	1955-58
25	Sam Clancy	1977-81
25	Keith Armstrong	1982-86
25	John Riser	1954-57
23	Michael Zernich	1950-53



YEAR-BY-YEAR STATISTICS

Year	Team	G	FG	FGA	Pct.	3FG	3FGA	Pct.	FT	FTA	Pct.	Off	Def	Total	Avg.	PF	A	TO	BLK	S	Pts.	Avg.
1947-48	PITTSBURGH Opponents	21	320	--	--	--	--	--	310	499	.621	--	--	--	--	443	--	--	--	--	950	45.2
		21	375	--	--	--	--	--	300	421	.713	--	--	--	--	405	--	--	--	--	1050	50.0
1948-49	PITTSBURGH Opponents	25	438	1206	.363	--	--	--	360	599	.601	--	--	--	--	509	--	--	--	--	1236	49.4
		25	459	--	--	--	--	--	334	554	.602	--	--	--	--	470	--	--	--	--	1252	50.1
1949-50	PITTSBURGH Opponents	18	333	1020	.326	--	--	--	203	353	.575	--	--	--	--	403	--	--	--	--	869	48.3
		18	366	--	--	--	--	--	282	474	.595	--	--	--	--	306	--	--	--	--	1014	56.3
1950-51	PITTSBURGH Opponents	26	547	1745	.313	--	--	--	372	599	.628	--	--	--	--	602	--	--	--	--	1466	56.3
		26	593	--	--	--	--	--	426	688	.618	--	--	--	--	503	--	--	--	--	1612	62.0
1951-52	PITTSBURGH Opponents	22	462	1404	.329	--	--	--	328	556	.590	--	--	811	36.8	542	309	--	--	--	1252	56.9
		22	458	1387	.330	--	--	--	381	582	.655	--	--	741	33.9	477	233	--	--	--	1305	59.3
1952-53	PITTSBURGH Opponents	23	557	1670	.334	--	--	--	485	812	.597	--	--	1283	55.8	512	--	--	--	--	1579	68.7
		23	523	1567	.334	--	--	--	529	820	.645	--	--	1140	49.6	508	--	--	--	--	1577	68.6
1953-54	PITTSBURGH Opponents	23	570	1735	.329	--	--	--	498	836	.596	--	--	1240	53.9	530	--	--	--	--	1638	71.2
		23	644	1756	.367	--	--	--	555	819	.678	--	--	1235	53.7	533	--	--	--	--	1768	76.9
1954-55	PITTSBURGH Opponents	26	738	2023	.365	--	--	--	553	864	.640	--	--	1377	52.9	599	--	--	--	--	2028	78.0
		26	725	1878	.386	--	--	--	623	974	.639	--	--	1306	50.2	507	--	--	--	--	2073	79.7
1955-56	PITTSBURGH Opponents	25	680	1758	.386	--	--	--	571	841	.679	--	--	1210	48.4	566	--	--	--	--	1931	77.2
		25	641	1694	.380	--	--	--	648	929	.697	--	--	1067	42.7	501	--	--	--	--	1930	77.2
1956-57	PITTSBURGH Opponents	27	751	1870	.402	--	--	--	566	825	.674	--	--	1174	43.5	556	--	--	--	--	2068	76.5
		27	710	1839	.386	--	--	--	573	842	.681	--	--	1130	41.9	501	--	--	--	--	1993	73.8
1957-58	PITTSBURGH Opponents	25	715	1731	.413	--	--	--	485	723	.671	--	--	1136	45.4	557	--	--	--	--	1915	76.6
		25	607	1731	.357	--	--	--	532	791	.675	--	--	1158	46.3	507	--	--	--	--	1746	70.2
1958-59	PITTSBURGH Opponents	24	624	1637	.381	--	--	--	418	603	.693	--	--	1076	44.8	519	--	--	--	--	1666	69.4
		24	627	1648	.380	--	--	--	506	749	.675	--	--	1135	47.3	433	--	--	--	--	1760	73.3
1959-60	PITTSBURGH Opponents	25	638	1617	.395	--	--	--	477	695	.686	--	--	1113	44.5	478	--	--	--	--	1753	70.0
		25	689	1715	.402	--	--	--	438	654	.670	--	--	1153	46.1	486	--	--	--	--	1816	72.6
1960-61	PITTSBURGH Opponents	23	561	1508	.372	--	--	--	435	638	.682	--	--	1116	48.5	471	--	--	--	--	1557	67.7
		23	588	1496	.393	--	--	--	445	670	.664	--	--	1094	47.6	439	--	--	--	--	1621	70.5
1961-62	PITTSBURGH Opponents	23	614	1468	.418	--	--	--	449	611	.735	--	--	1007	43.8	510	--	--	--	--	1677	72.9
		23	596	1446	.415	--	--	--	437	661	.661	--	--	1004	43.7	435	--	--	--	--	1629	70.8
1962-63	PITTSBURGH Opponents	25	695	1615	.430	--	--	--	463	649	.713	--	--	1100	44.0	520	--	--	--	--	1853	74.1
		25	551	1494	.369	--	--	--	493	724	.618	--	--	1067	42.7	474	--	--	--	--	1595	63.8
1963-64	PITTSBURGH Opponents	25	793	1804	.440	--	--	--	458	649	.706	--	--	1128	45.1	527	--	--	--	--	2044	81.8
		25	680	1577	.431	--	--	--	456	702	.650	--	--	1136	45.6	486	--	--	--	--	1816	72.6
1964-65	PITTSBURGH Opponents	23	611	1584	.386	--	--	--	385	524	.735	--	--	966	42.0	429	--	--	--	--	1607	69.9
		23	681	1534	.444	--	--	--	379	563	.673	--	--	1143	49.7	401	--	--	--	--	1741	75.7
1965-66	PITTSBURGH Opponents	22	559	1407	.397	--	--	--	344	501	.687	--	--	875	39.8	472	--	--	--	--	1462	66.5
		22	620	1328	.466	--	--	--	430	631	.697	--	--	1111	50.5	384	--	--	--	--	1660	75.5
1966-67	PITTSBURGH Opponents	25	599	1600	.374	--	--	--	398	597	.667	--	--	1178	47.1	496	--	--	--	--	1596	63.8
		25	737	1665	.443	--	--	--	448	659	.680	--	--	1161	46.4	426	--	--	--	--	1922	76.9
1967-68	PITTSBURGH Opponents	22	579	1494	.387	--	--	--	395	571	.691	--	--	1055	48.0	490	--	--	--	--	1553	70.5
		22	654	1328	.492	--	--	--	455	663	.686	--	--	1018	46.3	432	--	--	--	--	1763	80.9
1968-69	PITTSBURGH Opponents	24	545	1394	.391	--	--	--	363	538	.674	--	--	962	40.8	490	--	--	--	--	1453	60.5
		24	640	1483	.432	--	--	--	451	660	.677	--	--	1114	46.4	432	--	--	--	--	1731	72.1
1969-70	PITTSBURGH Opponents	24	683	1566	.436	--	--	--	358	509	.703	--	--	1043	43.5	512	--	--	--	--	1724	71.8
		24	630	1451	.434	--	--	--	502	717	.701	--	--	1027	42.8	439	--	--	--	--	1762	73.4
1970-71	PITTSBURGH Opponents	24	725	1615	.442	--	--	--	388	561	.691	--	--	1103	46.0	502	402	--	--	--	1938	76.5
		24	611	1439	.424	--	--	--	444	646	.691	--	--	990	41.3	408	--	--	--	--	1666	69.4
1971-72	PITTSBURGH Opponents	24	794	1705	.465	--	--	--	366	471	.713	--	--	1044	43.5	507	461	--	--	--	1924	80.2
		24	683	1446	.472	--	--	--	504	718	.702	--	--	979	40.8	383	--	--	--	--	1870	77.9
1972-73	PITTSBURGH Opponents	26	797	1772	.444	--	--	--	246	364	.675	--	--	1131	43.5	522	429	--	--	--	1840	70.7
		26	704	1678	.418	--	--	--	399	584	.683	--	--	1121	43.2	447	408	--	--	--	1807	69.5
1973-74	PITTSBURGH Opponents	28	969	2012	.482	--	--	--	323	473	.683	--	--	1281	45.8	499	544	--	--	--	2261	80.8
		28	760	1796	.423	--	--	--	315	468	.673	--	--	1101	39.3	556	389	--	--	--	1835	65.5
1974-75	PITTSBURGH Opponents	29	949	2083	.456	--	--	--	340	502	.677	--	--	1288	44.4	526	504	--	146	--	2238	77.2
		29	836	1875	.446	--	--	--	398	575	.692	--	--	1224	42.2	545	449	--	73	--	2070	71.4
1975-76	PITTSBURGH Opponents	27	810	1794	.454	--	--	--	295	456	.647	--	--	1061	39.3	646	437	--	80	--	1915	70.9
		27	714	1549	.461	--	--	--	465	680	.684	--	--	1134	42.0	511	386	--	68	--	1893	70.1
1976-77	PITTSBURGH Opponents	27	804	1749	.459	--	--	--	307	446	.688	--	--	1016	37.6	599	465	--	60	--	1915	70.9
		27	837	1703	.491	--	--	--	430	630	.683	--	--	1134	42.0	466	475	--	67	--	2104	77.9



Year	Team	G	FG	FGA	Pct.	3FG	3FGA	Pct.	FT	FTA	Pct.	Off	Def	Total	Avg.	PF	A	TO	BLK	S	Pts.	Avg.
1977-78	PITTSBURGH Opponents	27 27	845 787	1773 1754	.477 .449	-- --	-- --	-- --	411 430	565 610	.727 .705	-- --	-- --	1173 1056	43.4 39.1	569 553	391 365	-- --	122 65	-- --	2101 2004	77.8 74.2
1978-79	PITTSBURGH Opponents	29 29	882 797	1795 1637	.458 .487	-- --	-- --	-- --	575 436	789 640	.729 .681	-- --	-- --	1269 962	43.8 33.2	639 664	393 395	465 436	99 87	205 128	2219 2030	76.5 70.0
1979-80	PITTSBURGH Opponents	29 29	778 680	1680 1517	.463 .448	-- --	-- --	-- --	449 521	686 737	.655 .707	-- --	-- --	1122 1070	38.7 36.9	667 608	380 339	524 621	114 99	287 180	2005 1881	69.1 64.9
1980-81	PITTSBURGH Opponents	31 31	903 768	1981 1647	.456 .466	-- --	-- --	-- --	422 499	633 721	.666 .692	-- --	-- --	1210 1148	39.0 37.0	689 584	414 408	515 675	108 81	323 167	2218 2035	71.5 65.6
1981-82	PITTSBURGH Opponents	30 30	810 759	1732 1595	.468 .476	-- --	-- --	-- --	443 466	643 678	.690 .687	-- --	-- --	1003 1046	33.5 34.9	638 572	427 461	561 555	62 72	262 151	2066 1984	68.9 66.1
1982-83	PITTSBURGH Opponents	28 28	707 730	1569 1358	.451 .537	-- --	-- --	-- --	468 468	646 620	.724 .755	-- --	-- --	960 860	34.3 30.7	615 576	330 388	421 448	43 111	178 148	1882 1928	67.2 68.8
1983-84	PITTSBURGH Opponents	31 31	795 797	1765 1636	.450 .487	-- --	-- --	-- --	510 472	731 684	.698 .694	-- --	-- --	936 1039	30.2 33.5	637 631	437 477	474 563	100 86	252 181	2100 2006	67.8 64.7
1984-85	PITTSBURGH Opponents	29 29	785 757	1718 1615	.457 .469	-- --	-- --	-- --	481 439	681 636	.706 .690	-- --	-- --	1020 976	35.2 33.7	587 590	384 429	408 433	124 113	208 169	2051 1953	70.7 67.3
1985-86	PITTSBURGH Opponents	29 29	878 751	1761 1639	.499 .458	-- --	-- --	-- --	452 500	639 685	.708 .730	-- --	-- --	1042 947	35.9 32.6	591 618	449 489	433 163	148 84	194 175	2206 2002	76.1 69.0
1986-87	PITTSBURGH Opponents	33 33	1000 930	1965 2099	.509 .442	110 --	295 --	.373 --	662 394	961 570	.689 .691	456 362	803 591	1370 1050	41.5 31.8	690 777	587 509	487 461	148 --	195 169	2782 2425	84.3 73.5
1987-88	PITTSBURGH Opponents	31 31	878 820	1768 1887	.494 .434	115 156	287 403	.409 .387	604 406	841 591	.717 .687	382 368	705 536	1181 986	37.8 31.8	593 683	566 448	503 470	135 --	192 207	2475 2202	79.8 71.0
1988-89	PITTSBURGH Opponents	30 30	761 892	1622 1843	.469 .484	167 148	415 387	.402 .382	679 447	910 644	.746 .694	381 380	676 646	1057 996	35.2 33.2	573 714	499 514	395 428	74 130	185 206	2368 2379	78.9 79.3
1989-90	PITTSBURGH Opponents	29 29	797 890	1652 1835	.482 .485	169 146	354 446	.412 .380	687 459	945 636	.727 .722	372 366	695 635	1067 1001	36.8 34.5	605 748	466 538	451 422	68 117	186 209	2427 2408	83.7 83.0
1990-91	PITTSBURGH Opponents	33 33	903 892	1957 1968	.461 .456	211 180	506 483	.417 .373	741 573	991 799	.748 .717	475 413	759 710	1234 1123	37.4 34.0	687 786	562 479	468 496	888 131	211 204	2758 2537	83.6 76.9
1991-92	PITTSBURGH Opponents	34 34	913 873	2011 1996	.454 .437	148 164	440 504	.336 .325	617 563	994 841	.621 .669	476 448	834 821	1310 1269	38.5 37.3	735 777	535 474	502 558	146 128	233 223	2591 2473	76.2 72.7
1992-93	PITTSBURGH Opponents	28 28	780 768	1717 1751	.454 .439	129 173	409 434	.315 .399	474 435	717 602	.661 .723	460 400	663 602	1123 1002	40.0 35.8	544 595	423 424	456 411	116 101	176 186	2163 2144	77.3 76.6
1993-94	PITTSBURGH Opponents	27 27	746 704	1701 1731	.439 .407	165 153	484 461	.341 .332	450 467	702 671	.641 .696	392 412	716 692	1108 1102	41.0 40.9	541 557	457 393	421 422	140 118	214 198	2107 2028	78.0 75.1
1994-95	PITTSBURGH Opponents	28 28	694 754	1681 1610	.413 .468	225 144	641 433	.351 .333	402 449	562 653	.715 .688	481 381	604 585	1085 966	38.8 34.5	582 501	408 459	584 514	117 131	245 265	2015 2101	72.0 75.0
1995-96	PITTSBURGH Opponents	27 27	680 622	1639 1443	.415 .431	204 149	575 456	.355 .327	384 518	563 754	.682 .687	397 370	581 662	978 1032	36.2 38.2	622 498	416 378	441 501	97 102	234 200	1948 1911	72.1 70.8
1996-97	PITTSBURGH Opponents	33 33	823 771	1961 1838	.420 .419	179 165	537 512	.333 .322	460 521	714 776	.644 .671	496 494	708 783	1204 1277	36.5 38.7	680 656	449 425	583 665	155 134	333 278	2285 2228	69.2 67.5
1997-98	PITTSBURGH Opponents	27 27	745 760	1678 1622	.444 .469	157 164	487 481	.322 .341	340 392	495 582	.687 .674	402 383	577 608	979 991	36.3 36.7	502 464	396 488	465 457	133 105	221 221	1987 2076	73.6 79.2
1998-99	PITTSBURGH Opponents	30 30	758 776	1822 1726	.416 .450	159 156	518 513	.307 .304	342 404	488 611	.701 .661	406 401	666 726	1072 1127	35.7 37.6	557 475	405 478	491 528	122 137	338 244	2017 2112	67.2 70.4
1999-00	PITTSBURGH Opponents	28 28	688 688	1604 1597	.429 .431	174 182	543 510	.320 .357	314 318	504 449	.623 .708	383 317	662 640	1045 957	37.3 34.2	447 476	459 415	465 419	60 148	215 181	1864 1876	66.6 67.0
2000-01	PITTSBURGH Opponents	33 33	820 800	1803 1874	.455 .427	190 195	578 576	.329 .339	417 361	676 534	.617 .676	404 398	767 726	1171 1124	35.5 34.1	566 625	496 451	510 498	123 124	234 219	2247 2156	68.1 65.3
2001-02	PITTSBURGH Opponents	35 35	928 765	1974 1937	.470 .395	220 181	682 628	.323 .288	454 422	751 607	.605 .695	462 389	883 732	1345 1121	38.4 32.0	613 691	590 420	498 520	157 122	235 187	2530 2133	72.3 60.9
2002-03	PITTSBURGH Opponents	33 33	893 682	1766 1750	.506 .390	208 176	572 573	.364 .307	479 415	748 602	.640 .689	368 330	822 643	1190 973	36.1 29.5	591 656	589 375	484 530	134 105	271 200	2473 1955	74.9 59.2
2003-04	PITTSBURGH Opponents	36 36	904 765	1921 1984	.471 .386	150 186	490 603	.306 .308	488 315	748 477	.652 .660	466 441	854 686	1320 1127	36.7 31.3	533 671	523 409	454 461	169 102	215 191	2446 2031	67.9 56.4
2004-05	PITTSBURGH Opponents	29 29	738 647	1567 1601	.471 .404	175 194	462 572	.379 .339	446 354	677 502	.659 .705	414 323	689 532	1103 855	38.0 29.5	496 572	439 400	319 474	120 95	189 154	2097 1842	72.3 63.5
2005-06	PITTSBURGH Opponents	33 33	840 740	1842 1849	.456 .400	206 224	585 647	.352 .346	505 378	729 561	.693 .674	422 341	859 689	1281 1030	38.8 31.2	565 653	541 404	452 429	128 116	203 186	2391 2082	72.5 63.1
2006-07	PITTSBURGH Opponents	37 37	961 824	2035 2023	.472 .407	229 217	599 702	.382 .309	486 459	735 631	.661 .727	445 402	884 756	1329 1158	35.9 31.3	613 666	647 445	441 453	133 108	194 189	2637 2324	71.3 62.8
2007-08	PITTSBURGH Opponents	37 37	997 878	2185 2090	.456 .420	225 239	671 717	.335 .333	512 415	768 595	.667 .697	533 435	866 804	1399 1239	37.8 33.5	598 675	578 465	445 519	125 120	251 178	2731 2410	73.8 65.1
2008-09	PITTSBURGH Opponents	36 36	1040 831	2173 2040	.479 .407	225 229	639 695	.352 .329	482 429	713 608	.676 .706	533 391	899 708	1432 1099	39.8 30.5	585 630	633 460	436 461	139 115	246 193	2787 2320	77.4 64.4



TEAM SEASON HIGHS

TOTAL WINS		
Total	GP	Year
31	36	2008-09
31	36	2003-04
29	37	2006-07
29	35	2001-02
28	33	2002-03
27	37	2007-08
25	33	2005-06
25	33	1986-87
25	29	1973-74
24	31	1987-88
23	25	1929-30

WINNING PERCENTAGE		
Total	W-L	Year
1.000	21-0	1927-28
.920	23-2	1929-30
.882	15-2	1915-16
.862	25-4	1973-74
.861	31-5	2008-09
.861	31-5	2003-04
.848	28-5	2002-03
.833	20-4	1930-31
.829	29-6	2001-02
.783	29-8	2006-07
.783	18-4	1933-34

GAMES PLAYED		
GP		Year
37	-	2007-08
37	-	2006-07
36	-	2008-09
36	-	2003-04
35	-	2001-02
34	-	1991-92
33	-	1986-87
33	-	1990-91
33	-	1996-97
33	-	2000-01
33	-	2002-03

TOTAL POINTS		
Total	GP	Year
2801	36	2008-09
2772	33	1986-87
2758	33	1990-91
2731	37	2007-08
2637	37	2006-07
2591	34	1991-92
2530	35	2001-02
2475	31	1987-88
2473	33	2002-03
2446	36	2003-04
2427	29	1989-90

SCORING AVERAGE		
Total	GP	Year
84.0	33	1986-87
83.7	29	1989-90
83.6	33	1990-91
81.8	25	1963-64
80.8	28	1973-74
80.7	29	1978-79
80.2	24	1971-72
79.8	31	1987-88
78.9	30	1988-89
78.0	26	1954-55
77.8	36	2008-09

SCORING MARGIN		
Total	GP	Year
+15.7	33	2002-03
+15.3	28	1973-74
+12.4	36	2008-09
+11.5	36	2003-04
+11.4	33	2001-02
+10.8	33	1986-87
+10.3	25	1962-63
+9.4	33	2005-06
+9.2	25	1963-64
+8.8	29	2004-05
+8.8	31	1987-88

OPPONENT SCORING AVERAGE		
Total	GP	Year
56.4	36	2003-04
59.2	33	2002-03
59.3	22	1951-52
60.9	35	2001-02
62.0	26	1950-51
62.8	27	2006-07
63.1	33	2005-06
63.5	29	2004-05
64.7	31	1983-84
64.8	29	1979-80

FIELD GOALS MADE		
Total	GP	Year
1040	36	2008-09
1000	33	1986-87
997	37	2007-08
969	28	1973-74
961	37	2006-07
949	29	1974-75
928	35	2001-02
913	34	1991-92
904	36	2003-04
903	31	1980-81
903	33	1990-91

FIELD GOALS MADE PER GAME		
Total	GP	Year
34.6	28	1973-74
33.1	24	1971-72
32.7	29	1974-75
31.8	25	1963-64
31.3	27	1977-78
30.6	29	1972-73
30.4	29	1978-79
30.3	29	1985-86
30.3	33	1986-87

FIELD GOAL ATTEMPTS		
Total	GP	Year
2185	37	2007-08
2173	36	2008-09
2083	29	1974-75
2035	37	2006-07
2023	26	1954-55
2012	28	1973-74
2011	34	1991-92
1981	31	1980-81
1974	35	2001-02
1965	33	1986-87
1961	33	1996-97

FIELD GOAL PERCENTAGE		
Total	FG-FGA	Year
.509	1000-1965	1986-87
.506	893-1766	2002-03
.499	878-1761	1985-86
.497	878-1768	1987-88
.491	882-1795	1978-79
.482	797-1652	1989-90
.482	969-2012	1973-74
.479	1040-2173	2008-09
.477	845-1773	1977-78
.472	961-2035	2006-07
.471	904-1921	2003-04

OPPONENT FIELD GOAL PERCENTAGE		
Total	GP	Year
.330	22	1951-52
.334	23	1952-53
.357	25	1957-58
.367	23	1953-54
.369	25	1962-63
.380	24	1958-59
.380	25	1955-56
.386	36	2003-04
.386	27	1956-57
.386	26	1954-55

3-POINT FIELD GOALS MADE		
Total	GP	Year
229	37	2006-07
225	36	2008-09
225	37	2007-08
225	28	1994-95
220	35	2001-02
211	33	1990-91
208	33	2002-03
206	33	2005-06
204	27	1995-96
190	33	2000-01
179	33	1996-97

3-POINT FIELD GOALS MADE PER GAME		
Total	GP	Year
8.0	28	1994-95
7.5	27	1995-96
6.7	29	2004-05
6.4	33	1990-91
6.3	36	2008-09
6.3	33	2002-03
6.3	35	2001-02
6.2	37	2006-07
6.2	33	2005-06
6.2	28	1999-00
6.1	27	1993-94

3-POINT FIELD GOAL ATTEMPTS		
Total	GP	Year
682	35	2001-02
671	37	2007-08
641	28	1994-95
639	36	2008-09
599	37	2006-07
585	33	2005-06
578	33	2000-01
575	27	1995-96
572	33	2002-03
543	28	1999-00
537	33	1996-97

3-POINT FIELD GOAL PERCENTAGE		
Total	3FG-FGA	Year
.417	211-506	1990-91
.412	146-354	1989-90
.402	167-415	1988-89
.401	115-287	1987-88
.382	229-599	2006-07
.379	175-462	2004-05
.373	110-295	1986-87
.364	208-572	2002-03
.355	204-575	1995-96
.352	206-585	2005-06
.352	225-639	2008-09

OPPONENT THREE-POINT PERCENTAGE		
Total	3FG-3FGA	Year
.288	181-628	2001-02
.304	156-513	1998-99
.307	176-573	2002-03
.308	186-603	2003-04
.309	217-702	2006-07
.322	165-512	1996-97
.325	164-504	1991-92
.327	149-456	1995-96
.329	229-695	2008-09
.332	153-461	1993-94
.333	144-433	1994-95

FREE THROWS MADE		
Total	GP	Year
741	33	1990-91
687	29	1989-90
679	30	1988-89
662	33	1986-87
617	34	1991-92
604	31	1987-88
575	29	1978-79
571	25	1955-56
566	27	1956-57
553	26	1954-55

FREE THROWS MADE PER GAME		
Total	GP	Year
23.7	29	1989-90
22.8	25	1955-56
22.6	30	1988-89
22.5	33	1990-91
21.7	23	1952-53
21.3	26	1954-55
20.9	27	1956-57
20.1	33	1986-87
19.8	29	1978-79
19.5	23	1961-62

FREE THROW ATTEMPTS		
Total	GP	Year
994	34	1991-92
991	33	1990-91
961	33	1986-87
945	29	1989-90
910	30	1988-89
864	26	1954-55
841	31	1987-88
841	25	1955-56
836	23	1953-54
825	27	1956-57

FREE THROW PERCENTAGE		
Total	FTM-FTA	Year
.748	741-991	1990-91
.746	679-910	1988-89
.735	449-611	1961-62
.735	385-524	1964-65
.729	575-789	1978-79
.727	411-565	1977-78
.727	687-945	1989-90
.724	468-646	1982-83
.718	604-841	1987-88
.715	402-562	1994-95

TOTAL REBOUNDS		
Total	Off-Def	Year
1432	533-899d	2008-09
1399	533o-866d	2007-08
1377	0o-1377d	1954-55
1370	456o-914d	1986-87
1345	462o-883d	2001-02
1329	445o-884d	2006-07
1320	466o-854d	2003-04
1310	476o-834d	1991-92
1288	0o-1288d	1974-75
1283	0o-1283d	1952-53
1281	422-859	2005-06

REBOUND AVERAGE		
Total	GP	Year
55.8	23	1952-53
53.9	23	1953-54
53.0	26	1954-55
48.5	23	1960-61
48.4	25	1955-56
48.0	22	1967-68
47.1	25	1966-67
46.0	24	1970-71
45.8	28	1973-74
45.4	25	1957-58

REBOUND MARGIN		
Total	GP	Year
+10.6	27	1977-78
+9.7	33	1986-87
+9.3	36	2008-09
+8.6	29	2004-05
+7.6	33	2005-06
+6.6	33	2002-03
+6.5	28	1973-74
+6.4	35	2001-02
+6.2	23	1952-53
+6.0	31	1987-88
+5.7	25	1955-56

OPPONENT REBOUND AVERAGE		
Total	GP	Year
29.5	29	2004-05
29.5	33	2002-03
30.5	36	2008-09
30.7	28	1982-83
31.2	33	2005-06
31.3	37	2006-07
31.3	36	2003-04
31.8	33	1986-87
31.8	31	1987-88
32.0	35	2001-02
32.6	29	1985-86



TOTAL ASSISTS		
Total	GP	Year
647	37	2006-07
633	36	2008-09
590	35	2001-02
589	33	2002-03
587	33	1986-87
578	37	2007-08
566	31	1987-88
562	33	1990-91
544	28	1973-74
541	33	2005-06
535	34	1991-92

ASSISTS AVERAGE		
Total	GP	Year
19.4	28	1973-74
19.2	24	1971-72
18.3	31	1987-88
17.8	33	2002-03
17.8	33	1986-87
17.6	36	2008-09
17.5	37	2006-07
17.4	29	1974-75
17.2	27	1976-77
17.0	33	1990-91
16.9	27	1993-94

ASSIST:TURNOVER RATIO		
Total	GP	Year
1.47	37	2006-07
1.45	36	2008-09
1.30	37	2007-08
1.26	30	1988-89
1.22	33	2002-03
1.21	33	1986-87
1.20	33	2005-06
1.20	33	1990-91
1.18	35	2001-02
1.15	36	2003-04
1.13	31	1987-88

TURNOVERS FORCED PER GAME		
Total	GP	Year
20.1	33	1996-97
18.6	27	1995-96
18.4	28	1994-95
17.6	30	1998-99
16.9	27	1997-98
16.4	34	1991-92
16.1	35	2001-02
15.6	27	1993-94
15.1	33	2000-01
14.9	28	1999-00

FEWEST TURNOVERS COMMITTED PER GAME		
Total	GP	Year
11.9	37	2006-07
12.0	37	2007-08
12.1	36	2008-09
12.6	36	2003-04
13.2	30	1988-89
13.7	33	2005-06
14.2	33	1990-91
14.2	35	2001-02
14.4	29	2004-05
14.7	33	2002-03
14.8	33	1986-87

BLOCKED SHOTS		
Total	GP	Year
169	36	2003-04
157	35	2001-02
155	33	1996-97
148	33	1986-87
148	29	1985-86
146	34	1991-92
146	29	1974-75
140	27	1993-94
139	36	2008-09
135	31	1987-88
134	33	2002-03

BLOCKED SHOTS AVERAGE		
Total	GP	Year
5.2	27	1993-94
5.1	29	1985-86
5.0	29	1974-75
4.9	27	1997-98
4.7	33	1996-97
4.7	36	2003-04
4.5	27	1977-78
4.5	35	2001-02
4.5	33	1986-87
4.4	31	1987-88

TOTAL STEALS		
Total	GP	Year
338	30	1998-99
333	33	1996-97
323	31	1980-81
287	29	1979-80
271	33	2002-03
262	30	1981-82
252	31	1983-84
251	37	2007-08
246	36	2008-09
245	28	1994-95
241	27	1997-98

STEALS AVERAGE		
Total	GP	Year
11.3	30	1998-99
10.4	31	1980-81
10.1	33	1996-97
9.9	29	1979-80
8.9	27	1997-98
8.8	28	1994-95
8.7	30	1981-82
8.7	27	1995-96
8.2	33	2002-03
8.1	31	1983-84

TEAM SEASON LOWS

TOTAL POINTS		
Total	GP	Year
869	18	1949-50
950	21	1947-48
1,236	25	1948-49
1,252	22	1951-52
1,252	24	1968-69

SCORING AVERAGE		
Total	GP	Year
45.2	21	1947-48
48.3	18	1949-50
49.4	25	1948-49
56.3	26	1950-51
56.9	22	1951-52

FIELD GOAL PERCENTAGE		
Total	FGM-A	Year
.313	547-1745	1950-51
.326	333-1020	1949-50
.329	462-1404	1951-52
.329	570-1735	1953-54
.334	557-1670	1952-53

FREE THROW PERCENTAGE		
Total	FTM-A	Year
.575	203-353	1949-50
.590	328-556	1951-52
.596	498-836	1953-54
.597	485-812	1952-53
.601	360-599	1948-49

TOTAL ASSISTS		
Total	GP	Year
309	22	1951-52
380	29	1979-80
384	29	1984-85
391	27	1977-78
393	29	1978-79

ASSISTS AVERAGE		
Total	GP	Year
11.8	28	1982-83
13.1	29	1979-80
13.2	29	1984-85
13.4	31	1980-81
13.5	30	1998-99

TOTAL STEALS		
Total	GP	Year
176	28	1992-93
178	28	1982-83
185	30	1988-89
186	29	1989-90
189	29	2004-05

STEALS AVERAGE		
Total	GP	Year
5.2	37	2006-07
5.9	36	2003-04
5.9	33	1986-87
6.2	33	2005-06
6.2	30	1988-89

BLOCKED SHOTS		
Total	GP	Year
43	28	1982-83
60	28	1999-00
60	27	1976-77
62	30	1981-82
68	29	1989-90

BLOCKED SHOTS AVERAGE		
Total	GP	Year
1.5	28	1982-83
2.1	30	1981-82
2.1	28	1999-00
2.2	27	1976-77
2.3	29	1989-90

WINNING STREAKS

PITT BASKETBALL STREAKS

Longest Win Streak: 22 from 12/4/73-2/20/74; 21 from 1927-1928; 19 from 2/9/29-2/1/30; 18 from 11/14/03-1/17/04; 16 from 11/14/08-1/17/09; 15 from 11/19/05-1/21/06; 15 from 2/5/15-1916.

Longest Home Win Streak: 40 from 1/22/01-2/29/04; 27 from 12/10/73-12/23/75; 21, 2/27/08-current; 16 from 11/19/05-3/3/06; 14 from 1/31/87-1/25/88; 12 from 2/9/84-1/22/86; 11 from 1/2/64-12/4/65.

Longest On-Campus Home Win Streak: 40 from 1/22/01-2/29/04; 25 from 12/10/73-12/23/75.

Longest Losing Streak: 10 from 12/7/68-1/22/69; 10 from 2/5/93-3/10/93; 9 from 2/8/68-12/5/69.

Longest Home Losing Streak: 7 from 12/12/53-1/9/54; 5 from 1/29/93-2/22/93; 5 from 1/3/95-2/4/95; 5 from 1/25/66-2/26/66.

Longest Road Win Streak: 11 from 1927-1929; 6 from 1/4/07-2/24/07; 6 from 2/10/02-12/31/02; 6 from 1929-1930; 6 from 12/4/73-2/16/74.

Longest Road Losing Streak: 23 from 2/13/68-2/18/70; 19 from 1949-1951.

Longest Season Opening Win Streak: 21-0 in 1927-28; 18-0 in 2003-04; 16-0 in 2008-09; 15-0 in 2005-06; 15-0 in 1915-16; 12-0 in 1929-30; 10-0 in 2006-07; 10-0 in 2004-05; 9-0 in 1987-88 and 9-0 in 2002-03.

Longest Season Opening Losing Streak: 6 in 1947-48; 4 in 1954-55; 4 in 1949-50.

Most Consecutive Winning Seasons: 9 from 2000-01 to current; 6 from 1983-84 to 1988-89; 5 from 1932-33 to 1936-37; 5 from 1977-78 to 1981-82.

Most Consecutive Losing Seasons: 5 from 1964-65 to 1968-69.

Most Consecutive NCAA Tournament Appearances: 8 from 2002-current; 3 from 1987-89; 2 from 1957-58; 1981-82.

Most Consecutive Postseason Appearances: 9 from 2000-current; 6 from 1984-89; 3 from 1991-93, 1980-82.

Consecutive NCAA "Sweet Sixteen" Appearances: 3 (2001-02, 2002-03, 2003-04).

Consecutive Seasons Advancing to the Big East Tournament: 27 from 1983-2009.



POSTSEASON HISTORY

NCAA TOURNAMENT HISTORY

Appearances: 21; Games: 43; Total Record: 21-22.

Date	Opponent (Location)	W/L	Score
1941 Final Four			
3/21	vs. North Carolina (Madison, Wisc.)	W	26-20
3/22	at Wisconsin (Final Four- Madison, Wisc.)	L	36-30
1957			
3/11	vs. Morehead State (Columbus, Ohio)	W	86-85
3/15	at Kentucky (Lexington, Ky.)	L	98-92
3/16	vs. Notre Dame (Consolation-Lexington, Ky.)	L	86-85
1958			
3/11	vs. Miami (Ohio) (Evanston, Ill.)	L	82-77
1963			
3/11	vs. New York Univ. (Philadelphia, Pa.)	L	93-83
1974 Elite Eight			
3/9	vs. Saint Joseph's (Morgantown, W.Va.)	W	54-42
3/14	vs. Furman (Raleigh, N.C.)	W	81-78
3/16	at North Carolina State (Raleigh, N.C.)	L	100-72
1981			
3/13	vs. Idaho (El Paso, Texas)	W	70-69 (OT)
3/15	vs. North Carolina (El Paso, Texas)	L	74-57
1982			
3/12	vs. Pepperdine (Pullman, Wash.)	L	99-88
1985			
3/14	vs. Louisiana Tech (Tulsa, Okla.)	L	78-54
1987			
3/13	vs. Marist (Tucson, Ariz.)	W	93-68
3/15	vs. Oklahoma (Tucson, Ariz.)	L	96-93
1988			
3/18	vs. Eastern Michigan (Lincoln, Neb.)	W	108-90
3/20	vs. Vanderbilt (OT) (Lincoln, Neb.)	L	80-74
1989			
3/10	vs. Ball State (Indianapolis, Ind.)	L	68-64
1991			
3/14	vs. Georgia (OT) (Louisville, Ky.)	W	76-68
3/16	vs. Kansas (Louisville, Ky.)	L	77-66
1993			
3/19	vs. Utah (Nashville, Tenn.)	L	86-65
2002 Sweet Sixteen			
3/15	vs. Cent. Conn. State (Pittsburgh, Pa.)	W	71-54
3/17	vs. California (Pittsburgh, Pa.)	W	63-50
3/21	vs. Kent State (OT) (Lexington, Ky.)	L	78-73
2003 Sweet Sixteen			
3/21	vs. Wagner (Boston, Mass.)	W	87-61
3/23	vs. Indiana (Boston, Mass.)	W	74-52
3/27	vs. Marquette (Minneapolis, Minn.)	L	77-74
2004 Sweet Sixteen			
3/19	vs. Central Florida (Milwaukee, Wisc.)	W	53-44
3/21	vs. Wisconsin (Milwaukee, Wisc.)	W	59-55
3/25	vs. Oklahoma State (East Rutherford, N.J.)	L	63-51
2005			
3/17	vs. Pacific (Boise, Idaho)	L	79-71
2006			
3/17	vs. Kent State (Auburn Hills, Mich.)	W	79-64
3/19	vs. Bradley (Auburn Hills, Mich.)	L	72-66
2007 Sweet Sixteen			
3/15	vs. Wright State (Buffalo, N.Y.)	W	79-58
3/17	vs. Virginia Commonwealth (Buffalo, N.Y.)	W	84-79 (OT)
3/22	vs. UCLA (San Jose, Calif.)	L	64-55
2008			
3/20	vs. Oral Roberts (Denver, Colo.)	W	82-63
3/22	vs. Michigan State (Denver, Colo.)	L	65-54
2009 Elite Eight			
3/20	vs. East Tennessee State (Dayton, Ohio)	W	72-62
3/22	vs. Oklahoma State (Dayton, Ohio)	W	84-76
3/26	vs. Xavier (Boston, Mass.)	W	60-55
3/28	vs. Villanova (Boston, Mass.)	L	78-76



Pitt's 2002-03 team automatically qualified for the NCAA Tournament when it captured the school's first-ever Big East Tournament title. The Panthers advanced to their second consecutive NCAA Tournament "Sweet Sixteen" appearance.

NIT HISTORY

Appearances: 8; Games: 14; Total Record: 6-8

Date	Opponent (Location)	W/L	Score
1964			
3/14	vs. Drake (New York, N.Y.)	L	87-82
1975			
3/15	vs. Southern Illinois (New York, N.Y.)	W	70-65
3/18	vs. Providence (New York, N.Y.)	L	101-80
1980			
3/6	at Duquesne (Pittsburgh, Pa./Civic Arena)	L	65-63
1984			
3/16	vs. LaSalle (Philadelphia, Pa.)	W	95-91
3/18	vs. Florida State (Greensboro, N.C.)	W	66-63
3/23	Notre Dame (Pittsburgh, Pa.)	L	72-64
1986			
3/12	at SW Missouri State (Springfield, Mo.)	L	59-52
1992			
3/18	at Penn State (University Park, Pa.)	W	67-65
3/23	Florida (Pittsburgh, Pa.)	L	77-74
1997			
3/12	New Orleans (Pittsburgh, Pa.)	W	82-63
3/17	at Arkansas (Fayetteville, Ark.)	L	76-71
2001			
3/14	St. Bonaventure (Pittsburgh, Pa.)	W	84-75
3/19	Mississippi State (Pittsburgh, Pa.)	L	66-61



Pitt's 2008 Big East Tournament championship team became Pitt's fourth NCAA Tournament automatic qualifier after its title game victory over Georgetown.



NCAA TOURNAMENT RECORDS

NCAA TOURNAMENT HISTORY

NCAA TOURNAMENT INFO

- **Appearances:** 21.
- **Total Games:** 43.
- **Overall Record:** 21-22.
- **Overtime:** 2-2.
- **One-Point Games:** 3 (2-1)
- **Two-Point Games:** 1 (0-1)
- **Most Points Scored-Pittsburgh:** 108 (108-90 win vs. Eastern Michigan, 3/18/88).
- **Most Points Scored-Opponent:** 100 (100-72 loss vs. North Carolina State, 3/16/74).
- **Largest Victory Margin-Pittsburgh:** 26 (87-61 win vs. Wagner, 3/21/03).
- **Largest Victory Margin-Opponent:** 28 (100-72 loss vs. North Carolina State, 3/16/74)
- **Consecutive Wins:** 3, 2009.
- **Consecutive Losses:** 4 (3/15/57-3/11/63).
- **Last 10:** 6-4.
- **Last 20:** 12-8.

NCAA TOURNAMENT NOTES

- Pitt received its first-ever No. 1 seed in 2008-09, its highest-ever seeding in the NCAA Tournament.
- The following are Pitt's 21 NCAA Tournament appearances: 1941, 1957, 1958, 1963, 1974, 1981, 1982, 1985, 1987, 1988, 1989, 1991, 1993, 2002, 2003, 2004, 2005, 2006, 2007, 2008 and 2009.
- The farthest Pitt has ever advanced in the NCAA Tournament is the "Elite Eight" in both 1974 (32-team tournament) and 2009 (64-team tournament). Pitt's three wins in 2009 marked its most wins in a single NCAA Tournament.
- Pitt has made back-to-back consecutive NCAA Tournament appearances six times in school history. It appeared in back-to-back NCAA Tournaments in 1957 and 1958, 1981 and 1982, three straight tournaments in 1987-89 and a school record eight consecutive from 2002-09.
- In 2002, Pitt advanced to the NCAA "Sweet Sixteen" for the first time in 28 years.
- In 2008, Pitt made its second-ever NCAA Tournament berth as the Big East's automatic qualifier. The Panthers captured their second-ever Big East Tournament championship with a 74-65 win against Georgetown.
- In 2009, Pitt earned a school-record eighth straight NCAA Tournament berth and first Elite Eight appearance since 1974.

PITT'S ALL-TIME NCAA TOURNAMENT APPEARANCES

Key: How- Q, automatic; A-at-large selection; W-L- record entered NCAA Tournament; second W-L column- record in tournament; third W-L column, final record.

Year	Conference (seed)	How	W-L	Pct.	W-L	W-L
1941	Independent	A	12-5	.706	1-1	13-6
1957	Independent	A	15-9	.625	1-2	16-11
1958	Independent	A	18-6	.750	0-1	18-7
1963	Independent	A	19-5	.792	0-1	19-6
1974	Independent	A	22-3	.880	2-1	24-4
1981	Eastern 8 (10)	Q	18-11	.621	1-1	19-12
1982	Eastern 8 (10)	Q	20-9	.690	0-1	20-10
1985	Big East (12)	A	17-11	.607	0-1	17-12
1987	Big East (3)	A	24-7	.774	1-1	25-8
1988	Big East (2)	A	23-6	.793	1-1	24-7
1991	Big East (6)	A	20-11	.645	1-1	21-12
1993	Big East (9)	A	17-10	.630	0-1	17-11
2002	Big East (3)	A	27-5	.844	2-1	29-6
2003	Big East (2)	Q	26-4	.867	2-1	28-5
2004	Big East (3)	A	29-4	.879	2-1	31-5
2005	Big East (9)	A	20-8	.714	0-1	20-9
2006	Big East (5)	A	24-7	.774	1-1	25-8
2007	Big East (3)	A	27-7	.794	2-1	29-8
2008	Big East (4)	Q	26-9	.743	1-1	27-10
2009	Big East (1)	A	28-4	.875	3-1	31-5

CAREER LEADERS

POINTS

177	Sam Young	2006-09
136	Levance Fields	2006-09
125	Carl Krauser	2003-06
108	Julius Page	2002-04
106	Charles Smith	1985-88
103	Chevon Troutman	2002-05
103	Don Hennon	1957-58
89	Brandin Knight	2002-03
87	Jaron Brown	2002-04
74	Ronald Ramon	2005-08

REBOUNDS

72	DeJuan Blair	2008-09
64	Chevon Troutman	2002-05
57	Jerome Lane	1987-88
46	Jaron Brown	2002-04
41	Aaron Gray	2004-07
41	Carl Krauser	2003-06
39	Charles Smith	1985-88

ASSISTS

55	Levance Fields	2006-09
43	Brandin Knight	2002-03
36	Sean Miller	1988-91
31	Carl Krauser	2003-06

TOP NCAA TOURNAMENT GAME PERFORMANCES

POINTS

34	Billy Knight	vs. Furman, 3/14/74
32	Sam Young	vs. Oklahoma State, 3/22/09
31	Don Hennon	vs. Morehead State, 3/11/57
31	Charles Smith	vs. Eastern Michigan, 3/18/88
31	Julius Pegues	vs. Miami, Ohio, 3/11/58
30	John Riser	vs. Kentucky, 3/15/57
28	Sam Young	vs. Villanova, 3/28/09
27	Carl Krauser	vs. Pacific, 3/17/05
27	DeJuan Blair	vs. E. Tennessee State, 3/20/09
26	Don Hennon	vs. Miami, Ohio, 3/11/58

REBOUNDS

20	Jerome Lane	vs. Vanderbilt, 3/20/88
17	DeJuan Blair	vs. Xavier, 3/26/09
17	Jerome Lane	vs. Eastern Michigan, 3/18/88
16	DeJuan Blair	vs. E. Tennessee State, 3/20/09
16	Chris Taft	vs. Central Florida, 3/19/04
14	Chevon Troutman	vs. Wisconsin, 3/21/04

ASSISTS

11	Brandin Knight	vs. Marquette, 3/27/03
10	Darelle Porter	vs. Eastern Michigan, 3/18/88
9	Levance Fields	vs. Oklahoma State, 3/22/09
9	Levance Fields	vs. Wright State, 3/15/07
9	Carl Krauser	vs. Kent State, 3/17/06
9	Sean Miller	vs. Eastern Michigan, 3/18/88
9	Brandin Knight	vs. Central Conn. State, 3/15/02

DOUBLE-DOUBLES IN NCAA TOURNAMENT PLAY

DeJuan Blair, 20 points, 10 rebounds vs. Villanova, 3/28/09
DeJuan Blair, 10 points, 17 rebounds vs. Xavier, 3/26/09
DeJuan Blair, 10 points, 12 rebounds vs. Oklahoma State, 3/22/09
DeJuan Blair, 27 points, 16 rebounds vs. E. Tenn. State, 3/20/09
Sam Young, 14 points, 13 rebounds vs. E. Tenn. State, 3/20/09
Aaron Gray, 17 points, 13 rebounds vs. Kent State, 3/17/06
Chris Taft, 13 points, 12 rebounds vs. Pacific, 3/17/05
Brandin Knight, 16 points, 11 assists vs. Marquette, 3/27/03
Brian Shorter, 23 points, 13 rebounds vs. Georgia, 3/14/91
Charles Smith, 21 points, 10 rebounds vs. Vanderbilt, 3/20/88
Jerome Lane, 22 points, 17 rebounds vs. Eastern Michigan, 3/18/88
Charles Smith, 31 points, 12 rebounds vs. Eastern Michigan, 3/18/88
Jerome Lane, 14 points, 13 rebounds vs. Oklahoma, 3/15/87
Sam Clancy, 22 points, 13 rebounds vs. Idaho, 3/13/81
Billy Knight, 19 points, 10 rebounds vs. North Carolina State, 3/16/74
John Riser, 30 points, 13 rebounds vs. Kentucky, 3/15/57

RESULTS VS. OPPONENTS

Opponent	W	L
Ball State	0	1
Bradley	0	1
California	1	0
Central Conn. State	1	0
Central Florida	1	0
East Tennessee State	1	0
Eastern Michigan	1	0
Furman	1	0
Georgia	1	0
Idaho	1	0
Indiana	1	0
Kansas	0	1
Kent State	1	1
Kentucky	0	1
Louisiana Tech	0	1
Marist	1	0
Marquette	0	1
Miami (Ohio)	0	1
Michigan State	0	1
Morehead State	1	0
New York Univ.	0	1
North Carolina	1	1
North Carolina State	0	1
Notre Dame	0	1
Oklahoma	0	1
Oklahoma State	1	1
Oral Roberts	1	0
Pacific	0	1
Pepperdine	0	1
Saint Joseph's	1	0
UCLA	0	1
Utah	0	1
Vanderbilt	0	1
Villanova	0	1
VCU	1	0
Wagner	1	0
Wisconsin	1	1
Wright State	1	0
Xavier	1	0
Totals	21	22

NCAA TOURNAMENT SEEDING

Year	Seed	Year	Seed
1981	10	2002	3
1982	10	2003	2
1985	12	2004	3
1987	3	2005	9
1988	2	2006	5
1989	8	2007	3
1991	6	2008	4
1993	9	2009	1

TOTAL POSTSEASON (NCAA & NIT)

Appearances: 29 ■ Games: 57 ■ Total Record: 27-30



NCAA TOURNAMENT RECORDS

INDIVIDUAL RECORDS

GAME RECORDS

- **Minutes:** 45, Sean Miller, vs. Vanderbilt, 3/20/88; Julius Page vs. Kent State, 3/21/02.
- **Points:** 34, Billy Knight vs. Furman, 3/14/74.
- **Rebounds:** 20, Jerome Lane vs. Vanderbilt, 3/20/88.
- **Assists:** 11, Brandin Knight vs. Marquette, 3/27/03.
- **Field Goals Made:** 16, John Riser vs. Kentucky, 3/15/57.
- **Field Goals Attempted:** 33, Don Hennon vs. Miami, Ohio, 3/11/58.
- **Field Goal Percentage (10+ FGM):** .789 (10-13), Charles Smith vs. Oklahoma, 3/15/87.
- **Field Goal Percentage (less than 10 FGM):** 1.000, DeJuan Blair (9-9) vs. Villanova, 3/28/09; Aaron Gray (6-6) vs. Kent State, 3/17/06; Ronald Ramon (6-6) vs. Kent State, 3/17/06; Chevon Troutman (5-5) vs. Central Florida, 3/19/04.
- **Free Throws Made:** 16, John Riser, vs. Kentucky, 3/15/57.
- **Free Throws Attempted:** 17, John Riser vs. Kentucky, 3/15/57.
- **Free Throw Percentage (less than 10 FTA):** 1.000, Calvin Sheffield (8-8) vs. New York, 3/11/63.
- **Free Throw Percentage (at least 10 FTA):** .941, John Riser (16-17) vs. Kentucky, 3/15/57; .909, Billy Knight (10-11) vs. Furman, 3/14/74.
- **Three-Point FG Made:** 5, Jason Matthews vs. Ball State, 3/16/89.
- **Three-Point FG Attempted:** 10, Brandin Knight vs. Kent State, 3/21/02.
- **Three-Point FG Percentage (at least 4 3FGmade):** .667, Ronald Ramon (4-6) vs. Wright State, 3/15/07, Tom Glover (4-6) vs. Georgia, 3/14/91, Julius Page (4-6) vs. Central Connecticut State, 3/15/02.
- **Offensive Rebounds:** 8, DeJuan Blair vs. Xavier, 3/26/09; Sam Clancy vs. Idaho, 3/13/81.
- **Steals:** 5, Daryl Shepherd vs. Louisiana Tech, 3/14/85; Brandin Knight vs. Central Connecticut State, 3/15/02, vs. Indiana, 3/23/03.
- **Turnovers:** 7, Dwayne Wallace vs. North Carolina, 3/15/81.
- **Blocked Shots:** 5, Aaron Gray vs. Kent State, 3/17/06.

FULL NCAA TOURNAMENT

- **Games Played:** 4, many players in 2009.
- **Minutes:** 154, Sam Young, 2009.
- **Points:** 93, Sam Young, 2009.
- **Scoring Average:** 26.0, Charles Smith, 1988.
- **Rebounds:** 55, DeJuan Blair, 2009.
- **Rebound Average:** 18.5, Jerome Lane, 1988.
- **Assists:** 26, Levance Fields, 2009.
- **Assists Average:** 7.33, Brandin Knight, 2003.
- **Field Goals Made:** 33, Sam Young, 2009.
- **Field Goals Attempted:** 73, Don Hennon, 1957.

- **Field Goal Percentage:** .875, Levon Kendall (7-8), 2006.
- **Free Throws Made:** 17, Don Hennon, 1957.
- **Free Throws Attempted:** 19, Don Hennon, 1957.
- **Free Throw Percentage:** .938, Sam Young (15-16), 2009.
- **Three Point Field Goals Made:** 12, Levance Fields, 2009.
- **Three Point Field Goals Attempted:** 25, Sam Young, 2009.
- **Three Point Field Goal Percentage:** .625, Ronald Ramon (10-16), 2007.
- **Steals:** 8, DeJuan Blair, 2009.
- **Turnovers:** 13, Sam Young, 2009.
- **Blocked Shots:** 7, Aaron Gray, 2007.
- **Blocked Shot Average:** 2.33, Aaron Gray, 2007.

INDIVIDUAL-CAREER

- **Games Played:** 10, Chevon Troutman, 2002-05.
- **Games Started:** 9, Julius Page, 2002-04; Jaron Brown, 2002-04.
- **Minutes:** 335, Julius Page, 2002-04.
- **Points:** 177, Sam Young, 2006-09.
- **Scoring Average:** 25.8, Don Hennon, 1957-58.
- **Rebounds:** 72, DeJuan Blair, 2006-09.
- **Rebound Average:** 14.3, Jerome Lane, 1987-88.
- **Assists:** 43, Brandin Knight, 2002-03.
- **Field Goals Made:** 63, Sam Young, 2006-09.
- **Field Goals Attempted:** 130, Sam Young, 2006-09.
- **Field Goal Percentage:** .586, Chevon Troutman (34-58), 2002-04.
- **Free Throws Made:** 36, Sam Young, 2006-09.
- **Free Throws Attempted:** 47, Sam Young, 2006-09.
- **Free Throw Percentage:** .875, Don Hennon (21-24), 1957-58.
- **Three Point FG Made:** 22, Levance Fields, 2006-09.
- **Three Point FG Attempted:** 38, Carl Krauser, 2003-06.
- **Three Point FG Pct.:** .417, Julius Page (15-36), 2002-03.
- **Steals:** 13, Brandin Knight, 2002-03.
- **Turnovers:** 27, Carl Krauser, 2003-06.
- **Blocked Shots:** 8, Charles Smith, 1985-88.

TEAM RECORDS

GAME RECORDS

- **Minutes:** 225, Virginia Commonwealth, 3/17/07, Kent State, 3/21/02.
- **Points:** 108, vs. Eastern Michigan, 3/18/88.
- **Least Points:** 26 vs. North Carolina, 3/21/41.
- **Rebounds:** 50 vs. Oral Roberts, 3/20/08.
- **Assists:** 29, vs. Eastern Michigan, 3/18/88.

- **Field Goals Made:** 38, vs. Pepperdine, 3/12/82; vs. Oklahoma, 3/15/87.
- **Field Goals Attempted:** 79, vs. Pepperdine, 3/12/82.
- **Best Field Goal Percentage:** .674, vs. Kent State (31-46), 3/17/06.
- **Worst Field Goal Percentage:** .327 vs. Michigan State (17-52), 3/22/08.
- **Three Point FG Made:** 11, vs. Oklahoma State, 3/22/09.
- **Three Point FG Attempted:** 28, vs. Oklahoma State, 3/22/09.
- **Three-Point Percentage (at least 15 3FGA):** .563, vs. Wagner (9-16), 3/21/03.
- **Free Throws Made:** 26, vs. Kentucky, 3/15/57.
- **Free Throws Attempted:** 32, vs. Kentucky, 3/15/57.
- **Free Throw Percentage:** .947 (18-19) vs. Michigan State, 3/22/08.
- **Personal Fouls:** 31, vs. N.C. State, 3/16/74.
- **Disqualifications:** 3, vs. Ball State, 3/16/89; vs. Kentucky, 3/15/57.
- **Steals:** 14, vs. Wagner, 3/21/03.
- **Most Turnovers:** 22, vs. Oklahoma, 3/15/87.
- **Least Turnovers:** 7, vs. Pepperdine, 3/12/82.
- **Blocked Shots:** 7, vs. Kent State, 3/17/06; vs. Louisiana Tech, 3/14/85.

FULL NCAA TOURNAMENT

- **Games:** 4, 2009.
- **Minutes:** 800 in 2009.
- **Points:** 292 in 2009.
- **Scoring Margin:** 15.0 in 2003.
- **Rebounds:** 160 in 2009.
- **Assists:** 57 in 2009.
- **Field Goals Made:** 99 in 2009.
- **Field Goals Attempted:** 229 in 2009.
- **Field Goal Percentage:** .540 (87-161) in 2003.
- **Free Throws Made:** 67 in 2009.
- **Free Throws Attempted:** 97 in 2009.
- **Three Point FG Made:** 27 in 2009.
- **Three Point FG Attempted:** 80 in 2009.
- **Steals:** 29 in 2003.
- **Turnovers:** 52 in 2009.
- **Blocked Shots:** 15 in 2007.

OPPONENT RECORDS

INDIVIDUAL GAME RECORDS

- **Minutes:** 44, Andrew Mitchell, Kent State, 3/21/02.
- **Points:** 29, Hairston, New York, 3/11/63.
- **Rebounds:** 16, Williams, New York, 3/11/63.
- **Assists:** 10, Greg Hamlin, East Tennessee State, 3/20/09.
- **Field Goals Made:** 13, Kramer, New York, 3/11/63.
- **Field Goals Attempted:** 23, Courtney Pigrom, East Tennessee State, 3/20/09; Kramer, New York, 3/11/63.
- **Field Goal Percentage:** .857, Antwaan Jamison (6-7), Kansas, 3/16/91.

TEAM GAME RECORDS

- **Minutes:** 225, Virginia Commonwealth, 3/17/07, Kent State, 3/21/02.
- **Most Points:** 100, North Carolina State, 3/16/74.
- **Least Points:** 20, North Carolina, 3/21/41.
- **Rebounds:** 56, Louisiana Tech, 3/14/85.
- **Assists:** 20, Pepperdine, 3/12/82.
- **Field Goals Made:** 36, Pepperdine, 3/12/82; Oklahoma, 3/15/87.
- **Field Goals Attempted:** 82, Oklahoma, 3/15/87.
- **Best Field Goal Percentage:** .600, Pepperdine, 3/12/82.
- **Worst Field Goal Percentage:** .310, California, 3/17/02.
- **Free Throws Made:** 30, N.C. State, 3/16/74.
- **Free Throws Attempted:** 43, New York, 3/11/63.
- **Free Throw Percentage:** 1.000, Oklahoma State (12-12), 3/22/09; .957, Villanova (22-23), 3/28/09; .885, UCLA (23-26), 3/22/07.
- **Three Point FG Made:** 12, Oklahoma State, 3/22/09.
- **Three Point FG Attempted:** 28, Oklahoma State, 3/22/09.
- **Three Point FG Percentage:** .550, Utah (11-20), 3/19/93.
- **Three Point FG Pct.(at least 15 3FGA):** .550, Utah (11-20), 3/19/93.
- **Personal Fouls:** 26, Oklahoma, 3/15/87.
- **Steals:** 13, Oklahoma, 3/15/87.
- **Most Turnovers:** 25, Furman, 3/14/74.
- **Least Turnovers:** 6, Vanderbilt, 3/20/88.
- **Blocked Shots:** 7, Xavier, 3/26/09.



NCAA TOURNAMENT GAME HISTORY

1941

Pitt 26, North Carolina 20
Madison, Wisc. (3/21/41)
 Claire Malarkey scored a team-high seven points and Dr. H.C. Carlson's Panthers rallied from a 12-8 halftime deficit.

Wisconsin 36, Pitt 30
Madison, Wisc. (3/22/41)
 Captain Eddie Straloski's long shots for 12 points weren't enough to hold off the Badgers, who trailed 18-14 at halftime. Pitt opened the season with a 36-34 victory against Wisconsin.

1957

Pitt 86, Morehead State 85
Columbus, Ohio (3/11/57)
 Milan Markovich made a layup and free throw with 31 seconds to provide the winning points for Bob Timmons' Panthers. Don Hennon's 31 points and John Riser's 20 led Pittsburgh.

Kentucky 98, Pitt 92
Lexington, Ky. (3/15/57)
 John Riser's 30 points and Don Hennon's 24 weren't enough as the Panthers came up short against Adolph Rupp's No. 3 ranked Kentucky Wildcats in the Midwest Region.

Notre Dame 86, Pitt 85
Lexington, Ky. (3/16/57)
 Pitt falls 86-85 in the consolation game. Don Hennon hits seven-of-16 field goals for 20 points.

1958

Miami (Ohio) 82, Pitt 77
Evansville, Ind. (3/11/58)
 Julius Pegues scored 31 points and Don Hennon 28 in the Mideast Region. Miami's Wayne Embry had 21 points.

1963

New York Univ. 93, Pitt 83
Philadelphia, Pa. (3/11/58)
 The one-two punch of Barry Kramer (37 points) and Happy Hairston (29) led the Violets over the Panthers in the East Region. Pitt's Calvin Sheffield scored 20 points followed by Ben Jinks' 17 and Dave Roman's 16.

1974

Pitt 54, St. Joseph's 42
Morgantown, W.Va. (3/9/74)
 Mickey Martin's 12 points and Billy Knight's 11 carried the Panthers in the first round of the East Region.

Pitt 81, Furman 78
Raleigh, N.C. (3/14/74)
 Billy Knight regained his shooting touch to score 34 points and Kirk Bruce made 6-9 shots from the field and finished with 18 points in the East Region semifinals.

N.C. State 100, Pitt 72
Raleigh, N.C. (3/16/74)
 Not even Pitt's storied amoeba defense could slow down the No. 1 Wolfpack, which plowed through the Panthers despite the loss of All-American David Thompson to a head injury in a nasty fall in the first half. The heavily favored Wolfpack overpowered Pitt with 7-foot-4 Tom Burtleson, 5-7 Monte Towse and 6-8 Phil Spence. North Carolina State went on to win the national championship.

1981

Pitt 70, Idaho 69 (OT)
El Paso, Texas (3/13/81)
 Dwayne Wallace's leaning 15-footer with three seconds left in overtime lifted Roy Chipman's Panthers past the Vandals in the West Region. Sam Clancy's 22 points and 13 rebounds and Wallace's 20 points led Pitt.

North Carolina 74, Pitt 57
El Paso, Texas (3/15/81)
 Pitt stormed to an early nine-point lead but the Tar Heels roared back behind James

Worthy's 21 points and Sam Perkins' 19 to win the West Region semifinal. Pitt's Carlton Neverson had 17 points and Clancy 16.

1982

Pepperdine 99, Pitt 88
Pullman, Wash. (3/12/82)
 Orlando Phillips was too much underneath with 27 points as the Waves won their 15th consecutive game with a victory against the Panthers in the West Region. Pitt's Darrell Gissendanner came off the bench for 20 points.

1985

Louisiana Tech 78, Pitt 54
Tulsa, Okla. (3/14/85)
 With Charles Smith limping on an injured left foot, Pitt couldn't stand up against the taller and stronger Bulldogs in the Midwest Region. Future NBA star Karl Malone had nine points and 10 rebounds for the Bulldogs.

1987

Pitt 93, Marist 68
Tucson, Ariz. (3/13/87)
 Charles Smith and Demetreus Gore each contributed 22 points in the West Region victory against the Rik Smits-led Red Foxes.

Oklahoma 96, Pitt 93
Tucson, Ariz. (3/15/87)
 Charles Smith and Rod Brookin each scored 23 points and Jerome Lane added 14 points and 13 rebounds in the loss to the Sooners, who led by as many as 16 points in the first half and by 51-41 at halftime.

1988

Pitt 108, E. Michigan 90
Lincoln, Neb. (3/18/88)
 The Panthers shot 63 percent from the floor and scored their most points in an NCAA Tournament game as Charles Smith had 31, Demetrius Gore, a season-high 22 points and Jerome Lane finished with 22 points, 17 rebounds and eight assists.

Vanderbilt 80, Pitt 74 (OT)
Lincoln, Neb. (3/20/88)
 Barry Goheen's 3-pointer in the final seconds of regulation sent the contest into overtime as the Commodores went on to upset the second-seeded Panthers.

1989

Ball State 68, Pitt 64
Indianapolis, Ind. (3/10/89)
 Coached by Rick Majerus, Ball State raised its record to 29-2 before 37,242 fans despite Jason Matthews' 23 points.

1991

Pitt 76, Georgia 68 (OT)
Louisville, Ky. (3/14/91)
 Brian Shorter had 23 points and 13 rebounds and Tim Glover came off the bench to score 12 points to lead the Panthers past the Bulldogs.

Kansas 77, Pitt 66
Louisville, Ky. (3/16/91)
 Jason Matthews had 17 points and Brian Shorter was held to six points and three rebounds in the loss to the Jayhawks. Pitt shot 38.2 percent from the floor and was outrebounded 37-27.

1993

Utah 86, Pitt 65
Nashville, Tenn. (3/19/93)
 Chris McNeal had 15 points, Eric Mobley 14 points and seven rebounds and Jerry McCullough seven points and seven assists in the loss.

2002

Pitt 71, Central Connecticut State 54
Pittsburgh, Pa. (3/15/02)
 Playing in front of the hometown Mellon Arena crowd, the Panthers used a second half

rally and a 42-22 rebounding advantage to advance to the round of 32. Brandin Knight (17 points) and Julius Page (16 points) paced the Panthers.

Pitt 63, California 50
Pittsburgh, Pa. (3/17/02)
 Pitt advanced to the NCAA Regional semifinals for the first time in 28 years as it used a 16-0 second half run. Julius Page provided the spark with 17 points including three 3-pointers.

Kent State 78, Pitt 73 (OT)
Lexington, Ky. (3/21/02)
 Field goals by Julius Page and Brandin Knight sent the game into overtime after Pitt trailed by four points two minutes to go. Trevor Huffman's layup gave KSU the lead for good as the Golden Flashes converted 6-6 free throws over the final minute. Page and Knight finished with 18 points apiece for Pitt.

2003

Pitt 87, Wagner 61
Boston, Mass. (3/21/03)
 Pitt took control with an 11-point first half lead and cruised to the win. Seven Panthers scored at least eight points led by Donatas Zavadskas' 16 points and seven rebounds.

Pitt 74, Indiana 52
Boston, Mass. (3/23/03)
 Pitt advanced to the NCAA Sweet Sixteen for the second consecutive year as Jaron Brown scored a career-high 20 points and pulled down eight rebounds. Brandin Knight (17 points), Julius Page (13) and Chevon Troutman (10) all contributed key performances.

Marquette 77, Pitt 74
Minneapolis, Minn. (3/27/03)
 Marquette ended Pitt's 11-game win streak as it built a lead and fended off a late Pitt rally for the win. Pitt battled back from an 11-point deficit to within one point (75-74) but it was not enough as Marquette converted two free throws. Dwyane Wade scored 22 points for Marquette (including 20 in the second half) while Pitt was led by Brandin Knight's 16 points and 11 assists.

2004

Pitt 53, Central Florida 44
Milwaukee, Wis. (3/19/04)
 A closely contested contest featuring two of the nation's top defensive teams saw Pitt go on a 13-2 run over a seven minute second half span to gain control. Carl Krauser scored 20 points (9-10 FT), Chevon Troutman 13 and Chris Taft registered 16 rebounds.

Pitt 59, Wisconsin 55
Milwaukee, Wis. (3/21/04)
 Before a pro-Wisconsin crowd at the Bradley Center, No. 3 seeded Pitt won an emotional and hard fought contest in a hostile environment. Carl Krauser led Pitt with 16 points, Julius Page added 12 and Chevon Troutman grabbed 14 boards.

Oklahoma State 63, Pitt 51
East Rutherford, N.J. (3/25/04)
 Pitt's third straight NCAA Sweet Sixteen appearance was cut short as No. 2 seeded Oklahoma State used a late second half rally to advance to the regional final. Tony Allen scored 23 points for OSU while Carl Krauser paced Pitt with 15.

2005

Pacific 79, Pitt 71
Boise, Idaho (3/17/05)
 Pacific took advantage of Pitt's slow start to take a 15-point halftime lead. Carl Krauser rallied Pitt in the second half as he scored 25 of his game-high 27 points, but the Panthers couldn't overcome the deficit. It was Pitt's first First Round loss in four years.

2006

Pitt 79, Kent State 64
Auburn Hills, Mich. (3/17/06)
 In a matchup of the 2002 NCAA Regional game, Pitt shot a school record 67.4 percent (31-46) from the floor. Six Panthers reached double figures led by Aaron Gray's 17 points and 13 rebounds and Ronald Ramon's 16 points.

Bradley 72, Pitt 66
Auburn Hills, Mich. (3/19/06)
 Patrick O'Bryant (28 points), Marcus Somerville (18 points) and Lawrence Wright (14 points) paced No. 13 seed Bradley. Led by a career-high 18 points from LeVance Fields, Pitt could not overcome a 14-point second half deficit.

2007

Pitt 79, Wright State 58
Buffalo, N.Y. (3/15/07)
 Pitt hit 10 3-pointers and led by as many as 25 points in the second half to defeat the Raiders. Ronald Ramon scored 14 points on four 3-pointers.

Pitt 84, VCU 79 (OT)
Buffalo, N.Y. (3/17/07)
 After trailing by 19 points, VCU battled back to send the game into overtime. LeVance Fields sparked Pitt in overtime, hitting a clutch 3-pointer.

UCLA 64, Pitt 55
San Jose, Calif. (3/22/07)
 UCLA converted 23-26 free throws and led the entire game to defeat Pitt. The matchup featured Jamie Dixon against former Pitt head coach Ben Howland.

2008

Pitt 82, Oral Roberts 63
Denver, Colo. (3/20/08)
 Pitt went on an 18-0 run to take a 34-15 first half lead. With four 3-pointers, LeVance Fields scored a season-high 23 points.

Michigan State 65, Pitt 54
Denver, Colo. (3/22/08)
 Michigan State used a late second half run to register the win. Drew Neitzel (21 points, 5 3FGM) and Kalin Lucas (19 points) keyed the Spartans. LeVance Fields scored 19 points to pace Pitt.

2009

Pitt 72, East Tennessee State 62
Dayton, Ohio (3/20/09)
 No. 1 seed Pitt took a 12-point lead with 1:16 to go to secure the win. DeJuan Blair (27 pts./16 reb.) and Sam Young (14 pts./13 reb.) both tallied double-doubles in the game.

Pitt 84, Oklahoma State 76
Dayton, Ohio (3/20/09)
 Both teams combined for 18 3-pointers and 98 first half points, but Pitt finally pulled away in the end. Sam Young's 32-point performance led the Panthers as they advanced to NCAA Sweet Sixteen play for the fifth time in eight years.

Pitt 60, Xavier 55
Boston, Mass. (3/26/09)
 LeVance Fields hit a go-ahead 3-pointer with 53 seconds left, then converted a steal into a layup to give Pitt the win. Pitt advanced to its first NCAA Regional Final since 1973-74.

Villanova 78, Pitt 76
Boston, Mass. (3/26/09)
 In one of the most exciting NCAA Tournament games of all-time, Scottie Reynolds drove through the Pitt defense and converted a layup at the buzzer to give Villanova a 78-76 win. Sam Young finished with 28 points and DeJuan Blair added 20 points and 10 rebounds.



BIG EAST CHAMPIONSHIP HISTORY

CHAMPIONSHIP FACTS

- **Appearances:** 27.
- **Total Games:** 50.
- **Overall Record:** 25-25.
- **Championship Game Appearances:** 7 (2001, 2002, 2003, 2004, 2006, 2007, 2008).
- **Titles:** 2 (2003, 2008).
- **Consecutive Title Game Appearances:** 4 (2001-04).
- **Overtime:** 2-3.
- **One-Point Games:** 2-2.
- **Two-Point Games:** 0-0.
- **Most Points Scored-Pitt:** 96 (96-88 win vs. Seton Hall, 3/6/87).
- **Most Points Scored-Opponent:** 99 (99-85 loss vs. Syracuse, 3/7/87).
- **Largest Victory Margin-Pitt:** 18 two times (74-56 win vs. Connecticut, 3/15/03; 88-70 win vs. Boston College, 3/8/90).
- **Largest Victory Margin-Opponent:** 23 (65-42 loss vs. Georgetown, 3/10/07, (85-62 loss vs. Georgetown), 3/11/89).
- **Largest Halftime Lead:** 23 (39-16 vs. Louisville, 3/8/06).
- **Largest Halftime Lead-Opponent:** 15 (32-17 vs. Georgetown, 3/10/07, (44-29 vs. Georgetown), 3/11/89).
- **Consecutive Wins:** 5 (3/13-3/12/04).
- **Consecutive Losses:** 5 (1990-94).
- **Last 10:** 7-3.
- **Last 20:** 14-6.

CHAMPIONSHIP NOTES

- Since joining the Big East Conference, Pitt has captured two Big East Tournament titles in 2003 and 2008.
- Pitt has advanced to the Big East Championship Game seven times in school history— 2001, 2002, 2003, 2004, 2006, 2007 and 2008.
- Pitt has advanced to the Big East Championship Game in seven of the last nine seasons (2001, 2002, 2003, 2004, 2006, 2007, 2008).

- Since Pitt joined the Big East Conference in 1982-83, it has made an appearance in each of the 27 Big East Championships.

DID YOU KNOW?

With its four consecutive Big East Championship title game appearances from 2001-04, Pittsburgh became one of just two programs to advance to four consecutive title games in league history. The two programs are Syracuse, which advanced to the title game five straight years (1986, 1987, 1988, 1989 and 1990) and Pittsburgh (2001, 2002, 2003, 2004).



BIG EAST TOURNAMENT GAME-BY-GAME RESULTS

Date	Opponent	W/L	Score
3/10/83	St. John's	L	91-73
3/8/84	Villanova	L	75-65
3/7/85	Villanova	L	69-61
3/5/86	Georgetown	L	57-56 (OT)
3/6/87	Seton Hall	W	96-88
3/7/87	Syracuse	L	99-85
3/11/88	Connecticut	W	75-58
3/12/88	Villanova	L	72-69
3/10/89	Villanova	W	71-66
3/11/89	Georgetown	L	85-62
3/8/90	Boston College	W	88-70
3/9/90	Syracuse	L	58-55
3/8/91	Seton Hall	L	70-69
3/12/92	Miami	L	83-71
3/12/93	Syracuse	L	55-50
3/10/94	St. John's	L	80-72
3/9/95	St. John's	W	74-71
3/10/95	Connecticut	L	81-78
3/6/96	Boston College	L	70-66
3/5/97	Connecticut	W	63-62
3/6/97	Boston College	L	76-68
3/4/98	Villanova	L	96-93 (20T)
3/3/99	Rutgers	L	64-51
3/8/00	Villanova	L	65-55
3/7/01	Miami	W	78-69
3/8/01	Notre Dame	W	66-54
3/9/01	Syracuse	W	55-54 (OT)
3/10/01	*Boston College	L	79-57
3/7/02	Boston College	W	76-62
3/8/02	Miami	W	76-71
3/9/02	*Connecticut	L	74-65 (20T)
3/13/03	Providence	W	67-59
3/14/03	Boston College	W	61-48
3/15/03	*Connecticut	W	74-56
3/11/04	Virginia Tech	W	74-61
3/12/04	Boston College	W	62-53
3/13/04	*Connecticut	L	61-58
3/10/05	Villanova	L	67-58
3/8/06	Louisville	W	61-56
3/9/06	West Virginia	W	68-57
3/10/06	Villanova	W	68-54
3/11/06	*Syracuse	L	65-61
3/8/07	Marquette	W	89-79
3/9/07	Louisville	W	65-59
3/10/07	*Georgetown	L	65-42
3/12/08	Cincinnati	W	70-64
3/13/08	Louisville	W	76-69 (OT)
3/14/08	Marquette	W	68-61
3/15/08	*Georgetown	W	74-65
3/12/09	West Virginia	L	74-60

*Championship Final

TOP BIG EAST CHAMPIONSHIP GAME PERFORMANCES

POINTS

37	Vonteego Cummings	Villanova, 3/4/98
32	Jason Matthews	Boston College, 3/8/90
28	Jason Maile	St. John's, 3/9/95
27	Ricardo Greer	Miami, 3/7/01
24	Sean Miller	Miami, 3/12/92
23	Ricardo Greer	Villanova, 3/4/98
23	Jason Maile	Boston College, 3/6/96
23	Jerome Lane	Seton Hall, 3/6/87
23	Clyde Vaughan	St. John's, 3/10/83
23	Clyde Vaughan	Villanova, 3/8/84
23	Antonio Graves	Louisville, 3/9/07

REBOUNDS

16	Eric Mobley	St. John's, 3/10/94
16	Jaime Peterson	Connecticut, 3/10/95
15	Aaron Gray	West Virginia, 3/9/06
14	Ricardo Greer	Rutgers, 3/3/99
14	Jerome Lane	Seton Hall, 3/6/87

ASSISTS

14	Brandin Knight	Miami, 3/8/02
11	Darelle Porter	Boston College, 3/8/90
11	Brandin Knight	Notre Dame, 3/8/01

YEARLY SEEDINGS

Year	Seed	W-L
1983	6	0-1
1984	6	0-1
1985	5	0-1
1986	6	0-1
1987	2	1-1
1988	1	1-1
1989	4	1-1
1990	8	1-1
1991	5	0-1
1992	7	0-1
1993	6	0-1
1994	8	0-1
1995	9	1-1
1996	12	0-1
1997	6	1-1
1998	10	0-1
1999	11	0-1
2000	11	0-1
2001	5-West	3-1
2002	1-West	2-1
2003	2-West	3-0
2004	1	2-1
2005	5	0-1
2006	6	3-1
2007	3	2-1
2008	7	4-0
2009	2	0-1

RECORD BY ROUND

Round	W-L	Pct.
First Round	6-7	.462
Quarterfinal	10-10	.500
Semifinal	7-3	.700
Final	2-5	.286
Total	25-25	.500

RESULTS VS. OPPONENTS

Opponent	W-L	Pct.
Boston College	4-3	.571
Cincinnati	1-0	1.000
Connecticut	3-3	.500
Georgetown	1-3	.250
Louisville	3-0	1.000
Marquette	2-0	1.000
Miami	2-1	.667
Notre Dame	1-0	1.000
Providence	1-0	1.000
Rutgers	0-1	.000
St. John's	1-2	.333
Seton Hall	1-1	.500
Syracuse	1-4	.200
Villanova	2-6	.250
Virginia Tech	1-0	1.000
West Virginia	1-1	1.000
Totals	25-25	.500

CAREER LEADERS

POINTS

157	Sam Young	2006-09
138	Donatas Zavackas	2000-03
136	Brandin Knight	2000-03
134	Carl Krauser	2003-06
125	Ricardo Greer	1998-01
123	Jaron Brown	2000-04

REBOUNDS

71	Jaron Brown	2000-04
70	Isaac Hawkins	1997-01
65	Sam Young	2006-08
63	Ricardo Greer	1998-01
62	Aaron Gray	2004-07

ASSISTS

75	Brandin Knight	2000-03
50	Levance Fields	2006-09
43	Darelle Porter	1988-91



BIG EAST CHAMPIONSHIP RECORDS

INDIVIDUAL RECORDS

GAME RECORDS

- **Minutes:** 50, Isaac Hawkins vs. Villanova, 3/4/98; Vonteeo Cummings vs. Villanova, 3/4/98.
- **Points:** 37, Vonteeo Cummings vs. Villanova, 3/4/98.
- **Rebounds:** 16, Eric Mobley vs. St. John's, 3/10/94; Jaime Peterson vs. Connecticut, 3/10/95.
- **Assists:** 14, Brandin Knight vs. Miami, 3/8/02.
- **Field Goals Made:** 13, Vonteeo Cummings vs. Villanova, 3/4/98.
- **Field Goal Attempts:** 26, Vonteeo Cummings vs. Villanova, 3/4/98.
- **Field Goal Percentage (10+ FGM):** .636, Ontario Lett (7-11), Connecticut, 3/9/02.
- **Field Goal Percentage (less than 10 FGM):** 1.000, Keith Armstrong (7-7) vs. Villanova, 3/8/84.
- **Free Throws Made:** 11, Charles Smith vs. Seton Hall, 3/6/87.
- **Free Throws Attempted:** 13, Levance Fields vs. Georgetown, 3/15/08; Brandin Knight vs. Miami, 3/7/01; Charles Smith vs. Seton Hall, 3/6/87.
- **Free Throw Percentage:** 1.000, Brian Shorter (8-8) vs. Villanova, 3/10/89; .889, Jason Matthews (8-9) vs. Boston College, 3/8/90.
- **Free Throw Percentage (at least 10 FTA):** .818, Jason Matthews (9-11) vs. Seton Hall, 3/8/91.
- **Three-Point FG Made:** 6, Jason Matthews vs. Boston College, 3/8/90.
- **Three-Point FG Attempted:** 13, Sean Miller vs. Miami, 3/12/92.
- **Three-Point FG Percentage:** .667, Antonio Graves (4-6) vs. Louisville, 3/9/07; Rod Brookin (4-6) vs. Syracuse, 3/9/90; .625, Jason Maile (5-8) vs. Connecticut, 3/10/95.
- **Offensive Rebounds:** 8, Ricardo Greer vs. Villanova, 3/4/98.
- **Steals:** 7, Jaron Brown vs. Connecticut, 3/13/04.
- **Turnovers:** 7, Ricardo Greer vs. Boston College, 3/10/01; Joey David vs. Villanova, 3/7/85; Brandin Knight vs. Boston College, 3/7/02; Darelle Porter vs. Georgetown, 3/11/89.
- **Blocked Shots:** 7, Charles Smith vs. Connecticut, 3/11/88.

TOURNAMENT RECORDS

- **Games Played:** 4, many players in 2001, 2006 and 2008.
- **Minutes:** 156, Ricardo Greer, 2001.
- **Points:** 80, Sam Young, 2008.
- **Scoring Average:** 20.0, Sam Young, 2008.
- **Rebounds:** 47, Aaron Gray, 2006.
- **Rebound Average:** 11.8, Aaron Gray, 2006.
- **Assists:** 29, Brandin Knight, 2001.
- **Assists Average:** 10.5, Darelle Porter, 1990.
- **Field Goals Made:** 31, Sam Young, 2008.

- **Field Goal Attempts:** 63, Sam Young, 2008.
- **Field Goal Percentage:** .727, Ontario Lett (16-22), 2002.
- **Free Throws Made:** 23, Sam Young, 2008.
- **Free Throws Attempted:** 38, Levance Fields, 2008.
- **Free Throw Percentage:** .929, Donatas Zavackas (13-14), 2002, 2003.
- **Three-Point FG Made:** 11, Ronald Ramon, 2008; Donatas Zavackas, 2001.
- **Three-Point FG Attempted:** 23, Ronald Ramon, 2008.
- **Three-Point FG Percentage:** .611, Donatas Zavackas (11-18), 2001.
- **Steals:** 12, Jaron Brown, 2004.
- **Turnovers:** 13, DeJuan Blair, 2008; Sam Young, 2006; Ricardo Greer, 2001.
- **Blocked Shots:** 10, Sam Young, 2008; Charles Smith, 1988.
- **Blocked Shots Average:** 5.0, Charles Smith, 1988.

CAREER RECORDS

- **Games Played:** 13, Jaron Brown, 2000-04; Julius Page, 2000-04.
- **Games Started:** 13, Jaron Brown, 2000-04; Julius Page, 2000-04.
- **Minutes:** 388, Brandin Knight, 2000-03.
- **Points:** 142, Sam Young, 2006-08.
- **Rebounds:** 70, Isaac Hawkins, 1997-01.
- **Assists:** 75, Brandin Knight, 2000-03.
- **Field Goals Made:** 56, Sam Young, 2006-08.
- **Field Goal Attempts:** 114, Sam Young, 2006-08.
- **Field Goal Percentage:** .634, Ontario Lett (26-41), 2002-03.
- **Free Throws Made:** 39, Carl Krauser, 2003-06.
- **Free Throws Attempted:** 49, Levance Fields, 2006-08.
- **Free Throw Percentage:** .863, Donatas Zavackas (38-44), 2000-03.
- **Three-Point FG Made:** 24, Donatas Zavackas, 2000-03.
- **Three-Point FG Attempted:** 62, Brandin Knight, 2000-03.
- **Three-Point FG Percentage:** .514, Jason Maile (18-35), 1993-97.
- **Steals:** 28, Brandin Knight, 2000-03.
- **Turnovers:** 35, Brandin Knight, 2000-03.
- **Blocked Shots:** 20, Charles Smith, 1985-88.

TEAM RECORDS

GAME RECORDS

- **Minutes:** 250, Villanova, 3/4/98; Connecticut, 3/9/02.
- **Points:** 96, Seton Hall, 3/6/87.
- **Least Points:** 42, Georgetown, 3/10/07.
- **Rebounds:** 50, Villanova, 3/4/98.

- **Assists:** 22, Villanova, 3/4/98.
- **Field Goals Made:** 35, Syracuse, 3/7/87; Villanova, 3/4/98.
- **Field Goal Attempts:** 78, Syracuse, 3/7/87; Villanova, 3/4/98.
- **Best Field Goal Percentage:** .703 (19-27), Georgetown, 3/11/89.
- **Worst Field Goal Percentage:** .262 (16-61), Georgetown, 3/10/07.
- **Three-Point FG Made:** 12, Villanova, 3/4/98.
- **Three-Point FG Attempted:** 26, St. John's, 3/9/95.
- **Three-Point FG Percentage (at least 15 3FGA):** .556, Boston College (10-18), 3/8/90.
- **Free Throws Made:** 33, Seton Hall, 3/6/87.
- **Free Throws Attempted:** 44, Seton Hall, 3/6/87.
- **Free Throw Percentage:** .897 (26-29), Seton Hall, 3/8/91.
- **Personal Fouls:** 31, Villanova, 3/8/84.
- **Disqualifications:** 4, Villanova, 3/8/84.
- **Steals:** 14, Seton Hall, 3/6/87.
- **Most Turnovers:** 22, Villanova, 3/8/84.
- **Least Turnovers:** 9, St. John's 3/10/83.
- **Blocked Shots:** 8, Connecticut, 3/11/88; Connecticut, 3/9/02.

TOURNAMENT RECORDS

- **Total Games:** 4 in 2001, 2006 and 2008.
- **Minutes:** 825 in 2001 and 2008.
- **Points:** 288 in 2008.
- **Scoring Margin:** 13.0 in 2003.
- **Rebounds:** 166 in 2006.
- **Assists:** 56 in 2008.
- **Field Goals Made:** 95 in 2008.
- **Field Goal Attempts:** 223 in 2006.
- **Field Goal Percentage:** .468 (80-171) in 2002.
- **Free Throws Made:** 78 in 2008.
- **Free Throws Attempted:** 133 in 2008.
- **Three-Point FG Made:** 23 in 2006.
- **Three-Point FG Attempted:** 71 in 2006.
- **Steals:** 33 in 2001.
- **Turnovers:** 63 in 2001.
- **Blocked Shots:** 18 in 2008.

OPPONENT RECORDS

INDIVIDUAL GAME RECORDS

- **Minutes:** 50, Caron Butler, Connecticut, 3/9/02.
- **Points:** 35, Sherman Douglas, Syracuse, 3/7/87.
- **Rebounds:** 18, Rafal Bigus, Villanova, 3/4/98.
- **Assists:** 11, Sherman Douglas, Syracuse, 3/7/87.
- **Field Goals Made:** 12, Elton Tyler, Miami, 3/8/02.
- **Field Goal Attempts:** 25, Randy Foye, Villanova, 3/10/06.
- **Field Goal Percentage:** .875, Zendon Hamilton (7-8), St. John's, 3/9/95.

- **Field Goal Percentage (at least 10 FGA):** .785, Jerome Scott (11-14), Miami, 3/12/92.
- **Free Throws Made:** 16, Sherman Douglas, Syracuse, 3/7/87.
- **Free Throws Attempted:** 21, Sherman Douglas, Syracuse, 3/7/87.
- **Free Throw Percentage:** 1.000, Uka Agbai (13-13), Boston College, 3/7/02.
- **Three-Point FG Made:** 5, Greg Monroe, Syracuse, 3/7/87; Howard Brown, Villanova, 3/4/98; Martin Ingelsby, Notre Dame, 3/8/01.
- **Three-Point FG Attempted:** 14, Randy Foye, Villanova, 3/10/06.
- **Three-Point FG Percentage:** 1.000, Greg Monroe (5-5), Syracuse, 3/7/87; Jerome Scott (4-4), Miami, 3/12/92.
- **Offensive Rebounds:** 11, Rafal Bigus, Villanova, 3/4/98.
- **Steals:** 7, Dwayne McClain, Villanova, 3/8/84.
- **Turnovers:** 6, Martin Sally, Seton Hall, 3/6/87.
- **Blocked Shots:** 4, Tom Greis, Villanova, 3/12/88.

TEAM GAME RECORDS

- **Minutes:** 250, Villanova, 3/4/98; Connecticut, 3/9/02.
- **Most Points:** 99, Syracuse, 3/7/87.
- **Least Points:** 54, Notre Dame, 3/8/01.
- **Rebounds:** 50, Villanova, 3/4/98.
- **Assists:** 21, Villanova, 3/4/98.
- **Field Goals Made:** 37, Villanova, 3/4/98.
- **Field Goal Attempts:** 89, Villanova, 3/4/98.
- **Best Field Goal Percentage:** .648 (35-54), Syracuse, 3/7/87.
- **Worst Field Goal Percentage:** .286 (14-49), Boston College, 3/14/03.
- **Free Throws Made:** 29, Villanova, 3/8/84.
- **Free Throws Attempted:** 40, Boston College, 3/6/97; Villanova, 3/8/84.
- **Free Throw Percentage:** .938 (15-16), Syracuse, 3/6/87.
- **Three-Point FG Made:** 13, Villanova, 3/4/98.
- **Three-Point FG Attempted:** 33, West Virginia, 3/9/06; Villanova, 3/4/98.
- **Three-Point FG Percentage:** 1.000, Syracuse (6-6), 3/7/87.
- **Three-Point FG Percentage (at least 15 3FGA):** .467, Boston College (7-15), 3/10/01.
- **Personal Fouls:** 33, Seton Hall, 3/6/87.
- **Steals:** 16, Boston College, 3/10/01.
- **Most Turnovers:** 24, Seton Hall, 3/6/87.
- **Least Turnovers:** 9, Connecticut, 3/11/88.
- **Blocked Shots:** 7, Seton Hall, 3/8/91; Connecticut, 3/15/03.



PITT IN THE NATIONAL POLLS

The Associated Press poll began in the 1948-49 season. The AP poll is voted upon by a group of writers nationwide. United Press International poll began with the 1950-51 season and was chosen by coaches nationwide. The UPI poll was replaced by the USA Today poll for the 1992-93 season. The following is Pittsburgh's poll history:

PITT IN THE PRESEASON POLLS

1986-87: 16-AP, 9-UPI, 7-USA Today/CNN
1987-88: 4-AP, 5-UPI, 3-USA Today/CNN
1989-90: 18-AP
1990-91: 12-AP, 15-UPI
2002-03: 5-AP, 4-USA Today
2003-04: 22-AP, 22-USA Today
2004-05: 17-AP, 17-USA Today
2006-07: 4-AP, 5-USA Today
2007-08: 22-AP, 20-USA Today
2008-09: 5-AP, 6-USA Today

NATIONAL AP RANKING UPON ENTERING NCAA TOURNEY

Year	AP	Year	AP
1974	13	2004	9
1987	12	2005	22
1988	8	2006	16
2002	9	2007	13
2003	4	2008	17
		2009	4

PITT IN THE FINAL POLLS

1973-74: 16-AP, 14-UPI
1986-87: 12-AP, 12-UPI, 18-USA Today
1987-88: 8-AP, 7-UPI, 13-USA Today
1990-91: 21-UPI
2001-02: 9-AP, 9-USA Today
2002-03: 4-AP, 8-USA Today
2003-04: 9-AP, 7-USA Today
2005-06: 16-AP, 16-USA Today
2006-07: 12-AP, 10-USA Today
2007-08: 17-AP, 18-USA Today
2008-09: 4-AP, 6-USA Today

HIGHEST NATIONAL RANKINGS

No.	Poll	Date
1	AP-Jan. 5, 2009	
1	ESPN/USA Today-Jan. 5, 2009	
1	AP-Jan. 12, 2009	
1	ESPN/USA Today-Jan. 12, 2009	
1	AP-Feb. 23, 2009	
1	ESPN-USA Today-Feb. 23, 2009	
2	AP-March 9, 2009	
2	ESPN-USA Today-Mar. 9, 2009	
2	AP-Dec. 11, 2006	
2	ESPN/USA Today-Dec. 11, 2006	
2	AP-Nov. 27, 2006	
2	AP-Dec. 4, 2006	
2	ESPN/USA Today-Dec. 4, 2006	
2	AP-Dec. 7, 1987	
2	AP-Jan. 4, 1988	
2	AP-Jan. 28, 2003	
2	ESPN/USA Today-Jan. 28, 2003	
2	AP-Jan. 19, 2003	
2	ESPN/USA Today-Jan. 19, 2003	
2	AP-Dec. 22, 2002	
2	ESPN/USA Today-Dec. 29, 2002	
2	AP-Dec. 29, 2002	

1973-74

Date	AP	UPI
J14	17	13
J21	16	10
J28	13	9
F4	10	--
F11	7	--
F18	7	--
F25	11	--
M4	14	--
M11	13	--
M18	15	--
M27-Final	16	14

1986-87

Date	AP	UPI	USAT/CNN
Preseason	16	9	7
D1	12	11	9
D8	17	--	--
D15	14	--	--
D22	14	--	--
D29	17	--	--
J5	14	15	14
J12	18	NR	20
J19	16	17	--
J26	17	19	--
F2	13	16	--
F9	10	--	--
F16	8	8	--
F23	9	--	--
M2	11	--	--
M9-Final	12	12	--

1987-88

Date	AP	UPI	USAT/CNN
Preseason	4	5	3
N30	4	--	--
D7	--	--	--
D14	--	--	--
D21	--	--	--
D28	--	--	--
J4	--	7	9
J11	6	--	--
J18	6	--	--
J25	1	11	--
F1	6	7	--
F8	6	7	--
F15	6	6	6
F22	6	5	--
F29	5	--	--
M7	5	--	--
M14-Final	8	7	--

1989-90

Date	AP	UPI	USA Today
Preseason	18	--	--
N27	18	--	--
D4	22	--	--

1990-91

Date	AP	UPI	USA Today
Preseason	12	15	NR
N26	13	14	NR
D3	11	13	NR
D10	15	16	13
D17	14	16	14
D24	11	14	11
D31	11	14	16
J7	17	16	16
J14	16	16	16
J21	17	16	17
J28	19	22	25
F1	24	NR	25
F8	22	NR	23
F15	23	NR	23
F22	22	NR	25
M4	NR	NR	NR
M11-Final	NR	NR	NR

1991-92

Date	AP	UPI	USA Today
N25	24	NR	NR

1992-93

Date	AP	UPI	USA Today
Preseason	NR	NR	NR
N24	NR	24	NR

D1	NR	NR	24
J1	24	NR	NR
J11	NR	NR	NR
J18	NR	20	21
J25	13	16	18
F1	15	17	--
F8	17	17	--
F15	17	15	--
F22	25	21	--

1998-99

Date	AP	USA Today
D1	20	21
D8	20	18
D15	22	24
D22	24	24
D29	23	23

2001-02

Date	AP	USA Today
J7	23	25
J14	NR	NR
J21	NR	25
J28	21	21
F4	NR	21
F11	14	16
F18	11	10
F25	10	8
M3	7	7
M10	7	7
Final	9	9

2002-03

Date	AP	USA Today
Preseason	5	4
N17	5	NP
N26	5	5
D5	4	4
D12	4	4
D19	4	4
D26	4	4
D33	4	4
J6	2	2
J13	2	2
J20	2	2
J27	2	2
F3	7	7
F10	7	7
F17	7	7
F24	7	7
F31	7	7
M7	5	5
M14	5	5
M21	4	4
M28	4	4
Final	NP	8

2003-04

Date	AP	USA Today
Preseason	22	22
N24	22	22
D1	22	22
D8	20	23
D15	18	20
D22	16	17
D29	15	16
J5	15	15
J12	13	13
J19	8	8
J26	6	6
F2	4	4
F9	4	4
F16	5	5
F23	5	5
M1	6	6
M8	6	6
M15-Final	6	6
A6-Final	NP	7

2004-05

Date	AP	USA Today
Preseason	17	17
N16	17	NP
N22	16	15
N29	13	14
D6	11	12
D13	10	10
D20	10	7
D27	10	7
J3	16	12
J10	20	18
J17	21	17

PITT IN THE NATIONAL RANKINGS

- **First appearance in the national rankings:** No. 17 (Jan. 14, 1974).
- **Years that Pittsburgh has been nationally ranked at least one time:** 15 (1973-74, 1986-87, 1987-88, 1989-90, 1991-92, 1992-93, 1998-99, 2001-02, 2002-03, 2003-04, 2004-05, 2005-06, 2006-07, 2007-08, 2008-09).
- **First appearance in the top-10:** No. 10 (Feb. 4, 1974).
- **Highest national ranking:** No. 1, six polls (Jan. 5, 2009, Jan. 12, 2009, Feb. 23, 2009).
- **Highest preseason national ranking:** No. 4 (1987-88, 2002-03, 2006-07).
- **Highest final ranking:** No. 6 (6-ESPN/USA Today, 2008-09 season).
- **Seasons completed as a nationally ranked team:** 8 (1973-74, 1986-87, 1987-88, 2001-02, 2002-03, 2003-04, 2005-06, 2006-07, 2007-08, 2008-09).
- **Most consecutive weeks ranked in the AP Poll:** 61, three years, two months, one day (Jan. 7, 2002-March 7, 2005); 43, three years (Dec. 19, 2005-Feb. 11, 2008); 33, two years (PS-1986-87-March 14-Final, 1987-88).
- **Most consecutive weeks ranked in the AP top-10:** 22 (March 3, 2002-March 17, 2004).
- **Total weeks ranked in top-25 in at least one poll:** 217.
- **Total weeks ranked No. 1 in at least one poll:** 3.
- **Total weeks ranked in top-5 in at least one poll:** 51.
- **Total weeks ranked in top-10 in at least one poll:** 98.

J24	20	18	M11	NP	10
J31	16	15	Final	12	10
F7	18	15	2007-08		
F14	17	15	Date	AP	USA Today
F21	18	17	Preseason	22	20
F28	24	24	N12	19	19
M7	22	23	N19	17	17
Final	ARV	ARV	N26	14	11

2005-06

Date	AP	USA Today
Preseason	NR	NR
N15	NR	NR
N21	NR	NR
N28	NR	NR
D5	ARV	ARV
D12	ARV	ARV
D19	NR	25
D26	NR	23
J2	22	20
J9	16	11
J16	15	9
J23	13	10
J30	13	10
F6	14	13
F13	9	9
F20	10	10
F27	9	9
M6	15	16
M13	16	16

2006-07

Date	AP	USA Today
Preseason	4	5
N13	4	5
N20	3	4
N27	3	3
D4	2	2
D11	2	2
D18	7	7
D25	10	11
J1	10	10
J8	7	7
J15	6	6
J22	9	9
J29	7	7
F5	7	6
F12	7	5
F19	10	8
F26	12	12
M5	13	11

Date	AP	USA Today
Preseason	6	6
N17	5	4
N24	4	4
D1	4	4
D8	5	5
D15	6	6
D22	6	6
D29	6	6
J5	1	1
J12	1	1
J19	4	4
J26	3	3
F9	4	4
F16	4	4
F23	1	1
M2	3	2
M9	2	4
M16	4	4
Final	NP	6




ATTENDANCE RECORDS

TOP SINGLE GAME HOME ATTENDANCE

Opponent, Date	Arena	Attendance
*North Carolina, 12/20/93	Civic Arena	17,716
California, 3/17/02	Mellon Arena	17,015
Cent. Conn. St., 3/15/02	Mellon Arena	17,015
Syracuse, 2/5/94	Civic Arena	16,887
Syracuse, 2/10/88	Mellon Arena	16,798
Georgetown, 1/27/91	Civic Arena	16,683
Syracuse, 2/4/89	Civic Arena	16,669
Georgetown, 2/11/89	Civic Arena	16,669
Georgetown, 1/8/90	Civic Arena	16,588
Georgetown, 1/23/91	Civic Arena	16,489
Syracuse, 1/7/91	Civic Arena	16,485
Syracuse, 1/3/90	Civic Arena	16,188
Duquesne, 2/15/81	Civic Arena	15,824
St. John's, 2/26/90	Civic Arena	15,322
North Carolina, 12/20/95	Civic Arena	15,195
Georgetown, 2/28/93	Civic Arena	15,154
Georgetown, 2/20/97	Civic Arena	15,127
Syracuse, 1/8/92	Civic Arena	15,112
Villanova, 1/2/91	Civic Arena	15,033
Syracuse, 2/7/96	Civic Arena	15,016
Arizona, 1/27/90	Civic Arena	14,127
Oklahoma, 1/15/89	Civic Arena	13,878
UCLA, 12/30/70	Civic Arena	13,535
Duquesne, 1/6/92	Civic Arena	13,525
Duquesne, 12/19/92	Civic Arena	13,519

*most attended basketball game in city history



Pitt opened its 12,508-seat Petersen Events Center with a game against Duquesne on Nov. 23, 2003.

YEAR-BY-YEAR TOTAL ATTENDANCE

(includes all games during season)

Year	Total	Avg.	GP
1989-90	336,923	11,618	29
1990-91	343,008	10,394	33
1991-92	349,949	10,293	34
1992-93	286,560	10,234	28
1993-94	256,132	9,486	27
1994-95	293,480	10,481	28
1995-96	244,582	9,059	27
1996-97	325,569	9,866	33
1997-98	221,864	8,217	27
1998-99	210,476	7,016	30
1999-00	181,698	6,489	28
2000-01	274,870	8,329	33
2001-02	303,506	8,671	35
2002-03	426,653	12,929	33
2003-04	569,699	15,825	36
2004-05	319,696	11,024	29
2005-06	413,644	12,534	33
2006-07	489,703	13,235	37
2007-08	477,315	12,900	37
2008-09	433,279	12,035	36

TOP ON-CAMPUS CROWDS

Opponent, Date	Arena	Attendance
Connecticut, 3/7/09	PEC	12,908
Connecticut, 2/15/04	PEC	12,817
Providence, 2/25/06	PEC	12,719
Syracuse, 3/29/04	PEC	12,624
Marquette, 3/4/09	PEC	12,508
DePaul, 2/21/09	PEC	12,508
Cincinnati, 2/14/09	PEC	12,508
West Virginia, 2/9/09	PEC	12,508
Notre Dame, 1/31/09	PEC	12,508
Syracuse, 1/19/09	PEC	12,508
South Florida, 1/14/09	PEC	12,508
St. John's, 1/11/09	PEC	12,508
Louisville, 2/24/08	PEC	12,508
West Virginia, 2/7/08	PEC	12,508
Villanova, 1/30/08	PEC	12,508
Rutgers, 1/26/08	PEC	12,508
Georgetown, 1/14/08	PEC	12,508
Seton Hall, 1/12/08	PEC	12,508
West Virginia, 2/27/07	PEC	12,508
Washington, 2/17/07	PEC	12,508
Providence, 2/10/07	PEC	12,508
St. John's, 1/27/07	PEC	12,508
Marquette, 1/21/07	PEC	12,508
Connecticut, 1/16/07	PEC	12,508
Georgetown, 1/13/07	PEC	12,508
Dayton, 12/23/06	PEC	12,508
Florida State, 11/24/06	PEC	12,508
Marquette, 1/28/06	PEC	12,508
Syracuse, 1/23/06	PEC	12,508
West Virginia, 2/9/06	PEC	12,508
Cincinnati, 2/12/06	PEC	12,508
Seton Hall, 3/3/06	PEC	12,508
Notre Dame, 1/4/06	PEC	12,508
Syracuse, 1/29/05	PEC	12,508
West Virginia, 2/23/05	PEC	12,508
Connecticut, 2/26/05	PEC	12,508
Notre Dame, 1/12/04	PEC	12,508
Boston College, 1/28/04	PEC	12,508
St. John's, 2/4/04	PEC	12,508
Villanova, 3/6/04	PEC	12,508
Duquesne, 11/23/02	PEC	12,508
Ohio State, 12/18/02	PEC	12,508
Notre Dame, 1/6/03	PEC	12,508
Syracuse, 1/18/03	PEC	12,508
Georgetown, 1/25/03	PEC	12,508
Rutgers, 2/22/03	PEC	12,508
Seton Hall, 3/5/03	PEC	12,508
Connecticut, 3/2/03	PEC	12,508

YEAR-BY-YEAR HOME ATTENDANCE AVG.

Year	Total	Avg.	GP
1977-78	45,759	3,520	13
1978-79	40,443	3,111	13
1979-80	52,668	3,762	14
1980-81	48,930	3,495	14
1981-82	34,752	2,896	12
1982-83	71,064	5,076	14
1983-84	81,200	5,800	14
1984-85	91,230	6,082	15
1985-86	90,883	6,991	13
1986-87	119,505	7,967	15
1987-88	108,101	8,315	13
1988-89	119,048	7,937	15
1989-90	113,570	9,464	12
1990-91	114,582	8,814	13
1991-92	110,716	8,516	13
1992-93	120,980	8,065	15
1993-94	113,106	8,079	14
1994-95	92,488	7,114	13
1995-96	123,957	8,264	15
1996-97	112,904	7,527	15
1997-98	101,423	6,762	15
1998-99	86,433	6,174	14
1999-00	90,192	5,305	17
2000-01	82,139	4,832	17
2001-02	95,096	5,594	17
2002-03	174,917	10,932	16
2003-04	202,177	10,509	20
2004-05	179,598	10,565	17
2005-06	180,618	10,625	17
2006-07	208,997	11,611	18
2007-08	197,447	10,969	18
2008-09	212,682	11,194	19

TOP SINGLE GAME ATTENDANCE

(all games)

Opponent, Date	Location	Total
Ball State, 3/16/89	Indianapolis	37,242
Syracuse, 2/24/91	Syracuse, N.Y.	32,763
Syracuse, 3/6/88	Syracuse, N.Y.	32,492
Syracuse, 1/11/86	Syracuse, N.Y.	32,064
Syracuse, 1/24/04	Syracuse, N.Y.	31,347
Syracuse, 2/25/84	Syracuse, N.Y.	30,356
Syracuse, 2/1/03	Syracuse, N.Y.	30,303
Syracuse, 1/23/90	Syracuse, N.Y.	30,023
Syracuse, 1/18/92	Syracuse, N.Y.	29,576
Marquette, 3/27/03	Minneapolis	28,168
Syracuse, 3/2/97	Syracuse, N.Y.	26,938
Syracuse, 3/1/08	Syracuse, N.Y.	26,632
Syracuse, 3/6/93	Syracuse, N.Y.	26,321
Syracuse, 2/24/96	Syracuse, N.Y.	25,064
Syracuse, 2/14/05	Syracuse, N.Y.	24,631
Syracuse, 2/21/95	Syracuse, N.Y.	23,473
Kentucky, 11/22/91	Lexington, Ky.	22,555
Kent State, 3/21/02	Lexington, Ky.	22,338

Note: Sellouts at Madison Square Garden are announced at 19,544 or 19,528.

DID YOU KNOW?

Pitt ranked among the nation's top-five schools in attendance increase in two consecutive years- 2001-02 and 2002-03. With its move to the Petersen Events Center, the Panthers finished second nationally in attendance increase in 2002-03 at plus-4,129.



100-POINT SCORING GAMES

ALL-TIME GAMES OF 100-PLUS POINTS

Note: Pittsburgh is 39-0 when it scores 100-plus points.

Date	Opponent	Pitt	Opp.	W/L
3/3/56	at Penn State	100	90	W
2/24/58	Geneva	109	74	W
1/2/64	Dartmouth	107	63	W
2/1/64	Carnegie Mellon	108	75	W
1964-65	Westminster	101	71	W
2/13/70	Syracuse	127	108	W
2/6/71	Carnegie Mellon	118	84	W
2/20/71	at Carnegie Mellon	104	59	W
12/6/71	Ohio Wesleyan	103	48	W
2/11/72	Syracuse	109	99	W
1/20/74	Buffalo State	101	75	W
1/30/74	at Westminster	106	71	W
2/14/74	Cleveland State	106	55	W
3/1/75	at Buffalo State	107	88	W
11/29/78	vs. Rio Grande \$	107	82	W
12/9/78	Robert Morris	100	68	W
2/24/81	at Massachusetts	101	61	W
12/20/83	Florida State	102	89	W
11/26/84	St. Francis	104	88	W
2/27/85	St. Francis	107	72	W
11/29/86	Indiana (Pa.)	108	49	W
12/3/86	at St. Francis	108	69	W
1/29/86	vs. Arkansas !	114	83	W
1/12/87	at Duquesne	102	77	W
1/17/87	Chicago State	112	70	W

3/18/88	vs. Eastern Mich. @	108	90	W
11/28/89	Siena	101	89	W
12/1/89	vs. Oklahoma State #	102	90	W
1/27/90	Arizona (CA)	100	92	W
1/31/90	Boston College	110	80	W
2/11/90	Providence	117	102	W
12/6/90	Marshall	105	75	W
1/12/91	Providence	101	82	W
12/19/92	at Duquesne (CA)	102	91	W
11/27/93	Youngstown State	112	66	W
12/16/95	Long Island	108	67	W
12/23/95	Prairie View A&M	101	59	W
12/1/99	Norfolk State	102	78	W
1/4/06	Notre Dame	100	98	W
11/9/07	Houston Baptist	103	62	W

! - Rainbow Classic (Honolulu, Hawaii)
 @ - NCAA Tournament (Lincoln, Neb.)
 # - Tournament of Champions (Charlotte, N.C.)
 \$ - played in Wheeling, W.Va.

OPPONENT'S 100-PLUS POINT GAMES

Note: Pittsburgh has given up 100 or more points 34 times and is 2-32 in such contests.

Date	Opponent	Pitt	Opp.	W/L
2/54	at Navy	73	108	L
2/20/54	Westminster	94	104	L
12/54	at Michigan	71	101	L

1955	at Geneva	96	101	L
1956	at Ohio State	69	100	L
2/23/57	at West Virginia	93	107	L
12/26/64	at Wichita State	58	109	L
1/8/66	at Virginia Tech	74	100	L
2/14/66	at West Virginia	63	103	L
2/23/66	at Westminster	76	102	L
1/18/67	West Virginia	78	102	L
2/1/67	at Cornell	72	110	L
12/1/68	Rutgers	74	100	L
12/9/68	Duquesne	66	100	L
1/6/68	at Miami	84	100	L
1/31/69	at Louisiana State	79	120	L
2/1/69	at Tulane	89	110	L
2/11/70	Temple	72	101	L
2/13/70	Syracuse	127	108	W
3/4/72	at West Virginia	90	104	L
3/16/74	at North Carolina State	72	100	L
12/6/74	Duquesne	94	100	L
3/18/75	vs. Providence (NIT)	80	101	L
1/27/76	at Rutgers	71	102	L
12/30/77	vs. Iowa	80	103	L
1/3/77	West Virginia	91	100	L
1/6/79	at Syracuse	74	100	L
2/4/89	Syracuse	80	103	L
12/2/89	vs. North Carolina State	87	100	L
12/4/89	vs. Georgia Tech	92	111	L
12/28/89	vs. Georgia Tech	92	111	L
2/11/90	Providence	117	102	W
2/2/91	at UCLA	85	112	L
12/20/93	North Carolina	93	106	L

MARGIN OF VICTORY RECORDS

LARGEST MARGIN OF VICTORY

Date	Opponent	Pitt	Opp.	Margin
11/29/86	Indiana (Pa.)	108	49	+59
12/6/71	Ohio Wesleyan	103	48	+55
1928-29	Army	69	16	+53
12/1/01	Savannah State	87	35	+52
2/14/74	Cleveland State	106	55	+51
11/30/85	Indiana (Pa.)	94	45	+49
12/28/95	Brown	95	47	+48
2/18/76	Buffalo State	99	51	+48
11/23/07	Buffalo	92	45	+47
1929-30	Wash. & Jefferson	67	20	+47
11/27/93	Youngstown State	112	66	+46
1933-34	Army	64	18	+46
11/17/00	North Carolina A&T	91	46	+45
12/3/02	Norfolk State	96	51	+45
2/20/71	at Carnegie Mellon	104	59	+45
12/16/96	Carnegie Mellon	84	39	+45
1/2/64	Dartmouth	107	63	+44
2/1/68	at Carnegie Mellon	89	46	+43
12/23/95	Prarie View A&M	101	59	+42
1/17/87	Chicago State	112	70	+42
1953-54	Penn State	74	32	+42
11/9/07	Houston Baptist	103	62	+41
12/16/95	Long Island	108	67	+41
11/30/02	Arkansas-Pine Bluff	89	49	+40
2/24/81	at Massachusetts	101	61	+40
1/16/74	George Washington	96	56	+40
1954-55	at Tampa	92	52	+40

LARGEST VICTORY-BIG EAST GAMES

Date	Opponent	Pitt	Opp.	Margin
2/12/03	West Virginia	82	46	+36
1/25/88	Providence	90	56	+34
3/5/03	Seton Hall	86	54	+32
1/29/92	Miami	82	52	+30
1/31/90	Boston College	110	80	+30
1/12/94	Miami	83	55	+28
2/24/86	Connecticut	79	51	+28
3/2/04	at Providence	88	61	+27

3/2/02	West Virginia	92	65	+27
1/27/07	St. John's	72	46	+26
1/23/08	at St. John's	81	57	+24
1/29/97	Notre Dame	88	64	+24
3/3/92	Boston College	90	66	+24
2/7/09	at DePaul	92	69	+23
1/2/02	St. John's	77	54	+23
3/2/85	Villanova	85	62	+23
2/28/05	at Boston College	72	50	+22
2/4/92	at Miami	77	55	+22
1/31/87	Connecticut	73	52	+21
2/22/03	Rutgers	86	65	+21
1/24/04	at Syracuse	66	45	+21
1/7/07	South Florida	69	48	+21

LARGEST WIN-BIG EAST ROAD GAMES

Date	Opponent	Pitt	Opp.	Margin
3/2/04	at Providence	88	61	+27
1/23/08	at St. John's	81	57	+24
2/7/09	at DePaul	92	69	+23
2/28/05	at Boston College	72	50	+22
2/4/94	at Miami	77	55	+22
1/24/04	at Syracuse	66	45	+21
1/14/03	at West Virginia	80	61	+19
1/25/97	at Georgetown	89	71	+18
1/24/87	at Boston College	80	62	+18
2/3/88	at St. John's	88	71	+17
1/3/09	at Georgetown	70	54	+16
1/24/07	at Cincinnati	67	51	+16
1/7/86	at Seton Hall	81	66	+15
2/18/03	at Georgetown	82	67	+15

LARGEST MARGIN OF LOSS

Date	Opponent	Pitt	Opp.	Margin
12/26/64	at Wichita State	58	109	-51
12/5/59	at Ohio State	49	94	-45
1/31/69	at Louisiana State	79	120	-41
1914	Rochester	12	53	-41
1/14/67	at Penn State	44	84	-40
2/14/66	at West Virginia	63	103	-40
12/20/55	Duke	54	92	-38

2/22/67	at Temple	49	87	-38
2/1/67	at Cornell	72	110	-38
12/3/66	at Davidson	59	97	-38
1950	at Bradley	48	84	-36
2/54	at Navy	73	108	-35
11/28/98	vs. Maryland	52	87	-35
12/9/67	Duquesne	66	100	-34
2/44	at Army	32	66	-34
2/5/38	at Notre Dame	17	51	-34

LARGEST LOSS-BIG EAST GAMES

Date	Opponent	Pitt	Opp.	Margin
2/3/96	at Villanova	88	55	-33
3/1/86	at Georgetown	93	62	-31
1/14/85	St. John's	87	56	-31

MOST COMBINED POINTS SCORED

Date	Opponent	Pitt	Opp.	Margin
2/13/70	Syracuse	127	108	235
2/11/90	Providence	117	102	219
2/11/72	Syracuse	109	99	208
12/28/89	vs. Georgia Tech	92	111	203
2/6/71	Carnegie Mellon	118	84	202
1/26/62	at Boston College	94	108	202
1956-57	at West Virginia	91	107	200
12/20/93	North Carolina (CA)	93	106	199
2/1/69	at Tulane	89	110	199
1/31/69	at LSU	79	120	199

FEWEST COMBINED POINTS

Date	Opponent	Pitt	Opp.	Margin
1943-44	Penn State	12	15	27
1905-06	(NA) Westminster	13	16	29
1911-12	at Mount Union	16	14	30
1907-08	at Bucknell	14	16	30
1913-14	(NA) St. Lawrence	14	17	31
1929-30	West Virginia	17	15	32
1923-24	(NA) Bucknell	10	22	32
1951-52	at Penn State	9	24	33
1931-32	at Stanford	22	11	33



COMEBACK WINS

LARGEST HALFTIME TURNAROUND- ALL GAMES

Date	Opponent	Halftime Deficit	Final	Turnaround
12/5/83	at St. Francis (Pa.)	-12 (47-35)	94-80	+26
11/26/88	Oklahoma State	-7 (43-36)	93-75	+25
2/21/81	West Virginia	-4 (29-25)	81-64	+21
1/22/05	at Connecticut	-11 (43-32)	76-66	+21
2/10/02	at Syracuse	-8 (35-27)	75-63	+20
1/31/09	Notre Dame	-6 (45-39)	93-80	+19
3/6/04	Villanova	-5 (22-17)	59-45	+19
2/5/73	West Virginia	-6 (40-34)	77-64	+19
3/9/06	vs. West Virginia	-7 (31-24)	68-57	+18
2/24/04	at Georgetown	-8 (28-20)	68-58	+18
2/16/02	at West Virginia	-8 (45-37)	85-75	+18
12/30/86	vs. Wisconsin	-2 (41-39)	98-82	+18
3/14/01	St. Bonaventure	-9 (48-39)	84-75	+18

LARGEST HALFTIME TURNAROUND- ROAD GAME

Date	Opponent	Halftime Deficit	Final	Turnaround
12/5/83	at St. Francis (Pa.)	-12 (47-35)	94-80	+26
1/22/05	at Connecticut	-11 (43-32)	76-66	+21
2/10/02	at Syracuse	-8 (35-27)	75-63	+20
2/24/04	at Georgetown	-8 (28-20)	68-58	+18
2/16/02	at West Virginia	-8 (45-37)	85-75	+18

LARGEST HALFTIME DEFICIT OVERCOME TO WIN

Date	Opponent	Halftime Deficit	Final	Turnaround
12/20/08	vs. Duke	-12 (34-22)	65-64	+13
12/5/83	at St. Francis (Pa.)	-12 (47-35)	94-80	+26
1/22/05	at Connecticut	-11 (43-32)	76-66	+21
1/13/75	Notre Dame	-10 (44-34)	84-77	+17
3/3/84	Providence	-10 (31-21)	61-60	+11
3/14/01	St. Bonaventure	-9 (48-39)	84-75	+18
2/6/00	Notre Dame	-9 (35-26)	72-66	+15

LARGEST HALFTIME TURNAROUND- BIG EAST PLAY

Date	Opponent	Halftime Deficit	Final	Turnaround
1/22/05	at Connecticut	-11 (43-32)	76-66	+21
2/10/02	at Syracuse	-8 (35-27)	75-63	+20
3/6/04	Villanova	-5 (22-17)	59-45	+19
2/24/04	at Georgetown	-8 (28-20)	68-58	+18
2/16/02	at West Virginia	-8 (45-37)	85-75	+18
1/3/87	Providence	-7 (43-36)	76-67	+16
3/2/91	at Boston College	-3 (37-34)	88-76	+15

COMEBACK WINS BY SEASON

Season	Wins	Season	Wins	Season	Wins
2003-04	6	1979-80	5	1987-88	4
1988-89	6	2005-06	4	1992-93	4
2001-02	5	2004-05	4	1991-92	4
1983-84	5	1996-97	4		

HALFTIME LEADS/DEFICITS

LARGEST HALFTIME LEADS

Date	Opponent	Score	Lead	Final
12/3/03	Norfolk State	54-15	+39	96-51
11/27/93	Youngstown State	62-26	+36	112-66
1/30/74	at Westminster	53-18	+35	106-71
12/6/71	at Ohio Wesleyan	53-19	+34	103-48
11/29/86	Indiana (Pa.)	54-20	+34	108-49
2/20/71	at Carnegie Mellon	55-22	+33	104-59
12/29/86	vs. Arkansas	53-20	+33	114-83
12/28/95	Brown	56-24	+32	95-47
12/17/03	Chicago State	50-18	+32	79-51

LARGEST HALFTIME LEADS- BIG EAST PLAY

Date	Opponent	Score	Lead	Final
1/2/02	St. John's	41-18	+23	77-54
2/8/98	Boston College	49-26	+23	89-79
1/12/94	Miami	44-22	+22	83-55
1/10/99	Boston College	49-27	+22	86-70

LARGEST HALFTIME LEADS- ROAD GAME

Date	Opponent	Score	Lead	Final
1/30/74	at Westminster	53-18	+35	106-71
2/20/71	at Carnegie Mellon	55-22	+33	104-59
12/3/86	at St. Francis (Pa.)	55-29	+26	108-69
2/13/70	at Syracuse	58-37	+21	127-108
12/4/85	at Lafayette	44-23	+21	95-64

LARGEST HALFTIME LEADS- NEUTRAL GAME

Date	Opponent	Score	Lead	Final
12/29/86	vs. Arkansas	53-20	+33	114-83
12/28/90	vs. Alaska-Anchorage	52-28	+24	93-69
3/8/06	vs. Louisville	39-16	+23	61-56

LARGEST HALFTIME LEADS- BIG EAST ROAD GAME

Date	Opponent	Score	Lead	Final
1/22/95	at St. John's	55-40	+15	94-87
2/25/04	at Providence	41-27	+14	81-68
3/9/03	at Villanova	33-19	+14	56-54
1/24/07	at Cincinnati	38-26	+12	67-51
2/1/03	at Syracuse	43-31	+12	65-67
1/14/03	at West Virginia	40-28	+12	80-61

LARGEST HALFTIME DEFICIT

Date	Opponent	Score	Deficit	Final
1/3/00	at St. John's	45-14	-31	58-82
12/23/86	at BYU	55-24	-31	73-93
11/28/98	vs. Maryland	46-17	-29	52-87
1/30/02	at Notre Dame	49-21	-28	76-89

LARGEST HALFTIME DEFICIT- HOME GAME

Date	Opponent	Score	Deficit	Final
12/7/94	Massachusetts	42-17	-25	57-85
12/5/93	St. John's	52-29	-23	83-88
2/22/67	Temple	41-18	-23	87-49
1/18/67	West Virginia	53-31	-22	78-102

LARGEST HALFTIME DEFICIT- BIG EAST GAME

Date	Opponent	Score	Deficit	Final
1/3/00	at St. John's	45-14	-31	58-82
1/30/02	at Notre Dame	49-21	-28	76-89
2/10/98	at Villanova	49-23	-26	68-79
12/5/93	St. John's	52-29	-23	83-88



ALL-TIME OVERTIME GAMES

OVERTIME RECORDS

Total OT Games: 67.
Total Record: 34-33.
Home: 14-12.
Away: 15-13.
Neutral: 5-8.
10T Record: 28-21.
20T Record: 5-12.
30T Record: 1-0.
Big East regular season: 12-9.
Big East Tournament: 1-4.
NCAA Tournament: 3-0.
NIT Record: 0-0.
Largest Margin of Victory: 13, at Seton Hall, 2/26/02.
Largest Margin of Loss: 9, at Notre Dame, 1/17/73.
Most Points Scored: 100, Notre Dame, 1/4/06.
Least Points Scored: 28, at Notre Dame, 2/7/31.
Most Points Allowed: 101, at Geneva, 1954-55.
Least Points Allowed: 20, at Notre Dame, 2/7/31.
Consecutive OT Wins: 4, 2/27/60-12/29/65.
Consecutive OT Losses: 3, three times.
Most OT Games-Season: 4, 1954-55; 2001-02.
Consecutive OT Games: 2, 1954-55; 2/11-2/18/78.

ALL-TIME OVERTIME GAMES

SINGLE OVERTIME (28-21)

Date	Opponent	Pitt	Opp.	W/L
1927-28	at Iowa	44	40	W
1/24/31	at Notre Dame	28	20	W
2/7/31	Notre Dame	35	32	W
1936-37	DePaul	37	41	L
1939-40	at Michigan	35	44	L
1941-42	Cal State-Fullerton	45	33	W
1941-42	Indiana State	47	37	W
1/1/55	at Pennsylvania	81	75	W
1954-55	Westminster	71	73	L
1/15/55	Penn State	76	66	W
12/29/56	vs. Connecticut %	60	64	L
2/27/60	Penn State	64	63	W
1/21/61	at Temple	80	75	W
1/19/63	at Army	79	73	W
12/29/65	at Rochester #	69	65	W
2/6/70	at Lafayette	74	80	L
1/17/73	at Notre Dame	76	85	L
1/25/75	at Rutgers	82	79	W
2/12/77	at Duquesne (CA)	63	66	L
2/11/78	Maryland (CA)	89	86	W
2/11/78	Penn State	68	75	W
1/10/79	Cincinnati	75	78	L
1/22/79	at Iona ^	79	84	L
1/27/81	Maryland (CA)	66	69	L
2/5/83	at Connecticut	72	71	W
1/16/84	St. John's	63	61	W
2/6/84	at Connecticut	75	71	W
3/5/86	vs. Georgetown (BET)	56	57	L
12/10/88	West Virginia	81	84	L
1/30/89	at St. John's	85	81	W
3/14/91	vs. Georgia (NCAA)	76	68	W
12/28/91	vs. New Orleans \$	77	78	L
2/4/95	Villanova	76	79	L
2/28/95	at Miami	68	76	L
1/6/96	at West Virginia	84	83	W
1/23/96	Massachusetts #1	71	79	L

DOUBLE OVERTIME (5-12)

Date	Opponent	Pitt	Opp.	W/L
1/17/98	Rutgers	86	85	W
11/25/00	Marist	71	69	W
12/17/00	at Va. Commonwealth	73	76	L
3/9/01	vs. Syracuse (BET)	55	54	W
2/26/02	at Seton Hall	73	66	W
3/21/02	vs. Kent State (NCAA)	73	78	L
2/29/04	Syracuse	46	49	L
1/8/05	at Rutgers	66	63	W
2/5/05	at West Virginia	78	83	L
1/21/07	Marquette	74	77	L
3/17/07	VCU (NCAA)	84	79	W
12/20/08	vs. Duke (MSG)	65	64	W
3/13/08	vs. Louisville (BET)	76	69	W

TRIPLE OVERTIME (1-0)

Date	Opponent	Pitt	Opp.	W/L
1954-55	at Geneva	96	101	L
12/21/57	Duke	87	84	W
1/11/78	Temple	74	81	L
1/16/82	at Penn State	46	52	L
1/29/83	Providence	58	55	W
2/14/87	Boston College	72	67	W
12/9/89	at West Virginia	93	97	L
2/19/94	Villanova	88	93	L
12/17/94	vs. Georgia *	86	87	L
1/22/98	St. John's	83	90	L
3/4/98	vs. Villanova (BET)	93	96	L
1/15/02	at Miami	69	76	L
3/9/02	vs. Connecticut (BET)	65	74	L
1/10/04	at Miami	80	84	W
2/9/04	at Seton Hall	67	68	L
1/4/06	Notre Dame	100	97	W
12/21/06	vs. Oklahoma State	89	95	L

TRIPLE OVERTIME (1-0)

Date	Opponent	Pitt	Opp.	W/L
1/10/76	at George Washington	75	73	W

PETERSEN EVENTS CENTER RECORDS

PETERSEN EVENTS CENTER GAME RECORDS

INDIVIDUAL

Points: 33, Sam Young, Belmont, 11/25/08
Field Goals: 13, three times, last-Sam Young, Connecticut, 3/7/09
Field Goal Att.: 23, Sam Young, Connecticut, 3/7/09
3FG Made: 6, two times, last- Carl Krauser, Richmond, 12/23/04
3FG Attempts: 12, two times, last- Carl Krauser, Robert Morris, 11/23/05
FT Made: 13, Carl Krauser, Syracuse, 1/23/06
FT Attempts: 14, four times, last- Levance Fields, Akron, 11/21/08
FT Pct.: 1.000, Chevon Troutman (10-10), Georgetown, 1/25/03
Rebounds: 22, DeJuan Blair, Notre Dame, 1/31/09
Assists: 13, three times, last- Levance Fields, Cincinnati, 2/14/09
Blocked Shots: 7, Chris Taft, Murray State, 12/20/03
Steals: 6, three times, last- Jermaine Dixon, St. John's, 1/11/09

TEAM

Points: 103, Houston Baptist, 11/9/07
Points in a half: 55, Houston Baptist, 11/9/07
Halftime Lead: 39, Norfolk State (54-15), 12/3/02
Field Goals: 42, two times- last vs. HBU, 42-92, 11/9/07
Field Goal Att.: 92, Houston Baptist, 11/9/07
FG Percentage: .674, Cincinnati (31-46), 2/14/09
3FG Made: 14, two times, last- UMBC, 12/13/08
3FG Attempts: 37, Akron, 11/21/08
FT Made: 30, Notre Dame, 1/4/06
FT Attempts: 46, Notre Dame, 1/4/06
FT Pct.: .909, St. Francis (N.Y.) (10-11), 11/29/05
Rebounds: 59, two times, last- Vermont, 12/6/08
Assists: 31, Houston Baptist, 11/9/07
Turnovers: 25, Howard, 11/20/04
Blocked Shots: 9, eight times, last- DePaul, 1/12/06
Steals: 16, three times- last- Duquesne, 12/3/08

OPPONENT

37, Chris Quinn, Notre Dame, 1/4/06
 13, Chris Quinn, Notre Dame, 1/4/06
 28, Keydren Clark, Saint Peter's, 11/19/05
 7, Chris Thomas, Notre Dame, 1/12/04
 14, Keydren Clark, Saint Peter's, 11/19/05
 10, two times, last- Ryan Gomes, PC, 1/31/05
 15, Hakim Warrick, Syracuse, 1/29/05
 1.000, Kenny Hayes (9-9), UM, Oh., 11/17/08
 14, two times, last- M. Blakely, Vmt, 12/6/08
 9, two times, last- Chris Quinn, UND, 1/4/06
 5, four times
 4, three times

OPPONENT

97, Notre Dame, 1/4/06
 51, Georgetown College (Ky.), 12/15/03
 17, Louisville (36-19), 2/12/07
 34, Notre Dame, 1/4/06
 83, Notre Dame, 1/4/06
 .609, Georgetown (28-46), 1/13/07
 17, Lafayette, 1/2/08
 36, Notre Dame, 1/4/06
 20, Connecticut, 2/26/05
 30, Connecticut, 2/26/05
 .909, St. Francis (N.Y.) (10-11), 11/29/05
 44, Belmont, 11/25/08
 24, Robert Morris, 2/2/09
 26, Virginia Tech, 1/6/04
 10, Syracuse, 1/23/06
 12, Georgetown College, 12/15/03

MISCELLANEOUS

Games: 115 (7 seasons).
Record: 115-10.
Consecutive Sellouts: 115, 11/23/02-current.
Games Attended at full capacity: 48.
Consecutive Games attended at full capacity: 6.
Combined Points-two teams: 197, Notre Dame, 1/4/06.
Largest Pitt Win: 45, vs. Norfolk State (96-51), 12/3/02.
Largest Pitt Loss: 13, two times- vs. Rutgers, 1/26/08; vs. Louisville (66-53), 2/12/07.
Most Wins-season: 19, 2003-04, 2008-09.
Most Losses-season: 4, 2004-05.
Winning Streak: 34, 11/23/02-2/15/04.
Losing Streak: 2, 1/2-1/5/05.
Largest Attended Game: 12,908, Connecticut, 3/7/09.
Overtime Games: 3.



ALL-TIME LETTERWINNERS

Student-athletes are listed alphabetically with the years in which they lettered. *This is not an all-time roster. It only depicts years players lettered. Years pre-1940 correspond to the fall and spring years that each player played at Pittsburgh. If you have any additions/deletions to this list, please contact Greg Hotchkiss in the Pittsburgh athletic media relations office.*

A

Abel, Griffin, 1998-01
Abrams, Marvin, 1970-74
Adams, John, 1964-65
Adelman, Dave (Mgr), 1993-94
Aggelou, Sotiris, 1993-95
Aiken, Curtis, 1983-87
Albright, John, 1930-31
Alcorn, 1941-42
Alcorn, James (Mgr), 1931-32
Alridge, Andre, 1992-96
Alexander, 1942-43
Alexander, J.F. (Mgr), 1931-32
Alimena, Albert J. (Mgr), 1977
Allen, George, 1981-84
Allerton, Dale (Mgr), 1970
Alridge, Andre, 1992-96
Antigua, Oliver, 1995-98
Antigua, Orlando, 1991-95
Apple, Nathan, 1943-47
Armstrong, Keith, 1982-86
Artman, 1940-43
Artman, Bernard, 1951-54
Arnold, Randy, 1970-71
Arture, William, 1929-31
Artman, Bernard, 1951-54
Assid, Ed, 1964-65

B

Baierl, Bill, 1949-50
Bailey, Nate, 1987-89
Baker, Edward, 1929-31
Baker, John P., 1913
Baldrige, R. (Mgr), 1918
Bane, John, 1910
Barnhart, Ray, 1968-69
Barrett, 1942-43
Bashoum, W., 1945-46
Baum, Raymond (Mgr), 1964-65
Bazzano, 1944-45
Beatty, Steve, 1980-84
Beck, 1943-44
Belich, Michael, 1948-51
Benjamin, Keith, 2004-08
Benidick, William (Mgr), 1968
Bennett, Bill, 1965-66
Bennett, Lance (Mgr), 1978-79
Bennett, Melvin, 1974-75
Berardinelli, Dominic, 1975-77
Biehl, 1943-44
Bien, Jay, 1908
Biggs, Tyrrell, 2005-09
Blair, DeJuan, 2007-09
Bingham, Bob, 1951-52
Blanton, John, 1982-86
Blount, Mark, 1995-97
Blyshak, Dave, 1962-65
Bochok, David (Mgr), 1957
Bohren, Karl, 1924

Bolla, James, 1971-75
Bollens, Kenneth, 1965-68
Bonaacci, Pat, 1958
Bonnie, Harry E., 1913
Boose, 1946-47
Booth, Thomas (Mgr), 1973
Borowitz, 1945-46
Bowman, Marcus, 2003-06
Boyd, Arthur, 1950-53
Boyd, Frank, 1973-77
Boyd, Jason, 1998-00
Braumbeck, R., 1948-50
Brautigam, Barry, 1954-57
Brehm, William, 1946-50
Bremen, Alvin J., 1919
Bremen, Ben, 1919
Brimm, Oscar, 1971-73
Brody, Wray G., 1912
Broido, Joseph, 1912
Brookin, Rod, 1986-90
Brown, Gilbert, 2007-09
Brown, Jaron, 2000-04
Brown, Sean, 2008-09
Brozovich, Paul, 1979-81
Bruce, Kirk, 1972-75
Brush, Brian, 1989-93
Buchanon, Frank, 1930-32
Buck, Bill, 1965-67
Buck, Rudy, 1944
Buck, William (Mgr), 1961
Buckman, Steve (Mgr), 1995
Budd, Norman, Jr., 1908-10
Burch, Clarence, 1951-54
Burnham, Greg (Mgr), 1979

C

Caldwell, Robert, 1964-67
Caldwell, Michael, 1968-71



Kent Scott was a 1,000-point career scorer for Pittsburgh from 1969-72.

Calhoun, S.E., 1911
Campbell, F.H., 1911-12
Campbell, W.F., 1911-13
Canterna, Oland "DoDo," 1944-49
Capwell, I.P., 1906
Cardot, Willis, 1972-73
Carlson, H.C., 1915-17
Carlson, Lloyd, 1941-43
Carnahan, Milroy, 1950-53
Carr, H.P., 1924
Carrigan, Rich, 1984-87
Cauley, Willie, 1993-94
Causser, Jerry, 1968-70
Cavanaugh, Pat, 1986-90
Cecconi, Louis, 1946-50
Cepkowski, Richard, 1954-55
Cercone, Eugene, 1953-57
Chase, Ralph, 1925
Chosky, Saul, 1943-44
Christopher, Frank, 1950-51
Cica, John T. (Mgr), 1977
Cica, Marc J. (Mgr), 1974
Cieply, William, 1943-48
Cizmarik, Bob, 1969-71
Clancy, Sam, 1977-81
Clawson, John, 1921
Cleveland, 1941-42
Clements, Frank, 1966-67
Coburn, Kenneth (Mgr), 1936
Cochran, Nate, 1994-95
Cohen, Lester, 1928-30
Cohen, Milton, 1930-31
Collins, William, 1939-40
Colombo, Scott, 1986-89
Conomikes, Dean (Mgr), 1989
Cook, Mike, 2006-08
Cooper, Tico, 1985-87
Cosby, Attila, 1997-99



Kirk Bruce starred for the Panthers from 1972-75. After his career, he served as Pitt's head women's basketball coach for 13 years (1985-98) and now works as an Associate Athletic Director in Pitt's athletic department.

Cosentino, Sam, 1944-46
Cost, Charles, 1954-55
Cratsley, Mel, 1966-67
Cribbs, Claire, 1932-34
Culbertson, Billy, 1981-84
Cummings, Vonteego, 1995-99
Cutrie, Rocco, 1933

D

David, Joey, 1982-86
David, Samuel, 1946-49
David, George (Mgr), 1918
Davis, 1943-44
DeGroat, John, 2004-06
DeHart, James, 1917
Deitrick, Richard, 1951-54
DeLisio, Tony, 1966-69
Demetris, Yuri, 2001-04
DiFrischia, Al, 1966-67
Diggs, Cassin, 2007-08
Dillon, Bill, 1955-57
Dimmack, Chris, 1998-99
Disco, Mark, 1973-75
Ditka, Michael, 1958-60
Dixon, Jermaine, 2008-09
Dobin, Kenneth (Mgr), 1969
Dolfi, 1940-41
Dorazio, Carlo, 2001-03
Dorman, Dennis, 1955-58
Downes, William, 1968-71
Downing, Raymond, 1964-65
Doyle, Ray, 1964-65
Duessel, David, 1952-55
Duff, A.W., 1907
Dumancic, Dominik, 1990-92

E

Easterday, R.A., 1916-18
Edgar, Joseph E., 1907
Edwards, Cleveland, 1969-73
Egan, James, 1939-42
El Nokali, Amr, 1995-96
Elliott, Samuel B., 1908
Ellis, Sammie, 1978-80
Emrich, Ross, 1935
Endsley, John, 1975
Everett, Robert, 1948-51

Eysell, A.R. (Mgr), 1923

F

Fabel, Joseph, 1937
Falenski, Richard, 1958-61
Falenski, Stanley, 1964-67
Famularo, Frank, 1965-67
Farmer, Homer G., 1908-11
Federico, Gino, 2001-03
Fenwick, Joe, 1954-56
Ferguson, Marlon, 1984
Ferguson, Ralph, 1935
Fenwick, Joseph, 1953-56
Ferguson, Marlon, 1983-87
Ferraro, Ross, 1929
Fields, Levance, 2005-09
Finneman, John, 1999-00
Fisher, Brian, 1963-65
Fisher, Paul, 1927-28
Fitzgerald, Dave, 1978-79
Flannagan, W.H., 1924
Fleming, Sam, 1971-74
Flinn, S.D. (Mgr), 1916
Flores, Stephen, 1997-99
Foley, Jack (Mgr), 1942-43
Foley, James, 1959-61
Follansbee, William, 1933
Forquer, 46-47
Frederick, W., 1946-48
Freed, Donald (Mgr), 1977
Freeman, Leroy, 1972-73
Fridley, John, 1958-61
Frishman, Morris, 1912-13
Frontone, Jack, 1951-55
Frye, Tim, 2007-09
Funk, Bernard, 1922

G

Gant, Chris, 1991-95
Garcia, Joseph, 1937-38
Gardella, Chris, 1994-98
Garnham, 1944-46
Garvin, R.O. (Mgr), 1924
Generalovich, Brian, 1961-64
Generalovich, Brock, 1989-93
Generalovich, Nick, 1964-66
Gennock, J., 1945-47
Gerensky, Thaddeus, 1948-49



Gibbs, Ashton, 2008-09

- Gill, Michael, 1995-96
- Gill, W.W., 1906
- Ginevan, Dave, 1961-62
- Glenn, 1943-44
- Gissendanner, Darrell, 1978-82
- Glover, Tim, 1990-92
- Gob, Art, 1957-58
- Goldsmith, M.F., 1907-08
- Goodson, Mike, 1985-87
- Goodwin, 1942-43
- Gordon, Steve, 1978-79
- Gore, Demetreus, 1984-88
- Gorman, 1943-44
- Gow, J. Steele (Mgr), 1916
- Graham, G.R., 1912-15
- Graves, Antonio, 2003-07
- Gray, Aaron, 2003-07
- Greenleaf, Rob (Mgr), 1990
- Greer, Ricardo, 1997-01
- Grevey, Scott, 1978-82
- Grgurich, Tim, 1961-64
- Gustine, Frank, Jr., 1967-68

H

- Hammer, R.T., 1917
- Hanson, James (Mgr), 1929-30
- Harper, James (Mgr), 1951
- Harris, Larry, 1974-78
- Harrison, Ed, 1970-71
- Hartman, 1937-38
- Hastings, C.E., 1916-17
- Hawkins, Isaac, 1996-01
- Haygood, Robert, 1974-76
- Healy, T.F., 1914-15
- Heller, J., 1945-46
- Hennon, Don, 1956-59
- Hepworth, Ken, 1961-62
- Hersh, Charles, 1969
- Hill, Lewis, 1973-75
- Hillgrove, Bill (Mgr), 1989
- Hoban, Walter, 1927
- Holder, Terry, 1962-63
- Holmes, Jeremy, 1998-00
- Holstein, Floyd, 1949-51
- Hoggan, G., 1945-46
- Horne, Chris, 1997-98
- Howard, Andre, 1995-97



John Riser (1954-57) is ranked among Pitt's career leaders in both scoring and rebounding. He scored 1,164 points and pulled down 775 rebounds.

- Hriebar, Frank, 1951-52
- Hromanik, George, 1948-51
- Hudec, Rudy, 1948-50
- Hudson, Doyle, 2005-07
- Hughes, Charles, 1933-35
- Hughes, T.M., 1914
- Hughes, William, 1933-35
- Hunt, Charles, 1967-69
- Hursh, Charles, 1955-58
- Husa, Ed, 1955-56
- Hyatt, Charles, 1929-30

J

- Jacobsen, Morris, 1945-46
- Jaquette, M.M. (Mgr), 1925
- Jarrell, Kent (Mgr), 1960
- Jesko, William, 1935-37
- Jinks, Ben, 1960-63
- Johnson, Chad, 2000-02
- Johnson, Gilbert, 1988-90
- Johnson, Robert, 1936-38
- Johnson, Trent, 1981-83
- Jones, 1941-42
- Jones, Antoine, 1990-93
- Jones, B.L., 1925
- Jones, Bobby, 1978-79
- Jones, Chris, 1970-72

- Jones, D., 1956-57
- Jones, Derek, 1993-94
- Jones, F. Walter, 1941-44
- Jordan, Gandhi, 1990-92
- Jordan, Gerald, 1995-97
- Jordan, Lloyd, 1921-23

K

- Kalata, Leonard, 1966-69
- Kaliden, Bill, 1956-57
- Katsafanas, Chris, 1964-65
- Kauffman, Robert (Mgr), 1950
- Keese, Lucius, 1972-75
- Keller, Don, 1958-60
- Kelly, Lewis, 1973-74
- Kelly, Willie, 1973-76
- Kendall, Levon, 2003-07
- Kendrick, John, 1949-52
- Kennedy, Louis P., 1916
- Kiehl, Dave (Mgr), 1994
- King, Wade W., 1924-25
- Kirby, Roosevelt, 1981-82
- Kleiman, Phil, 1955-56
- Klein, James, 1938-41
- Kliene, James, 1946
- Knight, Billy, 1971-74
- Knight, Brandin, 1999-03
- Knight, Terry, 1974-79
- Kocheran, George, 1939-41
- Kochka, Paul, 1975-77
- Kondrad, Francis, 1958-59
- Koontz, Shaun, 1993-94
- Kowallis, George, 1925-27
- Kowallis, James, 1925-26
- Kraft, R., 1952-53
- Krauser, Carl, 2002-06
- Krieger, Paul, 1961-64

L

- Lake, Herb, 1982-83
- Landerman, N., 1949-50
- Landy, Danny, 1977-79
- Lane, Jerome, 1985-88
- Laneve, John, 1954-57
- Larkin, John, 1961-64
- Latagliata, Ed, 1942-48
- Laughren, James, 1919-20
- LaValley, James, 1964-67
- Lawry, Edward, 1939
- Lawry, Thomas, 1930-32
- Layton, Derrick, 1988-90
- Lazor, Bob, 1954-57
- Lazor, Paul, 1958-61
- Lepkowski, Richard, 1952-55
- Lerner, Morton, 1947-49
- Lescott, Richard, 1954-55
- Leslie, Kevin, 1997-98
- Lester, Howard, 1955-58
- Lett, Ontario, 2001-03

PITT BASKETBALL FAMILY TREE

BROTHER COMBINATIONS

- Orlando Antigua (1991-95) and Oliver Antigua (1995-98)
- Robert Caldwell (1964-67) and Michael Caldwell (1968-71)
- Brian Generalovich (1961-64) and Nick Generalovich (1964-66)
- Charles Hughes (1933-35) and William Hughes (1933-35)
- Billy Knight (1971-74) and Terry Knight (1974-79)
- Edward Lawry (1939) and Thomas Lawry (1930-32)
- Alphonse Wroblewski (1928-30) and Stephen Wroblewski (1926-28)
- Steve Zernich (1941-43) and Wally Zernich (1943-47)

FATHER-SON COMBOS

- Samuel David (1945-49) and Joey David (1983-86)
- Brian Generalovich (1961-64) and Brock Generalovich (1989-93)

PITTSBURGH GRADUATES WHO COACHED AT PITT

- (Also includes director of basketball operations)*
- Brandin Knight (Pitt, '05)
 - Oliver Antigua (Pitt, '98)
 - Orlando Antigua (Pitt '95)
 - Jim Bolla (Pitt '75)
 - H.C. "Doc" Carlson (Pitt '18)
 - Cleveland Edwards (Pitt '72)
 - Tim Grgurich (Pitt '64)
 - Sean Miller (Pitt '92)




Billy and Terry Knight are one of eight different brother combinations to compete for Pittsburgh. The Knight brothers, who played from 1971-79, combined to score 2,610 points and pull down 1,352 rebounds.

- Levin, Solomon, 1939-40
- Levine, M., 1961
- Levinson, Hyman, 1925-26
- Lewis, Darrell, 1954-55
- Lewis, Junie, 1984-85
- Lewis, Sonny, 1976-78
- Lewis, R. Steve, 1969-71
- Lindsay, John V., 1911
- Lissfeldt, Elmer, 1925-27
- Lockhart, Howard, 1958-61
- Lockhart, Jarrett, 1996-00
- Lohmeyer, Paul, 1940-43
- Long, Dale, 1961-62
- Loucks, Frank, 1934-36
- Loughran, John, 1918 -19
- Lovett, Robert, 1963-66
- Lubic, Ben, 1914-17
- Luther, Jon, 1986-87
- Lynch, J. Donald (Mgr), 1928

M

- Maczuzak, John, 1960-63
- Maile, Jason, 1992-97
- Malarkey, Bill, 1959-60
- Malarkey, Clare, 1941-46
- Malmberg, Arthur, 1948-51
- Maloney, Tom, 1957-62
- Mandish, 1957-58
- Maravich, Eliot, 1959-60

- Marder, Philip, 1944-45
- Markovich, Milan, 1954-57
- Markowitz, Albert (Mgr), 1954
- Marsh, Howard, 1906
- Martin, Bobby, 1987-91
- Martin, Mickey, 1971-74
- Martin, Stan, 1972-73
- Maruczewski, Edward, 1945-46
- Maser, Ron, 1958-59
- Maslek, Steve, 1986-89
- Mastin, 1940-41
- Matson, Joseph, 1915-16
- Matthews, 1941-42
- Matthews, Jason, 1987-91
- Matthews, Ted, 1953-54
- Mauro, Bill, 1957-60
- McBride, Greg, 1973-75
- McCament, Donald, 1932-34
- McCance, 1937-38
- McCandless, W.T., 1906-07
- McCarroll, Mark, 2000-05
- McClellan, John, 1919-20
- McClellan, Pat, 1968-69
- McClelland, Ralph, 1974-76
- McClure, James, 1951-53
- McCormick, James, 1906
- McCracken, G.H., 1920-21
- McCrossin, George, 1946-50
- McCullough, T.B., 1914-16



Andre Alridge (1992-96) is ranked among Pitt's career and season assists leaders. He concluded his career with 258 total assists in 77 games.



McCullough, Jerry, 1991-96
 McCurdy, R.K. (Mgr), 1920
 McElhinney, J.W., 1907-08
 McFadden, D. (Mgr), 1919
 McFarland, Robert, 1967-70
McGhee, Gary, 2007-09
 McIntyre, Bill, 1962-64
 McKenna, William (Mgr), 1938
 McLaren, George W., 1917-18
 McMahan, J.W., 1926-28
 McMaster, Louis, 1916
 McMillian, Lennie, 1979-81
 McNally, Roth, 1964-65
 McNeal, Chris, 1990-93
 McNulty, Frank, 1917
 McQuown, Bill (Mgr), 1913
 Medich, 1945-46
 Melnick, A., 1945-46
 Mendlow, 1937-38
 Merchant, 1942-43
 Mervis, Louis, 1919
 Mesher, John, 1957-59
 Michalik, Karl, 1944-45
 Miklasevich, Matt, 1982-86
 Milanovich, Samuel, 1938-41
 Miller, D., 1952-53
 Miller, Sean, 1987-92
 Mills, John, 1957-60
 Mitchell, Bryan, 1982-84
 Mobley, Eric, 1991-94
 Montgomery, Ray, 1929
 Morgan, Jermaine, 1990-94
 Morningstar, Darren, 1989-92
 Morris, Carl, 1970-73
 Morris, Frank, 1944-47
 Morris, Toree, 2000-04
 Moses, Omo, 1990-91
 Mueller, C., 1945-46
 Mulert, Carl (Mgr), 1922
 Murray, C.K. (Mgr), 1914
 Murray, Leon, 1996-97


N

Naponik, Paul, 1967-68
 Navakovich, Alex G., 1952-54
 Nedrow, Scott, 1973-78
 Neverson, Carlton, 1978-81
 Nicholas, C.E., 1918
 Nicholas, E.D., 1917
 Nicholich, Thomas, 1956
 Noon, Peter, 1934-36
 Nordstrom, G., 1945-46
 Null, 1945-46

ALL-TIME ASSISTANT COACHES

(List also includes graduate assistants, volunteers and director of basketball operations)

Assistant Coach	Years	Assistant Coach	Years
Oliver Antigua	1998-99	Bob Hill	1975-78
Orlando Antigua	2003-08	Willie Jett	1990-92
Dom Berardinelli	1983-86	Bobby Jones	1994-97
Jim Bolla	1975-80	Brandin Knight	2007-09
Kirk Bruce	1975-76	Norm Law	1986-94
Ronald Burns	1986-88	Joe Lombardi	2003-06
John Calipari	1985-88	Sean Miller	1995-96
Chris Carlson	2001-03	Dave Olinger	1981-82
Jim Christian	1996-99	Lennie Parham	1999-01
Sean Cleary	1994-96	Carl Peterson	1952-67
Mark Coleman	1986-94	Dave Progar	1980-83
David Cox	2006-07	Brian Regan	1988-90, 07-09
Tom Crean	1994-95	Mike Rice	2006-07
Joe DeGregorio	1983-86	Barry Rohrsen	1999-06
Joe DeSantis	1992-94	Pat Sandle	1999-01, 03-09
Jamie Dixon	1999-03	John Sarandrea	1988-92
Jay Eck	1983-85	Mike Schaeffer	1979-80
Cleveland Edwards	1977-80	Vince Taylor	1997-98
Seth Greenberg	1980-83	Reggie Warford	1980-86
Tim Grgurich	1965-75	Troy Weaver	1996-99
Don Hennon	1959-60	Fran Webster	1969-80
Tom Herrion	2007-09	Ernie Zeigler	2001-03



Chad Varga (1994-97) completed a three-year career with 10.5 points and 5.6 rebounds per game averages.

O

Oakes, William (Mgr), 1940
 Ochsenhirt, N.C., 1932-34
 O'Gorek, Paul, 1969-72
 Olinger, Dave, 1977-81
 Olofson, T., 1960-62
 Osborn, Bill, 1986-87

P

Paffrath, Lawrence, 1938-42
 Page, Julius, 2000-04
 Palesko, Chester, 1950-53
 Pandak, William, 1943-44
 Parsons, William, 1924-26
 Pataky, 1939-40
 Pataky, John, 1968-70
 Patcher, Michael, 1967-70
 Paul, Michael, 1969-72
 Paul, W.B. (Mgr), 1918
 Pavlick, Ed, 1952-55

Peavy, Terry, 1977-78
 Penman, R.N., 1918
 Pegues, Julius, 1955-58
 Peterson, Harry (Mgr), 1959
 Peterson, Jaime, 1993-95
 Petrini, Robert, 1967-70
 Phillips, 1943-44
 Phillips, Scott, 1950-53
 Polen, Maurice, 2006-08
 Pollack, S., 1945-46
 Port, Melvin, 1938-41
 Porter, Darelle, 1987-91
 Prey, 1942-43
 Primus, Fred, 1998-99
 Ptacek, Charles, 1942-43

R

Rabinowitz, Harry (Mgr), 1953
 Radosevich, George, 1949-51
 Radvansky, Michael, 1936-38
 Ragan, Thomas, 1944-47
 Raisley, C. M., 1908
 Ramon, Ronald, 2004-08
 Rasp, John, 1986-90
 Raymond, Edward, 1940-42
 Reed, Wallace, 1926-28
 Reese, Charles, 1912-14
 Reeves, Alphonse, 1938-39
 Resutek, Joe, 1952-55
 Reinhard, Roy (Mgr), 1944-45
 Reisgen, Ralph, 1920
 Repp, John, 1920
 Reppert, Joe, 1955
 Reuschel, Bill, 1951-53
 Rex, William (Mgr), 1941
 Rhymes, Marlon, 1992-93
 Rice, Michael, 1976-77
 Richards, Roy, 1946
 Richards, Thomas, 1972-76
 Richardson, Bob, 1964-65
 Richman, Ben, 1926
 Riciutti, Al, 1961-62
 Riggie, Michael, 1968-71
 Rihaneck, William, 1926-27
 Riser, John, 1954-57
 Rizk, Geoff, 2006-07
 Roantree, Tom, 1962-65
 Roberts, R., 1961-62
 Roberts, Tony, 1977-79
 Robinson, H.K., 1918-20
 Robinson, Jeff, 1983-84
Robinson, Nasir, 2008-09
 Roderick, Theodore, 1934-36
 Roman, Dave, 1962-64
 Rose, Chester F., 1906
 Rose, E.A., 1921-23
 Ross, Mark, 1971-72
 Roster, Chester, (NA)
 Rowe, Luther, 1936-37
 Ruby, Daryle, 1936-37
 Ruby, Daryle, 1962-65
 Rueschel, 1952-53
 Ryan, John, 1979-81
 Ryan, Leo (Mgr), 1937

S

Sankey, Bob, 1959-62
 Santangelo, G., 1945-46
 Sari, D., 1952-53
 Sauer, Dave, 1961-64
 Sawyer, Dave, 1956-59
 Scheiding, 1937-38
 Scherer, John, 1937-40
 Scheuermann, Ed, 1976-81
 Schinitzki, T., 1961-62
 Schoon, Rodney, 1970-71
 Schultz, 1943-46
 Scott, Jack, 1937-39
 Scott, J.L. (Mgr), 1917
 Scott, Kent, 1969-72
 Seabrooks, Chris, 1998-01

Shannon, Dean (Mgr), 1920
 Shareef, Ahmad, 1990-94
 Shay, Bill, 1957-61
 Sheffield, Calvin, 1961-64
 Shepherd, Darryl, 1984-86
 Shin, Michael, 1997-98
 Shober, Steven, 1946-47
 Shorter, Brian, 1988-91
 Show, Bob, 1954-55
 Shrewsbury, Robert, 1973-76
 Shrott, Robert (Mgr), 1963
 Shuber, Stephen, 1941-47
 Shuman, John, 1907
 Sies, Dale, 1917
 Siglow, Alphonse (Mgr), 1948
 Sikora, John (Mgr), 1976
 Silverman, 1940-41
 Simpson, Lloyd, 1957-60
 Simpson, Robert (Mgr), 1929
 Slaby, Lou, 1960-61
 Small, Charles, 2003-06
 Smith, Charles, 1984-88
 Smith, Darwin, 1958-61
 Smith, Don, 1933-35
 Smith, Gary, 1977-78
 Smith, Kelvin, 1976-77
 Smith, Pete, 1965-68
 Smith, Roger, 1961-62
 Spartz, 1940-42
 Spotovich, Ed, 1935-38
 Spruill, Mahdi, 1994-95
 Spunger, 1945-46
 Starr, Keith, 1972-75
 Steadman, Lee (Mgr), 1964
 Steinhart, Don, 1959-61
 Stewart, E., 1945-46
 Stephens, Scott, 1973-75
 Stevanovic, Zelimir, 2000-01
 Stevenson, Sylvester, 1966-68
 Stewart, DeWarren, 1993-94
 Strall, Edward, 1939-41
 Stralowski, 1938-41
 Straw, Richard, 1913-14
 Strickland, Pete, 1975-79
 Sulkowski, William, 1971-73
 Supak, 1945-46
 Sutyak, Nick, 1958-59
 Swacus, John, 1940-43
 Szykowny, Larry, 1963-66

T

Taft, Chris, 2003-05



Sammie Ellis (1978-81) averaged 16.5 points and 7.5 rebounds over a two-year, 55-game career at Pittsburgh.

Tait, Sutton, 1953-55
 Talbott, Wayne, 1973-78
 Taylor, Kellii, 1996-00
 Terbush, C.E., 1906
 Thomas, Garrick, 1992-1996
 Thompson, Bob, 1965-67
 Thompson, Charles, 1994-95
 Thompson, Chas, 1981-85
 Tiesi, Ryan, 2008-09
 Topp, Irvin (Mgr), 1964
 Troutman, Chevon, 2001-05
 Twearly, James, 1969-71

U

Underwood, Dave, 1977-80

V

Varga, Chad, 1994-97
 Vaughan, Clyde, 1980-84
 Verderber, R., 1956-57
 Vey, 1943-44
 Virostek, Don, 1950-53
 Topp, Irvin (Mgr), 1964
 Vujnovic, Daniel, 1938-39

W

Wagoner, Ken, 1971-74
 Wainio, Francis, 1935
 Wallace, Austin, 2007-08
 Wallace, Dwayne, 1978-82
 Wallace, Ed, 1978-81
 Warning, Clare, 1950-51
Wanmaker, Brad, 2007-09
 Wanock, R.Q. (Mgr), 1926
 Washington, David, 1976-77
 Wassell, Charles (Mgr), 1939
 Watkins, 1944-45
 Watkins, Chip, 1981-85
 Wattach, Richard (Mgr), 1934
 Weger, Elmer, 1908-11
 Wernicki, Mike, 1994-95
 Westbrooks, Mike, 1998-00
 Westover, Bert J., 1907
 Whyte, Robert, 1906
 Willard, Kevin J., 1995-97
 Williams, Andre, 1981-85
 Williams, Charles, 1980-82
 Williams, J., 1945-46
 Williams, Wayne, 1975-79
 Wilson, C.R. (Mgr), 1927
 Wilson, Don, 1971-72
 Windbush, Jim 1975-76
 Withers, Thomas, 1968-70
 Wolbers, 1937-38
 Wolfe, Milt (Mgr), 1955
 Worrell, Derrick, 1999-00
 Woznicki, Richard, 1956-58
 Wroblewski, Alphonse, 1928-30
 Wroblewski, Stephen, 1926-28
 Wunderlich, D., 1956-57

Y

Yee, Fred, 1955-56
 Young, Paul, 1922
 Young, Sam, 2005-09
 Yurko, Robert, 1948-51

Z

Zavackas, Donatas, 1999-03
 Zeleznik, Myles, 1937-38
 Zeller, Hank, 1944-46
 Zernich, Michael, 1950-53
 Zernich, Steve, 1941-43
 Zernich, Wally, 1943-44, 46-47
 Ziegler, Travis, 1989-93
 Zimmovan, Frank, 1953-56
 Ziolkowski, Ed, 1940-42
 Zito, Bill, 1956-58



PITT vs. ALL OPPONENTS

OPPONENT	W	L	OPPONENT	W	L	OPPONENT	W	L	OPPONENT	W	L
Air Force	1	0	Florida	4	2	Michigan State	1	3	Seton Hall	29	19
Akron	3	1	Florida A&M	1	0	Minnesota	2	1	Siena	3	1
Alabama	2	2	Florida State	9	1	Mississippi	1	0	South Carolina	2	5
Alabama-Birmingham	0	2	Fordham	13	8	Mississippi State	0	1	South Florida	3	2
Alaska-Anchorage	1	0	Franklin & Marshall	1	0	Mississippi Valley State	1	0	Southern Illinois	2	1
Albany	1	0	Furman	2	0	Montana State	1	0	Southern California	2	2
Albright	0	1	Geneva	30	14	Morehead State	1	0	SW Missouri State	0	1
Allegheny	16	10	George Mason	1	0	Morgan State	2	0	Southeastern Louisiana	1	0
Amherst	1	0	Georgetown	33	39	Morris Brown	1	0	Southwestern Louisiana	1	0
Appalachian State	1	0	Georgetown College (Ky.)	1	0	Morris Harvey	0	1	Stanford	1	1
Arizona	2	3	George Washington	17	9	Mount St. Mary's	3	0	Stetson	1	0
Arkansas	2	2	Georgia	2	3	Mount Union	9	2	Susquehanna	1	0
Arkansas-Pine Bluff	1	0	Georgia Tech	0	5	Murray State	1	0	Swarthmore	3	2
Army	19	16	Gettysburg	6	1	Muskingum	2	0	Syracuse	35	62
Army-Ambulance	0	1	Grove City	10	11	Navy	8	13	Tampa	1	0
Auburn	2	0	Hardin Simmons	1	0	Nebraska	3	1	Temple	22	20
Baldwin Wallace	2	0	Harvard	3	0	New Hampshire	1	0	Tennessee	1	3
Ball State	0	1	Hawaii	1	2	New Orleans	3	1	Texas	1	0
Bellefonte	2	1	Hiram	2	1	New York University	2	5	Texas A&M	1	0
Belmont	1	0	Holy Cross	2	1	Niagara	1	2	Texas-Pan American	1	0
Bethany	8	0	Houston	1	0	Norfolk State	2	0	Texas Tech	1	0
Boston College	29	17	Houston Baptist	1	0	North Carolina	1	7	Thiel	1	0
Boston U.	1	0	Howard	3	0	North Carolina A&T	3	0	Toledo	3	1
Bowling Green	0	1	Idaho	1	0	North Carolina State	1	9	Tulane	4	1
Bradley	1	5	Illinois	2	4	Northern Arizona	1	0	UCLA	1	6
BYU	0	1	Illinois-Chicago	1	0	Northwest Missouri State	1	0	Utah	0	2
Brown	2	0	Illinois State	2	2	Northeastern	1	0	Utah State	1	1
Bucknell	18	9	Indiana	3	4	Northwestern	8	10	Utica	1	0
Buffalo	8	1	Indiana (Pa.)	9	0	Notre Dame	27	26	Vanderbilt	2	1
Buffalo State	1	0	IUPUI	1	0	Oakland	2	0	Vermont	3	0
Butler	5	7	Indiana State	2	0	Ohio	2	1	Villanova	27	32
California	1	2	Iona	1	1	Ohio Northern	1	0	Virginia	3	7
Cal State-Fullerton	2	0	Iowa	5	2	Ohio State	11	15	Virginia Commonwealth	2	3
Canisius	1	2	Iowa State	1	0	Ohio Wesleyan	1	0	Virginia Tech	5	3
Carnegie Mellon	106	18	Jacksonville	2	1	Oklahoma	1	2	Wagner	1	0
Central Florida	1	0	James Madison	0	1	Oklahoma State	5	4	Washington	2	2
Central Conn. State	1	0	Juniata	8	1	Oral Roberts	1	0	Washington State	1	0
Chicago State	3	0	Kansas	2	3	Oregon State	0	3	Washington & Jefferson	40	6
Cincinnati	5	7	Kent State	8	8	Pacific	0	1	Waynesburg	3	3
City College of New York	0	1	Kentucky	2	4	Penn State	70	75	West Texas State	0	1
Clemson	1	0	Lafayette	16	6	Penn	5	7	West Virginia	84	94
Cleveland State	5	2	Lamar	0	1	Pepperdine	0	2	West Virginia Wesleyan	7	0
Colgate	6	5	LaSalle	1	0	Prairie View A&M	2	0	Western Kentucky	1	0
Colorado	1	0	Lehigh	3	5	Princeton	2	1	Western Michigan	1	0
Columbia	4	3	Long Island	1	0	Providence	27	17	Western Reserve	4	3
Connecticut	26	30	Louisiana State	2	1	Puerto Rico	0	1	Westinghouse Club	0	1
Coppin State	3	0	Louisiana Tech	0	1	Puerto Rico A&M	1	0	Westminster	48	33
Cornell	11	5	Louisville	4	4	Purdue	4	6	Wheeling	1	0
Creighton	1	2	Loyola Marymount	0	1	Rensselaer	1	0	William & Mary	8	5
Dartmouth	9	1	Loyola (Md.)	1	0	Rhode Island	5	1	Wisconsin	7	11
Davidson	3	2	Loyola (New Orleans)	1	1	Richmond	2	0	Wichita State	0	1
Davis & Elkins	1	0	Maine	1	0	Rio Grande	1	0	Wittenberg	0	1
Dayton	1	1	Manhattan	2	0	Robert Morris	27	0	Wooster	3	3
Delaware State	2	0	Marietta	3	1	Rochester	1	1	Wright State	3	0
Denver	0	1	Marist	2	0	Rollins	1	0	Xavier	4	2
DePaul	5	1	Marquette	6	6	Rutgers	21	23	Yale	4	2
Detroit	0	1	Marshall	4	0	St. Bonaventure	5	2	Youngstown State	5	1
Drake	0	2	Maryland	1	5	St. Francis (Pa.)	28	0			
Duke	6	6	Maryland-Baltimore County	2	0	St. Francis (N.Y.)	3	0			
Duquesne	46	31	Maryland-Eastern Shore	1	0	St. John's	19	33			
East Tennessee State	1	0	Massachusetts	10	4	Saint Joseph's	2	0			
Eastern Kentucky	2	0	Memphis	1	1	St. Lawrence	0	1			
Eastern Michigan	2	0	Mercyhurst	1	0	St. Louis	1	3			
Evansville	3	1	Miami (Fla.)	17	16	Saint Peter's	1	0			
Fairleigh Dickinson	1	0	Miami (Ohio)	3	10	St. Vincent	1	0			
Fairfield	1	0	Michigan	6	11	Savannah State	1	0			

ALL-TIME RECORD 1,412 . 1,032
ALL-TIME BIG EAST 237 215



ALL-TIME SCORES

1905-06 ■ 2-9

Coach: Benjamin F. Printz

Date	Opponent	PittOpp.	W/L
	Wooster	14 34	L
	Westminster	12 32	L
	Geneva	24 18	W
	Geneva	18 28	L
	Grove City	19 21	L
	Wooster	21 23	L
	Grove City	25 30	L
	Westminster	13 16	L
	Penn State	4 30	L
	Allegheny	14 45	L
2/17	West Virginia	30 25	W
Totals		229 336	

1906-07 ■ 6-5

Coach: Benjamin F. Printz

Date	Opponent	PittOpp.	W/L
	at Grove City	16 34	L
	Westminster	18 20	L
	at Westminster	27 37	L
	Allegheny	21 40	L
	Grove City	47 28	W
2/14	West Virginia	44 16	W
	Mount Union	36 22	W
3/2	at West Virginia	20 26	L
	at Mount Union	44 19	W
	Carnegie Tech	36 14	W
	Carnegie Tech	26 12	W
Totals		335 268	

1907-08 ■ 10-6

Coach: Harry Hough

Date	Opponent	PittOpp.	W/L
12/31	Pennsylvania	12 31	L
	Carnegie Tech	30 21	W
1/18	West Virginia	58 20	W
	Mount Union	28 24	W
	Marietta	49 22	W
2/5	at Bucknell	14 16	L
2/6	at Penn State	17 30	L
	Carnegie Tech	21 26	L
	George Washington	41 21	W
	at Mount Union	10 39	L
	at Marietta	36 19	W
	at Wooster	11 30	L
3/7	at West Virginia	20 19	W
	Wooster	36 28	W
	Carnegie Tech	38 22	W
	Western Reserve	35 21	W
Totals		456 374	

1908-09 ■ No Team

1909-10 ■ No Team

1910-11 ■ 6-6

Coach: Wohlparth Wegner

Date	Opponent	PittOpp.	W/L
	Waynesburg	31 20	W
	at Geneva	18 32	L
	Carnegie Tech	30 25	W
	Geneva	44 27	W
	at Carnegie Tech	20 30	L
	at Hiram	18 43	L
	at Akron	15 32	L
	Juniata	42 29	W
	at Mount Union	29 39	L
	Hiram	50 26	W
	at Waynesburg	19 35	L

Mount Union	24	23	W
Totals	340	361	

1911-12 ■ 10-9

Coach: Dr. George M. Flint

Date	Opponent	PittOpp.	W/L
	Waynesburg	38 31	W
	at Mount Union	16 14	W
	Juniata	33 34	L
	at Grove City	17 27	L
	Western Reserve	34 28	W
	at Carnegie Tech	24 17	W
	Mount Union	34 21	W
	Grove City	22 24	L
	Hiram	43 38	W
	at Allegheny	15 39	L
	Carnegie Tech	31 28	W
	at Gettysburg	25 31	L
	at Mount St. Mary's	29 28	W
	at Georgetown	17 21	L
	at Albright	23 54	L
	at Swarthmore	26 51	L
	at Susquehanna	26 23	W
	Bellefonte	42 25	W
	Allegheny	15 35	L
Totals		438 569	

1912-13 ■ 15-7

Coach: Dr. George M. Flint

Date	Opponent	PittOpp.	W/L
12/27	Pennsylvania	22 18	W
	Juniata	43 29	W
1/17	Penn State	26 30	L
	at Geneva	31 19	W
	Bellefonte	38 23	W
	Mount Union	43 21	W
	at Georgetown	32 26	W
	at Mount St. Mary's	25 20	W
	at Franklin & Marshall	24 17	W
	at Swarthmore	31 25	W
	at Lehigh	25 39	L
	Western Reserve	22 23	L
2/21	at Bucknell	25 15	W
2/21	at Bellefonte	30 35	L
2/22	at Penn State	20 31	L
	Wooster	30 29	W
	Washington & Jefferson	32 19	W
	West Virginia Wesleyan	36 29	W
	at Allegheny	24 29	L
	Washington & Jefferson	31 19	W
	at Allegheny	21 38	L
Totals		638 545	

1913-14 ■ 7-8

Coach: Dr. George M. Flint

Date	Opponent	PittOpp.	W/L
	Geneva	28 21	W
	Carnegie Tech	32 23	W
1/20	Penn State	26 29	L
	Niagara	25 29	L
	Colgate	25 42	L
1/29	at Syracuse	29 36	L
	St. Lawrence	14 17	L
	Rochester	12 53	L
	Washington & Jefferson	21 19	W
	Mount Union	36 10	W
	Carnegie Tech	42 27	W
2/28	at Penn State	17 26	L
	Juniata	47 40	W
	Washington & Jefferson	13 22	L
	Wooster	46 22	W
Totals		413 416	

1914-15 ■ 14-4

Coach: Dr. George M. Flint

Date	Opponent	PittOpp.	W/L
	Carnegie Tech	42 22	W
	Juniata	28 27	W
1/16	Penn State	35 32	W
	Gettysburg	41 30	W
1/29	West Virginia	42 18	W
	at Lehigh	28 29	L
	at Lafayette	31 24	W
2/5	at Rutgers	26 23	W
	Westinghouse Club	38 30	W
	at Swarthmore	40 26	W
	Allegheny	21 34	L
	Washington & Jefferson	28 19	W
	at Washington & Jefferson	45 25	W
2/24	at Penn State	28 31	L
	at Juniata	55 26	W
	at Carnegie Tech	47 30	W
3/6	Penn State	39 35	W
	Army	18 25	L
Totals		610 484	

1915-16 ■ 15-2

Coach: Dr. George M. Flint

Date	Opponent	PittOpp.	W/L
2/5	Penn State	43 38	W
2/26	at Penn State	31 27	W
	Washington & Jefferson	25 20	W
	Washington & Jefferson	42 24	W
	Carnegie Tech	37 25	W
	Carnegie Tech	33 23	W
	Yale	31 29	W
	Lafayette	34 23	W
	Lafayette	25 23	W
	Lehigh	41 28	W
	Juniata	48 37	W
	Juniata	42 35	W
	Colgate	27 23	W
2/11	Rutgers	34 24	W
	Army	28 13	W
	Lehigh	22 38	L
	Allegheny	29 30	L
Totals		572 460	

1916-17 ■ 12-6

Coach: Dr. George M. Flint

Date	Opponent	PittOpp.	W/L
1/8	Syracuse	17 22	L
1/11	Juniata	31 21	W
1/19	Allegheny	30 21	W
1/23	Carnegie Tech	33 16	W

1/26	Washington & Jefferson	32 23	W
2/1	Penn State	37 26	W
2/7	at Rutgers	22 21	W
2/8	at Lafayette	33 29	W
2/9	at Swarthmore	24 36	L
2/10	at Army	28 31	L
2/15	Lafayette	27 25	W
2/17	at Washington & Jefferson	26 25	W
2/22	Lehigh	34 19	W
2/24	at Penn State	32 37	L
3/2	at Syracuse	21 41	L
3/3	at Buffalo	29 34	L
3/7	Buffalo	39 36	W
3/10	Carnegie Tech	25 21	W
Totals		520 490	

1917-18 ■ 5-9

Coach: Dr. George M. Flint

Date	Opponent	PittOpp.	W/L
	Yale	39 33	W
1/10	West Virginia	30 20	W
	Carnegie Tech	41 30	W
1/25	at West Virginia	36 24	W
	Allegheny	17 33	L
	Washington & Jefferson	35 32	W
	Lafayette	31 37	L
	Army Ambulance	22 30	L
	Lehigh	26 39	L
	Lehigh	23 31	L
2/23	at Penn State	15 38	L
2/28	Penn State	28 36	L
	Washington & Jefferson	26 33	L
	Carnegie Tech	37 39	L
Totals		406 458	

1918-19 ■ 7-7

Coach: Dr. George M. Flint

Date	Opponent	PittOpp.	W/L
1/16	West Virginia	29 35	L
	Carnegie Tech	40 29	W
	Allegheny	30 25	W
	Grove City	36 29	W
	Washington & Jefferson	33 31	W
	Geneva	36 32	W
	Westinghouse Club	21 23	L
	Lafayette	30 32	L
2/22	at Penn State	19 39	L
	Geneva	27 34	L
2/28	Penn State	31 33	L
3/1	at West Virginia	33 30	W

PITT'S HEAD COACHES

DR. GEORGE M. FLINT

1911-21 (10 years) ■ Record: 106-67 (.613)

■ Accomplishments


Fourth head coach in program history...Led Panthers to a 15-2 record in 1915-16...Led Pitt to eight winning seasons in his 10-year tenure including six 10-plus win campaigns...After taking over the program from Wohlparth Wagner in 1911, built the Pitt basketball program from the ground up after the school discontinued the sport from 1908-10.

■ Prominent Student-Athletes

H.C. "Doc" Carlson, Lloyd Jordan, John "Speedo" Loughran, Andy Hastings, Jimmy DeHart, Frank McNulty, Ben Lubic, Norman Ochsenhirt.

■ Personal Facts

Named All-America basketball player and led the University of Pennsylvania to the Eastern Intercollegiate championship in 1905-06...Played on a basketball team organized by Pittsburgh Pirates great Honus Wagner in 1903...Following his Pitt coaching career, worked 50 years as a dentist in Pittsburgh...Born in Ontario, Canada, came to Pennsylvania at an early age.





Washington & Jefferson	24	40	L
Carnegie Tech	34	26	W
Totals	423	438	

1919-20 ■ 9-6

Coach: Dr. George M. Flint

Date	Opponent	PittOpp.	W/L
	Yale	25 26	L
	Grove City	38 28	W
1/15	at West Virginia	38 27	W
	Allegheny	39 24	W
1/31	at West Virginia	26 28	L
	Washington & Jefferson	25 24	W
	at Rutgers	25 41	L
	at Lehigh	27 24	W
	Geneva	40 31	W
2/21	at Penn State	23 37	L
	Washington & Jefferson	33 22	W
2/28	Penn State	24 34	L
	at Washington & Jefferson	46 28	W
	Colgate	25 35	L
3/6	West Virginia	33 24	W
Totals		477 433	

1920-21 ■ 12-9

Coach: Dr. George M. Flint

Date	Opponent	PittOpp.	W/L
	Dartmouth	36 33	W
	Yale	40 36	W
	Cornell	23 34	L
	Grove City	28 38	L
	West Virginia Wesleyan	44 38	W
	Allegheny	37 23	W
	Marietta	43 44	L
2/4	Penn State	33 39	L
	Colgate	69 50	W
2/11	at Syracuse	28 39	L
	Army	37 31	W
	Geneva	43 42	W
2/17	West Virginia	45 32	W
2/19	Penn State	28 50	L
	Georgetown	34 32	W
	Lafayette	33 37	L
	Washington & Jefferson	37 25	W
3/2	Bucknell	20 23	L
	Washington & Jefferson	35 26	W
	Westminster	54 25	W
3/12	at West Virginia	24 43	L
Totals		771 740	

1921-22 ■ 12-8

Coach: Andrew Kerr

Date	Opponent	PittOpp.	W/L
	Dartmouth	42 29	W
12/30	Syracuse	28 32	L
	Marietta	44 25	W
1/11	at Pennsylvania	22 23	L
	Geneva	55 38	W
1/20	West Virginia	37 27	W
	Allegheny	32 23	W
	Grove City	54 33	W
2/3	Penn State	27 30	L
	Washington & Jefferson	29 31	L
	Army	22 33	L
	Muskingum	45 21	W
2/18	at Penn State	28 27	W
	Cornell	13 38	L
	Colgate	25 29	L
2/24	at Syracuse	21 25	L
	Westminster	34 25	W
	West Virginia Wesleyan	35 28	W
	Washington & Jefferson	36 26	W
3/11	West Virginia	31 26	W
Totals		660 579	

1922-23 ■ 10-5

Coach: Dr. H.C. Carlson

Date	Opponent	PittOpp.	W/L
1/5	Syracuse	26 23	W
	Geneva	42 31	W

PITT'S HEAD COACHES

H.C. "DOC" CARLSON, M.D.

1922-53 (31 years) ■ Record: 367-248 (.596)



Accomplishments

Elected to the Naismith Basketball Hall of Fame in 1959 and Helms Foundation Athletic Hall of Fame in 1949...All-time winningest (367 wins) and tenured (31 years) coach in Pittsburgh basketball history...Guided Pittsburgh to two Helms Foundation national titles in 1927-28 and 1929-30...Led Pitt to its only undefeated season in school history at 21-0 in 1927-28...23 wins in 1929-30 were a career-best...Led 1940-41 team to Pittsburgh's first and only appearance in the NCAA Final Four...Featured in Life Magazine while experimenting with the use of oxygen on the bench...Put together 12 10-plus win seasons from 1926-37 and three 20-plus win seasons in a four-year period from 1928-31, the winningest four-year period in terms of percentage in school history...Awarded Cup by NABC for Most Contributions to the Game in 1948...Coached the East Team in the East-West game at Madison Square Garden in 1950...93 graduates listed among basketball lettermen (eight doctors, 20 dentists, 12 engineers, nine teachers/educational administrators, two FBI agents, nine coaches, one minister, one career Marine, 16 in various forms of business or manufacturing, one killed in service)...Wrote book "You and Basketball."

Prominent Student-Athletes

Charley Hyatt, Don Smith, Sykes Reed, Claire Cribbs, Stan Wroblewski.

Personal Facts

Basketball pioneer who brought various innovations to the game...Sixth Panthers basketball coach...Four-time letterwinner at Pittsburgh in football, basketball and baseball from 1915-1917...1918 graduate of Pittsburgh...Earned M.S. degree from Pitt's School of Medicine in 1920...Died on November 1, 1964 at the age of 70...Born July 4, 1894...Hometown: Murray City, Ohio.

Allegheny	38	34	W
Bethany	31	25	W
1/18 West Virginia	26	21	W
Grove City	24	36	L
2/2 Penn State	31	38	L
Washington & Jefferson	52	33	W
Swarthmore	61	24	W
Army	20	32	L
Washington & Jefferson	25	17	W
2/17 at Penn State	11	38	L
West Virginia Wesleyan	38	35	W
Washington & Jefferson	29	27	W
3/3 at West Virginia	28	33	L
Totals	492	447	

1923-24 ■ 10-7

Coach: Dr. H.C. Carlson

Date	Opponent	PittOpp.	W/L
	Vanderbilt	33 31	W
	Amherst	32 21	W
	Geneva	31 22	W
	Allegheny	35 30	W
	Bethany	45 33	W
1/17 West Virginia	23 25	L	
Washington & Jefferson	29 19	W	
Grove City	28 29	L	
at Penn State	29 25	W	
Carnegie Tech	18 17	W	
Lafayette	16 32	L	
Army	16 32	L	
2/15 Penn State	31 30	W	
2/22 at Penn State	13 29	L	
2/23 Bucknell	10 22	L	
3/10 at West Virginia	14 28	L	
Carnegie Tech	25 32	W	
Washington & Jefferson	23 21	W	
Totals	435	446	

1924-25 ■ 4-10

Coach: Dr. H.C. Carlson

Date	Opponent	PittOpp.	W/L
	Geneva	25 28	L
	at Allegheny	28 25	W

1/16 West Virginia	22	30	L
Carnegie Tech	31	22	W
Washington & Jefferson	17	25	L
Grove City	11	24	L
2/7 Penn State	25	40	L
at Thiel	29	10	W
at Carnegie Tech	19	27	L
at Carnegie Tech	25	40	L
2/21 at Syracuse	22	31	L
2/28 at West Virginia	25	35	L
at Washington & Jefferson	18	15	W
3/13 Penn State	30	35	L
Totals	327	387	

1925-26 ■ 12-5

Coach: Dr. H.C. Carlson

Date	Opponent	PittOpp.	W/L
	at Michigan	25 34	L
	Cornell	36 26	W
1/3 Ohio State	34 47	L	
Allegheny	34 16	W	
Carnegie Tech	45 21	W	
George Washington	43 30	W	
1/22 West Virginia	38 23	W	
at Washington & Jefferson	31 28	W	
1/29 Penn State	30 26	W	
Grove City	27 33	L	
Carnegie Tech	31 25	W	
Washington & Jefferson	30 25	W	
Geneva	29 37	L	
2/26 at West Virginia	30 37	L	
at Carnegie Tech	30 29	W	
Grove City	25 22	W	
3/13 at Penn State	37 31	W	
Totals	551	487	

1926-27 ■ 10-7

Coach: Dr. H.C. Carlson

Date	Opponent	PittOpp.	W/L
1/3 Ohio State	23 48	L	
Allegheny	18 22	L	
1/8 Syracuse	29 28	W	

	Carnegie Tech	24	25	L
1/20 West Virginia	23	29	L	
Washington & Jefferson	27	26	W	
Carnegie Tech	38	28	W	
Grove City	31	37	L	
Michigan	35	23	W	
Washington & Jefferson	38	30	W	
2/18 at Michigan State	36	34	W	
2/19 at Notre Dame	17	33	L	
2/25 Penn State	33	27	W	
3/3 at West Virginia	43	33	W	
Carnegie Tech	41	39	W	
Allegheny	25	24	W	
3/12 at Penn State	34	35	L	
Totals	515	521		

1927-28 ■ 21-0

■ Helms Foundation National Champions

■ Undefeated at 21-0

■ Only undefeated season in Pittsburgh basketball history

Coach: Dr. H.C. Carlson

Date	Opponent	PittOpp.	W/L
	at Michigan	49 39	W
	at Chicago	36 26	W
	at Northwestern	39 34	W
	at Iowa (OT)	44 40	W
	Dartmouth	63 33	W
12/31 Ohio State	50 32	W	
1/6 Syracuse	45 24	W	
	at Carnegie Tech	59 38	W
1/18 West Virginia	51 26	W	
at Army	42 36	W	
at Colgate	48 37	W	
Carnegie Tech	67 28	W	
2/10 Penn State	48 25	W	
Allegheny	56 32	W	
2/18 Notre Dame	24 22	W	
at Carnegie Tech	59 38	W	
Washington & Jefferson	44 33	W	
Grove City	54 27	W	
3/2 at West Virginia	45 42	W	
at Washington & Jefferson	33 32	W	
3/10 at Penn State	45 28	W	
Totals	1001	672	

1928-29 ■ 16-5

Coach: Dr. H.C. Carlson

Date	Opponent	PittOpp.	W/L
	at Butler	33 35	L
	at Northwestern	24 30	L
12/15 vs. Wisconsin %	24 34	L	
12/17 at Ohio State	34 26	W	
	Iowa	45 39	W
1/1 Indiana	52 31	W	
Waynesburg	50 17	W	
Carnegie Tech	41 14	W	
1/18 West Virginia	35 40	L	
Carnegie Tech	35 28	W	
Army	69 16	W	
Temple	39 26	W	
Rensselaer	48 15	W	
2/9 at Notre Dame	23 33	L	
Washington & Jefferson	38 18	W	
2/15 Penn State	49 38	W	
Grove City	48 25	W	
Carnegie Tech	42 10	W	
3/2 at West Virginia	41 19	W	
Washington & Jefferson	38 28	W	
3/11 at Penn State	29 23	W	
Totals	837	547	

%played in Milwaukee, Wisc.

1929-30 ■ 23-2

■ Helms Foundation National Champions

Coach: Dr. H.C. Carlson

Date	Opponent	PittOpp.	W/L
	Muskingum	57 30	W
12/13 at Indiana	35 31	W	
at Northwestern	38 30	W	



	at Iowa	29	21	W
	Grove City	38	30	W
12/31	Ohio State (OT)	38	33	W
1/4	Nebraska	34	27	W
	Montana State	38	37	W
	at Carnegie Tech	24	18	W
	Georgetown	43	27	W
1/18	Notre Dame	33	13	W
	Carnegie Tech	49	25	W
2/1	at Syracuse	29	40	L
	at Fordham	31	27	W
2/14	Penn State	47	20	W
2/18	at Notre Dame	25	16	W
	at Washington & Jefferson	38	10	W
2/22	West Virginia	21	19	W
	at Carnegie Tech	47	22	W
	at Temple	40	28	W
	at Army	39	25	W
3/18	at West Virginia	29	33	L
	St. Vincent	29	28	W
	Washington & Jefferson	67	20	W
3/15	at Penn State	47	30	W
	Totals	941	660	

1930-31 ■ 20-4

Coach: Dr. H.C. Carlson

Date	Opponent	PittOpp.	W/L
	Western Reserve	14	32 L
12/13	at Ohio State	25	17 W
	at Marquette	24	18 W
12/30	at Nebraska	23	22 W
	at Creighton	18	22 L
	Dartmouth	39	24 W
12/27	Syracuse	31	28 W
1/1	Indiana	19	27 L
	Purdue	24	22 W
	New York University	40	22 W
	Fordham	22	14 W
1/17	West Virginia	17	15 W
	Carnegie Tech	25	22 W
1/24	at Notre Dame (OT)	28	20 W
	Washington & Jefferson	29	26 W
2/7	Notre Dame (OT)	35	32 W
	Army	36	32 W
	City College of New York	16	18 L
2/21	Penn State	30	24 W
	Carnegie Tech	27	25 W
	Washington & Jefferson	33	15 W
3/7	at Pennsylvania	31	30 W
3/11	at West Virginia	24	22 W
3/14	at Penn State	37	32 W
	Totals	647	561

1931-32 ■ 14-16

Coach: Dr. H.C. Carlson

Date	Opponent	PittOpp.	W/L
	Temple	29	21 W
12/15	at Wisconsin	29	30 L
12/16	at Indiana	29	24 W
12/18	at Purdue	23	41 L
	at Butler	20	23 L
12/21	vs. Kansas%	23	24 L
12/22	vs. Kansas%	20	26 L
12/23	vs. Kansas%	25	22 W
	at Colorado	25	23 W
	at Stanford	22	11 W
	at Southern California	29	26 W
	at Southern California	13	24 L
1/9	at Syracuse	28	32 L
1/13	Duquesne	21	28 L
	New York University	32	37 L

PITT'S HOME COURT RECORD

Arena/Court (Years)	Years	GP	W-L	Pct.
Petersen Events Center (2002-2008)	7	125	115-10	.920
Fitzgerald Field House (1951-2002)	51	589	414-175	.703
Civic/Mellon Arena (1962-2003)	42	112	61-51	.544
Pitt Pavilion (1924-1951)	27	279	199-80	.713
Motor Square Garden/Trees Gym (pre-1924)*	17	197	130-67	.660
Total On-Campus Record (1924-2009)		1103	781-322	.708

*several games are listed as unavailable as to location.

	Carnegie Tech	33	22	W
1/23	at Notre Dame	12	25	L
1/29	West Virginia	33	27	W
	Carnegie Tech	33	26	W
2/6	Notre Dame	19	26	L
	Georgetown	30	33	L
2/13	Navy	22	29	L
	Creighton	21	19	W
	Western Reserve	39	45	L
2/27	Pennsylvania	19	26	L
	at Harvard	28	25	W
	Washington & Jefferson	28	16	W
3/5	at Penn State	36	32	W
3/8	West Virginia	22	19	W
3/12	Penn State	30	40	L
	Totals	774	802	

% played at Kansas City, Mo.

1932-33 ■ 17-5

■ Eastern Intercollegiate Champions

Coach: Dr. H.C. Carlson

Date	Opponent	PittOpp.	W/L
	Georgetown	32	18 W
	at Northwestern	22	31 L
	at Minnesota	35	26 W
	at Butler	38	30 W
12/31	Purdue	33	28 W
	Temple	43	26 W
1/13	Duquesne	25	26 L
	at Carnegie Tech	30	24 W
1/21	Notre Dame	39	25 W
1/28	West Virginia	42	20 W
	Washington & Jefferson	47	27 W
	at Fordham	47	16 W
	at Army	42	25 W
	at Western Reserve	27	22 W
2/11	at Notre Dame	31	38 L
2/17	Duquesne	24	25 L
	at Georgetown	27	28 L
2/25	at Navy	31	29 W
	at Temple	40	30 W
	Washington & Jefferson	52	23 W
3/11	West Virginia	45	35 W
	Carnegie Tech	38	21 W
	Totals	790	573

1933-34 ■ 18-4

■ Eastern Intercollegiate Champions

Coach: Dr. H.C. Carlson

Date	Opponent	PittOpp.	W/L
	Georgetown	34	31 W
12/15	at Purdue	27	33 L
	at Northwestern	27	23 W
	at Butler	24	35 L
	Minnesota	28	23 W
12/30	Ohio State	27	18 W
	Temple	35	30 W
1/12	Duquesne	29	30 L
	Carnegie Tech	44	35 W
1/20	Notre Dame	39	34 W
1/27	West Virginia	42	21 W
	Washington & Jefferson	60	34 W
2/6	at Duquesne	31	29 W
	Army	64	18 W
2/17	at Notre Dame	21	17 W
	Westminster	32	26 W
	at Georgetown	38	27 W
	Carnegie Tech	44	30 W

	at Temple	38	34	W
3/10	West Virginia	27	26	W
	at Western Reserve	40	29	W
	South Carolina	35	38	L
	Totals	786	621	

1934-35 ■ 18-6

■ Eastern Intercollegiate Champions

Coach: Dr. H.C. Carlson

Date	Opponent	PittOpp.	W/L
12/8	Bucknell	52	22 W
	at Northwestern	28	42 L
	at Iowa	38	26 W
	at Butler	42	22 W
12/29	at Wisconsin	31	27 W
1/4	Duquesne	25	27 L
	Carnegie Tech	38	37 W
	at Temple	38	45 L
	at Fordham	43	20 W
1/19	Notre Dame	26	22 W
	Westminster	38	32 W
1/26	West Virginia	35	34 W
2/2	at Navy	22	24 L
	at Washington & Jefferson	57	30 W
2/8	Duquesne	35	34 W
2/16	at Notre Dame	27	25 W
	at Georgetown	42	24 W
	Temple	34	25 W
	Carnegie Tech	36	31 W
	Georgetown	40	25 W
	at Penn State	41	25 W
3/13	at West Virginia	26	43 L
3/18	at West Virginia	35	22 W
4/13	vs. LSU (Atlantic City, NJ)	37	41 L
	Totals	866	705

1935-36 ■ 18-9

Coach: Dr. H.C. Carlson

Date	Opponent	PittOpp.	W/L
12/7	Washington & Jefferson	41	35 W
12/13	at Northwestern	30	38 L
12/14	at Iowa	32	23 W
12/16	at Butler	36	28 W
12/21	at Xavier	23	21 W
12/23	at Kentucky	17	35 L
12/26	at Vanderbilt	57	37 W
12/28	at Tulane	48	25 W
12/31	at Tulane	48	13 W
1/2	at Louisiana State	52	47 W
1/8	Carnegie Tech	29	34 L
1/10	Notre Dame	35	43 L
1/17	at Georgetown (OT)	42	43 L
1/18	at Penn State	45	23 W
1/22	Westminster	42	31 W
1/25	West Virginia	41	26 W
2/1	at Navy	42	20 W
2/8	at Duquesne	42	54 W
2/14	at Temple	48	42 W
2/18	Duquesne	46	41 W
2/22	at Notre Dame	27	43 L
2/26	Temple	52	41 W
2/29	at Carnegie Tech	29	21 W
3/4	Georgetown	41	36 W
3/7	Penn State	41	38 W
3/11	at West Virginia	42	43 L
3/14	Carnegie Tech	27	32 L
	Totals	1055	912

1936-37 ■ 14-7

■ Eastern Intercollegiate Champions

Coach: Dr. H.C. Carlson

Date	Opponent	PittOpp.	W/L
	at Northwestern	28	37 L
	at DePaul (OT)	37	41 L
	at Butler	32	21 W
12/21	Wisconsin	41	30 W
	Temple	32	28 W
	at Carnegie Tech	30	26 W
1/13	Notre Dame	34	31 W
1/16	at Navy	35	28 W
	at Georgetown	27	30 L

MILESTONE WINS

- **100**
36-24 win at West Virginia, January 25, 1918.
- **200**
56-52 home win vs. Allegheny, February, 1928.
- **300**
27-23 win at Northwestern, December, 1933.
- **400**
46-32 win at Duke, 1941.
- **500**
67-61 home win vs. Dartmouth, 1952-53.
- **600**
54-50 home win vs. Dartmouth, December 27, 1960.
- **700**
81-76 home win vs. Wisconsin, December 8, 1970.
- **800**
72-71 win at St. Francis (Pa.), December 10, 1977.
- **900**
65-63 home win vs. Georgetown, February 19, 1982.
- **1000**
88-71 win at St. John's, February 3, 1988.
- **1100**
69-59 win vs. Robert Morris, December 29, 1994.
- **1200**
89-53 win vs. Penn State, December 8, 2001.
- **1300**
85-77 win at Notre Dame, March 5, 2005.

1/23	Penn State	36	28	W
1/30	West Virginia	44	36	W
	Westminster	32	29	W
2/10	Duquesne	51	50	W
	Carnegie Tech	43	37	W
2/20	at Notre Dame	18	27	L
2/24	Duquesne	30	31	L
	at Temple	34	45	L
	Georgetown	39	22	W
3/6	at Penn State	21	24	L
3/13	at West Virginia	48	42	W
	at Temple	35	29	W
	Totals	727	672	

1937-38 ■ 9-12

Coach: Dr. H.C. Carlson

Date	Opponent	PittOpp.	W/L
	at Northwestern	27	22 W
12/11	at Wisconsin	36	44 L
	at Butler	23	24 L
	at Fordham	35	23 W
12/29	vs. Kentucky %	29	40 L
	at Syracuse	49	47 W
1/12	Duquesne	35	28 W
	Carnegie Tech	50	33 W
1/19	Notre Dame	41	51 L
	Georgetown	47	50 L



PITT vs. RANKED OPPONENTS

- **Total Games vs. Ranked Opponents:** 263.
- **Record vs. Top-25 (since 1999):** 33-34 (49.2%)
- **Record vs. Top-25:** 79-184 (30.0%).
- **Record vs. No. 1:** 2-13 (13.3%).
- **Record vs. Top-5:** 15-46 (24.6%)
- **Record vs. Top-5 (since 1996):** 11-9 (55.0%).
- **Record vs. Top-10:** 31-76 (28.9%)
- **Most Games vs. Ranked Opponents in a Season:** 12, 1989-90 and 1990-91.
- **Most Wins Over Ranked Opponents in a Season:** 6, 2008-09; 5, 1987-88 and 1988-89.
- **Consecutive Games Played vs. Ranked Opponents:** 4, 1/5/90-1/19/90; 3, several other times.
- **Most Consecutive Wins vs. Ranked Opponents:** 4, 2/16/09-3/21/09; 3, five times- 3/13/08-3/15/08; 1/24/04-3/2/04; 2/4/91-2/20/91; 1/26/87-2/9/87, 2/2/77-1/10/79.
- **Most Consecutive Losses vs. Ranked Opponents:** 19, 2/20/93-12/20/95.
- **Most Consecutive Games Played Without a Ranked Opponent:** 163, 12/28/63-12/30/70.

Date	Opponent	PittOpp.	W/L
	at Butler	36 47	L
	at Northwestern	33 39	L
12/18	at Indiana	35 51	L
12/30	at Ohio State	34 30	W
	at Michigan (OT)	35 44	L
1/6	Penn State	31 28	W
	Westminster	47 35	W
	at Cornell	38 33	W
	Carnegie Tech	73 42	W
	Waynesburg	28 41	L
2/10	Navy	44 42	W
	Geneva	45 47	L
2/20	West Virginia	68 49	W
	Carnegie Tech	44 46	L
2/28	at Fordham (MSG)	57 37	W
3/2	Penn State	29 36	L
3/9	at West Virginia	35 42	L
	Totals	712 689	

1940-41 ■ 13-6

■ **NCAA Final Four**

Coach: Dr. H.C. Carlson

Date	Opponent	PittOpp.	W/L
12/18	at Wisconsin	36 34	W
	at Illinois	43 41	W
	at Northwestern	28 48	L
	at Butler	41 40	W
	at Michigan	40 46	L
12/30	at Ohio State	48 34	W
	Westminster	36 41	L
1/11	Penn State	36 27	W
	Carnegie Tech	45 30	W
	Waynesburg	40 44	L
	at Duke	46 32	W
	Army	39 32	W
2/11	West Virginia	56 45	W
	Geneva	50 36	W
	Carnegie Tech	38 29	W
	Geneva	55 41	W
3/1	at Penn State	21 36	L

NCAA Eastern Regionals (Madison, Wis., Wisconsin Fieldhouse)

3/21	vs. North Carolina	26 20	W
------	--------------------	-------	---

NCAA Final Four (Madison, Wis., Wisconsin Fieldhouse)

3/22	at Wisconsin	30 36	L
	Totals	754 692	

1941-42 ■ 5-10

Coach: Dr. H.C. Carlson

Date	Opponent	PittOpp.	W/L
12/20	at Northwestern	32 44	L
	at Butler	29 39	L
12/26	at Indiana	41 50	L



Sammy David (1946-49) scored 921 points and averaged 12.1 points per game over a 76-game career from 1946-49. David also led the 1948-49 team in scoring with a 15.6 points per game average. David's son Joey also lettered four years with the Panthers from 1982-86.

	Cornell	39 32	W
	Carnegie Tech	64 34	W
	Geneva	51 38	W
1/17	Penn State	30 34	L
	California State (OT)	45 33	W
2/4	West Virginia	47 66	L
	Geneva	42 54	L
	Indiana State (OT)	47 37	W
	Carnegie Tech	46 56	L
2/21	Penn State	28 33	L
	Westminster	48 53	L
	Army	28 38	L
	Totals	617 641	

1942-43 ■ 10-5

Coach: Dr. H.C. Carlson

Date	Opponent	PittOpp.	W/L
	Bethany	44 43	W

12/31	Ohio State	44 48	L
1/9	West Virginia	48 33	W
	at Carnegie Tech	44 38	W
2/20	Penn State	38 37	W
	Geneva	46 32	W
	at Geneva	63 51	W
	at Cornell	60 54	W
	Indiana State	65 41	W
	at Westminster	38 47	L
	at Army	31 30	W
	Westminster	48 53	L
	Carnegie Tech	55 43	W
3/16	at Penn State	13 32	L
2/27	at West Virginia	64 82	L
	Totals	701 664	

1943-44 ■ 7-7

Coach: Dr. H.C. Carlson

Date	Opponent	PittOpp.	W/L
	at New York University	40 54	L
	at Westminster	64 82	L
	Carnegie Tech	63 33	W
1/8	at Ohio State	38 59	L
	Geneva	44 38	W
1/15	Penn State	12 15	L
	at Carnegie Tech	52 33	W
	Westminster	54 58	L
	at Geneva	59 58	W
	at Army	32 66	L
	Bethany	47 45	W
2/16	West Virginia	59 55	W
2/19	at Penn State	29 35	L
2/26	at West Virginia	60 57	W
	Totals	653 688	

1944-45 ■ 8-4

Coach: Dr. H.C. Carlson

Date	Opponent	PittOpp.	W/L
	at Allegheny	61 31	W
	Geneva	49 45	W
	at Carnegie Tech	59 45	W
1/13	Penn State	58 41	W
	at Westminster	47 68	L



H.C. "Doc" Carlson began taking his teams on competition trips to the West Coast. During a 1949 trip to California while playing games against California, Stanford, Loyola Marymount and UCLA, members of the Pitt basketball team travel party took time to visit with Hollywood legends Jack Benny and Claudette Colbert.

1/29	West Virginia	43 40	W
	Westminster	38 41	L
2/5	at Notre Dame	17 51	L
	Temple	41 43	L
2/12	Penn State	39 34	W
	at Temple	34 46	L
	at Georgetown	22 34	L
2/23	Duquesne	37 39	L
	at Carnegie Tech	36 30	W
3/5	at Penn State	26 25	W
3/12	at West Virginia	35 38	L
	Totals	740 783	

%Sugar Bowl Tournament (New Orleans, La.)

1938-39 ■ 10-8

Coach: Dr. H.C. Carlson

Date	Opponent	PittOpp.	W/L
	at Northwestern	48 37	W
	at Bradley	39 56	L
	at Duke	51 37	W
	at Richmond	47 24	W
	Cornell	50 39	W
	Carnegie Tech	50 55	L
	Westminster	37 45	L
1/28	Duquesne	29 40	L
	Temple	42 36	W
	Carnegie Tech	51 43	W
2/8	Penn State	22 41	L
	at Temple	27 36	L
	Georgetown	43 41	W
2/18	West Virginia	42 45	L
	at Fordham	40 34	W
2/25	at Penn State	35 36	L
	Georgetown	44 39	W
3/11	West Virginia	49 43	W
	Totals	746 727	

1939-40 ■ 8-9

Coach: Dr. H.C. Carlson



Carnegie Tech	67	41	W
Geneva	57	51	W
at Army	51	71	L
2/4 Westminister	75	56	W
2/17 at Penn State	36	53	L
2/21 West Virginia	55	34	W
2/24 at West Virginia	47	50	L
Totals	662	586	

1945-46 ■ 7-7

Coach: Dr. H.C. Carlson

Date	Opponent	Pitt Opp.	W/L
12/8	at Ohio State	37 47	L
	Bethany	67 36	W
	at Geneva	54 43	W
	Carnegie Tech	56 45	W
1/12	Penn State	43 38	W
	at Westminister	59 50	W
	Geneva	43 41	W
1/30	Ohio State	33 43	L
2/2	at Penn State	37 48	L
	at Carnegie Tech	57 45	W
2/13	West Virginia	41 61	L
	at Army	42 56	L
	Westminister	50 54	L
3/2	at West Virginia	61 81	L
Totals		835 827	

1946-47 ■ 8-10

Coach: Dr. H.C. Carlson

Date	Opponent	Pitt Opp.	W/L
12/7	at Ohio State	33 39	L
	at Butler	39 41	L
	at Northwestern	37 39	L
	at Illinois	31 58	L
1/4	Penn State	42 31	W
	at Carnegie Tech	60 21	W
	at Army	53 60	L
	Westminister	45 54	L
	at Geneva	56 57	L
1/20	Ohio State	51 41	W
	Bethany	55 47	W
2/1	at Penn State	39 46	L



Julius Pegues was the first African-American basketball student-athlete to play for Pittsburgh. He concluded his successful career by scoring 1,050 points and pulling down 377 rebounds. Pegues was followed by Ben Jinks (1961-63) and Calvin Sheffield (1962-64).

Carnegie Tech	53	46	W
2/12 West Virginia	41	52	L
	at Allegheny	40 38	W
	Geneva	57 47	W
	at Westminister	44 39	W
3/1 at West Virginia	59	72	L
Totals	835	827	

1947-48 ■ 10-11

Coach: Dr. H.C. Carlson

Date	Opponent	Pitt Opp.	W/L
12/12	at Wisconsin	36 49	L
	Illinois	33 70	L
12/15	Purdue	29 50	L
	at Louisville	42 64	L
	Alabama	29 39	L
12/26	Miami	40 43	L
	at Loyola-New Orleans	47 45	W
1/3	Penn State	35 34	W
	Carnegie Tech	46 40	W
	Army	42 41	W
1/14	Bethany	68 40	W
1/17	at Ohio State	56 74	L
	at Colgate	46 63	L
	at Cornell	40 52	L
1/31	Penn State	42 34	W
	Carnegie Tech	47 41	W
	Allegheny	51 33	W
	Westminister	68 62	W
2/12	West Virginia	59 70	L
2/14	Westminister	58 54	W
3/1 at West Virginia	36 52	L	
Totals		950 1050	

1948-49 ■ 12-13

Coach: Dr. H.C. Carlson

Date	Opponent	Pitt Opp.	W/L
12/4	Penn State	40 33	W
	Bethany	65 64	W
	at Michigan	44 62	L
	at North Carolina State	42 77	L
12/21	at Miami	52 58	L
12/22	at Miami	80 48	W
12/28	Florida	50 40	W
12/29	Florida	45 39	W
	Carnegie Tech	48 43	W
	Allegheny	63 46	W
	Army	42 35	W
	at Bradley	50 52	L
	at Denver	45 47	L
	at Utah	44 65	L
1/28	at California	37 55	L
	at Stanford	37 55	L
	at Loyola Marymount	45 54	L
2/5	at UCLA	48 51	L
2/7	at Arizona	47 52	L
	Westminister	50 41	W
2/16	West Virginia	51 54	L
2/19	at Penn State	38 49	L
2/23	Carnegie Tech	76 49	W
	Westminister	50 40	W
3/5	West Virginia	34 32	W
Totals		1236 1252	

1949-50 ■ 4-14

Coach: Dr. H.C. Carlson

Date	Opponent	Pitt Opp.	W/L
	vs. Connecticut %	52 35	W
	vs. Drake %	55 67	L
	vs. Utah State %	50 54	L
	Westminister	38 49	L
1/7	at Cincinnati	38 63	L
	Carnegie Tech	42 62	L
	Grove City	84 51	W
1/21	at Penn State	21 34	L
1/25	Penn State	51 58	L
	Gettysburg	59 57	W
	at Bradley	48 84	L
	at Arkansas	36 41	L
2/8	at Oklahoma State	34 43	L
	at Memphis	39 53	L
	at Westminister	55 85	L
	at Carnegie Tech	59 66	L

2/25 West Virginia	55	53	W
3/4 at West Virginia	53	59	L
Totals	868	1014	

%played at Corn Bowl Tournament

1950-51 ■ 9-17

Coach: Dr. H.C. Carlson

Date	Opponent	Pitt Opp.	W/L
	at Kent State	46 51	L
	at Gettysburg	65 50	W
	at Minnesota	43 72	L
12/19	at Washington	44 54	L
12/20	at Washington	55 74	L
	at Oregon State	36 61	L
	at Oregon State	34 53	L
12/26	at California	58 70	L
12/28	at UCLA	44 68	L
	at Iowa	66 73	L
1/4	Westminister	68 62	W
	Geneva	73 76	L
	at Carnegie Tech	42 66	L
1/13	Cincinnati	49 64	L
1/18	Miami	81 56	W
	at Grove City	70 48	W
1/22	at Bradley	59 82	L
2/3	at Navy	51 64	L
	at Westminister	67 91	L
2/9	Bucknell	67 45	W
2/14	Penn State	60 51	W
2/17	at West Virginia	52 56	L
	Carnegie Tech	70 45	W
	at Army	48 44	W
2/26	West Virginia	74 72	W
3/3 at Penn State	44 64	L	
Totals		1466 1612	

FITZGERALD FIELD HOUSE ERA BEGINS

1951-52 ■ 10-12

Coach: Dr. H.C. Carlson

Date	Opponent	Pitt Opp.	W/L
12/15	Columbia	65 64	W
12/19	Pennsylvania	52 55	L
	William & Mary	63 48	W
12/27	Virginia%	73 49	W
12/28	Penn State%	40 62	L
	Yale	55 62	L
	Princeton	56 52	W
1/9	Syracuse	72 49	W
1/12	at West Virginia	60 79	L
	at Carnegie Tech	56 65	L
1/19	Penn State	45 52	L
	Georgetown	59 74	L
1/28	Notre Dame	62 55	W
1/30	West Virginia	47 67	L
	at Geneva	77 72	W
	at North Carolina State	54 62	L
2/6	at Navy	44 54	L
	Westminister	72 60	W
	at Westminister	74 82	L
2/14	at Notre Dame	62 60	W
	Carnegie Tech	53 48	W
3/1	at Penn State	9 24	L
Totals		1252 1305	

%Keystone Classic

1952-53 ■ 12-11

Coach: Dr. H.C. Carlson

Date	Opponent	Pitt Opp.	W/L
	at Michigan	78 85	L
	Westminister	62 57	W
12/13	Miami (Ohio)	64 65	L
	Ohio	68 66	W
12/20	Ohio State	70 76	L
	Harvard	72 48	W
	Dartmouth	67 61	W
	Cornell	67 62	W
1/3	at Pennsylvania	76 81	L
	Geneva	97 75	W
1/10	Penn State	57 56	W

RECORD vs. RANKED TEAMS

Note: Pittsburgh did not play a ranked opponent from 12/28/63-12/30/70.

Season	GP	W-L
1949-50	1	0-1
1950-51	2	0-2
1951-52	1	0-1
1954-55	1	1-0
1955-56	1	0-1
1956-57	7	1-6
1957-58	3	1-2
1958-59	2	0-2
1959-60	2	0-2
1961-62	2	0-2
1962-63	1	0-1
1970-71	1	0-1
1971-72	3	0-3
1972-73	1	0-1
1973-74	2	0-2
1974-75	3	2-1
1975-76	5	0-5
1976-77	2	1-1
1977-78	1	1-0
1978-79	1	1-0
1979-80	2	0-2
1980-81	2	0-2
1981-82	4	1-3
1982-83	10	3-7
1983-84	6	1-5
1984-85	9	1-8
1985-86	7	1-6
1986-87	9	4-5
1987-88	8	5-3
1988-89	11	5-6
1989-90	12	2-10
1990-91	12	4-8
1991-92	11	4-7
1992-93	8	4-4
1993-94	6	0-6
1994-95	10	0-10
1995-96	7	1-6
1996-97	3	1-2
1997-98	4	0-4
1998-99	9	2-7
1999-00	3	0-3
2000-01	10	4-6
2001-02	5	3-2
2002-03	5	2-3
2003-04	7	4-3
2004-05	8	4-4
2005-06	7	4-3
2006-07	9	2-7
2007-08	7	4-3
2008-09	9	6-3
Total	263	79-184

Carnegie Tech	66	52	W	
1/20 West Virginia	70	95	L	
	at Westminister	91	75	W
	at St. Louis	74	76	L
	at Houston	66	63	W
	at Loyola (La.)	70	73	L
2/7	at Navy	56	77	L
2/12	West Virginia	67	65	W
2/14	Ohio State	53	62	L
	Carnegie Tech	69	49	W
	at Geneva	66	81	L
2/29	at Penn State	53	73	L
Totals		1579	1577	

1953-54 ■ 9-14

Coach: Robert Timmons

Date	Opponent	Pitt Opp.	W/L
	Michigan	69 78	L
12/11	Bradley +	66 64	W
12/12	Duquesne +	46 75	L
	Geneva	76 94	L
12/22	Michigan State	51 82	L
	Columbia	64 75	L
	Princeton	57 64	L
1/6	Ohio State	55 74	L
1/9	Syracuse	65 80	L
1/13	at Carnegie Tech	69 58	W



Dave Roman played for the Panthers from 1962-64. He led the 1962-63 team in scoring at 15.0 points per game (359 points). Roman concluded his career with a 12.6 points per game average while converting on 74.6 percent of his free throw attempts.

1/16	at West Virginia	70	59	W
	at Westminster	66	71	L
1/28	at Penn State	85	91	L
	at Columbia	82	65	W
2/2	at Georgetown	80	73	W
2/3	at Navy	73	108	L
2/6	New York University	77	91	L
2/13	Penn State	74	62	W
2/16	West Virginia	83	64	W
2/20	Westminster	94	104	L
	Army	72	82	L
	Carnegie Tech	83	75	W
	Geneva	84	75	W
	Totals	1638	1843	

+Steel Bowl

1954-55 ■ 10-16

Coach: Robert Timmons

Date	Opponent	Pitt Opp.	W/L	
12/1	Ohio State	87	98	L
	at Michigan	71	101	L
	at Carnegie Tech	67	79	L
12/10	George Washington +	65	87	L
12/11	Fordham +	71	65	W
	Colgate	80	67	W
12/18	at New York University	96	76	W
12/20	Duke	68	90	L
1/1	at Pennsylvania (OT)	81	75	W
	Carnegie Tech	78	66	W
	Geneva	67	91	L
	Westminster (OT)	71	73	L



A six-foot-five-inch center, John Mills led the Panthers in scoring as a senior in 1959-60 at 13.9 points per game. He was the first player to lead the Panthers in that department since Don Hennon's departure.

1/11	Syracuse	85	93	L
1/15	Penn State (OT)	76	66	W
	at Geneva (2OT)	96	101	L
1/29	at West Virginia	74	88	L
	at Army	71	76	L
2/5	at Navy	65	77	L
	at Tampa	92	52	W
2/9	at Miami	78	72	W
	at Puerto Rico	70	74	L
	at Puerto Rico A&M	90	71	W
	West Virginia	86	93	L
	at Westminster	92	94	L
2/23	Bucknell	81	74	W
2/26	at Penn State	71	77	L
	Totals	2029	2073	

+ Steel Bowl

1955-56 ■ 15-10

Coach: Robert Timmons

Date	Opponent	Pitt Opp.	W/L	
12/1	Michigan	75	66	W
	at Allegheny	99	96	W
12/9	Westminster +	74	52	W
12/10	Duquesne +	49	71	L
12/17	Michigan State	81	82	L
12/20	Duke	54	92	L
12/28	Florida	72	98	L
	Hardin Simmons	74	67	W
	Utah State	84	81	W
	Yale	95	74	W
	Columbia	72	58	W
	at Westminster	77	67	W
1/14	Penn State	78	60	W
1/18	West Virginia	70	84	L
	at Geneva	79	98	L
	Carnegie Tech	78	76	W
2/4	at Syracuse	79	82	L
	at Colgate	68	79	L
2/8	at Navy	67	81	L
	at Army	77	67	W
2/15	Westminster	77	71	W
	at Carnegie Tech	85	81	W
2/23	at St. John's (MSG)	76	81	L
2/25	at West Virginia	94	77	W
3/3	at Penn State	100	90	W
	Totals	1931	1930	

+Steel Bowl

1956-57 ■ 16-11

■ 2nd NCAA Tournament appearance

Coach: Robert Timmons

Date	Opponent	Pitt Opp.	W/L	
12/1	at North Carolina State	85	97	L
12/3	at Ohio State	69	100	L
	Westminster	64	54	W

12/8	Northwestern	73	71	W
12/14	Carnegie Tech +	89	56	W
12/15	Duquesne +	59	50	W
	at Michigan	75	90	L

Orange Bowl Classic (Miami, Fla.)

12/27	vs. Seton Hall %	76	66	W
12/28	vs. Western Kentucky %	85	81	W
12/29	vs. Connecticut % (OT)	60	64	L
	Lafayette	69	59	W
1/8	West Virginia	86	89	L
1/10	Bucknell	64	49	W
1/12	Penn State	66	75	L
1/14	Syracuse	76	64	W
	at Army	54	47	W
1/31	St. John's	70	78	L
2/5	at Duke	72	90	L
	at Westminster	71	69	W
2/16	Navy	79	63	W
	at Carnegie Tech	96	64	W
2/23	at West Virginia	93	107	L
2/27	Pennsylvania	94	76	W
3/2	at Penn State	80	65	W

NCAA First Round (Columbus, Ohio, St. John Arena)

3/11	vs. Morehead State (NCAA)	86	85	W
------	---------------------------	----	----	---

NCAA Midwest Regional (Lexington, Ky., Rupp Arena)

3/15	at Kentucky	92	98	L
3/16	vs. Notre Dame^	85	86	L
	Totals	2068	1993	

+Steel Bowl

^Notre Dame was a consolation game

1957-58 ■ 18-7

■ 3rd NCAA Tournament appearance

Coach: Robert Timmons

Date	Opponent	Pitt Opp.	W/L	
	Michigan	72	62	W
	at Furman	83	45	W
12/13	George Washington +	68	59	W
12/14	Duquesne +	64	81	L
12/21	Duke (2OT)	87	84	W

ECAC Holiday Festival (New York, N.Y.)

12/28	vs. Temple %	71	76	L
12/29	vs. Manhattan %	71	63	W
12/30	vs. Connecticut %	60	68	L
1/4	at St. Louis Westminster	85	87	L
	Westminster	72	57	W
1/11	at Syracuse	71	68	W
1/15	West Virginia (#1) at Carnegie Tech	64	71	L
	at Carnegie Tech	86	68	W
1/25	at Penn State	71	64	W
1/30	St. John's at Holy Cross	86	73	W
	at Holy Cross	79	72	W

2/4	at Connecticut	77	62	W
	at Geneva	82	61	W
2/15	at Navy (OT)	85	83	W
	Carnegie Tech	73	54	W
2/22	at West Virginia	86	99	L
	Geneva	109	74	W
	at Westminster	75	74	W
3/1	Penn State	61	59	W

NCAA First Round (Evanston, Ill.)

3/11	vs. Miami (Ohio)	77	82	L
	Totals	1915	1746	

+ - Steel Bowl

% - ECAC Holiday Festival (played at Madison Square Garden)

(#1) Ranked No. 1 when game was played

1958-59 ■ 10-14

Coach: Robert Timmons

Date	Opponent	Pitt Opp.	W/L	
	at Michigan	55	75	L
12/3	Ohio State	73	70	W
12/12	Miami +	69	65	W
12/13	Duquesne +	71	56	W
	at Westminster	66	78	L
12/20	at Miami (Ohio)	75	88	L
12/29	vs. Fordham %	76	85	L
12/29	vs. Clemson %	60	50	W
12/31	vs. Bucknell %	76	95	L
	St. Louis	62	79	L
	at Temple	73	86	L
1/10	Syracuse	60	70	L
1/13	Carnegie Tech	82	75	W
	Bucknell	58	72	L
1/24	at Penn State	58	67	L
1/26	Geneva	84	62	W
1/31	at Duke	66	75	L
2/3	at West Virginia	64	73	L
2/6	Holy Cross	83	71	W
	at Carnegie Tech	75	65	W
2/18	West Virginia	69	90	L
2/21	at Navy	55	90	L
	Westminster	72	68	W
2/28	Penn State	84	65	W
	Totals	1664	1760	

+ Steel Bowl

% played in Charlotte, N.C.

1959-60 ■ 11-14

Coach: Robert Timmons

Date	Opponent	Pitt Opp.	W/L	
12/2	at Michigan	73	57	W
12/5	at Ohio State	49	94	L
12/7	at Purdue	79	91	L

PITT'S HEAD COACHES

ROBERT TIMMONS

1953-68 (15 years) ■ Record: 174-189 (.479)

■ **Accomplishments**

Coached Pittsburgh to eight winning seasons, four postseason appearances (1957-NCAA, 1958-NCAA, 1963-NCAA, 1964-NIT)...Ranks second among Pittsburgh coaches in both wins (174) and tenure (15 seasons)...Most successful season was a 19-6 record in 1962-63 and an 18-7 year in 1957-58 in Don Hennon's second season in a Panthers uniform...The 18-7 record in 1957-58 was the most wins at Pittsburgh since the 1935-36 campaign.

■ **Prominent Student-Athletes**

Don Hennon, Bob Lazor, John Riser, Calvin Sheffield, Brian Generalovich.

■ **Personal Facts**

Took over the program from H.C. "Doc" Carlson prior to the 1953-54 season...Arrived at Pittsburgh in 1947 as an assistant football coach...Passed away on April 29, 2004.





12/11	St. John's +	74	73	W
12/12	Duquesne +	75	44	W
12/18	Boston College	76	66	W

Queen City Invitational (Buffalo, N.Y.)

12/26	vs. Fordham %	68	80	L
12/27	vs. Canisius %	82	89	L
12/28	vs. Boston College %	66	75	L
1/6	Temple	74	82	L
1/9	Syracuse	77	85	L
1/12	William & Mary	75	59	W
1/16	Westminster	75	61	W
1/23	at Penn State	64	75	L
1/27	at West Virginia	66	76	L
1/30	Dartmouth	67	62	W
2/3	Carnegie Tech	65	58	W
2/6	at New York University	66	77	L
2/11	at Villanova	49	76	L
2/13	at Navy	58	74	L
2/17	Miami (Ohio)	83	79	W
2/20	at West Virginia	75	89	L
2/23	Carnegie Tech	87	74	W
2/27	Penn State (OT)	64	63	W
3/5	at Kentucky	66	73	L
Totals		1753	1832	

+Steel Bowl

1960-61 ■ 12-11

Coach: Robert Timmons

Date	Opponent	PittOpp.	W/L
12/2	Purdue	81 80	W
12/3	at Navy	63 69	L
12/6	at Michigan	70 86	L
12/9	Army	80 84	L
12/16	Colgate +	78 62	W
12/17	Duquesne +	66 80	L
12/20	vs. St. John's %	56 87	L
12/27	Dartmouth	54 50	W
12/30	Brown	57 51	W
1/4	Carnegie Tech	75 66	W
1/7	Syracuse	79 62	W
1/14	Westminster	51 76	L
1/18	West Virginia	68 73	L
1/21	at Temple (OT)	80 75	W
1/25	Villanova	57 55	W
1/28	at Miami (Ohio)	48 62	L
1/31	Bucknell	79 67	W
2/8	at Carnegie Tech	87 75	W
2/11	at Penn State	59 73	L
2/15	Fordham	60 58	W
2/18	at West Virginia	84 92	L
2/21	at Westminster	68 85	L
2/25	Penn State	57 53	W
Totals		1557	1621

+Steel Bowl
%played at Fordham

BEST SEASON ON-CAMPUS HOME RECORDS

Year	W-L	Pct.
2008-09	19-0	1.000
2002-03	16-0	1.000
1973-74	13-0	1.000
1929-30	12-0	1.000
1927-28	10-0	1.000
1974-75	10-0	1.000
2003-04	19-1	.950
2005-06	16-1	.941
2001-02	16-1	.941
1929-30	13-1	.929
1963-64	10-1	.909
1987-88	10-1	.909
1990-91	9-1	.900
1916-17	9-1	.900
1934-35	9-1	.900
1936-37	9-1	.900

BEST ONE-YEAR TURNAROUNDS

BEST ONE-YEAR TURNAROUNDS

Increase	Years (Wins)
+13	From 12 wins in 1972-73 to 25 wins in 1974-75
+10	From six wins in 1976-77 to 16 wins in 1977-89
+10	From 15 wins in 1985-86 to 25 wins in 1986-87
+10	From 19 wins in 2000-01 to 29 wins in 2001-02
+9	From nine wins in 1989-90 to 21 wins in 1991-92
+8	From 10 wins in 1995-96 to 18 wins in 1996-97
+8	From four wins in 1968-69 to 12 wins in 1969-70

BEST BIG EAST ONE-YEAR TURNAROUNDS

Increase	Years (Record)
+6	From a 7-9 record in 2000-01 to a 13-3 record in 2001-02
+6	From a 6-10 record in 1985-86 to a 12-4 record in 1986-87
+5	From a 5-13 record in 1995-96 to a 10-8 record in 1996-97
+4	From a 5-11 record in 1989-90 to a 9-7 record in 1991-92

1961-62 ■ 12-11

Coach: Robert Timmons

Date	Opponent	PittOpp.	W/L
12/2	at Purdue	70 86	L
12/6	Ohio State (CA) (#1)	79 99	L
12/9	Carnegie Tech	82 58	W
12/15	Arizona (CA)+	83 58	W
12/16	Duquesne+ (FFH)	70 73	L
12/21	at Syracuse	74 63	W
12/22	at Fordham	67 66	W

Evansville Invitational (Evansville, Ind.)

12/29	vs. Tennessee %	83 84	L
12/30	at Evansville %	89 83	W
1/3	Kent State	66 62	W
1/6	Penn State	62 74	L
1/10	Geneva	78 65	W
1/13	Westminster	58 45	W
1/17	at Columbia	77 66	W
1/20	at West Virginia	78 88	L
1/26	at Boston College	94 108	L
2/3	Carnegie Tech	70 50	W
2/7	West Virginia	76 80	L
2/10	at Bucknell	70 60	W
2/14	Miami (Ohio)	72 75	L
2/17	at Westminster	53 58	L
2/21	Temple	71 65	W
2/24	at Penn State	55 63	L
Totals		1677	1629

+Steel Bowl (played at the Civic Arena)
(#1)Opp. ranked No. 1 when game was played

1962-63 ■ 19-6

■ 4th NCAA Tournament appearance

Coach: Robert Timmons

Date	Opponent	PittOpp.	W/L
12/1	Purdue	69 64	W
12/3	Northwestern	55 57	L
12/6	at Kent State	66 58	W
12/14	William & Mary (CA) +	66 56	W
12/15	Duquesne+ (FFH)	85 59	W
12/22	at Penn State	68 48	W

Hurricane Classic (Miami, Fla.)

12/27	vs. Louisiana State %	96 73	W
12/28	at Miami %	85 86	L
12/31	Princeton	71 62	W
1/5	Syracuse	87 51	W
1/12	at Westminster	61 51	W
1/15	Geneva	80 60	W
1/19	at Army (OT)	79 73	W
1/25	at Holy Cross	65 77	L
1/27	at Dartmouth	70 53	W
2/2	West Virginia	67 68	L
2/6	Fordham	87 61	W
2/9	Westminster	72 55	W
2/13	at West Virginia	69 68	W
2/16	Bucknell	76 54	W
2/20	at Temple	71 77	L

2/23	Penn State	76	67	W
2/27	at Carnegie Tech	68	60	W
3/2	at Miami (Ohio)	74	64	W

NCAA First Round (Philadelphia, Pa., The Palestra)

3/1	vs. New York Univ.	83	93	L
Totals		1853	1595	

+Steel Bowl (played at the Civic Arena)

1963-64 ■ 17-8

■ First-ever NIT appearance

Coach: Robert Timmons

Date	Opponent	PittOpp.	W/L
11/30	Fairfield	82 62	W
12/6	George Washington +	89 68	W
12/7	Duquesne (OT) +	69 67	W
12/10	at Wisconsin	83 85	L
12/20	Miami (Ohio)	63 77	L

Los Angeles Classic (Los Angeles Arena)

12/26	at Southern California %	82 72	W
12/27	vs. Illinois %	76 83	L
12/28	vs. Michigan %	80 95	L
1/2	Dartmouth	107 63	W
1/11	Penn State	69 60	W
1/14	at Bucknell	75 60	W
1/18	West Virginia	92 76	W

1/22	Kent State	84	63	W
1/25	Army	86	64	W
1/29	Westminster	71	60	W
2/1	Carnegie Tech	108	75	W
2/7	at Syracuse	84	96	L
2/9	at Fordham	78	70	W
2/12	at West Virginia	84	86	L
2/15	Syracuse	69	67	W
2/19	Temple	78	67	W
2/22	at Westminster	92	73	W
2/25	at Carnegie Tech	98	62	W
2/29	at Penn State	63	78	L

National Invitation Tournament (New York, N.Y., Madison Square Garden)

3/14	vs. Drake	82	87	L
Totals		2044	1816	

+Steel Bowl

1964-65 ■ 7-16

Coach: Robert Timmons

Date	Opponent	PittOpp.	W/L
	Carnegie Tech	83 52	W
12/4	Virginia Tech (CA) +	74 69	W
12/5	Miami (CA) +	71 85	L
12/8	Wisconsin	63 80	L
	Bucknell	65 59	W

Quaker City Tournament (Philadelphia, Pa.)


12/26	at Wichita State #	58 109	L
12/28	at Pennsylvania #	59 71	L
1/9	at Syracuse	73 97	L
1/11	at West Virginia	72 86	L
	at Army	63 88	L
	at Penn State	40 59	L
1/26	West Virginia	75 76	L
	at Massachusetts	89 74	W
	at Dartmouth	70 80	L
	at Westminster	75 61	W
	Fordham	53 66	L
	at William & Mary	61 63	L
	at Temple	65 71	L
	at George Washington	79 92	L
	Westminster	101 71	W
	Penn State	72 83	L
	at Carnegie Tech	80 60	W
	at Miami (Ohio)	66 89	L
Totals		1607	1741

+Steel Bowl (played at the Civic Arena)
Quaker City Tournament - Palestra

PITT'S HEAD COACHES

CHARLES "BUZZ" RIDL

1968-75 (7 years) ■ Record: 97-83 (.539)



Accomplishments


Guided the 1973-74 Pittsburgh team to a school-record 25-4 season and 22-consecutive game win streak that stands as the longest in school history...The 1973-74 team became the first Pittsburgh team to advance to the NCAA Tournament's "Sweet Sixteen," just one game short of the Final Four...Pittsburgh appeared in the postseason two times under Ridl...Including his career at Westminster, ranked among the nation's top-20 basketball coaches in overall career winning percentage and wins...Wrote a book, "How to Develop a Deliberate Offense," while assistant coach Fran Webster focused his attention on the "Amoeba Defense."

Prominent Student-Athletes

Billy Knight, Kent Scott, Mickey Martin, Keith Starr, Kirk Bruce, Tom Richards.

Personal

Announced his retirement on April 4, 1975...Became Pittsburgh's head basketball coach in March, 1968...Died in April, 1995...Native of Irwin, Pa....Served in the U.S. Army before returning to Pittsburgh as an assistant coach from 1949-55...Served 12 years as the head coach at Westminster going 216-90 before accepting the Pitt head coach position.



A Pittsburgh area native, Tom Richards led the 1973-74 NCAA team in assists and teamed with Kirk Bruce to give the Panthers a pair of dead-eye shooting guards. Pittsburgh stretched its home win streak to a school-record 27 games when Richards hit a 40-foot heave at the buzzer to defeat Ohio.

1965-66 ■ 5-17

Coach: Robert Timmons

Date	Opponent	PittOpp.	W/L
12/1	Carnegie Tech	54 51	W
12/4	at Kent State	67 79	L
12/10	Miami (Ohio) (CA) +	60 65	L
12/11	George Washington (CA) +	85 59	W
12/22	Cornell	72 81	L
12/27	Pennsylvania	65 75	L
12/28	vs. Columbia %	59 65	L
12/29	at Rochester (OT) %	69 65	W
1/4	at Georgia Tech	77 89	L
1/8	at Virginia Tech	74 100	L
1/12	Westminster	70 69	W
1/15	at Bucknell	57 66	L
1/22	at Penn State	62 66	L
1/25	West Virginia	79 90	L
1/29	St. John's	51 74	L
2/5	at Fordham	60 66	L
2/10	at Carnegie Tech	68 62	W
2/12	Temple	64 71	L
2/14	at West Virginia	63 103	L
2/17	Syracuse	73 83	L
2/23	at Westminster	76 102	L
2/26	Penn State	57 89	L
Totals		1462 1660	

+ Steel Bowl (played at the Civic Arena)
%Kodak Classic (Rochester, N.Y.)

1966-67 ■ 6-19

Coach: Robert Timmons

Date	Opponent	PittOpp.	W/L
12/1	Carnegie Tech	69 58	W
12/3	at Davidson	59 97	L
12/5	William & Mary	68 72	L
12/9	Columbia (CA) +	57 69	L
12/10	Duquesne (CA) +	65 72	L
12/22	Rutgers	68 87	L
N.C. State Tournament (Raleigh, N.C.)			
12/29	at North Carolina State %	52 80	L
12/30	vs. Air Force %	53 52	W
1/5	at Westminster	71 78	L
1/7	at Syracuse	60 70	L
1/11	Lafayette	58 47	W
1/14	at Penn State	44 84	L
1/18	West Virginia	78 102	L
1/21	at St. John's	66 95	L
1/23	Virginia Tech	60 77	L
1/26	Bucknell	63 58	W
2/1	at Cornell	72 110	L
2/4	Fordham	59 68	L
2/6	at West Virginia	62 81	L
2/11	Westminster	83 72	W
2/18	Virginia	70 82	L
2/22	at Temple	49 87	L
2/25	Penn State	73 87	L
3/2	at Carnegie Tech	69 55	W
3/4	Miami (Ohio)	68 82	L
Totals		1596 1922	

+Steel Bowl (played at Civic Arena)

1967-68 ■ 7-15

Coach: Robert Timmons

Date	Opponent	PittOpp.	W/L
12/1	Rutgers	74 100	L
12/8	Massachusetts (CA) +	73 71	W
12/9	Duquesne (CA) +	66 100	L
12/22	Temple	80 63	W
1/4	at William & Mary	65 79	L
1/6	at Miami	84 100	L
1/10	Westminster	72 81	L
1/13	Penn State	43 66	L
1/17	at West Virginia	64 90	L
1/25	Baldwin Wallace	83 76	W
1/27	at Tulane	75 73	W
1/30	at Miami (Ohio)	42 66	L
2/1	at Carnegie Tech	89 46	W
2/3	Fordham	63 88	L
2/6	at Kent State	73 83	L
2/10	at Lafayette	74 70	W
2/13	at Westminster	72 96	L
2/17	at Virginia	60 92	L
2/19	at Syracuse	71 85	L
2/21	at West Virginia	76 87	L
2/24	at Penn State	68 77	L
2/28	Carnegie Tech	85 74	W
Totals		1553 1763	

+ Steel Bowl (played at Civic Arena)

PITT VERSUS NO. 1 RANKED OPPONENTS

Total Games: 15; Record: 2-13.


Date	Opponent	W/L	Pitt	Opp.
1/15/58	West Virginia	L	64	71
12/6/61	Ohio State^	L	79	99
12/30/70	UCLA^	L	64	77
12/22/72	at UCLA	L	73	89
3/16/74	at North Carolina State*	L	72	100
12/28/74	at North Carolina State	L	70	86
1/19/84	Georgetown^	L	53	65
2/15/85	at St. John's	L	63	84
1/3/90	Syracuse^	L	78	80
1/23/96	Massachusetts	L	71	79
12/12/98	Connecticut	L	69	70
1/16/99	at Connecticut	L	58	81
1/31/06	at Connecticut	L	76	80
2/16/09	at Connecticut	W	76	68
3/6/09	Connecticut	W	70	60

*NCAA Tournament Game; ^played at Civic/Mellon Arena

PITT'S HEAD COACHES

TIM GRGURICH

1975-80 (5 years) ■ Record: 69-70 (.496)



Accomplishments

Top season was an 18-11 overall record and a fourth place finish in Eastern 8 competition with a 6-4 slate...Guided Pittsburgh to a NIT berth and 17-12 record in 1979-80...Orchestrated one of the best one-year turnarounds in the history of Pitt basketball going from a 6-21 season in 1975-77 to a 16-11 year in 1977-78...As freshman team coach at Pittsburgh from 1965-71, his teams finished 90-33 including a 13-5 season with only two scholarship players.

Prominent Student-Athletes

Sam Clancy, Larry Harris, Carlton Neverson.

Personal Facts

Pittsburgh native who earned both his master's and bachelors' degrees at Pitt...Coaching in the NBA as an assistant with Portland...Three-year letterwinner at Pittsburgh from 1962-64...Played in 61 career games at Pitt for head coach Robert Timmons...Assistant coach at Pittsburgh from 1965-75 under head coaches Robert Timmons and Charles "Buzz" Ridl...Also has spent time in the NBA as an assistant coach with the Milwaukee Bucks (2001-02), Seattle Supersonics (1991-94 and 1995-97), Portland Trailblazers (1997-01)...Served as head coach at UNLV (1994-95) and as an assistant with the Runnin' Rebels (1979-91) under Jerry Tarkanian...Began coaching career as a graduate assistant at Pitt in 1964.

1968-69 ■ 4-20

Coach: Charles "Buzz" Ridl

Date	Opponent	PittOpp.	W/L
11/30	Rutgers	66 74	L
12/3	William & Mary	68 62	W
12/6	Westminster (CA) +	59 52	W
12/7	Duquesne (CA) +	42 57	L
12/21	at Kent State	48 69	L

Hurricane Classic (Miami, Fla.)

12/27	at Miami %	70 72	L
12/28	vs. Creighton %	64 80	L
1/4	at Syracuse	55 70	L
1/8	Lafayette	41 51	L
1/11	at George Washington	68 92	L
1/15	at Temple	30 53	L
1/18	at Penn State	50 65	L
1/22	Westminster	64 65	L
1/28	West Virginia	90 87	W
1/31	at Louisiana State	79 120	L
2/1	at Tulane	89 110	L
2/5	Carnegie Mellon	77 47	W
2/8	at Bucknell	59 71	L
2/12	at West Virginia	69 89	L
2/15	at Army	47 72	L
2/19	Fordham	44 66	L
2/22	Penn State	49 57	L
2/26	at Westminster	61 82	L
3/1	at Carnegie Mellon	64 68	L
Totals		1453 1731	

+Steel Bowl (played at the Civic Arena)

1969-70 ■ 12-12

Coach: Charles "Buzz" Ridl

Date	Opponent	PittOpp.	W/L
12/1	at Rutgers	79 91	L
12/5	Miami (CA) +	67 85	L
12/6	Marshall (CA) +	87 67	W
12/20	at Wisconsin	71 85	L

Motor City Classic (Detroit, Mich.)

12/26	at Detroit %	60 86	L
12/27	vs. Bowling Green %	54 78	L
1/6	at William & Mary	73 84	L
1/10	George Washington	71 61	W
1/14	West Virginia	66 67	L
1/17	Penn State	61 47	W

1/21	Kent State	63 60	W
1/24	Bucknell	79 53	W
1/28	Westminster	74 71	W
1/31	at St. John's	58 67	L
2/3	Carnegie Mellon	72 56	W
2/6	at Lafayette (OT)	74 80	L
2/9	Georgia Tech	62 92	L
2/11	Temple (CA)	72 101	L
2/13	Syracuse	127 108	W
2/18	at Baldwin Wallace	73 64	W
2/21	at Penn State	48 61	L
2/25	at Westminster	75 56	W
2/28	at Carnegie Mellon	76 55	W
3/3	at West Virginia	92 87	W
Totals		1724 1762	

+ Steel Bowl
CA- played at Civic Arena

1970-71 ■ 14-10

Coach: Charles "Buzz" Ridl

Date	Opponent	PittOpp.	W/L
12/1	Gettysburg	91 63	W
12/5	at Fordham	58 70	L
12/8	Wisconsin	81 76	W
12/19	at Cornell	89 65	W
12/23	Kent State	60 67	L
12/29	Duquesne (CA) +	70 58	W
12/30	UCLA (CA) + (#1)	64 77	L
1/2	Rutgers	87 97	L
1/6	at George Washington	82 76	W
1/9	at Syracuse	69 78	L
1/13	Davidson	82 67	W
1/16	Penn State	75 62	W
1/23	North Carolina State	89 75	W
1/27	at Temple	48 54	L
1/30	at Bucknell	68 54	W
2/3	West Virginia	91 95	L
2/6	Carnegie Mellon	118 84	W
2/10	Westminster	62 41	W
2/17	Lafayette	88 72	W
2/20	at Carnegie Mellon	104 59	W
2/24	Westminster	72 63	W
2/27	at Penn State	65 71	L
3/3	at West Virginia	64 66	L
3/6	at Georgia Tech	61 78	L
Totals		1838 1666	

+ Steel Bowl (played at Civic Arena)
(#1)Opp. ranked No. 1 when game was played



1971-72 ■ 12-12

Coach: Charles "Buzz" Ridl

Date	Opponent	Pitt Opp.	W/L
12/1	at Gettysburg	80 67	W
12/4	North Carolina	75 90	L
12/6	Ohio Wesleyan	103 48	W
12/18	at Wisconsin	63 80	L
12/23	South Carolina	59 69	L
12/29	Navy (CA) +	88 78	W
12/30	Duquesne (CA) +	67 87	L
1/3	George Washington	99 81	W
1/5	at Rutgers	76 92	L
1/8	Westminster	78 59	W
1/10	West Virginia	91 76	W
1/12	at Davidson	91 78	W
1/19	Bucknell	91 67	W
1/22	at North Carolina State	73 80	L
1/26	at Lafayette	78 91	L
1/29	Penn State	62 74	L
2/5	at William & Mary	68 73	L
2/9	Kent State	75 68	W
2/11	Syracuse	109 99	W
2/16	Temple	74 89	L
2/23	at Virginia	74 84	L
2/26	at Penn State	78 70	W
2/29	Youngstown State	82 66	W
3/4	at West Virginia	90 104	L
Totals		1924 1870	

+ - Steel Bowl (played at the Civic Arena)

1972-73 ■ 12-14

Coach: Charles "Buzz" Ridl

Date	Opponent	Pitt Opp.	W/L
11/29	Mt. Union	75 69	W
12/2	at North Carolina	70 99	L
12/4	Rutgers	99 73	W
12/8	Duquesne (CA) +	61 67	L
12/9	Southern Illinois (CA) +	65 63	W
12/16	Wittenberg	54 63	L
12/22	at UCLA (#1)	73 89	L
12/23	at Pepperdine	73 80	L
12/29	Harvard	75 73	W
1/3	Wisconsin	70 72	L
1/6	at Syracuse	66 74	L
1/10	Davidson	73 76	L
1/13	at Bucknell	78 56	W
1/17	at Notre Dame (OT)	76 85	L
1/20	St. Francis	88 65	W
1/24	at Temple	50 71	L
1/27	Penn State	63 53	W
2/3	William & Mary	83 62	W
2/5	West Virginia	77 64	W
2/7	at Kent State	68 74	L
2/10	at George Washington	66 69	L
2/14	North Carolina A&T	79 60	W
2/17	Colgate	76 63	W
2/21	Virginia	66 79	L
2/24	at Penn State	58 49	W
2/27	at West Virginia	58 59	L
Totals		1840 1807	

+Steel Bowl (played at the Civic Arena)
 (#1) Opp. ranked No. 1 when game was played

1973-74 ■ 25-4

- First-ever NCAA Elite Eight appearance
- 5th NCAA Tournament appearance
- 22 consecutive wins sets school-record
- Ranked 16th in final AP poll
- Ranked in final poll for first time in school history

Coach: Charles "Buzz" Ridl

Date	Opponent	Pitt Opp.	W/L
12/1	at West Virginia	78 82	L
12/4	at Rutgers	36 21	W
12/7	Duquesne (CA) +	82 65	W
12/8	Florida State (CA) +	82 60	W
12/10	Cornell	90 55	W
12/15	Howard	98 73	W
12/22	Army	86 56	W

Razorback Classic (Fayetteville, Ark.)

12/28	vs. Connecticut %	83 63	W
12/29	at Arkansas %	91 83	W
1/2	at Virginia	81 70	W
1/5	Bucknell	73 62	W
1/9	vs. Davidson #	90 63	W
1/12	Duke	62 46	W
1/16	George Washington	96 56	W
1/20	Buffalo	101 75	W
1/27	Penn State	83 61	W
1/30	at Westminster	106 71	W
2/2	at William & Mary	68 62	W
2/6	Kent State	83 70	W
2/9	Syracuse	71 56	W
2/14	Cleveland State	106 55	W
2/16	at Youngstown State	91 71	W
2/20	Temple	56 49	W
2/23	at Penn State	64 66	L
2/27	at South Carolina	50 67	L
3/2	West Virginia	83 78	W

NCAA First & Second Rounds (Morgantown, W.Va., West Virginia Coliseum)

3/9	vs. Saint Joseph's	54 42	W
3/14	vs. Furman	81 78	W

NCAA Regional Finals (Raleigh, N.C., Reynolds Coliseum)

3/16	at N.C. State (#1)	72 100	L
Totals		2297 1856	

+Steel Bowl (played at the Civic Arena)
 %Razorback Classic (Fayetteville, Ark.)
 # played in Charlotte, N.C.
 (#1) Opp. ranked No. 1 when game was played

1974-75 ■ 18-11

■ 2nd all-time NIT appearance

Coach: Charles "Buzz" Ridl

Date	Opponent	Pitt Opp.	W/L
11/30	Ohio Northern	53 36	W
12/3	at West Virginia	78 82	L
12/6	Duquesne (CA) +	94 100	L
12/7	Penn State (CA) +	79 88	L
12/14	St. Joseph's	72 60	W
12/18	Marquette	65 58	W
12/21	St. Francis	72 65	W
12/27	vs. Duke %	75 89	L
12/28	at North Carolina State (#1)	70 86	L
1/4	at Syracuse	68 77	L
1/8	Youngstown State	88 62	W
1/11	at Bucknell	66 72	L
1/13	Notre Dame (CA)	84 77	W
1/18	Penn State	84 56	W
1/22	Rollins	96 65	W
1/25	Rutgers (OT)	82 79	W
1/29	at Temple	70 61	W
2/1	William & Mary	70 60	W
2/5	at South Carolina	62 64	L
2/12	West Virginia	83 77	W
2/15	Virginia	71 70	W
2/19	Niagara	80 65	W
2/22	at Penn State	76 69	W
2/26	at Kent State	68 69	L
3/1	at Buffalo	107 78	W

ECAC Tournament (Morgantown, W.Va., WVU Coliseum)

3/7	at West Virginia	73 75	L
3/8	vs. George Washington	89 64	W

National Invitation Tournament (New York, N.Y., Madison Square Garden)

3/15	vs. Southern Illinois	70 65	W
3/18	vs. Providence	80 101	L
Totals		2238 2070	

+ Steel Bowl
 CA-played at Civic Arena
 %played at Raleigh, N.C.
 (#1) Opp. ranked No. 1 when game was played

1975-76 ■ 12-15

Coach: Tim Grgurich

Date	Opponent	Pitt Opp.	W/L
11/29	West Virginia Wesleyan	70 61	W
12/2	at Niagara	69 78	L
12/5	Duquesne (CA) +	74 75	L
12/6	Syracuse (CA) +	80 90	L
12/13	Ohio	72 71	W

Big Sun Invitational (St. Petersburg, Fla.)

12/19	vs. Alabama %	53 62	L
12/19	at South Florida %	63 70	L
12/23	Evansville	61 62	L
12/30	at Cleveland State	56 60	L
1/3	Buffalo	83 65	W
1/7	West Virginia	70 61	W
1/10	at George Washington(30T)	73 74	L
1/12	Notre Dame (CA)	66 77	L
1/17	at Marquette	62 73	L
1/21	at Virginia	68 75	L
1/24	Temple	80 63	W
1/27	at Rutgers	71 102	L

Pennsylvania Classic (Pittsburgh, Pa.)

1/30	Pennsylvania (CA) #	67 60	W
1/31	Penn State (CA) #	71 52	W
2/4	at Cincinnati	77 89	L
2/7	Syracuse	71 67	W
2/11	at West Virginia	72 85	L
2/14	South Carolina	72 79	L
2/18	Buffalo State	99 51	W
2/21	at Penn State	65 61	W
2/23	Indiana (Pa.)	76 61	W
3/2	at St. Francis	74 69	W
Totals		1915 1893	

CA-played at Civic Arena
 +Steel Bowl

1976-77 ■ 6-21

1-9 ECBL (4th place- West Div.)

Coach: Tim Grgurich

Date	Opponent	Pitt Opp.	W/L
11/27	West Virginia Wesleyan	79 77	W
12/1	at Ohio	62 72	L
12/4	Virginia	61 62	L

Golden Triangle Classic (Pittsburgh, Pa.)

12/10	Southern Illinois (CA)%	67 72	L
12/11	\$Duquesne (CA)%	78 79	L

PITT'S HEAD COACHES

DR. ROY CHIPMAN

1980-86 (6 years) ■ Record: 102-76 (.573)

Accomplishments

Guided Pittsburgh into its first season of Big East Conference competition in 1982-83...Pittsburgh made five postseason appearances in six seasons as head coach (1980-86) including NCAA Tournament berths in 1981, 1982 and 1985 and NIT berths in 1984 and 1986...Won back-to-back Eastern Eight Tournament titles (1981 and 1982), the final two seasons before entering the Big East...Posted Pittsburgh's first 20-win year (1981-82) in nine seasons...With increased notoriety and television coverage from the Big East Conference, recruited and signed blue chip players such as Curtis Aiken, Charles Smith, Demetreus Gore and Jerome Lane.

Prominent Student-Athletes

Clyde Vaughan, Curtis Aiken, Charles Smith.

Personal Facts

Arrived at Pittsburgh in the spring of 1980...Resigned in December, 1985...Lost a battle with cancer in August, 1997 at the age of 58...Native of Freeport, Maine...Coached two seasons at Lafayette before arriving at Pittsburgh.



12/18	St. Francis	84 71	W
12/21	at Youngstown State	73 78	L
12/23	\$Rutgers	77 81	L

Lobo Classic (Albuquerque, N.M.)

12/29	vs. Southern California #	67 76	L
12/30	vs. Iowa #	80 103	L
1/3	\$West Virginia	91 100	L
1/8	at \$George Washington	79 94	L
1/12	Cleveland State	89 75	W
1/15	at \$Villanova	64 85	L
1/22	at Syracuse	74 96	L
1/26	at Notre Dame	68 88	L
1/29	at \$Penn State	60 74	L
2/2	Cincinnati	65 64	W
2/6	\$Massachusetts	71 75	L
2/9	at \$West Virginia	69 90	L
2/12	\$Duquesne (OT)	63 66	L
2/15	at Maryland	75 88	L
2/19	\$Penn State	77 79	L
2/21	at Indiana (Pa.)	76 59	W
2/23	at Temple	48 78	L
2/27	at \$Duquesne (CA)	64 56	W

ECBL Tournament

(Philadelphia, Pa., The Palestra)			
3/2	vs. West Virginia	54 66	L
Totals		1951 2104	

\$ECBL Conference games
 CA-played at Civic Arena

EASTERN 8 ERA BEGINS

1977-78 ■ 16-11

5-5 Eastern 8 (T-3rd place)

■ First season in Eastern 8 Conference play

Coach: Tim Grgurich

Date	Opponent	Pitt Opp.	W/L
11/26	Morris Harvey	72 76	L
11/30	West Virginia Wesleyan	80 56	W
12/3	Kent State	65 47	W
12/6	at Evansville	83 90	L
12/10	at St. Francis	72 71	W
12/22	Wheeling	82 54	W

San Diego, Calif.

12/29	vs. Purdue %	80 91	L
12/30	vs. Fordham %	80 76	W
1/4	\$West Virginia	71 66	W



1/8	\$George Washington	71	73	L	1/10	Cincinnati (OT)	75	78	L
1/11	Temple (2OT)	74	81	L	1/13	at \$George Washington	83	94	L
1/14	Syracuse	86	81	W	1/17	Cleveland State	77	51	W
1/18	Robert Morris	99	66	W	1/20	at \$West Virginia	92	93	L
1/23	at Cincinnati	80	87	L	1/22	at Iona (OT) ^	79	84	L
1/25	at Cleveland State	82	74	W	1/25	Mercyhurst	91	85	W
1/28	at \$Penn State	82	65	W	1/27	\$Penn State	50	44	W
2/2	Canisius	82	66	W	2/1	at \$Duquesne (CA)	89	83	W
2/5	at \$Duquesne (CA)	66	88	L	2/3	\$West Virginia	72	57	W
2/8	at \$West Virginia	87	76	W	2/5	Hawaii	71	52	W
2/11	Maryland (CA) (OT)	89	86	W	2/7	St. Francis	65	57	W
2/16	\$Penn State (OT)	68	75	L	2/10	at Duke	71	69	W
2/18	\$Villanova	97	81	W	2/14	at \$Penn State	54	45	W
2/22	\$Duquesne	72	65	W	2/17	\$Duquesne	60	54	W
2/25	at \$Rutgers	68	87	L	2/20	at \$Villanova	73	75	L
2/27	at \$Massachusetts	68	71	L	2/23	\$Rutgers	68	76	L

Eastern 8 Tournament
(Pittsburgh, Pa., Civic Arena)

3/2	vs. Geo. Washington (CA)	85	83	W
3/3	vs. Villanova (CA)	70	72	L
Totals		1973	2101	

\$Eastern 8 Conference Games
% played at San Diego, Calif.
CA-played at Civic Arena

1978-79 ■ 18-11

6-4 Eastern 8 (4th place)

■ Eastern 8 Tournament runner-up

Coach: Tim Grgurich

Date	Opponent	Pitt Opp.	W/L
11/29	vs. Rio Grande %	107	82 W
12/2	\$Massachusetts	70	54 W
12/5	Evansville	88	69 W
12/9	Robert Morris	100	68 W
12/16	Indiana (Pa.)	92	64 W
12/20	at Canisius	83	87 L

Gator Bowl Classic (Jacksonville, Fla.)

12/26	at Jacksonville !	72	74	L
12/27	vs. Massachusetts !	87	68	W
1/3	at Temple	57	62	L
1/6	at Syracuse	74	100	L

Eastern 8 Tournament

2/27	vs. George Washington	85	80	W
3/1	vs. Villanova (CA)	77	64	W
3/3	vs. Rutgers (CA-Final)	57	61	L
Totals		2219	2030	

\$Eastern 8 Conference Games
% played at Wheeling, W.Va.
^ played at Nassau Coliseum

1979-80 ■ 17-12

5-5 Eastern 8 (T-4th place)

■ 3rd all-time NIT appearance

Coach: Tim Grgurich

Date	Opponent	Pitt Opp.	W/L
12/1	Bucknell	83	65 W
12/5	Robert Morris	77	50 W
12/8	at \$Massachusetts	63	45 W
12/15	\$St. Bonaventure	72	70 W
12/19	at Cincinnati	60	61 L
12/22	Syracuse	66	73 L

Connecticut Tournament (Storrs, Conn.)

12/28	vs. Cal State-Fullerton %	80	69	W
12/29	at Connecticut %	77	72	W
1/2	Temple	62	55	W
1/5	Penn State	54	50	W



Pittsburgh's radio announcers Bill Hillgrove (center) and Dick Groat (right), along with statistician Al Goppman (left) enjoy a light moment at the Rainbow Classic in 1986.

1/9	\$George Washington	82	61	W	1/27	Maryland (CA) (OT)	66	69	L
1/12	at Maryland	88	95	L	1/31	at \$West Virginia	63	76	L
1/16	\$Duquesne	55	53	W	2/4	\$Duquesne	60	53	W
1/19	at Evansville	78	70	W	2/7	Cleveland State	73	70	W
1/21	Iona	75	63	W	2/11	Penn State	70	63	W
1/23	at Cleveland State	66	69	L	2/15	at \$Duquesne (CA)	64	66	L
1/26	Duke	69	78	L	2/18	\$George Washington	89	77	W
1/28	at St. Francis	56	51	W	2/21	\$West Virginia	81	64	W
1/30	Westminster	75	44	W	2/24	at \$Massachusetts	101	61	W
2/2/	at \$West Virginia	66	68	L	2/28	at \$Rutgers	60	61	L
2/4	Eastern Kentucky	80	78	W	Eastern 8 Tournament				
2/10	at \$Duquesne (CA)	66	67	L	(Pittsburgh, Pa., Civic Arena)				
2/13	at Penn State	53	66	L	3/3	Rutgers	67	62	W
2/16	\$West Virginia	66	67	L	3/6	vs. Rhode Island	74	45	W
2/20	\$Villanova	62	53	W	3/7	vs. Duquesne (Final)	64	60	W
2/23	at \$Rutgers	76	83	L	NCAA First & Second Rounds				
					(El Paso, Texas, Haskins Center)				
					3/13	vs. Idaho	70	69	W
					3/15	vs. North Carolina	57	74	L
					Totals		2228	2044	

Date	Opponent	Pitt Opp.	W/L
2/26	George Washington (E8)	77	68 W
2/29	vs. Villanova	59	72 L
National Invitation Tournament			
3/6	at Duquesne (CA)	63	65 L
Totals		2003	1881

\$Eastern Eight Conference Games
%Connecticut Tournament (Storrs, Conn.)
CA-played at Civic Arena

1980-81 ■ 19-12

8-5 Eastern 8 (4th place)

■ Eastern 8 Tournament Champions
■ 6th NCAA Tournament appearance (No. 10 seed)

Coach: Dr. Roy Chipman

Date	Opponent	Pitt Opp.	W/L
11/29	St. Francis	91	70 W
12/2	at St. Bonaventure	84	68 W
Show Me Invitational (Columbia, Mo.)			
12/5	vs. Lamar%	65	67 L
12/6	vs. West Texas State%	73	92 L
12/8	Indiana (Pa.)	79	70 W
12/13	Alabama-Birmingham	58	70 L

Date	Opponent	Pitt Opp.	W/L
12/19	at Virginia Tech ^	70	72 L
12/20	vs. James Madison ^	69	77 L
12/23	\$Massachusetts	85	65 W
12/30	Robert Morris	71	63 W
1/3	\$St. Bonaventure	65	61 W
1/10	\$Rutgers	59	69 L
1/12	at Eastern Kentucky	80	56 W
1/17	Delaware State	86	48 W
1/20	at \$Rhode Island	60	62 L
1/24	at \$George Washington	74	55 W

1981-82 ■ 20-10


8-6 Eastern Eight (3rd place)

■ Eastern 8 Tournament Champions
■ 7th NCAA Tournament appearance (No. 10 seed)
■ Second straight Eastern 8 title and title game appearance

Coach: Dr. Roy Chipman

Date	Opponent	Pitt Opp.	W/L
11/28	at Alabama-Birmingham	62	78 L
12/2	Davis & Elkins	58	56 W
12/5	St. Francis	94	77 W
12/9	Eastern Michigan	84	78 W
12/19	Robert Morris	88	76 W
12/21	Utica	64	47 W

Date	Opponent	Pitt Opp.	W/L
12/26	at Oregon State %	58	88 L
12/28	vs. Iowa State %	81	65 W
12/29	vs. Tennessee %	55	54 W
1/4	at Temple	60	59 W
1/9	\$Rutgers	65	75 L
1/11	at \$George Washington	74	79 L
1/14	\$Duquesne	62	72 L
1/16	at Penn State (2OT)	46	52 L
1/20	\$St. Bonaventure	86	56 W
1/23	at \$Rutgers	48	46 W



An athletic performer, New York City's Carlton Neverson concluded a brilliant career with 1,057 points at Pittsburgh. As a junior, Neverson led Pittsburgh in steals, free throw percentage and field goal percentage.



1/26	Morgan State	80	67	W
1/29	\$West Virginia	45	48	L
2/4	at \$Rhode Island	66	63	W
2/6	at \$Massachusetts	60	58	W
2/11	at \$St. Bonaventure	57	61	L
2/14	at \$Duquesne (CA)	69	68	W
2/18	\$Rhode Island	81	67	W
2/20	\$Massachusetts	74	60	W
2/24	at \$West Virginia	77	82	L
2/27	\$George Washington	79	77	W

**Eastern 8 Tournament
(Pittsburgh, Pa., Civic Arena)**

3/2	vs. Duquesne (FFH)	66	64	W
3/5	vs. Rutgers	60	47	W
3/6	vs. West Virginia (Final)	79	72	W

**NCAA First & Second Rounds
(Pullman, Wash.)**

3/12	vs. Pepperdine	88	99	L
Totals		2066	1991	

*\$Eastern 8 Conference Games
%Far West Classic (Portland, Ore.)
CA-played at Civic Arena*

**BIG EAST
ERA BEGINS**

1982-83 ■ 13-15

6-10 Big East (6th place)

■ First season in Big East Conference play

Coach: Dr. Roy Chipman

Date	Opponent	Pitt Opp.	W/L
11/27	Westminster	80 67	W
11/30	at Duquesne (CA)	62 53	W

Ama Hawkeye Classic (Iowa City, Iowa)

12/3	vs. Hawaii %	67	70	L
12/4	vs. Navy %	65	73	L
12/7	at Eastern Michigan	62	67	L
12/11	Robert Morris	95	80	W
12/18	St. Francis	67	57	W
12/22	at Florida State	75	74	W
12/27	at *Syracuse	66	87	L
1/4	*Connecticut	67	71	L
1/8	Lafayette	65	52	W
1/12	*Villanova	48	66	L
1/15	West Virginia	81	67	W
1/19	at *Georgetown	54	62	L
1/22	*Seton Hall	78	68	W
1/25	at *Boston College	63	68	L
1/29	*Providence (2OT)	59	55	W
2/1	*St. John's	72	71	W
2/5	at *Connecticut (OT)	72	71	W
2/7	*Syracuse	85	74	W

2/11	at *Villanova	65	78	L
2/16	Notre Dame (CA)	54	60	L
2/19	*Georgetown	65	63	W
2/22	at *Seton Hall	68	74	L
2/26	*Boston College	52	70	L
2/28	at *Providence	69	72	L
3/5	at *St. John's	73	91	L

**Big East Championship
(New York, N.Y., Madison Square Garden)**

3/10	vs. St. John's	53	64	L
Totals		1882	1925	

**Big East Games
CA-played at Civic Arena*

1983-84 ■ 18-13

6-10 Big East (6th place)

■ 4th all-time NIT appearance

Coach: Dr. Roy Chipman

Date	Opponent	Pitt Opp.	W/L
11/26	Westminster	86 56	W
11/30	at Lafayette	70 55	W
12/3	Indiana (Pa.)	86 54	W
12/5	at St. Francis	94 80	W
12/10	Robert Morris	77 65	W
12/17	at West Virginia	53 56	L
12/20	Florida State	102 89	W

Golden Triangle Classic (Pittsburgh, Pa.)

12/27	at Duquesne (CA) +	64	59	W
12/28	vs. Illinois State (CA) +	59	54	W
1/4	at *Boston College	77	81	L
1/7	*Connecticut	58	79	L
1/9	at *Villanova	61	74	L
1/14	Duquesne	75	69	W
1/16	*St. John's (OT)	63	61	W
1/21	at *Seton Hall	71	59	W
1/25	*Syracuse	58	64	L
1/28	*Georgetown	52	63	L
2/1	at *Providence	66	78	L
2/4	*Boston College	59	72	L
2/6	at *Connecticut	75	71	W
2/11	*Villanova	47	45	W
2/15	at Notre Dame	67	59	W
2/18	at *St. John's	62	65	L
2/22	*Seton Hall	71	62	W
2/25	at *Syracuse	65	66	L
2/29	at *Georgetown	52	71	L
3/3	*Providence	61	60	W

**Big East Championship
(New York, N.Y., Madison Square Garden)**

3/8	vs. Villanova	65	75	L
-----	---------------	----	----	---

PITT'S HEAD COACHES

PAUL EVANS



1986-94 (8 years) ■ Record: 147-98 (.600)

Accomplishments

Guided Pittsburgh to five NCAA Tournament berths, the most of any coach in school history...Also led Pittsburgh to three 20-win seasons and two Big East Championships (1986-87 and 1987-88)...Guided Pittsburgh to the Big East title, tied school record for victories (25-8) and advanced to the NCAA Tournament in his first season as head coach in 1986-87...Led Panthers to 24-7 record and outright Big East title in his second season (1987-88)...His 147 wins rank third among Pittsburgh coaches...Led Pittsburgh back into the national rankings (1986-87) after a 12-year hiatus...Signed one of college basketball's all-time top-25 recruiting classes (1987 class)...The recruiting class was widely recognized as the nation's best in 1987.

Prominent Student-Athletes

Charles Smith, Jerome Lane, Demetreus Gore, Sean Miller, Jason Matthews, Brian Shorter, Darelle Porter, Darren Morningstar, Jerry McCullough, Eric Mobley, Chris McNeal, Rod Brookin, Jason Maile, Chad Varga.

Personal

Arrived at Pittsburgh during the spring of 1986 after a highly successful tenure at Navy...Earned bachelor's degree in 1967 from Ithaca College...Prior to Pittsburgh, coached Navy to three consecutive 20-plus win seasons including a 30-5 record in 1985-86...His Navy teams featured David Robinson...Arcade, N.Y. native...Named Pittsburgh head coach on March 26, 1986.

National Invitation Tournament

3/16	at LaSalle#	95	91	W
3/18	vs. Florida State!	66	63	W
3/23	Notre Dame!	64	72	L
Totals		2100	2006	

**Big East Games
CA-played at Civic Arena
NIT# - NIT, Philadelphia, Pa., Palestra; NIT! - NIT, Greensboro, N.C.*

1984-85 ■ 17-12

8-8 Big East (5th place)

■ 8th NCAA Tournament appearance (No. 12 seed)

Coach: Dr. Roy Chipman

Date	Opponent	Pitt Opp.	W/L
11/26	St. Francis	104 88	W
12/1	Xavier	58 61	L
12/3	Lafayette	80 66	W
12/8	Robert Morris	82 62	W
12/10	Indiana (Pa.)	89 64	W
12/15	West Virginia	84 65	W
12/21	vs. Florida State %	76 83	L
12/29	Robert Morris	66 48	W
12/30	Tulane	69 54	W
1/2	Westminster	84 50	W
1/5	*Providence	73 62	W
1/12	at *Connecticut	74 76	L
1/14	*St. John's	56 87	L
1/19	*Georgetown (CA) (#1)	53 65	L
1/21	at *Boston College	61 55	W
1/26	*Syracuse	75 80	L
1/29	*Villanova	63 70	L
2/2	at *Seton Hall	64 62	W
2/4	at Duquesne (CA)	77 61	W
2/6	at *Providence	68 55	W
2/9	*Seton Hall	80 68	W
2/13	*Connecticut	78 71	W
2/15	at *St. John's (#1)	63 84	L
2/19	at *Georgetown	46 70	L
2/23	at *Boston College	58 55	W
2/26	at *Syracuse	72 80	L
3/2	*Villanova	85 62	W

Big East Championship

3/7	vs. Villanova	61	69	L
-----	---------------	----	----	---

**NCAA First & Second Rounds
(Tulsa, Okla., Mabee Center)**

3/14	vs. Louisiana Tech	54	78	L
Totals		2051	1953	

*%played in Orlando, Fla.
*Big East Games
CA-played at Civic Arena
#1-Opp. ranked No. 1 when game was played*

1985-86 ■ 15-14

6-10 Big East (6th place)

■ 5th all-time NIT appearance

Coach: Dr. Roy Chipman

Date	Opponent	Pitt Opp.	W/L
11/22	Westminster	88 56	W
11/27	St. Francis	107 72	W
11/30	Indiana (Pa.)	94 45	W
12/4	at Lafayette	95 64	W
12/7	at Xavier	73 83	L
12/10	Robert Morris	94 62	W
12/14	at West Virginia	63 74	L
12/21	Florida State	88 75	W

Date	Opponent	Pitt Opp.	W/L
12/27	vs. Texas A&M%	79 62	W
12/28	vs. Southwestern Louisiana	77 52	W
1/2	*Georgetown (CA)	80 76	W
1/4	at *St. John's	75 78	L
1/7	at *Seton Hall	81 66	W
1/11	at *Syracuse	68 78	W
1/14	*Providence	71 70	W
1/18	at *Villanova	70 74	L
1/20	Duquesne	95 76	W
1/22	*Boston College	64 62	W
1/25	*St. John's	67 68	L
1/29	*Seton Hall	73 85	L
2/7	*Villanova	85 71	W
2/11	at *Connecticut	73 77	L
2/17	*Syracuse	62 69	L
2/19	at *Providence	67 76	L



Pittsburgh's success in the late 1980s, along with head coach Paul Evans' efforts resulted in one of the best freshman classes ever assembled. From left are Bobby Martin, Sean Miller, Jason Matthews and Darelle Porter. Not pictured is Brian Shorter. The class was ranked among college basketball's all-time top-25 recruiting classes by FOXsports.com.



2/22	at *Boston College	68	71	L
2/24	*Connecticut	79	51	W
3/1	at *Georgetown	62	93	L

Big East Championship
(New York, N.Y., Madison Square Garden)

3/5	vs. Georgetown (OT)	56	57	L
-----	---------------------	----	----	---

National Invitation Tournament
at Southwest Missouri State 52 59
Totals 2206 2002

*Big East Games
CA- played at Civic Arena

1986-87 ■ 25-8

12-4 Big East (T-1st place)

- co-Big East regular season champions
- 9th NCAA Tournament appearance (No. 3 seed)
- Tied school-record for victories (25)
- Ranked 12th in final AP poll

Coach: Paul Evans

Date	Opponent	Pitt Opp.	W/L
11/29	Indiana (Pa.)	108 49	W
12/3	at St. Francis	108 69	W
12/6	Illinois	97 99	L
12/8	Xavier	99 76	W
12/13	West Virginia	78 57	W
12/20	Robert Morris	77 60	W
12/23	at Brigham Young	73 93	L

Rainbow Classic (Honolulu, Hawaii)

12/28	vs. Kansas %	79 76	W
12/29	vs. Arkansas %	114 83	W
12/30	vs. Wisconsin %	98 82	W
1/3	*Providence	76 67	W
1/5	Akron	67 65	W
1/10	*Georgetown (CA)	70 82	L
1/12	at Duquesne (CA)	102 77	W
1/14	at *Seton Hall	87 85	W
1/17	Chicago State	112 70	W
1/19	*St. John's	62 63	L
1/24	at *Boston College	80 62	W
1/26	at *Syracuse	84 70	W
1/28	*Seton Hall	95 81	W
1/31	*Connecticut	73 52	W
2/4	at *Villanova	58 57	W
2/7	at *Providence	87 81	W
2/9	*Syracuse (CA)	63 61	W
2/14	*Boston College (2OT)	72 67	W
2/18	at *Georgetown	52 65	L
2/21	at *Connecticut	76 66	W
2/23	*Villanova	94 83	W
2/28	at *St. John's	74 76	L

Big East Championship
(New York, N.Y., Madison Square Garden)

3/6	vs. Seton Hall	96 88	W
3/7	vs. Syracuse	85 99	L

NCAA First & Second Rounds
(Tucson, Ariz., McKale Center)

3/13	vs. Marist	93 68	W
3/15	vs. Oklahoma	93 96	L
Totals		2782 2425	

*Big East Games
CA-played at Civic Arena

1987-88 ■ 24-7

12-4 Big East (1st place)

- Big East regular season champions
- 10th all-time NCAA Tournament appearance (No. 2 seed)
- Ranked 8th in final AP poll
- Ranked in top-25 all season long

Coach: Paul Evans

Date	Opponent	Pitt Opp.	W/L
11/28	Robert Morris	96 70	W
12/2	St. Francis	88 70	W
12/7	Chicago State	89 63	W
12/12	at West Virginia	70 64	W
12/21	at Akron	67 63	W
12/26	at Jacksonville	81 67	W

Citrus Bowl Tournament (Orlando, Fla.)

12/28	vs. Florida State %	72 71	W
12/29	vs. Alabama %	87 51	W
1/2	Florida	80 68	W
1/6	at *Georgetown	57 62	L
1/9	*St. John's	81 70	W
1/11	Duquesne	85 58	W
1/13	*Connecticut	61 58	W
1/16	*Villanova	85 73	W
1/23	at Oklahoma	83 86	L
1/25	*Providence	90 56	W
1/30	at *Boston College	73 67	W
2/3	at *St. John's	88 71	W
2/10	*Syracuse (CA)	75 84	L
2/13	at *Villanova	87 75	W
2/16	at *Providence	87 86	W
2/20	*Georgetown (CA)	70 65	W
2/22	at *Seton Hall	72 89	L
2/27	at *Connecticut	74 69	W
2/29	*Boston College	87 79	W
3/2	*Seton Hall	79 83	L
3/6	at *Syracuse	85 84	W

Big East Championship
(New York, N.Y., Madison Square Garden)

3/11	vs. Connecticut	75 58	W
3/12	vs. Villanova	69 72	L

NCAA First & Second Rounds
(Lincoln, Neb., Bob Devaney Sports Center)

3/18	vs. Eastern Michigan	108 90	W
3/20	vs. Vanderbilt	74 80	L
Totals		2475 2202	

*Big East Games
CA- played at Civic Arena

1988-89 ■ 17-13

9-7 Big East (4th place)

- 11th all-time NCAA Tournament appearance (No. 8 seed)

Coach: Paul Evans


Date	Opponent	Pitt Opp.	W/L
11/26	Oklahoma State	93 75	W
11/28	Siena	79 80	W
11/30	Robert Morris	75 62	L
12/6	Jacksonville	81 74	W
12/10	West Virginia (OT)	81 84	L
12/17	Toledo	96 83	W
12/19	at Duquesne	76 80	L
12/22	at Florida	90 87	W

Fiesta Bowl Classic (Tempe, Ariz.)

12/28	vs. Northwestern %	90 76	W
12/30	vs. Arizona%	62 88	L
1/4	at *Syracuse	81 76	W
1/7	*Boston College	83 95	L
1/11	at *Georgetown	57 76	L
1/15	Oklahoma (CA)	99 91	W
1/17	at *Boston College	73 64	W
1/21	*Providence	81 96	L
1/25	at *Seton Hall	82 79	W
1/28	at *Villanova	78 79	L
1/30	at *St. John's (OT)	85 81	W
2/4	*Syracuse (CA)	80 103	L
2/7	at *Providence	78 88	L
2/11	*Georgetown (CA)	79 74	W
2/14	*St. John's	87 77	W
2/18	*Seton Hall	82 76	W
2/20	*Villanova	73 72	W
2/25	at *Connecticut	62 64	L
3/4	*Connecticut	88 80	W

Big East Championship
(New York, N.Y., Madison Square Garden)

3/10	vs. Villanova	71 66	W
------	---------------	-------	---



At six-feet-11 inches tall, Eric Mobley was an imposing presence in the middle for Pittsburgh. Mobley, along with guard Jerry McCullough and forward Orlando Antigua, gave the Panthers a New York City influence in the mid-1990s. Mobley played three years at Pittsburgh before declaring for the NBA Draft in 1994. He was drafted by the Milwaukee Bucks in the 1994 NBA Draft's first round.

3/11	vs. Georgetown	62 85	L
------	----------------	-------	---

NCAA First & Second Rounds
(Indianapolis, Ind., Hoosier Dome)

3/16	vs. Ball State	64 68	L
Totals		2368 2379	

*Big East Games
CA- Civic Arena Games

1989-90 ■ 12-17

5-11 Big East (8th place)

Coach: Paul Evans

Date	Opponent	Pitt Opp.	W/L
11/28	Siena	101 89	W

Tournament of Champions (Charlotte, N.C.)

12/1	vs. Oklahoma State %	102 90	W
12/2	vs. North Carolina State %	87 100	L
12/4	vs. Georgia Tech +	92 111	L
12/9	at West Virginia (2OT)	93 97	L
12/16	Robert Morris	88 71	W
12/18	Duquesne	92 87	W
12/23	Toledo	68 74	L

Kuppenheimer Classic (Atlanta, Ga.)

12/27	vs. Oklahoma State#	92 81	W
12/28	vs. Georgia Tech#	92 111	L
1/3	*Syracuse (CA) (#1)	78 80	L

1/6	at *Connecticut	61 79	L
1/8	*Georgetown (CA)	71 87	L
1/13	at *St. John's (MSG)	70 71	L
1/20	*Seton Hall	65 63	W
1/23	at *Syracuse	74 83	L
1/27	Arizona (CA)	100 92	W
1/31	*Boston College	110 80	W
2/3	*Villanova	94 82	W
2/7	at *Georgetown	81 97	L
2/11	*Providence	117 102	W
2/13	*Connecticut	77 80	L
2/17	at *Villanova	68 71	L
2/20	at *Seton Hall	81 86	L
2/24	at *Boston College	81 73	W
2/26	*St. John's (CA)	75 76	L
3/3	at *Providence	74 85	L

Big East Tournament
(New York, N.Y., Madison Square Garden)

3/8	vs. Boston College	88 70	W
3/9	vs. Syracuse	55 58	L
Totals		2427 2408	

+ACC/Big East Challenge (Charlotte, N.C.)
#Kuppenheimer Classic (Atlanta, Ga. - Omni)
*Big East Games
CA-played at Civic Arena
(#1)Opp. ranked No. 1 when game was played



1990-91 ■ 21-12

9-7 Big East (T-3rd place)

■ 12th all-time NCAA Tournament appearance (No. 6 seed)

Coach: Paul Evans

Date	Opponent	Pitt Opp.	W/L
11/23	Northwest Missouri State	84 50	W
11/26	at Cornell	88 64	W
11/28	at Siena	82 80	W
12/1	at St. Francis	91 85	W
12/3	vs. Virginia %	80 84	L
12/6	Marshall	105 75	W
12/8	West Virginia	96 87	W
12/15	Robert Morris	98 74	W
12/19	Duquesne (CA)	84 65	W
12/22	Toledo	88 68	W

Rainbow Classic (Honolulu, Hawaii)

12/28	vs. Alaska-Anchorage #	93 69	W
12/29	vs. Stetson #	84 69	W
12/30	at Hawaii #	82 84	L
1/2	*Villanova (CA)	86 76	W
1/5	at *Connecticut	76 81	L
1/7	*Syracuse (CA)	93 79	W
1/12	*Providence	101 82	W
1/19	at *St. John's	71 73	L
1/23	at *Providence	92 79	W
1/27	*Georgetown (CA)	78 83	L
1/30	at *Villanova	72 75	L
2/2	at UCLA	85 112	L
2/4	*Seton Hall	86 80	W
2/9	*Boston College	82 74	W
2/12	at *Seton Hall	73 83	L
2/16	*St. John's	94 83	W
2/20	at *Georgetown	78 65	W
2/24	at *Syracuse	66 89	L
2/26/	at *Boston College	88 76	W
3/2	*Connecticut	68 78	L

Big East Championship

(New York, N.Y., Madison Square Garden)

3/8	vs. Seton Hall	69 70	L
-----	----------------	-------	---

NCAA First & Second Rounds (Louisville, Ky., Freedom Hall)

3/14	vs. Georgia (OT)	76 68	W
3/16	vs. Kansas	66 77	L
Totals		2758 2537	

%ACC/Big East Challenge (Richmond, Va.)

*Big East Games

CA- played at Civic Arena

1991-92 ■ 18-16

9-9 Big East (7th place)

■ 6th all-time NIT appearance

Coach: Paul Evans

Date	Opponent	Pitt Opp.	W/L
Preseason NIT			
11/20	Manhattan %	72 61	W
11/22	at Kentucky %	85 67	W
11/27	vs. Oklahoma State+	63 74	L
11/29	vs. Texas+	91 87	W
12/2	vs. North Carolina State#	77 78	L
12/4	St. Francis	84 68	W
12/14	at West Virginia	85 86	L
12/19	at Marshall	89 65	W
12/23	Cornell	86 47	W

USF Sugar Bowl Classic (New Orleans, La.)

12/27	vs. Mississippi&	67 65	W
12/28	vs. New Orleans& (OT)	77 78	L
1/2	*Seton Hall	77 68	W
1/6	Duquesne (CA)	93 69	W
1/8	*Syracuse (CA)	83 74	W
1/11	*Providence	83 72	W
1/14	at *Connecticut	77 87	L
1/18	at *Syracuse	79 83	L
1/22	*Georgetown (CA)	59 63	L
1/25	at Arizona	76 96	L
1/29	*Miami	82 52	W
2/1	at *Providence	85 81	W
2/4	at *Miami	77 55	W
2/8	at *Boston College	59 79	L
2/10	*Villanova	77 68	W
2/15	*St. John's	74 84	L
2/17	at *Seton Hall	63 82	L
2/22	at *St. John's	65 71	L
2/25	*Connecticut	86 77	W
2/29	at *Villanova	61 78	L
3/3	*Boston College	90 66	W
3/7	at *Georgetown	57 67	L

Big East Championship (New York, N.Y., Madison Square Garden)

3/12	vs. Miami	71 83	L
------	-----------	-------	---

National Invitation Tournament

3/18	at Penn State	67 65	W
3/23	Florida	74 77	L
Totals		2591 2473	

%-Preseason NIT; +Preseason NIT (at New York City, Madison Square Garden)

#ACC/Big East Challenge (Hartford, Conn.)

* - USF&G Sugar Bowl Classic (Super Dome)

*Big East Games

CA- played at Civic Arena

1992-93 ■ 17-11

9-9 Big East (6th place)

■ 13th all-time NCAA Tournament appearance (No. 9 seed)

Coach: Paul Evans

Date	Opponent	Pitt Opp.	W/L
12/2	St. Francis	89 75	W
12/5	Marshall	95 81	W
12/9	at *Georgetown	66 80	L
12/12	West Virginia	82 78	W
12/19	at Duquesne (CA)	102 91	W
12/21	Cornell	80 72	W
12/23	Robert Morris	87 63	W
12/28	UCLA (CA)	91 79	W

PITT'S HEAD COACHES

RALPH WILLARD

1994-99 (5 years) ■ Record: 63-82 (.434)

Accomplishments

Named Pitt's 12th head coach...Led Pitt to 18-15 record and 1997 NIT Second Round...Guided Pitt to five consecutive weeks in the national rankings after upsetting Xavier and Kentucky in the Puerto Rico Shootout in 1998-99.

Prominent Student-Athletes

Vonteego Cummings, Mark Blount.

Personal Facts

Willard arrived at Pitt after coaching three seasons at Western Kentucky where he compiled a four-year 81-42 record and guided the Hilltoppers to three straight postseason appearances (two NCAA)...Currently serves as head coach at his alma mater, Holy Cross and has guided the Crusaders to three consecutive NCAA Tournaments...Brooklyn, N.Y. native who served as assistant coach with the New York Knicks, Kentucky and Syracuse.



1/2	*Providence	91 85	W
1/6	*Miami	85 78	W
1/9	at *St. John's	77 85	L
1/12	at *Connecticut	80 78	W
1/16	*Seton Hall	76 73	W
1/20	at *Boston College	81 70	W
1/23	at *Miami	86 84	W
1/27	*Syracuse (CA)	79 85	L
2/3	*Villanova (CA)	76 82	L
2/6	*St. John's	71 69	W
2/9	at *Seton Hall	73 91	L
2/13	at Illinois	95 79	W
2/16	*Boston College	56 79	L
2/20	*Connecticut	80 81	L
2/22	at *Providence	48 53	L
2/28	*Georgetown (CA)	51 48	W
3/2	at *Villanova	77 76	W
3/6	at *Syracuse	74 78	L

2/16	at *Georgetown	65 97	L
2/19	*Villanova (20T)	88 93	L
2/22	*Boston College	77 80	L
2/26	at *Connecticut	66 78	L
3/5	at *Seton Hall	54 80	L

Big East Championship

(New York, N.Y., Madison Square Garden)

3/10	vs. St. John's	72 80	L
Totals		2107 2028	

*Big East Games

CA- played at Civic Arena

1994-95 ■ 10-18

5-13 Big East (9th place)

Coach: Ralph Willard

Date	Opponent	Pitt Opp.	W/L
11/29	at North Carolina	67 90	L
12/3	Buffalo	75 73	W
12/5	*St. John's (CA)	83 88	L
12/7	at Massachusetts	57 85	L
12/10	West Virginia	80 84	L

Kuppenheimer Classic (Atlanta, Ga.)

12/17	vs. Georgia (CA) (20T)	86 87	L
12/19	Duquesne (CA)	76 72	W
12/21	Vermont	82 60	W
12/29	Robert Morris	69 59	W
1/3	*Georgetown (CA)	46 55	L
1/7	at *Providence	81 85	L
1/11	*Connecticut	76 85	L
1/14	*Syracuse (CA)	63 65	L
1/18	at *Villanova	69 71	L
1/22	at *St. John's (MSG)	94 87	W
1/25	*Seton Hall	70 72	L
1/28	at *Georgetown	60 71	L
1/31	at *Boston College	69 74	L
2/4	*Villanova (OT)	76 79	L
2/6	at *Connecticut	61 90	L
2/15	*Boston College	84 75	W
2/18	*Miami	67 61	W
2/21	at *Syracuse	72 85	L
2/25	*Providence	56 48	W
2/28	at *Miami (OT)	68 76	L
3/4	at *Seton Hall	76 72	W


Big East Championship

(New York, N.Y., Madison Square Garden)

3/9	vs. St. John's	74 71	W
3/10	vs. Connecticut	78 81	L
Totals		2015 2101	

*Big East Games

CA- played at Civic Arena



Mark Blount (1995-97) went on to a successful NBA career. He is now playing for the Miami Heat.



1995-96 ■ 10-17

5-13 Big East (7th place BE-7)

Coach: Ralph Willard

Date	Opponent	Pitt Opp.	W/L
11/29	Duquesne (CA)	84 73	W
12/2	Georgia (CA)	66 85	L
12/6	at *Boston College	53 55	L
12/9	at Virginia Commonwealth	72 69	W
12/16	Long Island	108 67	W
12/20	North Carolina (CA)	49 66	L
12/23	Prairie View A&M	101 59	W
12/28	Brown	95 47	W
1/6	at *West Virginia (OT)	84 83	W
1/10	*Georgetown (CA)	75 56	W
1/13	*Notre Dame (CA)	75 65	W
1/17	at *Rutgers	77 78	L
1/20	at *Miami	57 66	L
1/23	Massachusetts (OT) (#1)	71 79	L
1/25	*Connecticut	63 69	L
1/28	*Providence	70 85	L
1/30	*Seton Hall	75 69	W
2/3	at *Villanova	55 88	L
2/7	*Syracuse (CA)	67 73	L
2/10	at *Providence	71 80	L
2/13	at *Notre Dame	69 77	L
2/17	*Villanova	64 67	L
2/20	*Rutgers	70 71	L
2/24	at *Syracuse	60 77	L
2/29	*West Virginia	83 63	W
3/3	at *St. John's	68 94	L

Big East Championship

(New York, N.Y., Madison Square Garden)

3/6	vs. Boston College	66 70	L
Totals		1948 1911	

*Big East Games
CA- played at Civic Arena
(#1)Opp. ranked No. 1 when game was played

1996-97 ■ 18-15

10-8 Big East (T-2nd place BE-7)

■ 7th all-time NIT appearance

Coach: Ralph Willard

Date	Opponent	Pitt Opp.	W/L
11/24	Illinois State	50 69	L
11/26	at Navy	49 60	L
11/29	at North Carolina	61 82	L
12/4	*Connecticut (CA)	56 49	W
12/8	at *Seton Hall	51 53	L
12/14	Virginia Commonwealth	55 58	L
12/16	Carnegie Mellon	84 39	W
12/18	St. Francis	79 42	W
12/21	at Duquesne (CA)	75 73	W
12/23	Mount St. Mary's	85 70	W

Rainbow Classic (Honolulu, Hawaii)

12/28	vs. Maryland %	63 66	L
12/29	vs. Northwestern %	60 42	W
12/30	vs. Michigan %	85 78	W
1/4	at *St. John's (MSG)	64 75	L
1/8	*Miami	76 72	W
1/11	*Rutgers	75 67	W
1/18	*St. John's	55 60	L
1/21	at *Boston College	61 81	L
1/25	at *Georgetown	89 71	W
1/29	*Notre Dame (CA)	88 64	W
2/1	at *West Virginia	59 74	L
2/5	at *Miami	63 78	L
2/8	*Seton Hall	79 71	W
2/12	*Villanova	95 89	W
2/15	at *Providence	70 84	L
2/20	*Georgetown (CA)	57 76	L
2/23	*Boston College	75 71	W
2/25	at *Connecticut	77 74	W
3/2	at *Syracuse	65 63	W

Big East Championship

(New York, N.Y., Madison Square Garden)

3/5	vs. Connecticut	63 62	W
-----	-----------------	-------	---

3/6	vs. Boston College	68 76	L
National Invitation Tournament			
3/12	New Orleans (NIT)	82 63	W
3/17	at Arkansas (NIT)	71 76	L
Totals		2285 2228	

*Big East Games
CA- played at Civic Arena

1997-98 ■ 11-16

6-12 Big East (T-5th place BE 7)

Coach: Ralph Willard

Date	Opponent	Pitt Opp.	W/L
11/17	Bucknell	74 67	W
11/22	at Illinois State	65 87	L
11/29	at St. Francis	79 55	W
12/2	St. Bonaventure	80 86	L
12/6	*Notre Dame	69 73	L
12/18	Navy	65 63	W
12/22	Lafayette	67 66	W
12/27	Maryland-Eastern Shore	85 51	W
1/3	*Miami	65 73	L
1/6	at *Notre Dame	72 61	W
1/10	at *Providence	77 87	L
1/17	*Rutgers (OT)	86 85	W
1/22	*St. John's (2OT)	83 90	L
1/25	at *Rutgers	65 87	L
1/28	*West Virginia (CA)	72 76	L
2/1	*Syracuse (CA)	73 84	L
2/3	at *West Virginia	72 90	L
2/5	Duquesne (CA)	69 80	L
2/8	*Boston College	89 79	W
2/10	at *Villanova	86 79	L
2/14	at *Connecticut	67 92	L
2/17	at *Georgetown	80 79	W
2/21	*Providence	73 72	W
2/24	*Villanova	65 61	W
2/26	at *Syracuse	61 76	L
3/1	at *Seton Hall	70 81	L

Big East Championship

(New York, N.Y., Madison Square Garden)

3/4	vs. Villanova (2OT)	93 96	L
Totals		1987 2076	

*Big East Games
CA- played at Civic Arena

1998-99 ■ 14-16

5-13 Big East (11th place)

Coach: Ralph Willard

Date	Opponent	Pitt Opp.	W/L
11/13	Md-Baltimore County	84 56	W
11/17	St. Francis	95 69	W
11/20	at Wright State	76 65	W
11/23	Texas-Pan American	79 71	W

Puerto Rico Shootout (Bayamon, Puerto Rico)

11/26	vs. Xavier %	94 76	W
11/27	vs. Kentucky %	68 56	W
11/28	vs. Maryland %	52 87	L
12/3	Prairie View A&M	78 64	W
12/6	at Tennessee	53 56	L
12/9	at *St. John's	52 73	L
12/12	*Connecticut (#1)	69 70	L
12/22	Howard	78 42	W
12/30	*Providence	68 83	L
1/5	at *Notre Dame	64 87	L
1/10	*Boston College	86 70	W
1/16	at *Connecticut (#1)	58 81	L
1/19	at *Villanova	65 86	L
1/23	*Georgetown	71 79	L
1/25	at Duquesne (CA)	65 60	W
1/30	*Miami	60 54	W
2/2	at *Georgetown	68 76	L
2/6	*St. John's	60 88	L
2/8	at *Seton Hall	61 77	L
2/11	at *Rutgers	58 71	L
2/14	*Syracuse	67 75	L

PITT'S BUZZER BEATERS

February 18, 1928

Charley Hyatt, probably Pittsburgh's greatest basketball player before 1950, preserved the Panthers' perfect 21-0 season when he took a pass from Paul Zehfuss and hit a last second shot to upend Notre Dame 24-22.

February 26, 1951

In the last game played at Pitt Pavilion, Pitt defeats West Virginia 72-71 when Scott Phillips hits a bank shot in the closing seconds.

February 2, 1963

Dave Roman hits a last second shot that seemingly beat West Virginia. The shot was nullified because another Pittsburgh player signaled for a timeout just before Roman released his shot and West Virginia claimed a 68-67 victory at Fitzgerald Field House.

February 15, 1964

Brian Generalovich scores on a layup in the closing seconds for a 69-67 home win over Syracuse.

February 15, 1975

Keith Starr hits a layup in the final two seconds to defeat Virginia 71-70.

February 23, 1974

Pitt's 22-game win streak ends with a 66-64 loss at Penn State when PSU's Ron Brown swishes a jumper from the top of the key as the buzzer sounds.

December 13, 1975

Pitt stretches its Fitzgerald Field House win streak to 27 games when Tom Richards threw in a 45-foot shot at the buzzer to defeat Ohio 72-71. The 1973-74 and 1974-75 teams never lost a game at the Field House.

February 2, 1977

A 22-foot last second corner jumper by Larry Harris gave Pitt a surprising 65-64 upset win vs. nationally ranked Cincinnati (coached by Gale Catlett) at Fitzgerald Field House. Harris scored 31 points in the win.

February 11, 1978

Larry Harris hit a corner jumper at the end of regulation to tie the game against Maryland and send it into overtime at Civic Arena. Pitt won 89-86.

December 15, 1979

Sammie Ellis banks in a shot off the glass to defeat St. Bonaventure, 72-70 at Fitzgerald Field House.

February 10, 1979

Pitt upsets No 3 ranked and 17-1 Duke 71-69 at Cameron Indoor Stadium. With the score tied at 69-69 with 3:05 to go, Duke coach Bill Foster decided to have his team hold onto the ball. With 10 seconds to go, Sam Clancy intercepted a back-door pass intended for Jim Spanarkal from Bob Bender, dribbled the length of the floor, missed a 15-foot jumper, grabbed the rebound from Mike Gminski and dropped in an easy layup with

two seconds left to give Pitt a 71-69 upset win.

December 29, 1981

In Pitt's third game of the Far West Classic in Portland, Ore., Clyde Vaughan hits a jumper in the closing seconds to defeat Tennessee 56-54.

February 14, 1987

Ranked No. 10, the Panthers went into overtime against Boston College without 6-10 center Charles Smith, who fouled out with 2:37 to go. The upset-minded Eagles led 61-58 with three seconds to go when freshman Rod Brooklin drained a three-pointer from the corner to force another overtime period.

January 12, 1993

An Antoine Jones tip-in with 0.06 seconds left gives Pitt an 80-78 road victory over Connecticut at the Hartford Civic Center.

January 16, 1993

A three-point bomb by freshman Garrick Thomas broke a 73-73 tie with four seconds remaining, lifting Pitt to an upset of No. 7 ranked Seton Hall. Thomas scored 16 points, Chris McNeal added 19 and 11 rebounds. The win helped give Pitt its fifth NCAA bid under Paul Evans.

January 6, 1996

At West Virginia, Jerry McCullough sends the game into overtime as he converts a 22-foot jumper at the top of the key with 3.8 seconds left. Pitt goes on to win an 84-83 decision.

February 17, 1999

Ricardo Greer scores on an offensive rebound putback to help Pitt defeat West Virginia 69-67 on ESPN.

February 20, 1999

Three days later in the following game, Steve Flores hits a shot with five seconds to go to give Pitt a 67-66 win over Boston College.

January 4, 2006

Ronald Ramon converts a 3-pointer with 15 seconds left to lift Pitt to a 100-97 double overtime win over Notre Dame.

December 20, 2007

Levance Fields hits a stepback 3-pointer with 4.7 seconds left in overtime to defeat Duke 65-64 at Madison Square Garden. Fields dedicated the shot to his friend and teammate Mike Cook, who tore his ACL during the first minute of overtime.

February 7, 2008

Ronald Ramon hit a game-winning 3-pointer to give Pitt a 55-54 win over West Virginia at the Petersen Events Center. The game represented the first buzzer-beater in PEC history. Keith Benjamin drove the lane, drew Ramon's defender and found Ramon open in the corner.

2/17	*West Virginia	69 67	W
2/20	at *Boston College	67 66	W
2/23	at *Miami	52 85	L
2/27	*Seton Hall	59 58	W

Big East Championship

(New York, N.Y., Madison Square Garden)

3/3	vs. Rutgers	51 64	L
Totals		2017 2112	

#1-Opp. ranked No. 1 when game was played
*Big East Games
CA-played at Civic Arena

1999-00 ■ 13-15

5-11 Big East (11th place)

Coach: Ben Howland



Date	Opponent	Pitt Opp.	W/L
11/19	Wright State	69	52 W
11/24	St. Francis (Pa.)	84	56 W
11/27	IUPUI	68	49 W
12/1	Norfolk State	102	78 W
12/4	Tennessee	50	76 L
12/8	Robert Morris	92	59 W
12/11	at Nebraska	57	69 L
12/18	Appalachian State	67	64 W
12/20	Duquesne (MA)	74	56 W
12/23	Virginia Commonwealth	60	64 L
12/29	at New Orleans	65	62 W
1/3	at *St. John's	58	82 L
1/8	*Connecticut	51	73 L
1/16	*Seton Hall	68	80 L
1/19	*Syracuse	72	82 L
1/22	at *Notre Dame	66	81 L
1/27+	*Villanova	79	70 W
2/1	at *Miami	60	64 L
2/6	*Notre Dame	72	66 W
2/10	at *West Virginia #	58	62 L
2/13	*Georgetown	65	72 L
2/16	at *Syracuse	62	83 L
2/20	at *Georgetown	50	62 L
2/23	at *Boston College	70	60 W
2/26	*Rutgers	67	62 W
2/29	*Miami	66	74 L
3/5	at *Providence	57	53 W

Big East Championship
(New York, N.Y., Madison Square Garden)

3/8	vs. Villanova	55	65 L
Totals		1864	1876

**Big East Games*
MA- played at Mellon Arena
+originally scheduled for 1/26, but postponed due to inclement weather
%- played in Charleston, W.Va.

2000-01 ■ 19-14

7-9 Big East (5th-place West)

- 8th all-time NIT appearance
- Big East Tournament runner-up

Coach: Ben Howland

Date	Opponent	Pitt Opp.	W/L
11/17	North Carolina A&T	91	46 W
11/20	Morris Brown	74	53 W
11/25	Marist (OT)	71	69 W
11/29	at St. Francis (Pa.)	70	52 W
12/2	Nebraska	52	51 W
12/6	at Penn State	74	88 L
12/9	St. Francis (N.Y.)	79	68 W
12/17	at VCU (OT)	73	76 L
12/21	at Duquesne (MA)	70	71 L
12/28	Robert Morris	77	55 W
12/30	New Orleans	62	46 W
1/3	*Miami	62	51 W
1/6	*Syracuse	66	71 L
1/10	at *Connecticut	53	73 L
1/13	*Seton Hall	77	65 W
1/16	at *Notre Dame	58	74 L
1/20	at *Georgetown	70	66 W
1/23	at *Providence	61	77 L
1/31	*West Virginia	63	46 W
2/3	*Notre Dame	67	75 L
2/5	*Georgetown	67	81 L
2/8	at *West Virginia	68	69 L
2/11	at *Rutgers	64	84 L
2/15	at *Seton Hall	68	61 W
2/25	*Rutgers	70	60 W
2/27	at *Syracuse	69	80 L
3/3	*Virginia Tech	70	51 W

Big East Championship
(New York, N.Y., Madison Square Garden)

3/7	vs. Miami	78	69 W
3/8	vs. Notre Dame	66	54 W
3/9	vs. Syracuse (OT)	55	54 W
3/10	vs. Boston College (Final)	57	79 L

National Invitation Tournament

3/14	St. Bonaventure	84	75 W
3/19	Mississippi State	61	66 L
Totals		2247	2156

**Big East Games*
MA- played at Mellon Arena

2001-02 ■ 29-6

13-3 Big East (1st place West)

- NCAA Sweet Sixteen
- 14th all-time NCAA Tournament appearance (No. 3 seed)
- Big East West Champions
- Big East Tournament runner-up
- School-record 29 wins
- Ranked 9th in final AP poll

Coach: Ben Howland

Date	Opponent	Pitt Opp.	W/L
11/16	Morgan State	76	55 W
11/18	Northern Arizona	58	47 W
11/20	Robert Morris	86	62 W
11/23	vs. Oakland	70	53 W
11/24	vs. Illinois State	65	46 W
11/25	vs. South Florida	63	69 L
12/1	Savannah State	87	35 W
12/5	St. Francis (Pa.)	77	55 W
12/8	Penn State	89	53 W
12/15	Rhode Island	58	51 W
12/19	at Ohio State	62	55 W
12/22	Duquesne (MA)	78	63 W
12/29	St. Francis (N.Y.)	74	61 W
1/2	*St. John's	77	54 W
1/5	at *Boston College	77	74 W
1/8	at *Rutgers	66	58 W
1/12	*Notre Dame	53	56 L
1/15	at *Miami (20T)	69	76 L
1/19	at *Georgetown	68	67 W
1/22	*Syracuse	72	57 W
1/26	*Georgetown	67	56 W
1/30	at *Notre Dame	76	89 L
2/2	*Villanova	71	59 W
2/7	*Seton Hall	70	65 W
2/10	at *Syracuse	75	63 W
2/16	at *West Virginia	85	75 W
2/21	*Rutgers	78	59 W
2/26	at *Seton Hall (OT)	73	66 W
3/2	*West Virginia	92	65 W

Big East Championship
(New York, N.Y., Madison Square Garden)

3/7	vs. Boston College	76	62 W
3/8	vs. Miami	76	71 W
3/9	vs. Connecticut (Final-20T)	65	74 L

NCAA First & Second Rounds
(Pittsburgh, Pa., Mellon Arena)

3/15	vs. Central Connecticut St.	71	54 W
3/17	vs. California	63	50 W

NCAA South Regional
(Lexington, Ky., Rupp Arena)

3/21	vs. Kent State (OT)	73	78 L
Totals		2530	2133

**Big East Games; MA-played at Mellon Arena*

PETERSEN EVENTS CENTER ERA BEGINS

2002-03 ■ 28-5

13-3 Big East (T-1st place West)

- NCAA Sweet Sixteen
- 15th all-time NCAA Tournament appearance (No. 2 seed)
- Big East Tournament champions
- co-Big East West champions
- Ranked 4th in final AP poll
- Ranked in top-10 all season long

Coach: Ben Howland

Date	Opponent	Pitt Opp.	W/L
11/23	Duquesne	82	67 W
11/27	St. Francis (Pa.)	69	46 W
11/30	Arkansas-Pine Bluff	89	49 W
12/3	Norfolk State	96	51 W
12/7	at Penn State	82	60 W
12/14	Southeastern Louisiana	89	55 W

12/18	Ohio State	69	49 W
12/21	at Rhode Island	87	71 W
12/28	George Mason	65	41 W
12/31	at Georgia	67	79 L
1/4	Robert Morris	85	49 W
1/6	*Notre Dame	72	55 W
1/12	at *Rutgers	70	63 W
1/14	at *West Virginia	80	61 W
1/18	*Syracuse	73	60 W
1/25	*Georgetown	65	64 W
2/1	at *Syracuse	65	67 L
2/4	*Providence	68	61 W
2/9	at *Notre Dame	64	66 L
2/12	*West Virginia	82	46 W
2/15	at *Seton Hall	61	73 L
2/18	at *Georgetown	82	67 W
2/22	*Rutgers	86	65 W
2/26	at *Virginia Tech	75	62 W
3/2	*Connecticut	71	67 W
3/5	*Seton Hall	86	54 W
3/9	at *Villanova	56	54 W

Big East Championship
(New York, N.Y., Madison Square Garden)

3/13	vs. Providence	67	59 W
3/14	vs. Boston College	61	48 W
3/15	vs. Connecticut (Final)	74	56 W

NCAA First & Second Rounds
(Boston, Mass., Fleet Center)

3/21	vs. Wagner	87	61 W
3/23	vs. Indiana	74	52 W

NCAA Midwest Regional
(Minneapolis, Minn., Metrodome)

3/27	vs. Marquette	74	77 L
Totals		2473	1955

**Big East Games*

2003-04 ■ 31-5

13-3 Big East (1st place)

- NCAA Sweet Sixteen
- Big East Regular Season Champions
- 16th all-time NCAA Tournament appearance (No. 3 seed)
- Big East Tournament runner-up
- School-record 31 wins
- Topped 200,000 season attendance mark

Coach: Jamie Dixon

Date	Opponent	Pitt Opp.	W/L
11/14	vs. Alabama	71	62 W

Coaches vs. Cancer Classic
(New York, N.Y., Madison Square Garden)

11/14	vs. Alabama	71	62 W
11/22	St. Francis (Pa.)	90	69 W
11/26	Robert Morris	75	61 W
11/28	Albany	83	54 W
12/3	at Duquesne	59	45 W
12/6	Penn State	64	37 W
12/13	Youngstown State	57	42 W

Pittsburgh Holiday Hoops Tournament
(Pittsburgh, Pa.)

12/15	Georgetown College (Ky.)	79	74 W
12/17	Chicago State	79	51 W
12/20	Murray State	70	49 W
12/22	Florida State	63	56 W
12/27	New Hampshire	52	38 W
12/30	Georgia	76	55 W
1/3	William & Mary	70	55 W
1/6	*Virginia Tech	78	59 W
1/10	at *Miami (20T)	84	80 W
1/12	*Notre Dame	74	71 W
1/17	*Rutgers	59	49 W
1/19	at *Connecticut	65	68 L
1/24	at *Syracuse	66	45 W
1/28	*Boston College	68	58 W
2/4	*St. John's	71	51 W
2/7	at *Notre Dame	66	58 W
2/9	at *Seton Hall (20T)	67	68 L
2/15	*Connecticut	75	68 W

PITT'S HEAD COACHES

BEN HOWLAND

1999-2003 (4 years) ■ Record: 89-40 (.690)



Accomplishments

Two consecutive NCAA "Sweet Sixteen" appearances (2002 and 2003)... Won school's first-ever Big East Tournament title (2003)... Back-to-back Big East West titles (2001-02 and 2002-03)... Set school-record for victories (29 in 2001-02)... Compiled winningest two-year period in school history and nation's second best win percentage over that period (57-11 over 2001-03)... Also posted Pittsburgh's best two-year period in Big East play with a 26-6 league record from 2001-03... Postseason appearances in three of four seasons (2001-NIT, 2002-NCAA, 2003-NCAA)... Guided Pittsburgh to first-ever Big East Championship title game in 2000 and three straight title games (2001, 2002, 2003)... Put together winningest four-year period in school history (89-40)... Guided program into the Petersen Events Center in 2002-03... Named consensus national coach of the year after 2001-02 season, the first Pittsburgh coach to garner such honors since football's Johnny Majors in 1976... Pittsburgh appeared on national television a school-record 22 times during the 2002-03 season.

Prominent Student-Athletes

Brandin Knight, Ricardo Greer, Julius Page, Ontario Lett, Donatas Zavackas, Jaron Brown.

Personal Facts

Named head coach at Pittsburgh on March 8, 1999... Cerritos, Calif. native... Arrived at Pittsburgh after spending his career on the West Coast and orchestrating one of the greatest turnarounds in NCAA basketball history at Northern Arizona... Served as an assistant coach at UC-Santa Barbara for 12 years (1982-94).



2/21	at *West Virginia	67	58	W
2/24	at *Georgetown	68	58	W
2/29	*Syracuse (OT)	46	49	L
3/2	at *Providence	88	61	W
3/6	*Villanova	59	45	W

Big East Championship
(New York, N.Y., Madison Square Garden)

3/11	vs. Virginia Tech	74	61	W
3/12	vs. Boston College	62	53	W
3/13	vs. Connecticut (Final)	58	61	L

NCAA First & Second Rounds
(Milwaukee, Wisc., Bradley Center)

3/19	vs. Central Florida	53	44	W
3/21	vs. Wisconsin	59	55	W

NCAA East Rutherford Regional
(Continental Airlines Arena, N.J.)

3/25	vs. Oklahoma State	51	63	L
Totals		2446	2031	

*Big East games

2004-05 ■ 20-9

10-6 Big East (5th place)

- Fourth straight NCAA Tournament appearance, one of only 21 schools nationally to achieve that honor
- School-record fourth straight 20-plus win season and fourth straight 10-plus Big East year
- 17th all-time NCAA Tournament appearance (No. 9 seed)

Coach: Jamie Dixon

Date	Opponent	PittOpp.	W/L
11/20	Howard	81	55 W
11/24	Robert Morris	83	59 W
11/27	Loyola (Md.)	93	57 W
12/1	St. Francis (Pa.)	65	41 W
12/4	Duquesne	87	57 W

Jimmy V. Classic
(New York, N.Y., Madison Square Garden)

12/7	vs. Memphis	70	51	W
------	-------------	----	----	---

12/11	at Penn State	84	71	W
12/18	Coppin State	73	42	W
12/23	Richmond	69	60	W
12/29	South Carolina	72	68	W
1/2	Bucknell	66	69	L
1/5	*Georgetown	64	67	L
1/8	at *Rutgers (OT)	66	63	W
1/15	*Seton Hall	67	63	W
1/18	at *St. John's	62	65	L
1/22	at *Connecticut	76	66	W
1/29	*Syracuse	76	69	W
1/31	*Providence	86	66	W
2/5	at *West Virginia (OT)	78	83	L
2/8	*St. John's	55	44	W
2/12	*Notre Dame	68	66	W
2/14	at *Syracuse	68	64	W
2/20	at *Villanova	72	80	L
2/23	*West Virginia	66	70	L
2/26	*Connecticut	64	73	L
2/28	at *Boston College	72	50	W
3/5	at *Notre Dame	85	77	W

Big East Championship
(New York, N.Y., Madison Square Garden)

3/10	vs. Villanova	58	67	L
------	---------------	----	----	---

NCAA First & Second Rounds
(Boise, Idaho, Taco Bell Arena)

3/17	vs. Pacific	71	79	L
------	-------------	----	----	---

2005-06 ■ 25-8

10-6 Big East (T-4th place)

- Fifth straight NCAA Tournament appearance, one of only 15 schools nationally to achieve that honor

School-record fifth straight 20-plus win season and fifth straight 10-plus Big East year

- 18th all-time NCAA Tournament appearance (No. 5 seed)
- Big East Tournament runner-up

Coach: Jamie Dixon

Date	Opponent	PittOpp.	W/L
11/19	Saint Peter's	82	71 W
11/23	Robert Morris	86	59 W
11/26	Maine	62	49 W
11/29	St. Francis (N.Y.)	79	58 W
12/4	Auburn	78	41 W
12/7	at Duquesne	71	60 W
12/10	Penn State	91	54 W
12/17	Vermont	63	52 W
12/21	Coppin State	77	51 W
12/28	at South Carolina	58	51 W
12/31	Wisconsin	73	64 W
1/4	*Notre Dame (20T)	100	97 W
1/12	*DePaul	73	65 W
1/15	at *Louisville	61	57 W
1/18	at *Rutgers	76	68 W
1/21	at *St. John's	50	55 L
1/23	*Syracuse	80	67 W
1/28	*Marquette	77	71 W
1/31	at *Connecticut	76	80 L
2/5	at *Georgetown	58	61 L
2/9	*West Virginia	57	53 W
2/12	*Cincinnati	89	69 W
2/15	at *Providence	81	68 W
2/18	at *Marquette	82	84 L
2/25	*Providence	81	68 W
2/27	at *West Virginia	62	67 L
3/3	*Seton Hall	61	65 L

Big East Championship
(New York, N.Y., Madison Square Garden)

3/8	vs. Louisville	61	56	W
3/9	vs. West Virginia	68	57	W
3/10	vs. Villanova	68	54	W
3/11	vs. Syracuse (Final)	61	65	L

NCAA First & Second Rounds
(Auburn Hills, Mich., The Palace)

3/17	vs. Kent State	79	64	W
3/19	vs. Bradley	66	72	L

2006-07 ■ 29-8

12-4 Big East (T-2nd place)

- NCAA Sweet Sixteen
- Sixth straight NCAA Tournament appearance, one of only 12 schools nationally to achieve that honor
- School-record sixth straight 20-plus win season and sixth straight 10-plus Big East year
- 19th all-time NCAA Tournament appearance (No. 3 seed)
- Big East Tournament runner-up

Coach: Jamie Dixon

Date	Opponent	PittOpp.	W/L
11/12	vs. Western Michigan	86	67 W
11/14	Delaware State	67	50 W

First Commonwealth Colonial Athletic Association Classic (Pittsburgh, Pa.)

11/17	Northeastern	78	52	W
11/18	Massachusetts	85	68	W
11/19	Oakland	66	55	W
11/24	Florida State	88	66	W

11/29	Robert Morris	67	53	W
12/3	at Auburn	74	66	W
12/6	Duquesne	73	56	W
12/9	at Buffalo	70	67	W
12/16	at Wisconsin	75	89	L

All-College Classic (Oklahoma City, Okla.)

12/21	vs. Oklahoma State (20T)	89	95	L
-------	--------------------------	----	----	---

12/23	Dayton	84	54	W
12/30	Florida A&M	77	51	W
1/4	at *Syracuse	74	66	W
1/7	*South Florida	69	48	W
1/10	at *DePaul	59	49	W
1/13	*Georgetown	74	69	W
1/16	*Connecticut	63	54	W
1/21	*Marquette (OT)	74	77	L
1/24	at *Cincinnati	67	51	W
1/27	*St. John's	72	46	W
1/29	at *Villanova	65	59	W
2/7	at *West Virginia	60	47	W
2/10	*Providence	74	68	W
2/12	*Louisville	53	66	L
2/17	Washington	65	61	W
2/19	at *Seton Hall	71	68	W
2/24	at *Georgetown	53	61	L
2/27	*West Virginia	80	66	W
3/3	at *Marquette	71	75	L

Big East Championship
(New York, N.Y., Madison Square Garden)

3/8	vs. Marquette	89	79	W
3/9	vs. Louisville	65	59	W
3/10	vs. Georgetown (Final)	42	65	L

NCAA First & Second Rounds
(Buffalo, N.Y., HSBC Arena)

3/15	vs. Wright State	79	58	W
3/17	vs. VCU (OT)	84	79	W

NCAA West Regional
(San Jose, Calif., HP Pavilion)

3/22	vs. UCLA	55	64	L
------	----------	----	----	---

2007-08 ■ 27-10

10-8 Big East (7th place)

- Big East Tournament champions
- Seventh straight NCAA Tournament appearance, one of only nine schools nationally to achieve that honor
- School-record seventh straight 20-plus win season and seventh straight 10-plus Big East year
- 20th all-time NCAA Tournament appearance (No. 4 seed)

Coach: Jamie Dixon

Hispanic College Fund Challenge
(Pittsburgh, Pa.)

11/9	Houston Baptist	103	62	W
11/10	North Carolina A&T	88	61	W
11/11	Saint Louis	69	58	W
11/12	Mississippi Valley State	78	45	W

11/23	Buffalo	92	45	W
11/27	Boston U.	80	53	W
12/1	Toledo	78	52	W
12/5	at Duquesne	73	68	W
12/8	at Washington	75	74	W
12/15	Oklahoma State	85	68	W

Aeropostale All-America Classic
(New York, N.Y./Madison Square Garden)

12/20	vs. Duke (OT)	65	64	W
-------	---------------	----	----	---

12/29	at Dayton	55	80	L
1/2	Lafayette	96	75	W
1/6	at *Villanova	63	64	L
1/9	at *South Florida	79	66	W
1/12	*Seton Hall	84	70	W
1/14	*Georgetown	69	60	W
1/19	at *Cincinnati	59	62	L
1/23	at *St. John's	81	57	W
1/26	*Rutgers	64	77	L
1/30	*Villanova	69	57	W
2/2	at *Connecticut	53	60	L
2/7	*West Virginia	55	54	W
2/12	*Providence	82	63	W
2/15	at *Marquette	54	72	L
2/21	at *Notre Dame	70	82	L
2/24	*Louisville	73	75	L
2/27	*Cincinnati	73	67	W

3/1	at *Syracuse	82	77	W
3/3	at *West Virginia	62	76	L
3/9	*DePaul	98	79	W

Big East Championship
(New York, N.Y., Madison Square Garden)

3/12	vs. Cincinnati	70	64	W
3/13	vs. Louisville (OT)	76	69	W
3/14	vs. Marquette	68	61	W
3/15	vs. Georgetown (Final)	74	65	W

NCAA First & Second Rounds
(Denver, Colo., Pepsi Center)

3/20	vs. Oral Roberts	82	63	W
3/22	vs. Michigan State	54	65	L

2008-09 ■ 31-5

15-3 Big East (T-2nd place)

- NCAA Elite Eight/Regional Final
- First-ever No. 1 seed
- First-ever No. 1 national ranking
- School-record tying 31 wins
- Eighth straight NCAA Tournament appearance, one of only eight schools nationally to achieve that honor
- School-record eighth straight 20-plus win season and eighth straight 10-plus Big East year
- 21st all-time NCAA Tournament appearance (No. 1 seed)

Coach: Jamie Dixon

Date	Opponent	PittOpp.	W/L
11/14	Fairleigh Dickinson	86	63 W
11/17	Miami, Ohio	82	53 W

Legends Classic (Pittsburgh, Pa.)

11/21	Akron	86	67	W
11/22	Indiana (Pa.)	86	60	W

11/25	Belmont	74	60	W
-------	---------	----	----	---

Legends Classic (Newark, N.J.)

11/28	vs. Texas Tech	80	67	W
11/29	vs. Washington State	57	43	W

12/3	Duquesne	78	51	W
12/6	Vermont	80	51	W
12/13	Md.-Baltimore County	91	56	W
12/17	Siena	79	66	W
12/21	at Florida State	56	48	W
12/31	at *Rutgers	78	72	W
1/3	at *Georgetown	70	54	W
1/11	*St. John's	90	67	W
1/14	*South Florida	75	62	W
1/17	at *Louisville	63	69	L
1/19	*Syracuse	78	60	W
1/25	at *West Virginia	79	67	W
1/28	at *Villanova	57	67	L
1/31	*Notre Dame	93	80	W
2/2	Robert Morris	92	72	W
2/7	at *DePaul	92	69	W
2/9	*West Virginia	70	59	W
2/14	*Cincinnati	85	69	W
2/16	at *Connecticut	76	68	W
2/21	*DePaul	80	61	W
2/24	at *Providence	73	81	L
2/28	at *Seton Hall	89	78	W
3/4	*Marquette	90	75	W
3/7	*Connecticut	70	60	W

Big East Championship
(New York, N.Y., Madison Square Garden)

3/12	vs. West Virginia	60	74	L
------	-------------------	----	----	---

NCAA First & Second Rounds
(Dayton, Ohio, UD Arena)

3/20	vs. East Tennessee State	72	62	W
3/22	vs. Oklahoma State	84	76	W

NCAA East Regional
(Boston, Mass., TD Banknorth Garden)

3/26	vs. Xavier	60	55	W
3/28	vs. Villanova	76	78	L