

BUILDING A WINNING TRADITION

PICTURED: (L TO R) CARMEN MCCOY, VARISIA RAFFINGTON, DEDREA MAGEE, ALYSON BUTLER, TIERNEY JENKINS, ERICKA RUSSELL



INSIDE...

ALABAMA BASKETBALL

Table of Contents	2-3
Gameday Information	4-5
Quick Facts	6
Schedule	6

THIS IS ALABAMA

President Witt	8-9
University	10-11
Campus Life	12-13
Athletic Director Mal Moore	14
Senior Support Staff	15
Day in the Life	16-21
Academics	22-23
Community Service	24

THE PREVIEW

Point Guards	26-27
Shooting Guards	28-29
Forwards	30-31
Centers	32-33
Alpha/Numeric Rosters	34
Media Roster	35
2009-10 Opponents	36-40

THE PLAYERS

Alyson Butler	42-43
Katie Hancock	44-45
Tierney Jenkins	46-47
Dedrea Magee	48-49
Carmen McCoy	50-51
Varisia Raffington	52-53
Kayla Robinson	54-55
Ericka Russell	56-57...
Courtney Strauthers	58-59
Tamara Williams	60-61
Jennifer Edwards	62
Celiscia Farmer	63
LaToya King	64
Jocelyn Shaw	65
Candace Sykes	66



ERICKA RUSSELL

COACHING STAFF

Wendell Hudson	68-69
Joni Crenshaw	70-71
Ty Evans	72-73
Stacey Franklin	74-75
Heather Mesalam	76-77
Keisha McClinic	78-79
Support Staff	80-82

REVIEW

Game-by-Game Results	84
Final Statistics	85-86
Team Stats	87
Highs and Lows	88
Box Scores	89-94

HISTORY

1994 Final Four	96-97
Four OTs vs. Duke	98-99
Tournament Teams	100-106
Tournament History	107
Coleman Coliseum	108-109
Foster Auditorium	110-111
Hardwood Hoopla	112-113
Southeastern Conference	114-115...
Alabama in the SEC	116-118

AWARDS & HONORS

All-Americans	120-121
Award Winners	122

WNBA

Dominique Canty	124
Past WNBA Players	125-126

RECORDS

Team Statistics	128
Team Scoring Records	129
Individual Scoring Records	130
Field Goal Records	131
Three-Point FG Records	132
Free Throw Records	133
1,000 Point Club	134-137
Rebounding Records	138
Assist Records	139
Miscellaneous Records	140
Alabama vs. Top 25	141
100-Point Games	141
All-Time Letterwinners	142-143
Jersey Numbers	144-145
Coaching History	146
All-Time Series Results	147-149
Conference Series History	150-151
Year-by-Year Results	152-157
Know the Rules	158
Media Outlets	159



2009-10 ALABAMA MEDIA RELATIONS STAFF

Media Relations Phone: (205) 348-6084
Media Relations Fax: (205) 348-8841

Associate Athletic Director for
Media Relations:

Doug Walker
Office: (205) 348-7245
e-mail: dwalker@ia.ua.edu

Associate Athletic Director for
Football Communications:

Jeff Purinton
Office: (205) 348-3631
e-mail: jpurinton@ia.ua.edu

Assistant Director of Media Relations
(WOMEN'S BASKETBALL CONTACT):

Jessica Pare
Office: (205) 348-3673
e-mail: jpare@ia.ua.edu

Associate Director of Media Relations:

Ty Patton
Office: (205) 348-5041
e-mail: tpatton@ia.ua.edu

Associate Director of Media Relations:

Roots Woodruff
Office: (205) 348-2088
e-mail: rwoodruff@ia.ua.edu

Assistant Director of Media Relations:

Barry Allen
Office: (205) 348-8836
e-mail: ballen@ia.ua.edu

Assistant Director of Media Relations:

Josh Maxson
Office: (205) 348-7496
e-mail: jmaxson@ia.ua.edu

Assistant Director of Media Relations:

Skip Powers
Office: (205) 348-6734
e-mail: spowers@ia.ua.edu

Director of Creative Media:

Buddy Overstreet
Office: (205) 348-8592
e-mail: boverstreet@ia.ua.edu

Athletic Photographer:

Kent Gidley
Office: (205) 348-2301
e-mail: kgidley@ia.ua.edu

Director of Publications:

Brent Hollingsworth
Office: (205) 348-7474
e-mail: bhollingsworth@ia.ua.edu



CREDITS: The 2009 University of Alabama Women's Basketball Media Guide was produced by the staff of the UA Athletics Media Relations Office. The publication was written and edited by Assistant Media Relations Director Jessica Pare. Editing credits to Emily Screws and Nick Snow. Photography by UA Athletics Director of Photography Kent Gidley and his student assistants. Special thanks to the Crimson Tide coaching staff, Buddy Overstreet for the cover and page design and the staff of the SEC office. Copyright 2009 by the Board of Trustees of the University of Alabama. "Roll Tide", "Crimson Tide", "Bama" and the primary and secondary logos are registered trademarks of The University of Alabama.

GAMEDAY

FAN AND MEDIA INFORMATION



ENFORCEMENT

Individuals found violating any policy can be removed from the coliseum. Non-students, while not affected by the Student Conduct Code, are subject to arrest and prosecution under applicable laws and state statutes. Violation of University of Alabama policies can result in eviction from the coliseum and forfeiture of tickets to future events.

Students involved in such activities or other disruptive behavior will also be subject to disciplinary action through the Dean of Students' Office and the University of Alabama's Code of Student Conduct. Students enjoy the rights and privileges that they gain as a member of the University community and are subject to the responsibilities which accompany that membership.



MEDICAL STAFF LOCATIONS

For any emergency at Coleman Coliseum, including medical emergencies, notify the nearest event staff or police officer. The First Aid Station is located in the Southwest corner of the concourse near section 4 and can be reached at 205-348-5975.

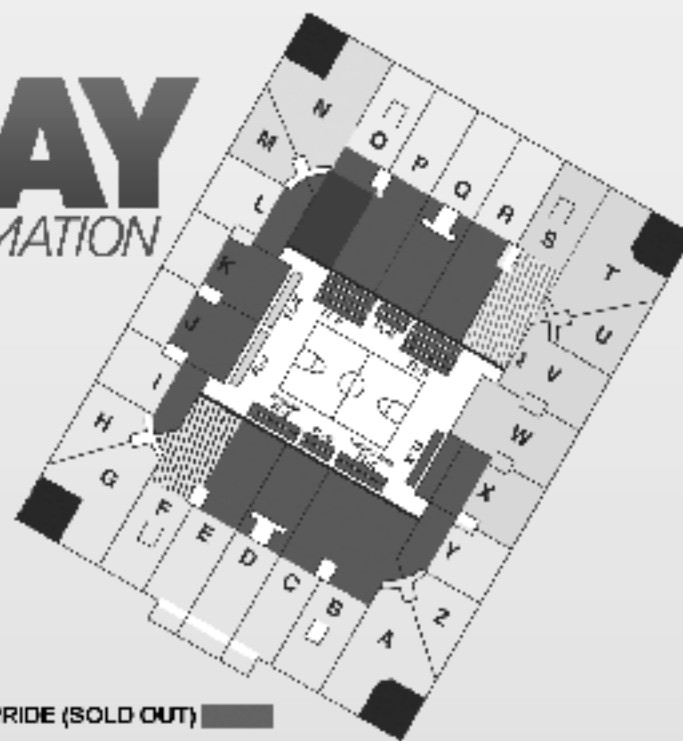


DON'T BRING IT.

The following items are not allowed in Coleman Coliseum under any circumstance:

- oversized bags, backpacks & purses (8.5" x 11")
- video recorders / camcorders
- outside food & drink
- weapons
- coolers
- umbrellas
- artificial noisemakers
- strollers
- chairbacks larger than 16"
- cameras with telephoto lenses larger than 6"
- computers
- flags / banners on poles

Law enforcement officials have the right to inspect any item at any time for the purpose of space or safety. Prohibited items must be returned to cars or disposed of before entering the coliseum. There are no provisions to track items or bags.



TIDE PRIDE (SOLD OUT)

PUBLIC SEASON
TICKETS
(\$248 per-seat, per-year)

UA FACULTY STAFF
(\$197 per-seat, per-year)

FAMILY FUN ZONE
(\$82 per-seat, per-year)

ATHLETIC DEPARTMENT
USE

UA STUDENTS

MEDIA



DON'T DO IT.

Rowdy, threatening or inconsiderate behavior will not be tolerated, including the following:

- profane or abusive language
- standing in the aisles, portals or concourses
- smoking in prohibited areas
- fighting
- drunkenness
- throwing of any objects, including paper and plastic cups

Should you observe any of this disruptive behavior, please notify your nearest law enforcement officer. Such behavior will not be tolerated and could result in ejection from the coliseum, arrest and/or the revocation of season tickets.

NCAA policy prevents fans from entering the court area unless they are properly credentialed or accompanied by an authorized staff member. Violators are subject to arrest.

MEDIA RELATIONS OFFICE

The Alabama Athletic Media Relations Office is located on the ground level of Coleman Coliseum.

MEDIA CREDENTIALS

Credentials are required for access on the floor at all University of Alabama home women's basketball games. Direct media credential requests in writing on company letterhead to Jessica Pare' in the Alabama Media Relations Office. Place cards on press row identify your seat. Credentials may be picked up at the Media Will Call table outside of the media relations office at Coleman Coliseum.

In the event of a doubleheader with the men's team, a pass to the women's game will allow you to remain in the coliseum for the men's game, but the seat on press row is good only for the women's game. Allowances will be made for media covering both events. Parking passes are only necessary for doubleheader games and should be requested far in advance. Photographer credentials should also be made in writing on company letterhead. The photo area includes both ends of the court.

INTERVIEWS

Alabama coach Wendell Hudson, his staff and players are available for interviews in person or, with prior arrangement, by telephone. Alabama practices will be in Coleman Coliseum. Practices are open to members of the media, with players and coaches available following the completion of practice, depending upon class schedules and/or travel or other plans. Media wishing to attend practice should contact the Alabama Media Relations Office at least one hour before practice is scheduled to begin. Contact Jessica Pare' to obtain that day's practice plans.

On game day, only post-game interviews are allowed. Please arrange all player interviews through Pare' at (205) 348-3673.

RADIO BROADCASTS

Visiting teams wishing to broadcast games from Coleman Coliseum are provided access to one phone line. The calls are charged to the visiting radio network. Should an additional line be required, broadcasters must arrange their own hookup through the University of Alabama Telecommunications Office at (205) 348-6300. Visiting radio broadcasters must call in advance or have their media relations office notify Alabama that they will be broadcasting the game and will require credentials. Alabama provides a monitor that is hooked up to the computer stats program (Automated Scorebook) so that the electronic media can have up-to-the-second stats.

GAME SERVICES

Complete team and individual statistics (box), quotes and a running play-by-play are provided to the media who cover the Crimson Tide at home. Copies of stats, game notes, media guides and roster sheets are available in the Media Workroom. Complete books, which include the box and play-by-play, will be brought to the Media Workroom/post-game interview room promptly following the game's conclusion. Brief quotes from Wendell Hudson and the visiting coach, as well as some of Alabama's players are included in the post-game package. At home games, with five minutes remaining, a member of the Media Relations staff will collect post-game interview requests. Approximately ten minutes after the game ends, the two head coaches

and the players requested will come to the interview room adjacent to press row.

Ample electrical outlets and phone jacks are available in the workroom for media to write and file their story. Anyone wishing to install a private phone line must do so several weeks in advance by calling University Telecommunications Office (205) 348-6300.

INTERNET

Information about University of Alabama athletics can be found on the internet at RollTide.com. Information on the site includes rosters, schedules, results, stats, box scores and biographical information. Some photos are also available on the site.

From the website, Tide fans can also find a link to listen to Alabama games live via the internet and follow home game action via live stats.

Wireless internet is available in Coleman Coliseum, including the media room and in the media relations offices nearby.

VIDEO FOOTAGE/SATELLITE FEEDS

The University of Alabama, through Crimson Tide Sports Marketing and the Crimson Tide Sports Network, offers a weekly 15-minute satellite feed consisting of interviews with coaches and athletes, taped highlights and a narrated taped package. The package is offered September through May. During the season, the women's basketball team is included in this package. For its key home games, Alabama may offer a feed following the game that night.

Please call Tom Roberts at CTSM (205) 348-9610, for more details including the time and coordinates if you are interested in taking the feed. To obtain videotaped footage of the team, please contact CTSM at the above number.

ALABAMA MEDIA RELATIONS

Phone: (205) 348-6084
Fax: (205) 348-8841

MAILING ADDRESS

Alabama Athletic Media Relations
PO Box 870391
Tuscaloosa, AL 35487

OVERNIGHT SHIPPING

Alabama Athletic Media Relations
Coleman Coliseum - Room 170
323 Bryant Drive
Tuscaloosa, AL 35487

IMPORTANT DATES

OCTOBER 16

First day of practice

OCTOBER 22

SEC Media Day

NOVEMBER 4

First exhibition game

NOVEMBER 13

Season opener

NOVEMBER 17

Home opener

JANUARY 3

SEC opener

MARCH 4-7

SEC Tournament
Duluth, Ga.

MARCH 15

Selection Monday

MARCH 17-19

WNIT First Round

MARCH 20-22

WNIT Second Round

MARCH 20-23

NCAA First and Second Rounds

MARCH 24-26

WNIT Third Round

MARCH 27-29

WNIT Fourth Round

MARCH 27-30

NCAA Regionals

MARCH 31-APRIL 1

WNIT Semifinals

APRIL 3

WNIT Championship

APRIL 4-6

Final Four
San Antonio, Texas

2009 SCHEDULE

DATE	OPPONENT	LOCATION	TIME
Nov. 4	NORTH ALABAMA (EXH.)	TUSCALOOSA, ALA.	5:30 p.m.
Nov. 8	CRIMSON/WHITE (EXH.)	TUSCALOOSA, ALA.	2:00 p.m.

<i>Islander Tip-Off Tournament</i>			
Nov. 13	Tennessee Tech	Corpus Christi, Texas	5:00 p.m.
Nov. 14	Air Force/Texas A&M-C.C.	Corpus Christi, Texas	5/7:30 p.m.

Nov. 17	JACKSON STATE	TUSCALOOSA, ALA.	5:30 p.m.
Nov. 21	Belmont	Nashville, Tenn.	5:00 p.m.
Nov. 24	SOUTHEASTERN LA.	TUSCALOOSA, ALA.	6:00 p.m.

<i>Holiday Beach Classic</i>			
Nov. 28	Cal State Bakersfield	San Luis Obispo, Calif.	6:30 p.m.
Nov. 29	Illinois	San Luis Obispo, Calif.	4:00 p.m.

Dec. 4	Alabama State	Montgomery, Ala.	6:00 p.m.
Dec. 6	NORTHWESTERN STATE	TUSCALOOSA, ALA.	2:00 p.m.
Dec. 14	Central Florida	Orlando, Fla.	6:00 p.m.
Dec. 16	Florida A&M	Tallahassee, Fla.	5:00 p.m.
Dec. 21	PRESBYTERIAN	TUSCALOOSA, ALA.	11:30 a.m.
Dec. 30	SOUTHERN MISSISSIPPI	TUSCALOOSA, ALA.	5:30 p.m.

Jan. 3	GEORGIA*	TUSCALOOSA, ALA.	2:00 p.m.
Jan. 7	Mississippi*	Oxford, Miss.	7:00 p.m.
Jan. 10	SOUTH CAROLINA*	TUSCALOOSA, ALA.	2:00 p.m.
Jan. 14	Auburn*	Auburn, Ala.	6:00 p.m.
Jan. 17	Kentucky*	Lexington, Ky.	1:00 p.m.
Jan. 21	FLORIDA*	TUSCALOOSA, ALA.	6:00 p.m.
Jan. 24	ARKANSAS*	TUSCALOOSA, ALA.	2:00 p.m.
Jan. 28	Vanderbilt*	Nashville, Tenn.	7:00 p.m.
Jan. 31	LSU*	TUSCALOOSA, ALA.	2:00 p.m.

Feb. 4	Mississippi State*	Starkville, Miss.	2:00 p.m.
Feb. 7	AUBURN*	TUSCALOOSA, ALA.	2:00 p.m.
Feb. 14	Georgia*	Athens, Ga.	1:00 p.m.
Feb. 18	TENNESSEE*	TUSCALOOSA, ALA.	8:00 p.m.
Feb. 21	Arkansas*	Fayetteville, Ark.	2:00 p.m.
Feb. 25	MISSISSIPPI STATE*	TUSCALOOSA, ALA.	6:00 p.m.
Feb. 28	Florida*	Gainesville, Fla.	2:00 p.m.

March 4-8	SEC Tournament	Duluth, Ga.
March 20-23	NCAA First and Second Rounds	
March 27-30	NCAA Regionals	
April 4-6	NCAA Final Four	San Antonio, Texas

Home Games in **BOLD CAPS**

*Denotes Southeastern Conference games

All Times Listed are in Central Time and Subject to Change

UNIVERSITY INFORMATION

Location	Tuscaloosa, Ala.
Enrollment	27,052
Founded	April 12, 1831
Nickname	Crimson Tide
Colors	Crimson and White
Conference	Southeastern
President	Dr. Robert E. Witt
Athletic Director	Mal Moore
Senior Women's Admin.	Marie Robbins
Faculty Representative	Dr. Joe Hornsby
Facility	Coleman Coliseum
Capacity	15,316
Ticket Office Phone	1.877.TIDETIX (843-3849)
Basketball Office Phone	(205) 348-7077
Media Relations Contact	Jessica Pare
Phone	(205) 348-3673
E-mail	jpare@ia.ua.edu

COACHING STAFF

Head Coach	Wendell Hudson
Alma Mater	Alabama '73
Record at Alabama	13-17
Overall Record	13-17
Season at Alabama	Second
Associate Head Coach	Joni Crenshaw
Alma Mater	Alabama '02
Season at Alabama	Second
Assistant Coach	Ty Evans
Alma Mater	Wisconsin-Whitewater '95
Season at Alabama	Third
Assistant Coach	Stacey Franklin
Alma Mater	Alabama '93
Season at Alabama	Second
Director of Operations	Heather Mesalam
Alma Mater	Alabama '08
Season at Alabama	Second
Dir. of Player Development	Keisha McClinic
Alma Mater	Middle Tennessee '05
Season at Alabama	First
Graduate Assistant	Taylor Allen
Alma Mater	Alabama '08
Season at Alabama	First

TEAM INFORMATION AND HISTORY

2008-09 Overall Record	13-17
2008-09 SEC Record	1-13/12th
Starters R/L	5/0
Letterwinners R/L	10/2
Newcomers	5
All-Time Record	603-428 (.585)
All-Time SEC Record	121-192 (.387)
All-Time Home Record	284-123 (.698)
First Season	1974
NCAA Appearances	10 ('84, '88, '92-'99)

SWEET HOMETOWN ALABAMA



President Witt	8-9
University	10-11
Campus	12-13
Athletic Administration	14-15
Day in the Life	16-21
Academics	22-23
"Roll" Models	24

INSIDE

"The University of Alabama has never been stronger. Our academic programs continue to prosper. Almost one quarter of this year's entering freshman class enrolled in the Honors College. This group scored in the top two percent nationally on the ACT, and they have extraordinarily strong high school records. The research activity of our faculty has grown significantly and our service to our community and state has never been more substantial. The future of our University is very bright."

Dr. Robert E. Witt
PRESIDENT, UNIVERSITY OF ALABAMA

SWEET HOME ALABAMA



As president of The University of Alabama, Dr. Robert E. Witt has committed the University to an ambitious plan for growth and achievement. His goals include increasing enrollment to 28,000 students and stimulating significant growth in research in support of economic expansion for the state and nation. Under his leadership, enrollment has reached record levels, academic quality has increased significantly, and scholarship opportunities for deserving students have improved dramatically. The University ranks 11th nationally among public universities in the enrollment of National Merit Scholars and leads the nation in the number of students named to USA Today's All-USA College Academic Teams. Since its inception in 2003, the University's Honors College has grown exponentially and currently enrolls more than 1,000 freshmen each year. Dr. Witt has also led a major building program on campus with more than 20 new facilities opening during his presidency. The University's new Science and Engineering Building and a new 960-bed residence hall opened for fall 2009 and the new College of Nursing Building is under construction.

Private giving to the University reached an all-time high as supporters embraced the "Our Students. Our Future." capital campaign, which concluded in June 2009, significantly exceeding its goal of \$500 million.

Prior to joining The University of Alabama in 2003, Dr. Witt spent 35 years as a faculty member and administrator in the University of Texas System. He received his B.A. in economics from Bates College, his M.B.A. from Tuck School at Dartmouth College, and his Ph.D. from Penn State University. He serves on the board of directors of the West Alabama Chamber of Commerce and the Black Warrior Council Boy Scouts of America, and is a member of the Tuscaloosa County Industrial Development Authority. Dr. Witt and his wife Sandee have three grandchildren.



SNAPSHOTS:

Five University of Alabama students were named to the 2009 USA Today All-USA College Academic Team, the most of any school. This year's team brings UA's total for the last seven years to 36, a figure that tops all other colleges and universities.

TOP RANKED

ONE OF AMERICA'S TOP PUBLIC UNIVERSITIES

The University of Alabama perennially ranks among the top 50 public universities in the nation in U.S. News and World Report's annual college rankings, and ranked a record 37th among public universities in the 2009 rankings. UA's latest college rankings include:

- The School of Law is ranked 11th among public law schools and 30th among all law schools in the nation, spring 2009.
- The School of Library and Information Studies is ranked 22nd nationally, spring 2009.
- The School of Social Work's graduate program is ranked 28th among social work programs at public universities and 42nd when both public and private institutions are included, spring 2008.
- The undergraduate business program is ranked 29th among public undergraduate business schools and 52nd when private universities are included, fall 2008.





Enrollment at The University of Alabama reached a record high of 27,052 for fall 2008. The entering freshman class, at 5,116 students, was the largest in UA history and includes more than 1,000 freshmen who had a 4.0 or higher high school grade point average. One in five freshmen – 1,065 students -- enrolled in UA's Honors College for fall 2008.

The University of Alabama ranks 11th in the nation among public universities in the enrollment of National Merit Scholars.

The University of Alabama has produced a total of 15 Rhodes Scholars. And, in the past two decades, we've produced 29 Goldwater Scholars, 13 Hollings Scholars, seven Truman Scholars, two Javits Fellows, one Udall Scholar and one Portz Scholar.

UA is one of the top five public flagship universities in the nation in the enrollment of African-American students. For the 2008-2009 academic year, African-Americans represented 11.3 percent of the student body.

Participation in original research and creative activities is becoming a hallmark of the undergraduate experience at The University of Alabama. More than 250 undergraduates showcased their research and creative activity projects at UA's spring 2009 "Undergraduate Research and Creative Activity Conference."

The Center for College Affordability and Productivity ranks The University of Alabama seventh in the nation among public universities in a study published in *Forbes* magazine, May 2008. Criteria included student evaluations, graduation rates, the percentage of students winning top national awards, and professional achievement of graduates.

The University of Alabama has been named to the President's Higher Education Community Service Honor Roll by the Corporation for National and Community Service. The Community Service Honor Roll is the highest federal recognition a school can achieve for its commitment to service learning and civic engagement.

The University of Alabama has been selected by the Carnegie Foundation for the Advancement of Teaching for its 2008 Community Engagement Classification. The designation recognizes UA as one of the nation's premiere institutions in community outreach and scholarship.

The University of Alabama contributes \$1.8 billion to the state's economy each year.

This year alone, more than 900 University of Alabama students will receive a total of more than \$2.3 million in scholarships provided by the National Alumni Association. The UA National Alumni Association is among the nation's leading public-university-based comprehensive associations, ranking among the top 10 in alumni support.





↳ GORGAS LIBRARY

Life on The University of Alabama campus is defined by opportunities. If you want to get involved, join one of more than 250 student organizations, help plan concerts and speaker series, participate in intramural teams or run for student government.

If you enjoy the arts, you can take advantage of a rich and varied schedule of musical, dance and theatre performances, art galleries and exhibitions, lectures and readings by writers, poets and experts on every topic imaginable. You can enrich your knowledge of the state and university's history by visiting one of UA's fine museums, which house countless historical artifacts and offer hands-on exploration opportunities.

↳ THE PRESIDENT'S MANSION

In 1838 the University of Alabama Board of Trustees appropriated funds for a more suitable residence for the University's new president, Basil Manly. The mansion was built between 1839 and 1841. According to tradition, Louisa Frances Garland, wife of president Landon C. Garland, valiantly saved the stately residence from destruction when Union troops destroyed the campus in April 4, 1865. The mansion, which has undergone a number of restorations, assumed its predominately white appearance in 1908.

From the architecture on campus to the landscaping, The University of Alabama campus is one of the most beautiful places in the state of Alabama.

ON CAMPUS

THE SIGHTS OF ONE OF AMERICA'S MOST BEAUTIFUL AND HISTORICAL UNIVERSITIES






THE FERGUSON CENTER

The Ferguson Center, completed in 1973, was named for Hill Ferguson, a member of the Board of Trustees. Plans at the time called for the building to be constructed over Woods Hall, but it was built just to the north thanks to a student campaign to save the art building.

The Ferguson Center Game Room located on the First Floor is the perfect place to unwind, test your skill at a video game, play a friendly game of pool or ping-pong, or enter a campus tournament. With seven pool tables, video games, a ping-pong table, computer gaming and televisions, the Game Room offers a fun escape to the daily pressures of college life.

The Ferguson Center is the community center of The University of Alabama. The "Ferg" houses an impressive array of services and facilities including:

- *Alabama Credit Union
- *Art gallery
- *ATM machines
- *Ballroom
- *Career Center
- *Computer Lab
- *Crimson Copies
- *Dean of Students
- *Food Court
- *Game room/arcade
- *Hair Techniques
- *Information desk
- *Meeting, reception, banquet rooms
- *Student Judicial Affairs
- *Student organization offices
- *Theater
- *University Supply Store
- *U.S. Post Office
- *Volunteer Services



BASKETBALL



STUDENT SECTION

The University of Alabama offers a complete educational, cultural and social experience. Whatever your interests, you'll find a group, an organization, an activity or a program that will appeal to you at UA.

There are more than 50 Greek organizations and more than 30 campus ministries at The University of Alabama.

← THE STUDENT RECREATION CENTER

The newly expanded Student Recreation Center offers first-class recreation facilities to students, faculty and staff.

The expanded facility includes two multi-use gyms, nine multi-purpose courts, weight machines, 1/8-mile jogging track, extensive cardio area, locker rooms, indoor swimming pool, dry and steam saunas, 12 lighted tennis courts, four aerobics rooms, eight racquetball courts and a squash court—together encompassing more than 200,000 square feet.

The facility's outdoor aquatic area, which opened in the summer of 2003, features a lazy river, lap swim, large water-park-type slide and lots of deck space.



MAL MOORE

ATHLETICS DIRECTOR

The University of Alabama's Director of Athletics since 1999, Mal Moore has made an indelible mark on one of the nation's most storied athletic programs, leading a department that has enjoyed tremendous success athletically and academically and has undergone an unprecedented period of growth during his tenure.

Through his guidance, Alabama's athletic department remains focused on his vision of having all Crimson Tide athletic teams and student-athletes competitive at the highest level nationally while continuing to elevate athletic facilities at the Capstone to premier status nationally for all sports.

During his tenure as Director of Athletics, Moore has overseen more than \$200 million of capital improvements to University of Alabama athletic facilities. Those projects have encompassed the entire scope of all Crimson Tide athletic programs and have benefitted every Alabama student-athlete, coach, and administrator.

Throughout his multi-faceted career, Moore has worked with a diversified field of constituents, from fellow coaches and former players, to fans and the business community. All of those experiences and relationships - in addition to his ability to unify those many constituents - have made him the ideal person to lead Alabama athletics in the 21st century.

His leadership has been crucial in helping guide Alabama through a period that has been, at times, extremely challenging. His guidance and effort helped Alabama athletics weather the storm, while continuing to move in a positive direction toward a future that holds great promise.

Moore's dedication to and love of the University of Alabama was recognized on March 28, 2007, when as a permanent tribute to his life-long contribution to The University of Alabama, the Board of Trust-

ees of The University of Alabama officially dedicated the facility formerly known as The Football Building as the Mal M. Moore Athletic Facility.

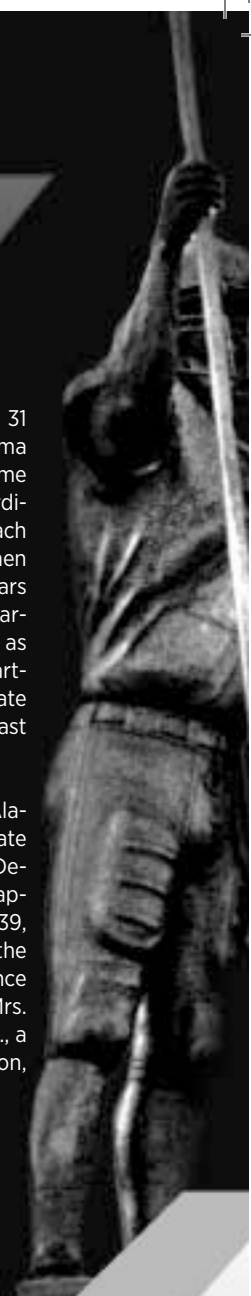
Under Moore's direction, Alabama's athletic teams have produced several Southeastern Conference championships, winning titles in gymnastics, men's basketball, men's golf, men's cross country, baseball and softball; taking SEC tournament titles in both baseball and softball; and an NCAA gymnastics championship. Alabama athletes have earned some of the highest honors the SEC and NCAA have to offer, including SEC Athlete of the Year, SEC Scholar-Athlete of the Year, NCAA Top VIII, NCAA Postgraduate Scholarships and NCAA Sportsperson of the Year. These honors are over and above the individual conference and national titles that Alabama athletes continue to bring home to the Capstone on a regular basis.

In addition to making his mark on Alabama, Moore has also had a national impact as a key member of several prestigious NCAA and college football committees. Moore has served on the NCAA Division I Football Issues Committee, the SEC Athletic Directors Bowl Advisory Committee and the Big Six Conferences Minority Coaches Forum.

Moore's distinguished record of service to UA began more than 50 years ago when he joined the Crimson Tide football squad as a scholarship player for Coach Paul "Bear" Bryant from 1958-62. Moore has the distinction of being a part of seven national championship teams (1961, 1964, 1965, 1973, 1978, 1979, and 1992), 14 SEC championships, and 27 bowl trips during his career as a player and coach, the first as a member of the Crimson Tide's 1961 national championship team. He is the only individual connected with the Tide program to be a part of seven national championships.

During a coaching career that spanned 31 years, Moore spent 22 of those at Alabama with stops at Montana State, Notre Dame and the NFL's St. Louis and Phoenix Cardinals. At Alabama, Moore started as Coach Bryant's graduate assistant in 1964, then as defensive backfield coach for five years beginning in 1965 before becoming quarterbacks coach from 1971-82 and serving as the Tide's first offensive coordinator starting in 1975. He would go on to coordinate all of the offensive plays for Alabama's last four national championship teams.

A 1963 graduate of The University of Alabama, Moore holds both an undergraduate degree in Sociology and a 1964 Master's Degree in Secondary Education from the Capstone. Moore was born December 19, 1939, in Dozier, Ala. He has been married to the former Charlotte Davis of Tuscaloosa since July 20, 1968. They have one daughter, Mrs. Steve (Heather) Cook of Scottsdale, Ariz., a granddaughter, Anna Lee, and a grandson, Charles Cannon.



TRADITION CHAMPIONS LEADERS



Drawing from our rich heritage and tradition of champions, the University of Alabama Department of Athletics is committed to the highest standard of excellence in all its endeavors to develop future leaders.

In embracing our core values we will:

Build and maintain an athletic program that annually ranks among the national elite in all sports; emphasize recruitment of the top student-athlete; construct and develop first-class facilities in which our student-athletes and coaches can train and compete at the highest level; promote community involvement of our student-athletes, coaches and staff as necessary for our program's success; and perpetuate our rich heritage and tradition through the spirited branding of our Crimson Tide name.

VISION

We will be visionary in our efforts to develop and maintain a superior intercollegiate Athletics Program.

INTEGRITY

We will demonstrate unquestionable integrity in all areas of conduct in total compliance with all UA, SEC and NCAA regulations; including day-to-day interaction with all fellow staff members and student-athletes.

COMMITMENT

We will commit to the total support of the educational, athletic and personal development of all our student-athletes while training future leaders.

RESPECT

We will demonstrate diversity and inclusiveness within our department providing opportunities regardless of gender, race or physical challenges.

EXCELLENCE

We will pursue generational loyalty to Crimson Tide Athletics through the comprehensive excellence in our athletic programs.

ACCOUNTABILITY

We will accept the responsibility for our actions as representatives of the athletic department while being accountable to our student-athletes, staff, fans and supporters.



DAVE HART
EXECUTIVE DIRECTOR OF ATHLETICS



BLAKE BASKIN
ASSOCIATE ATHLETIC DIRECTOR
TITLE I MANAGER, UA



MILTON OVERTON
SENIOR ASSOCIATE ATHLETIC DIRECTOR
TECHNOLOGY & ANALYTICS



KEVIN GLANVILLE
ASSOCIATE ATHLETIC DIRECTOR
COMPLIANCE



CHRIS BRANNAN
ASSOCIATE ATHLETIC DIRECTOR
COMPLIANCE



JON OWEN
ASSOCIATE ATHLETIC DIRECTOR
STUDENT SERVICES



JON ELLIOTT
ASSOCIATE ATHLETIC DIRECTOR
EXTERNAL RELATIONS



JEFF HOCKMEYER
FACULTY ATHLETICS REPRESENTATIVE



CAROL FINK
ASSOCIATE ATHLETIC DIRECTOR
BUSINESS OPERATIONS



JEFF HUNTINGTON
ASSOCIATE ATHLETIC DIRECTOR
FOOTBALL



MARIE ROBBINS
EXECUTIVE ATHLETIC DIRECTOR



ROCKY DORSETT
ASSISTANT ATHLETIC DIRECTOR
FACILITIES DEVELOPMENT



CHAD TURPEN
DIRECTOR OF ATHLETIC FACILITIES



MIKE WELLMAN
ASSOCIATE ATHLETIC DIRECTOR
FOOTBALL



COLE WALKER
ASSOCIATE ATHLETIC DIRECTOR
MEDIA RELATIONS



MIKE WARD
ASSOCIATE ATHLETIC DIRECTOR
COMPLIANCE



A **DAY** *in the* **LIFE**

**A LOOK AT A TYPICAL DAY FOR A
UNIVERSITY OF ALABAMA BASKETBALL
PLAYER DURING THE SEASON.**

*UA STUDENT-ATHLETES MUST BALANCE THEIR TIME BETWEEN
ACADEMICS, MEALS, MEETINGS, PRACTICE AND ALL OF THE OTHER
OUTSIDE ACTIVITIES THAT GO ALONG WITH COLLEGE LIFE AND
ALABAMA BASKETBALL.*

▼ BRYCE LAWN APARTMENTS



5:30 AM **WAKE UP/SHOWER/GET READY:
AT BRYCE LAWN APARTMENTS**

Each apartment features three single bedrooms. Each bedroom is furnished with a twin bed, desk, and dresser. Three residents share one full bathroom and a half bath that contains a sink and shower. The living room is furnished with a sofa and chair. The kitchen is equipped with a refrigerator, electric stove, dishwasher, washer, dryer, and kitchen table with chairs.

5:00 :30 6:00 :30

6:00 AM

**WORKOUTS / STRENGTH AND
CONDITIONING PROGRAM**

The Tide's 22,000 square foot weight room consists of 24 platforms attached to state-of-the-art racks with Filko bars for power cleans, snatches, back squats, front squats, bench press and split jerks.

BASKETBALL



LOCKER ROOM

11:30 AM

TEAM LOUNGE / LOCKER ROOM AREA

The women's basketball locker room underwent a complete renovation last year. Upgrades included new cherry wood grain lockers with marble top personal vanity areas, new carpet custom-designed for women's basketball, an entertainment area fully equipped with a 60-inch plasma flat screen television, surround sound and a Nintendo Wii, wall murals, 12 ft. privacy glass leading into the bathrooms, showers and whirlpool area and a kitchen/study bar.

8:00 :30 9:00 :30 10:00 :30 11:00 :30

CLARK HALL



CLASS

Everything you need to find your place with the best and brightest is here - a beautiful campus, 200 academic majors, outstanding Honors programs, freshman learning communities and generous scholarships and financial aid. Your options for involvement are many, from our championship athletic tradition and diverse volunteer opportunities to our Greek society and state-of-the-art student recreation center. We also offer active campus ministries and a vibrant student newspaper, The Crimson White.

11:00 AM

GRAB A QUICK LUNCH AT BRYANT-GRILL AND WALK ACROSS THE QUAD TO COLEMAN COLISEUM

8:00 AM — **10:50** AM

↘ PRACTICE AT COLEMAN



NOON

PRACTICE AT COLEMAN COLISEUM

Daily practices are generally held on the main floor of Coleman Coliseum. The basketball team also has the option of utilizing additional floor space in the back gym known as the CAVE.

12:00

:30

1:00

:30

2:00

:30

3:00

:30

↘ MEETING WITH THE MEDIA



3:00 PM

MEDIA OPPORTUNITIES

Throughout the week, various members of the media will be on hand following practice to interview coaches and players either about the upcoming game or personalized feature topics.

4:00 :30 5:00 :30 6:00 :30 7:00 :30

↘ TRAINING ROOM



3:30 PM

TRAINING ROOM AND TREATMENT

Even with the most physically conditioned athletes, injury can occur. Alabama has a full staff of doctors and athletic trainers ready to lend their expertise to any medical situation so Alabama's athletes can return to play in peak condition as soon as possible.

↘ BRYANT HALL SPORTS GRILL

6:00 PM

DINNER AT BRYANT HALL SPORTS GRILL

Bryant Grill is a full-service eatery open for breakfast, lunch and dinner in a sports environment with flat screen televisions.



✓ PAUL W. BRYANT ACADEMIC CENTER



7:00 PM ————— **9:00** PM

TUTORING AND STUDY HALL AT THE PAUL W. BRYANT ACADEMIC CENTER

The Paul W. Bryant Academic Center is a state-of-the-art academic facility that covers 52,300 square feet and features some of the most modern technology to benefit all of the more than 425 Crimson Tide student-athletes.

Among the building's many new amenities is a 48-seat computer lab equipped with brand new equipment. The computer lab has 25 laptop computers available for student-athletes to check out and use on team road trips. The building features math, English and writing labs along with 40 individual study rooms. A pair of 50-seat classrooms and a 140-seat lecture hall is also available.

8:00

:30

9:00

:30

10:00

:30

11:00

:30

✓ BRUCE LAWN APARTMENTS



9:15 PM

HEAD BACK TO THE APARTMENT AND GET READY TO DO IT AGAIN.

BASKETBALL

ACADEMIC HONOREES

CoSIDA ACADEMIC ALL-AMERICAN

1981 ANNE CALE (THIRD TEAM) SR

CoSIDA ACADEMIC ALL-DISTRICT

1988 SHELLY PYLES SR

SEC ACADEMIC HONOR ROLL

1985	Sandra Rushing	Sr.	Physical Education	2005	Leah Drury	Jr.	Sports Mgmt.
1986	Shelly Pyles	Soph.	Pre-Pharmacy		Natasha Gramble	Sr.	Biology
1987	Shelly Pyles	Jr.	Pre-Pharmacy		Lauren Hill	Jr.	Biology
1988	Shelly Pyles	Sr.	Pre-Pharmacy		Chanel Johnson	Fr.	Pre-Pharmacy
	Julie Beaty	Soph.	Business		Krystle Johnson	Sr.	Math
1989	Julie Beaty	Jr.	Business		Kate Mastin	Jr.	Business
	Tracy Bowden	Soph.	Physical Therapy		Dee Merriweather	Jr.	Health Studies
1990	Julie Beaty	Sr.	Business		Marverly Nettles	Jr.	Criminal Justice
	Tracy Bowden	Jr.	Accounting		Katie Sipe	Sr.	Hotel Mgmt.
	Sissy Braden	Sr.	Education	2006	Camilla Blands	Fr.	Pre-Major Studies
1991	Tracy Bowden	Sr.	Education		Leah Drury	Jr.	Sports Mgmt.
	Leslie Claybrook	Soph.	Sports Mgmt.		Lauren Hill	Jr.	Biology
	Stacey Franklin	Jr.	Education		Kate Mastin	Jr.	Business
	Laura Vaughn	Sr.	Education		Dee Merriweather	Sr.	Health Studies
	Kendra Willis	Sr.	Communications	2007	Camilla Blands	Soph.	Pre-Major Studies
1992	Leslie Claybrook	Jr.	English		Alyson Butler	Fr.	Exercise Science
	Stacey Franklin	Sr.	Elem. Education		Leah Drury	Sr.	Sports Mgmt.
1993	Leslie Claybrook	Sr.	English		Kate Mastin	Sr.	Business
1994	Niesa Johnson	Jr.	Special Education		Navonda Moore	Sr.	Communications
	Carla Koonce	Jr.	Physical Education		Courtney Strauthers	Fr.	Exercise Science
	Sarah Smith	Soph.	Sports Mgmt.		Tamara Williams	Fr.	Biology
	Madonna Thompson	Jr.	Speech Pathology	2008	Camilla Blands	Soph.	Psychology
1995	Leah Monteith	Fr.	Elem. Education		Alyson Butler	Soph.	Exercise Science
	Sarah Smith	Jr.	Sports Mgmt.		Daliesha Carn	Fr.	Psychology
	Marlene Stevenson	Sr.	Engineering		Katie Hancock	Fr.	Business Mgmt.
	Madonna Thompson	Sr.	Comm. Disorders		Varisia Raffington	Fr.	Accounting
	Tonya Tice	Jr.	Human Performance		Courtney Strauthers	Soph.	Exercise Science
1996	Cara Crosslin	Jr.	HPE/Pre-PT		Tamara Williams	Soph.	Biology
	Pam Duncan	Sr.	Comm. Disorders	2009	Alyson Butler	Soph.	Exercise Science
	Leah Monteith	Soph.	Elem. Education		Ericka Russell	Fr.	Business Admin.
	Jennifer Teeple	Jr.	Sports Mgmt.		Tamara Williams	Jr.	Biology
1997	Pam Duncan	Jr.	Comm. Disorders				
	Leah Monteith	Jr.	Elem. Education				
	Jennifer Teeple	Sr.	Sports Mgmt.				
	Yolanda Watkins	Sr.					
1998	Reagan Croyle	Fr.	Pre-Major Studies				
	Pam Duncan	Sr.	Elem. Education				
	Leah Goss	Sr.	Elem. Education				
	Kidada Holtzclaw	Sr.	Human Performance				
1999	Reagan Croyle	Soph.	Biology				
	Kari Belcher	Jr.	Food & Nutrition				
2000	Kari Belcher	Sr.	Food & Nutrition				
2002	Shun Hunter	Sr.	Management				
	Leigh Papisan	Sr.	Public Relations				
	Katie Sipe	Jr.	Education				
2004	Leah Drury	Soph.	Sports Mgmt.				
	Lauren Hill	Soph.	Biology				
	Krystle Johnson	Jr.	Math				
	Kate Mastin	Soph.	Pre-Business				
	Dee Merriweather	Jr.	Health Studies				
	Marverly Nettles	Soph.	Criminal Justice				
	Katie Sipe	Jr.	Hospitality Mgmt.				

A+

"The resources available for our student-athletes to succeed are second to none. The staff over at the Bryant Center does a terrific job ensuring our team is on the right path from the day they arrive on campus to the moment they receive their diploma. We not only take pride in seeing our student-athletes perform well on the court, but also in the classroom."

WENDELL HUDSON
HEAD WOMEN'S BASKETBALL COACH

ACADEMIC HONORS

Achaian Society
1997 Jennifer Teeple

Arthur Ashe Academic/Athletic Achievement Award
1995 Marlene Stevenson

Black Scholar Award
1995 Pam Duncan
1996 Pam Duncan
Marlene Stevenson

1997 Pam Duncan
1998 Pam Duncan
1999 Pam Duncan

2001 Manisha Redus
Oreal Taylor

2002 Joni Crenshaw
2003 Lauren Hill
Dee Merriweather

2004 Lauren Hill
Dee Merriweather
Marverly Nettles

2005 Crystal Bellinger
Natasha Gamble
Lauren Hill

Chanel Johnson
Krystle Johnson
Dee Merriweather

2006 Lauren Hill
Dee Merriweather
Marverly Nettles

2007 Courtney Strauthers
Tamara Williams

2008 Daleisha Carn
Varisia Raffington
Courtney Strauthers

2009 Tamara Williams
Ericka Russell
Courtney Strauthers
Tamara Williams

C & BA Scholar Athlete
2008 Varisia Raffington

Chevron Classroom Performer of the Week
1997 Leah Goss

College of Education Honor Graduate
1993 Tracy Bowden

Council of Presidents' Freshman Academic Achievement Awards - Human Environmental Science
2005 Crystal Bellinger

Dean's List - College of Education
2009 Alyson Butler

Golden Key
1997 Leah Goss
1999 Reagan Croyle

Honors Graduate
2004 Katie Sipe

Mortar Board
1999 Reagan Croyle

National Society of Collegiate Scholars
2009 Ericka Russell

NCAA Foundation Leadership Conference Delegate
1997 Reagan Croyle

Outstanding Seniors in Restaurant and Hospitality Management Award
2005 Katie Sipe

Paul W. Bryant Award
1988 Shelly Pyles

Recognition of Excellence in Scholarship in Management
2008 Nathalie Reshard

Recognition of Excellence in Scholarship in Marketing
2005 Kate Mastin
2006 Kate Mastin

WTTO 21 Scholar Athlete of the Week
1998 Leah Goss

XXXI Honorary
1999 Reagan Croyle
2005 Katie Sipe

CRIMSON TIDE IN HONOR SOCIETIES

OMICRON DELTA KAPPA
1994 Leslie Claybrook
1997 Leah Goss
1999 Reagan Croyle

PHI ETA SIGMA
1995 Leah Goss
2008 Varisia Raffington

GAMMA BETA PHI
1995 Leah Goss
1996 Leah Goss
1998 Reagan Croyle
2005 Marverly Nettles

ALPHA LAMBDA DELTA
2006 Crystal Bellinger
2009 Katie Hancock
Ericka Russell


PHI KAPPA PHI
2009 Alyson Butler

PHI UPSILON OMICRON
2001 Kari Belcher



SNAPSHOTS:

Head Coach Wendell Hudson with 2010 graduate Camille Blanks



ROLL MODELS

Tide Players seek to maximize their impact.



The Crimson Tide basketball team regularly gives back to the city of Tuscaloosa and the surrounding areas through various community service programs. Alabama student-athletes take the time out of their hectic schedules to read to children, entertain the elderly or just brighten the day of those they are meeting with. A truly unique program the women's basketball team has become involved with is the Fifth Grade Fastbreak. Entering its third year in existence, the program provides athletically-related educational initiatives to local fifth graders. Highlighting the experience is the annual Fifth Grade Fastbreak Game of the Year where thousands of participating students are bused in for a game played during school hours.

"It's very important for us, as student-athletes, to reach out to the Tuscaloosa community. I remember seeing the look in the children's eyes the first time I went to an elementary school. They were so excited to be interacting with Alabama athletes! It makes them feel even more connected when they come to our games because they feel like they really know the team. To have the opportunity to be positive role models to these children is great, and we are more than happy to help whenever we can."

*-Tierney Jenkins
2009 SEC Community Service Team Member*

IN THE COMMUNITY

The Crimson Tide's volunteer activities include:

- Fifth Grade Fastbreak
- Easter Seals Walk
- Project Angel Tree
- Read Across America
- Athletic Dept. Halloween Extravaganza
- Volunteering with the elderly
- Volunteering with special needs students

SEC COMMUNITY SERVICE TEAM

Since 1999, the SEC has recognized outstanding student-athletes for their volunteer work in the community. The honor is awarded annually to one member of each team.

1999	Joni Crenshaw
2000	Joni Crenshaw
2001	Joni Crenshaw
2002	Beth Vice
2003	Beth Vice
2004	Katie Sipe
2005	Marverly Nettles
2006	Marverly Nettles
2007	Leah Drury
2008	Camilla Blands
2009	Tierney Jenkins

2009-10

SEASON PREVIEW



Point Guards.....	26-27
Shooting Guards.....	28-29
Forwards.....	30-31
Centers.....	32-33
Alpha/Numeric Rosters.....	34
Media Roster.....	35
Opponents.....	36-40

INSIDE

SNAPSHOTS:

Dedrea Magee was the Tide's only true point guard last season. She led the team in minutes and assists.



POINT GUARDS



Coach Hudson is excited about the potential he sees in his pair of point guards this season. This was a strong position a year ago for the Tide, but senior Dedrea Magee was the only true point guard on the team. Now with the addition of junior college transfer LaToya King, Coach Hudson sees a position that has much more depth. Magee saw action in all 30 games as a junior, including playing 40 minutes in four of those games. Her career-best offensive performance came against Tennessee, where she connected on 10-of-18 shots for 21 points. She also handed out a career-high 10 assists against Vanderbilt. Magee earned the Crimson Tide Holiday Classic MVP award for her performance in the two-day tournament, totaling 27 points and 12 rebounds in two games. King, a junior who transfers into the program after two years with Seminole Community College, was a 2009 National Junior College Athletic Association Third Team All-American selection. She was also named Seminole Community College's women's basketball MVP last season. King led her team in scoring (17.2 ppg), assists (6.2 pg), and steals (3.2 pg).

RETURNING
GUARD

NO.	NAME	HGT.	CL.-EXP.	NOTES
2	Dedrea Magee	5-7	Sr.-3L	Ranked sixth in the SEC in assists per game in 2009, led Alabama in minutes played and assists

NO.	NAME	HGT.	CL.-EXP.	NOTES
10	LaToya King	5-4	Jr.-TR	Transfer from Seminole Community College, 2009 NJCAA Third Team All-American

SNAPSHOT:

Ericka Russell emerged as one of Alabama's top scoring threats, especially from beyond the arc where she led the Tide with 57 three-pointers.



SHOOTING GUARDS



Coach Hudson believes this position will be the strength of the team this season. Alabama has numerous players who can step into the role, and he expects them to provide the team with versatility and the ability to consistently knock down shots. The Tide features two juniors at this position, Alyson Butler and Varisia Raffington. Butler saw action in all 30 games last season, and knocked down five three-points on her way to setting a career-high in points scored with 15. She also scored 10 points in the SEC-opener against Vanderbilt. Raffington started all 30 games last season as a sophomore, leading Alabama in scoring on six occasions and amassing double-figure points in 13 games. She poured in a career-best 27 points against Vanderbilt, going 7-of-8 from behind the arc. Sophomore Ericka Russell was named to the SEC All-Freshman Team a year ago. The Tuscaloosa native started 25 games and saw action in all 30 on her way to scoring in double-digits 14 times. She registered a career-high 25 points in her first SEC game against Vanderbilt, and was the leading scorer for Alabama seven times. She averaged 10.1 points per game, which was good enough for second best on the team. The remaining three options at this position are all newcomers. Redshirt freshman Candace Sykes sat out last season, but should be ready to contribute to the tremendous depth the Tide has around the perimeter. The St. Anne, Ill., native was a First Team All-State selection her junior and senior seasons. She averaged 21.5 points and 11.2 rebounds as a senior and ranked 58th in the country by ESPN HoopGurlz. True freshmen Jennifer Edwards and Celiscia Farmer can also step onto the court in the shooting guard role for Alabama. Edwards is a Houston, Texas, native who helped lead Memorial High to the Texas State playoffs all four years of her high school career, while Farmer played at in-state school Robert E. Lee and notched an impressive 43 points in one game.

RETURNING GUARDS

NO.	NAME	HGT.	CL.-EXP.	NOTES
3	Alyson Butler	5-10	Jr.-2L	Played in all 30 games last season, set career high in points with 15 against Northern Iowa
20	Varisia Raffington	5-11	Jr.-2L	Started for the Tide in every game, racked up a career-best 27 points hitting 7-of-8 three-pointers at Vanderbilt
23	Ericka Russell	5-7	Soph.-1L	SEC All-Freshman Team selection, scored a career-high 25 points in SEC opener against Vanderbilt

NEWCOMERS

NO.	NAME	HGT.	CL.-EXP.	NOTES
1	Candace Sykes	5-10	RS Fr.-HS	Redshirted 2008-09 season, ranked 58th in the country by ESPN HoopGurlz
5	Celiscia Farmer	6-0	Fr.-HS	Averaged 26.2 points in 2008 and hit a career-high 43 last season
24	Jennifer Edwards	5-10	Fr.-HS	First Team All-District selection in 2009



SNAPSHOTS:

Tierney Jenkins led the team in scoring and rebounding last season with an average of 11.1 points and 7.4 boards per outing.

FORWARDS




The Tide will need solid play from this position on the defensive end, and should have a combination of players who can do just that. Alabama features one senior, two juniors, and a freshman at forward. Leading the way will be junior Tierney Jenkins, who averaged a team-best 11.1 points per game a season ago. Jenkins played in every game last season for the Tide, scoring in double figures 18 times. She also pulled down 222 rebounds, giving her an average of 7.4 per game as she amassed double-digit rebounds on eight occasions. Fellow junior Katie Hancock is also coming off a successful sophomore season, starting 21 games and seeing action in all 30. She started off the season in impressive fashion, notching her first career double-double with 12 points and 11 rebounds in the opener against Centenary. She also led Alabama in scoring against Hampton when she collected a career-best 15 points. Senior Tamara Williams, who played in 23 games last season, should help give the Tide great depth at the forward position. Williams only averaged 1.4 points and 1.9 rebounds as a junior, but she will be able to provide Coach Hudson with some quality minutes of tough defensive play. Alabama also welcomes in freshman Jocelyn Shaw, who played at in-state powerhouse LeFlore. Shaw was named MVP last season as a senior in the 5A classification, helping spark her team on a run to the state title. She also competed in the Alabama vs. Mississippi All-Star and Alabama North vs. South All-Star games.

RETURNING FORWARDS

NO.	NAME	HGT.	CL.-EXP.	NOTES
21	Tierney Jenkins	6-0	Jr.-2L	Collected 11 double-doubles as a sophomore, led the Tide in scoring and rebounding last season
31	Katie Hancock	5-11	Jr.-2L	Started in 21 games, notched a career-best 15 points to lead Alabama over Hampton
32	Tamara Williams	6-0	Sr.-3L	Appeared in 23 games throughout the 2008-09 season, averaged nearly two rebounds per contest

NEWCOMER

NO.	NAME	HGT.	CL.-EXP.	NOTES
41	Jocelyn Shaw	6-0	Fr.-HS	Alabama 5A MVP in 2009, member of the Alabama vs. Mississippi All-Star Team



SNAPSHOTS

Courtney Strauthers tallied a team-high 21 blocks throughout the 2008-09 season.

CENTERS



Alabama has a trio of options at the center position, and Coach Hudson hopes these three players will combine to give the team a consistent 40 minutes of strong defensive play on the floor and on the boards. If this happens, he believes the offense will take care of itself. Senior Courtney Strauthers is the most experienced of the group starting all 30 games a season ago. She had a break-out year as a junior, collecting the first double-double of her career by scoring 12 points and grabbing 10 rebounds against Vanderbilt. Strauthers also set a new career-high in points scored when she notched 13 points against UCF. She also led the Tide last season in blocked shots with 21. Alabama also has two sophomores, Carmen McCoy and Kayla Robinson, who will help make the center position a solid one. McCoy saw action in 24 games last season, scoring a career-high nine points against Auburn. The 6-4 sophomore was also a formidable presence in the paint defensively, swatting away four shots against Alabama State. Robinson played in 15 games last season, but was able to find some success in those games. She set a career-high in points scored (10) and tied a career-high in rebounds (seven) against Mississippi in 31 minutes of action, which was also a career-high for minutes played.

RETURNING
CENTERS

NO.	NAME	HGT.	CL.-EXP.	NOTES
22	Courtney Strauthers	6-4	Sr.-3L	Started in all 30 games last season, led the Tide in blocked shots with 21
25	Kayla Robinson	6-2	Soph.-1L	Appeared in 15 games, scored a career-high 10 points at Mississippi
30	Carmen McCoy	6-4	Soph.-1L	Notched a career-best four blocks against Alabama State, scored a career-high nine points against Auburn

ALPHABETICAL ROSTER

No.	Name	Position	Height	Year	Hometown (Previous School)
3	Alyson Butler	G	5-10	Jr.	Cleveland, Tenn. (Walker Valley HS)
24	Jennifer Edwards	G	5-10	Fr.	Houston, Texas (Memorial HS)
5	Celiscia Farmer	G	6-0	Fr.	Madison, Wis. (Robert E. Lee HS)
31	Katie Hancock	F	5-11	Jr.	Tupelo, Miss. (Tupelo HS)
21	Tierney Jenkins	F	6-0	Jr.	Mt. Juliet, Tenn. (Wilson Central HS)
10	LaToya King	G	5-4	Jr.	Stuart, Fla. (Seminole Community College)
2	Dedrea Magee	G	5-7	Sr.	Picayune, Miss. (Picayune HS)
30	Carmen McCoy	C	6-4	Soph.	Leeds, Ala. (Leeds HS)
20	Varisia Raffington	G	5-11	Jr.	Tallahassee, Fla. (Florida HS)
25	Kayla Robinson	C	6-2	Soph.	Edwards, Miss. (Raymond HS)
23	Ericka Russell	G	5-7	Soph.	Tuscaloosa, Ala. (Northridge HS)
41	Jocelyn Shaw	F	6-0	Fr.	Mobile, Ala. (LeFlore HS)
22	Courtney Strauthers	C	6-4	Sr.	Snellville, Ga. (Shiloh HS)
1	Candace Sykes	G	5-10	RS Fr.	St. Anne, Ill. (Momence HS)
32	Tamara Williams	F	6-0	Sr.	Alabaster, Ala. (Thompson HS)

NUMERICAL ROSTER

No.	Name	Position	Height	Year	Hometown (Previous School)
1	Candace Sykes	G	5-10	RS Fr.	St. Anne, Ill. (Momence HS)
2	Dedrea Magee	G	5-7	Sr.	Picayune, Miss. (Picayune HS)
3	Alyson Butler	G	5-10	Jr.	Cleveland, Tenn. (Walker Valley HS)
5	Celiscia Farmer	G	6-0	Fr.	Madison, Wis. (Robert E. Lee HS)
10	LaToya King	G	5-4	Jr.	Stuart, Fla. (Seminole Community College)
20	Varisia Raffington	G	5-11	Jr.	Tallahassee, Fla. (Florida HS)
21	Tierney Jenkins	F	6-0	Jr.	Mt. Juliet, Tenn. (Wilson Central HS)
22	Courtney Strauthers	C	6-4	Sr.	Snellville, Ga. (Shiloh HS)
23	Ericka Russell	G	5-7	Soph.	Tuscaloosa, Ala. (Northridge HS)
24	Jennifer Edwards	G	5-10	Fr.	Houston, Texas (Memorial HS)
25	Kayla Robinson	C	6-2	Soph.	Edwards, Miss. (Raymond HS)
30	Carmen McCoy	C	6-4	Soph.	Leeds, Ala. (Leeds HS)
31	Katie Hancock	F	5-11	Jr.	Tupelo, Miss. (Tupelo HS)
32	Tamara Williams	F	6-0	Sr.	Alabaster, Ala. (Thompson HS)
41	Jocelyn Shaw	F	6-0	Fr.	Mobile, Ala. (LeFlore HS)

ROSTER BY CLASS

Seniors (3)

Dedrea Magee
Courtney Strauthers
Tamara Williams

Juniors (5)

Alyson Butler
Katie Hancock
Tierney Jenkins
LaToya King
Varisia Raffington

Sophomores (3)

Carmen McCoy
Kayla Robinson
Ericka Russell

Freshmen (4)

Jennifer Edwards
Celiscia Farmer
Jocelyn Shaw
Candace Sykes (RS)

ROSTER BY POSITION

Point Guards (2)

LaToya King
Dedrea Magee

Shooting Guards (6)

Alyson Butler
Jennifer Edwards
Celiscia Farmer
Varisia Raffington
Ericka Russell
Candace Sykes

Forwards (4)

Katie Hancock
Tierney Jenkins
Jocelyn Shaw
Tamara Williams

Centers (3)

Carmen McCoy
Kayla Robinson
Courtney Strauthers

PRONUNCIATIONS

Celiscia sah-LEE-see-uh
Tierney TEER-nee
Dedrea DEE-drah
Varisia vah-REESE-ee-uh
Strauthers STRAW-thers
Tamara TAM-uh-ruh
Wendell WHEN-dull



3
5-10 JUNIOR GUARD
ALYSON BUTLER
CLIFTON, TEXAS (MCKENNA)



24
5-10 FRESHMAN GUARD
JENNIFER EDWARDS
HOUSTON, TEXAS (MCKENNA)



5
6-0 FRESHMAN GUARD
CELISCIA FARMER
MADISON, WIS. (JOSEPH E. EFF (A. W.))



31
5-11 JUNIOR FORWARD
KATIE HANCOCK
TULSA, OKLA. (TULSA)



21
6-0 JUNIOR FORWARD
TIERNEY JENKINS
MOUNTAIN VIEW, TEXAS (CENTRAL)



10
5-4 JUNIOR GUARD
LaTOYA KING
ST. LOUIS, MISSOURI (FOUR CORNERS)



2
5-7 SENIOR GUARD
DEDREA MAGEE
MCKAY, MISSOURI (CAYLINE)



30
6-4 SOPHOMORE CENTER
CARMEN MCCOY
PUEBLO, COLO. (JEFFERSON)



20
5-11 JUNIOR GUARD
VARISIA RAFFINGTON
TALLAHASSEE, FLA. (FLORIDA)



25
6-2 SOPHOMORE CENTER
KAYLA ROBINSON
EDWARDSVILLE, MISS. (JEAN HENRI)



23
5-7 SOPHOMORE GUARD
ERICKA RUSSELL
TUSCALOOSA, ALA. (COURT-BEECH)



41
6-0 FRESHMAN FORWARD
JOCELYN SHAW
MORNINGTON, ILL. (STONEY)



22
6-4 SENIOR CENTER
COURTNEY STRAUTHERS
SMITHVILLE, MISSOURI (OHIO)



1
6-10 RB FRESHMAN GUARD
CANDACE SYKES
ST. LOUIS, MISSOURI (CENTRAL)



32
6-0 SENIOR FORWARD
TAMARA WILLIAMS
ANN ARBOR, MICH. (THOMAS)

TENNESSEE TECH

November 13 (Corpus Christi, Texas)
Islander Tip-Off

Location..... Cookeville, Tennessee
 Founded 1915
 Enrollment 10,796
 Nickname Golden Eagles
 Colors Purple and Gold
 Conference..... Ohio Valley
 President Dr. Robert Bell
 Athletic Director..... Mark Wilson
 Head Coach Sytia Messer
 2008-09 Record 9-21
 2008-09 OVC Record..... 7-11
 2008-09 Postseason N/A
 Final Ranking N/A
 Starters Returning/Lost..... 2/3
 Letterwinners Returning/Lost 6/3

Media Relations
 WBB Contact Steve Appelhans
 Office 262-492-4498
 Email Appelhans@tntech.edu

Series Notes
 Series Record Alabama leads 5-2
 At Tuscaloosa..... 3-1
 At Cookeville..... 2-1
 At Neutral Site 0-0
 Current Streak..... Alabama - 5
 Last Time..... Alabama 53, Tennessee Tech 47
 Nov. 30, 2007 in Cookeville

JACKSON STATE

November 17 (Tuscaloosa, Ala.)

Location..... Jackson, Miss.
 Founded 1877
 Enrollment 8,523
 Nickname Tigers
 Colors Blue & White
 Conference..... Southwestern Athletic
 President Ronald Mason Jr.
 Athletic Director..... Robert L. Braddy, Sr.
 Head Coach Denise Taylor
 2008-09 Record 8-20
 2008-09 Southwestern Athletic Record 5-13
 2008-09 Postseason N/A
 Final Ranking N/A
 Starters Returning/Lost..... 2/3
 Letterwinners Returning/Lost 8/6

Media Relations
 WBB Contact Wesley Peterson
 Office 601-979-5899
 Email wesley.peterson@jsums.edu

Series Notes
 Series Record Alabama leads 6-0
 At Tuscaloosa..... 5-0
 At Jackson 1-0
 At Neutral Site 0-0
 Current Streak..... Alabama - 6
 Last Time..... Alabama 78, Jackson State 44
 Dec. 6, 1996 in Tuscaloosa

AIR FORCE ACADEMY

November 14 (Corpus Christi, Texas)
Islander Tip-Off

Location..... USAF Academy, Colo.
 Founded 1954
 Enrollment 4,400
 Nickname Falcons
 Colors Blue & Silver
 Conference..... Mountain West
 Superintendent..... Lt. Gen. Mike Gould
 Athletic Director..... Dr. Hans J. Mueh
 Head Coach Ardie McInelly
 2008-09 Record 4-26
 2008-09 Mountain West Record 0-16
 2008-09 Postseason N/A
 Final Ranking N/A
 Starters Returning/Lost..... 3/2
 Letterwinners Returning/Lost 7/5

Media Relations
 WBB Contact Nicholas Arseniak
 Office 719-333-2313
 Email Nicholas.Arseniak@usafa.edu

Series Notes
 Series Record First Meeting
 At Tuscaloosa..... N/A
 At USAF Academy..... N/A
 At Neutral Site N/A
 Current Streak..... N/A
 Last Time..... N/A

BELMONT

November 21 (Nashville, Tenn.)

Location..... Nashville, Tenn.
 Founded 1951
 Enrollment 5,017
 Nickname Bruins
 Colors Navy, Red & White
 Conference..... Atlantic Sun
 President Dr. Robert C. Fisher
 Athletic Director..... Mike Strickland
 Head Coach Tony Cross
 2008-09 Record 18-13
 2008-09 Atlantic Sun Record..... 12-8
 2008-09 Postseason N/A
 Final Ranking N/A
 Starters Returning/Lost..... 4/1
 Letterwinners Returning/Lost 7/0

Media Relations
 WBB Contact Kenisha Rhone
 Office 615-460-5990
 Email rhonek@mail.belmont.edu

Series Notes
 Series Record Alabama leads 3-2
 At Tuscaloosa..... 2-0
 At Nashville..... 1-1
 At Neutral Site 0-1
 Current Streak..... Alabama - 1
 Last Time..... Alabama 58, Belmont 49
 Dec. 29, 2008 in Tuscaloosa

TEXAS A&M-CORPUS CHRISTI

November 14 (Corpus Christi, Texas)
Islander Tip-Off

Location..... Corpus Christi, Texas
 Founded 1947
 Enrollment 8,600
 Nickname Islanders
 Colors Blue, Green & Silver
 Conference..... Southland
 President Dr. Flavius Killebrew
 Athletic Director..... Brian Teter
 Head Coach Robert Robinson
 2008-09 Record 11-19
 2008-09 Southland Record..... 6-10
 2008-09 Postseason N/A
 Final Ranking N/A
 Starters Returning/Lost..... 5/0
 Letterwinners Returning/Lost 12/2

Media Relations
 WBB Contact Aaron Ames
 Office 361-825-3410
 Email aaron.ames@tamucc.edu

Series Notes
 Series Record First Meeting
 At Tuscaloosa..... N/A
 At Corpus Christi..... N/A
 At Neutral Site N/A
 Current Streak..... N/A
 Last Time..... N/A

SOUTHEASTERN LOUISIANA

November 24 (Tuscaloosa, Ala.)

Location.....Hammond, La.
 Founded 1925
 Enrollment 14,757
 Nickname Lady Lions
 Colors Green & Gold
 Conference..... Southland
 President.....Dr. John Crain
 Athletic Director.....Dr. Joel Erdmann
 Head Coach.....Lori Davis Jones
 2008-09 Record19-11
 2008-09 Southland Record.....11-5
 2008-09 Postseason N/A
 Final Ranking N/A
 Starters Returning/Lost..... 1/4
 Letterwinners Returning/lost.....10/4

Media Relations

WBB ContactKemmler Chapple
 Office..... 985-549-3221
 Email..... kchapple@selua.edu

Series Notes

Series Record.....Alabama leads 5-2
 At Tuscaloosa..... 5-0
 At Hammond..... 0-2
 At Neutral Site..... 0-0
 Current Streak..... Alabama - 5
 Last Time..... Alabama 59, SELA 48
 1/3/09 in Hammond

ALABAMA STATE

December 4 (Montgomery, Ala.)

Location.....Montgomery, Ala.
 Founded 1867
 Enrollment5,627
 NicknameHornets
 Colors Old Gold & Black
 Conference..... Southwestern Athletic
 President.....Dr. William H. Harris
 Athletic Director.....Ron Dickerson
 Head Coach.....Freda Freeman-Jackson
 2008-09 Record14-16
 2008-09 Southwestern Athletic Record 11-7
 2008-09 Postseason N/A
 Final Ranking N/A
 Starters Returning/Lost..... 4/1
 Letterwinner Returning/Lost 12/4

Media Relations

WBB ContactLatonia Thirston
 Office..... 334-229-4511
 Email..... lathirston@alasu.edu

Series Notes

Series Record.....Alabama leads 12-2
 At Tuscaloosa..... 8-0
 At Montgomery 4-2
 At Neutral Site 0-0
 Current Streak..... Alabama - 1
 Last Time.....Alabama 75, Alabama State 47
 Nov. 25, 2008 in Tuscaloosa

CAL STATE BAKERSFIELDNovember 28 (San Luis Obispo, Calif.)
Holiday Beach Classic

Location.....Bakersfield, Calif.
 Founded 1970
 Enrollment 8,000
 Nickname Roadrunners
 Colors Blue & Gold
 Conference..... Independent
 President.....Dr. Horace Mitchell
 Athletic Director.....Rudy Carvajal
 Head Coach.....Tim La Kose
 2008-09 Record 19-10
 2008-09 Postseason N/A
 Final Ranking N/A
 Starters Returning/Lost..... 2/3
 Letterwinners Returning/Lost 7/4

Media Relations

WBB ContactMarshall Fey
 Office..... 661-654-3071
 Email..... mfey@csub.edu

Series Notes

Series Record.....First Meeting
 At Tuscaloosa..... N/A
 At Cookeville N/A
 At Neutral Site N/A
 Current Streak..... N/A
 Last Time..... N/A

NORTHWESTERN STATE

December 6 (Tuscaloosa, Ala.)

Location.....Natchitoches, La.
 Founded 1884
 Enrollment 9,111
 Nickname Lady Demons
 Colors Purple & White
 Conference..... Southland
 President.....Dr. Randall J. Webb
 Athletic Director.....Greg Burke
 Head Coach.....Jennifer Graf
 2008-09 Record18-13
 2008-09 Southland Record.....9-7
 2008-09 Postseason N/A
 Final Ranking N/A
 Starters Returning/Lost..... 3/2
 Letterwinner Returning/Lost 8/6

Media Relations

WBB ContactMatthew Bonnette
 Office.....318-357-6469
 Email..... bonnettem@nslua.edu

Series Notes

Series Record.....Northwestern State leads 1-0
 At Tuscaloosa..... 0-0
 At Natchitoches..... 0-1
 At Neutral Site 0-0
 Current Streak.....Northwestern State - 1
 Last Time.....Northwestern State 66, Alabama 58
 Jan. 2, 1986 in Natchitoches

ILLINOISNovember 29 (San Luis Obispo, Calif.)
Holiday Beach Classic

Location.....Urbana-Champaign, Ill.
 Founded 1867
 Enrollment 42,326
 Nickname Fighting Illini
 Colors Orange & Blue
 Conference.....Big Ten
 President.....B. Joseph White
 Athletic Director.....Ron Guenther
 Head Coach.....Jolette Law
 2008-09 Record 10-21
 2008-09 Big Ten Record..... 5-13
 2008-09 Postseason N/A
 Final Ranking N/A
 Starters Returning/Lost..... 5/0
 Letterwinners Returning/Lost 8/1

Media Relations

WBB ContactDerek Neal
 Office..... 217-244-3707
 Email..... drneal@illinois.edu

Series Notes

Series Record.....Alabama leads 2-0
 At Tuscaloosa..... 1-0
 At Cookeville 1-0
 At Neutral Site 0-0
 Current Streak..... Alabama - 2
 Last Time..... Alabama 84, Illinois 47
 1/10/95 in Tuscaloosa

CENTRAL FLORIDA

December 14 (Orlando, Fla.)

Location.....Orlando, Fla.
 Founded 1963
 Enrollment 50,254
 Nickname Golden Knights
 Colors Black & Gold
 Conference.....Conference USA
 President John Hitt
 Athletic Director.....Keith R. Tribble
 Head Coach Joi Williams
 2008-09 Record 17-17
 2008-09 Conference USA Record..... 11-5
 2008-09 Postseason NCAA First Round
 Final Ranking N/A
 Starters Returning/Lost..... 3/2
 Letterwinners Returning/Lost 11/3

Media Relations

WBB ContactAndrew Gavin
 Office 407-823-2464
 Email agavin@athletics.ucf.edu

Series Notes

Series Record..... Alabama leads 4-0
 At Tuscaloosa..... 3-0
 At Orlando 1-0
 At Neutral Site 0-0
 Current Streak..... Alabama - 4
 Last Time..... Alabama 67, UCF 53
Dec. 3, 2008 in Tuscaloosa

SOUTHERN MISSISSIPPI

December 30 (Tuscaloosa, Ala.)

Location.....Hattiesburg, Miss.
 Founded 1910
 Enrollment 15,000
 Nickname Golden Eagles
 Colors Black & Gold
 Conference.....Conference USA
 President Dr. Martha D. Saunders
 Athletic Director..... Richard Giannini
 Head Coach Joyce Lee-McNelis
 2008-09 Record 20-12
 2008-09 Conference USA..... 11-5
 2008-09 Postseason N/A
 Final Ranking N/A
 Starters Returning/Lost..... 1/4
 Letterwinners Returning/Lost 8/6

Media Relations

WBB ContactShirley Hill
 Office 601-266-4506
 Email Shirley.jones-hill@usm.edu

Series Notes

Series Record..... Southern Mississippi leads 3-1
 At Tuscaloosa..... 1-1
 At Hattiesburg 0-2
 At Neutral Site 0-0
 Current Streak..... Southern Miss - 1
 Last Time... Southern Mississippi 84, Alabama 79
Dec. 3, 1988 in Hattiesburg

FLORIDA A&M

December 16 (Tallahassee, Fla.)

Location..... Tallahassee, Fla.
 Founded 1887
 Enrollment 10,124
 Nickname Rattlers
 Colors Orange & Green
 Conference.....Mid-Eastern Athletic
 President
 Athletic Director..... William "Bill" Hayes
 Head Coach LeDawn Gibson
 2008-09 Record 14-17
 2008-09 Mid-Eastern Athletic Record..... 7-9
 2008-09 Postseason N/A
 Final Ranking N/A
 Starters Returning/Lost.....
 Letterman Returning/Lost.....

Media Relations

WBB Contact Ronnie Johnson
 Office 850-561-2701
 Email Ronnie.Johnson@famuedu

Series Notes

Series Record..... Alabama leads 2-0
 At Tuscaloosa..... 1-0
 At Tallahassee 0-0
 At Neutral Site 1-0
 Current Streak..... Alabama - 2
 Last Time..... Alabama 70, Florida A&M 68 OT
Dec. 17, 2008 in Tuscaloosa

GEORGIA

January 3 (Tuscaloosa, Ala.)

February 14 (Athens, Ga.)

Location..... Athens, Ga.
 Founded 1785
 Enrollment 34,180
 Nickname Lady Bulldogs
 Colors Red & Black
 Conference..... Southeastern
 President Dr. Michael F. Adams
 Athletic Director..... Damon Evans
 Head Coach Andy Landers
 2008-09 Record 18-14
 2008-09 SEC Record 7-7
 2008-09 Postseason NCAA First Round
 Final Ranking N/A
 Starters Returning/Lost..... 4/1
 Letterwinners Returning/Lost 6/4

Media Relations

WBB Contact Mike Mobley
 Office Phone..... 706-542-1621
 Email Address..... mmobley@sports.uga.edu

Series Notes

Series Record..... Georgia leads 27-9
 At Tuscaloosa..... 4-9
 At Athens 3-13
 At Neutral Site 2-5
 Current Streak..... Georgia - 14
 Last Meeting..... Georgia 63, Alabama 61
Jan. 25, 2009 in Tuscaloosa

PRESBYTERIAN

December 21 (Tuscaloosa, Ala.)

Location..... Clinton, S. C.
 Founded 1880
 Enrollment 1,200
 Nickname Blue Hose
 Colors Garnet & Blue
 Conference..... Big South
 President Dr. John V. Griffith
 Athletic Director..... Dr. William Carlton
 Head Coach Ronny Fisher
 2008-09 Record 4-25
 2008-09 Big South Record 1-15
 2008-09 Postseason N/A
 Final Ranking N/A
 Starters Returning/Lost..... 4/1
 Letterwinners Returning/Lost 6/3

Media Relations

WBB ContactAJ Henderson
 Office 336-851-6062
 Email ajhenders@presby.edu

Series Notes

Series Record..... First Meeting
 At Tuscaloosa..... N/A
 At Clinton N/A
 At Neutral Site N/A
 Current Streak..... N/A
 Last Time..... N/A

MISSISSIPPI

January 7 (Oxford, Miss.)

Location..... Oxford, Miss.
 Founded 1848
 Enrollment 17,601
 Nickname Lady Rebels
 Colors Cardinal Red and Navy Blue
 Conference..... Southeastern
 Chancellor Dr. Dan Jones
 Athletic Director..... Pete Boone
 Head Coach Renee Ladner
 2008-09 Record 18-15
 2008-09 SEC Record 5-9
 2008-09 Postseason WNIT Third Round
 Final Ranking N/A
 Starters Returning/Lost..... 4/1
 Letterwinners Returning/Lost 12/1

Media Relations

WBB contact Jay D'Abramo
 Office phone..... 662-915-7896
 Email address..... jdabramo@olemiss.edu

Series Notes

Series Record Mississippi leads 31-17
 At Tuscaloosa..... 10-10
 At Oxford..... 6-15
 At Neutral Site 1-6
 Current Streak..... Alabama - 1
 Last Meeting..... Alabama 67, Mississippi 59
 Feb. 19, 2009 in Tuscaloosa

KENTUCKY

January 17 (Lexington, Ky.)

Location..... Lexington, Ky.
 Founded 1865
 Enrollment 27,000
 Nickname Wildcats
 Colors Blue & White
 Conference..... Southeastern
 President Dr. Lee Todd Jr.
 Athletic Director..... Mitch Barnhart
 Head Coach Matthew Mitchell
 2008-09 Record 16-16
 2008-09 SEC Record 5-9
 2008-09 Postseason WNIT Second Round
 Final Ranking N/A
 Starters Returning/Lost..... 3/2
 Letterwinners Returning/Lost 5/5

Media Relations

WBB Contact Susan Lax
 Office Phone..... 859-257-3838
 Email Address slax0@uky.edu

Series Notes

Series Record Kentucky leads 19-15
 At Tuscaloosa..... 7-6
 At Lexington..... 5-10
 At Neutral Site 1-3
 Current Streak..... Kentucky - 4
 Last Meeting..... Kentucky 67, Alabama 57
 Jan. 15, 2009 in Tuscaloosa

SOUTH CAROLINA

January 10 (Tuscaloosa, Ala.)

Location..... Columbia, S. C.
 Founded 1801
 Enrollment 25,077
 Nickname Gamecocks
 Colors Garnet & Black
 Conference..... Southeastern
 President Dr. Harris Pastides
 Athletic Director..... Eric Hyman
 Head Coach Dawn Staley
 2008-09 Record 10-18
 2008-09 SEC Record 2-12
 2008-09 Postseason N/A
 Final Ranking N/A
 Starters Returning/Lost..... 4/1
 Letterwinners Returning/Lost 6/6

Media Relations

WBB Contact Diana Koval
 Office Phone..... 803-777-7977
 Email Address dkoval@mailbox.sc.edu

Series Notes

Series Record Alabama leads 15-11
 At Tuscaloosa..... 8-4
 At Columbia..... 5-7
 At Neutral Site 2-0
 Current Streak..... South Carolina - 1
 Last Meeting..... South Carolina 68, Alabama 57
 Feb. 15, 2009 in Columbia

FLORIDA

January 21 (Tuscaloosa, Ala.)
 February 28 (Gainesville, Fla.)

Location..... Gainesville, Fla.
 Founded 1853
 Enrollment 50,576
 Nickname Gators
 Colors Orange & Blue
 Conference..... Southeastern
 President Dr. Bernie Machen
 Athletic Director..... Jeremy Foley
 Head Coach Amanda Butler
 2008-09 Record 24-8
 2008-09 SEC Record 9-5
 2008-09 Postseason NCAA Second Round
 Final Ranking 23
 Starters Returning/Lost..... 3/2
 Letterwinners Returning/Lost 9/3

Media Relations

WBB Contact Kathy Cafazzo
 Office Phone..... 352-375-4683 ext. 6133
 Email Address KathyC@gators.uaa.ufl.edu

Series Notes

Series Record Alabama leads 26-20
 At Tuscaloosa..... 10-6
 At Gainesville..... 6-11
 At Neutral Site 10-3
 Current Streak..... Florida - 4
 Last Meeting..... Florida 92, Alabama 71
 Feb. 5, 2009 in Tuscaloosa

AUBURN

January 14 (Auburn, Ala.)
 February 7 (Tuscaloosa, Ala.)

Location..... Auburn, Ala.
 Founded 1856
 Enrollment 24,530
 Nickname Tigers
 Colors Burnt Orange and Navy Blue
 Conference..... Southeastern
 President Dr. Jay Gouge
 Athletic Director..... Jay Jacobs
 Head Coach Nell Fortner
 2008-09 Record 30-4
 2008-09 SEC Record 12-2
 2008-09 Postseason NCAA Second Round
 Final Ranking 13
 Starters Returning/Lost..... 1/4
 Letterwinners Returning/Lost 7/4

Media Relations

WBB Contact Matt Crouch
 Office Phone..... 334-844-9709
 Email Address mcrouch@auburn.edu

Series Notes

Series Record Auburn leads 38-32
 At Tuscaloosa..... 18-12
 At Auburn 8-23
 At Neutral Site 6-3
 Current Streak..... Auburn - 6
 Last Meeting..... Auburn 81, Alabama 54
 Feb. 8, 2009 in Tuscaloosa

ARKANSAS

January 24 (Tuscaloosa, Ala.)
February 21 (Fayetteville, Ark.)

Location..... Fayetteville, Ark.
Founded 1871
Enrollment 19,191
Nickname Lady Razorbacks
Colors Cardinal & White
Conference..... Southeastern
Chancellor Dr. G. David Gearhart
Athletic Director Jeff Long
Head Coach Tom Collen
2008-09 Record 18-14
2008-09 SEC Record 6-8
2008-09 Postseason WNIT Third Round
Final Ranking N/A
Starters Returning/Lost 2/3
Letterwinners Returning/Lost 9/3

Media Relations
WBB Contact Jeri Thorpe
Office Phone 479-575-5037
Email Address jthorpe@uark.edu

Series Notes
Series Record Arkansas leads 13-12
At Tuscaloosa 8-4
At Fayetteville 3-8
At Neutral Site 1-1
Current Streak Arkansas - 3
Last Meeting Arkansas 74, Alabama 69
..... Feb. 22, 2009 in Fayetteville

MISSISSIPPI STATE

February 4 (Starkville, Miss.)
February 25 (Tuscaloosa, Ala.)

Location..... Starkville, Miss.
Founded 1878
Enrollment 18,601
Nickname Lady Bulldogs
Colors Maroon & White
Conference..... Southeastern
President Dr. Vance Watson
Athletic Director Greg Byrne
Head Coach Sharon Fanning-Otis
2008-09 Record 23-10
2008-09 SEC Record 8-6
2008-09 Postseason NCAA Second Round
Final Ranking N/A
Starters Returning/Lost 4/1
Letterwinners Returning/Lost 11/3

Media Relations
Basketball Contact Jay Middleton
Office Phone 662-325-0972
Email Address jmiddleton@athletics.msstate.edu

Series Notes
Series Record Alabama leads 33-11
At Tuscaloosa 15-5
At Starkville 16-5
At Neutral Site 2-1
Current Streak Mississippi State - 3
Last Meeting Mississippi State 67, Alabama 49
..... March 1, 2009 in Tuscaloosa

VANDERBILT

January 28 (Nashville, Tenn.)

Location..... Nashville, Tenn.
Founded 1873
Enrollment 6,584
Nickname Commodores
Colors Black & Gold
Conference..... Southeastern
Chancellor Nicholas S. Zeppos
Senior Women's Administrator Candice Storey
Head Coach Melanie Balcomb
2008-09 Record 26-9
2008-09 SEC Record 10-4
2008-09 Postseason NCAA Sweet Sixteen
Final Ranking 8
Starters Returning/Lost 3/2
Letterwinners Returning/Lost 8/3

Media Relations
WBB Contact Chris Weinman
Office Phone 615-343-0019
Email Address chris.weinman@vanderbilt.edu

Series Notes
Series Record Vanderbilt leads 25-11
At Tuscaloosa 7-9
At Nashville 0-15
At Neutral Site 4-1
Current Streak Vanderbilt - 8
Last Meeting Vanderbilt 88, Alabama 64
..... Feb. 1, 2009 in Nashville

TENNESSEE

February 18 (Tuscaloosa, Ala.)

Location..... Knoxville, Tennessee
Founded 1794
Enrollment 26,400
Nickname Lady Vols
Colors Orange & White
Conference..... Southeastern
Interim President Dr. Jan Simek
Athletic Director Joan Cronan
Head Coach Pat Summitt
2008-09 Record 22-11
2008-09 SEC Record 9-5
2008-09 Postseason NCAA First Round
Final Ranking N/A
Starters Returning/Lost 4/1
Letterwinners Returning/Lost 10/2

Media Relations
Basketball Contact Debby Jennings
Office Phone 865-974-4275
Email Address djennings@utk.edu

Series Notes
Series Record Tennessee leads 41-2
At Tuscaloosa 0-15
At Knoxville 0-18
At Neutral Site 2-8
Current Streak Tennessee - 34
Last Meeting Tennessee 80, Alabama 61
..... Feb. 12, 2009 in Knoxville

LSU

January 31 (Tuscaloosa, Ala.)

Location..... Baton Rouge, La.
Founded 1860
Enrollment 29,317
Nickname Lady Tigers
Colors Purple & Gold
Conference..... Southeastern
President Dr. John V. Lambardi
Athletic Director Joe Alleva
Head Coach Van Chancellor
2008-09 Record 19-11
2008-09 SEC Record 10-4
2008-09 Postseason NCAA Second Round
Final Ranking N/A
Starters Returning/Lost 4/1
Letterwinners Returning/Lost 9/2

Media Relations
Basketball Contact Bill Martin
Office Phone 225-578-8204
Email Address wmarti4@lsu.edu

Series Notes
Series Record LSU leads 29-16
At Tuscaloosa 11-9
At Baton Rouge 3-19
At Neutral Site 2-1
Current Streak LSU - 10
Last Meeting LSU 55, Alabama 34
..... Jan. 11, 2009 in Baton Rouge

2009-10 PLAYERS



Alyson Butler.....	42-43
Katie Hancock	44-45
Tierney Jenkins	46-47
Dedrea Magee	48-49
Carmen McCoy	50-51
Varisia Raffington	52-53
Kayla Robinson	54-55
Ericka Russell	56-57
Courtney Strauthers	58-59
Tamara Williams.....	60-61
Jennifer Edwards	62
Celiscia Farmer.....	63
LaToya King	64
Jocelyn Shaw.....	65
Candace Sykes	66

INSIDE

3

ALYSON
BUTLER

5-11 • JUNIOR • GUARD
CLEVELAND, TENN. • WALKER VALLEY



2008-09 (SOPHOMORE)

Named to the SEC Academic Honor Roll ... Saw action in all 30 games ... had best performance of the year on Nov. 29 against Northern Iowa where she connected on five shots from beyond the arc and set a new career high in points with 15 ... Collected 10 points in SEC opener against Vanderbilt on Jan. 8 ... tied her career high in rebounds with three and blocks with one against Florida A&M on Dec. 17 ... played a career-high 35 minutes in overtime game against Samford ... was the Tide's leading scorer in season opener against Centenary on Nov. 14 with 13 points ... averaged 22.5 minutes played and 5.8 points scored per game ... scored 174 points and pulled down 35 boards ... member of the Phi Kappa Phi honor society ... named to the College of Education Dean's List.

2007-08 (REDSHIRT)

Redshirted the season after having successful season-ending surgery.

2006-07 (FRESHMAN)

Member of the SEC Freshmen Academic Honor Roll ... started in four of the 30 games for the Crimson Tide ... best performance came on Dec. 4 against McNeese St. when she shot 4-for-10, scoring 14 points and went 2-for-2 from the free-throw line ... also scored 12 points against North Dakota State on Dec. 30 going 4-for-8 ... led the team four times in assists and twice in blocked shots ... averaged 3.4 points, 1.1 rebounds and 0.9 assists per game ... tallied 91 points and grabbed 29 rebounds ... handed out 25 assists ... averaged 1.6 points per game during SEC play.

HIGH SCHOOL

Earned Class AAA First Team All-State honors by the Tennessee Sports Writers Association and AP honorable mention accolades following her senior season ... First Team All-State honoree by the Tennessee Sports Writers Association and Second Team All-State as announced by

the AP as a junior ... led her team to a state Final Four appearance and three Sweet Sixteen qualifications in her career at Walker Valley ... helped her team earn regional championships twice, two district titles and a regional runner-up finish in her four seasons ... all-time leading scorer in Walker Valley history with 2,159 career points ... averaged 22 points, five rebounds, five assists and three steals per game as a senior ... had her jersey (#22) retired at Walker Valley ... Team MVP three times... earned all-area, all-region and all-district honors three times ... Wendy's High School All-American nominee and McDonald's All-American Heisman nominee ... Regional tournament MVP and the MVP of the District and the District tournament three times while earning all-region honors three times ... Best of Preps All-Area Player of the Year as a junior, was Best of Preps All-Area as a junior and senior ... Greene County Classic All-Tournament team ... also competed in tennis, cross country and soccer at Walker Valley, earning all-region honors in cross country ... played for head coach David Tucker ... graduated seventh in her class with a 4.0 GPA ... earned the school's Best-All Around award ... National Honor Society member ... member of the Beta Club, FCA, Anchor Club and Circle of Champions ... named senior superlative Miss Walker Valley ... Walker Valley's FCA Athlete of the Year as a senior ... Greater Chattanooga/Southeast Tennessee FCA Athlete of the Year nominee ... class president three years ... Student Government Association secretary as a senior.

PERSONAL INFORMATION

Born September 30, 1987 ... daughter of Al and Judy Butler ... has one brother, Clay ... majoring in exercise science.

CAREER AND SEC HIGHS

Points

Career: 15 vs. Northern Iowa (Nov. 29, 2008)
SEC: 10 vs. Vanderbilt (Jan. 8, 2009)

Rebounds

Career: 4 vs. Belmont (Dec. 29, 2008)
SEC: 2-five times, last at LSU (Jan. 11, 2009)

Field Goals Made

Career: 5-three times, last vs. Ball State (Dec. 30, 2008)
SEC: 3 vs. Vanderbilt (Jan. 8, 2009)

Field Goal Attempts

Career: 14 vs. Centenary (Nov. 5, 2008)
SEC: 11 vs. Kentucky (Jan. 15, 2009)

3-Point Field Goals Made

Career: 5 vs. Northern Iowa (Nov. 29, 2008)
SEC: 2 vs. Vanderbilt (Jan. 8, 2009)

3-Point Field Goal Attempts

Career: 10-twice, last vs. Northern Iowa (Nov. 29, 2008)
SEC: 8 vs. Kentucky (Jan. 15, 2009)

Free Throws Made

Career: 3-four times, last vs. South Carolina (Feb. 15, 2009)
SEC: 3-twice, last at South Carolina (Feb. 15, 2009)

Free Throw Attempts

Career: 6-twice, last vs. Hampton (Nov. 22, 2008)
SEC: 5 at South Carolina (Feb. 15, 2009)

Assists

Career: 4-twice, last vs. McNeese State (Dec. 4, 2006)
SEC: 3 at Auburn (Feb. 1, 2007)

Steals

Career: 3 vs. Alabama A&M (Dec. 22, 2008)
SEC: 2-five times, last at Tennessee (Feb. 12, 2009)

Blocks

Career: 2 vs. Ball State (Dec. 30, 2008)
SEC: 1 at South Carolina (Jan. 14, 2007)

Minutes

Career: 35 vs. Samford (Nov. 18, 2008)
SEC: 33 at LSU (Feb. 25, 2007)

BUTLER'S CAREER STATS

Year	GP-GS	Min	Avg	FG	FGA	Pct	FT	FTA	Pct	Off	Def	Tot	Avg	PF-FO	A	TO	Blk	Stl	Pts	Avg
2006-07	27-4	451	16.7	30	98	.306	18	62	.290	13	21	29	1.1	35-1	25	46	3	17	91	3.4
2007-08	Redshirt Season																			
2008-09	30-0	676	22.5	56	206	.272	39	153	.255	23	30	35	1.2	36-0	29	33	4	20	174	5.8
TOTAL	57-4	1127	19.8	86	304	.283	57	215	.265	36	51	64	1.1	71-1	54	79	7	37	265	4.6

BASKETBALL



KATIE

HANCOCK

5-11 • JUNIOR • FORWARD
TUPELO, MISS. • TUPELO

31

2008-09 (SOPHOMORE)

Started 21 games for the Tide ... saw action in all 30 games ... had a solid all-around game against South Carolina with seven rebounds, five points, four assists and two steals on Feb. 12 ... led the Tide in points at Hampton on Nov. 22 with a career-high of 15 ... recorded first career double-double with 12 points and 11 rebounds in season opener against Centenary on Nov. 14 ... averaged 4.2 points and 3.6 rebounds ... scored 125 points and pulled down 107 boards ... racked up 24 assists, 15 steals and eight blocks ... member of the Alpha Lambda Delta honor society.

2007-08 (FRESHMAN)

Member of the SEC Freshmen Academic Honor Roll ... started in 11 games she played in as a true freshman after missing the first 19 games of the season due to ACL surgery ... best performance came on March 6 against Georgia when she shot 5-for-9, scoring 14 points and went 3-for-5 from the free throw line ... also scored nine points against Mississippi on Feb. 24 going 4-for-9 ... averaged 6.0 points, 2.5 rebounds and 1.5 assists per game ... tallied 66 points and grabbed 28 rebounds ... handed out 17 assists ... averaged 6.0 points per game during SEC play.

HIGH SCHOOL

Two-time North Mississippi Player of the Year (2006, 2007) ... led Tupelo HS to a state runner-up finish as a senior after semifinal appearances in her sophomore and junior seasons ... Mississippi State Tournament All-Tournament team in 2005 and 2007 ... 2006-07 All-State Preseason Dandy Dozen selection ... played for head coach Stephanie Murphy at Tupelo ... also an All-State softball player, leading her team to a state championship as a senior ... Mississippi MVP honors in her final two seasons ... also participated in golf ... competed on the Alabama Roadrunners Nike Team in AAU action ... member of FCA in high school

... National Honor Society inductee who had a 4.0 GPA in high school.

PERSONAL INFORMATION

Born June 18, 1988 ... daughter of Dean and Betty Hancock ... has one older brother, Jon-Jon, who played baseball at Mississippi and was a member of the Rebels 2006 SEC Championship squad ... also the sister of the late Josh Hancock, who pitched for Auburn's College World Series team and professionally for the St. Louis Cardinals ... majoring in business management.

CAREER AND SEC HIGHS

Points

Career: 15 vs. Hampton (Nov. 22, 2008)
SEC: 14 vs. Georgia (March 6, 2008)

Rebounds

Career: 11-twice, last vs. Samford (Nov. 18, 2008)
SEC: 7-twice, last at South Carolina (Feb. 15, 2009)

Field Goals Made

Career: 5-twice, last vs. Sam Houston State (Dec. 7, 2008)
SEC: 5 vs. Georgia (March 6, 2008)

Field Goal Attempts

Career: 10-twice, last vs. Samford (Nov. 18, 2008)
SEC: 10 at Mississippi (Feb. 3, 2008)

3-Point Field Goals Made

Career: 2-three times, last vs. Ball State (Dec. 30, 2008)
SEC: 1-eight times, last at Vanderbilt (Feb. 1, 2009)

3-Point Field Goal Attempts

Career: 7 vs. Mississippi (Feb. 3, 2008)
SEC: 7 vs. Mississippi (Feb. 3, 2008)

Free Throws Made

Career: 6 vs. Hampton (Nov. 22, 2008)
SEC: 3 vs. Georgia (March 6, 2008)

Free Throw Attempts

Career: 6 vs. Hampton (Nov. 22, 2008)
SEC: 5 vs. Georgia (March 6, 2008)

Assists

Career: 4-twice, last at South Carolina (Feb. 15, 2009)
SEC: 4 at South Carolina (Feb. 15, 2009)

Steals

Career: 2-three times, last at South Carolina (Feb. 15, 2009)
SEC: 2-twice, last at South Carolina (Feb. 15, 2009)

Blocks

Career: 2 vs. Centenary (Nov. 5, 2008)
SEC: 1-three times, last vs. Mississippi State (March 1, 2009)

Minutes Played

Career: 32 vs. Samford (Nov. 18, 2008)
SEC: 31-three times, last at South Carolina (Feb. 15, 2009)

HANCOCK'S CAREER STATS

Year	GP-GS	Min	Avg	FG	FGA	Pct	FT	FTA	Pct	Off	Def	Tot	Avg	PF-FO	A	TO	Blk	Stl	Pts	Avg
2007-08	11-11	272	24.7	25	65	.385	7	33	.212	9	19	28	2.5	11-0	17	45	0	3	66	6.0
2008-09	30-21	454	15.1	46	126	.365	12	53	.226	21	26	107	3.6	34-0	24	36	8	15	125	4.2
TOTAL	41-32	726	17.7	71	191	.372	19	86	.221	30	46	135	3.3	45-0	41	81	8	18	191	4.7



21
TIERNEY
JENKINS
6-0 • JUNIOR • FORWARD
MT. JULIET, TENN. • WILSON CENTRAL

2008-09 (SOPHOMORE)

Started nine games for the Tide ... saw action in all 30 contests ... led Alabama in scoring on nine occasions ... collected seven double-doubles throughout the season ... amassed double figure points 18 times and double-digit rebounds eight times ... had her best performance of the season on Feb. 19 in Alabama's win over Mississippi, with 25 points, 14 rebounds, four assists and two blocks ... had a double-double with 16 points and 11 rebounds while playing a season-high 36 minutes against Georgia on Jan. 25 ... voted to the Crimson Tide All-Tournament team after pouring in 23 points and adding 10 rebounds in win over Ball State ... tallied her first double-double of the season with 17 points and 10 rebounds and a career-best four assists against Florida A&M on Dec. 17 ... averaged a team best 11.1 points and 7.4 rebounds per game ... scored a team high 333 points for the year and pulled down 222 rebounds.

2007-08 (FRESHMAN)

Named to the All-SEC Freshman Team ... started in 26 of the 30 games for the Crimson Tide ... named the SEC Freshman of the Week on Dec. 24 ... collected five double-doubles ... best performance came on Dec. 20 against Hampton when she shot 11-for-16, scoring 29 points and hitting 7-of-8 attempts from the free throw line ... also scored 21 points against Washington State on Nov. 24 going 10-for-13 ... named to the Junkanoo Jam All-Tournament Team ... led the team 14 times in scoring and 10 times in steals ... averaged 11.8 points, 6.7 rebounds and 0.5 assists per game ... tallied 354 points and grabbed 200 rebounds ... handed out 15 assists ... averaged 10.6 points per game during SEC play ... led the team with 354 points and led the team with 200 rebounds.

HIGH SCHOOL

Two-time Tennessee Sportswriters Association First Team All-State honoree (2006, 2007) ... helped her team win the 2006 Tennessee Class AAA State title after advancing to the quarterfinals in 2004 and 2005 ... earned MVP honors at the 2006 state tournament after leading her team to the title while averaging 17.7 points and 14.7 rebounds per game ... led WCHS to three Regional titles and two District titles in her career ... 2006 Mid-State Player of the Year ... two-time Regional All-Tournament team member ... three-time All-District and All-Region honoree ... Street & Smith honorable mention All-American as a senior ... Mid-State second team member as a junior ... earned her team's offensive MVP and Best Rebounder awards in her junior season ... 2005 and 2006 Bradley Central Holiday Classic All-Tournament team member ... Greenville Holiday Classic All-Tournament honoree ... guided Wilson Central to the 2005 NCAA Hoop City championship ... helped her AAU teams qualify for national team competition five times, including a runner-up finish at the 2006 Nike Flight Nationals ... member of FCA, FBLA, Deca and FCCLA at Wilson Central.

PERSONAL INFORMATION

Born August 26, 1989 ... daughter of Willie and Pamela Bryson ... has two brothers, Dominique and Preston, and two sisters, Tiffany and Autumn ... majoring in broadcasting.

CAREER AND SEC HIGHS

Points

Career: 29 vs. Hampton (Dec. 20, 2007)
SEC: 25 vs. Mississippi (Feb. 19, 2009)

Rebounds

Career: 15 vs. Alabama A&M (Dec. 17, 2007)
SEC: 14 vs. Mississippi (Feb. 19, 2009)

Field Goals Made

Career: 11 vs. Hampton (Dec. 20, 2007)
SEC: 8-twice, last vs. Mississippi (Feb. 19, 2009)

Field Goal Attempts

Career: 21 vs. Jacksonville State (Dec. 22, 2007)
SEC: 17 vs. Florida (Feb. 5, 2009)

3-Point Field Goals Made

Career: 1-three times, last vs. Florida (Feb. 5, 2009)
SEC: 1-twice, last vs. Florida (Feb. 5, 2009)

3-Point Field Goal Attempts

Career: 2 vs. Florida (Feb. 5, 2009)
SEC: 2 vs. Florida (Feb. 5, 2009)

Free Throws Made

Career: 9 vs. Mississippi (Feb. 19, 2009)
SEC: 9 vs. Mississippi (Feb. 19, 2009)

Free Throw Attempts

Career: 11 vs. Mississippi (Feb. 19, 2009)
SEC: 11 vs. Mississippi (Feb. 19, 2009)

Assists

Career: 4-three times, last at Arkansas (Feb. 22, 2009)
SEC: 4-twice, last at Arkansas (Feb. 22, 2009)

Steals

Career: 6 vs. Washington State (Nov. 24, 2007)
SEC: 4 at Vanderbilt (March 2, 2008)

Blocks


Career: 5 vs. East Tennessee State (Jan. 2, 2008)
SEC: 1-four times, last at Vanderbilt (Feb. 1, 2009)

Minutes Played

Career: 38 vs. Hampton (Dec. 20, 2007)
SEC: 37 vs. Florida (Feb. 5, 2009)

JENKINS' CAREER STATS

Year	GP-GS	Min	Avg	FG	FGA	Pct	FT	FTA	Pct	Off	Def	Tot	Avg	PF-FO	A	TO	Blk	Stl	Pts	Avg
2007-08	30-26	721	24.0	140	310	.452	1	5	.200	73	110	200	6.7	90-2	15	90	20	53	354	11.8
2008-09	30-9	706	23.5	124	284	.437	2	7	.286	83	118	222	7.4	76-2	38	79	15	48	333	11.1
TOTAL	60-35	1427	23.8	264	594	.444	3	12	.250	156	228	422	7.0	166-4	53	169	35	101	687	11.5



2
DEDREA
M A G E E
5-7 • SENIOR • GUARD
PICAYUNE, MISS • PICAYUNE

2008-09 (JUNIOR)

Started in 21 contests for Alabama ... saw action in all 30 games ... played all 40 minutes in four games throughout the season ... best offensive performance came at Tennessee on Feb. 12 when she scored 21 points on 10-for-18 shooting ... pulled down a season-best nine rebounds against Mississippi State in the Tide's last game of the regular season on March 1 ... dished out a career-best 10 assists on Jan. 8 in the Tide's SEC opener against No. 24 Vanderbilt ... named Crimson Tide Holiday Classic MVP after scoring 27 points and adding 12 rebounds and five assists in Alabama's two wins ... led the Tide in minutes played per game (28.2) and assists per game (4.1) ... averaged 7.6 points and 4.1 rebounds per game ... scored 228 points and dished out 124 assists for the year ... pulled down 123 rebounds and grabbed 25 steals.

2007-08 (SOPHOMORE)

Started in every non-conference and conference game for the Crimson Tide ... best performance came on Jan. 17 against Arkansas when she shot 8-for-16, scoring 19 points while playing 36 minutes ... also scored 17 points against Florida on Jan. 13 going 6-12 from the floor ... led the team six times in points and 17 times in assists ... averaged 8.5 points, 3.8 rebounds and 3.3 assists per game ... tallied 255 points and grabbed 113 rebounds ... handed out 98 assists ... averaged 9.2 points per game during SEC play ... led the team with 1050 minutes played and was third with a 69.1 free throw percentage ... ranked second in the SEC in minutes played with 35 per contest.

2006-07 (FRESHMAN)

Started in seven of the 30 games for the Crimson Tide ... best performance came on Feb. 11 against Mississippi when she collected 11 points shooting 5-for-7 from the floor ... averaged 3.0 points, 2.3 rebounds and 1.1 assists per game ... tallied 67 points and grabbed 50 rebounds

... handed out 24 assists ... averaged 2.9 points per game during SEC play.

HIGH SCHOOL

One of the best high school players in the state of Mississippi ... Gatorade Player of the Year in Mississippi following her senior season ... finished her career with 2,126 points, the school's record for career points ... averaged 26 points, 7.5 rebounds and five assists per game as a senior ... Clarion-Ledger First Team All-State selection ... Dandy Dozen selection by the Clarion-Ledger ... played in the North/South All-Star game in the state of Mississippi ... competed in the Mississippi/Alabama All-Star game as a senior ... led her team to district championships as a sophomore and as a senior ... named to the All-South team in Mississippi after her sophomore, junior and senior seasons ... scored 40 points, grabbed 10 rebounds to go with 10 assists and six steals against Bay High as a senior.

PERSONAL INFORMATION

Born February 12, 1988 ... daughter of Diane Magee ... has two brothers, Kelton and Dedvin and two sisters, April and Keanna ... majoring in human development.

CAREER AND SEC HIGHS

Points

Career: 21 at Tennessee (Feb. 12, 2009)
SEC: 21 at Tennessee (Feb. 12, 2009)

Rebounds

Career: 9-twice, last vs. Mississippi State (March 1, 2009)
SEC: 9 vs. Mississippi State (March 1, 2009)

Field Goals Made

Career: 10 vs. Tennessee (Feb. 12, 2009)
SEC: 10 vs. Tennessee (Feb. 12, 2009)

Field Goal Attempts

Career: 18 vs. Tennessee (Feb. 12, 2009)
SEC: 18 vs. Tennessee (Feb. 12, 2009)

3-point Field Goals Made

Career: 5 vs. Florida (Jan. 13, 2008)
SEC: 5 vs. Florida (Jan. 13, 2008)

3-point Field Goal Attempts

Career: 9 vs. Florida (Jan. 13, 2008)
SEC: 9 vs. Florida (Jan. 13, 2008)

Free Throws Made

Career: 8 vs. Belmont (Dec. 29, 2008)
SEC: 4 at Kentucky (Feb. 17, 2008)

Free Throw Attempts

Career: 9-three times, last vs. Ball State (Dec. 30, 2008)
SEC: 6 at Auburn (Feb. 14, 2008)

Assists

Career: 10 vs. Vanderbilt (Jan. 8, 2009)
SEC: 10 vs. Vanderbilt (Jan. 8, 2009)

Steals

Career: 5 vs. Auburn (Feb. 14, 2008)
SEC: 5 vs. Auburn (Feb. 14, 2008)

Blocks

Career: 1-five times, last vs. Mississippi State (March 1, 2009)
SEC: 1-twice, last vs. Mississippi State (March 1, 2009)

Minutes Played

Career: 43 vs. Hampton (Dec. 20, 2007)
SEC: 40-four times, last vs. Tennessee (March 5, 2009)

MAGEE'S CAREER STATS

Year	GP-GS	Min	Avg	FG	FGA	Pct	FT	FTA	Pct	Off	Def	Tot	Avg	PF-FO	A	TO	Blk	Stl	Pts	Avg
2006-07	22-7	352	16.0	30	60	.500	3	9	.333	4	8	12	2.3	35-0	24	60	0	18	67	3.0
2007-08	30-30	1050	35.0	88	263	.335	32	80	.400	47	68	115	3.8	80-2	98	158	1	42	255	8.5
2008-09	30-21	846	28.2	86	230	.374	5	35	.143	51	68	119	4.1	64-2	124	94	4	25	228	7.6
TOTAL	82-58	2248	27.4	204	553	.369	40	124	.323	102	144	231	3.5	179-4	246	312	5	85	550	6.7



30

CARMEN

MCCOY

6-4 • SOPHOMORE • CENTER
LEEDS, ALA. • LEEDS

2008-09 (FRESHMAN)

Saw action in 24 games ... grabbed a career-high two steals against Tennessee on Feb. 12 ... connected on 4-of-6 from the field for a career-high nine points against Auburn on Feb. 8 ... pulled down SEC-high four rebounds on Jan. 22 against Auburn ... collected four blocks against Alabama State on Nov. 25 ... averaged 2.7 points and 3.2 rebounds.

HIGH SCHOOL

Prepped at Leeds High School in Leeds, Ala. ... played for Dale Burnette at LHS ... Class 3A Area MVP ... All-Metro 3A selection ... helped lead LHS to a Sweet 16 finish in her freshman and senior season ... led Leeds to an Area championship three times ... helped Leeds to two regional appearances as a freshman and sophomore ... was the team captain for two seasons ... averaged 14.0 points, 18.0 rebounds, 5.0 blocks and 5.0 steals in her high school career ... averaged 12.7 points, 13.0 boards and 8.0 blocks per game as a junior ... played for Coach Bell on Alabama Roadrunners club team ... averaged 12.0 points, 16.0 rebounds and 5.0 blocks for the roadrunners ... also lettered in track and field and volleyball ... was the runner-up in the Class 3A discus for two years and placed third in the shot put ... was named the track and field MVP

PERSONAL INFORMATION

Born November 29, 1988 ... daughter of Robert and Felicia McCoy ... has two brothers, Josh and Robert, and a sister, Monica ... majoring in fashion design.

CAREER AND SEC HIGHS

Points

Career: 9 vs. Auburn (Feb. 8, 2009)

SEC: 9 vs. Auburn (Feb. 8, 2009)

Rebounds

Career: 7—twice, last vs. Tennessee (March 5, 2009)

SEC: 7 vs. Tennessee (March 5, 2009)

Field Goals Made

Career: 4 vs. Auburn (Feb. 8, 2009)

SEC: 4 vs. Auburn (Feb. 8, 2009)

Field Goal Attempts

Career: 6—twice, last vs. Tennessee (March 5, 2009)

SEC: 6—twice, last vs. Tennessee (March 5, 2009)

3-Point Field Goals Made

None

3-Point Field Goal Attempts

None

Free Throws Made

Career: 4 vs. Austin Peay (Dec. 20, 2008)

SEC: 2 at Auburn (Jan. 22, 2009)

Free Throw Attempts

Career: 7 vs. Alabama State (Nov. 25, 2008)

SEC: 2—three times, last vs. Tennessee (March 5, 2009)

Assists

Career: 1—twice, last vs. Tennessee (March 5, 2009)

SEC: 1 vs. Tennessee (March 5, 2009)

Steals

Career: 2 vs. Tennessee (Feb. 12, 2009)

SEC: 2 vs. Tennessee (Feb. 12, 2009)

Blocks

Career: 4 vs. Alabama State (Nov. 25, 2008)

SEC: 1—three times, last vs. Tennessee (March 5, 2009)

Minutes Played

Career: 23 vs. Tennessee (March 5, 2009)

SEC: 23 vs. Tennessee (March 5, 2009)

McCOY'S CAREER STATS

Year	GP-GS	Min	Avg	FG	FGA	Pct	FT	FTA	Pct	Off	Def	Tot	Avg	PF-FO	A	TO	Blk	Stl	Pts	Avg
2008-09	24-0	234	9.8	23	53	.434	0	0	.000	18	39	77	3.2	31-0	2	16	17	6	64	2.7
TOTAL	24-0	234	9.8	23	53	.434	0	0	.000	18	39	77	3.2	31-0	2	16	17	6	64	2.7



20

VARISIA

R A F F I N G T O N

5-11 • JUNIOR • GUARD
TALLAHASSEE, FLA. • FLORIDA

2008-09 (SOPHOMORE)

Started all 30 games for the Tide ... led the team in scoring six times ... collected double-figure points on 13 occasions ... racked up a career-high 27 points and went 7-of-8 from behind the arc against Vanderbilt on Feb. 1 ... played a career-high 38 minutes against Auburn, scoring 13 points and grabbing two steals on Feb. 8 ... notched 19 points against Auburn on Jan. 22 ... pulled down a career-high nine rebounds in win over Belmont on Dec. 29 ... averaged 9.8 points per game, good for third best on the team ... led the Tide with .367 three point percentage ... averaged 4.4 rebounds per game, second best on the team ... averaged 25.7 minutes per game ... was the Tide's third best scorer with 293 points on the year and 132 rebounds.

2007-08 (FRESHMAN)

Member of the SEC Freshmen Academic Honor Roll ... started in two of the 30 games for the Crimson Tide ... best performance came on Dec. 20 against Eastern Washington when she shot 7-for-11 scoring 17 points and grabbing seven steals ... also scored 11 points against Vanderbilt on March 2 ... led the team twice in steals ... averaged 3.7 points, 1.4 rebounds and 0.6 assists per game ... tallied 107 points and grabbed 42 rebounds ... handed out 17 assists ... averaged 5.9 points per game during SEC play.

HIGH SCHOOL

Led Florida High to consecutive FHSAA Class 3A state titles as a junior and senior ... MVP of the Florida Class 3A State Championship game in 2006 and 2007 ... First Team All-State in her junior and senior seasons ... First Team Sun Sports/FSN honoree as a junior and senior as voted by the Florida Sportswriters Association ... earned MVP honors in the 2006 3A state title game with 13 points and 17 rebounds ... posted a double-double in the 2007 FHSAA championship game, with 18 points and 10 rebounds en

route to MVP honors ... First Team All-Big Bend for the 2005-06 and 2006-07 seasons ... MVP of her high school team her last two seasons ... team co-captain as a junior and senior ... District Secretary for Florida Future Business Leaders of America ... played the violin in the orchestra ... president of her church's youth department and volunteers with Meals on Wheels ... also lettered in volleyball at FHS ... nominee for the Best & Brightest Award ... honor roll student at Florida High.

PERSONAL INFORMATION

Born April 10, 1989 ... daughter of Vincent and LaTanya Raffington ... has one sister, Gerica ... majoring in business accounting.

CAREER AND SEC HIGHS

Points

Career: 27 at Vanderbilt (Feb. 1, 2009)
SEC: 27 at Vanderbilt (Feb. 1, 2009)

Rebounds

Career: 9 vs. Belmont (Dec. 29, 2008)
SEC: 8 at Tennessee (Feb. 12, 2009)

Field Goals Made

Career: 9 at Vanderbilt (Feb. 1, 2009)
SEC: 9 at Vanderbilt (Feb. 1, 2009)

Field Goal Attempts

Career: 19 at Arkansas (Feb. 22, 2009)
SEC: 19 at Arkansas (Feb. 22, 2009)

3-Point Field Goals Made

Career: 7 at Vanderbilt (Feb. 1, 2009)
SEC: 7 at Vanderbilt (Feb. 1, 2009)

3-Point Field Goal Attempts

Career: 8 at Vanderbilt (Feb. 1, 2009)
SEC: 8 at Vanderbilt (Feb. 1, 2009)

Free Throws Made

Career: 3-twice, last vs. East Tennessee State (Jan. 2, 2008)
SEC: 3 at Auburn (Feb. 14, 2008)

Free Throw Attempts

Career: 4-three times, last vs. Florida (Feb. 5, 2009)
SEC: 4-three times, last vs. Florida (Feb. 5, 2009)

Assists

Career: 4 vs. Alabama A&M (Dec. 22, 2008)
SEC: 3-twice, last at Tennessee (Feb. 12, 2009)

Steals

Career: 2-five times, last vs. Auburn (Feb. 8, 2009)
SEC: 2-three times, last vs. Auburn (Feb. 8, 2009)

Blocks

Career: 1-nine times, last vs. Mississippi State (March 1, 2009)
SEC: 1-four times, last vs. Mississippi State (March 1, 2009)

Minutes Played

Career: 38 - twice, last at Arkansas (Feb. 22, 2009)
SEC: 38-twice, last at Arkansas (Feb. 22, 2009)

RAFFINGTON'S CAREER STATS

Year	GP-GS	Min	Avg	FG	FGA	Pct	FT	FTA	Pct	Off	Def	Tot	Avg	PF-FO	A	TO	Blk	Stl	Pts	Avg
2007-08	29-2	395	13.6	42	122	.344	11	40	.275	12	21	33	1.4	33-0	17	45	4	11	107	3.7
2008-09	30-30	771	25.7	123	280	.439	29	79	.367	18	24	42	4.4	49-0	46	58	6	13	293	9.8
TOTAL	59-32	1166	19.8	165	402	.410	40	119	.336	30	45	75	2.9	82-0	63	103	10	24	400	6.8

25

KAYLA
ROBINSON

6-2 • SOPHOMORE • CENTER
EDWARDS, MISS. • RAYMOND



2008-09 (FRESHMAN)

Saw action in 15 games ... scored five points and posted a career-high two steals while tying a career-high in blocks with two against Auburn on Feb. 8 ... had a stellar all-around game against Mississippi on Jan. 18 posting a career-high 10 points and pulling down an SEC-high seven boards, while playing a career-best 31 minutes ... had a career-high seven rebounds in Tide's win over Alabama State on Nov. 25 ... averaged 2.1 points and 2.6 rebounds per game ... scored 32 points and pulled down 39 rebounds ... grabbed five steals and blocked four shots.

HIGH SCHOOL

Attended Raymond High School in Raymond, Miss. ... played for coach Shay Jackson at RHS ... named to the Clarion-Ledger Dandy Dozen her senior year ... was a North/South Junior All-Star ... named to the Mississippi/Alabama All-Star team ... named an all-district player all four years ... All-South State player her junior and senior year ... All-State player her junior and senior year ... All-Metro second-team ... MVP of the Wayne County Tournament ... McDonald's All-American nominee ... led Raymond to a Mississippi State runner-up finish two years in a row ... helped RHS compile a 33-3 record her senior year ... led RHS to a Clinton Classic championship, a Natchez Tournament title, a Wayne County Rotary Tournament championship, a Ranger Roundup championship and a Hinds A.H.S. Tournament title ... averaged 19 points, 11 rebounds and 3.6 blocks per game for her high school career ... played for the Edwards Lady Bulldogs club team ... helped the Lady Bulldogs compile a 44-4 record ... club team was state champion nine years in a row ... Cartoon League champions four years

in a row ... club MVP five years in a row ... also lettered in track and field ... was the 3A state champion in the discus in 2007 and was the state champion in the shot put in 2008.

PERSONAL INFORMATION

Born May 15, 1990 ... daughter of Eddie and Linda Robinson ... has two sisters, Kalilah and Krystal ... majoring in biology and is pre-med.

CAREER AND SEC HIGHS

Points

Career: 10 at Mississippi (Jan. 18, 2009)

SEC: 10 at Mississippi (Jan. 18, 2009)

Rebounds

Career: 7 vs. Alabama State (Nov. 25, 2008)

SEC: 5-twice, last vs. Georgia (Jan. 25, 2009)

Field Goals Made

Career: 5 at Mississippi (Jan. 18, 2009)

SEC: 5 at Mississippi (Jan. 18, 2009)

Field Goal Attempts

Career: 9 at Mississippi (Jan. 18, 2009)

SEC: 9 at Mississippi (Jan. 18, 2009)

3-Point Field Goals Made

None

3-Point Field Goal Attempts

None

Free Throws Made

Career: 2-twice, last vs. Georgia (Jan. 25, 2009)

SEC: 2 vs. Georgia (Jan. 25, 2009)

Free Throw Attempts

Career: 2-twice, last vs. Georgia (Jan. 25, 2009)

SEC: 2 vs. Georgia (Jan. 25, 2009)

Assists

Career: 1-twice, last at Mississippi (Jan. 18, 2009)

SEC: 1 at Mississippi (Jan. 18, 2009)

Steals

Career: 2 vs. Georgia (Jan. 25, 2009)

SEC: 2 vs. Georgia (Jan. 25, 2009)

Blocks

Career: 2-twice, last vs. Georgia (Jan. 25, 2009)

SEC: 2 vs. Georgia (Jan. 25, 2009)

Minutes Played

Career: 31 at Mississippi (Jan. 18, 2009)

SEC: 31 at Mississippi (Jan. 18, 2009)

ROBINSON'S CAREER STATS

Year	GP-GS	Min	Avg	FG	FGA	Pct	FT	FTA	Pct	Off	Def	Tot	Avg	PF-FO	A	TO	Blk	Stl	Pts	Avg
2008-09	15-0	149	9.9	14	42	.333	0	0	.000	4	5	39	2.6	15-0	2	13	4	5	32	2.1
TOTAL	15-0	149	9.9	14	42	.333	0	0	.000	4	5	39	2.6	15-0	2	13	4	5	32	2.1

23

ERICKA
RUSSELL

5-7 • SOPHOMORE • GUARD
TUSCALOOSA, ALA. • NORTHRIDGE



2008-09 (FRESHMAN)

Named to SEC All-Freshman Team ... member of the SEC Freshmen Academic Honor Roll ... Started 25 games for Alabama ... saw action in all 30 games ... amassed double-figure points 14 times ... the Tide's top point producer on seven occasions ... played a career-high 36 minutes on her way to scoring 17 points and grabbing three steals in win over Mississippi on Feb. 19 ... pulled down a career-high six rebounds and tied her career-high in steals with three against Mississippi on Jan. 18 ... drained a career-best 25 points in SEC debut against Vanderbilt on Jan. 8 ... pulled down a career-high tying five rebounds on Dec. 29 against Belmont ... scored 21 points and added four rebounds and three steals against Austin Peay on Dec. 20 ... made first career start against Northern Iowa on Nov. 29 ... voted to the Nugget Classic All-Tournament Team ... averaged 10.1 points per game, second best on the team ... averaged 1.0 steal per game ... scored 304 points and grabbed 30 steals on the season ... led the Tide in three pointers made with 57, averaging 1.9 per game ... named to the Alpha Lambda Delta honor society, Phi Eta Sigma freshman honor society, National Society of Collegiate Scholars and recognized for the Black Scholars Award.

HIGH SCHOOL

Attended Northridge High School in Tuscaloosa, Ala. ... played for Lytrice Washington at NHS ... first female basketball player at NHS to sign a Division I scholarship ... named to the Tuscaloosa News Super Five twice and was selected as Player of the Year after her senior season ... named team MVP for three seasons ... was the leading scorer at NHS for three seasons ... finished

her career with a school record 1,792 points ... first player in NHS history to break the 1,000 point barrier ... reached 1,000 points in just two seasons ... led NHS to a 25-5 record her senior season ... helped NHS to an Area championship her freshman and sophomore seasons ... helped NHS reach its first regional in school history her freshman campaign ... averaged 21 points, 6.0 rebounds, 5.0 assists and 5.0 steals in her high school career ... tallied 23 points, 7.0 rebounds, 6.0 assists and 4.0 steals as a senior ... recorded 17.1 points, 6.8 boards, 4.7 assists and 4.5 steals per game her junior year ... recorded a career-high 37 points twice ... missed her sophomore season with a torn ACL ... played for the Alabama Twisters club team ... helped the Twisters make the Elite Eight at the national tournament in 2007.

PERSONAL INFORMATION

Born October 9, 1989 ... daughter of Edward Braggs and Betty Russell ... has one sister, Latasha ... majoring in business administration.

CAREER AND SEC HIGHS

Points

Career: 25 vs. Vanderbilt (Jan. 8, 2009)

SEC: 25 vs. Vanderbilt (Jan. 8, 2009)

Rebounds

Career: 6 at Mississippi (Jan. 18, 2009)

SEC: 6 at Mississippi (Jan. 18, 2009)

Field Goals Made

Career: 10 vs. Vanderbilt (Jan. 8, 2009)

SEC: 10 vs. Vanderbilt (Jan. 8, 2009)

Field Goal Attempts

Career: 18 vs. Mississippi (Feb. 19, 2009)

SEC: 18 vs. Mississippi (Feb. 19, 2009)

3-Point Field Goals Made

Career: 5—twice, last vs. Tennessee (March 5, 2009)

SEC: 5—twice, last vs. Tennessee (March 5, 2009)

3-Point Field Goal Attempts

Career: 12 vs. Louisville (Nov. 28, 2008)

SEC: 11 vs. Mississippi (Feb. 19, 2009)

Free Throws Made

Career: 6 vs. Central Florida (Dec. 3, 2008)

SEC: 4 vs. Georgia (Jan. 25, 2009)

Free Throw Attempts

Career: 6 vs. Central Florida (Dec. 3, 2008)

SEC: 4—twice, last vs. Georgia (Jan. 25, 2009)

Assists

Career: 3—three times, last vs. Mississippi State (March 1, 2009)

SEC: 3—three times, last vs. Mississippi State (March 1, 2009)

Steals

Career: 3—four times, last vs. Mississippi (Feb. 19, 2009)

SEC: 3—three times, last vs. Mississippi (Feb. 19, 2009)

Blocks

Career: 3 vs. Central Florida (Dec. 3, 2008)

SEC: None

Minutes Played

Career: 36 vs. Mississippi (Feb. 19, 2009)

SEC: 36 vs. Mississippi (Feb. 19, 2009)

RUSSELL'S CAREER STATS

Year	GP-GS	Min	Avg	FG	FGA	Pct	FT	FTA	Pct	Off	Def	Tot	Avg	PF-FO	A	TO	Blk	Stl	Pts	Avg
2008-09	30-25	744	24.8	106	312	.340	57	204	.279	35	47	75	2.5	65-2	32	42	5	30	304	10.1
TOTAL	30-25	744	24.8	106	312	.340	57	204	.279	35	47	75	2.5	65-2	32	42	5	30	304	10.1



COURTNEY
STRAUTHERS

6-4 • SENIOR • CENTER
SNELLVILLE, GA. • SHILOH

22

2008-09 (JUNIOR)

Started all 30 games for Alabama ... had her best performance of the year on Jan. 8 against Vanderbilt where she collected her first career double-double with 12 points, 10 rebounds and two assists ... tallied 10 points and six rebounds for the Tide against Arkansas on Feb. 22 ... racked up 12 points and pulled down five rebounds against Florida on Feb. 5 ... scored a career-high 13 points against UCF on Dec. 3 ... averaged 5.4 points and 4.2 rebounds per game ... scored 161 points and grabbed 126 rebounds ... led the Tide with 21 blocked shots ... received Black Scholars Award recognition.

2007-08 (SOPHOMORE)

Member of the SEC Academic Honor Roll ... started in 11 of the 30 games for the Crimson Tide ... best performance came on Nov. 28 against Belmont when she shot 5-for-10, scoring 12 points ... also scored 12 points against Auburn on Feb. 14 going 5-for-10 from the floor ... led the team seven times in blocks and four times in rebounds ... averaged 5.6 points and 3.2 rebounds ... tallied 169 points and grabbed 95 rebounds ... handed out 13 assists ... averaged 6.2 points per game during SEC play ... led the team in field goal percentage with a .568 mark.

2006-07 (FRESHMAN)

Started in eight of the 30 games for the Crimson Tide ... best performance came on Nov. 29 against Tennessee when she shot 5-for-9 scoring 10 points ... led the team twice in blocked shots ... averaged 4.7 points, 2.4 rebounds and 0.6 assists per game ... tallied 135 points and grabbed 71 rebounds ... handed out 17 assists ... averaged 2.8 points per game during SEC play.

HIGH SCHOOL

Led Shiloh to three straight Georgia State Tournament appearances, including a Sweet Sixteen berth as a junior ... helped her team capture a Regional

Championship as a senior ... ranked in the top five in rebounding in the state of Georgia as a senior ... finished her career as the school's all-time career record in blocked shots ... averaged 12 points, nine rebounds and four blocks throughout her prep career ... McDonald's All-American and Wendy's High School Heisman nominee following her senior season ... three-time All-County honoree ... Female Athlete of the Year at Shiloh High as a senior ... played in the Peach State Memorial Day Challenge in 2005 ... also competed in track & field in high school in the triple jump and the 400 meter dash...

PERSONAL INFORMATION

Born December 12, 1987 ... daughter of Thomas and Jennifer Strauthers ... has two brothers, Bryan and Jayden ... father, Thomas, was a star defensive end at Jackson State in the early 1980s ... he was drafted by the Eagles in the 1983 NFL draft and played eight seasons in the league for Philadelphia, Detroit and Minnesota ... mother, Jennifer, played basketball at Arkansas College (now Arkansas State University) ... majoring in exercise science.

CAREER AND SEC HIGHS

Points

Career: 13 vs. Central Florida (Dec. 3, 2008)
SEC: 12-three times, last vs. Florida (Feb. 5, 2009)

Rebounds

Career: 11 vs. Vanderbilt (March 2, 2008)
SEC: 11 vs. Vanderbilt (March 2, 2008)

Field Goals Made

Career: 6-twice, last vs. Vanderbilt (Jan. 8, 2009)
SEC: 6 vs. Vanderbilt (Jan. 8, 2009)

Field Goal Attempts

Career: 10-four times, last at Arkansas (Feb. 22, 2009)
SEC: 10-three times, last at Arkansas (Feb. 22, 2009)

3-Point Field Goals Made

None

3-Point Field Goal Attempts

None

Free Throws Made

Career: 4-three times, last vs. Alabama State (Nov. 25, 2008)
SEC: 3 vs. Vanderbilt (Feb. 10, 2008)

Free Throw Attempts

Career: 9 vs. Alabama State (Nov. 25, 2008)
SEC: 5-twice, last vs. Vanderbilt (Feb. 10, 2008)

Assists

Career: 4-twice, last vs. Cal State Northridge (Nov. 25, 2006)
SEC: 2-five times, last vs. Vanderbilt (Jan. 8, 2009)

Steals

Career: 3-three times, last vs. Vanderbilt (Feb. 4, 2007)
SEC: 3 at Vanderbilt (Feb. 4, 2007)

Blocks

Career: 4 vs. Georgia (March 6, 2008)
SEC: 4 vs. Georgia (March 6, 2008)

Minutes Played

Career: 33 vs. Samford (Nov. 18, 2008)
SEC: 29-three times, last at Vanderbilt (March 2, 2008)

STRAUTHERS' CAREER STATS

Year	GP-GS	Min	Avg	FG	FGA	Pct	FT	FTA	Pct	Off	Def	Tot	Avg	Pf-FO	A	TO	Blk	Stl	Pts	Avg			
2006-07	29-8	480	16.6	59	115	.513	0	0	.000	17	35	.486	35	36	71	2.4	62-2	17	47	5	15	135	
2007-08	30-11	537	17.9	71	125	.568	0	0	.000	27	45	.600	33	62	95	3.2	57-1	13	71	15	20	169	5.6
2008-09	30-30	637	21.2	71	160	.444	0	0	.000	19	39	.487	50	76	126	4.2	87-2	10	62	21	16	161	5.4
TOTAL	89-49	1654	18.6	201	400	.503	0	0	.000	63	119	.529	118	174	292	3.3	206-5	40	180	41	51	465	5.2



TAMARA
32
WILLIAMS

6-0 • SENIOR • FORWARD
ALABASTER, ALA. • THOMPSON

2008-09 (JUNIOR)

Named to the SEC Academic Honor Roll ... saw action in 23 games ... scored five points and pulled down four rebounds against Arkansas on Feb. 22 ... grabbed a season-high six rebounds against Auburn on Feb. 8 ... scored a season-high four points in win over UCF on Dec. 3 ... averaged 1.4 points and 1.9 rebounds per game ... scored 32 points and pulled down 43 rebounds ... earned nine steals and four blocks ... received Black Scholars Awards recognition.

2007-08 (SOPHOMORE)

Member of the SEC Academic Honor Roll ... started in two of the 30 games for the Crimson Tide ... best performance came on Jan. 10 against South Carolina when she shot 4-for-6, scoring a career-best 13 points ... led the team twice in steals and twice in rebounds ... averaged 2.3 points, 2.1 rebounds and 0.3 assists per game ... tallied 68 points and grabbed 64 rebounds ... handed out 19 assists ... averaged 2.1 points per game during SEC play.

2006-07 (FRESHMAN)

Started in 19 of the 30 games for the Crimson Tide ... best performance came on Dec. 30 against North Dakota State when she shot a perfect 6-for-6 scoring 12 points ... also scored 12 points against Birmingham Southern on Dec. 18 going 6-for-11 ... led the team nine times in rebounds and five times in steals ... averaged 4.3 points, 5.1 rebounds and 0.8 assists per game ... tallied 121 points and grabbed 144 rebounds ... handed out 23 assists ... averaged 3.7 points per game during SEC play.

HIGH SCHOOL

Led her team to a 6A Sub-Regional appearance and a 25-9 season ... selected to participate in the 2006 Alabama-Mississippi All-Star Basketball Classic along with teammate Dedrea Magee ... led her team to an area championship and two

Shelby County championships in her career ... Shelby Country Reporter First Team All-County selection as a senior ... averaged 12.7 points and 7.6 rebounds per game in her senior season ... played in the North-South All-Star game as a junior ... Second Team All-Metro selection as a junior ... two-time athlete of the week honoree ... four-time Shelby County All-Tournament team selection ... was also an excellent volleyball player ... played on five state champion AAU teams with the Alabama Lady Warriors and head coach Gregory Williams ... high school coach was Cara Crasslin, a former Tide player ... scored 25 points to go with 11 rebounds and eight steals in a game in her junior year against Alabama 5A state champion Ramsay High ... National Honor Society member ... Spanish Honor Society member ... earned the senior superlative honor at Thompson ... was also voted "Most Athletic" in her high school class ... FCCLA secretary and member of FCA ... student government association class officer.

PERSONAL INFORMATION

Born January 6, 1988 ... daughter of Gregory and Donna Williams ... has one brother, Greg, Jr. ... her father, Gregory, Sr., was a track athlete at Alabama ... majoring in health studies.

CAREER AND SEC HIGHS

Points

Career: 13 vs. South Carolina (Jan. 10, 2008)

SEC: 13 vs. South Carolina (Jan. 10, 2008)

Rebounds

Career: 10-twice, last vs. Arkansas (Jan. 18, 2007)

SEC: 10-twice, last vs. Arkansas (Jan. 18, 2007)

Field Goals Made

Career: 6-twice, last vs. North Dakota State (Dec. 30, 2006)

SEC: 4-three times, last vs. South Carolina (Jan. 10, 2008)

Field Goal Attempts

Career: 11-twice, last vs. Auburn (Jan. 7, 2007)

SEC: 11 vs. Auburn (Jan. 7, 2007)

3-Point Field Goals Made

Career: 1-three times, last vs. South Carolina (Jan. 10, 2008)

SEC: 1 vs. South Carolina (Jan. 10, 2008)

3-Point Field Goal Attempts

Career: 2 vs. Belmont (Nov. 28, 2007)

SEC: 1-five times, last vs. Mississippi (Feb. 3, 2008)

Free Throws Made

Career: 5 vs. Louisiana Tech (Dec. 16, 2006)

SEC: 4 vs. South Carolina (Jan. 10, 2008)

Free Throw Attempts

Career: 6-twice, last vs. Belmont (Nov. 28, 2007)

SEC: 4 vs. South Carolina (Jan. 10, 2008)

Assists

Career: 3-four times, last vs. Jacksonville State (Dec. 22, 2007)

SEC: 3-two times, last at Vanderbilt (Feb. 4, 2007)

Steals

Career: 4 vs. Washington State (Nov. 24, 2007)

SEC: 3 at Mississippi (Feb. 11, 2007)

Blocks

Career: 2-four times, last vs. Jacksonville State (Dec. 22, 2007)

SEC: 2-twice, last vs. Mississippi State (Feb. 22, 2007)

Minutes Played

Career: 34 vs. Mississippi (Feb. 11, 2007)

SEC: 34 vs. Mississippi (Feb. 11, 2007)

WILLIAMS' CAREER STATS

Year	GP-GS	Min	Avg	FG	FGA	Pct	FT	FTA	Pct	Off	Def	Tot	Avg	PF-FO	A	TO	Blk	Stl	Pts	Avg			
2006-07	28-19	587	21.0	56	150	.373	0	4	.000	9	22	.409	49	95	144	5.1	66-1	23	55	11	28	121	4.3
2007-08	30-2	421	14.0	27	86	.314	3	6	.500	11	29	.379	21	43	64	2.1	64-1	19	63	11	16	68	2.3
2008-09	23-0	214	9.3	14	40	.350	0	0	.000	4	14	.286	15	28	43	1.9	28-0	3	14	4	9	32	1.4
TOTAL	81-21	1222	15.1	97	276	.351	3	10	.300	24	65	.369	85	166	251	3.1	158-2	45	132	26	53	221	2.7



JENNIFER **24**
EDWARDS

5-10 • FRESHMAN • GUARD
HOUSTON, TEXAS • MEMORIAL

HIGH SCHOOL

Named First Team All-District in 2009 ... nominated for All-Area Team in 2009 ... Player of the Week in July 2009 ... helped lead Memorial High School to the playoffs from 2006-09 ... earned a career-best 24 points against Stratford ... team captain her senior season ... also competed in track for Memorial High ... member of the Honor Roll in 2008.

PERSONAL INFORMATION


Born on August 18, 1991 ... daughter of Larry and Marilyn Edwards ... has three sisters, Jessica, Jackie and Joanna ... majoring in management.

5

CELISCIA

FARMER

6-0 • FRESHMAN • GUARD
MADISON, WIS. • ROBERT E. LEE (ALA.)



HIGH SCHOOL

Scored a career-high 43 points and earned game MVP honors for Robert E. Lee as a senior ... played in five games her final season grabbing double-digit points in each contest ... averaged 26.2 points and 8.4 rebounds per game in 2008 ... as a junior collected 20 or more points on 10 occasions ... season-high of 31 points came against Brewbaker Tech on Nov. 16, 2007 ... in the Alabama 6A Sub-Regional put up a career-best six three-pointers ... pulled down double-figure rebounds nine times throughout her career with her best being 15 ... averaged 18.5 points per game and 6.5 rebounds per contest as a junior ... notched seven double-doubles for Robert E. Lee ... played club ball for both Montgomery Heat and Alabama Dream Team.

PERSONAL INFORMATION

Born on October 15, 1990...daughter of Eunice Conley...has a brother, Peter, and two sisters, Tasia and Aiah ... majoring in psychology.

BASKETBALL


JUNIOR COLLEGE

Transfer from Seminole Community College ... named a 2009 National Junior College Athletic Association Third-Team All-American ... two-time Mid-Florida Conference First Team selection ... First team FCAA/Region 8 selection in 2008-09 season ... two-time FCAA/Region 8 Player of the Week selection in 2008-09 season ... 2009 State Farm Coaches' All-America Honorable Mention honoree ... named Seminole Community College's Most Valuable Player for women's basketball for the

2008-09 season ... started 26 games and averaged 36 minutes per contest for the Raiders ... led the Raiders in scoring (17.2 ppg), assists (6.2 pg) and steals (3.2 pg).

PERSONAL INFORMATION

Born on March 26, 1989 ... daughter of Irving and Linda King ... has one brother, Lamannel, and one sister Lashay ... majoring in human environmental sciences.



10

LATOYA
K I N G

5-4 • JUNIOR • GUARD
STUART, FLA. • SEMINOLE C.C.

41

JOCELYN
S H A W

6-0 • FRESHMAN • FORWARD
MOBILE, ALA. • LeFLORE

HIGH SCHOOL

Named 5A Alabama MVP ... member of the Alabama vs. Mississippi All-Star team ... named to the Alabama North vs. South All-Star team ... made the Regional All-Tournament team during LeFlore's state tournament run ... led her team to the state championship during her senior season ... racked up 29 points and pulled down 9 boards in her best performance for the Rattlers ... also competed for her high school volleyball team where she was named to the 5A All-County team.

PERSONAL INFORMATION

Born on July 15, 1991 ... daughter of Webster and Peggy Shaw ... has two brothers, Webster and Joseph ... majoring in political science.

1

CANDACE SYKES

5-10 • RS FRESHMAN • GUARD
ST. ANNE, ILL. • MOMENCE

2008-09 (REDSHIRT)

Sat out the 2008-09 season with a red-shirt.

HIGH SCHOOL

Prepped at Momence High School in Momence, Ill. ... played for coach Molly Grasha at MHS ... ranked No. 58 in the country and No. 19 in her guard position by Hoopgurlz.com ... was a First-Team All-State selection her junior and senior seasons ... Second Team All-State selection her sophomore season ... four-time all-area team selection ... named to the all-conference team four straight years ... garnered Momence Holiday All-Tournament team honors all four years ... averaged 20.4 points, 10.2 rebounds, 3.0 assists and 3.0 steals for her high school career ... averaged 21.5 points, 11.2 rebounds, 4.6 steals and 4.2 assists as a senior ... led MHS to three conference championships ... led MHS to three Holiday Tournament titles ... guided MHS to two regional titles and a section appearance her junior year ... the appearance at the Super Sectional was a first for Momence High School ... led MHS to a 22-5 mark her senior year and a 27-2 record her junior year ... tallied a career-high 39 points ... played for the Illinois Lady Wolverines.

PERSONAL INFORMATION

Born May 17, 1990 ... daughter of Larry Sykes ... has two brothers, LaRon and Larry Jr. ... majoring in journalism.



2009-10 COACHES



Wendell Hudson.....	68-69
Joni Crenshaw.....	70-71
Ty Evans.....	72-73
Stacey Franklin.....	74-75
Heather Mesalam.....	76-77
Keisha McClinic.....	78-79
Taylor Allen, Michelle Diltz ...	80
Jeremy Dobbs, Jason Johns ...	81
Support Staff.....	82

INSIDE

W E N D E L L
HUDSON
 HEAD COACH

1870



ALABAMA
 THOMAS J. COOPER
 1970-1971



NORTH ALABAMA
 THOMAS J. COOPER
 1971-1972



RICE
 THOMAS J. COOPER
 1972-1973



MISSISSIPPI
 THOMAS J. COOPER
 1973-1974



DAYLOR
 THOMAS J. COOPER
 1974-1975



MGLENNAN CC
 THOMAS J. COOPER
 1975-1976

1987



When asked to coach at his alma mater on March 15, 2008, Wendell Hudson was presented a unique opportunity to help bring the Crimson Tide Women's Basketball program back to national prominence. With one season under his belt, the Alabama legend is primed to continue making strides in the right direction.

"I have a tremendous passion for Alabama athletics," said Hudson. "Alabama is a program that has produced First-Team All-Americans and has taken its game to the highest level, the Final Four. At Alabama, we compete for championships, and we look forward to bringing this program back as an elite national competitor."

In his first season, Hudson guided the Tide to its best start in nearly a decade as it went 12-3 prior to entering Southeastern Conference play. The 2008-09 squad collected five more wins than in the previous season and won six consecutive contests for the most in a row since 2002. Freshman sensation Ericka Russell was one of eight league rookies to be named to the SEC All-Freshman Team and also garnered Freshmen Academic Honor Roll recognition. In addition, Alyson Butler and Tamara Williams were both named to the SEC Academic Honor Roll for their successes in the classroom.

Prior to taking the head coaching reins, Hudson served from 2003 to 2008 as Associate Athletic Director for Alumni Relations at the Capstone, a place he built strong roots in 30 years prior. Hudson graduated from the University of Alabama as the first African American scholarship athlete and earned SEC Most Valuable Player honors in 1973. He led both Alabama and the conference in scoring and was second in rebounding in 1972 and was first in boards and second in points the next

season. Hudson finished his playing career in the crimson and white with 1,326 points and 826 rebounds ranking him 18th and 10th in the Alabama annals, respectively.

A veteran basketball coach with 27 years of experience with both men and women's teams, including seven seasons in the SEC, Hudson has a proven track record of success, especially in the state of Alabama. Hudson began his coaching with the Tide under C.M. Newton as an assistant from 1974-79. On the sideline as an assistant at the Capstone, Hudson helped the crimson and white compile a 129-41 record that included three-straight SEC titles and a Sweet 16 appearance in 1976. Alabama was ranked in the nation's top-10 for 43 of 54 weeks during its three-year SEC title run.

Hudson then moved on to be an assistant at North Alabama where his teams recorded an overall record of 56-31, including two trips to the NCAA Division II Tournament where the Lions went to the Final Four in 1980.

Other coaching stops included Rice (1982-83), Mississippi (1983-85) and Baylor (1985-86) before he turned his career to athletic administration at McLennan Community College in Waco, Texas in 1986.

While at McLennan, Hudson served four years as Assistant Athletic Director before being named Athletic Director, a position he held for six years. He

also served as the women's basketball coach from 1986-1999. In 2001, Hudson took over the head coaching duties for the men's squad. In the 12 seasons at McLennan, Hudson compiled a 239-127 overall record, including a 219-117 mark as the head women's coach for 11 seasons.

Hudson, a member of the Alabama Sports Hall of Fame, graduated from Alabama in 1973 with a Bachelor of



THE HUDSON FAMILY
Wendell and Belinda

Science degree. The Birmingham native was a second-round draft pick by the National Basketball Association's Chicago Bulls. Hudson also spent time playing for the American Basketball Association's Memphis Tams.

He is married to the former Belinda Urvie and has five children: Traci, Tasha, Michelle, David and Hawvy.

2000



MCLENNAN CC
1987-2003
219-127
2000-2001
219-117



ALABAMA
Wendell Hudson
1974-79



ALABAMA
2008 - PRESENT
HEAD WOMEN'S BASKETBALL COACH

2010



JONI

CRENSHAW

ASSOCIATE HEAD COACH

TROY

HEAD COACH
2002-2006

2002



2006

LOUISIANA TECH

HEAD COACH
2007-PRESENT



Joni Crenshaw, a four-year letter-winner for the Crimson Tide, enters her second season as associate head coach at her alma mater.

Prior to returning to her alma mater, Crenshaw spent three seasons at Louisiana Tech, one of which as the associate head coach under Chris Long. She became only the fourth person to hold that title in the history of the Lady Techster program joining some of the best in the business in the likes of Leon Barmore, Kim Mulkey and Kurt Budke.

Crenshaw's top responsibility in Ruston was serving as Louisiana Tech's recruiting coordinator where she handled both high school and junior colleges efforts. An emphasis was placed in her home state of Mississippi as well as Alabama where she grew strong roots as a student-athlete.

Crenshaw's recruiting work paid dividends for the Lady Techsters as she was instrumental in signing high school standouts Shanavia Dowdell (2006 Miss Basketball in Alabama) and Tiawana Pringle (2006 Miss Basketball in Mississippi).

In addition to recruiting, Crenshaw handled post player development, scouting reports, Tech summer basketball camps and speaking engagements on behalf of the Lady Techster program.

On the sidelines, she helped lead Louisiana Tech to a pair of Western Athletic Conference regular season titles in her first two years and an appearance in the 2006 NCAA Tournament.

Prior to joining the Lady Techsters, Crenshaw spent three years at Troy University where she served as the program's recruiting coordinator. In

addition to that duty, she also handled development of the post players, served as academic coordinator and coordinated Troy State's summer camps.

During those three years, Crenshaw recruited, and signed, two Atlantic Sun Freshman of the Year honorees in Laura Lee Holman (2004) and Amy Lewis (2005). Holman was joined by another one of Crenshaw's signees, Audrey Muse, on the 2004 Atlantic Sun All-Freshmen team.

The Meridian, Miss., native lettered four years at Alabama where, during her playing days as a center, scored 716 points, grabbed 555 rebounds and registered 103 blocked shots ranking her fourth in the program's history. She entered the starting lineup her final two years in the crimson and white while serving as team captain as a senior.

Crenshaw was named to the Southeastern Conference's Good Works Team for two years and also received the Outstanding Community Service Award in 2001. She was named to the SEC's Academic Honor Roll all four years and received a post-graduate scholarship for community service from the SEC in 2001. That same year, Crenshaw was recognized as one of the 10 most influential African Americans on campus by the Mentor Fellowship Society.

Crenshaw earned her bachelor's degree in education from Alabama in 2002 and is currently pursuing a master's degree in sport and fitness management.

Prior to her collegiate career, Crenshaw prepped at Meridian High School where she was named the 1997 Gatorade Player of the Year and a USA Today All-American while leading the school to a mark of 67-7 over her final two years. She also won three state titles in track and field during her high school days and was selected as the school's Homecoming Queen in 1996.

2007

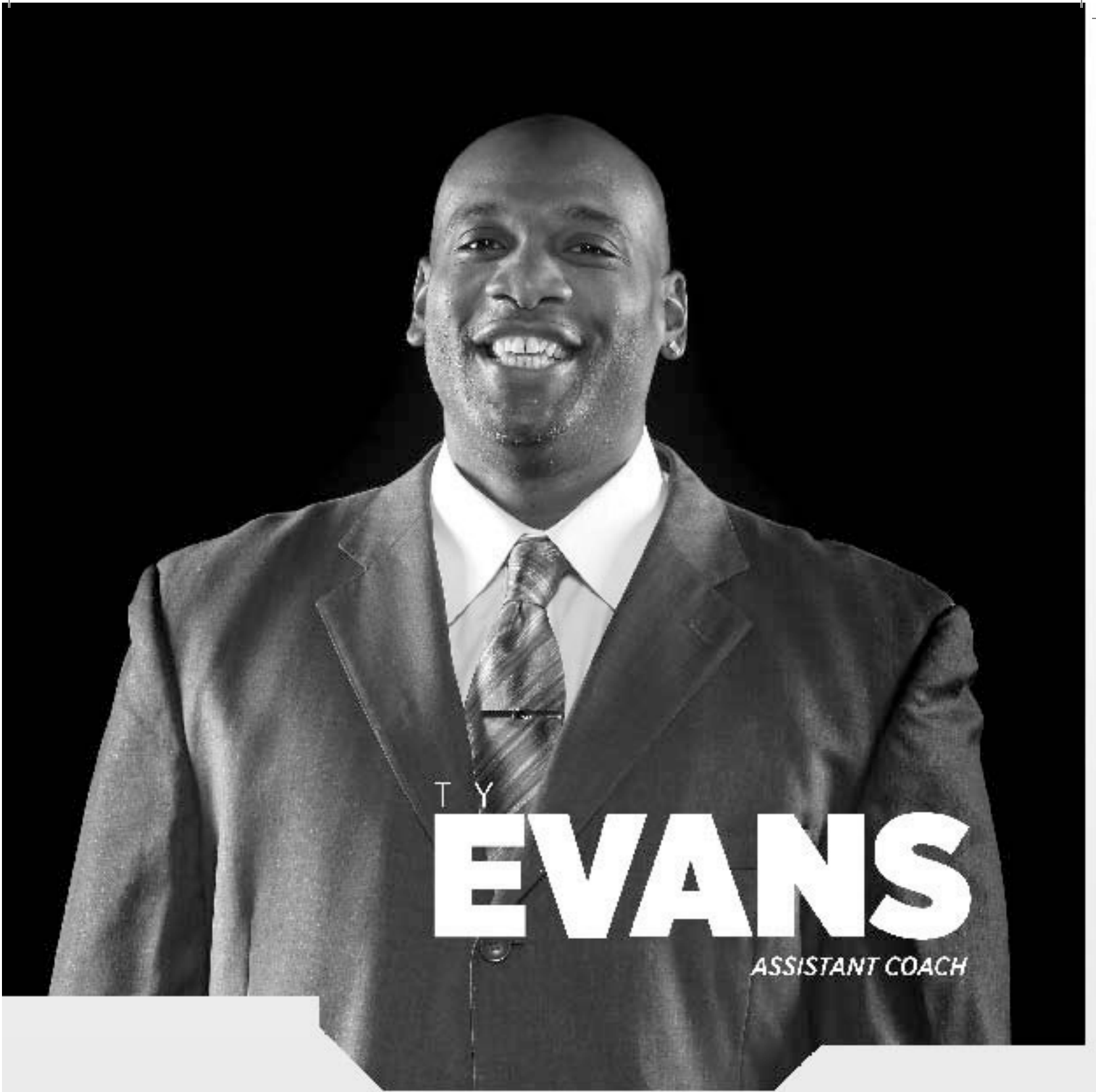


LOUISIANA TECH
ASSOCIATE HEAD COACH - BASKETBALL



ALABAMA
2008 - PRESENT
ASSOCIATE HEAD COACH - BASKETBALL

2010



T Y
EVANS

ASSISTANT COACH

1988



SAINT LOUIS
HEAD COACH
1988-1998



ULRIKEN EAGLES
HEAD COACH
1998-2004



SAINT LOUIS
HEAD COACH
1988-1998

2004



Ty Evans, a former All-American for Wisconsin-Whitewater, returns for his third season as an assistant on the Alabama coaching staff. He is in his seventh season overall as a Division I assistant and possesses coaching experience at both the professional and collegiate ranks.

Evans has made an immediate impact at every stop of his coaching career that spans over nearly a decade. Under his guidance, Evans has directly coached an all-conference player in all but one season. Developing the post players at every stop, Evans has been recognized as one of the top assistants in the nation.

In his first season in Tuscaloosa, Evans guided Tierney Jenkins to Southeastern Conference All-Freshman recognition. Jenkins was second among league rookies with 11.8 points per game. The newcomer led all SEC freshmen on the glass with 6.7 rebounds per contest. Her 11.8 points per contest was also a team high and 6.7 boards good for second-best on the squad.

Jenkins also added a presence on the defensive end by leading the team with 53 steals. Her six steals against Washington State in the Junkanoo Jam was tied for the second most steals in the conference in a single game. She was named to the Junkanoo Jam All-Tournament Team.

The 6-0 freshman had the largest single-game point outburst on the team with a career-best 29 points against Hampton on Dec. 20. For her effort, she was named the SEC Freshman of the Week after leading the Tide to three-straight wins.

Prior to joining the Tide, Evans took his coaching prowess to Georgetown University where he assumed every role including a stint as the recruiting coordinator. During his two-year stay in Washington D.C., 5-10 forward Kieraah Marlow garnered two-straight All-BIG EAST selections.

As a sophomore, Marlow led the Hoyas in scoring with 16.8 points and recorded double-figures on seven different occasions. She was the team's high scorer 14 times and Georgetown's top rebounder 11 times. Marlow ranked fifth in the BIG EAST with her 16.8 points per game and 80 percent free throw shooting. She also ranked ninth in the league with 8.2 rebounds per game while making 44 percent of her shots from the floor.

The next season Marlow, again, garnered conference honors and led the Hoyas with

16.0 points per game, ranking her 10th in the league. She became just the eighth Georgetown player to surpass the 1,100-point and 600 rebound marks.

Evans began his collegiate coaching career at Saint Louis University where in 2001, he was instrumental in the development of Angie Lewis. The 6-1, All-Conference USA, forward led the Billikens in scoring with 13.8 points per game and rebounding with 8.1 rebounds per outing. Her 13.8 points ranked ninth and her 8.1 rebounds ranked seventh in the conference.

After a year away from the university coaching overseas, Evans returned to the bench at SLU where he, again, coached Lewis to a second All-Conference selection. Lewis, who was not honored by the conference the year he was away from the program, reaped the rewards of Evans back on campus. She finished the 2003-04 season with 485 points, the second-highest single-season total in school history, and averaged 18.0 points and 7.0 rebounds. Lewis broke the record for field goals made in a season with 194. She scored 32 points against East Carolina, the second-highest single-game total in school history and was the first player at SLU to score at least 30 points in a game three times in one season. Lewis tallied 1,300 points in her career, the sixth-best total in school history, and her 659 rebounds ranks sixth on the rebounding chart.

While at SLU, Evans was also directly responsible for the recruitment of Mia Johnson. Johnson, a native of Minneapolis, Minn., was named to the Conference USA All-Freshman team after leading her team, and ranking fifth in the league, with a scoring average of 17.1 points per game. Johnson, who also had team highs of 87 assists and 50 steals while averaging 4.0 rebounds, hit 64 3-point baskets and set a school single-season record with 110 made free throws. Her 444 points were fifth-most in a single season in SLU history. Johnson transferred to Michigan State after Evans left the SLU bench.

At the professional ranks, during the 2002-03 season, Evans served as head coach with the Ulkiken Eagles, based in Bergen, Norway, and competed in the Norway Professional Men's League. He guided the Eagles to the quarter-finals of the country's premiere, semi-professional basketball league known

as the BLNO.

Evans is also active in the coaching community as he's been invited the past three years to participate in the prestigious Consortium, presented by Nike. The Consortium is a career development opportunity for the truly elite assistant women's basketball coaches.

A 1995 graduate of the University of Wisconsin-Whitewater, Evans earned a degree in secondary education while serving as a co-captain on the basketball team for two seasons. He was a first team All-American for the Warhawks following the 1994-95 campaign. Evans garnered two-straight all-conference honors and led the Warhawks to the NCAA tournament twice. He will be inducted into the Wisconsin-Whitewater Hall of Fame this fall.



THE EVANS FAMILY
L to R: Shylyn, Tina, Alexis, Ty, Matthew

Evans spent the 1991 season at the University of Richmond before transferring to UW-W. That year, the Spiders won the Colonial Athletic Association Championship and went to the NCAA Tournament where, as a No. 15 seed, defeated No. 2 seed Syracuse in the First Round.

Evans had a professional career overseas, playing in Norway and Taiwan. In 1998, he won his team's Most Valuable Player award in Norway and was named to the All-Star Foreign Tour Team in 1996.

Evans is married to the former Tina Perkins and has three children: Alexis, Matthew and Shylyn.

ALABAMA
2007 - PRESENT
ASSISTANT WOMEN'S COACH OF THE TIDE

2005



GEORGETOWN
2003-07
ASSISTANT COACH OF THE HOYAS



2010



STACEY

FRANKLIN

ASSISTANT COACH

1990



2000

MISSISSIPPI STATE
THE GREAT OUTDOORS
ACADEMY OF THE SOUTH



Former Alabama standout Stacey Franklin enters her second season as an assistant coach for the Crimson Tide and 14th overall as a Division I assistant all of which were spent in the Southeastern Conference.

Prior to her return to the Capstone, Franklin spent 12 year on the Mississippi State coaching staff. Since arriving in 1996, Franklin helped lead Mississippi State to nine postseason appearances in 12 seasons, including four NCAA Tournament berths. During that time the Lady Bulldogs earned their first top-25 national ranking in 2000 and reappeared in the poll again in 2002. Mississippi State cracked the top 10 for the first time in school history in 2003. The six-straight postseason appearances were a school record and its trip to the postseason in 1997 was its first since 1988.

Franklin's primary areas of responsibility for the Lady Bulldogs included player development, recruiting, practice, game preparation and scouting. As a part of player development, Franklin coordinated student-athlete seminars on life skills in many areas, including financial planning, nutrition, professional etiquette, team building and media training.

While on the bench for the maroon and white, the Lady Bulldogs recorded 25 wins over ranked opponents, 18 of which were when Mississippi State was not in the rankings. Franklin helped lead the Lady Bulldogs to the program's only SEC Championship game in 2000 against Tennessee.

While on the recruiting trail, Franklin helped bring some of the top talent in the nation to Starkville. In addition, she helped coach two Kodak All-Americans, eight First-Team All-SEC players, five SEC All-Freshmen Team honorees and 54 Academic All-SEC selections.

Franklin also helped develop the 2003 WNBA first overall selection in LaToya Thomas and the second overall pick in 2005 in Tan White. A total of eight players have gone on to play professional basketball under Franklin.

Franklin helped guide the Bulldogs to the NCAA Tournament for the first time in school history in the 1998-99 season.

LaToya Thomas led the SEC in scoring all four years she was at Mississippi State, including a stellar 25.6 ppg in her senior season, which is the highest average ever for a Bulldog player. She also was the leading rebounder for Mississippi State her sophomore through senior seasons. She was 0.1 rebound per game short of averaging a double-double her junior season. Thomas was named SEC Female Athlete of the Year and SEC Player of the Year as a senior.

Tan White was also a dynamic player for the Bulldogs. She was the leading scorer and rebounder for Mississippi State her junior and senior seasons. She was also the SEC's leading scorer her senior season with an average of 23.5 ppg, while leading the SEC in steals per game in her junior year.

White was named to the SEC All-Freshman Team in 2002 and was a First-Team All SEC selection three times.

A four-year letterwinner at the University of Alabama from 1989-1993, Franklin co-captained the Tide to a 23-7 record and second round appearance in the NCAA Tournament as a senior. She was named to the All-SEC Freshman Second Team in 1989 and garnered

three All-SEC Academic Honor Roll nominations. Franklin led her team to 10 games of 100 or more points her senior season which still stands as the record at the Capstone.

During her stay in Tuscaloosa, Franklin was involved in the Fellowship of Christian Athletes, appeared on the Dean's List on five occasions and was a nominee for the Paul "Bear" Bryant Scholar-Athlete Award.

Prior to arriving in Starkville, Franklin served as junior varsity softball coach and an assistant for the varsity softball and basketball teams at Tuscaloosa Academy.

A native of Smyrna, Ga., Franklin attended Campbell High School, where she was a two-time Cobb County Player of the Year. She still ranks as the top scorer and rebounder in Campbell history.

ALABAMA

2008 - PRESENT
ASSISTANT WOMEN'S BASKETBALL COACH



2010



HEATHER

MESALAM

DIRECTOR OF BASKETBALL OPERATIONS

1995

2000



Heather Mesalam enters her second season as Director of Basketball Operations for the Crimson Tide. In this position, she is responsible for handling the day-to-day operations of the program, coordinating team travel, serving as camp director, preparing workout and gym schedules, team ticket requests and serving as the liaison between academics, equipment and compliance.

Prior to joining the women's basketball program, Mesalam was a four-year manager for the Crimson Tide men's basketball team where she was head manager for the last two years. In addition, Mesalam was the first female manager on the men's team at the Capstone and first student-appointed head manager. Her main duties as a manager included supervising the other five student managers, handling practice logistics and assisting with drills, supervising and monitoring on and off-season workouts, taking care of player guest tickets, equipment, statistics and charting of substitutions at both home and away games, acting as an office administrative assistant and coordinating and planning team functions.

From 2005-2008, Mesalam was camp coordinator of the Bama Hoops Basketball Camp where she managed logistics for nearly all camp functions, organized fundamental skills stations and coordinated the program for the camp. She also served as committee leader for the Shoot for Life

campaign in Tuscaloosa, a fundraiser assisting the need of those that are under-insured and fighting cancer. Here, Mesalam was responsible for writing and presenting corporate sponsor proposals, planning and executing the marketing campaign, event and sponsorships, and coordinating celebrity guest appearances and venue selection.

During the summer of 2005, Mesalam interned at Real Life Marketing in Indianapolis, where she assisted in event planning and independent consulting for a variety of businesses and individuals.

Mesalam, a native of Indianapolis, graduated Magna Cum Laude from Alabama in May of 2008 with a Bachelor of Science in commerce and business administration. In her final year, she was honored with the Rising Star Marketing Senior Award and was named to Who's Who of Executive and Professional Women in August of 2008.

She is currently pursuing a master's degree in sports management.

ALABAMA

2008 - PRESENT
DIRECTOR OF BASKETBALL OPERATIONS

2005



2010

A black and white portrait of Keisha McClinic, a woman with short dark hair, smiling and wearing a light-colored blazer. The background is dark.

KEISHA
MCCLINIC
DIRECTOR OF PLAYER DEVELOPMENT

2000



2005

MIDDLE TENNESSEE

2004-05

MEMBER OF THE NATIONAL COLLEGE ATHLETIC ASSOCIATION



Keisha McClinic enters her first season as Director of Player Development for the Crimson Tide after having spent the previous two seasons as graduate assistant.

McClinic's duties at Alabama include organizing and implementing the program's community outreach program and directing the Tide's Kid's Club.

A 2005 graduate from Middle Tennessee State University with a degree in recreational therapy, McClinic had worked in the private sector for 18 months prior to arriving in Tuscaloosa. While employed at Personal Enrichment through Mental Health Services in Tampa, McClinic supervised psychiatric programs for children and adolescents during her tenure.

She served as an assistant at MTSU during the 2004-05 season, helping the team to a 24-9 record that included a regular season and conference championship and an NCAA Tournament berth. She was responsible for the team's film exchange during that season and assisted with the Blue Raiders' summer camps.

As a senior in 2004, McClinic helped MTSU upset No. 12 North Carolina in the first round of the NCAA Tournament. She earned Sun Belt Defensive Player of the Week honors once that year while setting the school's single-season mark in steals with 112.

A team captain, McClinic earned MTSU's Defensive Player of the Year award as a senior. In her junior campaign, she finished the year ranked fourth in the nation with a 3.5 steal-

per-game average. McClinic ended her career having played the most games (120) in school history and was ranked second in Blue Raider history in steals (246).

While at MTSU, McClinic was extremely active on campus and in the community. She worked with the Special Olympics and served an internship with an organization devoted to assisting patients with spinal cord injuries. She also coordinated Middle Tennessee's Basketball Camp for Adolescents and was an active member of the Student Athletic Advisory Committee.

A National Honor Society member, McClinic graduated from Eagles Landing High School in Stockbridge, Ga.





FIRST SEASON

TAYLOR
ALLEN

GRADUATE ASSISTANT

After spending one season as the director of basketball operations at the University of Albany, Taylor Allen returns to her alma mater where she enters her first season as graduate assistant. She will be responsible for Alabama's film exchange, game editing, and practice taping.

While with the Great Danes, Allen experienced similar film duties in addition to an administrative role and coordinating travel and purchasing equipment.

As an undergraduate student, Allen was the head women's basketball manager at the Capstone for three years. In that role, she supervised and trained other managers, generated yearly mail-outs to recruits and managed the team's travel and video equipment needs. Allen continued working in the women's basketball office and served as an assistant camp director over the summer. In addition, she practiced regularly with the team and saw action in two games as a senior.

A native of Birmingham, Ala., Allen earned a bachelor's degree in marketing with a minor in computer science from the University of Alabama in 2008. She is currently pursuing a master's degree in sport management.



FIFTH SEASON

MICHELLE
DILTZ

STRENGTH AND CONDITIONING COACH

Michelle Diltz is in her fifth year with the Crimson Tide where she works primarily with women's basketball, softball and women's golf. In addition, she assists with football and both men's and women's track and field. Since her arrival on campus, Diltz's squads have enjoyed much success and continued improvement each season. In 2008, softball earned a No. 4 national ranking and trip to the Women's College World Series and women's golf competed for the national championship where the Tide finished No. 12 in the nation. Last season, softball repeated with another trip to Omaha, and golf advanced to its fourth consecutive NCAA Tournament appearance.

Prior to joining the Alabama staff, Diltz spent two years at Texas A&M University where she earned a master's degree in Sports Physiology. While at A&M she worked as a graduate intern in strength and conditioning assisting with softball, volleyball and archery. Diltz spent her undergraduate days at Texas Women's University. In 2002, she graduated with a Bachelor of Science in Exercise Physiology and minor in Nutrition. She was a four-year letter winner on the softball team where she served as team captain for the 2000-2002 seasons. Diltz was also heavily involved off the field where she was Kinesiology Club President from 2000-2002 and Student Athlete Advisory Committee President from 2001-2002. In 2002, she was presented with the TWU Redbud Campus Leader Award. Following graduation Diltz stayed close to the softball team serving as the volunteer strength and conditioning coach for one season.

In addition to collegiate strength and conditioning, Diltz also had a brief stint as a personal trainer from 2002-2003. She is certified by the National Strength and Conditioning Association as both a Strength and Conditioning Specialist and Personal Trainer. In addition, Diltz is a certified member of the Collegiate Strength and Conditioning Coaches Association.

Diltz, who was formerly Michelle Martin, is married to BJ Diltz. The couple welcomed their first child, Brady Nikol, on Aug. 6, 2009.



Since 2006, Jeremy Dobbs has been the athletic trainer for Alabama women's basketball where his responsibilities include injury evaluation, daily treatments, rehabilitation, utilization and referral to team physicians and coverage of practices and games. In addition to women's basketball, Dobbs is the oversight staff athletic trainer for swimming and diving. He also serves as a clinical instructor to athletic training students in the Athletic Training Education Program at Alabama.

Dobbs has spent nearly all of his professional and educational years at Alabama and Alabama at Birmingham. Prior to his current position with the Crimson Tide, Dobbs spent four years with UAB Sports Medicine. His duties included daily clinical operations, ordering x-rays, drawing up injections, casting and splinting patients and casting and fitting for custom or off-the-shelf braces. In this position, Dobbs also provided medical coverage for area high school athletic events.

In 1999 Dobbs began his first tenure with Alabama where he served as a Graduate Assistant Athletic Trainer working primarily with men's track and field and cross country. He also assisted with football, gymnastics, soccer, basketball and tennis. Day-to-day responsibilities for Dobbs were similar to those he performs now with the women's basketball team. He served as the Medical Coordinator for the 2000 Southeastern Conference Cross Country Championship meet and the Region IX Cross Country meet that same year. Dobbs graduated with a Master of Arts from the Capstone in Health Studies with an emphasis in Sports Medicine Health Care in 2001.

Dobbs' earned his Bachelor of Science in Health Promotion from UAB in 1999. Following completion of his master's degree, Dobbs attended the Temple University School of Podiatry completing a clinical application in Podorthics in 2002. This helped Dobbs to start Alabama Podorthic Design where he still works as part owner and Podorthist. As a Podorthist, Dobbs evaluates, analyzes gaits, molds and fabricates custom foot orthotics and educates patients on proper footwear.

Dobbs holds several certifications including the American Board of Certified Podorthics, National Athletic Trainer's Board, American Heart Association CPR & AED and Alabama Athletic Trainer licensure. He is also a member of the National Athletic Trainer's Association, Southeastern Athletic Trainer's Association and Alabama Athletic Trainer's Association.

Dobbs is married to the former Michelle Darnell, and the couple has two children: Hunter and Kelsey.



Jason Johns assumed the role of Academic Advisor for the women's basketball team last season. He previously spent three years in Student Services for the College of Human Environmental Sciences at Alabama.

In his position with the College of Human Environmental Sciences, Johns managed work study students, advised students in the program and assisted with scheduling. Johns earned his undergraduate and master's degrees in Human Environmental Sciences during this time with his Bachelor of Science coming in 2006 and Master of Science in 2008.

Prior to his initial tenure with the University, Johns spent 19 years in sales and management. From 1999-2004, he served as store manager for Kenneth Cole Productions in Dallas, Texas where responsibilities included maintaining proper inventory levels, developing incentive plans to motivate commissioned employees and planning invitation-only marketing events to enhance sales. Before Kenneth Cole, Johns spent one year at Gap Inc. as an assistant store manager. Previous to moving to Texas, Johns served as area sales manager for Saks Inc., DBA Parisian in Tuscaloosa from 1993-1998. Here, Johns managed a staff of up to 10, produced \$1 million in sales revenue and worked closely with buyers to respond to customer needs.




**TJ
BUTTS**
STUDENT MANAGER



**DIANA
CASALI**
STUDENT TRAINER



**CRISSY
DOTSON**
OFFICE ASSISTANT



**PATRICK
McDONALD**
VIDEO COORDINATOR



**EMMA
MOROZOWSKY**
STUDENT TRAINER



**WHITNEY
MORTON**
STUDENT MANAGER



**JASON
NANCE**
DOCUMENT MANAGER



**JESSICA
PARE**
ASSISTANT DIRECTOR
OF MEDIA RELATIONS



**VICKEY
PLANT**
ADMINISTRATIVE ASSISTANT



**CASSIDY
SHELTON**
OFFICE ASSISTANT



**JAKOB
WALDEN**
ASSISTANT DOCUMENT MANAGER



**JEANNE
WALKER**
STUDENT MANAGER



**ASHLEY
WATERS**
ASSISTANT DIRECTOR OF
EVENT MANAGEMENT



**ALLISON
WEST**
ASSISTANT DIRECTOR OF
MARKETING



**BEVERLY
WRIGHT**
ASSISTANT DIRECTOR
OF TICKETING



**JEREMY
YATES**
STUDENT MANAGER

2008-09

SEASON REVIEW



Game-by-Game Results	84
Final Statistics	85-86
Game-by-Game Team Stats ...	87
Highs and Lows	88
Box Scores	89-94

INSIDE

BASKETBALL

2008-09 GAME-BY-GAME RESULTS

	Overall	Home	Away	Neutral
Record:				
All Games	13-17	10-7	2-8	1-2
Conference	1-13	1-6	0-7	0-0
Non-Conference	12-4	9-1	2-1	1-2

Date	Opponent	Result	Attendance	High Points	High Rebounds
Nov. 14	Centenary	W, 64-55	1926	13 - Alyson Butler	11 - Katie Hancock
Nov. 18	Samford	LOT, 61-55	1530	19 - Tierney Jenkins	11 - Katie Hancock
Nov. 22	at Hampton	W, 69-60	462	15 - Katie Hancock	6 - Dedrea Magee 6 - Katie Hancock
Nov. 25	Alabama State	W, 75-47	1471	12 - Tierney Jenkins	7 - Kayla Robinson
Nov. 28	vs. Louisville!	L, 73-56	393	16 - Ericka Russell	6 - Carmen McCoy
Nov. 29	vs. Northern Iowa!	W, 76-56	528	15 - Alyson Butler	8 - Courtney Strauthers
Dec. 3	Central Florida	W, 67-53	1380	14 - Ericka Russell	13 - Daleisha Carn
Dec. 7	Sam Houston State	W, 90-50	1506	13 - Tierney Jenkins	7 - Tierney Jenkins 7 - Daleisha Carn 7 - Courtney Strauthers
Dec. 14	at Middle Tennessee	L, 77-67	5017	15 - Tierney Jenkins	6 - Tierney Jenkins
Dec. 17	Florida A&M	WOT, 70-68	4147	17 - Tierney Jenkins	10 - Tierney Jenkins
Dec. 20	Austin Peay State	W, 63-53	1370	21 - Ericka Russell	8 - Tierney Jenkins
Dec. 22	Alabama A&M	W, 76-65	1444	16 - Tierney Jenkins	8 - Tierney Jenkins
Dec. 29	Belmont	W, 58-49	1488	14 - Dedrea Magee	9 - Varisia Raffington
Dec. 30	Ball State	W, 81-75	1435	23 - Tierney Jenkins	10 - Tierney Jenkins
Jan. 3	at Southeastern Louisiana	W, 59-48	624	14 - Ericka Russell	7 - Tierney Jenkins 7 - Courtney Strauthers 7 - Dedrea Magee
Jan. 8	Vanderbilt*	L, 85-76	1486	25 - Ericka Russell	10 - Courtney Strauthers
Jan. 11	at LSU*	L, 55-34	3665	10 - Tierney Jenkins	7 - Varisia Raffington
Jan. 15	Kentucky*	L, 67-57	1717	15 - Varisia Raffington	11 - Tierney Jenkins
Jan. 18	at Mississippi*	L, 73-43	1019	10 - Kayla Robinson	7 - Varisia Raffington
Jan. 22	at Auburn*	L, 84-66	4326	19 - Varisia Raffington	8 - Tierney Jenkins
Jan. 25	Georgia*	L, 63-61	1942	17 - Ericka Russell	11 - Tierney Jenkins
Feb. 1	at Vanderbilt*	L, 88-64	4590	27 - Varisia Raffington	10 - Tierney Jenkins
Feb. 5	Florida*	L, 92-71	1737	18 - Varisia Raffington	11 - Tierney Jenkins
Feb. 8	Auburn*	L, 81-54	3696	13 - Tierney Jenkins 13 - Varisia Raffington	7 - Tierney Jenkins
Feb. 12	at Tennessee*	L, 80-61	12907	21 - Dedrea Magee	8 - Dedrea Magee 8 - Varisia Raffington
Feb. 15	at South Carolina*	L, 68-57	5438	12 - Tierney Jenkins 12 - Dedrea Magee 12 - Ericka Russell	7 - Katie Hancock 7 - Varisia Raffington
Feb. 19	Mississippi*	W, 67-59	1482	25 - Tierney Jenkins	14 - Tierney Jenkins
Feb. 22	at Arkansas*	L, 74-69	4760	19 - Varisia Raffington	8 - Tierney Jenkins
March 1	Mississippi State*	L, 67-49	1543	12 - Ericka Russell	9 - Tierney Jenkins 9 - Dedrea Magee
March 5	vs. Tennessee#	L, 68-49	3880	18 - Ericka Russell	7 - Carmen McCoy

! - Nugget Classic (Reno, Nev.) - Lawlor Events Center

* - SEC Conference Games

- SEC Tournament (North Little Rock, Ark.) - Alltel Arena

Attendance Summary	Games	Totals	Avg/Game
Home	17	31300	1841
Away	10	42808	4281
Neutral	3	4801	1600
TOTAL	30	78909	2630

2008-09 FINAL STATISTICS

Overall

Record: 13-17 • Home: 10-7 • Away: 2-8 • Neutral 1-2

No.	Name	GP	GS	Min	Avg	FG	FGA	Pct	3FG	3FGA	Pct	FT	FTA	Pct	Off	Def	Tot	Avg	PF	FO	A	TO	Blk	Stl	Pts	Avg
21	Jenkins, Tierney	30	9	706	23.5	124	284	.437	2	7	.286	83	118	.703	94	128	222	7.4	76	2	38	79	15	48	333	11.1
23	Russell, Ericka	30	25	744	24.8	106	312	.340	57	204	.279	35	47	.745	16	59	75	2.5	65	2	32	42	5	30	304	10.1
20	Raffington, Varisia	30	30	771	25.7	123	280	.439	29	79	.367	18	24	.750	52	80	132	4.4	49	0	46	58	6	13	293	9.8
2	Magee, Dedrea	30	21	846	28.2	86	230	.374	5	35	.143	51	68	.750	25	98	123	4.1	64	2	124	94	4	25	228	7.6
3	Butler, Alyson	30	0	676	22.5	56	206	.272	39	153	.255	23	30	.767	11	24	35	1.2	36	0	29	33	4	20	174	5.8
22	Strauthers, Courtney	30	30	637	21.2	71	160	.444	0	0	.000	19	39	.487	50	76	126	4.2	87	2	10	62	21	16	161	5.4
33	Carn, Daleisha	22	9	317	14.4	36	110	.327	0	9	.000	35	60	.583	22	37	59	2.7	33	1	57	59	5	7	107	4.9
31	Hancock, Katie	30	21	454	15.1	46	126	.365	12	53	.226	21	26	.808	41	66	107	3.6	34	0	24	36	8	15	125	4.2
5	Hollifield, Caitlin	4	0	22	5.5	4	5	.800	0	0	.000	5	7	.714	3	4	7	1.8	8	0	0	0	0	2	13	3.3
20	McCoy, Carmen	24	0	234	9.8	23	53	.434	0	0	.000	18	32	.563	38	39	77	3.2	31	0	2	16	17	6	64	2.7
25	Robinson, Kayla	15	0	149	9.9	14	42	.333	0	0	.000	4	5	.800	12	27	39	2.6	15	0	2	13	4	5	32	2.1
15	Blands, Camilla	21	5	278	13.2	11	51	.216	5	26	.192	11	24	.458	12	30	42	2.0	20	0	33	17	12	11	38	1.8
32	Williams, Tamara	23	0	214	9.3	14	40	.350	0	0	.000	4	14	.286	15	28	43	1.9	28	0	3	14	4	9	32	1.4
44	Hicks, Danielle	1	0	2	2.0	0	0	.000	0	0	.000	0	0	.000	0	1	1	1.0	0	0	0	0	0	0	0	0.0
	Team														72	68	140					6				
	Total	30		6050		714	1899	.376	149	566	.263	327	494	.662	463	765	1228	40.9	546	9	400	529	105	207	1904	63.5
	Opponent	30		6050		715	1818	.393	159	509	.312	405	601	.674	442	819	1261	42.0	510	-	401	534	95	179	1994	66.5

Score by Period	First	Second	OT	Total
Alabama	902	983	19	1904
Opponent	935	1036	23	1994

Conference Games

Record: 1-13 • Home: 1-6 • Away: 0-7 • Neutral 0-0

No.	Name	GP	GS	Min	Avg	FG	FGA	Pct	3FG	3FGA	Pct	FT	FTA	Pct	Off	Def	Tot	Avg	PF	FO	A	TO	Blk	Stl	Pts	Avg
20	Raffington, Varisia	14	14	434	31.0	79	168	.470	22	54	.407	12	16	.750	24	41	65	4.6	28	0	21	38	3	8	192	13.7
21	Jenkins, Tierney	14	9	359	25.6	55	137	.401	2	6	.333	43	59	.729	45	65	110	7.9	38	1	19	40	4	20	155	11.1
23	Russell, Ericka	14	14	402	28.7	54	176	.307	27	112	.241	14	25	.560	11	23	34	2.4	33	2	23	20	0	17	149	10.6
2	Magee, Dedrea	14	13	465	33.2	47	135	.348	3	19	.158	17	24	.708	13	45	58	4.1	34	1	75	43	2	6	114	8.1
22	Strauthers, Courtney	14	14	308	22.0	33	72	.458	0	0	.000	7	16	.438	19	33	52	3.7	39	1	4	25	4	6	73	5.2
3	Butler, Alyson	14	0	311	22.2	15	77	.195	10	57	.175	12	15	.800	1	10	11	0.8	16	0	10	17	0	7	52	3.7
25	Robinson, Kayla	6	0	90	15.0	7	20	.350	0	0	.000	2	2	1.00	8	9	17	2.8	5	0	1	5	3	3	16	2.7
31	Hancock, Katie	14	5	167	11.9	14	43	.326	5	20	.250	1	2	.500	10	19	29	2.1	15	0	12	14	3	7	34	2.4
30	McCoy, Carmen	8	0	62	7.8	7	14	.500	0	0	.000	4	5	.800	9	5	14	1.8	9	0	0	2	3	3	18	2.3
32	Williams, Tamara	10	0	106	10.6	5	15	.333	0	0	.000	2	8	.250	10	9	19	1.9	14	0	2	7	2	3	12	1.2
33	Carn, Daleisha	7	1	49	7.0	3	14	.214	0	1	.000	2	3	.667	5	3	8	1.1	6	0	6	14	0	1	8	1.1
15	Blands, Camilla	7	0	47	6.7	0	4	.000	0	3	.000	6	10	.600	1	9	10	1.4	2	0	7	4	0	2	6	0.9
	Team														40	32	72					5				
	TOTAL	14		2800		319	875	.365	69	272	.254	122	185	.659	196	303	499	35.6	239	5	180	234	24	83	829	59.2
	Opponent	14		2800		383	859	.446	83	228	.364	187	272	.688	218	398	616	44.0	204	-	223	219	49	83	1036	74.0

Score by Period	First	Second	Total
Alabama	382	447	829
Opponent	521	515	1036

Non-Conference Games

Record: 12-4 • Home: 9-1 • Away 2-1 • Neutral: 1-2

No.	Name	GP	GS	Min	Avg	FG	FGA	Pct	3FG	3FGA	Pct	FT	FTA	Pct	Off	Def	Tot	Avg	PF	FO	A	TO	Blk	Stl	Pts	Avg
21	Jenkins, Tierney	16	0	347	21.7	69	147	.469	0	1	.000	40	59	.678	49	63	112	7.0	38	1	19	39	11	28	178	11.1
23	Russell, Ericka	16	11	342	21.4	52	136	.382	30	92	.326	21	22	.955	5	36	41	2.6	32	0	9	22	5	13	155	9.7
3	Butler, Alyson	16	0	365	22.8	41	129	.318	29	96	.302	11	15	.733	10	14	24	1.5	20	0	19	16	4	13	122	7.6
2	Magee, Dedrea	16	8	381	23.8	39	95	.411	2	16	.125	34	44	.773	12	53	65	4.1	30	1	49	51	2	19	114	7.1
33	Carn, Daleisha	15	8	268	17.9	33	96	.344	0	8	.000	33	57	.579	17	34	51	3.4	27	1	51	45	5	6	99	6.6
20	Raffington, Varisia	16	16	337	21.1	44	112	.393	7	25	.280	6	8	.750	28	39	67	4.2	21	0	25	20	3	5	101	6.3
31	Hancock, Katie	16	16	287	17.9	32	83	.386	7	33	.212	20	24	.833	31	47	78	4.9	19	0	12	22	5	8	91	5.7
22	Strauthers, Courtney	16	16	329	20.6	38	88	.432	0	0	.000	12	23	.522	31	43	74	4.6	48	1	6	37	17	10	88	5.5
5	Hollifield, Caitlin	4	0	22	5.5	4	5	.800	0	0	.000	5	7	.714	3	4	7	1.8	8	0	0	0	0	2	13	3.3
30	McCoy, Carmen	16	0	172	10.8	16	39	.410	0	0	.000	14	27	.519	29	34	63	3.9	22	0	2	14	14	3	46	2.9
15	Blands, Camilla	14	5	231	16.5	11	47	.234	5	23	.217	5	14	.357	11	21	32	2.3	18	0	26	13	12	9	32	2.3
25	Robinson, Kayla	9	0	59	6.6	7	22	.318	0	0	.000	2	3	.667	4	18	22	2.4	10	0	1	8	1	2	16	1.8
32	Williams, Tamara	13	0	108	8.3	9	25	.360	0	0	.000	2	6	.333	5	19	24	1.8	14	0	1	7	2	6	20	1.5
44	Hicks, Danielle	1	0	2	2.0	0	0	.000	0	0	.000	0	0	.000	0	1	1	1.0	0	0	0	0	0	0	0	0.0
	Team														32	36	68					1				
	TOTAL	16		3250		395	1024	.386	80	294	.272	205	309	.663	267	462	729	45.6	307	4	220	295	81	124	1075	67.2
	Opponent	16		3250		332	959	.346	76	281	.270	218	329	.663	224	421	645	40.3	306	-	178	315	46	96	958	59.9
	Score by Period			First	Second	OT	Total																			
	Alabama			520	536	19	1075																			
	Opponent			414	521	23	958																			

SEC Tournament Game

Record: 0-1 • Home: 0-0 • Away: 0-0 • Neutral: 0-1

No.	Name	GP	GS	Min	Avg	FG	FGA	Pct	3FG	3FGA	Pct	FT	FTA	Pct	Off	Def	Tot	Avg	PF	FO	A	TO	Blk	Stl	Pts	Avg
23	Russell, Ericka	1	1	34	34.0	6	13	.462	5	10	.500	1	1	1.00	1	3	4	4.0	2	0	2	6	0	0	18	18.0
20	Raffington, Varisia	1	1	31	31.0	4	8	.500	2	5	.400	1	2	.500	0	2	2	2.0	1	0	3	2	0	1	11	11.0
3	Butler, Alyson	1	0	13	13.0	2	7	.286	0	4	.000	2	2	1.00	0	0	0	0.0	1	0	2	0	0	0	6	6.0
2	Magee, Dedrea	1	1	40	40.0	2	8	.250	0	1	.000	1	2	.500	0	2	2	2.0	4	0	3	2	0	0	5	5.0
21	Jenkins, Tierney	1	0	30	30.0	2	8	.250	0	0	.000	0	0	.000	1	4	5	5.0	1	0	0	0	0	0	4	4.0
30	McCoy, Carmen	1	0	23	23.0	1	6	.167	0	0	.000	1	2	.500	4	3	7	7.0	3	0	1	1	1	0	3	3.0
22	Strauthers, Courtney	1	1	15	15.0	1	9	.111	0	0	.000	0	0	.000	3	2	5	5.0	3	0	1	1	0	1	2	2.0
31	Hancock, Katie	1	1	6	6.0	0	1	.000	0	1	.000	0	0	.000	1	0	1	1.0	0	0	1	0	1	0	0	0.0
25	Robinson, Kayla	1	0	3	3.0	0	0	.000	0	0	.000	0	0	.000	0	0	0	0.0	0	0	0	0	0	0	0	0.0
32	Williams, Tamara	1	0	5	5.0	0	0	.000	0	0	.000	0	0	.000	0	0	0	0.0	3	0	0	0	0	0	0	0.0
	Team														3	0	3									
	TOTAL	1		200		18	60	.300	7	21	.333	6	9	.667	13	16	29	29.0	18	0	13	12	2	2	49	49.0
	Opponent	1		200		26	52	.500	6	15	.400	10	19	.526	12	32	44	44.0	15	0	16	14	11	4	68	68.0
	Score by Period			First	Second	Total																				
	Alabama			31	18	49																				
	Opponent			30	38	68																				

2008-09 GAME-BY-GAME TEAM STATISTICS

Date	Opponent	Site	Att	FG	FGA	Pct	3FG	3FGA	Pct	FT	FTA	Pct	Off	Def	Tot	Avg	PF	A	TO	Blk	Stl	Pts
Nov. 14	Alabama Centenary	H	1926	25	70	.357	6	24	.250	8	10	.800	22	28	50	50.0	21	14	19	8	10	64
				17	60	.283	4	16	.250	17	22	.773	20	25	45	45.0	13	7	19	1	4	55
Nov. 18	Alabama Samford	H	1530	22	63	.349	1	14	.071	10	16	.625	15	37	52	51.0	25	12	18	8	2	55
				18	55	.327	6	25	.240	19	25	.760	4	29	33	39.0	18	12	12	4	3	61
Nov. 22	Alabama Hampton	A	462	23	56	.411	5	19	.263	18	28	.643	20	31	51	51.0	23	8	20	0	8	69
				20	62	.323	3	12	.250	17	26	.654	20	22	42	40.0	26	5	23	0	7	60
Nov. 25	Alabama Alabama State	H	1471	25	60	.417	4	18	.222	21	39	.538	22	29	51	51.0	22	12	18	6	9	75
				16	54	.296	4	10	.400	11	25	.440	16	22	38	39.5	27	6	24	3	3	47
Nov. 28	Alabama Louisville	N	393	17	52	.327	5	22	.227	17	23	.739	9	25	34	47.6	14	14	19	4	5	56
				30	76	.395	7	26	.269	6	8	.750	23	29	52	42.0	23	23	16	1	6	73
Nov. 29	Alabama Northern Illinois	N	528	31	70	.443	9	22	.409	5	6	.833	16	26	42	46.7	19	15	17	3	8	76
				17	51	.333	5	24	.208	17	21	.810	8	22	30	40.0	14	11	23	1	7	56
Dec. 3	Alabama Central Florida	H	1380	23	68	.338	7	19	.368	14	22	.636	18	36	54	47.7	16	15	22	9	6	67
				21	72	.292	4	14	.286	7	15	.467	20	32	52	41.7	20	9	22	0	5	53
Dec. 7	Alabama Sam Houston State	H	1506	36	79	.456	4	15	.267	14	24	.583	23	37	60	49.2	14	20	16	4	14	90
				16	60	.267	5	23	.217	13	18	.722	9	24	33	40.6	18	10	24	5	8	50
Dec. 14	Alabama Middle Tennessee	A	5017	26	61	.426	4	14	.286	11	18	.611	13	20	33	47.4	29	14	17	2	10	67
				22	43	.512	4	14	.286	29	38	.763	5	26	31	39.6	15	10	17	5	9	77
Dec. 17	Alabama Florida A&M	H	4147	26	80	.325	3	22	.136	15	21	.714	23	32	55	48.2	17	16	18	8	9	70
				25	72	.347	5	18	.278	13	20	.650	17	35	52	40.8	22	12	21	5	6	68
Dec. 20	Alabama Austin Peay State	H	1370	24	57	.421	7	14	.500	8	16	.500	10	31	41	47.5	18	16	15	10	7	63
				20	71	.282	7	24	.292	6	17	.353	28	29	57	42.3	16	14	18	1	5	53
Dec. 22	Alabama Alabama A&M	H	1444	26	57	.456	3	13	.231	21	26	.808	14	23	37	46.7	26	18	25	5	12	76
				21	53	.396	1	9	.111	22	30	.733	12	21	33	41.5	25	10	27	0	8	65
Dec. 29	Alabama Belmont	H	1488	21	66	.318	3	22	.136	13	17	.765	19	31	50	46.9	14	9	19	6	9	58
				17	57	.298	4	18	.222	11	19	.579	12	28	40	41.4	17	7	21	5	7	49
Dec. 30	Alabama Ball State	H	1435	30	64	.469	7	13	.538	14	22	.636	12	32	44	46.7	11	16	16	4	6	81
				30	71	.423	7	21	.333	8	11	.727	10	23	33	40.8	21	16	12	3	7	75
Jan. 3	Alabama Southeastern La.	A	624	22	61	.361	5	22	.227	10	12	.833	18	28	46	46.7	20	8	24	2	7	59
				16	50	.320	4	12	.333	12	15	.800	8	22	30	40.1	16	10	22	1	7	48
Jan. 8	Alabama Vanderbilt	H	1486	30	72	.417	9	17	.529	7	11	.636	23	15	38	46.1	18	20	14	1	9	76
				31	56	.554	5	13	.385	18	22	.818	14	21	35	39.8	13	18	15	3	5	85
Jan. 11	Alabama LSU	A	3665	14	56	.250	2	19	.105	4	9	.444	9	28	37	45.6	17	9	19	2	5	34
				23	58	.397	0	8	.000	9	19	.474	13	35	48	40.2	14	13	17	2	5	55
Jan. 15	Alabama Kentucky	H	1717	24	72	.333	2	21	.095	7	10	.700	19	23	42	45.4	21	5	14	2	4	57
				19	51	.373	4	13	.308	25	30	.833	11	32	43	40.4	14	10	16	2	4	67
Jan. 18	Alabama Mississippi	A	1019	19	58	.328	1	16	.063	4	8	.500	15	25	40	45.1	17	8	28	0	5	43
				27	69	.391	8	24	.333	11	18	.611	20	26	46	40.7	10	17	17	3	13	73
Jan. 22	Alabama Auburn	A	4326	26	57	.456	8	18	.444	6	7	.857	13	15	28	44.2	13	18	19	0	8	66
				34	55	.618	6	11	.545	10	16	.625	9	19	28	40.0	11	25	12	5	8	84
Jan. 25	Alabama Georgia	H	1942	23	67	.343	5	21	.238	10	10	1.00	14	19	33	43.7	10	15	18	3	7	61
				28	55	.509	3	11	.273	4	6	.667	8	30	38	40.0	17	13	25	5	3	63
Feb. 1	Alabama Vanderbilt	A	4590	21	51	.412	10	20	.500	12	17	.706	10	17	27	43.0	16	11	19	2	4	64
				34	64	.531	11	16	.688	9	11	.818	13	22	35	39.7	15	24	12	2	6	88
Feb. 5	Alabama Florida	H	1737	25	64	.391	6	21	.286	15	21	.714	14	24	38	42.7	16	15	20	2	10	71
				34	69	.493	11	17	.647	13	22	.591	18	30	48	40.1	17	14	17	7	7	92
Feb. 8	Alabama Auburn	H	3696	21	61	.344	5	18	.278	7	12	.583	12	17	29	42.2	21	14	15	3	3	54
				32	66	.485	1	8	.125	16	24	.667	21	30	51	40.5	15	14	12	5	4	81
Feb. 12	Alabama Tennessee	A	12907	26	62	.419	6	21	.286	3	5	.600	4	27	31	41.7	14	11	16	1	8	61
				32	71	.451	9	25	.360	7	13	.538	17	34	51	41.0	10	26	14	4	5	80
Feb. 15	Alabama South Carolina	A	5438	23	61	.377	2	18	.111	9	16	.563	14	20	34	41.4	18	10	11	1	6	57
				24	57	.421	7	17	.412	13	19	.684	13	27	40	40.9	15	20	13	1	8	68
Feb. 19	Alabama Mississippi	H	1482	25	67	.373	3	19	.158	14	19	.737	16	25	41	41.4	19	13	10	4	5	67
				18	60	.300	1	14	.071	22	27	.815	20	31	51	41.3	18	5	16	3	4	59
Feb. 22	Alabama Arkansas	A	4760	26	72	.361	5	21	.238	12	21	.571	24	20	44	41.5	24	19	17	0	4	69
				21	56	.375	7	22	.318	25	37	.676	20	26	46	41.5	18	11	19	3	6	74
March 1	Alabama Mississippi State	H	1543	16	55	.291	5	22	.227	12	19	.632	9	28	37	41.3	15	12	14	3	5	49
				26	72	.361	10	29	.345	5	8	.625	21	35	56	42.0	17	13	14	4	5	67
March 5	Alabama Tennessee	N	3880	18	60	.300	7	21	.333	6	9	.667	13	16	29	40.9	18	13	12	2	2	49
				26	52	.500	6	15	.400	10	19	.526	12	32	44	42.0	15	16	14	11	4	68

ALABAMA TEAM HIGHS

Points.....	90 vs. Sam Houston State (Dec. 7, 2008)
FG Made	36 vs. Sam Houston State (Dec. 7, 2008)
FG Attempted.....	80 vs. Florida A&M (Dec. 17, 2008)
FG Percentage469 (30-64) vs. Ball State (Dec. 30, 2008)
3-Point FG Made.....	10 at Vanderbilt (Feb. 1, 2009)
3-Point FG Attempted.....	24 vs. Centenary (Nov. 14, 2008)
3-Point FG Percentage.....	.538 (7-13) vs. Ball State (Dec. 30, 2008)
FT Made.....	21 vs. Alabama A&M (Dec. 22, 2008)
.....	21 vs. Alabama State (Nov. 25, 2008)
FT Attempted	39 vs. Alabama State (Nov. 25, 2008)
FT Percentage.....	1.00 (10-10) vs. Georgia (Jan. 25, 2009)
Rebounds.....	60 vs. Sam Houston State (Dec. 7, 2008)
Assists	20 vs. Vanderbilt (Jan. 8, 2009)
.....	20 vs. Sam Houston State (Dec. 7, 2008)
Turnovers.....	28 at Mississippi (Jan. 18, 2009)
Blocked Shots.....	10 vs. Austin Peay (Dec. 20, 2008)
Steals.....	14 vs. Sam Houston State (Dec. 7, 2008)
Fouls.....	29 at Middle Tennessee (Dec. 14, 2008)

Opponent Team Highs

Points.....	92 vs. Florida (Feb. 5, 2009)
FG Made	34 vs. Florida (Feb. 5, 2009)
.....	34 at Vanderbilt (Feb. 1, 2009)
.....	34 at Auburn (Jan. 22, 2009)
FG Attempted.....	76 vs. Louisville (Nov. 28, 2008)
FG Percentage618 (34-55) at Auburn (Jan. 22, 2009)
3-Point FG Made.....	11 vs. Florida (Feb. 5, 2009)
.....	11 at Vanderbilt (Feb. 1, 2009)
3-Point FG Attempted.....	29 vs. Mississippi State (March 1, 2009)
3-Point FG Percentage.....	.688 (11-16) at Vanderbilt (Feb. 1, 2009)
FT Made.....	29 at Middle Tennessee (Dec. 14, 2008)
FT Attempted	38 at Middle Tennessee (Dec. 14, 2008)
FT Percentage.....	.833 (25-30) vs. Kentucky (Jan. 15, 2009)
Rebounds.....	57 vs. Austin Peay (Dec. 20, 2008)
Assists	26 at Tennessee (Feb. 12, 2009)
Turnovers.....	27 vs. Alabama A&M (Dec. 22, 2008)
Blocked Shots.....	11 vs. Tennessee (March 5, 2009)
Steals.....	13 at Mississippi (Jan. 18, 2009)
Fouls.....	27 vs. Alabama State (Nov. 25, 2008)

ALABAMA INDIVIDUAL HIGHS

Points.....	27, Varisia Raffington at Vanderbilt (Feb. 1, 2009)
FG Made	10, Dedrea Magee at Tennessee (Feb. 12, 2009)
.....	10, Ericka Russell vs. Vanderbilt (Jan. 8, 2009)
FG Attempted.....	19, Varisia Raffington at Arkansas (Feb. 22, 2009)
FG Percentage (min. 5 made).....	.833 (5-6), D. Magee vs. Austin Peay (Dec. 20, 2008)
3-Point FG Made.....	7, Varisia Raffington at Vanderbilt (Feb. 1, 2009)
3-Point FG Attempted.....	12, Ericka Russell vs. Louisville (Nov. 28, 2009)
3-Point FG Percentage (min. 3 made).....	1.00 (3-3), C. Blands vs. UCF (Dec. 3, 2008)
FT Made.....	9, Tierney Jenkins vs. Mississippi (Feb. 19, 2009)
FT Attempted	11, Tierney Jenkins vs. Mississippi (Feb. 19, 2009)
FT Percentage (min. 6 made).....	1.00 (6-6), E. Russell vs. UCF (Dec. 3, 2008)
.....	1.00 (6-6), Katie Hancock at Hampton (Nov. 22, 2008)
Rebounds.....	14, Tierney Jenkins vs. Mississippi (Feb. 19, 2009)
Assists	13, Daleisha Carn vs. Sam Houston State (Dec. 7, 2008)
Blocked Shots.....	4, Carmen McCoy vs. Alabama State (Nov. 25, 2008)
Steals.....	4, Tierney Jenkins vs. Ball State (Dec. 30, 2008)
.....	4, Tierney Jenkins vs. Alabama A&M (Dec. 22, 2008)
.....	4, Dedrea Magee vs. Sam Houston State (Dec. 7, 2008)
.....	4, Dedrea Magee at Hampton (Nov. 22, 2008)

ALABAMA TEAM LOWS

Points.....	34 at LSU (Jan. 11, 2009)
FG Made	14 at LSU (Jan. 11, 2009)
FG Attempted.....	51 at Vanderbilt (Feb. 1, 2009)
FG Percentage250 (14-56) at LSU (Jan. 11, 2009)
3-Point FG Made.....	1 vs. Samford (Nov. 18, 2008)
.....	1 at Mississippi (Jan. 18, 2009)
3-Point FG Attempted.....	13 vs. Alabama A&M (Dec. 22, 2008)
.....	13 vs. Ball State (Dec. 30, 2008)
3-Point FG Percentage.....	.063 (1-16) at Mississippi (Jan. 18, 2009)
FT Made.....	3 at Tennessee (Feb. 12, 2009)
FT Attempted	5 at Tennessee (Feb. 12, 2009)
FT Percentage.....	.444 (4-9) at LSU (Jan. 11, 2009)
Rebounds.....	27 at Vanderbilt (Feb. 1, 2009)
Assists	5 vs. Kentucky (Jan. 15, 2009)
Turnovers.....	10 vs. Ole Miss (Feb. 19, 2009)
Blocked Shots.....	0 at Hampton (Nov. 22, 2008)
.....	0 at Mississippi (Jan. 18, 2009)
.....	0 at Auburn (Jan. 22, 2009)
.....	0 at Arkansas (Feb. 22, 2009)
Steals.....	2 vs. Samford (Nov. 18, 2008)
.....	2 vs. Tennessee (March 5, 2009)
Fouls.....	10 vs. Georgia (Jan. 25, 2009)

OPPONENT TEAM LOWS

Points.....	47 vs. Alabama State (Nov. 25, 2008)
FG Made	16 vs. Alabama State (Nov. 25, 2008)
.....	16 vs. Sam Houston State (Dec. 7, 2008)
.....	16 at Southeastern Louisiana (Jan. 3, 2009)
FG Attempted.....	43 at Middle Tennessee (Dec. 14, 2008)
FG Percentage.....	.267 (16-60) Sam Houston State (Dec. 7, 2008)
3-Point FG Made.....	0 at LSU (Jan. 11, 2009)
3-Point FG Attempted.....	8 at LSU (Jan. 11, 2009)
.....	8 vs. Auburn (Feb. 8, 2009)
3-Point FG Percentage.....	.000 (0-8) at LSU (Jan. 11, 2009)
FT Made.....	4 vs. Georgia (Jan. 25, 2009)
FT Attempted	6 vs. Georgia (Jan. 25, 2009)
FT Percentage.....	.353 (6-17) vs. Austin Peay (Dec. 20, 2008)
Rebounds.....	28 at Auburn (Jan. 22, 2009)
Assists	5 at Hampton (Nov. 22, 2008)
.....	5 vs. Mississippi (Feb. 19, 2009)
Turnovers.....	12 vs. Samford (Nov. 18, 2008)
.....	12 vs. Ball State (Dec. 30, 2008)
.....	12 at Auburn (Jan. 22, 2009)
.....	12 at Vanderbilt (Feb. 1, 2009)
.....	12 vs. Auburn (Feb. 8, 2009)
Blocked Shots.....	0 at Hampton (Nov. 22, 2008)
.....	0 vs. UCF (Dec. 3, 2008)
.....	0 vs. Alabama A&M (Dec. 22, 2008)
Steals.....	3 vs. Samford (Nov. 18, 2008)
.....	3 vs. Alabama State (Nov. 25, 2008)
.....	3 vs. Georgia (Jan. 25, 2009)
Fouls.....	10 at Mississippi (Jan. 18, 2009)
.....	10 at Tennessee (Feb. 12, 2009)

08-09 BOX SCORES

Game 1

Nov. 14, 2008 • Tuscaloosa, Ala.
Alabama 64, Centenary 55
Coleman Coliseum • Attendance: 1926

UA	MP	FG	3FG	FT	R	F	A	TO	B	S	TP
Magee	19	2-7	0-2	5-5	0	2	2	2	0	1	9
Blands	24	2-6	0-4	0-0	4	3	2	3	2	2	4
Raffington	14	1-6	1-3	0-0	4	0	1	1	1	0	3
Strauthers	20	4-9	0-0	0-0	6	4	0	4	1	1	8
Hancock	27	4-9	2-4	2-3	11	1	1	0	2	1	12
Butler	26	5-14	3-10	0-0	3	2	3	1	1	0	13
Hollifield	9	1-2	0-0	0-0	3	3	0	0	0	2	2
Jenkins	21	2-7	0-0	1-2	10	0	2	3	1	3	5
Russell	9	0-1	0-1	0-0	1	1	1	0	0	0	0
McCoy	7	1-2	0-0	0-0	2	1	0	1	0	0	2
Williams	10	1-2	0-0	0-0	0	2	0	0	0	0	2
Carn	14	2-5	0-0	0-0	1	2	2	4	0	0	4
Team					5						
TOTALS	200	25-70	6-24	8-10	50	21	14	19	8	10	64

CC	MP	FG	3FG	FT	R	F	A	TO	B	S	TP
Zaloga	29	2-9	0-4	2-2	4	1	2	5	0	0	6
Bush	11	1-3	0-1	0-0	3	0	1	1	0	0	2
Farrell	32	4-10	0-0	2-2	9	3	0	3	1	1	10
Jackson	24	3-9	0-1	2-2	4	2	0	0	0	0	8
Forest	14	0-3	0-0	0-1	4	1	0	1	0	0	0
Draganic	18	1-3	0-0	3-4	4	0	0	1	0	0	5
Bothwell	10	1-4	0-1	2-3	0	2	0	2	0	0	4
Johnson	21	2-9	2-6	6-8	4	2	1	0	0	2	12
Alberston	3	0-0	0-0	0-0	1	0	0	2	0	1	0
Joseph	23	3-7	2-3	0-0	2	1	1	2	0	0	8
Berg	3	0-1	0-0	0-0	0	0	1	0	0	0	0
Weiler	12	0-2	0-0	0-0	2	1	1	2	0	0	0
Team					8						
TOTALS	200	17-60	4-16	17-22	45	13	7	19	1	4	55

Halftime: Alabama 36, Centenary 24; FG%: Alabama 35.7, Centenary 28.3; 3FG%: Alabama 25.0, Centenary 25.0 FT%: Alabama 80.0, Centenary 77.3; Officials: J. Cunningham, B. Spence, B. Roberts

Game 2

Nov. 18, 2008 • Tuscaloosa, Ala.
Samford 61, Alabama 55
Coleman Coliseum • Attendance: 1530

UA	MP	FG	3FG	FT	R	F	A	TO	B	S	TP
Magee	33	4-9	1-1	0-1	8	5	1	7	0	0	9
Blands	27	2-5	0-2	2-2	3	2	1	1	1	0	6
Raffington	8	0-3	0-3	0-0	2	2	3	0	0	0	0
Strauthers	33	4-8	0-0	0-0	5	3	0	1	2	0	8
Hancock	32	3-10	0-3	2-2	11	4	1	1	0	8	
Butler	35	0-8	0-4	2-2	3	2	2	1	0	0	2
Hollifield	5	1-1	0-0	1-2	2	1	0	0	0	0	3
Jenkins	26	8-14	0-0	3-6	6	3	1	2	3	2	19
Russell	7	0-3	0-1	0-0	2	1	0	0	0	0	0
McCoy	1	0-0	0-0	0-0	1	0	0	1	0	0	0
Williams	11	0-1	0-0	0-1	3	1	0	1	1	0	0
Carn	7	0-1	0-0	0-0	3	4	0	3	0	0	0
Team					3						
TOTALS	225	22-63	1-14	10-16	52	25	12	18	8	2	55

SU	MP	FG	3FG	FT	R	F	A	TO	B	S	TP
Okoli	36	2-7	1-4	1-3	3	3	1	2	1	0	6
Wilderrotter	29	1-6	0-3	1-1	2	1	2	1	0	1	3
Maxwell	40	7-11	1-4	2-2	6	3	3	3	1	1	17
London	29	1-7	1-4	2-2	5	5	1	3	0	0	5
Hill	39	3-12	2-5	3-4	2	2	3	1	1	1	11
Babineaux	16	1-5	0-0	0-1	5	2	1	2	0	0	2
Powers	3	0-0	0-0	0-0	0	0	0	0	0	0	0
Anderson	2	0-1	0-1	0-0	0	0	0	0	0	0	0
Smith	31	3-6	1-4	10-12	7	2	1	0	1	0	17
Team					3						
TOTALS	225	18-55	6-25	19-25	33	18	12	12	4	3	61

Halftime: Alabama 25, Samford 22
FG%: Alabama 34.9, Samford 32.7; 3FG%: Alabama 7.1, Samford 24.0; FT%: Alabama 62.5, Samford 76.0; Officials: M. Day, J. Morningstar, D. Sisk

Game 3

Nov. 22, 2008 • Hampton, Va.
Alabama 69, Hampton 60
HU Convocation Center • Attendance: 462

UA	MP	FG	3FG	FT	R	F	A	TO	B	S	TP
Blands	20	1-4	0-2	0-0	2	0	3	1	0	1	2
Magee	37	3-8	0-1	1-2	6	2	3	3	0	4	7
Raffington	27	1-5	0-0	0-0	5	3	0	1	0	0	2
Jenkins	10	2-6	0-1	4-5	5	2	1	2	0	0	8
Strauthers	17	4-5	0-0	0-2	1	4	0	2	0	0	8
Russell	19	5-9	4-8	0-0	0	4	0	1	0	0	14
Robinson	6	1-2	0-0	0-1	4	3	0	0	0	0	2
Butler	6	0-3	0-2	3-6	1	0	0	3	0	0	3
McCoy	14	1-2	0-0	2-2	3	1	0	2	0	1	4
Hancock	30	4-7	1-3	6-6	6	2	1	3	0	1	15
Carn	10	0-4	0-2	2-4	3	0	0	1	0	1	2
Hollifield	4	1-1	0-0	0-0	1	2	0	0	0	0	2
Team					14						
TOTALS	200	23-56	19	18-28	51	23	8	20	0	8	69

HU	MP	FG	3FG	FT	R	F	A	TO	B	S	TP
Ukoh	20	3-8	0-0	4-5	9	4	0	3	0	2	10
Leslie	24	6-15	0-0	1-2	3	2	1	1	0	1	13
Clayton	23	2-7	0-2	0-0	0	2	1	1	0	0	4
Corbitt	31	1-5	0-1	3-5	2	4	1	4	0	0	5
Finley	25	3-8	1-1	7-8	8	3	0	2	0	1	14
McMillian	5	2-7	1-3	0-0	1	2	0	5	0	0	5
Hill	7	1-2	0-0	2-2	1	2	0	1	0	1	4
Warner	14	1-1	0-0	0-2	1	1	1	0	0	1	2
Lewis	12	0-3	0-0	0-2	1	3	0	1	0	0	0
Jenkins	18	1-6	1-5	0-0	0	3	1	4	0	1	3
Payne	17	0-0	0-0	0-0	0	0	0	0	0	0	0
McGirt	3	0-0	0-0	0-0	0	0	0	0	0	0	0
Young	1	0-0	0-0	0-0	0	0	0	0	0	0	0
Team					16						
TOTALS	200	20-62	12	17-26	42	26	5	23	0	7	60

Halftime: Alabama 42, Hampton 31; FG%: Alabama 41.1, Hampton 32.3; 3FG%: Alabama 26.3, Hampton 25.0; FT%: Alabama 64.3, Hampton 65.4; Officials: E. Brewton, A. Walker, T. Stewart

Game 4

Nov. 25, 2008 • Tuscaloosa, Ala.
Alabama 75, Alabama State 47
Coleman Coliseum • Attendance: 1471

UA	MP	FG	3FG	FT	R	F	A	TO	B	S	TP
Magee	23	2-6	0-1	2-3	5	1	5	3	0	0	6
Blands	12	1-3	1-2	0-0	1	0	1	0	0	1	3
Raffington	20	3-6	0-1	2-2	3	0	1	1	0	0	8
Strauthers	19	1-4	0-0	4-9	3	3	0	1	0	0	6
Hancock	16	0-4	0-2	0-0	3	3	0	3	0	2	0
Butler	25	2-9	1-7	0-0	2	2	0	0	2	5	5
Hollifield	4	1-1	0-0	4-5	1	2	0	0	0	0	6
Jenkins	18	4-7	0-0	4-7	4	2	1	2	1	2	12
Russell	14	3-5	2-4	0-0	1	3	1	1	0	1	8
Robinson	10	1-3	0-0	0-0	7	1	0	2	1	0	2
McCoy	12	2-2	0-0	2-7	6	3	0	1	4	0	6
Williams	7	1-1	0-0	1-2	4	1	0	1	0	1	3
Carn	18	4-9	0-1	2-4	4	1	3	3	0	0	10
Hicks	2	0-0	0-0	0-0	1	0	0	0	0	0	0
Team					6						
TOTALS	200	25-60	18	21-39	51	22	12	18	6	9	75

ASU	MP	FG	3FG	FT	R	F	A	TO	B	S	TP
Holloway	25	0-3	0-1	5-11	3	2	0	4	0	0	5
Davis	12	3-8	2-4	0-0	2	3	0	0	1	0	8
Thomas	17	2-4	0-0	0-0	0	2	1	1	0	0	4
Hill	17	0-3	0-0	0-3	0	2	1	4	0	0	0
Merritt	13	1-6	0-0	1-2	7	2	0	2	1	0	3
Lewis	8	0-0	0-0	0-0	0	2	1	1	0	0	0
Milton	25	2-6	1-1	0-0	2	3	1	4	0	2	5
Chambers	22	5-11	1-4	0-1	2	0	0	3	0	0	11
Butler	1	0-0	0-0	0-0	0	0	0	0	0	0	0
Jackson	15	1-6	0-0	4-4	5	3	0	3	0	0	6
Hunter	15	1-1	0-0	0-0	6	3	1	0	0	1	2
Fulgham	18	1-6	0-0	1-2	3	2	1	2	0	0	3
Jones	4	0-0	0-0	0-2	0	2	0	0	1	0	0
Lumpkin	2	0-0	0-0	0-0	2	0	0	0	0	0	0
Harris	6	0-0	0-0	0-0	1	1	0	0	0	0	0
Team					5						
TOTALS	200	16-54	4-10	11-25	38	27	6	24	3	3	47

Halftime: Alabama 35, Alabama State 22; FG%: Alabama 41.7, Alabama State 29.6; 3FG%: Alabama 22.2, Alabama State 40.0; FT%: Alabama 53.8, Alabama State 44.0; Officials: E. Brewton, D. Cloud, K. Johnson

Game 5

Nov. 28, 2008 • Reno, Nev.
No. 7/8 Louisville 73, Alabama 56
Lawlor Events Center • Attendance: 393

UA	MP	FG	3FG	FT	R	F	A	TO	B	S	TP
----	----	----	-----	----	---	---	---	----	---	---	----

Game 6

Nov. 29, 2008 • Reno, Nev.
Alabama 76, Northern Iowa 56
Lawlor Events Center • Attendance: 528

UA	MP	FG	3FG	FT	R	F	A	TO	B	S	TP
Magee	19	4-7	1-2	0-0	3	2	3	3	0	1	9
Raffington	20	3-9	0-2	0-0	3	0	1	1	0	0	6
Strauthers	25	1-4	0-0	2-2	8	4	0	3	1	2	4
Russell	22	3-6	2-5	0-0	5	0	1	0	0	1	8
Hancock	24	4-7	1-3	2-2	7	2	2	2	0	1	11
Butler	24	5-11	5-10	0-0	0	3	2	0	0	0	15
Jenkins	17	3-7	0-0	1-2	7	4	0	4	0	2	7
Robinson	7	1-3	0-0	0-0	1	1	0	0	0	0	2
McCoy	7	1-2	0-0	0-0	1	2	0	0	0	0	2
Williams	14	1-2	0-0	0-0	2	1	0	0	0	0	2
Carn	21	5-12	0-0	0-0	2	0	6	4	2	1	10
Team					3						
TOTALS	200	31-70	9-22	5-6	42	19	15	17	3	8	76

UNI	MP	FG	3FG	FT	R	F	A	TO	B	S	TP
Armstrong	26	2-8	0-4	2-2	1	1	3	4	0	1	6
Kalin	30	4-8	2-5	1-1	0	0	3	3	0	1	11
Mennen	32	1-4	0-1	5-6	7	3	0	2	0	1	7
Clausen	28	4-11	3-9	0-0	4	1	1	4	0	1	11
Wypiszynski	23	2-5	0-1	4-5	5	2	1	2	0	0	8
Oney	9	0-2	0-1	0-0	1	1	1	3	0	1	0
Uhlenhopp	14	1-3	0-2	3-4	2	1	2	0	0	1	5
Boeck	19	3-7	0-0	2-3	5	4	0	1	1	1	8
Cain	4	0-0	0-0	0-0	0	0	0	1	0	0	0
Swanson	10	0-3	0-1	0-0	0	0	0	0	0	0	0
Yeggy	5	0-0	0-0	0-0	0	1	0	3	0	0	0
Team					5						
TOTALS	200	17-51	5-24	17-21	30	14	11	23	1	7	56

Halftime: Alabama 41, Northern Iowa 24; FG%: Alabama 44.3, Northern Iowa 33.3; 3FG%: Alabama 40.9, Northern Iowa 20.8; FT%: Alabama 83.3, Northern Iowa 81.0; Officials: T. Timmons, L. Gonyeau, T. Turner

Game 7

Dec. 3, 2008 • Tuscaloosa, Ala.
Alabama 67, UCF 53
Coleman Coliseum • Attendance: 1380

UA	MP	FG	3FG	FT	R	F	A	TO	B	S	TP
Magee	12	0-3	0-2	0-0	0	1	2	2	0	0	0
Raffington	14	0-3	0-0	0-0	4	0	0	1	0	0	0
Strauthers	21	6-8	0-0	1-2	5	3	0	3	3	0	13
Russell	23	3-9	2-6	6-6	2	2	0	1	3	2	14
Hancock	17	2-8	0-0	0-0	6	1	0	0	0	0	4
Butler	20	2-8	2-7	0-0	2	1	1	1	0	1	6
Blands	25	3-5	3-3	2-4	2	2	3	1	1	1	11
Jenkins	19	1-6	0-0	0-1	7	0	2	2	1	0	2
McCoy	17	3-5	0-0	1-3	7	2	0	0	0	0	7
Williams	6	2-3	0-0	0-0	2	2	0	3	0	1	4
Carn	26	1-10	0-1	4-6	13	2	7	8	1	1	6
Team					4						
TOTALS	200	23-68	7-19	14-22	54	16	15	22	9	6	67

UCF	MP	FG	3FG	FT	R	F	A	TO	B	S	TP
Stovall	6	0-2	0-1	0-2	3	0	0	0	0	0	0
Daniels	26	4-18	0-0	1-3	5	4	1	6	0	0	9
Mealing	18	3-6	0-2	0-0	4	2	0	1	0	0	6
Patrick	36	3-9	0-0	4-4	9	1	4	3	0	4	10
Kelly	7	0-0	0-0	0-0	1	0	0	1	0	0	0
Davis	1	0-0	0-0	0-0	0	1	0	1	0	0	0
Wiley	28	4-14	3-6	0-0	5	3	1	1	0	1	11
Caldwell	16	3-11	0-2	0-0	1	0	2	0	0	0	6
Cannon	18	1-5	0-0	0-0	8	5	0	0	0	0	2
White	22	3-7	1-3	1-2	2	2	3	5	0	0	8
Paige	22	0-0	0-0	1-4	4	2	0	2	0	0	1
Team					10						
TOTALS	200	21-72	4-14	7-15	52	20	29	22	0	5	53

Halftime: UCF 25, Alabama 24; FG%: Alabama 33.8, UCF 29.2; 3FG%: Alabama 36.8, UCF 28.6; FT%: Alabama 63.6, UCF 46.7; Officials: F. Grinter, A. Bonner, B. Roberts


Game 8

Dec. 7, 2008 • Tuscaloosa, Ala.
Alabama 90, Sam Houston State 50
Coleman Coliseum • Attendance: 1506

UA	MP	FG	3FG	FT	R	F	A	TO	B	S	TP
Strauthers	16	5-8	0-0	0-0	7	1	1	2	1	0	10
Raffington	18	3-7	1-2	0-0	4	0	1	0	0	0	7
Russell	16	3-5	1-1	0-0	0	1	0	0	0	1	7
Hancock	17	5-8	0-1	0-0	6	1	0	2	0	0	10
Carn	18	2-3	0-0	6-10	7	1	13	2	0	0	10
Magee	23	4-7	0-1	3-4	6	1	1	5	0	4	11
Butler	21	2-6	2-5	0-0	1	1	1	2	0	3	6
Blands	21	0-9	0-5	0-2	5	3	1	0	2	1	0
Jenkins	13	5-9	0-0	3-4	7	1	1	1	0	2	13
Robinson	11	3-6	0-0	0-0	5	1	0	0	0	1	6
McCoy	9	2-4	0-0	2-4	6	2	0	1	0	1	6
Williams	17	2-7	0-0	0-0	4	1	1	1	1	1	4
Team					2						
TOTALS	200	36-79	4-15	14-24	60	14	20	16	4	14	90

SHS	MP	FG	3FG	FT	R	F	A	TO	B	S	TP
Smith	22	0-2	0-0	0-0	1	2	1	3	0	0	0
Hager	7	0-0	0-0	0-0	0	2	0	1	0	0	0
Gonzales	19	4-10	0-1	2-2	3	1	0	3	1	0	10
Brooks	29	3-8	1-1	2-2	5	2	4	3	0	1	9
Ailshie	32	3-7	2-5	1-2	3	0	2	5	0	0	9
Alexander	16	0-3	0-0	2-2	2	3	2	3	0	0	2
Hartley	4	0-1	0-1	0-2	0	1	0	0	0	1	0
Martin	21	4-9	0-2	3-4	5	2	0	1	1	4	11
Echols	13	0-6	0-5	2-2	1	1	1	4	0	1	2
Brown	1	0-0	0-0	0-0	0	0	0	0	0	0	0
Livingston	5	0-0	0-0	0-0	2	0	0	0	2	0	0
Slemmons	4	0-2	0-0	0-0	0	2	0	1	0	0	0
Renz	17	2-10	2-7	1-2	1	1	0	0	0	0	7
Agnew	10	0-2	0-1	0-0	3	1	0	0	1	1	0
Team					7						
TOTALS	200	16-60	5-23	13-18	33	18	10	24	5	8	50

Halftime: Alabama 42, Sam Houston State 18; FG%: Alabama 45.6, Sam Houston State 26.7; 3FG%: Alabama 26.7, Sam Houston State 21.7; FT%: Alabama 58.3, Sam Houston State 72.2; Officials: W. Dean, E. Novak, M. Roberts



Game 9

Dec. 14, 2008 • Murfreesboro, Tenn.
Middle Tennessee 77, Alabama 67
Murphy Center • Attendance: 5017

UA	MP	FG	3FG	FT	R	F	A	TO	B	S	TP
Raffington	16	2-6	0-1	0-0	3	4	1	1	0	1	4
Strauthers	16	1-2	0-0	0-0	4	5	1	2	0	2	2
Russell	24	4-11	1-6	0-0	5	3	0	2	0	0	9
Hancock	15	0-2	0-1	2-4	5	2	2	3	0	1	2
Carn	26	4-6	0-0	5-8	1	2	3	3	1	0	13
Magee	18	1-4	0-0	3-3	1	3	3	3	0	2	5
Butler	25	3-6	2-5	0-0	0	1	1	1	0	0	8
Blands	14	1-3	1-1	0-2	1	4	2	0	1	1	3
Jenkins	25	7-15	0-0	1-1	6	4	1	2	0	1	15
McCoy	5	1-1	0-0	0-0	1	1	0	0	0	0	2
Williams	16	2-5	0-0	0-0	2	0	0	0	0	2	4
Team					4						
TOTALS	200	26-61	4-14	11-18	33	29	14	17	2	10	67

MTSU	MP	FG	3FG	FT	R	F	A	TO	B	S	TP
Lymon	28	3-5	0-1	7-9	7	3	2	0	0	2	13
Queen	32	5-10	1-3	4-4	3	2	0	4	1	0	15
Pickel	39	3-5	2-3	3-4	1	2	2	2	1	2	11
Brown	36	2-7	1-4	4-7	8	1	3	2	2	3	9
Clark	36	9-13	0-0	11-14	7	3	0	5	1	2	29
Stewart	5	0-0	0-0	0-0	0	1	0	1	0	0	0
Lanning	24	0-3	0-3	0-0	2	3	3	2	0	0	0
Team					3			1			
TOTALS	200	22-43	4-14	29-38	15	10	17	5	9	77	

Halftime: Middle Tennessee 31, Alabama 28; FG%: Alabama 42.6, Middle Tennessee 51.2; 3FG%: Alabama 28.6, Middle Tennessee 28.6; FT%: Alabama 61.1, Middle Tennessee 76.3; Officials: M. Overstreet, L. Porter, D. Sisk

Game 10

Dec. 17, 2008 • Tuscaloosa, Ala.
Alabama 70, Florida A&M 68 (OT)
Coleman Coliseum • Attendance: 4147

UA	MP	FG	3FG	FT	R	F	A	TO	B	S	TP
Raffington	24	5-9	0-1	0-0	6	4	2	4	0	1	10
Strauthers	29	3-5	0-0	2-3	6	1	0	2	2	1	8
Russell	30	2-13	1-9	4-4	4	3	1	2	0	1	9
Hancock	12	2-7	0-2	2-2	3	0	0	1	0	1	6
Carn	20	2-9	0-0	0-0	3	5	2	3	0	0	4
Magee	25	2-7	0-2	2-4	4	0	5	1	1	1	6
Butler	22	2-7	2-7	0-0	3	0	1	1	1	0	6
Blands	11	0-4	0-1	0-0	2	0	1	1	1	0	0
Jenkins	31	6-13	0-0	5-6	10	3	4	1	2	2	17
McCoy											

08-09 BOX SCORES

Game 11
Dec. 20, 2008 • Tuscaloosa, Ala.
Alabama 63, Austin Peay 53
Coleman Coliseum • Attendance: 1370

UA	MP	FG	3FG	FT	R	F	A	TO	B	S	TP
Raffington	9	0-4	0-0	0-0	2	0	2	0	0	0	0
Strauthers	23	1-6	0-0	1-2	4	1	0	2	3	1	3
Russell	15	2-4	1-3	0-0	3	2	0	0	1	0	5
Carn	14	2-4	0-0	2-5	0	1	1	2	0	1	6
Magee	27	5-6	0-0	0-0	7	0	6	3	0	1	10
Butler	29	3-6	2-4	0-0	2	2	1	1	0	0	8
Blands	16	0-2	0-0	0-0	1	1	4	0	2	0	0
Jenkins	18	3-7	0-0	0-2	8	2	1	5	2	1	6
Robinson	2	0-1	0-0	0-0	0	2	0	1	0	0	0
McCoy	15	0-2	0-0	4-6	5	2	0	1	1	0	4
Williams	7	0-1	0-0	0-0	3	1	0	0	0	0	0
Team					2						
TOTALS	200	24-57	7-14	8-16	41	18	16	15	10	7	63

AP	MP	FG	3FG	FT	R	F	A	TO	B	S	TP
Rayner	18	1-6	0-0	2-9	5	2	2	2	0	0	4
Pollock	32	0-5	0-4	2-2	3	0	6	4	0	2	2
Faulkner	26	1-11	0-4	0-0	7	1	3	1	0	1	2
Thomas	24	5-12	0-0	0-2	9	4	0	1	1	0	10
Herring	31	2-8	2-6	0-0	12	4	3	2	0	1	6
Richardson	10	1-3	1-1	0-0	0	0	0	0	0	0	3
Hanley	24	4-12	0-0	0-0	5	4	0	4	0	1	12
Jones	8	0-2	0-1	1-2	1	0	0	2	0	0	1
Jamen	27	6-12	0-0	1-2	7	1	0	2	0	0	13
Team					8						
TOTALS	200	20-71	7-24	6-17	57	16	14	18	1	5	53

Halftime: Austin Peay 31, Alabama 26; FG%: Alabama 42.1, Austin Peay 28.2; 3FG%: Alabama 50.0, Austin Peay 29.2; FT%: Alabama 50.0, Austin Peay 35.3; Officials: R. Gulbeyan, C. Fountain, G. Cross

Game 12
Dec. 22, 2008 • Tuscaloosa, Ala.
Alabama 76, Alabama A&M 65
Coleman Coliseum • Attendance: 1444

UA	MP	FG	3FG	FT	R	F	A	TO	B	S	TP
Strauthers	14	3-3	0-0	0-1	2	3	1	3	0	1	6
Raffington	27	5-10	0-1	2-2	6	1	4	2	0	0	12
Russell	18	1-5	0-4	2-2	0	4	0	3	1	0	4
Hancock	12	1-2	0-1	3-4	5	1	0	0	0	1	5
Carn	22	2-6	0-1	7-9	1	3	2	3	0	0	11
Magee	18	1-3	0-0	0-0	2	1	4	5	1	1	2
Butler	30	4-8	3-6	0-0	0	3	1	1	0	3	11
Blands	19	1-2	0-0	0-0	2	3	4	1	1	1	2
Jenkins	22	6-11	0-0	4-4	8	2	1	5	1	4	16
Robinson	6	1-1	0-0	2-2	2	2	1	2	0	1	4
McCoy	10	1-5	0-0	0-0	6	2	0	0	1	0	2
Williams	2	0-1	0-0	1-2	0	1	0	0	0	0	1
Team					3						
TOTALS	200	26-57	3-13	21-26	37	26	18	25	5	12	76

AAMU	MP	FG	3FG	FT	R	F	A	TO	B	S	TP
Samuel	28	4-8	0-0	2-2	5	4	1	3	0	1	10
Manning	17	0-3	0-0	0-0	3	1	1	4	0	1	0
Moss	23	7-10	0-0	5-6	3	3	0	3	0	0	19
Thompson	23	0-1	0-0	4-6	3	4	4	6	0	0	4
Collier	18	1-4	0-2	1-3	4	2	1	1	0	0	3
Williams	29	3-16	1-7	5-6	4	3	1	5	0	4	12
Watkins	18	0-3	0-0	0-0	0	1	0	1	0	0	0
Marshall	8	0-0	0-0	0-1	1	2	0	2	0	0	0
Tobar	14	2-3	0-0	4-5	1	1	2	1	0	0	8
Williams	5	2-3	0-0	0-0	1	2	0	0	0	1	4
Johnson	17	2-2	0-0	1-1	2	2	0	1	0	1	5
Team					6						
TOTALS	200	21-53	1-9	22-30	33	25	10	27	0	8	65

Halftime: Alabama 34, Alabama A&M 25; FG%: Alabama 45.6, Alabama A&M 39.6; 3FG%: Alabama 23.1, Alabama A&M 11.1; FT%: Alabama 80.8, Alabama A&M 73.3; Officials: D. Cloud, C. Pardue, D. Kramer

Game 13
Dec. 29, 2008 • Tuscaloosa, Ala.
Alabama 58, Belmont 49
Coleman Coliseum • Attendance: 1488

UA	MP	FG	3FG	FT	R	F	A	TO	B	S	TP
Strauthers	21	2-8	0-0	0-0	4	3	1	3	3	0	4
Raffington	34	4-8	0-1	1-2	9	1	0	2	1	0	9
Russell	32	3-14	1-8	2-2	5	1	0	2	0	2	9
Hancock	12	1-4	0-3	0-0	5	1	0	0	0	0	2
Carn	17	3-9	0-0	0-2	5	1	5	2	0	0	6
Magee	22	3-4	0-0	8-9	7	2	1	2	0	2	14
Butler	26	2-11	2-9	0-0	4	1	0	1	0	2	6
Blands	6	0-2	0-1	0-0	0	0	0	1	0	0	0
Jenkins	25	3-6	0-0	2-2	7	3	2	5	0	3	8
McCoy	5	0-0	0-0	0-0	1	1	0	1	2	0	0
Team					3						
TOTALS	200	21-66	3-22	13-17	50	14	9	19	6	9	58

BU	MP	FG	3FG	FT	R	F	A	TO	B	S	TP
Burtnett	28	2-10	1-7	0-0	1	0	0	1	1	2	5
Rockwell	33	3-12	1-3	3-4	5	1	2	4	1	0	10
Daniel	20	2-4	0-0	1-2	3	2	0	1	0	1	5
Holiday	31	2-4	2-3	0-0	6	5	4	5	0	1	6
Bobbitt	34	5-14	0-0	3-4	9	2	1	6	1	0	13
Kesler	7	0-1	0-1	0-0	1	1	0	2	0	1	0
Bunch	21	2-5	0-1	3-7	5	5	0	1	1	1	7
Moore	4	1-3	0-1	0-0	1	0	0	0	0	0	2
Swisher	11	0-2	0-2	0-0	1	1	0	0	0	1	0
Nelson	11	0-2	0-0	1-2	4	0	0	1	1	0	1
Team					4						
TOTALS	200	17-57	4-18	11-19	40	17	7	21	5	7	49

Halftime: Alabama 26, Belmont 21; FG%: Alabama 31.8, Belmont 29.8; 3FG%: Alabama 13.6, Belmont 22.2; FT%: Alabama 76.5, Belmont 57.9; Officials: D. Kantner, M. Riggs, F. Cushenberry

Game 14
Dec. 30, 2008 • Tuscaloosa, Ala.
Alabama 81, Ball State 75
Coleman Coliseum • Attendance: 1435

UA	MP	FG	3FG	FT	R	F	A	TO	B	S	TP
Strauthers	16	1-4	0-0	1-1	2	2	0	2	0	0	3
Raffington	23	4-9	2-3	0-0	3	0	2	2	1	2	10
Russell	18	2-6	0-2	0-0	1	0	1	2	0	0	4
Hancock	19	2-2	2-2	0-0	2	1	0	3	0	0	6
Carn	17	3-6	0-0	0-0	3	3	4	2	0	0	6
Magee	23	3-6	0-1	7-9	5	2	4	1	0	0	13
Butler	22	5-7	3-4	0-0	2	1	2	2	2	0	13
Blands	17	0-1	0-1	1-4	6	0	3	0	0	0	1
Jenkins	29	9-15	0-0	5-8	10	2	0	0	0	4	23
Robinson	8	0-5	0-0	0-0	2	0	0	1	0	0	0
McCoy	8	1-3	0-0	0-0	5	0	0	1	1	0	2
Team					3						
TOTALS	200	30-64	7-13	14-22	44	11	16	16	4	6	81

BSU	MP	FG	3FG	FT	R	F	A	TO	B	S	TP
Gratton	26	8-14	2-5	0-0	8	2	2	2	0	1	18
Maggert	32	7-13	0-1	3-4	5	2	0	1	0	1	17
Green	38	6-13	1-2	1-1	6	4	9	1	1	2	14
Jarrett	30	0-2	0-2	2-2	2	1	2	3	0	0	2
McDonald	30	4-12	3-9	1-2	0	3	1	0	0	0	12
Grossnickle	13	1-3	0-0	0-0	3	3	0	0	1	0	2
King	23	3-10	1-2	1-2	1	3	2	3	0	3	8
Barber	8	1-4	0-0	0-0	1	3	0	2	1	0	2
Team					7						
TOTALS	200	30-71	7-21	8-11	33	21	16	12	3	7	75

Halftime: Alabama 45, Ball State 27; FG%: Alabama 46.9, Ball State 42.3; 3FG%: Alabama 53.8, Ball State 33.3; FT%: Alabama 63.6, Ball State 72.7; Officials: M. Day, L. Morris, M. Riggs

Game 15
Jan. 3, 2009 • Hammond, La.
Alabama 59, Southeastern Louisiana 48
University Center • Attendance: 624

UA	MP	FG	3FG	FT	R	F	A	TO	B	S	TP
Strauthers	24	1-3	0-0	1-1	7	4	1	4	1	0	3
Raffington	20	3-8	0-1	0-0	6	4	2				

Game 16

Jan. 8, 2009 • Tuscaloosa, Ala.
 Vanderbilt 85, Alabama 76
 Coleman Coliseum • Attendance: 1486

UA	MP	FG	3FG	FT	R	F	A	TO	B	S	TP
Raffington	24	7-14	2-3	0-0	2	1	1	1	0	2	16
Strauthers	26	6-10	0-0	0-0	10	4	2	1	0	0	12
Russell	32	10-17	5-8	0-1	2	3	3	2	0	3	25
Hancock	5	0-1	0-0	0-0	0	1	0	0	0	0	0
Carn	6	0-2	0-0	0-0	1	2	2	2	0	0	0
Magee	34	1-11	0-1	0-0	3	5	10	3	0	0	2
Butler	30	3-7	2-5	2-2	2	1	1	0	0	1	10
Blands	5	0-0	0-0	0-0	0	0	1	0	0	0	0
Jenkins	27	3-10	0-0	5-8	8	1	1	3	0	2	11
McCoy	8	0-0	0-0	0-0	3	0	0	1	1	0	0
Williams	3	0-0	0-0	0-0	0	0	0	0	0	1	0
Team					7						
TOTALS	200	30-72	9-17	7-11	38	18	20	14	1	9	76

VU	MP	FG	3FG	FT	R	F	A	TO	B	S	TP
Risner	25	7-8	0-0	3-5	6	2	1	3	0	1	17
Tuomi	25	5-8	0-0	2-3	5	4	1	2	0	0	12
Mooney	23	1-5	1-3	0-0	2	1	2	2	1	1	3
Marsh	37	5-7	3-4	0-0	2	1	4	2	0	0	13
Wirth	36	6-14	1-5	2-2	10	2	1	1	1	1	15
Chisholm	19	3-5	0-0	5-6	6	1	2	4	1	2	11
Rhoads	31	3-6	0-0	6-6	1	2	7	1	0	0	12
Gibbs	4	1-3	0-1	0-0	0	0	0	0	0	0	2
Team					3						
TOTALS	200	31-56	5-13	18-22	35	13	18	15	3	5	85

Halftime: Vanderbilt 47, Alabama 22; FG%: Alabama 41.7, Vanderbilt 55.4; 3FG%: Alabama 52.9, Vanderbilt 38.5; FT%: Alabama 63.6, Vanderbilt 81.8; Officials: L. Newton, B. Roberts, J. Dickerson


Game 17

Jan. 11, 2009 • Baton Rouge, La.
 LSU 55, Alabama 34
 Maravich Center • Attendance: 3665

UA	MP	FG	3FG	FT	R	F	A	TO	B	S	TP
Jenkins	26	4-12	0-0	2-4	6	3	0	3	1	1	10
Strauthers	23	1-7	0-0	0-0	3	3	0	3	1	1	2
Magee	30	2-3	0-0	1-3	6	1	6	3	0	0	5
Raffington	28	3-7	1-3	0-0	7	3	1	1	0	0	7
Russell	31	3-14	1-9	0-0	1	1	1	2	0	2	7
Butler	18	0-4	0-4	0-0	2	1	0	1	0	0	0
Blands	9	0-1	0-1	1-2	3	1	1	1	0	0	1
Robinson	4	0-1	0-0	0-2	1	0	1	0	0	0	0
McCoy	4	0-0	0-0	0-0	1	1	0	0	0	0	0
Hancock	11	1-4	0-2	0-0	3	0	0	2	0	0	2
Williams	7	0-1	0-0	0-0	0	0	0	0	0	0	0
Carn	9	0-2	0-0	0-0	1	2	0	2	0	0	0
Team					2						
TOTALS	200	14-56	2-19	4-9	37	17	9	19	2	5	34

LSU	MP	FG	3FG	FT	R	F	A	TO	B	S	TP
Dunning	21	2-3	0-0	1-2	5	3	0	4	0	0	5
Barrett	20	3-8	0-0	4-5	6	3	0	1	0	0	10
Graham	30	5-9	0-0	1-3	6	0	1	2	0	3	11
Eason	25	1-6	0-1	0-0	3	0	5	0	0	0	2
Hightower	32	8-11	0-1	1-2	9	3	3	1	2	0	17
Kelly	14	0-6	0-6	0-0	1	0	1	2	0	0	0
Hughes	15	0-2	0-0	0-0	2	2	2	3	0	0	0
Jones	20	3-7	0-0	2-5	5	2	0	2	0	1	8
Black	4	0-1	0-0	0-2	3	1	0	1	0	0	0
Turnbow	14	1-4	0-0	0-0	1	0	1	0	0	1	2
Morris	5	0-1	0-0	0-0	2	0	0	1	0	0	0
Team					5						
TOTALS	200	23-58	0-8	9-19	48	14	13	17	2	5	55

Halftime: LSU 24, Alabama 12; FG%: Alabama 25.0, LSU 39.7; 3FG%: Alabama 10.5, LSU 0.0; FT%: Alabama 44.4, LSU 47.4; Officials: J. Courteau, S. Yarborough, D. Kramer



SNAPSHOTS:
 Russell had a career night in her SEC opener with 25 points, three assists and three steals in 32 minutes against Vanderbilt.

Game 19

Jan. 18, 2009 • Oxford, Miss.
 Mississippi 73, Alabama 43
 Tad Smith Coliseum • Attendance: 1019

UA	MP	FG	3FG	FT	R	F	A	TO	B	S	TP
Jenkins	13	0-2	0-0	0-0	3	3	1	1	0	0	0
Strauthers	25	2-4	0-0	0-2	2	2	0	4	0	0	4
Magee	27	3-10	0-2	2-2	3	3	2	3	0	0	8
Raffington	30	4-11	0-2	0-0	7	1	1	2	0	1	8
Russell	27	3-12	0-7	2-4	6	2	0	2	0	3	8
Butler	21	1-4	1-3	0-0	0	1	1	2	0	0	3
Blands	3	0-1	0-1	0-0	0	0	0	0	0	0	0
Robinson	31	5-9	0-0	0-0	5	2	1	2	0	1	10
McCoy	3	0-0	0-0	0-0	0	0	0	0	0	0	0
Hancock	10	1-3	0-1	0-0	2	1	0	4	0	0	2
Carn	10	0-2	0-0	0-0	2	2	2	7	0	0	0
Team					10			1			
TOTALS	200	19-58	1-16	4-8	40	17	8	28	0	5	43

UM	MP	FG	3FG	FT	R	F	A	TO	B	S	TP
Goff	30	5-16	0-1	2-6	8	1	1	1	3	2	12
Holloway	24	2-2	0-0	2-2	8	0	2	1	0	2	6
Black	22	3-7	1-2	0-0	5	1	7	2	0	3	7
Easley	27	4-10	3-5	5-5	6	2	3	3	0	3	16
Thomas	26	2-11	0-5	0-0	2	1	0	2	0	0	4
Phillips	6	2-3	0-0	0-0	2	0	1	1	0	0	4
Robertson	16	4-9	4-9	0-1	1	1	0	2	0	1	12
Melson	19	1-2	0-0	2-4	3	2	2	2	0	2	4
Byrd	9	0-2	0-0	0-0	2	1	0	2	0	0	0
Laws	2	0-1	0-1	0-0	1	0	0	0	0	0	0
Hameth	4	2-3	0-1	0-0	1	0	1	0	0	0	4
Slusher	5	1-1	0-0	0-0	0	1	0	0	0	0	2
Lewis	10	1-2	0-0	0-0	0	0	0	0	0	0	2
Team					7			1			
TOTALS	200	27-69	8-24	11-18	46	10	17	17	3	13	73

Halftime: Mississippi 38, Alabama 22; FG%: Alabama 32.8, Mississippi 39.1; 3FG%: Alabama 6.3, Mississippi 33.3; FT%: Alabama 50.0, Mississippi 61.1; Officials: B. Roberts, M. Riggs, K. Drayton

Game 20

Jan. 22, 2009 • Auburn, Ala.
 Auburn 84, Alabama 66
 Beard-Eaves Mem. Col. • Attendance: 4326

UA	MP	FG	3FG	FT	R	F	A	TO	B	S	TP
Magee	23	4-9	0-0	0-0	4	4	1	3	1	1	8
Raffington	33	7-16	1-5	0-0	5	4	0	3	0	0	15
Jenkins	27	5-14	0-0	3-4	11	4	0	2	0	2	13
Strauthers	16	1-2	0-0	0-0	2	2	0	0	0	0	2
Russell	33	1-12	0-7	2-3	4	5	1	1	0	0	4
Butler	28	2-11	1-8	0-0	1	2	1	1	0	0	5
Robinson	18	1-1	0-0	0-0	4	0	0	2	1	0	2
Hancock	3	0-0	0-0	0-0	2	0	0	1	0	0	0
Carn	19	3-7	0-1	2-3	3	0	2	1	0	1	8
Team					6						
TOTALS	200	24-72	2-21	7-10	42	21	5	14	2	4	57

UK	MP	FG	3FG	FT	R	F	A	TO	B	S	TP
Roddy	37	7-13	0-0	5-6	10	3	1	3	0	0	19
Morrow	35	6-11	4-7	3-4	6	1	0	0	0	1	19
Smith	39	2-6	0-1	7-8	2	2	6	3	0	1	11
Franklin	14	0-4	0-1	2-2	1	1	1	2	0	0	2
Dunlap	39	4-11	0-0	8-10	12	2	1	3	2	1	16
Ormerod	22	0-4	0-3	0-0	1	1	1	1	0	1	0
Edelen	10	0-2	0-1	0-0	2	2	0	1	0	0	0
Jackson	1	0-0	0-0	0-0	0	0	0	0	0	0	0
Bett	3	0-0	0-0	0-0	2	2	0	3	0	0	0
Team					7						
TOTALS	200	19-51	4-13	25-30	43	14	10	16	2	4	67

Halftime: Kentucky 30, Alabama 27; FG%: Alabama 33.3, Kentucky 37.3; 3FG%: Alabama 9.5, Kentucky 30.8; FT%: Alabama 70.0, Kentucky 83.3; Officials: J. Caudle, M. Forsberg, B. Roberts

UA	MP	FG	3FG	FT	R	F	A	TO	B	S	TP
Jenkins	31	5-8	0-1	1-2	8	3	3	7	0	2	11
Strauthers	24	4-6	0-0	0-0	3	2	0	2	0	1	8
Magee	40	2-11	1-3	0-0	5	2	9	3	0	1	5
Raffington	33	8-14	2-3	1-1	2	1	3	4	0	0	19
Russell	25	4-10	3-7	0-0	2	1	2	1	0	1	11
Butler	17	1-3	1-3	2-2	0	0	1	1	0	1	5
Robinson	3	0-1	0-0	0-0	1	0	0	0	0	0	0
McCoy	12	0-2	0-0	2-2	4	2	0	1	0	1	2
Hancock	15	2-2	1-1	0-0	0	2	0	0	0	1	5
Team					3						
TOTALS	200	26-57	8-18	6-7	28	13	18	19	0	8	66

AU	MP	FG	3FG	FT	R	F	A	TO	B	S	TP
Jackson	20	5-8	0-0	0-0	3						

08-09 BOX SCORES

Game 21

Jan. 25, 2009 • Tuscaloosa, Ala.
Georgia 63, Alabama 61
Coleman Coliseum • Attendance: 1942

UA	MP	FG	3FG	FT	R	F	A	TO	B	S	TP
Magee	36	3-8	0-1	0-0	1	2	7	4	0	0	6
Raffington	33	6-12	1-4	0-0	5	3	7	1	0	13	
Jenkins	36	6-15	0-1	4-4	11	1	2	3	0	3	
Strauthers	3	0-1	0-0	0-0	0	1	0	0	0	0	
Russell	31	5-17	3-10	4-4	1	2	1	2	0	1	
Butler	26	2-4	1-3	0-0	0	0	1	2	0	1	
Robinson	29	1-8	0-0	2-2	5	1	0	0	2	2	
Hancock	4	0-2	0-2	0-0	1	0	1	0	0	0	
Carn	2	0-0	0-0	0-0	0	0	0	0	0	0	
Team					9						
TOTALS	200	23-67	5-21	10-10	33	10	15	18	3	7	61

UGA	MP	FG	3FG	FT	R	F	A	TO	B	S	TP
Houts	40	5-8	1-3	0-0	6	1	3	2	0	1	
Mitchell	6	0-2	0-2	0-0	0	0	0	1	0	0	
Rhoden	33	0-3	0-1	0-0	0	3	2	0	0	0	
Phillips	26	9-12	0-0	3-4	8	4	0	8	2	1	
Robinson	30	0-4	0-0	0-0	12	3	5	3	2	0	
Taylor	25	7-11	0-0	1-2	5	4	0	5	1	0	
Puleo	26	5-11	1-3	0-0	2	1	2	6	0	1	
Marshall	14	2-4	1-2	0-0	1	1	1	0	0	0	
Team					4						
TOTALS	200	28-55	3-11	4-6	38	17	13	25	5	3	63

Halftime: Georgia 34, Alabama 29; FG%: Alabama 34.3, Georgia 50.9; 3FG%: Alabama 23.8, Georgia 27.3; FT%: Alabama 100, Georgia 66.7; Officials: D. Kantner, D. DeMayo, D. Humphrey

Game 22

Feb. 1, 2009 • Nashville, Tenn.
Vanderbilt 88, Alabama 64
Memorial Gym • Attendance: 4590

UA	MP	FG	3FG	FT	R	F	A	TO	B	S	TP
Jenkins	31	5-14	1-1	7-8	10	2	2	4	1	2	
Strauthers	15	0-1	0-0	0-0	2	1	0	0	0	1	
Magee	21	1-4	0-1	0-0	2	3	4	3	0	0	
Raffington	37	9-13	7-8	2-2	4	1	0	4	0	0	
Russell	16	0-8	0-7	0-0	0	1	0	2	0	0	
Butler	27	2-3	1-2	3-4	1	1	1	2	0	0	
Blands	17	0-1	0-0	0-3	2	1	4	1	0	1	
Hancock	13	2-3	1-1	0-0	0	3	0	0	1	0	
Williams	21	2-3	0-0	0-0	1	3	0	0	0	0	
Carn	2	0-1	0-0	0-0	1	0	0	2	0	0	
Team					4			1			
TOTALS	200	21-51	10-20	12-17	27	16	11	19	2	4	64

VU	MP	FG	3FG	FT	R	F	A	TO	B	S	TP
Tuomi	19	4-7	0-0	0-0	3	0	0	1	0	1	
Wirth	29	8-14	3-5	2-2	7	2	2	2	0	0	
Risper	21	2-3	0-0	1-2	4	1	2	2	0	2	
Mooney	22	3-9	1-2	0-0	3	3	4	3	0	0	
Marsh	31	6-8	5-5	0-0	2	1	0	0	1	1	
Chisholm	14	5-9	0-0	0-0	3	1	0	1	0	0	
Lueders	15	2-3	1-1	0-1	2	3	5	1	0	1	
Bridge	10	0-2	0-1	2-2	0	1	1	1	0	0	
Coleman	4	1-4	0-0	2-2	2	1	1	0	0	0	
Rhoads	22	1-2	0-1	0-0	3	0	8	1	0	1	
Gibbs	6	2-3	1-1	2-2	2	1	0	0	0	0	
Malo	7	0-0	0-0	0-0	1	1	1	0	2	0	
Team					3						
TOTALS	200	34-64	11-16	9-11	35	15	24	12	2	6	88

Halftime: Vanderbilt 48, Alabama 23; FG%: Alabama 41.2, Vanderbilt 53.1; 3FG%: Alabama 50.0, Vanderbilt 68.8; FT%: Alabama 70.6, Vanderbilt 81.8; Officials: J. Cunningham, W. Dean, R. Gulbeyan

Game 23

Feb. 5, 2009 • Tuscaloosa, Ala.
Florida 92, Alabama 71
Coleman Coliseum • Attendance: 1737

UA	MP	FG	3FG	FT	R	F	A	TO	B	S	TP
Magee	33	3-6	0-0	3-3	3	2	8	4	0	1	
Raffington	30	7-11	2-4	2-4	6	0	2	4	0	1	
Jenkins	37	6-17	1-2	3-3	11	3	2	5	0	3	
Strauthers	28	5-7	0-0	2-3	5	4	0	0	0	0	
Russell	21	4-10	3-8	0-1	1	2	1	2	0	1	
Butler	22	0-7	0-4	0-0	0	1	1	2	0	2	
Blands	7	0-0	0-0	5-5	3	0	0	1	0	1	
Hancock	9	0-5	0-3	0-0	4	0	1	1	1	0	
Williams	13	0-1	0-0	0-2	1	4	0	1	1	0	
Team					4						
TOTALS	200	25-64	6-21	15-21	38	16	15	20	2	10	71

UF	MP	FG	3FG	FT	R	F	A	TO	B	S	TP
Brooks	27	11-20	6-9	1-2	1	1	4	2	0	2	
Sorensen	29	5-8	4-5	1-2	9	2	2	1	0	0	
Yenser	10	0-1	0-0	0-0	0	1	1	0	0	0	
Smith	16	1-3	0-0	0-0	4	2	1	0	0	0	
Dotson	29	5-9	0-0	4-6	12	2	0	2	1	0	
Thompson	25	1-7	0-2	0-0	1	2	1	4	0	3	
Stewart	12	3-4	0-0	1-2	5	0	1	3	0	1	
Madu	7	0-3	0-0	0-0	4	2	0	0	0	1	
Critton	6	1-2	0-0	1-2	2	1	0	1	1	0	
Lucas	19	4-6	1-1	0-0	1	2	4	3	0	0	
Jones	3	0-0	0-0	0-0	0	0	0	0	0	0	
Henry	13	3-6	0-0	5-7	5	1	0	0	5	0	
Crawford	4	0-0	0-0	0-1	1	1	0	1	0	0	
Team					3						
TOTALS	200	34-69	11-17	13-22	48	17	14	17	7	7	92

Halftime: Florida 48, Alabama 35; FG%: Alabama 39.1, Florida 49.3; 3FG%: Alabama 28.6, Florida 64.7; FT%: Alabama 71.4, Florida 59.1; Officials: B. Trammell, D. Brooks-Clauser, C. Inouye

Game 24

Feb. 8, 2009 • Tuscaloosa, Ala.
Auburn 81, Alabama 54
Coleman Coliseum • Attendance: 3696

UA	MP	FG	3FG	FT	R	F	A	TO	B	S	TP
Magee	27	0-7	0-1	2-2	1	2	5	2	0	0	
Raffington	38	5-14	1-3	2-3	2	2	1	1	0	2	
Jenkins	28	6-12	0-1	1-1	7	4	0	1	0	0	
Strauthers	18	1-3	0-0	1-2	5	3	0	6	1	0	
Russell	28	4-13	3-9	0-0	2	3	3	3	0	1	
Butler	25	1-5	1-4	0-0	1	3	2	1	0	0	
Blands	4	0-0	0-0	0-0	0	2	0	0	0	0	
Robinson	5	0-0	0-0	0-0	0	1	0	0	0	0	
McCoy	12	4-6	0-0	1-2	2	2	0	0	1	0	
Hancock	3	0-0	0-0	0-0	0	1	0	0	0	0	
Williams	11	0-1	0-0	0-2	6	0	1	1	1	0	
Carn	1	0-0	0-0	0-0	0	0	0	0	0	0	
Team					1						
TOTALS	200	21-61	5-18	7-12	29	21	14	15	3	3	54

AU	MP	FG	3FG	FT	R	F	A	TO	B	S	TP
Jackson	19	4-5	0-0	0-0	5	1	0	1	0	0	
Smalley	22	4-9	1-5	0-0	6	2	0	1	0	0	
Hobbs	26	7-11	0-1	2-5	7	2	1	2	0	3	
Bonner	28	5-13	0-1	8-8	9	0	0	0	3	0	
Boddie	27	6-8	0-0	0-1	3	0	12	0	0	0	
Jennings	16	1-3	0-0	3-4	4	2	0	3	0	0	
Simmons	13	1-2	0-0	0-0	2	0	1	1	0	0	
Hobbs	20	1-2	0-0	0-0	4	2	0	1	0	0	
Hilliard	18	2-9	0-1	1-2	4	3	0	1	1	1	
Carrier	11	1-4	0-0	2-4	3	3	0	1	1	0	
Team					4			1			
TOTALS	200	32-66	8-16	24-51	15	14	12	5	4	81	

Halftime: Auburn 47, Alabama 21; FG%: Alabama 34.4, Auburn 48.5; 3FG%: Alabama 27.8, Auburn 12.5; FT%: Alabama 58.3, Auburn 66.7; Officials: T. Napier, B. Morris, B. Young

Game 25

Feb. 12, 2009 • Knoxville, Tenn.
Tennessee 80, Alabama 61
Thompson-Boling Arena • Attendance: 12907

UA	MP	FG	3FG	FT	R	F	A	TO	B	S	TP
Jenkins	2	0-0	0-0	0-0	0	2	0	1	0	0	
Strauthers	23	2-4	0-0	1-2	1	1	0	2	0	1	
Magee	40	10-18	1-3	0-1	8	3	2	4	0	0	
Raffington	36	8-15	3-7	0-0	8	1	3	3	0	0	
Russell	28	2-11	1-7	1-1	5	0	2	1	0	1	
Butler	17	0-4	0-1								

Game 26

Feb. 15, 2009 • Columbia, S.C.
 South Carolina 68, Alabama 57
 Colonial Life Arena • Attendance: 5438

Game 28

Feb. 22, 2009 • Fayetteville, Ark.
 Arkansas 74, Alabama 69
 Bud Walton Arena • Attendance: 4760

Game 29

March 1, 2009 • Tuscaloosa, Ala.
 Mississippi State 67, Alabama 49
 Coleman Coliseum • Attendance: 1543

UA	MP	FG	3FG	FT	R	F	A	TO	B	S	TP
Magee	40	5-12	0-1	2-2	2	3	4	3	0	1	12
Raffington	35	4-13	0-3	0-0	7	2	1	3	1	1	8
Strauthers	19	2-6	0-0	1-2	3	3	0	0	0	0	5
Russell	36	5-11	2-6	0-1	1	2	1	0	0	0	12
Hancock	31	2-6	0-2	1-2	7	2	4	2	0	2	5
Butler	19	0-6	0-6	3-5	2	1	0	1	0	0	3
Jenkins	16	5-7	0-0	2-4	4	5	0	1	0	2	12
McCoy	1	0-0	0-0	0-0	0	0	0	0	0	0	0
Williams	3	0-0	0-0	0-0	2	0	0	1	0	0	0
Team					6						
TOTALS	200	23-61	2-18	9-16	34	18	10	11	1	6	57

UA	MP	FG	3FG	FT	R	F	A	TO	B	S	TP
Strauthers	28	4-10	0-0	2-3	6	4	0	2	0	1	10
Hancock	11	1-3	1-1	0-0	3	2	1	1	0	0	3
Magee	36	5-14	1-3	3-5	6	2	7	3	0	0	14
Raffington	38	8-19	1-5	2-2	5	3	2	2	0	0	19
Russell	27	3-10	1-7	1-3	2	5	4	0	0	1	8
Butler	19	1-7	1-5	0-0	0	1	0	2	0	0	3
Jenkins	27	2-4	0-0	3-6	8	4	4	4	0	1	7
McCoy	5	0-2	0-0	0-0	2	0	0	0	0	0	0
Williams	9	2-3	0-0	1-2	4	3	1	1	0	1	5
Team					8						
TOTALS	200	26-72	5-21	12-21	44	24	19	17	0	4	69

UA	MP	FG	3FG	FT	R	F	A	TO	B	S	TP
Magee	38	2-9	0-1	4-6	9	1	5	1	1	1	8
Raffington	30	3-6	1-4	2-2	4	3	1	1	1	1	9
Strauthers	28	3-7	0-0	0-1	6	4	1	5	0	0	6
Russell	31	4-13	2-9	2-4	2	2	3	2	0	0	12
Hancock	15	3-5	1-3	0-0	1	1	1	0	1	1	7
Butler	16	1-6	1-4	0-0	0	2	1	1	0	0	3
Blands	2	0-1	0-1	0-0	0	0	0	0	0	0	0
Jenkins	28	0-7	0-0	3-4	9	1	0	3	0	2	3
Williams	12	0-1	0-0	1-2	1	1	0	1	0	0	1
Team					5						
TOTALS	200	16-55	5-22	12-19	37	15	12	14	3	5	49

SC	MP	FG	3FG	FT	R	F	A	TO	B	S	TP
Kennedy	18	2-4	1-2	3-5	0	0	2	1	0	2	8
Pace	30	7-18	3-8	1-2	9	4	3	2	0	1	18
Sutton	34	1-8	0-0	5-6	5	2	6	3	0	0	7
Newton	27	1-4	1-4	0-0	6	3	4	0	1	2	3
May	13	2-4	0-0	0-0	0	3	0	2	0	2	4
Falhoun	23	1-1	0-0	0-0	5	1	4	2	0	0	2
Stephens	24	7-12	0-0	1-2	4	0	0	2	0	1	15
Tate	21	2-3	2-3	0-0	4	1	0	1	0	0	6
Williams	10	1-3	0-0	3-4	2	1	1	0	0	0	5
Team					5						
TOTALS	200	24-57	7-17	13-19	40	15	20	13	1	8	68

ARK	MP	FG	3FG	FT	R	F	A	TO	B	S	TP
Jones	20	3-5	0-0	2-2	6	4	1	3	0	0	8
Breton	33	2-9	1-2	8-8	7	3	2	3	0	0	13
Arnold	15	1-4	0-2	1-2	1	1	1	1	0	0	3
Ricketts	34	2-7	0-1	4-6	10	3	2	3	0	2	8
Harris	36	5-13	4-11	2-4	3	2	1	5	0	2	16
Daniels	9	0-1	0-0	0-0	4	0	0	1	1	0	0
Inman	4	1-1	1-1	0-0	0	1	1	0	0	0	3
McCray	20	3-5	0-0	3-8	7	3	1	2	2	0	9
Richardson	2	0-0	0-0	0-0	0	0	0	0	0	0	0
Ford	27	4-11	1-5	5-7	3	1	2	1	0	2	14
Team					5						
TOTALS	200	21-56	7-22	25-37	46	18	11	19	3	6	74

MSU	MP	FG	3FG	FT	R	F	A	TO	B	S	TP
Rack	33	7-20	4-15	1-3	6	2	5	3	0	0	19
Lumanu	23	3-5	0-0	0-0	7	3	4	3	0	1	6
Mokango	28	2-11	0-1	4-4	7	2	0	1	1	0	8
Grimes	10	2-6	0-0	0-0	4	1	0	0	0	0	4
Porter	25	2-5	0-1	0-0	4	1	0	0	0	0	4
Kalonda	3	0-1	0-0	0-0	0	1	0	0	0	0	0
Tate	21	2-4	0-0	0-1	8	2	0	2	1	1	4
Johnson	22	2-7	2-4	0-0	2	0	2	3	0	0	6
Washington	1	0-0	0-0	0-0	0	0	0	1	1	0	0
Roberts	3	1-1	0-0	0-0	2	2	0	0	0	0	2
Govero	30	5-12	4-8	0-0	5	3	2	1	1	3	14
Campbell	1	0-0	0-0	0-0	0	0	0	0	0	0	0
Team					11						
TOTALS	200	26-72	10-29	8	56	17	13	14	4	5	67

Halftime: South Carolina 34, Alabama 31; FG%: Alabama 37.7, South Carolina 42.1; 3FG%: Alabama 11.1, South Carolina 41.2; FT%: Alabama 56.3, South Carolina 68.4; Officials: J. Cunningham, C. Inouye, D. Kramer

Halftime: Arkansas 36, Alabama 29; FG%: Alabama 36.1, Arkansas 37.5; 3FG%: Alabama 23.8, Arkansas 31.8; FT%: Alabama 57.1, Arkansas 67.6; Officials: S. Yarbrough, J. Courteau, L. Morris

Halftime: Alabama 30, Mississippi State 26; FG%: Alabama 29.1, Mississippi State 36.1; 3FG%: Alabama 22.7, Mississippi State 34.5; FT%: Alabama 63.2, Mississippi State 62.5; Officials: B. Spence, B. Young, D. Humphrey


Game 27

Feb. 19, 2009 • Tuscaloosa, Ala.
 Alabama 67, Mississippi 59
 Coleman Coliseum • Attendance: 1482

UA	MP	FG	3FG	FT	R	F	A	TO	B	S	TP
Magee	40	6-13	0-2	0-0	5	1	5	4	0	0	12
Raffington	9	0-3	0-0	1-2	1	3	2	2	0	0	1
Strauthers	32	2-4	0-0	0-1	4	5	1	0	2	1	4
Russell	36	6-18	3-11	2-3	5	4	1	0	0	3	17
Hancock	14	1-4	0-1	0-0	2	1	0	2	0	1	2
Butler	26	1-6	0-5	2-2	2	1	0	0	0	0	4
Jenkins	30	8-15	0-0	9-11	14	2	4	2	2	0	25
Williams	13	1-4	0-0	0-0	3	2	0	0	0	0	2
Team					5						
TOTALS	200	25-67	3-19	14-19	41	19	13	10	4	5	67

UM	MP	FG	3FG	FT	R	F	A	TO	B	S	TP
Black	25	3-9	0-2	1-1	4	2	4	4	0	1	7
Melson	26	2-5	0-0	1-2	8	2	1	2	0	0	5
Holloway	15	0-1	0-0	4-4	4	1	0	2	0	0	4
Goff	34	3-14	0-0	6-6	10	3	0	2	3	2	12
Thomas	36	9-17	1-7	7-10	8	1	0	3	0	0	26
Phillips	4	0-2	0-0	0-0	0	0	0	1	0	0	0
Robertson	20	0-6	0-5	2-2	3	3	0	1	0	1	2
Byrd	5	0-1	0-0	0-0	1	2	0	1	0	0	0
Easley	25	1-5	0-0	1-2	7	3	0	0	0	0	3
Lewis	10	0-0	0-0	0-0	1	1	0	0	0	0	0
Team					5						
TOTALS	200	18-60	1-14	22-27	51	18	5	16	3	4	59

Halftime: Alabama 35, Mississippi 29; FG%: Alabama 37.3, Mississippi 30.0; 3FG%: Alabama 15.8, Mississippi 7.1; FT%: Alabama 73.7, Mississippi 81.5; Officials: M. Day, B. Roberts, B. Titus



VARISIA RAFFINGTON

SNAPSHOTS: Raffington collected 19 points shooting 8-for-19 from the floor at Arkansas.

Game 30

March 5, 2009 • North Little Rock, Ark.
 Tennessee 68, Alabama 49
 Alltel Arena • Attendance: 3880

UA	MP	FG	3FG	FT	R	F	A	TO	B	S	TP
Strauthers	15	1-9	0-0	0-0	5	3	1	1	0	1	2
Magee	40	2-8	0-1	1-2	2	4	3	2	0	0	5
Raffington	31	4-8	2-5	1-2	2	1	3	2	0	1	11
Russell	34	6-13	5-10	1-1	4	2	2	6	0	0	18
Hancock	6	0-1	0-1	0-0	1	0	1	0	1	0	0
Butler	13	2-7	0-4	2-2	0	1	2	0	0	0	6
Jenkins	30	2-8	0-0	0-0	5	1	0	0	0	0	4
Robinson	3	0-0	0-0	0-0	0	0	0	0	0	0	0
McCoy	23	1-6	0-0	1-2	7	3	1	1	1	0	3
Williams	5	0-0	0-0	0-0	0	3	0	0	0	0	0
Team					3						
TOTALS	200	18-60	7-21	6-9	29	18	13	12	2	2	49

UT	MP	FG	3FG	FT	R	F	A	TO	B	S	TP
Fuller	23	1-3	0-1	0-0	4	2	2	2	1	0	2
Cain	25	5-8	0-0	2-5	6	2	1	1	7	0	12
Bjorklund	17	0-7	0-4	0-0	2	4	2	1	0	0	0
Smallbone	12	1-2	1-2	0-0	2	1	0	1	0	0	3
Stricklen	28	6-12	3-5	1-2	6	1	7	4	0	1	16
Bass	22	2-2	1-1	0-0	0	0	3	0	0	1	5
Gray</											

THIS IS ALABAMA BASKETBALL



1994 Final Four	96-97
Four OTs vs. Duke	98-99
Tournament Teams	100-106
Tournament History	107
Hardwood Hoopla.....	108-109
Coleman Coliseum.....	110-111
Foster Auditorium	112-113
Southeastern Conference ..	114-115
Alabama in the SEC.....	116-118

INSIDE



SNAPSHOT:

Alabama advanced to its first Final Four in 1994 knocking off Oregon State, No. 13 Iowa, Texas Tech and No. 2 Penn State in the opening rounds of the NCAA Tournament. The Tide fell to Louisiana Tech 69-66 in the national semifinals to end the season 26-7.

FINAL



FINAL FOUR

94

It was a year of their lives they will never forget. Heartache signaled its beginning. Jubilation triggered its ending. It was a year that taught 15 young women that believing could not only cure all ills, but it could also scale any mountain. And it did.

The 1994 season found Alabama women's basketball players mourning the sudden death of their assistant coach Dottie Kelso in September. Some feared the loss was too profound. They talked of quitting basketball. But as they pondered the impact Kelso made on their lives, they also remembered why. Kelso was a believer. She had an unmistakable belief in her team. She told them her dream was to wear a championship ring. She also told them she believed they were the team that would win it for her.

On March 26, the same team that, during the preseason was voted to be, at best, near the middle of the pack in the SEC, and was seeded sixth in its region in the NCAA Tournament, defeated Penn State for the Midwest Regional Championship. With that win came a trip to the Final Four and a ring to mark the occasion. They wear it in Kelso's memory.

When it was all over, the Tide finished the season with a record of 26-7. Its appearance in the NCAA Tournament that year was its third-straight. Alabama also emerged from the tournament with the Midwest Regional MVP in Betsy Harris. Harris also made the Final Four's All-Tournament Team thanks to a 21-point performance against Louisiana Tech. She was joined on the All-Region Team by Niesha Johnson and Yolanda Watkins.

FOUR



SNAPSHOTS:

In one of the most exciting games in women's basketball history, Alabama defeated Duke 121-120 in four overtimes to advance to the 1995 NCAA East Regional.

1995

4 OT'S VERSUS DUKE

95

It was a game that nobody who witnessed would ever forget. If the term had been in the American lexicon on March 18, 1995 the NCAA Tournament East Regional game between Alabama and Duke would most certainly have been one of the most memorable "Instant Classics" in history.

When the dust settled in Coleman Coliseum after a four-overtime thriller that saw the Crimson Tide advance over the scrappy Blue Devils 121-120, one thing was certain: women's college basketball had never been more exciting. The contest was what postseason basketball is all about. Two teams at the top of their game, executing their respective offenses to perfection while playing gritty defense on the other end of the floor.

Each team also had its share of heroic individual performances. For the Tide, the all-time great center Yolanda Watkins score 38 points, while All-American Niesa Johnson registered a triple-double with 28 points, 14 assists and 12 rebounds. She also played a mind-boggling 28 minutes and 29 seconds with four fouls. But for all the gaudy offensive numbers being thrown about the Coliseum floor that night, it was a defensive stop with 19 seconds remaining in regulation that might have saved the day for Alabama. With Duke leading 81-78, and in possession of the ball, the Tide's Marlene Stevenson stepped in front of a driving Kira Orr and drew a charge, taking away an Orr basket and giving the Tide one last shot.

Johnson responded nailing perhaps the most important shot of her career on the ensuing possession. She drained a 23-footer with just 1.6 seconds on the clock to force the first overtime. Her supply of heroics hadn't run out just then as she sank two free throws in the first overtime to tie the score and connected on a jumper with 49 seconds to go in the third overtime that eventually forced the deciding frame.

Johnson gave her team a four-point lead with two key shots from the charity stripe with eight seconds left to play. Those free throws came in handy after the Blue Devils' Alison Day hit her third trey of the game to pull Duke within one point with 10 seconds remaining. Alabama, however, was able to run the clock out sealing the win for the Tide. And even though the clock finally hit zeroes for the last time, the memories of that special night lingered on for all involved. For the 20 exhausted players and their coaches, it was 60 minutes of the most intense, pressure-packed, exciting basketball.

4 OT'S

1998-99

SHONDRA JOHNSON



RECORD: 20-11

NCAA SECOND ROUND

Dominique Canty, the most prolific scorer in school history, carried the Tide to its eighth straight NCAA Tournament appearance and its eighth 20-win season in 1998-99. Canty, who finished her career as the leading scorer in program history, poured in 19.7 points per game, one of only two Tide players to score in double figures for the season.

Her heroics helped carry the Tide to a great start, as Alabama jumped out of the gates winning seven straight. League play was a bit more difficult, as the team faced seven ranked opponents in the SEC en route to a 7-7 finish.

Alabama won six of its last seven heading into the post-season, with its only loss coming to No. 2 Tennessee in the SEC Tournament. The Tide beat Grambling State, 80-68, to open the NCAA Tournament and moved on to face North Carolina in the second round. The Tar Heels were too much and sent the Tide home with a 70-56 defeat on North Carolina's home floor.

1997-98

DOMINIQUE CANTY



RECORD: 24-10

NCAA SWEET 16

Despite losing Yolanda Watkins and Shalonda Enis to graduation, Rick Moody had Dominique Canty, a scoring machine, back for the 1997-98 campaign with hopes of making another postseason run.

In the regular season, the Tide had to fight hard to earn its 22 wins. Alabama played in three overtime games, losing all of them, to enter the SEC season with four losses. The team learned its lessons, and got hot during the conference season, ripping off a four-game win streak in January and a six-game stretch in February to earn a 10-4 mark in the SEC, tying the school record for most league wins set by the 1996-97 Tide team.

Alabama earned wins over five ranked teams, including one over Auburn and two over highly-rated Florida. The Tide forced 607 turnovers, an average of nearly 18 a game. The defensive effort helped make up for a slower scoring attack that saw the team average 76.4 points, slightly off the torrid pace set by some of Moody's earlier teams.

The Tide beat UNC-Greensboro handily in the first round and outlasted No. 25 UCLA in the second round, both in Tuscaloosa. Perennial rival Louisiana Tech once again dashed Alabama's hopes, however, as the fourth-ranked Lady Techsters beat the Tide, 71-57, in Lubbock, Texas, to end the season.

1996-97

YOLANDA WATKINS



RECORD: 25-7

NCAA SWEET 16

With Shalonda Enis and Dominique Canty to lead the way, along with Yolanda Watkins, who rejoined the Tide after missing the 1995-96 season with a knee injury, the 1996-97 team was poised for another postseason run.

After losing two early games to Stanford and North Carolina State, teams the Tide had faced in the 1996 NCAA Tournament, Alabama ran off 14 straight, setting a school record for consecutive wins in a single season. The Tide went 8-5 against ranked teams during the season, beating No. 4 Georgia in late January.

Enis led the team in scoring, with 17 points per game, and on the boards, with an 8.9 rebound per game average. Canty scored 16.1 points per game, while gritty point guard Brittney Ezell dished 143 assists. The Tide beat St. Francis and St. Joseph's in rounds one and two before falling to No. 15 Notre Dame in the Sweet Sixteen.

NCAA TOURNAMENT TEAMS

1995-96

BRITTNEY EZELL



RECORD: 24-8

NCAA SWEET 16

For the first time in awhile, expectations were low for the 1995-96 Alabama team. Three starters had graduated and Yolanda Watkins was out for the year after a season-ending knee injury. The only returner was Brittney Ezell, a sophomore, leading critics to pick the Tide eighth in the SEC in the preseason. The unknowns in the Tide lineup, however, turned out to be gems.

Shalonda Enis and Dominique Canty burst on to the SEC scene to lead the Tide to a third place finish in the league and an SEC Championship game appearance against Tennessee. Enis' offensive heroics were nothing short of amazing. She averaged 23.9 points and 9.5 rebounds per game, more than filling the shoes of Watkins. Canty, who would go on to become the school's all-time leading scorer, earned SEC Tournament MVP honors despite having played on the losing team, an indication of things to come for the freshman from Chicago.

Behind Canty, who scored 31 points, the Tide blew past Appalachian State, 95-66 and beat North Carolina State by 20 to set up a matchup with Stanford in the Regionals. The Cardinal was too much, unfortunately, and sent Alabama home with a two-point loss in Seattle. The 1995-96 team set a school record at the time by facing 13 ranked teams, winning six, including a sweep of in-state rival Auburn.

1994-95

RAM DUNCAN



RECORD: 22-9

NCAA SWEET 16

The 1994-95 team faced the unenviable task of following up on the program's first Final Four appearance and all of the expectations that go along with those lofty standards. The Tide roster still had star power, with Niesa Johnson and Yolanda Watkins returning, but new players would have to step up for Rick Moody and his team.

Alabama got off to the right start, opening with nine-straight wins, including victories over Arkansas and Notre Dame. The Tide went 8-5 in the SEC to finish third, one place higher than the 1993-94 Final Four team had finished the previous year. Alabama went in to the NCAA Tournament red-hot, having been winners of five of its last six, with the only loss coming to No. 2 Tennessee in the SEC Tournament.

Duke was the opponent in the NCAA Second round game on March 18, 1995, in Coleman Coliseum on a night that will never be forgotten. The teams finished regulation tied at 81 apiece and went on for three more overtime frames before Alabama finally pulled away in overtime number four, 121-120. The game set several NCAA Tournament records that still stand, including most points and most periods. Alabama's run ended five days later with a loss to UConn, a team that went on to win the 1995 NCAA Tournament with an undefeated record behind Jen Rizzotti, Nykesha Sales and Rebecca Lobo.

1993-94

BETSY HARRIS



RECORD: 25-7

NCAA FINAL FOUR

The Alabama roster was loaded again for head coach Rick Moody heading into the 1993-94 season, with superstars Niesa Johnson and Yolanda Watkins returning along with sharp-shooter Betsy Harris. The team was determined to make up for the gut-wrenching loss to North Carolina in the NCAA Tournament, and make up for it they did.

Despite the emotional loss with the sudden death of assistant Dottie Kelso prior to the season, Alabama jumped out of the gates, winning its first eight and 11 of its first 12. Alabama was 12-1 on its home floor and finished with a 7-4 mark in the SEC.

Oregon State was the first Alabama victim at home in the NCAA Tournament. Alabama went to No. 13 Iowa and beat the Hawkeyes by six in Iowa City to earn a trip to the Sweet Sixteen in Austin, Texas. Facing them was defending national champion Texas Tech, who was dispatched by a five-point margin to advance the Tide to the Elite Eight for the first time in school history. Two days later, Alabama overpowered No. 2 Penn State to earn a trip to the Final Four in Richmond, Va.

Alabama squared off with Louisiana Tech in the national semifinal, a team the Tide had beaten by 22 in December. The Lady Techsters were too much, though, handing Alabama a three-point loss to end the historic season.

1992-93

MARLENE STEVENSON



RECORD: 22-9

NCAA SECOND ROUND

Hopes were high for the 1992-93 team that returned superstar Niesa Johnson and several other key players off of the 1991-92 NCAA Tournament team. Unfortunately, the season did not begin as well as had been hoped.

The Tide stumbled to a 3-3 start while facing a brutal schedule that included four of eight games against NCAA Tournament teams from the previous year. The turning point came in January, though, when the Tide put together a five-game win streak that included the program's first ever in Baton Rouge over LSU.

Johnson proved her 1991-92 season was no fluke, as she led the SEC in assists and steals while scoring 16.1 points. Highly touted freshman Yolanda Watkins made an auspicious debut, averaging 14.6 points and a team-high 8.6 rebounds per game.

Head coach Rick Moody's offense was as explosive as ever, as his team led the nation in three-pointers made per game (7.6) and finished second in the NCAA in scoring, averaging 86.7 points per outing. The Tide surpassed the century mark eight times, including a 122-point outburst against Oral Roberts, setting a single-game record that still stands.

Alabama beat Georgia Southern handily in the opening round, but fell in a heartbreaking overtime game, 74-73, to North Carolina.

NCAA TOURNAMENT TEAMS

1991-92

NIESA JOHNSON



RECORD: 23-7

NCAA SECOND ROUND

When Rick Moody took the reigns in Tuscaloosa prior to the 1989-90 season, he brought a high-flying offensive attack and an attacking full-court style of play that forced opponents to play all 94 feet of the floor. No team epitomized that style of play like the 1991-92 team, the first of Moody's eight NCAA Tournament squads during his tenure with the Tide.

Led by superstars Linda Burgess and Niesa Johnson, who would later become Alabama's first All-American first-team honoree, the 1991-92 squad scorched the nets throughout the year. The team averaged 87.9 points per game, a single-season record that still stands. The Tide scored 100 points a record 10 times, including a 105-point effort in a victory over Georgia. Alabama went 10-1 at home and 10-4 on the road during the regular season to finish third in the SEC.

Burgess averaged 20.3 points per game, while Johnson poured in 16.3 per outing. The duo also led the Tide on the boards, with Burgess averaging 8.2 rebounds per game and Johnson tallying 7.1. Johnson earned National Freshman of the Year accolades and Burgess earned All-SEC and honorable mention All-American honors.

The Tide ran past Tennessee Tech in the first NCAA Tournament game at home in school history, but didn't have enough to outscore Western Kentucky, who went on to earn runner-up honors after losing to Stanford in the 1992 NCAA Championship game.

1987-88

LAURA VAUGHN



RECORD: 18-10

NCAA SECOND ROUND

Despite 20 wins in 1985-86 and 19 over the 1986-87 campaign, the Crimson Tide found themselves on the outside looking in when the NCAA Tournament field was announced. However, after a 17-10 regular season under third-year head coach Lois Myers, Alabama found itself among the 40-team bracket for the second time in school history in 1987-88.

The team earned the bid on the strength of two wins over ranked teams, including an upset of No. 10 Mississippi, Alabama's first victory over the Rebels in nearly four years. The Tide finished just 5-4 in the SEC, but the league was loaded and included four teams, Tennessee, Georgia, Auburn and Mississippi, that spent time in the nation's top 10.

Myers directed a balanced offensive attack in 1987-88, with four players averaging in double figures in scoring and no individual who scored more than 14.5 points per game. In the first year of the three-point line in intercollegiate basketball, sharp-shooting guards Tracey Rutledge and Shelly Pyles led the way. Laura Heard led the team on the boards, while Laura Vaughn averaged 13 points and 6.1 rebounds on the year.

Unfortunately the postseason bid was short-lived, as the Tide bowed out to South Carolina in Columbia, 77-63, to end the season.

1983-84

CASSANDRA CRUMPTON



RECORD: 23-9

NCAA SECOND ROUND

Heading into the 1983-84 campaign, the Crimson Tide was looking for its breakthrough season. The program, officially recognized for the first time for the 1974-75 season, had seen its share of success. Twenty-win years in 1977-78 and 1980-81 were already in the books, but the Tide was looking for its first NCAA Tournament bid under third-year head coach Ken Weeks.

The 1983-84 squad delivered on that wish, racking up 23 wins, including victories over six ranked teams during the regular season. Alabama opened up 10-1 to begin the year and won 15 of its first 17 before a four-game slide in mid-January. The Tide finished strong, though, winning eight of the final 11, including an upset over No. 10 Tennessee in the SEC Tournament. Alabama won its first-ever NCAA Tournament game, on the road against Central Michigan, before losing the rematch with the Lady Vols in Knoxville on March 23 to end the historic season.

Cassandra Crumpton, who became the school's first All-American in 1982-83, was the team leader, averaging 17.4 points per game. Carol Smith, one of the best post players in school history, averaged 16.2 points and 7.3 rebounds per game, while forward Justina Smith scored 12.2 points per outing. The team was an efficient offensive unit that converted 47.8 percent of its field goal attempts, the third best percentage for any team in Alabama history.

2001-02

MONIQUE BIVINS



RECORD: 19-12

WNIT QUARTERFINALS

In the Tide's most recent post-season appearance, head coach Rick Moody led his team to a post-season tournament for the 11th consecutive year. It was Alabama's fourth WNIT appearance in school history and the third in as many seasons.

Moody's team won three straight to open the season and went on another six-game win streak in December prior to SEC play, which opened at Kentucky. A brutal stretch came in January, when Alabama went up against four-straight ranked opponents in the league, including No. 7 Vanderbilt and second-ranked Tennessee in consecutive outings.

The Tide did get a win over a ranked opponent later in the year, handing No. 25 Mississippi State a loss in Tuscaloosa on Feb. 7. Alabama finished with a 7-7 record in the league but had to face 24th-rated Georgia in the SEC Tournament and lost to the Bulldogs by four.

In the WNIT, Alabama beat Missouri in the opening round in Columbia and dominated Eastern Kentucky, 99-77, in the second round. Michigan State was too much for the Tide, though, in the quarterfinals and ended the season with a 79-61 loss in East Lansing.

Senior Shondra Johnson capped her career by leading the team in scoring and fellow senior LaNisha Cartwell led the team on the boards for the second straight year. The 2001-02 unit led the SEC in three-point shooting percentage, knocking down 40.1 percent as a team.

WNIT TOURNAMENT TEAMS

2000-01

NICOLE CARLUTH



RECORD: 19-12

WNIT SECOND ROUND

The Crimson Tide roster was full of talent, including All-American Shondra Johnson and fellow 1,000-point scorers LaNisha Cartwell and Monique Bivins, but much of it was young for the 2000-01 squad. Alabama jumped out of the gates, winning its first nine before the streak was ended by Oklahoma State in the Bahamas.

Alabama won two regular-season tournament titles, including the UIC Thanksgiving Tournament in Chicago and the St. Peter's Holiday Classic in New Jersey.

But the league was tough again and the young Tide team faced eight ranked opponents, including top-ranked Tennessee and No. 4 Georgia. Alabama pulled upsets over No. 25 Auburn and No. 21 Mississippi State, but ended the season with a 5-9 mark in the conference.

The Tide beat Auburn in the first round of the SEC Tournament but fell to No. 1 Tennessee, setting up the WNIT bid. Alabama beat Memphis at home but lost to an inspired UAB team in the second round in Birmingham.

Johnson recovered from her shoulder injury in the previous season and earned the second of three consecutive second team All-SEC honors while scoring 13.4 points per game. Cartwell averaged a career-high 6.1 rebounds per game and Bivins showed some flashes of her future abilities and scored 6.1 points per outing.

1999-00

LANIZIA CARTWELL



RECORD: 15-14

WNIT FIRST ROUND

Alabama returned just two starters from the 1998-99 team that advanced to the second round of the NCAA Tournament and had to replace All-American Dominique Canty while facing seven ranked teams throughout the year.

The result was the Tide missing out on an NCAA bid for the first time since the 1990-91 season and snapping an eight-year NCAA Tournament streak that included the 1993-94 Final Four team.

Despite a 10-2 start, Alabama struggled in the SEC, going 5-9 and earning an eighth-place finish, its lowest since that 1990-91 season. Sophomore Shondra Johnson became the team's go-to player, leading the team in scoring with a 12.7 points per game average. Teammate Taquilla Allen chipped in with 12.5 per game and Joni Crenshaw led the Tide on the boards, collecting 5.6 per game.

Kentucky ended the Tide's SEC Tournament in the first round, handing Alabama a 67-63 defeat in Chattanooga. The Tide returned to that city just two weeks later to face the Lady Mocs on March 16, where the home team eked out a two-point victory.

It was Alabama's first appearance in the WNIT since the early days of the program in 1977.

1976-77

DORIS ROY



RECORD: 13-15

NWIT QUALIFIERS

Records are scanty from the early days of Crimson Tide women's basketball, but the 1976-77 team set precedent by becoming the first Alabama unit to advance to post-season play.

The Tide was under .500 for the season under head coach Stephanie Schleuder, but advanced to the WNIT in the post-season to face four teams in Amarillo, Texas.

Not surprisingly, they are the only team in program history to play in the post-season despite holding a losing record.

Alabama lost all four games after facing Valdosta State, Wayland Baptist, Belmont and Indiana State. Powerhouse Delta State had ended the Tide's tournament run in the old AIAW Tournament with a convincing 81-47 defeat in Cleveland, Miss.

Doris Roy led the team in scoring, averaging 14.0 points per game. Mary Hudgins edged out her teammate Sandra Murray in the rebounding category, beating her by a mere decimal point. Hudgins averaged 8.22 boards per game while Murray was right on her heels with an 8.21 average.



THE BIG DANCE

TOTAL APPEARANCES: 10 • NCAA TOURNAMENT RECORD: 16-10 (11-0 at home)
REGIONAL CHAMPIONSHIPS: (1) Midwest Regional, 1994

ALABAMA IN THE FINAL NATIONAL RANKINGS

	AP	WBCA/ Coaches
1984	12	---
1992	18	17
1993	NR	25
1994	16	4
1995	13	13
1996	10	11
1997	8	11
1998	11	11
1999	22	25

HIGHEST REGULAR SEASON RANKING:
2 USA Today (Nov. 12 and Nov. 18, 1996)
2 AP (Nov. 12, 1996)

NCAA TOURNAMENT AWARDS

Final Four All-Tournament Team
1994 Betsy Harris

Regional MVP
1994 Betsy Harris (Midwest Regional)

Regional All-Tournament
1994 Niesa Johnson Midwest Regional
Yolanda Watkins
1996 Shalonda Enis West Regional

*NCAA Tournament Note: The 1994 team was first UA team, men's or women's, to make the NCAA Elite Eight

YEAR	ROUND	W/L	OPPONENT	SITE	SCORE	FIELD
1984	First (Midwest) Sweet 16 Coach: Ken Weeks	W L	Central Michigan Tennessee Final Record: 23-9	Mt. Pleasant, Mich. Knoxville, Tenn.	78-70 65-58	32 Teams
1988	First (Midwest) Coach: Lois Myers	L	South Carolina Final Record: 18-10	Columbia, S.C.	77-63	48 Teams
1992	First (Midwest) Second Coach: Rick Moody	W L	Tennessee Tech Western Kentucky Final Record: 23-7	Tuscaloosa, Ala. Bowling Green, Ky.	100-87 98-68	48 Teams
1993	First (Midwest) Second Coach: Rick Moody	W L	Georgia Southern North Carolina Final Record: 22-9	Tuscaloosa, Ala. Chapel Hill, N.C.	102-70 74-73 (OT)	48 Teams
1994	First (Midwest) Second Sweet 16 Elite Eight Final Four Coach: Rick Moody	W W W W L	Oregon State Iowa Texas Tech Penn State Louisiana Tech Final Record: 26-7	Tuscaloosa, Ala. Iowa City, Iowa Austin, Texas Austin, Texas Richmond, Va.	96-86 84-78 73-68 96-82 69-66	64 Teams
1995	First (East) Second Sweet 16 Coach: Rick Moody	W W L	Mount St. Mary's No. 20 Duke No. 1 Connecticut Final Record: 22-9	Tuscaloosa, Ala. Tuscaloosa, Ala. Storrs, Conn.	82-55 121-120 (4 OT) 87-56	64 Teams
1996	First (West) Second Sweet 16 Coach: Rick Moody	W W L	Appalachian State No. 23 N.C. State No. 3 Stanford Final Record: 24-8	Tuscaloosa, Ala. Tuscaloosa, Ala. Seattle, Wash.	95-66 88-68 78-76 (OT)	64 Teams
1997	First (East) Second Sweet 16 Coach: Rick Moody	W W L	Saint Francis St. Joseph's No. 15 Notre Dame Final Record: 25-7	Tuscaloosa, Ala. Tuscaloosa, Ala. Columbia, S.C.	94-50 61-52 87-71	64 Teams
1998	First (Midwest) Second Sweet 16 Coach: Rick Moody	W W L	UNC Greensboro No. 25 UCLA No. 4 Louisiana Tech Final Record: 24-10	Tuscaloosa, Ala. Tuscaloosa, Ala. Lubbock, Texas	94-46 75-74 71-57	64 Teams
1999	First (Midwest) Second Coach: Rick Moody	W L	Grambling State No. 11 North Carolina Final Record: 20-11	Chapel Hill, N.C. Chapel Hill, N.C.	80-68 70-56	64 Teams

WOMEN'S NATIONAL INVITATION TOURNAMENT (WNIT) APPEARANCES

2000	First Round (0-1)	Lost 70-68 at Chattanooga
2001	Second Round (1-1)	def. Memphis (77-67); lost at UAB (84-72)
2002	Quarterfinal (2-1)	def. Missouri (68-67); def. Eastern Kentucky (99-77); lost at Michigan State (79-61)

NATIONAL WOMEN'S INVITATION TOURNAMENT (NWIT) APPEARANCE

1977	Eighth Place (0-3)	- Amarillo, Texas (Lost to Wayland Baptist 99-85, Belmont 88-73, Indiana State 84-75)
------	--------------------	------------------------------------------------------------------------------------------

COLEMAN COLISEUM

TEAM RECORDS

Most Points Scored.....	122 by Alabama vs. Oral Roberts (Feb. 25, 1993)
Most Rebounds.....	69 by Alabama vs. Oral Roberts (Feb. 25, 1993)
Most Field Goals Made.....	50 by Alabama vs. Montevallo (Feb. 9, 1976)
Most Field Goals Attempted.....	114 by Alabama vs. Duke (4 OT) (March 18, 1995)
Best Field Goal Percentage.....	65.0 by Texas Tech (Dec. 9, 1986)
Most FG Attempted, Both Teams.....	207 (UA 114, Duke 93) in 4 OT (March 18, 1995)
Most Free Throws Made.....	45 by Alabama vs. Alabama State (Nov. 27, 1990)
Most Free Throws Attempted.....	56 by Alabama vs. Alabama State (Nov. 27, 1990)
Best Free Throw Percentage.....	100 (20-20) by Alabama vs. Clemson (Dec. 19, 1993)
Most Free Throws Missed.....	24 by Alabama vs. Talladega (Feb. 7, 1976)
Most 3 Points Made.....	14 (of 29) by Alabama vs. Loyola (Feb. 3, 1993)
.....	14 (of 43) by South Carolina (Jan. 22, 1995)
Most 3 Points Attempted.....	52 by Alabama vs. Duke (4 OT) (March 18, 1995)
Best 3 Point Percentage.....	100 (3-3) by Alabama (Dec. 12, 1987)
.....	100 by LSU (Jan. 20, 1988)
Most 3 Points Attempted, Both.....	70 (UA 52, Duke 18) 4 OT (March 18, 1995)
Most Assists.....	35 by Alabama vs. Vanderbilt (Nov. 19, 1980)
Most Steals.....	30 by Alabama vs. Oral Roberts (Feb. 25, 1993)
Most Blocked Shots.....	18 by Alabama vs. LSU (Jan. 22, 1983)
Most Turnovers.....	45 by Oral Roberts (Feb. 25, 1993)
Most Fouls.....	37 by Alabama vs. Alabama State (Feb. 13, 1991)
Most Fouls by Both Teams.....	62 (31 by UA, 31 by Grambling St.) (Nov. 26, 1994)
Most Points by Opponent.....	120 (4 OT) by Duke (March 18, 1995)
Most Points, Both Teams.....	221 (121 by UA, 120 by Duke) (4 OT) (March 18, 1995)
Biggest Win Margin.....	70 by Alabama (122) vs. Oral Roberts (52) (Feb. 25, 1993)
Biggest Loss Margin.....	51 (Tennessee 95, Alabama 44) (Feb. 5, 1995)
Most Points Scored in a Half.....	68 by Alabama, second half, vs. Miss. Valley St. (Feb. 24, 1992)
Fewest Points Alabama, Game.....	34 by Alabama vs. South Carolina (Feb. 9, 2003)
Fewest Points, Opponent.....	21 by Georgia State (Dec. 21, 1990)
Fewest Points, Both Teams.....	82- South Carolina 48, Alabama 34 (Feb. 9, 2003)
Largest Attendance, Single.....	9,786 vs. Tennessee (Jan. 31, 1999)
Largest Attendance, Doubleheader with men.....	8,379 vs. Florida (men vs. LSU) (Feb. 17, 1996)
Most Overtimes:.....	4 Alabama vs. Duke, NCAA second round (March 18, 1995) UA 121-Duke 120

INDIVIDUAL RECORDS

Most Points.....	41 by Lisa McMullan, Alabama State (Feb. 13, 1991)
Most Rebounds.....	21 by Laura Heard vs. Florida State (Jan. 30, 1989)
Most Field Goals Made.....	16 by Cassandra Crumpton (UA) vs. LSU (Jan. 22, 1983)
Most Field Goals Attempted.....	37 by Lisa McMullan (14-37), Alabama State (Feb. 13, 1991)
Best Field Goal Percentage.....	100 (9-9) by Duke's Tyish Hall vs. Okla. St. (March 16, 1995), NCAA First Round
Most Free Throws Made.....	16 by Maxine Farmer, Georgia State (Jan. 7, 1984)
Most Free Throws Attempted.....	20 by Maxine Farmer, Georgia State (Jan. 7, 1984)
Best Free Throw Percentage.....	100 (13-13) by Mary Hudgins (UA) vs. Florida (Feb. 13, 1978)
Most 3 Pt. Shots Made.....	8 by Amy Lannom (UA) vs. Florida (Jan. 4, 1992)
.....	and by Betsy Harris (UA) vs. Auburn (Feb. 16, 1994)
Most 3 Pt. Shots Attempted.....	18 by Niesa Johnson (UA) vs. Duke (4 OT) (March 18, 1995)
Best 3 Pt. Percentage.....	100 (5-5) by Niesa Johnson (UA) vs. Houston (Dec. 20, 1991)
Most Assists.....	16 by Shelly Pyles (UA) vs. Kentucky (Feb. 12, 1986)
Most Steals.....	9 by Niesa Johnson (UA) vs. Arkansas (Feb. 20, 1993)
Most Blocked Shots.....	7 by Yolanda Watkins (UA) vs. Arkansas (Feb. 20, 1993)
Most Turnovers.....	15 by Melanie McNeal of Oral Roberts (Feb. 25, 1993)
Triple Doubles:.....	2 by Niesa Johnson in 1995
.....	21 pts/11 rebs/10 assists vs. South Carolina (Jan. 22, 1995)
.....	28 pts/12 rebs/14 assists vs. Duke (4 OTs) (March 18, 1995)

TOP HOME CROWDS

1. Tennessee on Jan. 31, 1999	9,786
2. Tennessee on Feb. 4, 2001	7,647
3. Tennessee on Jan. 26, 1997	7,523
4. Alabama A&M on Dec. 11, 1999	7,094
5. Tennessee on Feb. 5, 1995	6,989
6. Tennessee on Feb. 19, 2006	5,380
7. Vanderbilt on Jan. 8, 1995	5,297
8. Tennessee on Jan. 28, 2007	4,601
9. Tennessee on Feb. 27, 2005	4,355
10. Georgia on Feb. 8, 1998	4,233
11. MTSU on Dec. 19, 1994	4,105
12. Ga. Southern on March 17, 1993*	3,743
13. Auburn on Jan. 24, 1996	3,329
14. Alabama State on Feb. 23, 1994	3,297
15. UCLA on March 15, 1998*	3,258

*NCAA Tournament games

COLEMAN COLISEUM



COLEMAN COLISEUM ENTRANCE



CLUB LEVEL



COLEMAN CONCOURSE



LOBBY



BRYANT CONFERENCE ROOM



CONCESSIONS AREA



CLUB LEVEL

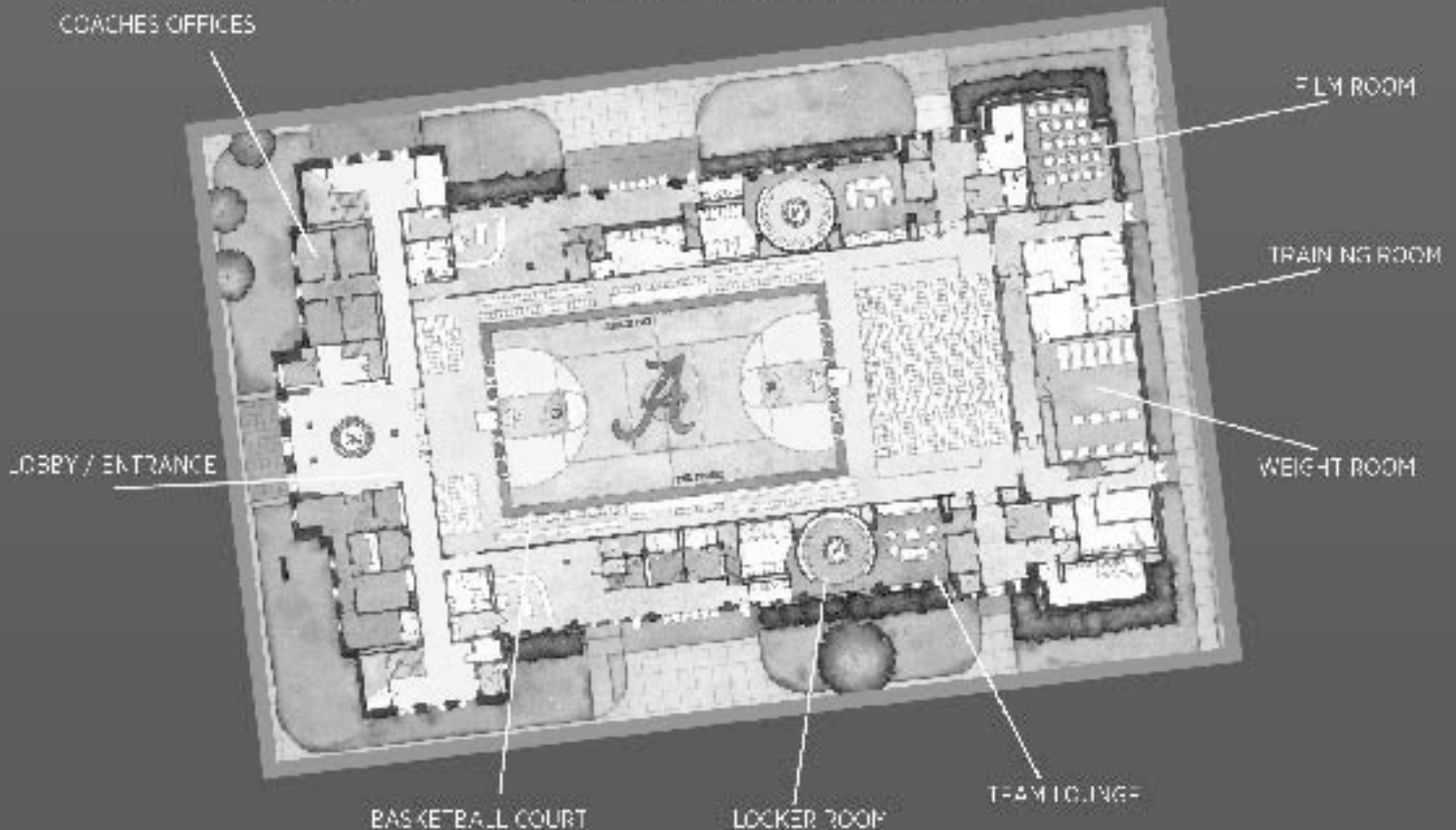


BASKETBALL


MAKING A MOVE FOR THE FUTURE



FOSTER AUDITORIUM
UNIVERSITY OF ALABAMA - TUSCALOOSA CAMPUS



FOSTER AUDITORIUM



INTERIOR OF FOSTER AUDITORIUM

THE JUDGE'S STANDS WILL BE LOCATED ON THE EAST SIDE OF THE COURT AND THE PRESS BOX WILL BE ON THE WEST SIDE.

"We think moving to Foster Auditorium will create an atmosphere that opposing teams will find uncomfortable to say the least. I think it will be a great asset to our program and to our fans."

WENDELL HUDSON
HEAD COACH
ALABAMA STATE UNIVERSITY



LOCKER AREA INSIDE FOSTER AUDITORIUM

LOCKERS, SHOWERS AND A GYMNASIUM WILL ALLOW "LAXERS" TO ENJOY ALL ASPECTS OF THE

HARDWOOD HOOPLA



MILLION DOLLAR BAND

The University of Alabama "Million Dollar Band" is an exciting part of Crimson Tide spirit and tradition. Composed of more than 330 students with various majors and interests, the band is the largest single organization on campus. For basketball games, a snare or version of the complete band is on hand at all times to help entertain during breaks in play and provide an even better home-court advantage.

Sports Illustrated magazine has listed the "Million Dollar Band" as one of the top three college bands in the nation.

The Crimson Cacaret and Alacema Cheerleading squads do a tremendous job of entertaining the crowds throughout the season. With their help, the Crimson Tide has the crowd on its side every night it steps on the floor.



DON'T FORGET THE LYRICS!

(Alabama Fight Song)

Yea, Alabama! Drown 'em Tide!
 Every 'Bama man's behind you,
 Hit your stride.
 Go teach the Bulldogs to behave,
 Send the Yellow Jackets
 to a watery grave.
 And if a man starts to weaken,
 That's a shame!
 For Bama's pluck and grit have
 Writ her name in Crimson flame.
 Fight on, fight on, fight on men!
 Remember the Rose Bowl,
 we'll win then.
 So roll on to victory,
 Hit your stride,
 You're Dixie's football pride,
 Crimson Tide, Roll Tide, Roll Tide!!

Rammer Jammer

(Victory Song)

Hey, (team name)
 Hey, (team name)
 Hey, (team name)

We just beat the hell out of you!
 RAMMER JAMMER
 YELLOW HAMMER
 Give 'em hell, Alabama!

(repeats)



"Big Al" is one of the most recognizable mascots in the country. His antics during the game make him a crowd favorite.

THE LEAGUE

With eight national championships, 10 runner-up finishes, a nation-leading 34 Final Four appearances and 95 first-team All-America honors, the SEC stands firmly as the nation's premier intercollegiate women's basketball conference.

LOOK AT THE NUMBERS

Overall, SEC squads have won 34 of the 172 Final Four titles, including having led Final Four teams in 1988 (Missouri, Tennessee), 1989 (Alabama, Tennessee), 1997 (Georgia, Tennessee), 1998 (Georgia, Tennessee), 1999 (Alabama, Tennessee), 2004 (LSU, Tennessee), 2005 (LSU, Tennessee), 2007 (LSU, Tennessee) and 2008 (LSU, Tennessee).

THANKS FOR THE INVITE

The NCAA and the league to ever have signed a contract, valued at \$100 million, in 2007, making it the most valuable sports league in the world.

CONTRIBUTIONS BY ALL

All 12 current members of the SEC have appeared in the NCAA tournament.



DOMINIQUE CANTY
ALL-TIME LEAD IN SCORING AT ALABAMA WITH 2,414 POINTS

ALL-AMERICA HONORS

The SEC has had 56 students named to the First-Team All-America selection. These 56 have been named a total of 103 times since the NAIA-ACC selection (the first of SEC players) in 1983.

FINAL FOUR SUCCESS

SEC teams have earned appearances in 16 of 28 NCAA Final Fours, an accomplishment unmatched by any other league.

REACHING THE PINNACLE

SEC teams have made 19 appearances in the nation's top 16 NCAA Championship games, winning eight NCAA Championships (Tennessee: 1991, 1994, 1997, 1998, 1999, 1999, 2007 and 2008).

NOW THAT IS A NUMBER

Since her 1990 season, the SEC has compiled a 773-737 (.773) record against other conferences. The league has produced 150+ All-Americans, 140+ Olympians and has never finished a non-conference season with a losing record (100+).

THE SEC IN THE WNBA

The Southwestern Conference has more Olympians (20/03) opening day WNBA rosters than any other league. All 12 SEC schools have WNBA players.

THE POLLS

Since the SEC began its regular season in 1983, it has led only once in any of the major college basketball polls of the United States. Today ESPN poll began in 1985.

LEAGUE SIGNS NEW TELEVISION PACKAGE

The Southeastern Conference has signed a 15-year deal with ESPN reportedly worth more than \$2 billion to televise sporting events, including women's basketball.

The agreement is the longest ESPN has ever signed and matches the length of the powerhouse league's deal with CBS earlier in August.

"This agreement makes the SEC the most widely distributed conference in the country," said SEC Commissioner Mike Slive.

"The bottom line here is that fans will have more access to games and better distribution than they ever have in the past," Slive added.

"We're thrilled with the historic nature of this deal," ESPN executive vice president John Skipper said, adding that college sports have been "part of our DNA" for nearly 30 years. "It's not hard to figure why we'd want to be involved with it, given the quality of SEC sports, for 15 more years."

- ESPN and ESPN2: SEC teams will make a minimum of 16 appearances (min. of 4 conference games) on ESPN or ESPN2 and one of the networks will also televise the conference tournament championship game.
- ESPNU: The network will also feature a minimum of 16 appearances (min. of 4 conference games) by SEC teams, in addition to the women's conference tournament semifinals.
- ESPN Regional Television (known as the SEC Network): ERT will syndicate a game-of-the-week during the regular season.
- FS South will air a minimum of 16 games. CSS will air a minimum of 16 games.
- Tournament: First/Second rounds will be on FS South or CSS (decision has not been made yet); Semifinals will be on ESPNU; Championship on ESPN or ESPN2.



B
A
S
K
E
T
B
A
L
L

DOMINATION AT ITS BEST

In 1995, the entire all-tournament team was made up of SEC players.

UA

2009-10

SEC LEADS THE WAY IN NCAA

- 8** - NCAA titles earned by the SEC
- 34** - NCAA appearances made by SEC teams
- 170** - NCAA appearances made by SEC teams
- 318** - NCAA tournament wins by SEC coaches


PRODUCING OLYMPIANS

SEC coaches have coached 21 Olympians since 1976, with 31 coaching since the SEC began sponsoring women's basketball.

NO. 1 RANKINGS

SEC teams are also proud of 133 No. 1 rankings with the AP Poll.

NAVONDA MOORE
ALL-SEC FIRST TEAM
SEC Player of the Year



SEC AWARDS

2008 FRESHMAN ALL-SEC
TIFFNEY JENKINS

SEC COACH OF THE YEAR

1986 Lois Myers

ALL-SEC FIRST TEAM

(as selected by the SEC coaches)

YEAR	NAME	CL.	POS.
1982	Terri Hillard	Soph.	G
1983	Cassandra Crumpton	Jr.	F
1985	Carol Smith	Jr.	C
1986	Carol Smith	Sr.	C
1988	Tracey Rutledge	Jr.	G
1991	Linda Burgess	Jr.	F
1992	Linda Burgess	Sr.	F
1993	Niesa Johnson*	Soph.	G
1994	Niesa Johnson*	Jr.	G
	Yolanda Watkins	Soph.	C
1995	Niesa Johnson*	Sr.	G
1996	Shalonda Enis*	Jr.	F
1997	Dominique Canty	Soph.	G
	Shalonda Enis	Sr.	F
1998	Dominique Canty*	Jr.	G
1999	Dominique Canty*	Sr.	G

TOTAL: 16

* - unanimous

SECOND TEAM

YEAR	NAME	CL.	POS.
1988	Michelle Smith	Fr.	C
1989	Laura Heard	Jr.	F
1990	Laura Vaughn	Jr.	F
1993	Yolanda Watkins	Fr.	F/C
1994	Betsy Harris	Sr.	G
1995	Yolanda Watkins	Jr.	C
1997	Yolanda Watkins	Sr.	C
1998	Brittney Ezell	Sr.	G
	Tausha Mills	Sr.	C
2000	Shondra Johnson	Soph.	G
2001	Shondra Johnson	Jr.	G
2002	Shondra Johnson	Sr.	G
2004	Monique Bivins	Jr.	G
2005	Monique Bivins	SR	G
2006	Navonda Moore	Jr.	G

TOTAL: 15

HONORABLE MENTION

YEAR	NAME	CL.	POS.
1988	Laura Heard	Soph.	F
	Laura Vaughn	Fr.	F/C
1989	Michelle Smith	Soph.	C
1992	Niesa Johnson	Fr.	G

TOTAL: 4

ALABAMA SEC PLAYERS OF THE WEEK

Jan. 14, 1986	Sandra Rushing
Jan. 14, 1991	Linda Burgess
March 2, 1992	Linda Burgess
Feb. 15, 1993	Niesa Johnson
Jan. 8, 1996	Shalonda Enis
Feb. 17, 1997	Shalonda Enis
Feb. 9, 1998	Dominique Canty
Feb. 15, 1999	Dominique Canty
Dec. 23, 2002	Beth Vice

TOTAL: 9

SEC FRESHMAN OF THE YEAR

1992	Niesa Johnson	G
------	---------------	---

FRESHMAN ALL-SEC

1992	Niesa Johnson	G
1993	Yolanda Watkins	F/C
1996	Dominique Canty	G
2004	Kate Mastin	G
2008	Tierney Jenkins	F
2009	Ericka Russell	G

SECOND TEAM FRESHMAN ALL-SEC

1988	Michelle Smith	C
1989	Amy Lannom	G
	Stacey Franklin	F

HONORABLE MENTION FRESHMAN ALL-SEC

1988	Laura Vaughn	C/F
------	--------------	-----

SEC TOURNAMENT MVP

YEAR	NAME	CL.	POS.
1984	Cassandra Crumpton	Sr.	F
*1996	Dominique Canty	Fr.	G

* First freshman SEC tournament MVP

SEC ALL-TOURNAMENT TEAM

YEAR	NAME	CL.	POS.
1981	Mary Beasley	Soph.	C
	Leslie Payne	Soph.	C
1982	Terri Hillard	Soph.	G
1984	Cassandra Crumpton	Sr.	F
1993	Niesa Johnson	Soph.	G
1995	Niesa Johnson	Sr.	G
1996	Dominique Canty	Fr.	G
	Brittney Ezell	Soph.	G
1998	Dominique Canty	Jr.	G
1999	Dominique Canty	Sr.	G

TOTAL: 10

ALABAMA'S ALL-TIME SEC TOURNAMENT RESULTS

YEAR	ROUND	OPPONENT/SCORE	SITE
1980	First	Alabama 69, Vanderbilt 53	Knoxville, Tenn.
	Second	Kentucky 77, Alabama 69	
1981	First	Alabama 67, Florida 54	Baton Rouge, La.
	Second	Alabama 77, Tennessee 71	
	Semi	Alabama 80, Georgia 66	
	Final	Auburn 61, Alabama 50	
1982	Second	Kentucky 82, Alabama 76	Lexington, Ky.
1983	First	Alabama 69, Florida 53	Knoxville, Tenn.
1984	Second	Alabama 85, Tennessee 66	Athens, Ga.
	Semi	Alabama 83, Vanderbilt 73	
	Final	Georgia 74, Alabama 65	
1985	First	Vanderbilt 87, Alabama 85	Oxford, Miss.
1986	First	Alabama 71, Florida 57	Athens, Ga.
	Second	Georgia 88, Alabama 71	
1987	First	Alabama 88, Mississippi State 76	Albany, Ga.
	Second	Auburn 89, Alabama 61	
1988	Second	Mississippi 76, Alabama 66	Albany, Ga.
1989	First	Alabama 59, Mississippi State 55	Albany, Ga.
	Second	Tennessee 89, Alabama 61	
1990	First	Mississippi 71, Alabama 45	Albany, Ga.
1991	First	Alabama 95, Florida 75	Albany, Ga.
	Second	Mississippi 71, Alabama 45	
1992	Second	Kentucky 95, Alabama 87	Albany, Ga.
1993	First	Alabama 106, LSU 86	Chattanooga, Tenn.
	Second	Alabama 88, Florida 73	
	Semi	Georgia 76, Alabama 72	
1994	Second	Alabama 86, Mississippi 84 (OT)	Chattanooga, Tenn.
	Semi	Tennessee 72, Alabama 56	
1995	Second	Alabama 86, Arkansas 72	Chattanooga, Tenn.
	Semi	Tennessee 84, Alabama 70	
1996	Second	Alabama 65, Auburn 59	Chattanooga, Tenn.
	Semi	Alabama 86, LSU 70	
	Final	Tennessee 64, Alabama 60	
1997	Second	Alabama 85, Arkansas 63	Chattanooga, Tenn.
	Semi	Florida 83, Alabama 72	
1998	Second	Alabama 92, USC 72	Columbus, Ga.
	Semi	Alabama 74, Florida 61	
	Final	Tennessee 67, Alabama 63	
1999	First	Alabama 82, USC 71	Chattanooga, Tenn.
	Second	Alabama 76, Auburn 72	
	Semi	Tennessee 80, Alabama 69	
2000	First	Kentucky 67, Alabama 63	Chattanooga, Tenn.
2001	First	Alabama 59, Auburn 55	Memphis, Tenn.
	Second	Tennessee 82, Alabama 52	
2002	First	Georgia 64, Alabama 60	Nashville, Tenn.
2003	First	Arkansas 53, Alabama 48	Little Rock, Ark.
2004	First	Mississippi 63, Alabama 56	Nashville, Tenn.
2005	First	Alabama 62, Florida 58	Greenville, S.C.
	Second	LSU 60, Alabama 59	
2006	First	Vanderbilt 84, Alabama 62	N. Little Rock, Ark.
2007	First	Mississippi 78, Alabama 49	Duluth, Ga.
2008	First	Georgia 71, Alabama 62	Nashville, Tenn.
2009	First	Tennessee 68, Alabama 49	N. Little Rock, Ark.

BEST FINISH: Finals, four times

1981 (lost to Auburn)


1984 (lost to Georgia)

1996 (lost to Tennessee)

1998 (lost to Tennessee)

ALL-TIME SEC TOURNAMENT

Team	Won	Lost	PCT	Titles
Tennessee	54	16	.771	11
Georgia	37	24	.607	4
Auburn	30	24	.556	4
Vanderbilt	36	23	.610	6
LSU	25	26	.490	2
ALABAMA	24	28	.462	0
Ole Miss	21	28	.429	0
Arkansas	9	17	.346	0
Florida	14	27	.341	0
Kentucky	11	27	.289	1
Mississippi State	11	28	.282	0
South Carolina	3	16	.158	0



2004
FIRST TEAM ALL-SEC
YOLANDA WATKINS

2004
FRESHMAN ALL-SEC
KATE MASTIN

BAMA

IN

THE

SEC



Dominique Canty went on to the WNBA after her playing career at Alabama. She is still the all-time points leader at The Caestone with 2,294 points scored.

2,294

ALABAMA BY THE NUMBERS

- 39** All-SFC selections
- 9** SFC / All-Freshman selections
- 8** SFC Players of the Week
- 9** SFC / All-Tournament Team selections
- 4** SFC Championship game appearances
- 2** SFC Tournament MVPs
- 1** SFC Coach of the Year
- 1** SFC Freshman of the Year
- 1** SFC Freshman of the Week



SHONDRA JOHNSON

Monique Bivins ranks 24th all-time on UA's list of scorers. From 2001-05 she scored 1,174 points in 116 games.

MONIQUE BIVINS



BRITTNEY EZELL

Brittney Ezell grabbed All-SFC Second Team honors in '99. She finished her career at Alabama with 1,074 points, making her one of 21 players to score more than 1,000 points at UA.

HONORS AND AWARDS



All-Americans..... 120-121
Award Winners..... 122

INSIDE

OF THE



**CASSANDRA
CRUMPTON**

1983

THIRD TEAM ALL-AMERICA
American Women's Sports Federation

**LINDA
BURGESS**

1992

THIRD TEAM ALL-AMERICA
Women's Basketball News Service

HONORABLE MENTION ALL-AMERICA
Basketball Times

**NIESA
JOHNSON**

1992-95

FIRST TEAM ALL-AMERICA
Kodak/WBCA ('94, '95)
Associated Press ('95)
US Basketball Writers Assoc. ('94, '95)
Basketball Times ('94)

SECOND TEAM ALL-AMERICA
Women's Basketball News Service ('95)

HONORABLE MENTION ALL-AMERICA
Basketball Times ('93)

FRESHMAN ALL-AMERICA
Basketball Times ('92)
US Basketball Writers Assoc. ('92)
Women's Basketball News Service ('92)

ALABAMA

FEST



SHALONDA ENIS

1996-97

FIRST TEAM ALL-AMERICA

Kodak/WBCA ('96)
Women's Basketball News Service ('96)
US Basketball Writers Assoc. ('97)

SECOND TEAM ALL-AMERICA

The Sporting News ('97)

THIRD TEAM ALL-AMERICA

Associated Press ('96, '97)

HONORABLE MENTION ALL-AMERICA

Kodak/WBCA ('97)

BASKETBALL



DOMINIQUE CANTY

1996-99

FIRST TEAM ALL-AMERICA

Associated Press ('99)
US Basketball Writers Assoc. ('98, '99)
Women's Basketball News Service ('99)
Women's Basketball Journal ('99)

SECOND TEAM ALL-AMERICA

Women's Basketball News Service ('98)
Associated Press ('98)
Women's Basketball Journal ('98)

THIRD TEAM ALL-AMERICA

US Basketball Writers Assoc. ('97)

HONORABLE MENTION ALL-AMERICA

Kodak/WBCA ('97, '98, '99)
Associated Press ('97)

FRESHMAN ALL-AMERICA

Women's Basketball News Service ('92)



LEAH GOSS

1997

HONORABLE MENTION ALL-AMERICA

Associated Press



HONORS AND AWARDS

AT ALABAMA:

NAISMITH FINALISTS

1994 Niesa Johnson
 1997 Shalonda Enis
 1998 Dominique Canty
 1999 Dominique Canty

PRESEASON NAISMITH CANDIDATES

1995 Niesa Johnson
 1997 Shalonda Enis

USBWA FRESHMAN OF THE YEAR

1992 Niesa Johnson

BASKETBALL TIMES FRESHMAN OF THE YEAR

1992 Niesa Johnson

WOMEN'S BASKETBALL NEWS SERVICE FRESHMAN OF THE YEAR

1992 Niesa Johnson

SPORTS ILLUSTRATED NATIONAL PLAYER OF THE WEEK

Dec. 30, 1992 Niesa Johnson

ALABAMA AMATEUR ATHLETE OF THE YEAR

1993 Niesa Johnson

USA BASKETBALL JUNIOR NATIONAL TEAM

1992 Niesa Johnson
 1993 Niesa Johnson

USA BASKETBALL WOMEN'S NATIONAL TEAM

1994 Niesa Johnson

USA BASKETBALL WORLD UNIVERSITY GAMES TEAM

1995 Niesa Johnson

PREP HONORS:

WBCA JC/CC PLAYER OF THE YEAR

1995 Shalonda Enis
 1996 Tausha Mills
 1998 Kaunda Williams
 1999 Boo Barnes

NAISMITH NATIONAL PLAYER OF THE YEAR

1992 Yolanda Watkins

USA TODAY NATIONAL PLAYER OF THE YEAR

1992 Yolanda Watkins

GATORADE PLAYER OF THE YEAR

1991 Niesa Johnson (Mississippi)
 1992 Yolanda Watkins (Alabama)
 1996 Joni Crenshaw (Mississippi)
 2006 Dedrea Magee (Mississippi)

STATE PLAYER OF THE YEAR

1985 Julie Beaty (Alabama 3A)
 1985 Tracey Rutledge (Georgia)
 1991 Niesa Johnson (Mississippi)
 1993 Shalonda Enis (Texas Class A)
 1994 Latrish Jones (Alabama 6A)
 1997 Boo Barnes (Alabama 6A)
 2001 Kate Mastin (Alabama 5A)

BAMA IN THE WNBA



Dominique Canty 124
Past WNBA Players 125-126

INSIDE



**DOMINIQUE
CANTY**

DETROIT
SHOCK

1999-2002

HOUSTON
COMETS

2003-2006

CHICAGO
SKY

2007-PRESENT

**THE
WNBA**

**CASSANDRA
CRUMPTON**



*NEW YORK
LIBERTY*

1997-98

**LINDA
BURGESS**



*LOS ANGELES
SPARKS*

1997

*SACRAMENTO
MONARCHS*

1998-2000

**SHALONDA
ENIS**



*SEATTLE
REIGN*

1998-99

*WASHINGTON
MYSTICS*

1999

*CHARLOTTE
STING*

2000-03

**NIESA
JOHNSON**



*CHARLOTTE
STING*

1999-2000

**TAUSHA
MILLS**



*WASHINGTON
MYSTICS*

2000-02

*SAN ANTONIO
SILVER STARS*

2003

**NAVONDA
MOORE**



*MINNESOTA
LYNX*

2007-2008



RECORDS AND STATS



Team Stats	128
Team Scoring Records	129
Individual Scoring Records.....	130
Field Goal Records.....	131
Three-Point FG Records.....	132
Free Throw Records.....	133
1,000 Point Club.....	134-137
Rebounding Records.....	138
Assist Records	139
Miscellaneous Records	140
Record vs. Top 25.....	141
100-Point Games.....	141
Letterwinners	142-143
Jersey Numbers	144-145
Coaching History	146
All-Time Series Results.....	147-149
Conference Results.....	150-151
Year-by-Year Results	152-157

INSIDE

YEAR-BY-YEAR TEAM STATISTICS

YEAR-BY-YEAR STATISTICS

Season	G	FG-FGA	FG%	3FG-FGA	3FG%	FT-FTA	FT%	R	Avg	PF-D	A	TO	BS	S	Pts	Avg
1974-75	25	722-2066	.349	0-0	.000	294-521	.564	941	37.6	606-0	0	0	0	0	1738	69.5
1975-76	22	664-1530	.434	0-0	.000	261-499	.523	920	41.8	402-0	375	547	0	265	1589	72.2
1976-77	28	881-2145	.411	0-0	.000	347-581	.597	1245	44.5	664-0	332	638	0	254	2109	75.3
1977-78	31	931-2145	.434	0-0	.000	343-569	.603	1328	42.8	605-0	424	792	0	0	2205	71.1
1978-79	26	752-1684	.447	0-0	.000	468-681	.687	1098	42.2	531-0	166	458	48	170	1972	75.8
1979-80	27	760-1767	.430	0-0	.000	426-599	.711	1045	38.7	572-0	365	517	89	223	1946	72.1
1980-81	33	1031-2330	.442	0-0	.000	427-634	.674	1300	39.4	563-20	636	555	107	305	2489	75.4
1981-82	28	829-1799	.461	0-0	.000	305-485	.629	1111	39.7	431-8	428	451	62	215	1963	70.1
1982-83	29	818-1896	.431	0-0	.000	401-628	.639	1198	41.3	537-0	351	471	76	233	2037	70.2
1983-84	32	1056-2208	.478	0-0	.000	342-537	.637	1371	42.8	649-0	521	555	98	348	2454	76.7
1984-85	28	880-1826	.482	0-0	.000	386-595	.649	1144	40.9	530-17	420	578	68	305	2146	76.6
1985-86	29	914-1874	.488	0-0	.000	417-596	.700	1101	38.0	515-14	495	497	46	270	2245	77.4
1986-87	29	897-1903	.471	0-0	.000	462-744	.621	1168	40.3	621-17	437	532	53	337	2256	77.8
1987-88	28	849-1828	.464	40-141	.284	411-651	.631	1129	40.3	597-16	434	614	61	344	2149	76.8
1988-89	29	836-1875	.446	38-117	.325	417-629	.663	1316	45.4	612-14	391	618	47	226	2127	73.3
1989-90	28	711-1858	.383	104-324	.321	393-606	.649	1276	45.6	516-15	516	307	58	80	1919	68.5
1990-91	29	761-1755	.434	97-281	.345	550-803	.685	1224	42.2	561-15	450	580	60	276	2169	74.8
1991-92	30	942-2235	.421	248-765	.324	505-724	.698	1399	46.6	666-13	500	573	51	406	2637	87.9
1992-93	31	970-2232	.435	237-696	.341	511-736	.694	1393	44.9	645-11	546	590	92	411	2688	86.7
1993-94	33	1032-2343	.440	223-691	.323	553-831	.665	1622	49.2	717-19	597	598	135	356	2840	86.1
1994-95	31	934-2228	.419	226-688	.328	500-705	.709	1471	47.5	575-15	518	522	103	285	2594	83.7
1995-96	32	922-2103	.438	179-524	.342	478-757	.631	1422	44.4	558-7	508	477	100	305	2501	78.2
1996-97	32	890-2137	.416	175-580	.302	555-824	.674	1551	48.5	587-10	484	511	121	318	2510	78.4
1997-98	34	948-2100	.451	198-552	.359	503-752	.669	1415	41.6	618-11	560	542	144	257	2597	76.4
1998-99	31	837-1916	.437	164-489	.335	565-821	.688	1350	43.5	627-7	442	586	122	265	2403	77.5
1999-00	29	720-1711	.421	122-417	.293	404-637	.634	1196	41.2	550-13	346	560	111	227	1966	67.8
2000-01	31	698-1673	.417	148-448	.330	446-678	.658	1155	37.3	610-23	409	590	102	188	1990	64.2
2001-02	31	809-1750	.462	191-476	.401	475-702	.677	1196	38.6	620-17	381	591	71	228	2284	73.7
2002-03	28	644-1642	.392	179-536	.334	298-437	.682	1095	39.1	525-12	322	468	88	145	1765	63.0
2003-04	28	683-1688	.405	169-529	.320	323-496	.651	1150	41.1	500-9	312	468	82	184	1858	66.4
2004-05	29	676-1754	.385	156-470	.332	432-651	.664	1189	41.0	590-15	300	499	114	206	1940	66.9
2005-06	28	599-1465	.409	94-323	.291	404-643	.628	1114	39.8	508-9	304	628	95	211	1696	60.6
2006-07	30	668-1651	.405	151-488	.309	317-468	.677	1142	38.1	594-9	371	736	65	313	1804	60.1
2007-08	30	620-1588	.390	98-342	.287	308-496	.621	1141	38.0	566-13	341	778	115	265	1646	54.9
2008-09	30	714-1899	.376	149-566	.263	327-494	.662	1228	40.9	546-9	400	529	105	207	1904	63.5

TEAM SCORING RECORDS

TEAM SCORING RECORDS

MOST POINTS IN A SEASON

Season	G	Avg	Points
1. 1993-94	33	86.1	2,840
2. 1992-93	31	86.7	2,688
3. 1991-92	30	87.9	2,637
4. 1997-98	34	76.4	2,597
5. 1994-95	31	78.2	2,594
6. 1996-97	32	78.4	2,510
7. 1995-96	32	78.2	2,501
8. 1980-81	33	75.4	2,489
9. 1983-84	32	76.7	2,454
10. 1998-99	31	77.5	2,403

MOST POINTS IN A GAME

Opponent/Date	Points
1. Feb. 25, 1993 vs. Oral Roberts	122-52
2. March 18, 1995 vs. Duke	121-120 (4OT)
3. Dec. 29, 1994 vs. UNC-Asheville	119-46
Jan. 12, 1994 vs. Troy	119-43
5. Nov. 29, 1991 vs. Northeast La.	118-86
6. Dec. 18, 1992 vs. Grambling State	117-51
7. Jan. 13, 1992 vs. Appalachian State	114-90
8. Dec. 15, 1992 vs. Austin Peay	111-79
9. Feb. 24, 1992 vs. Miss. Valley State	110-51
10. Dec. 29, 1993 vs. Eastern Carolina	107-53
Feb. 3, 1993 vs. Loyola-Chicago	107-64
Nov. 29, 1988 vs. Tennessee State	107-43

MISCELLANEOUS SCORING RECORDS

MOST POINTS SCORED

Half.....	68 vs. Miss. Valley State, second half, (Feb. 24, 1992)
Game - Regulation.....	122 vs. Oral Roberts (Feb. 25, 1993)
Game - Overtime.....	121 vs. Duke - Four OTs (March 18, 1995)
By Opponent - Regulation.....	110 by Mississippi State (Jan. 15, 1977)
By Opponent - Overtime.....	120 by Duke - Four OTs (March 18, 1995)
Combined - Regulation.....	204 (118-86) vs. La. - Monroe (Nov. 29, 1991)
.....	(103-101) vs. Florida (Jan. 4, 1992)
.....	(114-90) vs. Appalachian State (Jan. 13, 1992)
Combined - Overtime.....	241 (121-120) vs. Duke - Four OTs (March 18, 1995)
Home.....	122 vs. Oral Roberts (Feb. 25, 1993)
Away.....	119 vs. Troy (Jan. 12, 1994)
Season.....	2,840 in 33 games (1993-94)
Largest Margin of Victory.....	70 (122-52) vs. Oral Roberts (Feb. 25, 1993)
Highest Scoring Average in a Season.....	87.9 over 30 games (1991-92)

FEWEST POINTS SCORED

Game.....	34 vs. South Carolina (Feb. 9, 2003)
.....	vs. LSU (Jan. 11, 2009)
By Opponent.....	21 vs. Georgia State (Dec. 21, 1990)
Combined.....	82 (48-34) vs. South Carolina (Feb. 9, 2003)
Home.....	34 vs. South Carolina (Feb. 9, 2003)
Away.....	34 vs. LSU (Jan. 11, 2009)
Season.....	1589 in 22 games (1975-76)
Worst Loss.....	51 (95-44) vs. Tennessee (Feb. 5, 1995)
Lowest Scoring Average in a Season.....	54.9 over 30 games (2007-08)

LARGEST MARGINS OF VICTORY

ALL OPPONENTS

Date	Opponent	Score (Margin)	H/A/N
1/12/94	Troy State	119-43 (+76)	A
12/29/94	UNC-Asheville	119-46 (+73)	N
2/25/93	Oral Roberts	122-52 (+70)	H
12/3/93	Coppin State	98-31 (+67)	H
12/18/92	Grambling St.	117-51 (+66)	H
12/29/83	Queens	113-47 (+66)	A
11/30/90	Tuskegee	106-41 (+65)	H
11/29/88	Tennessee St.	107-43 (+64)	H
1/31/96	Alabama State	105-42 (+63)	H
12/2/97	Samford	104-43 (+61)	H
1/17/76	Tuskegee	101-40 (+61)	H
12/27/83	Xavier	102-42 (+60)	N

SEC OPPONENTS

Date	Opponent	Score (Margin)	H/A/N
2/9/97	South Carolina	87-38 (+49)	H
2/21/99	Vanderbilt	102-59 (+43)	H
2/6/97	Arkansas	102-61 (+41)	H
1/13/96	Mississippi St.	97-64 (+33)	H
1/31/95	LSU	90-60 (+30)	A

INDIVIDUAL SCORING RECORDS

CAREER LEADERS

Points

Name	Seasons	G	Avg	Pts
1. Dominique Canty	1996-99	127	18.1	2294
2. Niesa Johnson	1992-95	125	17.1	2134
3. Carol Smith	1982-86	116	17.3	2018
4. Yolanda Watkins	1993-97	125	14.2	1778
5. Terri Hillard	1980-1984	122	13.4	1606
6. Betsy Harris	1990-94	123	12.3	1519
7. Shondra Johnson	1998-02	115	12.1	1411
8. Shalonda Enis	1995-97	64	20.5	1309
9. Leslie Payne	1977-81	108	12.4	1299
10. Cynthia McDougle	1984-88	113	11.2	1261

SCORING AVERAGE (min. 50 games)

Name	Seasons	G	Pts	Avg
1. Shalonda Enis	1995-97	64	1309	20.5
2. Cassandra Crumpton	1982-84	59	1073	18.2
3. Dominique Canty	1995-99	127	2294	18.1
Linda Burgess	1990-92	59	1069	18.1
5. Carol Smith	1982-86	116	2018	17.3
6. Niesa Johnson	1992-95	125	2134	17.1
7. Yolanda Watkins	1993-97	125	1778	14.2
8. Terri Hillard	1980-84	122	1606	13.4
9. Tracey Rutledge	1985-88	85	1069	12.6
10. Betsy Harris	1990-94	123	1522	12.4

SINGLE SEASON LEADERS

Points

Name	Season	G	Avg	Pts
1. Shalonda Enis	1995-96	32	23.9	766
2. Dominique Canty	1997-98	34	21.5	732
3. Niesa Johnson	1994-95	31	21.1	653
4. Dominique Canty	1998-99	31	19.7	612
5. Linda Burgess	1991-92	30	20.3	610
6. Terri Hillard	1981-82	28	20.3	569
7. Carol Smith	1985-86	29	19.4	564
8. Cassandra Crumpton	1983-84	32	17.5	559
9. Shalonda Enis	1996-97	32	17.0	543
10. Cassandra Crumpton	1982-83	29	18.3	532

SCORING AVERAGE

Name	Season	G	Pts	Avg
1. Shalonda Enis	1995-96	32	766	23.9
2. Dominique Canty	1997-98	34	732	21.5
3. Niesa Johnson	1994-95	31	653	21.1
4. Linda Burgess	1991-92	30	610	20.3
Terri Hillard	1981-82	28	569	20.3
6. Dominique Canty	1998-99	31	612	19.7
7. Julie Ellis	1974-75	25	490	19.6
8. Carol Smith	1985-86	29	561	19.4
9. Cassandra Crumpton	1982-83	29	532	18.3
10. Cassandra Crumpton	1983-84	32	559	17.5

MOST POINTS IN A SEASON BY CLASS

Freshman: 488 by Niesa Johnson (1991-92)
 Sophomore: 571 by Terri Hillard (1981-82)
 Junior: 766 by Shalonda Enis (1995-96)
 Senior: 653 by Niesa Johnson (1994-95)

GAME LEADERS

Points

Name	Date/Opponent	Pts
1. Amy Lannom	Jan. 4, 1992 vs. Florida	38
2. Linda Burgess	Dec. 2, 1991 vs. Loyola-Chi.	37
3. Shalonda Enis	Nov. 29, 1995 vs. ETSU	35
4. Linda Burgess	Jan. 7, 1991 vs. UAB	34
Cassandra Crumpton	Jan. 22, 1983 v. LSU	34
Shalonda Enis	Dec. 17, 1995 vs. Georgia	34
7. LaToya Thomas	Feb. 7, 2002 vs. Miss. State	33
Dominique Canty	Jan. 31, 1999 vs. Tennessee	33
Shalonda Enis	Jan. 28, 1996 vs. Tennessee	33
Yolanda Watkins	March 18, 1995 vs. Duke	33
Niesa Johnson	Jan. 3, 1995 vs. ETSU	33
Carol Smith	Nov. 22, 1985 vs. Tenn. State	33
Terri Hillard	Jan. 6, 1982 vs. Miss. State	33

MOST POINTS IN A GAME BY CLASS

Freshman: 34 by Linda Burgess vs. UAB (Jan. 7, 1991)
 Sophomore: 30 by Michelle Smith vs. Tenn. State (Nov. 29, 1988)
 Junior: 35 by Shalonda Enis vs. ETSU (Nov. 29, 1995)
 Senior: 38 by Amy Lannom vs. Florida (Jan. 4, 1992)

YEAR-BY-YEAR SCORING

Year	Name	Cl	Pos	G	Pts	Avg
1974-75	Julie Ellis	Jr.	F	25	490	19.6
1975-76	Julie Ellis	Sr.	F	22	332	15.1
1976-77	Ledeann Hutton	Fr.	G	27	300	11.1
1977-78	Sandra Murray	Soph.	C/F	31	437	14.1
1978-79	Anne Cale	Soph.	C	24	344	14.3
1979-80	Glenda Boss	Jr.	F	20	268	13.4
1980-81	Leslie Payne	Sr.	C	33	410	12.4
1981-82	Terri Hillard	Soph.	G/F	28	569	20.3
1982-83	Cassandra Crumpton	Jr.	F	29	532	18.3
1983-84	Cassandra Crumpton	Sr.	F	32	559	17.5
1984-85	Carol Smith	Jr.	C	28	491	17.5
1985-86	Carol Smith	Sr.	C	29	564	19.5
1986-87	Cynthia McDougle	Jr.	F	29	467	16.1
1987-88	Tracey Rutledge	Jr.	G	28	407	14.5
1988-89	Laura Heard	Jr.	F	27	324	12.0
1989-90	Laura Heard	Sr.	F	20	246	12.3
1990-91	Linda Burgess	Jr.	F	29	459	15.8
1991-92	Linda Burgess	Sr.	F	30	610	20.3
1992-93	Niesa Johnson	Soph.	G	31	499	16.1
1993-94	Yolanda Watkins	Soph.	F/C	33	496	15.0
Niesa Johnson	Jr.	G	33	494	15.0	
1994-95	Niesa Johnson	Sr.	G	31	685	21.1
1995-96	Shalonda Enis	Jr.	F/C	32	766	23.9
1996-97	Shalonda Enis	Sr.	F/C	32	543	17.0
1997-98	Dominique Canty	Jr.	G	34	732	21.5
1998-99	Dominique Canty	Sr.	G	31	612	19.7
1999-00	Shondra Johnson	Soph.	G	27	344	12.7
2000-01	Shondra Johnson	Jr.	G	27	361	13.4
2001-02	Shondra Johnson	Sr.	G	30	445	14.8
2002-03	Beth Vice	Sr.	G	28	349	12.5
2003-04	Monique Bivens	Jr.	G	28	402	14.4
2004-05	Monique Bivens	Sr.	G	29	350	12.1
2005-06	Navonda Moore	Jr.	G	27	338	12.5
2006-07	Navonda Moore	Sr.	G	29	395	13.6
2007-08	Tierney Jenkins	Fr.	F	30	354	11.8
2008-09	Tierney Jenkins	Soph.	F	30	333	11.1

FIELD GOAL RECORDS

FIELD GOAL RECORDS

TEAM RECORDS

Field Goals Made

Game: 51 vs. Queens (Dec. 29, 1983)
Season: 1,056 (1983-84)

Field Goals Attempted

Game: 114 vs. Duke (March 18, 1995)
Season: 2,343 (1993-94)

Field Goal Percentage

Game: .672 (37-55) vs. UAH (Jan. 9, 1986)
Season: .488, 914-1874 (1985-86)

CAREER LEADERS

Field Goals Made

Name	Seasons	G	FGA	FGM
1. Dominique Canty	1995-99	127	1,628	828
Carol Smith	1982-86	116	1,498	828
3. Niesa Johnson	1991-95	125	1,775	716
4. Yolanda Watkins	1992-97	125	1,459	688
5. Terri Hillard	1980-84	122	1,442	662
6. Cynthia McDougle	1984-89	113	1,034	532
7. Laura Vaughn	1987-91	113	1,273	518
8. Leslie Payne	1977-81	108	1,065	517
9. Shalonda Enis	1995-97	64	1,084	498
10. Betsy Harris	1990-94	123	1,243	494

Field Goals Attempted

Name	Seasons	G	FGM	FGA
1. Niesa Johnson	1991-95	125	716	1,775
2. Dominique Canty	1995-99	127	828	1,628
3. Carol Smith	1982-86	116	828	1,498
4. Yolanda Watkins	1992-97	125	688	1,459
5. Terri Hillard	1980-84	122	662	1,442
6. Laura Vaughn	1987-91	113	518	1,273
7. Betsy Harris	1990-94	123	494	1,243
8. Shalonda Enis	1995-97	64	498	1,084
9. Monique Bivens	2001-05	116	415	1,075
10. Leslie Payne	1977-81	108	517	1,065

Field Goal Percentage (min. 300 att.)

Name	Seasons	FGM	FGA	Pct
1. DeeDee Davis	1983-87	283	509	.556
2. Carol Smith	1982-86	828	1,498	.553
3. Linda Burgess	1990-92	438	802	.546
4. Laura Heard	1986-90	402	750	.536
5. Stacey Franklin	1988-92	200	374	.535
6. Courtney Strauthers	2006-pres.	200	391	.529
7. Gwen Hackett	1975-77	203	385	.527
8. LaNisha Cartwell	1998-02	419	810	.517
9. Justina Smith	1983-84	166	322	.516
10. Cynthia McDougle	1984-89	532	1034	.515

Single-Season Leaders

Field Goals Made

Name	Season	G	FGA	FGM
1. Shalonda Enis	1995-96	32	629	296
2. Dominique Canty	1997-98	34	506	262
3. Cassandra Crumpton	1983-84	32	515	256
4. Linda Burgess	1991-92	30	445	252
5. Terri Hillard	1981-82	28	467	237
6. Carol Smith	1985-86	29	414	231
7. Cassandra Crumpton	1982-83	29	510	227
8. Julie Ellis	1974-75	25	502	217
Carol Smith	1983-84	30	393	217
10. Niesa Johnson	1994-95	31	497	216

Field Goals Attempted

Name	Season	G	FGM	FGA
1. Shalonda Enis	1995-96	32	296	629
2. Cassandra Crumpton	1983-84	32	256	515
3. Sandra Murray	1977-78	31	191	507
4. Dominique Canty	1997-98	34	262	506
5. Julie Ellis	1974-75	25	217	502
6. Niesa Johnson	1994-95	31	216	497
7. Cassandra Crumpton	1982-83	29	227	488
8. Terri Hillard	1981-82	28	237	467
9. Niesa Johnson	1991-92	30	165	465
10. Shalonda Enis	1996-97	32	202	455

Field Goals Percentage (min. 100 att.)

Name	Season	FGM	FGA	Pct
1. Cynthia McDougle	1984-85	106	186	.566
2. Michelle Smith	1988-89	101	173	.584
3. DeeDee Davis	1983-84	105	182	.577
4. DeeDee Davis	1986-87	80	139	.576
5. Stacey Franklin	1991-92	62	108	.574
6. Laura Heard	1987-88	121	212	.571
7. Stacey Franklin	1988-89	66	116	.569
8. Courtney Strauthers	2007-08	71	125	.568
Linda Burgess	1991-92	252	444	.568
Michelle Smith	1987-88	84	148	.568

Single-Game Leaders

Field Goals Made

Name	Date/Opponent	FGM
1. Cassandra Crumpton	Jan. 22, 1983 vs. LSU	16
Linda Burgess	Dec. 2, 1991 vs. Loyola	16
Shalonda Enis	Nov. 29, 1995 vs. ETSU	16
4. Dominique Canty	Jan. 31, 1999 vs. Tennessee	15
5. Carol Smith	Nov. 22, 1985 vs. Tennessee	14
Dominique Canty	March 15, 1996 vs. App. State	14
Shalonda Enis	Dec. 2, 1995 vs. Richmond	14
Linda Burgess	March 19, 1992 vs. Tenn. Tech	14
Carol Smith	Nov. 22, 1985 vs. Tenn. State	14
Carol Smith	Jan. 7, 1984 vs. Georgia State	14
Cassandra Crumpton	Dec. 28, 1983 vs. St. John's	14
Carol Smith	Jan. 16, 1983 vs. Notre Dame	14
Terri Hillard	Jan. 25, 1982 vs. UAB	14
Terri Hillard	Jan. 6, 1982 vs. Miss. State	14
Donna Conway	Dec. 12, 1981 vs. Idaho State	14

Field Goals Attempted

Name	Date/Opponent	FGA
1. Julie Ellis	Jan. 14, 1975 vs. Talladega	31
2. Shalonda Enis	Feb. 19, 1996 vs. Vanderbilt	29
Shalonda Enis	Feb. 17, 1996 vs. Florida	29
4. Niesa Johnson	Feb. 26, 1994 vs. Mississippi	28
Cassandra Crumpton	Jan. 22, 1983 vs. LSU	28
Terri Hillard	Jan. 25, 1982 vs. UAB	28
7. Niesa Johnson	March 18, 1995 vs. Duke	27
Niesa Johnson	Jan. 26, 1992 vs. Tennessee	27
9. Monique Bivens	Feb. 29, 2004 vs. Miss. State	26
Tracey Rutledge	Dec. 31, 1987 vs. N.M. State	26
Cassandra Crumpton	Jan. 1, 1984 vs. Auburn	26
Donna Conway	Dec. 5, 1981 vs. Georgia State	26

Field Goal Percentage (min. 7 att.)

Name	Date/Opponent	Pct
1. Betsy Harris	Feb. 20, 1993 vs. Arkansas	1.00 (7-7)
Camillia Crenshaw	Jan. 5, 1993 vs. Xavier	1.00 (7-7)
Latrish Jones	Jan. 17, 1999 vs. Miss. St.	1.00 (7-7)
Laura Heard	Jan. 15, 1988 vs. Ark. St.	1.00 (9-9)
Shondra Johnson	Nov. 17, 2000 vs. Samford	1.00 (7-7)
Sissy Braden	Nov. 30, 1986 vs. Georgia	1.00 (7-7)
7. Jamilah Johns	Jan. 4, 2003 at Houston	.889 (8-9)
8. Beth Vice	Nov. 30, 2002 vs. SFA	.889 (8-9)
9. Jamilah Johns	Dec. 3, 2002 vs. Prov.	.733 (11-15)
10. Natasha Gamble	Dec. 29, 2002 vs. Bucknell	.700 (7-10)

THREE-POINT FIELD GOAL RECORDS

TEAM RECORDS

Three-Point Field Goals Made
 Game: 141 vs. MVSU (Jan. 8, 1992),
 Loyola (Feb. 3, 1993)
 Season: 248 (1991-92)

Three-Point Field Goals Attempted
 Game: 39 vs. MVSU (Jan. 8, 1992)
 Season: 765 (1991-92)

Three-Point Field Goal Percentage
 Game (min. eight made): .600 (12-20)
 vs. Stephen F. Austin (Nov. 30, 2002)
 Season: .401, 191-476 (2001-02)

INDIVIDUAL RECORDS

Career Leaders

Three-Point Field Goals Made					
Name	Seasons	Pct	3FGA	3FG	
1. Betsy Harris	1990-94	.373	729	272	
2. Beth Vice	1998-03	.376	719	270	
3. Niesa Johnson	1991-95	.348	761	265	
4. Brittney Ezell	1994-98	.313	642	201	
5. Monique Bivens	2001-05	.352	548	193	
6. Nicole Carruth	1996-01	.396	399	158	
7. Katy Sipe	2001-05	.360	425	153	
8. Kate Mastin	2002-07	.356	404	144	
9. Madonna Thompson	1991-95	.336	425	143	
10. Amy Lannom	1988-92	.341	414	141	

Three-Point Field Goals Attempted					
Name	Seasons	Pct	3FG	3FGA	
1. Niesa Johnson	1991-95	.348	265	761	
2. Betsy Harris	1990-94	.373	272	729	
3. Beth Vice	1998-03	.376	270	719	
4. Brittney Ezell	1994-98	.313	201	642	
5. Monique Bivens	2001-05	.352	193	548	
6. Katie Sipe	2001-05	.360	153	425	
Madonna Thompson	1991-95	.336	143	425	
8. Amy Lannom	1988-92	.341	141	414	
9. Kate Mastin	2002-07	.356	144	404	
10. Nicole Carruth	1996-01	.396	158	399	

Three-Point Field Goal Percentage (min. 200 attempts)					
Name	Seasons	3FG	3FGA	Pct	
1. Nicole Carruth	1996-02	158	399	.396	
2. Beth Vice	1998-03	270	719	.376	
3. Betsy Harris	1990-94	272	729	.373	
4. Leah Goss	1993-98	180	489	.368	
5. Katie Sipe	2001-05	153	425	.360	
6. Kate Mastin	2002-07	144	404	.356	
7. Monique Bivens	2001-05	193	548	.352	
8. Niesa Johnson	1991-95	265	761	.348	
9. Pam Duncan	1994-98	96	279	.344	
10. Amy Lannom	1988-92	141	414	.341	

Single-Season Leaders Three-Point Field Goals Made					
Name	Season	Pct	3FGA	3FG	
1. Betsy Harris	1993-94	.348	264	91	
2. Betsy Harris	1992-93	.428	208	89	
3. Beth Vice	2001-02	.434	198	86	
4. Niesa Johnson	1991-92	.329	231	76	
5. Niesa Johnson	1994-95	.375	200	75	
6. Beth Vice	2002-03	.362	199	72	
7. Beth Vice	2000-01	.348	201	70	
Brittney Ezell	1997-98	.338	207	70	
9. Kate Mastin	2006-07	.363	190	69	
10. Amy Lannom	1991-92	.333	195	65	

Three-Point Field Goals Attempted					
Name	Season	Pct	3FG	3FGA	
1. Betsy Harris	1993-94	.348	91	264	
2. Niesa Johnson	1991-92	.329	76	231	
3. Betsy Harris	1992-93	.428	89	208	
4. Brittney Ezell	1997-98	.338	70	207	
5. Kaundra Williams	1998-99	.309	63	204	
6. Beth Vice	2000-01	.348	70	201	
7. Niesa Johnson	1994-95	.375	75	200	
8. Beth Vice	2002-03	.362	72	199	
9. Beth Vice	2001-02	.348	86	198	
10. Amy Lannom	1991-92	.333	65	195	

Three-Point Field Goal Percentage (min. 100 attempts)					
Name	Season	3FG	3FGA	Pct	
1. Beth Vice	2001-02	86	198	.434	
2. Betsy Harris	1992-93	89	208	.428	
3. Leah Goss	1995-96	49	121	.405	
4. Katie Sipe	2001-02	47	117	.402	
5. Betsy Harris	1990-91	43	109	.394	
6. Nicole Carruth	1998-99	43	110	.391	
7. Nicole Carruth	2000-01	45	116	.388	
8. Monique Bivens	2002-03	53	138	.384	
9. Leah Goss	1997-98	62	164	.378	
10. Niesa Johnson	1994-95	75	200	.375	
Kate Mastin	2005-06	42	112	.375	

Single Game Leaders Three-Point Field Goals Made			
Name	Date/Opponent	3FG	
1. Kate Mastin	Nov. 25, 2006 vs. CS Northridge	8	
Beth Vice	Nov. 30, 2002 vs. S. F. Austin	8	
Brittney Ezell	Jan. 11, 1998 vs. Arkansas	8	
Betsy Harris	Feb. 16, 1994 vs. Auburn	8	
Amy Lannom	Jan. 4, 1992 vs. Florida	8	
6. Monique Bivens	Dec. 29, 2002 vs. Bucknell	7	
Katie Sipe	Feb. 24, 2002 vs. LSU	7	
Beth Vice	March 15, 2001 vs. Memphis	7	
Nicole Carruth	Feb. 18, 1998 vs. Ga. Southern	7	
Betsy Harris	Feb. 16, 1994 vs. Auburn	7	

Three-Point Field Goals Attempted			
Name	Date/Opponent	3FG	
1. Niesa Johnson	March 18, 1995 vs. Duke	18	
2. Brittney Ezell	Jan. 11, 1998 vs. Arkansas	17	
Betsy Harris	Jan. 16, 1994 vs. Florida	17	
4. Kate Mastin	Jan. 5, 2006 vs. Florida	15	
Betsy Harris	Jan. 30, 1994 vs. LSU	15	
Niesa Johnson	Jan. 13, 1992 vs. App. State	15	
Amy Lannom	Jan. 4, 1992 vs. Florida	15	
8. Monique Bivens	Feb. 15, 2004 vs. Arkansas	14	
Shalonda Enis	Dec. 18, 1995 vs. Oklahoma	14	
Betsy Harris	March 5, 1993 vs. LSU	14	
Laura Vaughn	Feb. 24, 1990 vs. Tennessee	14	
Laura Vaughn	Jan. 9, 1990 vs. Georgia	14	

Three-Point Field Goal Percentage (min. 5 attempts)			
Name	Date/Opponent	Pct	
1. Brittney Ezell	Dec. 29, 1994 vs. UNC-Ash.	1.00 (5-5)	
Niesa Johnson	Dec. 20, 1991 vs. Houston	1.00 (5-5)	
3. Beth Vice	Nov. 30, 2002 vs. S.F. Austin	.889 (8-9)	
4. Nicole Carruth	Feb. 18, 1998 vs. Ga. Southern	.875 (7-8)	
5. Katie Sipe	Feb. 29, 2004 vs. Miss. St.	.857 (6-7)	
Nicole Carruth	Feb. 27, 1998 vs. S. Carolina	.857 (6-7)	
7. Kate Mastin	Nov. 25, 2006 vs. CS North.	.800 (8-10)	
Kate Mastin	Dec. 1, 2005 vs. Ala. A&M	.800 (4-5)	
9. Beth Vice	Nov. 26, 2002 vs. BSC	.714 (5-7)	
10. Monique Bivens	Dec. 29, 2002 vs. Bucknell	.583 (7-12)	

FREE THROW RECORDS

TEAM RECORDS

Free Throws Made

Game: 45 vs. Alabama State (Nov. 27, 1990)

Season: 565 (1998-99)

Free Throws Attempted

Game: 56 vs. Alabama State (Nov. 27, 1990)

Season: 831 (1993-94)

Free Throw Percentage

Game: 100.0 (20-20) vs. Clemson (Dec. 19, 1992)

Season: .771, 426-599 (1979-80)

INDIVIDUAL RECORDS

Career Leaders

Free Throws Made

Name	Seasons	Pct	FTA	FT
1. Dominique Canty	1995-99	.718	875	628
2. Shondra Johnson	1999-02	.720	742	534
3. Niesa Johnson	1992-95	.776	562	437
4. Yolanda Watkins	1993-97	.711	530	377
5. Carol Smith	1982-86	.639	556	355
6. Terri Hillard	1980-84	.563	536	302
7. Betsy Harris	1990-94	.768	340	261
8. Navonda Moore	2003-07	.715	369	264
9. Shalonda Enis	1995-97	.690	364	251
Stacey Franklin	1988-92	.747	336	251

Free Throws Attempted

Name	Seasons	Pct	FT	FTA
1. Dominique Canty	1995-99	.718	628	875
2. Shondra Johnson	1999-02	.720	534	742
3. Niesa Johnson	1991-95	.776	437	562
4. Carol Smith	1982-86	.639	355	556
5. Terri Hillard	1980-84	.563	302	536
6. Yolanda Watkins	1992-97	.711	377	530
7. Navonda Moore	2003-07	.715	264	369
8. Shalonda Enis	1995-97	.690	251	364
9. Brittney Ezell	1994-98	.666	227	341
10. Betsy Harris	1990-94	.768	261	340

Free Throw Percentage

(min. 200 attempts)

Name	Seasons	FT	FTA	Pct
1. Sandra Rushing	1982-86	168	209	.804
2. Kate Mastin	2003-07	191	244	.783
3. Niesa Johnson	1991-95	437	562	.778
4. Maverly Nettles	2004-06	174	226	.770
5. Betsy Harris	1990-94	261	340	.768
6. Amy Lannom	1988-92	213	282	.755
7. Kelly Holland	1978-82	153	203	.754
8. Stacey Franklin	1988-92	251	336	.747
9. Tracey Rutledge	1985-88	176	238	.739
10. Leslie Payne	1977-81	252	347	.726

Single-Season Leaders

Free Throws Made

Name	Season	Pct	FTA	FT
1. Dominique Canty	1997-98	.752	270	203
2. Dominique Canty	1998-99	.767	236	181
3. Shondra Johnson	2001-02	.741	243	180
4. Shondra Johnson	2000-01	.717	205	147
5. Niesa Johnson	1994-95	.820	178	146
6. Shalonda Enis	1995-96	.684	212	145
7. Dominique Canty	1996-97	.661	218	144
8. Shondra Johnson	1999-00	.669	169	113
9. Marverly Nettles	2004-05	.766	145	111
10. Yolanda Watkins	1992-93	.741	147	109
Carol Smith	1984-85	.677	161	109

MOST FREE THROWS MADE BY CLASS

Freshman: 109 - Yolanda Watkins (1992-93)
 Sophomore: 144 - Dominique Canty (1996-97)
 Junior: 203 - Dominique Canty (1997-98)
 Senior: 181 - Dominique Canty (1998-99)

Free Throws Attempted

Name	Season	Pct	FT	FTA
1. Dominique Canty	1997-98	.752	203	270
2. Shondra Johnson	2001-02	.741	180	243
3. Dominique Canty	1998-99	.767	181	236
4. Dominique Canty	1996-97	.661	144	218
5. Shalonda Enis	1995-96	.684	145	212
6. Shondra Johnson	2000-01	.717	147	205
7. Niesa Johnson	1994-95	.820	146	178
8. Shondra Johnson	1999-00	.669	113	169
9. Linda Burgess	1991-92	.635	106	167
10. Carol Smith	1985-86	.596	99	166

Free Throw Percentage

(min. 50 attempts)

Name	Season	FT	FTA	Pct
1. Margaret Fisher	1976-77	48	54	.889
2. Kate Mastin	2006-07	61	69	.884
3. Sandra Rushing	1984-85	46	53	.868
4. Cassandra Crumpton	1982-83	78	91	.857
5. Anne Cale	1977-78	49	59	.831
6. Niesa Johnson	1994-95	146	178	.820
7. Camilliah Crenshaw	1993-94	41	50	.820
8. Sandra Rushing	1985-86	76	95	.800
9. Niesa Johnson	1992-93	108	136	.794
10. Donna Conway	1981-82	57	72	.792

BEST FREE THROW PERCENTAGE BY CLASS

Freshman: .831 - Anne Cale (1977-78)
 Sophomore: .889 - Margaret Fisher (1976-77)
 Junior: .868 - Sandra Rushing (1984-85)
 Senior: .884 - Kate Mastin (2006-07)

Single Game Leaders

Free Throws Made

Name	Date/Opponent	FT
1. Shondra Johnson	Dec. 2, 2002 vs. Providence	16
2. Shondra Johnson	March 12, 1999 vs. Grambling	14
3. Beth Vice	Jan. 26, 2003 vs. Mississippi	13
Shondra Johnson	Jan. 6, 2002 vs. Kentucky	13
Dominique Canty	Dec. 1, 1999 vs. South Alabama	13
Shalonda Enis	Dec. 30, 1995 vs. W. Kentucky	13
Yolanda Watkins	Feb. 13, 1994 vs. Kentucky	13
Yolanda Watkins	Dec. 5, 1992 vs. La. Tech	13
Stacey Franklin	Feb. 17, 1991 vs. Alabama State	13
10. Manisha Redus	Jan. 26, 2003 vs. Mississippi	8

MOST FREE THROWS MADE BY CLASS

Freshman: 14 - Shondra Johnson (March 12, 1999)
 Sophomore: 13 - Yolanda Watkins (Feb. 13, 1994)
 Junior: 13 - Shalonda Enis (Dec. 30, 1995)
 Senior: 16 - Shondra Johnson (Dec. 2, 2001)

Free Throws Attempted

Name	Date/Opponent	FT
1. Shondra Johnson	Dec. 20, 2000 vs. Creighton	19
2. Shondra Johnson	Dec. 2, 2001 vs. Providence	18
Dominique Canty	Dec. 27, 1996 vs. Grambling	18
4. Shondra Johnson	Nov. 24, 2000 vs. Cal	17
Linda Burgess	Dec. 17, 1992 vs. Austin Peay	17
Sandra Murray	Jan. 23, 1978 vs. Jacksonville St.	17
7. Shondra Johnson	Feb. 7, 2002 vs. Mississippi State	16
Shondra Johnson	Feb. 3, 2002 vs. Arkansas	16
Shondra Johnson	Nov. 27, 1999 vs. Drake	16
Shondra Johnson	March 12, 1999 vs. Grambling	16
Dominique Canty	Feb. 1, 1998 vs. Tennessee	16
Yolanda Watkins	Feb. 13, 1994 vs. Kentucky	16

Free Throw Percentage

(min. 10 attempts)

Name	Date/Opponent	Pct
1. Dominique Canty	Dec. 1, 1998 vs. South Ala.	1.00 (13-13)
Yolanda Watkins	Dec. 11, 1993 vs. La. Tech	1.00 (13-13)
Yolanda Watkins	Dec. 5, 1992 vs. La. Tech	1.00 (12-12)
Betsy Harris	Feb. 9, 1991 vs. Florida	1.00 (12-12)
Shondra Johnson	Jan. 27, 2000 vs. Kentucky	1.00 (10-10)
6. Camilliah Crenshaw	Feb. 28, 1994 vs. Troy	1.00 (10-10)
7. Betsy Harris	Dec. 17, 1991 vs. Austin Peay	1.00 (10-10)
8. Lisa DePriest	Feb. 10, 1980 vs. LSU	1.00 (10-10)
9. Beth Vice	Jan. 26, 2003 at Miss.	.813 (13-16)
10. Kate Mastin	Feb. 8, 2004 vs. Vanderbilt	.700 (7-10)

BEST FREE THROW PERCENTAGE BY CLASS

Freshman: 1.00 (12-12) - Yolanda Watkins (Dec. 5, 1992)
 1.00 (12-12) - Betsy Harris (Feb. 9, 1991)
 Sophomore: 1.00 (13-13) - Yolanda Watkins (Dec. 11, 1993)
 1.00 (10-10) - Betsy Harris (Dec. 17, 1991)
 Junior: 1.00 (10-10) - Lisa DePriest (Feb. 10, 1980)
 Senior: 1.00 (13-13) - Dominique Canty (Dec. 1, 1998)
 1.00 (10-10) - Shondra Johnson (Jan. 27, 2000)
 1.00 (10-10) - Camilliah Crenshaw (Feb. 28, 1994)

**DOMINIQUE CANTY (5-10 • GUARD/FORWARD • CHICAGO, ILL.) 2,294 POINTS**

Year	GP-GS	FG-FGA	Pct	3FG-FGA	Pct	FT-FTA	Pct	Reb-Avg	A	B	S	Pts-Avg
1995-96	31-20	176-332	.530	0-7	.000	100-151	.662	210-6.8	75	15	55	452-14.6
1996-97	31-29	177-345	.513	0-5	.000	144-218	.661	226-7.3	90	13	52	498-16.1
1997-98	34-33	262-506	.518	5-24	.208	203-270	.752	241-7.1	164	16	43	732-21.5
1998-99	31-31	213-445	.479	5-16	.313	181-236	.767	232-7.5	130	9	70	612-19.8
TOTAL	127-115	828-1628	.509	10-52	.192	628-875	.718	909-7.2	459	54	220	2294-18.1

**NEISA JOHNSON (5-9 • GUARD • CLINTON, MISS.) 2,134 POINTS**

Year	GP-GS	FG-FGA	Pct	3FG-FGA	Pct	FT-FTA	Pct	Reb-Avg	A	B	S	Pts-Avg
1991-92	30-29	165-464	.356	76-231	.329	82-111	.739	212-7.1	151	6	86	488-16.3
1992-93	31-31	165-395	.418	61-173	.353	108-136	.794	167-5.4	226	13	95	499-16.1
1993-94	33-33	170-419	.406	53-160	.331	101-137	.737	181-5.5	237	15	93	494-15.0
1994-95	31-31	216-497	.435	75-200	.375	146-178	.820	185-6.0	186	13	76	653-21.1
TOTAL	125-124	716-1775	.403	265-764	.347	437-562	.778	745-6.0	800	47	350	2134-17.1

**CAROL SMITH (6-2 • CENTER • MILAN, TENN.) 2,018 POINTS**

Year	GP-GS	FG-FGA	Pct	3FG-FGA	Pct	FT-FTA	Pct	Reb-Avg	A	B	S	Pts-Avg
1982-83	29-NA	191-349	.547	--	--	89-156	.571	267-9.2	23	33	39	471-16.2
1983-84	30-NA	217-393	.552	--	--	68-93	.731	222-7.4	33	14	53	502-16.7
1984-85	28-26	189-342	.553	--	--	103-161	.640	283-10.1	29	17	44	481-17.2
1985-86	29-28	231-414	.558	--	--	102-166	.614	304-10.5	29	18	43	564-19.4
TOTAL	114-NA	828-1498	.553	--	--	362-576	.628	1076-9.3	114	82	179	2018-17.4

**YOLANDA WATKINS (6-2 • FORWARD/CENTER • DECATUR, ALA.) 1,778 POINTS**

Year	GP-GS	FG-FGA	Pct	3FG-FGA	Pct	FT-FTA	Pct	Reb-Avg	A	B	S	Pts-Avg
1992-93	31-24	174-400	.435	1-18	.056	109-147	.741	270-8.7	17	40	44	458-14.8
1993-94	33-32	194-362	.536	1-3	.333	107-164	.652	322-9.8	27	68	48	496-15.0
1994-95	30-28	190-390	.487	14-27	.519	85-121	.702	277-9.2	21	40	28	479-16.0
1996-97	31-29	130-307	.423	9-40	.225	76-98	.776	227-7.3	22	39	23	345-11.1
TOTAL	125-113	688-1459	.472	25-88	.284	377-530	.711	1096-8.8	87	187	143	1778-14.2

**TERRI HILLARD (5-10 • FORWARD • MEMPHIS, TENN.) 1,606 POINTS**

Year	GP-GS	FG-FGA	Pct	3FG-FGA	Pct	FT-FTA	Pct	Reb-Avg	A	B	S	Pts-Avg
1980-81	33-5	150-330	.455	--	--	75-135	.556	187-5.7	35	29	42	375-11.4
1981-82	28-28	237-466	.509	--	--	95-165	.576	232-8.3	32	27	43	569-20.4
1982-83	29-29	171-394	.434	--	--	88-159	.553	260-9.0	47	21	30	430-15.0
1983-84	32-32	104-252	.413	--	--	48-86	.558	157-4.9	144	14	58	256-8.0
TOTAL	120-94	662-1442	.459	--	--	306-545	.561	836-6.9	258	91	173	1630-13.4

1,000 POINT CLUB



BETSY HARRIS (5-10 • GUARD • DECATUR, MISS.) 1,522 POINTS

Year	GP-GS	FG-FGA	Pct	3FG-FGA	Pct	FT-FTA	Pct	Reb-Avg	A	B	S	Pts-Avg
1990-91	29-22	105-277	.379	43-109	.394	83-107	.776	16-0.6	54	2	35	336-11.6
1991-92	30-6	108-289	.374	49-148	.331	64-82	.780	76-2.5	43	0	37	329-11.0
1992-93	31-31	125-292	.428	89-208	.428	48-62	.774	109-3.5	40	2	44	387-12.5
1993-94	33-33	156-385	.405	91-264	.345	66-89	.742	98-3.0	50	3	29	470-14.2
TOTAL	123-92	494-1243	.397	273-729	.374	261-340	.768	299-2.4	187	7	145	1522-12.4



SHONDRA JOHNSON (5-9 • GUARD • NEW ORLEANS, LA.) 1,411 POINTS

Year	GP-GS	FG-FGA	Pct	3FG-FGA	Pct	FT-FTA	Pct	Reb-Avg	A	B	S	Pts-Avg
1998-99	31-12	80-158	.506	7-21	.333	94-125	.752	92-8.4	116	7	37	261-8.4
1999-00	27-25	114-224	.509	3-15	.200	113-169	.669	137-5.1	143	5	45	344-12.7
2000-01	27-25	106-224	.473	2-15	.133	147-205	.717	104-3.9	137	7	50	361-13.4
2001-02	30-30	130-256	.508	5-21	.238	180-243	.741	145-4.8	131	1	47	445-14.8
TOTAL	115-92	430-862	.499	17-72	.236	534-742	.720	478-4.2	527	20	179	1411-12.3



SHALONDA ENIS (6-1 • FORWARD/CENTER • CELESTE, TEXAS) 1,309 POINTS

Year	GP-GS	FG-FGA	Pct	3FG-FGA	Pct	FT-FTA	Pct	Reb-Avg	A	B	S	Pts-Avg
1995-96	32-32	296-629	.471	29-89	.326	145-212	.684	305-9.5	60	35	66	766-23.9
1996-97	32-29	202-455	.444	33-93	.355	106-152	.697	284-8.9	79	21	47	543-17.0
TOTAL	64-61	498-1084	.459	62-182	.341	251-364	.690	589-9.2	139	56	113	1309-20.5



LESLIE PAYNE (6-2 • CENTER • PENSACOLA, FLA.) 1,286 POINTS

Year	GP-GS	FG-FGA	Pct	3FG-FGA	Pct	FT-FTA	Pct	Reb-Avg	A	B	S	Pts-Avg
1977-78	27-NA	132-267	.494	--	--	37-57	.649	184-6.8	12	0	0	301-11.1
1978-79	21-NA	80-160	.500	--	--	65-88	.739	180-8.6	11	17	13	225-10.7
1979-80	27-NA	144-312	.462	--	--	62-82	.756	209-7.7	41	43	25	350-13.0
1980-81	33-NA	161-326	.494	--	--	88-120	.733	236-7.2	36	50	28	410-12.4
TOTAL	108-NA	517-1065	.485	--	--	252-347	.726	809-7.5	100	110	66	1286-11.9



CYNTHIA MCDOUGLE (6-0 • FORWARD • WAYNESBORO, MISS.) 1,261 POINTS

Year	GP-GS	FG-FGA	Pct	3FG-FGA	Pct	FT-FTA	Pct	Reb-Avg	A	B	S	Pts-Avg
1984-85	27-20	109-186	.586	--	--	32-51	.627	143-5.3	3	6	40	250-9.3
1985-86	29-25	110-211	.521	--	--	63-93	.677	166-5.7	4	1	12	283-9.7
1986-87	29-29	194-362	.536	--	--	79-116	.681	148-5.1	6	7	37	467-16.1
1988-89	28-28	120-275	.433	0-0	.000	21-35	.600	112-4.0	27	5	8	261-9.3
TOTAL	113-102	533-1034	.515	0-0	.000	195-295	.661	569-5.0	40	19	97	1261-11.2

**LAURA VAUGHN (6-1 • FORWARD • KINGSPORT, TENN.) 1,260 POINTS**


Year	GP-GS	FG-FGA	Pct	3FG-FGA	Pct	FT-FTA	Pct	Reb-Avg	A	B	S	Pts-Avg
1987-88	28-12	158-399	.396	0-3	.000	48-64	.750	170-6.1	12	11	33	364-13.0
1988-89	28-13	114-265	.430	8-29	.276	25-37	.676	129-4.6	36	8	24	261-9.3
1989-90	28-15	113-304	.372	37-114	.325	37-54	.685	172-6.1	20	10	22	300-10.7
1990-91	29-15	133-305	.436	17-70	.243	52-72	.722	193-6.7	64	9	28	335-11.6
TOTAL	113-55	518-1273	.407	62-216	.287	162-227	.714	664-5.9	132	38	107	1260-11.2

**BETH VICE (5-11 • GUARD • MT. STERLING, KY.) 1,211 POINTS**

Year	GP-GS	FG-FGA	Pct	3FG-FGA	Pct	FT-FTA	Pct	Reb-Avg	A	B	S	Pts-Avg
1998-99	26-0	61-175	.349	42-121	.347	14-15	.933	53-2.0	32	4	21	178-6.8
2000-01	30-11	104-279	.373	70-201	.348	35-46	.761	79-2.6	55	1	26	313-10.4
2001-02	31-31	127-302	.421	86-198	.434	31-35	.886	126-4.1	80	4	40	371-12.0
2002-03	28-19	114-292	.390	72-199	.362	49-62	.790	113-4.0	68	12	23	349-12.5
TOTAL	115-61	406-1048	.387	270-719	.376	129-158	.816	371-3.2	235	21	110	1211-10.5

**NAVONDA MOORE (5-10 • GUARD/FORWARD • JACKSON, MISS.) 1,185 POINTS**

Year	GP-GS	FG-FGA	Pct	3FG-FGA	Pct	FT-FTA	Pct	Reb-Avg	A	B	S	Pts-Avg
2003-04	23-3	81-191	.424	7-30	.233	46-64	.719	83-3.6	29	2	42	215-9.3
2004-05	29-12	80-198	.404	17-44	.386	60-86	.698	112-3.9	20	5	23	237-8.2
2005-06	27-19	114-289	.394	24-85	.282	86-123	.699	129-4.8	51	10	49	338-12.5
2006-07	29-26	143-357	.401	37-129	.287	72-96	.750	119-4.1	49	12	61	395-13.6
TOTAL	108-60	418-1035	.404	85-288	.295	264-369	.715	443-4.1	149	29	175	1185-11.0

**MONIQUE BIVENS (5-9 • GUARD • ALABASTER, ALA.) 1,174 POINTS**

Year	GP-GS	FG-FGA	Pct	3FG-FGA	Pct	FT-FTA	Pct	Reb-Avg	A	B	S	Pts-Avg
2001-02	31-0	70-150	.467	27-56	.482	23-37	.622	92-3.0	13	6	15	190-6.1
2002-03	28-18	80-227	.352	53-138	.384	19-30	.633	87-3.1	17	5	17	232-8.3
2003-04	28-13	143-372	.384	55-183	.301	61-80	.763	136-4.9	21	3	25	402-14.4
2004-05	29-23	122-326	.374	58-171	.339	48-68	.706	109-3.8	28	5	22	350-12.1
TOTAL	116-54	415-1075	.386	193-548	.352	151-215	.702	424-3.7	79	19	79	1174-10.1

**GLENDA BOSS (5-10 • GUARD • TENNILLE, GA.) 1,168 POINTS**

Year	GP-GS	FG-FGA	Pct	3FG-FGA	Pct	FT-FTA	Pct	Reb-Avg	A	B	S	Pts-Avg
1977-78	28-NA	130-263	.494	--	--	40-68	.588	189-6.8	21	0	0	300-10.7
1978-79	17-NA	84-166	.506	--	--	53-77	.688	112-6.6	2	2	10	221-13.0
1979-80	20-NA	111-234	.474	--	--	46-61	.754	138-6.9	18	3	24	268-13.4
1980-81	32-27	164-355	.462	--	--	51-73	.699	171-5.3	19	3	36	379-11.8
TOTAL	97-NA	489-1018	.480	--	--	190-279	.681	610-6.3	60	8	70	1168-12.0

1,000 POINT CLUB



CASSANDRA CRUMPTON (5-11 • GUARD • ORRVILLE, ALA.) 1,091 POINTS

Year	GP-GS	FG-FGA	Pct	3FG-FGA	Pct	FT-FTA	Pct	Reb-Avg	A	B	S	Pts-Avg
1982-83	29-29	227-510	.455	--	--	78-91	.857	211-7.3	74	6	60	532-18.3
1983-84	32-31	256-515	.497	--	--	47-66	.712	185-5.8	62	5	82	559-17.5
TOTAL	61-60	483-1025	.471	--	--	125-157	.796	396-6.5	136	11	142	1091-17.9



LINDA BURGESS (6-1 • FORWARD • MADISON, ALA.) 1,069 POINTS

Year	GP-GS	FG-FGA	Pct	3FG-FGA	Pct	FT-FTA	Pct	Reb-Avg	A	B	S	Pts-Avg
1990-91	29-28	186-358	.520	0-0	.000	87-134	.649	228-7.9	29	21	45	459-15.8
1991-92	30-29	252-444	.568	0-0	.000	106-167	.635	247-8.2	14	26	47	610-20.3
TOTAL	59-57	438-802	.546	0-0	.000	193-301	.641	475-8.1	43	47	92	1069-18.1



TRACEY RUTLEDGE (5-6 • GUARD • HULL, GA.) 1,069 POINTS

Year	GP-GS	FG-FGA	Pct	3FG-FGA	Pct	FT-FTA	Pct	Reb-Avg	A	B	S	Pts-Avg
1985-86	29-10	97-238	.408	--	--	21-32	.656	63-2.2	68	7	29	215-7.4
1986-87	28-23	184-428	.430	--	--	79-102	.775	69-2.5	91	8	53	447-16.0
1987-88	28-28	149-376	.395	33-105	.314	76-104	.724	83-3.0	109	8	49	407-14.5
TOTAL	85-65	430-1042	.413	33-105	.314	176-238	.739	215-2.5	269	25	132	1069-12.6



LANISHA CARTWELL (6-2 • CENTER • MONTEVALLO, ALA.) 1,066 POINTS

Year	GP-GS	FG-FGA	Pct	3FG-FGA	Pct	FT-FTA	Pct	Reb-Avg	A	B	S	Pts-Avg
1998-99	30-0	40-84	.476	0-0	.000	22-38	.579	48-1.6	6	17	7	102-3.4
1999-00	29-22	97-186	.522	0-0	.000	51-82	.622	139-4.8	7	18	17	245-8.4
2000-01	31-28	142-276	.514	0-0	.000	73-99	.737	189-6.1	19	24	6	357-11.5
2001-02	31-30	140-264	.530	0-0	.000	82-117	.701	154-5.0	11	16	11	362-11.7
TOTAL	121-80	419-810	.517	0-0	.000	228-336	.679	530-4.4	43	75	41	1066-8.8



BRITTNEY EZELL (5-5 • GUARD • FRANKLIN, TENN.) 1,024 POINTS

Year	GP-GS	FG-FGA	Pct	3FG-FGA	Pct	FT-FTA	Pct	Reb-Avg	A	B	S	Pts-Avg
1994-95	31-26	58-182	.319	35-121	.289	59-86	.686	97-3.1	77	3	23	210-6.8
1995-96	32-31	81-249	.325	53-170	.312	46-77	.597	84-2.6	180	0	46	261-8.2
1996-97	31-30	50-188	.266	43-144	.299	37-50	.750	66-2.2	143	1	41	180-5.8
1997-98	34-34	109-294	.371	70-207	.338	85-128	.664	106-3.1	220	2	56	373-11.0
TOTAL	128-120	298-913	.326	201-642	.313	227-341	.666	353-2.8	620	6	166	1024-8.0



LAURA HEARD (5-9 • FORWARD • ELBERTON, GA.) 1,015 POINTS

Year	GP-GS	FG-FGA	Pct	3FG-FGA	Pct	FT-FTA	Pct	Reb-Avg	A	B	S	Pts-Avg
1986-87	27-0	51-91	.560	--	--	36-56	.642	105-3.8	5	1	20	138-5.1
1987-88	28-27	121-212	.571	0-0	.000	65-91	.714	198-7.1	14	5	31	307-11.0
1988-89	27-24	127-239	.531	0-0	.000	70-99	.707	270-10.0	5	3	23	324-12.0
1989-90	20-20	103-208	.495	0-0	.000	40-60	.667	149-7.5	10	16	15	246-12.3
TOTAL	102-71	402-750	.536	0-0	.000	211-306	.690	722-7.1	34	25	89	1015-10.0

REBOUNDS, GAME

1.	24	Leslie Payne	(Feb. 23, 1979 vs UAB)
2.	22	Carol Smith	(Jan. 6, 1986 vs UAB)
3.	21	Laura Heard	(Jan. 30, 1989 vs ETSU)
	21	Michelle Smith	(Feb. 13, 1990 vs Miss. St.)
5.	20	Carol Smith	(Dec. 1, 1982 vs Memphis St.)
6.	19	Carol Smith	(Feb. 5, 1986 vs Georgia)
	19	Monique Bivins	(Dec. 5, 2004 vs UT-San Antonio)
8.	18	Michelle Smith	(Jan. 23, 1991 vs Tuskegee)
	18	Laura Heard	(Feb. 17, 1989 vs Kentucky)
	18	Carol Smith	(Dec. 1, 1984 vs Miss. Coll.)
	18	Carol Smith	(Jan. 7, 1984 vs Georgia State)
12.	17	Dee Merriweather	(Jan. 20, 2005 vs S. Carolina)
	17	Dee Merriweather	(Jan. 9, 2005 vs Kentucky)
	17	Dominique Canty	(Dec. 10, 1998 vs Florida)
	17	Yolanda Watkins	(April 2, 1994 vs La. Tech)
	17	Yolanda Watkins	(Jan. 22, 1994 vs S. Carolina)
	17	Niesa Johnson	(Dec. 17, 1991 vs DePaul)
	17	Carol Smith	(Jan. 30, 1985 vs Troy State)
	17	Pam Timmerman	(Dec. 16, 1984 vs Portland)

REBOUNDS, SEASON

1.	320	Yolanda Watkins	(1993-94)
2.	309	Carol Smith	(1985-86)
3.	305	Shalonda Enis	(1995-96)
4.	291	Sandra Murray	(1977-78)
5.	284	Shalonda Enis	(1996-97)
6.	278	Carol Smith	(1984-85)
7.	270	Laura Heard	(1988-89)
8.	267	Yolanda Watkins	(1992-93)
9.	264	Sylvia Akers	(1981-82)
10.	262	Justina Smith	(1983-84)
11.	253	LaToya Caudle	(1998-99)
12.	250	Carol Smith	(1982-83)
13.	247	Linda Burgess	(1991-92)
	247	Terri Hillard	(1982-83)
15.	241	Dominique Canty	(1997-98)

YEAR-BY-YEAR REBOUNDING LEADERS

1974-75	Julie Ellis	9.7
1975-76	Mary Hudgins	9.9
1976-77	Mary Hudgins	8.2
1977-78	Sandra Murray	9.4
1978-79	Leslie Payne	8.6
1979-80	Leslie Payne	7.7
1980-81	Leslie Payne	7.2
1981-82	Sylvia Akers	9.4
1982-83	Carol Smith	9.2
1983-84	Justina Smith	9.2
1984-85	Carol Smith	10.1
1985-86	Carol Smith	10.5
1986-87	Cynthia McDougle	5.1
1987-88	Laura Heard	5.1
1988-89	Laura Heard	7.1
1989-90	Laura Heard	10.0
1990-91	Linda Burgess	7.9
1991-92	Linda Burgess	8.2
1992-93	Yolanda Watkins	8.7
1993-94	Yolanda Watkins	9.8
1994-95	Yolanda Watkins	9.2
1995-96	Shalonda Enis	9.5
1996-97	Shalonda Enis	8.9
1997-98	Dominique Canty	7.1
	Tausha Mills	7.1
1998-99	LaToya Caudle	8.2
1999-00	Joni Crenshaw	5.6
2000-01	LaNisha Cartwell	6.1

2001-02	LaNisha Cartwell	5.0
2002-03	Jamilah Jones	7.8
2003-04	Dee Merriweather	7.6
2004-05	Dee Merriweather	6.8
2005-06	Dee Merriweather	8.4
2006-07	Talisha Chandler	6.6
2007-08	Talisha Chandler	7.3

REBOUNDS PER GAME, SEASON

1.	10.7	Carol Smith	(1985-86)
2.	10.1	Carol Smith	(1984-85)
3.	10.0	Laura Heard	(1988-89)
4.	9.9	Mary Hudgins	(1975-76)
5.	9.7	Yolanda Watkins	(1994-94)
	9.7	Julie Ellis	(1974-75)
7.	9.5	Shalonda Enis	(1995-96)
8.	9.4	Sylvia Akers	(1981-82)
	9.4	Sandra Murray	(1977-78)
10.	9.3	Carol Smith	(1982-83)
11.	9.2	Yolanda Watkins	(1994-95)
12.	9.1	Terri Hillard	(1982-83)
13.	8.9	Shalonda Enis	(1996-97)
14.	8.6	Yolanda Watkins	(1992-93)
	8.6	Leslie Payne	(1978-79)

REBOUNDS PER GAME, CAREER

1.	9.3	Carol Smith	(1982-86)
2.	9.2	Shalonda Enis	(1995-97)
3.	8.7	Yolanda Watkins	(1992-97)
4.	8.2	Justina Smith	(1983-84)
5.	8.1	Linda Burgess	(1990-92)
6.	7.2	Dominique Canty	(1995-99)
	7.2	Leslie Payne	(1977-81)
8.	7.0	Laura Heard	(1986-90)
9.	6.9	Terri Hillard	(1980-84)
10.	6.8	Dee Merriweather	(2002-06)
11.	6.7	Sylvia Akers	(1980-82)
12.	6.6	Harriet Barnes	(2005-2007)
13.	6.5	Cassandra Crumpton	(1982-84)
14.	6.0	Tausha Mills	(1996-99)
15.	5.9	Niesa Johnson	(1991-95)

REBOUNDS, CAREER

1.	1214	Yolanda Watkins	(1992-97)
2.	1055	Carol Smith	(1982-86)
3.	909	Dominique Canty	(1995-99)
4.	823	Terri Hillard	(1980-84)
5.	809	Leslie Payne	(1977-81)
6.	757	Dee Merriweather	(2002-06)
7.	741	Niesa Johnson	(1991-95)
8.	664	Laura Vaughn	(1987-91)
9.	614	Latrish Jones	(1995-99)
10.	589	Shalonda Enis	(1995-97)
	589	Stacey Franklin	(1988-92)
12.	583	Michelle Smith	(1987-91)
13.	574	Cynthia McDougle	(1984-89)
14.	556	Marlene Stevenson	(1992-95)
15.	530	LaNisha Cartwell	(1998-02)

ASSIST RECORDS

ASSISTS, GAME

1.	16	Shelly Pyles	(Feb. 12, 1986 vs Kentucky)
2.	15	Niesa Johnson	(March 5, 1994 vs Ole Miss)
3.	14	Niesa Johnson	(March 18, 1995 vs Duke)
	14	Niesa Johnson	(Jan. 18, 1993 vs S. Alabama)
5.	13	Brittney Ezell	(Jan. 18, 1998 vs Miss. St.)
	13	Brittney Ezell	(Dec. 18, 1997 vs UCLA)
	13	Brittney Ezell	(Feb. 3, 1996 vs LSU)
	13	Niesa Johnson	(Feb. 6, 1993 vs Miss. St.)
	13	Niesa Johnson	(Dec. 29, 1992 vs Ga. Tech)
	13	Amy Lannom	(Feb. 9, 1991 vs Florida)
11.	12	Manisha Redus	(Dec. 8, 2002 vs E. Carolina)
	12	Dominique Canty	(Dec. 6, 1998 vs Penn St.)
	12	Brittney Ezell	(Dec. 18, 1995 vs Beth.-Cook.
	12	Niesa Johnson	(Jan. 18, 1994 vs Mercer)
	12	Amy Lannom	(Feb. 23, 1991 vs Miss. St.)
	12	Sandra Rushing	(Nov. 22, 1985 vs Tenn. St.)
	12	Lisa Leonard	(Jan. 14, 1983 vs DePaul)
	12	Jackie White	(Jan. 3, 1981 vs LSU)

ASSISTS, SEASON

1.	237	Niesa Johnson	(1993-94)
2.	226	Niesa Johnson	(1992-93)
3.	220	Brittney Ezell	(1997-98)
4.	186	Niesa Johnson	(1994-95)
5.	180	Dominique Canty	(1995-96)
6.	165	Shelly Pyles	(1986-87)
7.	164	Dominique Canty	(1997-98)
8.	151	Niesa Johnson	(1991-92)
9.	145	Mary Beasley	(1980-81)
10.	144	Terri Hillard	(1983-84)
11.	143	Brittney Ezell	(1996-97)
	143	Sandra Rushing	(1985-86)
13.	141	Shondra Johnson	(1999-00)
14.	137	Shondra Johnson	(2000-01)
15.	131	Shondra Johnson	(2001-02)

YEAR-BY-YEAR ASSIST LEADERS

1974-75	Leila Jones	3.9
1976-77	Mary Hudgins	3.2
1977-78	Beverly White	2.6
1978-79	Sandra Murray	1.5
1979-80	Susan Cunningham	3.2
1980-81	Mary Beasley	4.4
1981-82	Donna Conaway	2.9
	Kristie Snyder	2.9
1982-83	Lisa Leonard	2.6
1983-84	Terri Hillard	4.5
1984-85	Sandra Rushing	3.9
1985-86	Sandra Rushing	5.2
1986-87	Shelly Pyles	5.8
1987-88	Shelly Pyles	4.9
1988-89	Amy Lannom	4.1
1989-90	Amy Lannom	3.2
1990-91	Amy Lannom	4.4
1991-92	Niesa Johnson	5.0
1992-93	Niesa Johnson	7.3
1993-94	Niesa Johnson	7.2
1994-95	Niesa Johnson	6.0
1995-96	Brittney Ezell	5.6
1996-97	Brittney Ezell	4.6
1997-98	Brittney Ezell	6.5
1998-99	Dominique Canty	4.2
1999-00	Shondra Johnson	5.3
2000-01	Shondra Johnson	5.1

2001-02	Shondra Johnson	4.4
2002-03	Manisha Redus	4.7
2003-04	Manisha Redus	3.4
2004-05	Kate Mastin	2.5
2005-06	Leah Drury	2.4
2006-07	Nikki Davis	3.1
2007-08	Dedrea Magee	3.3

ASSISTS, CAREER

1.	800	Niesa Johnson	(1991-95)
2.	620	Brittney Ezell	(1994-99)
3.	525	Shondra Johnson	(1999-02)
4.	505	Shelly Pyles	(1984-88)
5.	459	Dominique Canty	(1995-99)
6.	441	Amy Lannom	(1988-92)
7.	368	Sandra Rushing	(1982-86)
8.	280	Madonna Thompson	(1991-95)
9.	268	Tracey Rutledge	(1985-88)
10.	252	Terri Hillard	(1980-84)
11.	251	Manisha Redus	(2001-04)
12.	236	Beth Vice	(1998-03)
13.	229	Kate Mastin	(2002-07)
14.	223	Stacey Franklin	(1988-92)
15.	187	Betsy Harris	(1990-94)

ASSISTS PER GAME, SEASON

1.	7.3	Niesa Johnson	(1992-93)
2.	7.2	Niesa Johnson	(1993-94)
3.	6.5	Brittney Ezell	(1997-98)
4.	6.0	Niesa Johnson	(1994-95)
5.	5.7	Shelly Pyles	(1986-87)
6.	5.6	Brittney Ezell	(1995-96)
7.	5.2	Shondra Jackson	(1999-00)
8.	5.1	Sandra Rushing	(1985-86)
	5.1	Shondra Johnson	(2000-01)
10.	5.0	Niesa Johnson	(1991-92)
11.	4.8	Dominique Canty	(1997-98)
12.	4.7	Manisha Redus	(2002-03)
13.	4.6	Brittney Ezell	(1996-97)
	4.6	Shelly Pyles	(1987-88)
15.	4.5	Terri Hillard	(1983-84)

ASSISTS PER GAME, CAREER

1.	6.4	Niesa Johnson	(1991-95)
2.	4.8	Brittney Ezell	(1994-99)
3.	4.6	Shondra Johnson	(1998-02)
4.	4.4	Mary Beasley	(1980-81)
5.	4.3	Shelly Pyles	(1984-88)
6.	3.9	Amy Lannom	(1988-92)
7.	3.8	Hazel Hall	(1980-81)
8.	3.6	Dominique Canty	(1995-99)
9.	3.4	Sandra Rushing	(1982-86)
10.	3.3	Yalika Barnes	(1999-00)
11.	3.2	Tracey Rutledge	(1985-88)
12.	3.1	Manisha Redus	(2001-04)
13.	2.9	Kristy Snyder	(1981-82)
14.	2.9	Melissa Del-Valle	(1991-93)
15.	2.8	Tina Moore	(1986-88)

STEALS, GAME

1.	9	Dominique Canty	(Feb. 21, 1999 vs Vanderbilt)
	9	Niesa Johnson	(Feb. 20, 1993 vs Arkansas)
3.	8	Yolanda Watkins	(Jan. 30, 1994 vs LSU)
	8	Niesa Johnson	(Feb. 28, 1993 vs Georgia)
	8	Tina Moore	(Feb. 8, 1988 vs MTSU)
6.	7	Marverly Nettles	(Nov. 22, 2004 vs MTSU)
	7	Beth Vice	(Dec. 29, 2001 vs MTSU)
	7	Shalonda Enis	(Nov. 25, 1993 vs Maine)
	7	Niesa Johnson	(Jan. 18, 1994 vs Mercer)
	7	Stacey Franklin	(Feb. 6, 1992 vs Alabama State)
	7	Niesa Johnson	(Feb. 1, 1992 vs Kentucky)
	7	Melissa Del-Valle	(Nov. 29, 1991 vs NE Louisiana)
	7	Tina Moore	(Feb. 26, 1988 vs Alabama State)
	7	Shelly Pyles	(Dec. 6, 1986 vs S.F. Austin)
	7	Shelly Pyles	(Nov. 28, 1986 vs Florida A&M)
	7	Cynthia McDougle	(Dec. 16, 1984 vs Portland)
	7	Shelly Pyles	(Dec. 3, 1984 vs West Florida)
	7	Audrey Gavin	(Feb. 4, 1984 vs Delta State)
	7	Terri Hillard	(Jan. 4, 1984 vs Auburn)
	7	Cassandra Crumpton	(Dec. 18, 1983 vs Louisville)

STEALS, SEASON

1.	95	Niesa Johnson	(1992-93)
2.	93	Niesa Johnson	(1993-94)
3.	89	Shelly Pyles	(1986-87)
4.	86	Niesa Johnson	(1991-92)
5.	82	Cassandra Crumpton	(1983-84)
6.	80	Tina Moore	(1987-88)
7.	76	Niesa Johnson	(1994-95)
8.	71	Shelly Pyles	(1986-87)
9.	70	Dominique Canty	(1998-99)
10.	66	Shalonda Enis	(1995-96)
11.	62	Mary Beasley	(1980-81)
12.	61	Amy Lannom	(1991-92)
	61	Navonda Moore	(2006-07)
14.	59	Melissa Del-Valle	(1991-92)
	59	Madonna Thompson	(1994-95)

STEALS, CAREER (MIN. 25 GAMES)

1.	350	Niesa Johnson	(1991-95)
2.	251	Shelly Pyles	(1984-88)
3.	219	Dominique Canty	(1995-99)
4.	182	Madonna Thompson	(1992-95)
5.	176	Shondra Johnson	(1999-02)
6.	175	Navonda Moore	(2003-07)
7.	172	Carol Smith	(1982-86)
8.	171	Amy Lannom	(1988-92)
	171	Terri Hillard	(1980-84)
10.	166	Brittney Ezell	(1994-99)
11.	145	Betsy Harris	(1990-94)
12.	141	Sissy Braden	(1986-90)
13.	140	Yolanda Watkins	(1992-97)
14.	132	Cassandra Crumpton	(1982-84)
15.	131	Tracey Rutledge	(1985-88)

BLOCKS, GAME

1.	9	Terri Hillard	(March 5, 1981 vs Mississippi College)
2.	7	Yolanda Watkins	(Feb. 20, 1993 vs Arkansas)
3.	6	Yolanda Watkins	(March 26, 1994 vs Penn State)
	6	Yolanda Watkins	(Dec. 4, 1994 vs Tenn. State)
	6	Yolanda Watkins	(Jan. 30, 1994 vs LSU)
	6	Yolanda Watkins	(Jan. 12, 1994 vs Troy State)
7.	5	Dee Merriweather	(Jan. 16, 2005 vs LSU)
	5	Joni Crenshaw	(Feb. 21, 1999 vs Vanderbilt)
	5	Tausha Mills	(Feb. 5, 1998 vs UNC-Charlotte)
	5	Tausha Mills	(Dec. 19, 1996 vs Penn State)
	5	DeeDee Davis	(Feb. 20, 1984 vs Mississippi)
	5	Carol Smith	(Jan. 22, 1983 vs LSU)
	5	Leslie Payne	(Jan. 3, 1981 vs LSU)
	5	Terri Hillard	(Nov. 19, 1980 vs Vanderbilt)

BLOCKS, SEASON

1.	68	Yolanda Watkins	(1993-94)
2.	61	Tausha Mills	(1997-98)
3.	52	Dee Merriweather	(2004-05)
4.	50	Leslie Payne	(1980-81)
5.	49	Dee Merriweather	(2005-06)

6.	48	Leslie Payne	(1980-81)
7.	40	Yolanda Watkins	(1992-93)
	40	Yolanda Watkins	(1994-95)
9.	39	Yolanda Watkins	(1996-97)
10.	38	Terri Hillard	(1980-81)
11.	35	Shalonda Enis	(1995-96)
12.	34	Joni Crenshaw	(1999-00)
13.	30	DeeDee Davis	(1983-84)
14.	29	Tawana Freeman	(2003-04)
	29	Jamilah Johns	(2002-03)
	29	Carol Smith	(1982-83)

BLOCKS, CAREER

1.	187	Yolanda Watkins	(1992-97)
2.	138	Dee Merriweather	(2002-06)
3.	125	Leslie Payne	(1977-81)
4.	103	Joni Crenshaw	(1998-01)
5.	98	Terri Hillard	(1980-84)
6.	82	Tausha Mills	(1996-99)
7.	81	DeeDee Davis	(1983-87)
8.	78	Carol Smith	(1982-86)
9.	73	LaNisha Cartwell	(1998-02)
10.	57	Michelle Smith	(1987-91)
11.	56	Shalonda Enis	(1995-97)
12.	55	Latrish Jones	(1995-99)
13.	53	Dominique Cantry	(1995-99)
14.	47	Linda Burgess	(1990-92)
	47	Niesa Johnson	(1991-95)

GAMES PLAYED, SEASON

1.	34	Leah Goss	(1997-98)
	34	Dominique Canty	(1997-98)
	34	Brittney Ezell	(1997-98)
	34	Tausha Mills	(1997-98)
	34	LaToya Caudle	(1997-98)
6.	10 tied at 33 games		

GAMES STARTED, SEASON

1.	33	Leslie Payne	(1980-81)
	33	Betsy Harris	(1993-94)
3.	32	Mary Beasley	(1980-81)
	32	Niesa Johnson	(1993-94)
5.	14 tied at 31 games		

GAMES PLAYED, CAREER

1.	128	Brittney Ezell	(1994-99)
2.	127	Dominique Canty	(1995-99)
3.	125	Niesa Johnson	(1991-95)
	125	Yolanda Watkins	(1992-97)
5.	123	Madonna Thompson	(1991-95)
	123	Betsy Harris	(1990-94)
	123	Latrish Jones	(1995-99)
8.	121	Pam Duncan	(1994-99)
	121	LaNisha Cartwell	(1998-02)
10.	120	Terri Hillard	(1980-84)
11.	116	Monique Bivins	(2001-05)
12.	115	Beth Vice	(1998-03)
	115	Shondra Johnson	(1998-02)
	115	Stacey Franklin	(1988-92)

GAMES STARTED, CAREER

1.	121	Niesa Johnson	(1991-95)
2.	114	Brittney Ezell	(1994-99)
3.	113	Yolanda Watkins	(1992-97)
4.	108	Dominique Canty	(1995-99)
5.	99	Cynthia McDougle	(1984-89)
6.	93	Betsy Harris	(1990-94)
7.	92	Madonna Thompson	(1991-95)
8.	91	Shondra Johnson	(1998-02)
9.	90	Carol Smith	(1982-86)
10.	89	Amy Lannom	(1988-92)
11.	84	Stacey Franklin	(1988-92)
12.	83	Shelly Pyles	(1984-88)
13.	81	Marlene Stevenson	(1992-95)
14.	80	Dee Merriweather	(2002-06)
15.	79	LaNisha Cartwell	(1998-02)

MISCELLANEOUS RECORDS

CRIMSON TIDE VICTORIES VS. AP TOP 25

Opponent - Result	Date	Location
Alabama 82 - No. 18 Mississippi College	Jan. 28, 1977	Tuscaloosa, Ala.
Alabama 66 - No. 20 Kentucky 62	Jan. 20, 1978	Lexington, Ky.
Alabama 72 - No. 18 Memphis State	Feb. 19, 1979	Tuscaloosa, Ala.
Alabama 77 - No. 3 Tennessee 71	Jan. 3, 1981	Baton Rouge, La.
No. 18 Alabama 80 - No. 14 N.C. State 72	Dec. 4, 1983	Chapel Hill, N.C.
No. 16 Alabama 78 - No. 20 Kentucky 49	Dec. 20, 1983	Lexington, Ky.
No. 17 Alabama 65 - No. 14 Auburn 56	Jan. 5, 1984	Auburn, Ala.
Alabama 64 - No. 13 Auburn 60	Feb. 9, 1984	Tuscaloosa, Ala.
No. 20 Alabama 80 - No. 6 Mississippi 65	Feb. 20, 1984	Tuscaloosa, Ala.
No. 17 Alabama 85 - No. 10 Tennessee 66	March 3, 1984	Athens, Ga.!
Alabama 84 - No. 9 Auburn 67	Feb. 18, 1985	Tuscaloosa, Ala.
Alabama 67 - No. 16 LSU 66	Jan. 20, 1990	Tuscaloosa, Ala.
Alabama 71 - No. 11 Auburn 68	Feb. 21, 1990	Tuscaloosa, Ala.
Alabama 93 - No. 16 Houston 80	Dec. 20, 1991	Tuscaloosa, Ala.
Alabama 80 - No. 18 LSU 72	Jan. 18, 1992	Tuscaloosa, Ala.
Alabama 103 - No. 23 Georgia Tech 101 (OT)	Dec. 29, 1992	Philadelphia, Pa.
No. 16 Alabama 99 - No. 5 Louisiana Tech 77	Dec. 11, 1993	Tuscaloosa, Ala.
No. 11 Alabama 70 - No. 25 Georgia 57	Jan. 5, 1994	Tuscaloosa, Ala.
No. 17 Alabama 84 - No. 22 Auburn 71	Feb. 16, 1994	Tuscaloosa, Ala.
No. 16 Alabama 76 - No. 24 Mississippi 64	Feb. 26, 1994	Oxford, Miss.
No. 16 Alabama 86 - No. 24 Mississippi 84 (OT)	March 4, 1994	Chattanooga, Tenn.!
No. 10 Alabama 71 - No. 6 Vanderbilt 63	Jan. 8, 1995	Tuscaloosa, Ala.
No. 18 Alabama 84 - No. 15 Mississippi 78	Feb. 27, 1995	Tuscaloosa, Ala.
No. 19 Alabama 92 - No. 8 Arkansas 85 (OT)	Jan. 4, 1996	Fayetteville, Ark.
No. 18 Alabama 69 - No. 25 Auburn 67	Jan. 24, 1996	Tuscaloosa, Ala.
No. 12 Alabama 73 - No. 17 Florida 54	Feb. 17, 1996	Tuscaloosa, Ala.
No. 13 Alabama 65 - No. 16 Auburn 59	March 2, 1996	Chattanooga, Tenn.!
No. 10 Alabama 88 - No. 23 N.C. State 68	March 17, 1996	Tuscaloosa, Ala.*
No. 7 Alabama 68 - No. 9 Penn State 47	Dec. 19, 1996	Myrtle Beach, S.C.
No. 7 Alabama 88 - No. 19 North Carolina 74	Dec. 20, 1996	Myrtle Beach, S.C.
No. 6 Alabama 68 - No. 18 Auburn 65	Jan. 7, 1997	Auburn, Ala.
No. 5 Alabama 68 - No. 4 Georgia 64	Jan. 15, 1997	Athens, Ga.
No. 7 Alabama 102 - No. 17 Arkansas 61	Feb. 6, 1997	Tuscaloosa, Ala.
No. 7 Alabama 86 - No. 10 Florida 81	Feb. 16, 1997	Gainesville, Fla.
No. 6 Alabama 70 - No. 15 Vanderbilt 60	Feb. 23, 1997	Tuscaloosa, Ala.
No. 7 Alabama 85 - No. 23 Arkansas 63	March 1, 1997	Chattanooga, Tenn.!
Alabama 62 - No. 18 Auburn 46	Jan. 7, 1998	Tuscaloosa, Ala.
No. 24 Alabama 90 - No. 23 Georgia 77	Feb. 8, 1998	Tuscaloosa, Ala.
No. 24 Alabama 73 - No. 8 Florida 51	Feb. 14, 1998	Tuscaloosa, Ala.
No. 20 Alabama 74 - No. 12 Florida 61	Feb. 28, 1998	Columbus, Ga.!
No. 11 Alabama 75 - No. 25 UCLA 74	March 15, 1998	Tuscaloosa, Ala.*
No. 7 Alabama 79 - No. 8 Old Dominion 68	Dec. 5, 1998	Richmond, Va.
No. 25 Alabama 72 - No. 17 Auburn 57	Feb. 11, 1999	Tuscaloosa, Ala.
No. 24 Alabama 76 - No. 23 Auburn 72	Feb. 26, 1999	Chattanooga, Tenn.!
Alabama 72 - No. 7 LSU 68	Feb. 10, 2000	Tuscaloosa, Ala.
Alabama 60 - No. 25 Auburn 53	Jan. 11, 2001	Tuscaloosa, Ala.
Alabama 65 - No. 25 Mississippi State 62	Jan. 21, 2001	Starkville, Miss.
Alabama 78 - No. 22 Auburn 70	Jan. 24, 2002	Tuscaloosa, Ala.
Alabama 92 - No. 25 Mississippi State 86	Feb. 7, 2002	Tuscaloosa, Ala.
Alabama 70 - No. 24 BYU 59	Dec. 21, 2002	Albuquerque, N.M.

! SEC Tournament game

* NCAA Tournament game

CRIMSON TIDE 100+ POINT GAMES

Date	Score	Opponent	Location
Jan. 17, 1976	101-40	Tuskegee	H
Feb. 9, 1976	106-64	Montevallo	H
Jan. 14, 1980	104-72	Alabama-Huntsville	A
Dec. 27, 1983	102-42	Xavier	N
Dec. 29, 1983	113-47	Queens College	A
Feb. 1, 1985	100-67	Georgia State	H
Dec. 18, 1986	102-58	Illinois-Chicago	H
Nov. 27, 1987	103-56	Tennessee State	A
Nov. 29, 1988	107-43	Tennessee State	H
Nov. 25, 1989	102-70	Georgia State	A
Nov. 30, 1990	106-41	Tuskegee	N
Feb. 13, 1991	105-74	Alabama State	H
Nov. 26, 1991	103-62	Alabama State	H
Nov. 29, 1991	118-86	Northeast Louisiana	N
Dec. 6, 1991	100-80	Cincinnati	N
Dec. 7, 1991	101-69	Middle Tennessee State	A
Jan. 4, 1992	103-101	Florida	H!
Jan. 13, 1992	114-90	Appalachian State	A
Feb. 20, 1992	100-75	Oral Roberts	H
Feb. 24, 1992	110-51	Mississippi Valley State	H
Feb. 29, 1992	105-81	Georgia	H
March 18, 1992	100-87	Tennessee Tech	H
Dec. 15, 1992	111-79	Austin Peay State	H
Dec. 18, 1992	117-51	Grambling State	H
Dec. 29, 1992	103-101	Georgia Tech	N#
Feb. 3, 1993	107-64	Loyola-Chicago	H
Feb. 6, 1993	102-89	Mississippi State	A
Feb. 25, 1993	122-52	Oral Roberts	H
March 5, 1993	106-86	LSU	N
March 17, 1993	102-70	Georgia Southern	H
Dec. 29, 1993	107-53	East Carolina	N
Jan. 12, 1994	119-43	Troy State	A
Jan. 18, 1994	101-46	Mercer	H
Feb. 28, 1994	101-66	Troy State	H
Dec. 3, 1994	105-87	Notre Dame	N
Dec. 9, 1994	102-50	Lamar	N
Dec. 29, 1994	119-46	UNC-Asheville	N
Jan. 3, 1995	102-64	East Tennessee State	H
March 18, 1995	121-120	Duke	H\$
Jan. 31, 1996	105-42	Alabama State	H
Nov. 28, 1996	102-74	Arizona State	N
Jan. 17, 1997	101-67	Oral Roberts	A
Feb. 6, 1997	102-61	Arkansas	H
Dec. 2, 1997	104-43	Samford	H
Feb. 21, 1999	102-59	Vanderbilt	H
Nov. 20, 2001	101-58	Troy State	H
Dec. 2, 2006	102-48	Savannah State	H

! - overtime loss

- overtime game

* school record

\$ - four overtimes

A

Akers, Sylvia, F/C1981-82
Gainesville, Ga.
Alexander, Sharrona, F1993-94
Murfreesboro, Tenn.
Allen, Taquilla, G/F2000-01
Pleasant Grove, Ala.
Allen, Taylor, G2008
Pinson, Ala.
Ame, Stephanie, G1978

B

Baragry, Rebecca, G1997
Melbourne, Australia
Bankhead, Wanda, G1979
Florence, Ala.
Barnes, Yalika "Boo", G2000-01
Montgomery, Ala.
Barnes, Harriet, F/C2005-07
Birmingham, Ala.
Barrett, Donna, F1979
Kennesaw, Ga.
Barrier, Kim, G1987
Elkhart, Ind.
Beasley, Mary, G1981
Bowdon, Ga.
Beaty, Julie, G1987-90
Ider, Ala.
Belcher, Kari, G1998-2000
Mt. Olive, Ala.
Bellinger, Crystal, G2005-06
Manhattan, N.Y.
Bethel, Latasha, F1989-90
Decatur, Ga.
Biddle, Tauwana, G1975-76
Bivins, Monique, G2002-05
Alabaster, Ala.
Blackwell, Linda, G1979
Huntsville, Ala.
Blands, Camilla, G2005-09
Naerum, Denmark
Blesch, Becky, G1998
Ringgold, Ga.
Boss, Glenda, F1978-81
Tennille, Ga.
Bowden, Tracy, C1988-91
Rush Springs, Okla.
Bozeman, Debbie, F1980-82
Sylvester, Ga.
Braden, Sissy, F1987-90
Lewisburg, Tenn.
Brooks, Bridgette, G1985
Starkville, Miss.
Bryant, Betty, G1983, 1985
Cordele, Ga.
Burgess, Linda1991-92
Madison, Ala.
Burrow, Rozetha, F1992
Pinson, Ala.
BUTLER, ALYSON, G2007-Present
Cleveland, Tenn.

C

Cale, Anne, C1978-81
Reston, Va.
Canty, Dominique, G1996-99
Chicago, Ill.
Carden, Stacey, G1987-88
Huntsville, Ala.
Carn, Daleisha, G2008
Jacksonville, Fla.
Carruth, Nicole, G1997-2001
Sulligent, Ala.

Cartwell, LaNisha, C/F1999-2002
Montevallo, Ala.
Caudle, LaToya, C/F/P1997-99
Madison, Ala.
Chandler, Talisha, F2007-08
Clover, S.C.
Claybrook, Leslie, F1990-93
Luverne, Ala.
Colvin, Kamisha, G1995
Montgomery, Ala.
Connors, Cindy, G1975
Conaway, Donna, F/G1981-82
Temple, Ga.
Cox, Vickie, F/G1985-86
LaGrange, Ga.
Crenshaw, Camillia, G1991-94
Fayette, Ala.
Crenshaw, Joni, F/C1998-2001
Meridian, Miss.
Crosslin, Cara, F1994-97
Tuscumbia, Ala.
Croyle, Reagan, F1997-99
Gadsden, Ala.
Crumpton, Cassandra, F1983-84
Orrville, Ala.
Cunningham, Susan, G1980
Winfield, Ala.

D

Daniels, Consuelo, F1994-95
Rome, Ga.
Davis, DeeDee, C1984-87
Pensacola, Fla.
Davis, Elisa, G1982
Tuscaloosa, Ala.
Davis, Nikki, G2007
Frankfort, Ky.
Day, Jennifer, G1989
Houston, Texas
Day, Melissa, C1980
Jackson, Miss.
Del-Valle, Melissa, G1992-93
Queens, N.Y.
DePriest, Lisa, G1979-81
Jackson, Tenn.
Drury, Leah, G2003-07
Greensboro, Ala.
Dubose, DeDe, C1983-86
Austell, Ga.
Duncan, Pam, G1995-98
Carrollton, Ala.

E

EDWARDS, JENNIFER, G2009-Present
Houston, Texas
Elliot, Christy, G2008
Tuscaloosa, Ala.
Ellis, Julie, F1975-76
Enis, Shalonda, P/F1996-97
Celeste, Texas
Ezell, Britney, G1995-98
Franklin, Tenn.

F

FARMER, CELISCIA, G2009-Present
Madison, Wis.
Fisher, Margaret, G1976-79
Nashville, Tenn.
Franco, Dorothy, G1977-78
Milford, Conn.

Franklin, Stacey, F1989-92
Smyrna, Ga.
Freeman, Tawana, F2004
Louisville, Ky.
Friday, Deborah, G1979
Tuscaloosa, Ala.
Fuller, Shondra, F1993-95
Decatur, Ala.

G

Gamble, Natasha, F/C2002-05
Jackson, Ala.
Gavin, Audrey, G1984-85
Webster, Fla.
Geiger, Kathy, F1976
Giles, Peggy, F1982
Gonzalez, Michelle "Boo", G1988
Marietta, Ga.
Goss (Monteith), Leah, G1994-98
Centre, Ala.
Griswold, Patricia, F1979
Bessemer, Ala.
Gunter, Sheila, G1979
Clinton, Miss.

H

Hackett, Gwen, C/F1976-78
Hall, Hazel, G1978-81
Marietta, Ga.
Hall, Neacole, G1985
York, Ala.
Hamilton, Tamisha, C2004
Corpus Christi, Texas
HANCOCK, KATIE, G/F2008-Present
Tupelo, Miss.
Harris, Betsy1991-94
Decatur, Miss.
Heard, Laura, F1987-90
Elberton, Ga.
Hill, Lauren, G/F2003-06
New Orleans, La.
Hill, Mitzi, G1975
Hillard, Terri, G/F1981-84
Memphis, Tenn.
Hines, Kittie, G1983-84
Frankfort, Ky.
Holland, Kelly, G1979-82
Clinton, Miss.
Hollifield, Caitlin, F2008
Knoxville, Tenn.
Holtzclaw, Kidada, G1995-98
Sylacauga, Ala.
Howell, Terrie, G1985-86
Clinton, Miss.
Hudgins, Mary, F1976-79
Huntsville, Ala.
Hunter, Shun, F1999-2003
Pensacola, Fla.
Hutton, Karen, G1980
Pulaski, Tenn.
Hutton, Ledean1977-78

J

JENKINS, TIERNEY, F2008-Present
Mt. Juliet, Tenn.
Johns, Jamilah, C2001-03
Starkville, Miss.
Johnson, Chanel, F/C2004-06
Tulsa, Okla.
Johnson, Krystle, C2004-06
Hoover, Ala.

ALL-TIME LETTER WINNERS

Johnson, Niesa, G 1992-95
Clinton, Miss.
Johnson, Shondra, G 1999-2002
New Orleans, La.
Jones, Jaqui, F/G 1996-200
Chicago, Ill.
Jones, Leila, G 1975-76
Jones, Latrish, P/C 1996-99
Huntsville, Ala.
Jones, Nia, G/F 1986-87
Baltimore, Md.
Joye, Lateefah, G 2005
Brooklyn, N.Y.

K

Kelso, Dottie, G/F 1983-84
Lewisburg, Tenn.
KING, LATOYA, G 2009-Present
Stuart, Fla.
Koonce, Carla, G 1991-95
Dothan, Ala.

L

Lacey, Amber, F 1996
Altadena, Calif.
Langley, Vivian, G/F 1975-76
Lannom, Amy, G 1989-92
Gallatin, Tenn.
Lard, Mandy, G 2001
Hoover, Ala.
Lee, Beverly, G 1989-91
Smyrna, Ga.
Lee, Judith, G 1983
Tuscaloosa, Ala.
Leonard, Lisa, G 1982-83
Marietta, Ga.

M

MAGEE, DEDREA, G 2007-Present
Picayune, Miss.
Martello, "Binky", G 2001
Milton, Fla.
Mastin, Kate, G 2003-07
Boaz, Ala.
Matarazzi, Becky, G/F 1978
MCCOY, CARMEN, C 2009-Present
Leeds, Ala.
McDougle, Cynthia, F 1985-87, 1989
Waynesboro, Miss.
McKeever, Laura, G 1975
Meier, Stephanie, G 1987-89
Wilmington, Del.
Menefee, Sandra, G 1986
Tuskegee, Ala.
Merriweather, Dee, C 2003-06
Hanceville, Ala.
Mills, Tausha, C 1997-98
Garland, Texas
Mitchell, Patty, G 1975-78
Moore, Navonda, G 2004-07
Jackson, Miss.
Moore, Tina, F 1987-88
Phoenix, Ariz.
Murray, Sandra, G 1977-79
Birmingham, Ala.

N

Nettles, Marverly, G 2004-06
Birmingham, Ala.

O

Och, Kathy, F 1980
Clairton, Penn.

P

Papisan, Leigh, F 2000-03
Hoover, Ala.
Payne, Carol, G 1979
Pensacola, Fla.
Payne, Leslie, C 1978-81
Pensacola, Fla.
Perkins, Sandra "Binki", G 1991
Muscle Shoals, Ala.
Peters, Ferris, F 2000
Baton Rouge, La.
Pitts, Brenda, F 1975-78
Prescott, Nikki, F/C 1999
San Diego, Calif.
Pyles, Shelly, G 1985-88
Haleyville, Ala.

R

RAFFINGTON, VARISIA, G 2008
Tallahassee, Fla.
Rasenberg, Jackie, C 1987
Brockville, Ontario
Redus, Manisha, G 2001-04
Decatur, Ala.
Reed, "Capper", G 2001-03
Guntersville, Ala.
Reshard, Nathalie, F 2007-08
Niceville, Fla.
Richardson, Willene, G 1975
ROBINSON, KAYLA, F 2009-Present
Edwards, Miss.
Rorie, Ivey, G 1978
Roy, Doris, F 1977-78
Rushing, Sandra, G 1983-86
Biloxi, Miss.
RUSSEL, ERIKA, G 2009-Present
Tuscaloosa, Ala.
Rutherford, Mamie, C 2005-06
Hatton, Ala.
Rutledge, Tracey, G 1986-88
Hull, Ga.

S

Scarborough, Gayle, G 1975-76
SHAW, JOCELYN, F 2009-Present
Mobile, Ala.
Shelton, Angie, G 1983-84
Lewisburg, Tenn.
Sipe, Katie, G 2002-05
Hillsboro, Tenn.
Smith, Carol, C 1982-86
Milan, Tenn.
Smith, Justina, C/F 1984
Cairo, Ill.
*Smith, Kathy, C 1976-78
Smith, Michelle, C/F 1988-91
Tuscaloosa, Ala.
Smith, Sarah, F/C 1993-96
Montevallo, Ala.
Smith, Sherry, F 1975
Smith, Sparkle, F 2001-02
Detroit, Mich.
Smithson, Janie, G/F 1975-76
Snoddy, Dorothy, F 1975

Snyder, Kristie, G 1982
Knoxville, Tenn.
Stanley, Betty 1975
Stevenson, Marlene, F 1992-95
Prichard, Ala.
Stockham, Laura, F 1982
Schenerville, Ind.
STRAUTHERS, COURTNEY, F/C 2007-Present
Snellville, Ga.
Strickland, Mivvi, F 2002
Vestavia Hills, Ala.
SYKES, CANDACE, G 2009-Present
St. Anne, Ill.

T

Taylor, Oreal, F 2001-04
Courtland, Ala.
Teepie, Jennifer, G 1996-97
Savannah, Ga.
Thompson, Madonna, G 1992-95
Collinwood, Tenn.
Tice, Tonya, G 1995
Hamilton, Ala.
Timmerman, Pam, F 1983-86
Graniteville, S.C.
Tipton, Deborah, F/C 1981-82
Atlanta, Ga.
Tubbs, Donna, G/F 1976

V

Vaughan, Jennifer, C 1999-2000
Marietta, Ga.
Vaughn, Laura, F/C 1988-91
Kingsport, Tenn.
Vice, Beth, G/F 1999-2003
Mt. Sterling, Ky.
Vordenbaum, Cindy, C/F 1976-78

W

Walls, Monique, G/F 1994
Richmond, Ind.
Watkins, Yolanda, F/C 1993-97
Decatur, Ala.
West, Barbara Ann, G/F 1990-92
Pineview, Ga.
Wheeler, Donyel, G 2002
Birmingham, Ala.
White, Beverly, G 1977-78
Lexington, Ala.
White, Rachel, G 1976
Williams, Brenda, G 1976
Williams, Johna, F 1987-88
Tuscaloosa, Ala.
Williams, Kaunda, G 1999
Laurel Hill, Fla.
Williams, Lois, G 1982
Sylacauga, Ala.
WILLIAMS, TAMARA, F 2007-Present
Alabaster, Ala.
Willis, Kendra, F/C 1988-91
Griffin, Ga.

Y

Yeniley, Aycan, G 1993-94
Istanbul, Turkey

* Alabama's first official signee



LaToya Caudle
Chanel Johnson



Crystal Bellinger
CANDACE SYKES



DEDREA MAGEE
Marverly Nettles
Monique Walls
Donyel Wheeler



Taquilla Allen
ALYSON BUTLER
Shalonda Enis
Tonya Tice



Consuelo "Nanae" Daniels
Jennifer Day
Christy Elliot
Latrish Jones
Mamie Rutherford
Sparkle Smith



Melissa Day
Melissa Del-Valle
Leah Drury
CELISCIA FARMER
Caitlin Hollifield
Krystle Johnson
Tausha Mills



Linda Blackwell
Dominique Canty
Leah Drury
LATOYA KING
Amy Lannom
Tracey Rutledge
Mivvi Strickland
Aycan Yeniley



Donna Barrett
Rozetha Burrow
Shun Hunter
Ledeane Hutton
Lateefah Joye
Vivian Langley



Taylor Allen
Nicole Carruth
Nikki Davis
Margaret Fisher
Audrey Gavin
Kittie Hines
Karen Hutton
Leila Jones
Beverly Lee
Kristie Snyder
Madonna Thompson



Mary Beasley
Debbie Bozeman
Audrey Gavin
Kathy Geiger
Tina Moore
Doris Roy



Becky Blesch
Donna Connaway
Lisa DePriest
Dorothy Franco
"Boo" Gonzalez
Nia Jones
Mandy Lard
Sherry Smith
Pam Timmerman
Brenda Williams



Sharrona Alexander
Camilla Blands
Reagan Croyle
Sandra Murray
Manisha Redus
Gayle Scarborough
Barbara Ann West
Beverly White



Wanda Bankhead
Latasha Bethel
Tawana Freeman
Neacole Hall
Niesha Johnson
Dottie Kelso
Sandra Menefee
VARISIA RAFFINGTON
Beth Vice
Johna Williams
Lois Williams



Susan Cunningham
Julie Ellis
Deborah Friday
Betsy Harris
TIERNEY JENKINS
Shondra Johnson
Kate Mastin
Rachel White



Julie Beaty
Kari Belcher
Bridgette Brooks
Donna Conaway
Particia Griswald
Lisa Leonard
Laura McKeever
"Capper" Reed
Sarah Smith



Camilia Crenshaw
Pam Duncan
Laura Heard
Terrie Howell
Mary Hudgins
Patty Mitchell
ERICKA RUSSELL
Oreal Taylor



"Boo" Barnes
Monique Bivins
Sissy Braden
JENNIFER EDWARDS
Mitzi Hill
Kelly Holland
Carla Koonce
Nathalie Reshard
Sandra Rushing
Jennifer Teeple

COURTNEY STRAUTERS

ALL-TIME JERSEY NUMBERS



Brittney Ezell
Sheila Gunter
Gwen Hackett
Vivian Langley
Shelly Pyles
Kayla Robinson
Katie Sipe



Rebecca Baragry
Betty Bryant
Shondra Fuller
Nia Jones
"Binky" Martello
Carmen McCoy
Stephanie Meier

Sandra Perkins
Brenda Pitts
Justina Smith
Laura Stockham
Beverly White
Kaunda Williams



Katie Hancock
Janie Smithson
Marlene Stevenson



Tawanna Biddle
Natasha Gamble
Mary Hudgins
Leah (Monteith) Goss
Tamara Williams



Daleisha Carn
Joni Crenshaw
Cara Crosslin
Lauren Hill
Willene Richardson
Kathy Smith



Cindy Connors
DeeDee Davis
Terri Hillard
Mary Hudgins
Navonda Moore
Kathy Och
Leigh Papisan
Nikki Prescott
Michelle Smith



Kim Barrier
Tracy Bowden
Debbie Bozeman
Betty Bryant
Vickie Cox
Carol Payne
Dorothy Snoddy
Cindy Vordenbaum



Talisha Chandler
Judith Lee
Ferris Peters
Deborah Tipton
Kendra Willis



Jocelyn Shaw



Linda Burgess
Hazel Hall
Kidada Holtzclaw
Jamilah Johns
Deborah Tipton
Jennifer Vaughan



Stacey Carden
Amber Lacey
Jackie Rasenberg
Carol Smith



Anne Cale
LaToya Caudle
Leslie Claybrook
Cassandra Crumpton
Elisia Davis
Cynthia McDougale
Kendra Willis



Glenda Boss
LaNisha Cartwell
Terrie Howell
Angie Shelton
Laura Vaughn



Harriet Barnes
Stacey Franklin



Sylvia Akers
DeDe Dubose
Dee Merriweather
Laura Vaughn



DeeDee Davis
Jaqui Jones
Leslie Payne



Yolanda Watkins



Tamisha Hamilton



ED NIXON
46-38 (.548)
0-0 SEC
Three seasons



ANN CRONIC
21-12 (.636)
0-0 SEC
One season



KEN WEEKS
74-43 (.632)
10-14 SEC (.417)
Four seasons



STEPHANIE SCHLEUDER
39-36 (.520)
0-0 SEC
Three seasons



LOIS MYERS
71-44 (.617)
10-26 SEC (.277)
Four seasons



RICK MOODY
311-176 (.653)
96-101 SEC (.487)
16 seasons



STEPHANY SMITH
27-61 (.307)
4-39 SEC (.093)
Three seasons



WENDELL HUDSON
13-17 (.433)
1-13 SEC (.071)
Second Season

YEAR	COACH	SEC	PCT	OVERALL	PCT.
1975	Stephanie Schleuder	-	-	13-12	.520
1976	Stephanie Schleuder	-	-	13-9	.591
1977	Stephanie Schleuder	-	-	13-15	.464
1978	Ed Nixon	-	-	21-10	.677
1979	Ed Nixon	-	-	13-13	.500
1980	Ed Nixon	-	-	12-15	.444
1981	Ann Cronic	-	-	21-12	.636
1982	Ken Weeks	-	-	17-11	.607
1983	Ken Weeks	2-6	.250	16-13	.552
1984	Ken Weeks	5-3	.625	23-9	.719
1985	Ken Weeks	3-5	.375	18-12	.643
1986	Lois Myers	2-7	.222	20-9	.670
1987	Lois Myers	2-7	.222	19-10	.655
1988	Lois Myers	5-4	.556	18-10	.643
1989	Lois Myers	1-8	.111	14-15	.483
1990	Rick Moody	4-5	.444	16-12	.571
1991	Rick Moody	3-6	.333	17-12	.586
1992	Rick Moody	7-4	.636	23-7	.777
1993	Rick Moody	6-5	.545	22-9	.709
1994	Rick Moody	7-4	.636	26-7	.788
1995	Rick Moody	7-4	.636	22-9	.710
1996	Rick Moody	7-4	.636	24-8	.750
1997	Rick Moody	10-2	.833	25-7	.781
1998	Rick Moody	10-4	.714	24-10	.709
1999	Rick Moody	7-7	.500	20-11	.645
2000	Rick Moody	5-9	.357	15-14	.517
2001	Rick Moody	5-9	.357	19-12	.613
2002	Rick Moody	7-7	.500	19-12	.613
2003	Rick Moody	3-11	.214	13-15	.464
2004	Rick Moody	4-10	.286	12-16	.429
2005	Rick Moody	4-10	.286	14-15	.483
2006	Stephany Smith	3-11	.214	9-19	.321
2007	Stephany Smith	0-14	.000	10-20	.333
2008	Stephany Smith	1-13	.071	8-22	.267
2009	Wendell Hudson	1-13	.071	13-17	.433
Overall:		121-192	.387	603-428	.585

Name	Years
Ron Aldy	2003-05
Kelly Brooks	2002-03
Pat Charity	1997-00
Jane Ellen Cook	1982
Joni Crenshaw!*	2008-present
Ty Evans	2007-present
Brittney Ezell*	2000-05
Liz Foster	1979-80
Stacey Franklin*	2008-present
Tori Harrison	1988-89
Quentin Hillsman	2004-05
Kelly Holland*	1983
Dottie Kelso*	1989-93
Mike Kindred	1985-86
Lisa Leonard*	1987-88
Jeff Lovell	1996-97
Cheryl Littlejohn	1995-97
Rick Moody	1982-84
C.C. Moorer*	1997-2004
Michael Murphy	1997-2002
Lois Myers	1984-85
Lisa Nuxol-Wilson	2005-2008
Tonya Tice Peoples*	1996-97
Saudia Roundtree	2005-06
Sherri (Blount) Smelser	1982-95
John Treloar	1979-80
Melanie Walls	2005-2008
Leigh Walker	1991-95
!-Associate Head Coach	
*-Former Alabama Players	

ALL-TIME SERIES RESULTS

ALL-TIME SERIES RESULTS

AKRON	3-0	1998	AR, 102-90 (OT)	A	AU, 93-61	A		1988	UA, 75-53	A
1997 UA, 89-44	N	1999	AR, 77-73	H	2008 AU, 62-48	H	CLEMSON	2-2	1989 UF, 76-75	A
1998 UA, 94-53	H				2009 AU, 74-49	A	1981 CU, 79-72	H	1990 UA, 84-71	H
2000 UA, 82-62	A	2000	AR, 66-62	A	AU, 84-66	A	1986 UA, 88-69	H	1991 UF, 93-90 (OT)	A
		2001	UA, 74-69	H	AU, 81-54	H	1987 UA, 85-79	A	1992 UA, 95-75	N\$
ALABAMA A&M	6-0	2002	UA, 84-70	H	AUBURN-MONTGOMERY	2-0	1993 CU, 79-68	H	1993 UF, 103-101 (2OT)	H
2000 UA, 76-51	H		AR, 72-70	H	1991 UA, 92-69	H	COLORADO STATE	1-0	1993 UF, 81-75	A
2001 UA, 74-41	H	2003	AR, 59-58	H	UA, 78-57	A	1995 UA, 74-62	N	1994 UA, 88-73	N\$
2005 UA, 71-62	H		AR, 68-57	A	AUSTIN PEAY	3-0	COLUMBIA	1-0	1994 UF, 80-75	H
2006 UA, 81-55	H	2004	AR, 53-48	N\$	1992 UA, 97-80	A	2005 UA, 81-66	A	1995 UF, 97-88	A
2008 UA, 62-57	H	2005	UA, 68-65	H	1993 UA, 111-79	H	CONNECTICUT	0-2	1996 UA, 73-54	H
2009 UA, 76-65	H	2006	AR, 83-68	A	2009 UA, 63-53	H	1995 UC, 87-56	A\$	1997 UA, 86-81	A
		2007	AR, 71-63	A	BELHAVEN	2-0	1996 UC, 81-67	N	1998 UF, 83-72	H#
ALABAMA-BIRMINGHAM	14-7	2008	AR, 63-49	H	1981 UA, 97-54	H	COPPIN STATE	1-0	1998 UF, 70-62	A
1979 UAB, 86-82	A	2009	AR, 74-69	A	1982 UA, 64-62	A	1994 UA, 98-31	H	1999 UF, 77-71	H
UA, 95-89	N				BALL STATE	1-0	CREIGHTON	1-0	2000 UA, 75-73	A
UA, 69-68	H	3-2	ARKANSAS STATE	3-2	2009 UA, 81-75	H	2001 UA, 66-56	N	2001 UF, 84-60	A
1980 UA, 75-65	A	1986	UA, 87-68	A	BELMONT	4-2	DAVID LIPSCOMB	1-0	2002 UF, 83-77	A
UAB, 72-69	H	1988	UA, 83-64	H	1977 BEL, 88-73	N	1986 UA, 78-50	A	2003 UA, 69-65	H
UAB, 70-62	N	1990	UA, 84-65	N	2000 UA, 84-58	H	DELAWARE	0-1	2004 UF, 76-69	A
1981 UA, 77-76	A	2007	ASU, 73-56	A	2001 UA, 70-67	A	2005 UD, 67-59	A	2005 UA, 77-66	H
UA, 91-81	H	2008	ASU, 49-45	H	2007 UA, 52-51	H	DELAWARE STATE	1-0	2006 UF, 59-44	A
1982 UAB, 74-71	H				2008 BEL, 75-58	A	1991 UA, 96-44	N	2007 UF, 66-64	H
UAB, 75-59	A	0-1	ARMY	0-1	2009 UA, 54-49	H	DELTA STATE	3-2	2008 UF, 80-65	A
1986 UA, 88-58	A	1980	ARMY, 62-50	N	BETHUNE-COOKMAN	2-0	1977 DSU, 81-47	A	2009 UF, 92-71	H
UA, 82-69	H				1996 UA, 94-35	H	1978 DSU, 74-61	N	FLORIDA A&M	2-0
1987 UA, 76-49	N	2-0	ATHENS COLLEGE	2-0	2003 UA, 77-44	N	1984 UA, 84-66	A	1987 UA, 81-60	N
UA, 79-58	H	1975	UA, 78-50	A	BIRMINGHAM SOUTHERN	3-0	UA, 94-66	H	2009 UA, 70-68 (OT)	H
1988 UA, 76-67	A		UA, 48-35	H	2002 UA, 73-38	A	UA, 91-71	N	FLORIDA INTERNATIONAL	1-1
1990 UA, 65-60	H	31-38	AUBURN	31-38	2003 UA, 75-58	H	DEPAUL	3-1	2003 FIU, 61-55	A
1991 UA, 84-70	A	1975	AU, 93-71	A	2007 UA, 83-66	H	1983 UA, 82-66	A	2005 UA, 60-54	H
1999 UA, 97-80	N		AU, 78-60!	A	BOSTON COLLEGE	2-1	1984 UA, 81-53	H	FLORIDA STATE	5-4
2001 UAB, 84-72	A	1977	AU, 79-74	H	1986 UA, 78-69	N	1992 DU, 91-86	A	1980 UA, 88-61	H
2005 UA, 74-55	H		AU, 76-54	A	1998 UA, 79-70 (OT)	N	1999 UA, 87-67	A	1981 FSU, 77-76	N
2005 UAB, 70-62	A	1976	UA, 71-62	N!	2003 BC, 77-56	N	DEPAUL	3-1	1983 FSU, 73-64	H
			UA, 90-74	H	BUCKNELL	1-0	1983 UA, 82-66	A	UA, 64-61	A
ALABAMA-HUNTSVILLE	6-0	1977	UA, 86-81	H	2003 UA, 89-64	N	1984 UA, 81-53	H	1988 UA, 70-64	A
1980 UA, 95-65	H		UA, 65-59	A	BYU	1-0	1992 DU, 91-86	A	1989 UA, 70-68	H
UA, 104-72	A	1978	UA, 81-66!	H	2003 UA, 70-59	N	1999 UA, 87-67	A	1990 FSU, 81-76	H
1981 UA, 80-61	A		UA, 67-50	H	CALIFORNIA	1-0	DUKE	1-0	1991 FSU, 88-65	A
UA, 87-53	H	1979	UA, 56-48	A	2001 UA, 76-63	N	1995 UA, 121-120 (4OT)	H\$	1994 UA, 87-33	N
1985 UA, 88-57	A		UA, 86-67	A	UCLA	1-0	EAST CAROLINA	2-1	FREED-HARDEMAN	1-0
1986 UA, 85-70	A	1979	UA, 75-64	A	1998 UA, 75-74	H\$	1994 UA, 107-53	N	1981 UA, 95-51	H
			AU, 62-55	H	CAL STATE-FULLERTON	0-1	2003 ECU, 81-72	A	FURMAN	1-0
ALABAMA STATE	12-2	1980	AU, 80-72!	N	1985	0-1	2006 ECU, 61-55	H	1998 UA, 91-41	H
1976 UA, 74-67	H		AU, 77-71	A	1986	1-0	EAST TENNESSEE STATE	3-1	GEORGIA	9-28
ASU, 76-66	A	1981	UA, 66-65	H	1987	1-0	1994 UA, 86-65	A	1977 UA, 77-62	A
1980 UA, 85-79	A		AU, 61-50	N\$	2007 UA, 75-56	N	1995 UA, 102-64	H	1979 UA, 81-65	H
1981 UA, 94-44	H	1982	AU, 67-50	N!	CALHOUN JC	0-1	1996 UA, 95-64	A	1981 UA, 72-61	N
1988 UA, 88-57	H		AU, 72-56	A	1975 CJC, 56-43	A	2008 ETS, 73-62	H	UA, 80-66	N\$
1988 UA, 88-57	H	1983	AU, 63-59	H	CALIFORNIA	1-0	EASTERN KENTUCKY	1-0	1984 UG, 74-65	A
1991 UA, 99-71	A		AU, 60-49	A	2001 UA, 76-63	N	2002 UA, 99-77	A!	1986 UG, 73-69	H
UA, 105-74	H	1984	AU, 79-63	H	UCLA	1-0	EASTERN MICHIGAN	0-1	1987 UG, 88-71	A\$
1992 UA, 103-62	H		UA, 65-56	A	1998 UA, 75-74	H\$	2008 EMU, 52-43	N	1988 UG, 78-59	N
UA, 85-66	A	1985	UA, 64-60	H	CAL STATE-NORTHRIDGE	1-0	EASTERN WASH.	1-0	1989 UG, 77-55	A
1993 UA, 80-57	A		AU, 71-53	A	2007 UA, 75-56	N	1994 UA, 82-62	N	1988 UG, 84-67	H
1994 UA, 98-56	H	1986	UA, 84-67	A	CARSON-NEWMAN	1-1	EDINBORO	0-1	1989 UG, 56-55	A
1996 UA, 105-42	H	1987	AU, 87-86 (OT)	H	1982 CN, 63-59	A	1980 EC, 74-72	N	1990 UG, 70-65	H
2002 ASU, 89-84	A		AU, 78-60	A	UA, 85-49	H	ELON	1-0	1991 UG, 83-47	A
2009 UA, 75-47	H	1988	AU, 89-61	N\$	CENTENARY	1-0	1975 FC, 66-65	N	1991 UG, 78-69	N\$
			AU, 88-57	H	2009 UA, 64-55	H	FLORIDA	26-20	1992 UA, 105-81	H
ALCORN STATE	6-1	1989	AU, 89-44	A	CENTRAL FLORIDA	4-0	1976 UF, 64-56	N!	1993 UA, 67-50	A
1986 UA, 71-58	H		UA, 71-68	H	1995 UA, 95-63	H	1977 UA, 78-72	A	UG, 76-72	N\$
1987 UA, 74-64	A	1990	UA, 71-68	H	1996 UA, 87-58	H	UA, 92-74	H	1994 UA, 70-57	H
1988 UA, 82-63	H		AU, 77-48	A	2003 UA, 63-41	A	1978 UA, 70-56	A	1995 UG, 91-67	A
1989 UA, 91-77	H	1991	AU, 72-69	H	2009 UA, 67-53	H	UA, 73-56	H	1996 UG, 89-83	H
ASU, 86-71	A		AU, 93-67	A	CENTRAL MICHIGAN	1-0	UF, 80-71	N	1997 UA, 68-64	A
1990 UA, 71-67	N	1992	UA, 84-71	H	1984 UA, 78-70	A\$	UF, 88-80	A	1998 UA, 90-77	H
UA, 60-49	H		AU, 86-70	A	CHARLESTON	1-0	1980 UA, 85-66	N	1999 UG, 85-70	A
AMERICAN	1-0	1993	UA, 69-67	H	1982 UA, 71-68	N	1981 UA, 89-66	H	2000 UG, 71-62	H
1989 UA, 77-31	N		AU, 75-58	A	CHATTANOOGA	5-4	UA, 67-54	N\$	2001 UG, 96-41	A
		1994	UA, 65-59	N\$	1982 UTC, 85-79	A	UA, 95-63	A	UG, 71-48	H
APPALACHIAN STATE	3-0	1995	UA, 65-59	N\$	1983 UTC, 63-51	H	UA, 83-56	N	2002 UG, 73-62	A
1992 UA, 114-90	A		UA, 62-45	A	1985 UA, 92-64	A	UA, 69-53	N\$	UG, 64-60	N\$
1993 UA, 94-64	H	1997	UA, 73-69	A	1987 UA, 81-69	A	UA, 59-58	N	2003 UG, 77-47	H
1996 UA, 95-66	H\$		UA, 62-45	A	1990 UA, 86-59	N	1983 UA, 83-56	N	2004 UG, 71-68	A
		1999	AU, 73-69	H	2000 UTC, 70-68	A	1986 UA, 83-62	H	2005 UG, 72-63	H
ARIZONA	1-0		UA, 72-57	H	2007 UA, 68-56	H	1987 UA, 87-65	H	2006 UG, 84-59	A
1988 UA, 80-74 (2OT)	N	2000	UA, 76-72	N\$	2008 UTC, 62-34	A			2007 UG, 92-51	H
			UA, 69-51	A	CINCINNATI	1-0			2008 UG, 71-53	A
ARIZONA STATE	2-0	2001	AU, 69-59	H	1992 UA, 100-80	N			2009 UG, 63-61	H
1989 UA, 84-67	N		UA, 60-53	H					GEORGIA SOUTHERN	5-1
1997 UA, 102-74	N	2002	UA, 61-60	A					1976 GSU, 73-66	H
			UA, 59-55	N\$					1989 UA, 73-54	H
ARKANSAS	12-13	2003	UA, 78-70	H						
1980 AR, 68-54	A		UA, 60-57	A						
1981 UA, 70-65	H	2004	UA, 60-57	A						
1992 UA, 80-76	A		AU, 65-61	A						
1993 UA, 66-56	H	2005	AU, 67-62	H						
1994 AR, 82-75	A		AU, 70-61	A						
1995 UA, 93-79	H	2006	AU, 72-40	H						
UA, 86-87	N\$		AU, 59-43	A						
1996 UA, 92-85 (OT)	A	2007	AU, 74-63	H						
UA, 85-63	H		AU, 68-54	A						
1997 UA, 102-61	H#	2008	AU, 65-56	H						
			AU, 63-58	H						

1993 UA, 102-70	H\$	1980 UK, 77-69	N\$	1987 LSU, 81-66	A	MISSISSIPPI	17-31	2004 MSU, 65-57	H
1998 UA, 87-48	A	1982 UK, 82-76	A\$	1988 UA, 81-79 (OT)	H	1977 UM, 73-70	H	MSU, 81-78(OT)	A
1999 UA, 72-40	H	1983 UK, 104-77	H	1989 LSU, 74-71	A	UM, 76-55	A	2005 MSU, 84-77	A
2006 UA, 76-71	H	1984 UA, 78-49	A	1990 UA, 67-66	H	1978 UM, 87-70	H	UA, 72-61	H
GEORGIA STATE		8-1		1991 LSU, 78-66	A	UM, 53-46	A	2006 UA, 61-59	A
1978 UA, 68-58	A	1987 UK, 89-80	A	1992 UA, 80-72	H	UM, 73-71	N	2007 MSU, 89-70	H
1979 GSU, 92-84	H	1988 UA, 74-54	H	1993 UA, 74-69	A	1979 UM, 100-82	N	2008 MSU, 72-59	A
1982 UA, 71-54	H	1989 UK, 89-84	A	UA, 106-86	N\$	1980 UM, 72-70	A	2009 MSU, 67-49	H
UA, 75-68	A	1990 UK, 74-58	H	1994 UA, 91-74	H	1982 UA, 93-89 (2OT)	H	MISSISSIPPI VALLEY STATE 2-0	
1983 UA, 94-67	A	1991 UA, 72-65	A	1995 UA, 90-60	A	UM, 65-53	A	1992 UA, 92-61	A
1984 UA, 95-83	H	1992 UA, 78-72	H	1996 UA, 86-60	H	UM, 76-68	H	UA, 110-51	H
1985 UA, 100-67	H	UK, 95-87	N\$	UA, 86-70	N\$	UM, 85-58	A	MISS. UNIV. FOR WOMEN 2-0	
1990 UA, 102-70	A	1993 UK, 77-73	A	1997 LSU, 84-74	A	1984 UM, 60-52	A	1980 UA, 76-71	H
1991 UA, 62-21	H	1994 UA, 96-82	H	1998 UA, 67-54	A	UM, 80-65	H	1981 UA, 75-62	A
GEORGIA TECH		3-0		UA, 73-51	H	1985 UM, 76-60	H	MISSOURI 1-2	
1983 UA, 63-56	H	1995 UA, 68-62	A	1999 UA, 71-66	H	UM, 66-46	A	1981 MIZZOU, 69-67	H
1984 UA, 79-47	H	1996 UA, 66-51	H	LSU, 75-50	A	1986 UM, 76-69	A	2002 UA, 68-67	A!
1993 UA, 103-101 (OT)	A	1997 UA, 78-62	N	2000 UA, 72-68	H	1987 UM, 74-70	H	2007 MIZZOU, 78-70	N
GRAMBLING STATE		5-0		2001 LSU, 74-58	A	UM, 87-86	A	MISSOURI-KANSAS CITY 1-0	
1993 UA, 117-51	H	1998 UA 62-56	H	2002 UA, 82-73	H	1988 UM, 76-66	N\$	2000 UA, 84-69	N
1994 UA, 81-50	H	1999 UK, 76-72	A	2003 LSU, 85-43	A	UM, 73-58	H	MONTEVALLO 5-0	
1995 UA, 90-70	H	2000 UA, 68-67	H	2004 LSU, 103-68	H	1990 UM, 67-41	A	1975 UA, 64-51	A
1997 UA, 70-67	N	UK, 67-63	N\$	2005 LSU, 76-51	A	UM, 71-45	N\$	1976 UA, 65-46	A
1999 UA, 80-68	N\$	2001 UK, 71-64	A	LSU, 60-59	N\$	UM, 78-72	H	UA, 106-64	H
HAMPTON		2-0		2006 LSU, 79-43	A	1992 UM, 72-59	A	1978 UA, 77-31	A
2008 UA, 63-60 (OT)	H	2002 UK, 63-62	H	LSU, 86-61	H	1993 UA, 93-74	H	1988 UA, 86-62	H
2009 UA, 69-60	A	2003 UK, 59-55	A	LSU, 61-45	H	1994 UA, 76-64	A	MORGAN STATE 1-0	
HOUSTON		1-3		2007 LSU, 70-27	A	UA, 86-84 (OT)	N\$	1991 UA, 77-42	N
1990 UH, 71-51	A	2004 UK, 62-59	A	LSU, 70-27	A	UM, 84-78	H	MOUNT ST. MARY'S 1-0	
1992 UA, 93-80	H	2005 UA, 69-39	H	2008 LSU, 89-53	H	1995 UA, 84-78	H	1995 UA, 82-55	H\$
2003 UH, 68-62	A	2006 UK, 80-60	A	2009 LSU, 55-34	A	1996 UM, 65-55	A	NEBRASKA 0-1	
2003 UH, 76-70	H	2007 UK, 63-62	H	LYNN 1-0		1997 UA, 88-60	H	1998 NEB, 74-66	A
IDAHO STATE		1-0		1997 UA, 85-44	H	1998 UA, 82-62	A	NEVADA 2-0	
1982 UA, 93-55	N	2008 UK, 64-44	A	McNEESE STATE 2-0		1999 UA, 78-51	H	1987 UA, 67-66	N
ILLINOIS		2-0		1989 UA, 82-54		2000 UA, 69-67	H	2005 UA, 76-46	N
1994 UA, 79-68	A	2009 UK, 67-57	H	2007 UA, 84-55		UM, 69-67	H	1991 UNLV, 80-62	A
1995 UA, 84-47	H	LAMAR 2-1		MAINE 1-1		2001 UM, 65-57	H	2008 UM, 76-47	A
ILLINOIS-CHICAGO		3-0		1995 UM, 75-73		2002 UA, 86-69	H	1999 UM, 78-54	A
1987 UA, 102-58	H	LAMBUTH 1-0		1996 UA, 79-43		2003 UA, 81-70	A	2009 UM, 73-43	A
2001 UA, 73-43	A	1976 UA, 80-49	A	MARQUETTE 1-0		2004 UA, 67-62	H	UA, 67-59	H
2003 UA, 80-72	H	LIBERTY 1-0		1986 UA, 66-40		UM, 63-56	N\$	NEVADA-LAS VEGAS 0-1	
INDIANA		1-0		MARSHALL 1-0		2005 UM, 68-54	A	1991 UNLV, 80-62	A
1998 UA, 77-70	N	2003 UA, 67-64	N	1998 UA, 91-62		2006 UM, 77-67	H	NEW MEXICO STATE 1-1	
INDIANA STATE		0-1		MARYLAND 1-0		2007 UM, 84-43	A	1988 NMS, 102-81	A
1977 ISU, 84-75	N	LIVINGSTON 4-0		2002 UA, 71-56		UM, 78-49	N\$	1999 UA, 77-31	N
IOWA		1-0		MASSACHUSETTS 2-0		2008 UM, 76-47	A	NEW ORLEANS 1-1	
1994 UA, 84-78	H\$	1982 UA, 72-63	H	2001 UA, 74-62		2009 UM, 70-54	A	1990 UA, 67-57	H
IOWA STATE		1-1		2002 UA, 66-65		UM, 73-43	A	1991 UNO, 67-55	A
1994 UA, 99-57	A	1987 UA, 81-70	A	MEMPHIS 5-6		2008 UM, 78-49	N\$	NORTH ALABAMA 5-1	
1998 ISU, 61-58	N	1988 UA, 88-72	A	1976 UA, 61-57		2008 UM, 76-47	A	1975 UA, 80-52	A
JACKSON STATE		6-0		MEM, 94-62		2009 UM, 70-54	A	UNA, 70-57	N
1986 UA, 79-50	H	LONG BEACH STATE 1-0		MEM, 78-73		UM, 73-43	H	UA, 52-51	N
UA, 80-68	A	2003 UA, 84-66	N	1978 MEM, 101-65		UM, 78-49	N\$	1976 UA, 72-43	H
1992 UA, 86-60	H	LOUISIANA-MONROE 1-0		1979 UA, 72-69		2008 UM, 76-47	A	1986 UA, 85-54	A
1996 UA, 92-62	N	1992 UA, 118-86	N	1982 MEM, 69-56		2009 UM, 73-43	H	1989 UA, 98-59	H
1997 UA, 62-37	H	LOUISIANA TECH 1-11		1983 MEM, 74-69		MISSISSIPPI COLLEGE 5-3		NORTH CAROLINA 3-6	
UA, 78-44	H	1983 LTU, 83-55	A	1984 UA, 88-67		1975 MC, 103-58	N	1978 UA, 77-72	N
JACKSONVILLE STATE		6-0		2000 MEM, 77-57		1977 UA, 82-79	H	1990 UA, 67-57	H
1978 UA, 78-56	H	1985 LTU, 76-51	A	2001 UA, 65-55		MC, 97-90	A	1991 UNO, 67-55	A
1990 UA, 69-63	H	1986 LTU, 82-77	H	UA, 77-67		1981 MC, 76-72	H	NORTH ALABAMA 5-1	
1991 UA, 89-79	H	1987 LTU, 66-49	H	MEMPHIS 5-6		1985 UA, 92-70	H	1975 UA, 80-52	A
2002 UA, 72-53	A	1988 LTU, 66-49	H	1976 UA, 61-57		UA, 96-71	A	UNA, 70-57	N
2003 UA, 81-52	H	1989 LTU, 63-57	A	MEM, 94-62		1987 UA, 99-60	H	UA, 52-51	N
2008 UA, 63-54	H	1993 LTU, 93-72	A	1977 MEM, 78-73		UA, 83-60	A	1976 UA, 72-43	H
JUDSON		6-2		1978 MEM, 101-65		MISSISSIPPI STATE 33-11		1986 UA, 85-54	A
1975 UA, 77-53	N	1994 UA, 99-77	H	1979 UA, 72-69		1977 MSU, 110-74	A	1989 UA, 98-59	H
UA, 71-63	H	1995 LTU, 72-56	A	1982 MEM, 69-56		UA, 88-66	H	NORTH CAROLINA 3-6	
JC, 63-57	A	1998 LTU, 71-57	N\$	1983 MEM, 74-69		UA, 75-61	H	1978 UA, 77-72	N
JC, 61-29	N	2007 LTU, 66-57	A	1984 UA, 88-67		UA, 60-56	A	1983 UNC, 77-66	H
1976 UA, 75-63	H	2008 LTU, 62-61	H	2000 MEM, 77-57		1980 MSU, 75-72	N	1984 UA, 81-69	A
UA, 84-73	A	LOUISVILLE 3-1		2001 UA, 65-55		1981 MSU, 75-69	H	1989 UNC, 75-71	N
1977 UA, 95-43	H	1984 UA, 71-55	A	UA, 77-67		UA, 75-73 (2OT)	A	1993 UNC, 74-73 (OT)	A\$
1978 UA, 87-47	A	1985 UA, 74-63	H	MERCER 2-0		UA, 76-62	A	1994 UNC, 89-83	N
KANSAS STATE		1-1		1993 UA, 91-69		UA, 87-65	H	1997 UA, 88-74	N
2000 UA, 63-60	H	1986 UA, 101-46	H	MEM, 94-62		1983 UA, 74-69	A	1999 UNC, 90-75	N
2005 KS, 71-52	A	MICHIGAN 2-0		1977 MEM, 78-73		UA, 69-58	H	UNC, 70-56	A\$
KENTUCKY		15-19		1978 MEM, 101-65		1984 UA, 68-50	H	UNC-ASHEVILLE 1-0	
1978 UA, 66-62	A	2003 UA, 90-89	N	1979 UA, 72-69		UA, 69-61	A	1995 UA, 119-46	N
1979 UA, 83-70	H	2009 UL, 73-56	N	1982 MEM, 69-56		1985 UA, 80-65	A	UNC-CHARLOTTE 1-1	
LAMAR		2-1		1983 MEM, 74-69		UA, 87-61	H	1997 UNCC, 69-67 (OT)	A
1990 UA, 71-64	A	LIVINGSTON 4-0		1984 UA, 88-67		UA, 87-61	H	1998 UA, 74-50	H
1991 LU, 72-62	H	1982 UA, 72-63	H	1985 UA, 88-66		1986 UA, 57-44	A	UNC GREENSBORO 2-0	
1995 UA, 102-50	N	1987 UA, 81-70	A	1986 UA, 75-61		1987 UA, 77-54	A	1996 UA, 89-62	N
LAMBUTH		1-0		1987 UA, 60-56		UA, 88-76	N\$	1998 UA, 94-46	H\$
1976 UA, 80-49	A	1988 UA, 88-72	A	1988 UA, 75-69		UA, 77-73	A	N. C. STATE 2-1	
LIBERTY		1-0		1989 UA, 77-64		UA, 77-73	A	1984 UA, 80-72	N
2003 UA, 67-64	N	1989 UA, 88-72	A	1990 UA, 59-55		1988 UA, 77-64	H	1996 UA, 88-68	H\$
LIVINGSTON		4-0		1991 UA, 59-55		1989 UA, 77-64	H	1997 NCSU, 91-81	N
1982 UA, 72-63	H	1990 UA, 71-64	A	1992 UA, 59-55		1990 UA, 59-55	A	NORTH DAKOTA STATE 1-1	
UA, 69-66	A	1991 UA, 72-62	H	1993 UA, 60-56		1991 UA, 69-57	A	2006 NDS, 68-56	A
1987 UA, 81-70	A	1995 UA, 102-50	N	1994 UA, 60-56		UA, 73-56	H	2007 UA, 78-53	H
1988 UA, 88-72	A	LOUISIANA-MONROE 1-0		1995 UA, 69-66		1992 UA, 69-66	H	NORTH GEORGIA 0-1	
LONG BEACH STATE		1-0		1996 UA, 76-64		1993 UA, 102-89	A	1975 NG, 70-57	N
2003 UA, 84-66	N	LOUISIANA TECH 1-11		1997 UA, 72-52		1994 UA, 68-55	H		
LOUISIANA-MONROE		1-0		1998 UA, 72-56		1995 UA, 76-55	A		
1992 UA, 118-86	N	1983 LTU, 83-55	A	1999 UA, 75-59		1996 UA, 97-64	H		
LOUISIANA TECH		1-11		2000 MSU, 73-72		1997 UA, 72-52	A		
1983 LTU, 83-55	A	1984 UA, 74-63	H	2001 UA, 54-53		1998 UA, 85-69	H		
1985 LTU, 76-51	A	2002 UA, 90-89	N	2002 MSU, 79-61		1999 UA, 75-59	A		
1986 LTU, 82-77	H	2009 UL, 73-56	N	MTSU 7-2		2000 MSU, 85-65	H		
1987 LTU, 66-49	H	LOUISVILLE 3-1		1978 UA, 75-69		2001 UA, 65-62	A		
1988 LTU, 66-49	H	1984 UA, 71-55	A	1979 UA, 90-84		2002 UA, 92-86	H		
1989 LTU, 63-57	A	1985 UA, 74-63	H	1988 UA, 97-58		2003 MSU, 85-62	A		
1993 LTU, 93-72	A	1986 UA, 74-63	H	1992 UA, 101-69		2004 UA, 92-86	H		
1994 UA, 99-77	H	1987 UA, 80-89	N	1995 UA, 99-70		2005 MSU, 85-62	A		
1995 LTU, 66-49	H	2002 UA, 90-89	N	1996 UA, 68-53		2006 MSU, 85-62	H		
1998 LTU, 71-57	N\$	2009 UL, 73-56	N	2003 MTSU, 65-61 (OT)		2007 MSU, 85-62	A		
1999 LTU, 66-49	A	LOYOLA-CHICAGO 2-0		2005 UA, 80-66		2008 MSU, 85-62	H		
2007 LTU, 66-57	A	1992 UA, 83-74	A	2009 MTSU, 77-67		2009 MSU, 85-62	A		
2008 LTU, 62-61	H	1993 UA, 107-64	H	MIAMI (FLORIDA) 2-0		2000 MSU, 85-65	A		
LOUISVILLE		3-1		1980 UA, 73-61		2001 UA, 65-62	A		
1984 UA, 71-55	A	LSU 16-29		1981 UA, 75-43		2002 UA, 92-86	H		
1985 UA, 74-63	H	1977 LSU, 81-80	H			2003 MSU, 72-56	A		
1986 UA, 74-63	H	1978 LSU, 84-60	H						
1987 UA, 80-89	N	1979 LSU, 99-75	A						
1988 UA, 88-72	A	1980 UA, 79-58	H						
LOUISIANA-MONROE		1-0							
1992 UA, 118-86	N	1981 LSU, 80-68	H						
LOUISIANA TECH		1-11							
1983 LTU, 83-55	A	1982 UA, 80-78	H						
1985 LTU, 76-51	A	LSU, 76-64	A						
1986 LTU, 82-77	H	1983 LSU, 77-73	H						
1987 LTU, 66-49	H	LSU, 72-56	A			</			

AMERICA EAST2-1
 Albany n/a
 Binghamton n/a
 Boston University n/a
 Hartford n/a
 Maine 1-1
 New Hampshire n/a
 Stony Brook n/a
 Vermont 1-0
 UMBC n/a

ATLANTIC COAST 19-18
 Boston College 2-1
 Clemson 1-2
 Duke 1-0
 Florida State 5-4
 Georgia Tech 2-0
 Maryland 1-0
 Miami (Fla.) 2-0
 North Carolina 3-6
 NC State 2-1
 Virginia 0-2
 Virginia Tech 0-2
 Wake Forest n/a

ATLANTIC SUN 9-3
 Belmont 4-2
 Campbell n/a
 East Tennessee State 3-1
 Florida Gulf Coast n/a
 Jacksonville n/a
 Kennesaw State n/a
 Lipscomb n/a
 Mercer 2-0
 North Florida n/a
 Stetson n/a
 USC-Upstate n/a

BIG EAST14-10
 Cincinnati 1-0
 Connecticut 0-2
 DePaul 3-1
 Georgetown n/a
 Louisville 3-1
 Marquette 1-0
 Notre Dame 2-1
 Pittsburgh n/a
 Providence 1-1
 Rutgers n/a
 St. John's 1-2
 Seton Hall n/a
 South Florida n/a
 Syracuse n/a
 Villanova 2-1
 West Virginia 0-1

BIG SKY3-0
 Eastern Washington 1-0
 Idaho State 1-0
 Montana n/a
 Montana State n/a
 Northern Arizona n/a
 Northern Colorado n/a

Portland State 1-0
 Sacramento State n/a
 Weber State n/a

BIG SOUTH2-0
 Charleston Southern n/a
 Coastal Carolina n/a
 Gardner-Webb n/a
 High Point n/a
 Liberty 1-0
 UNC-Asheville 1-0
 Presbyterian n/a
 Radford n/a
 Winthrop n/a

BIG TEN9-4
 Illinois 2-0
 Indiana 1-0
 Iowa 1-0
 Michigan 2-0
 Michigan State 1-2
 Minnesota n/a
 Northwestern 0-1
 Ohio State n/a
 Penn State 2-1
 Purdue n/a
 Wisconsin n/a

BIG 126-8
 Baylor n/a
 Colorado n/a
 Iowa State 1-1
 Kansas n/a
 Kansas State 1-1
 Missouri 1-2
 Nebraska n/a
 Oklahoma 1-0
 Oklahoma State 0-1
 Texas 0-2
 Texas A&M n/a
 Texas Tech 2-1

BIG WEST2-1
 Cal Poly n/a
 Cal State-Fullerton 0-1
 Cal State-Northridge 1-0
 Long Beach State 1-0
 Pacific n/a
 UC-Davis n/a
 UC-Irvine n/a
 UC-Riverside n/a
 UC-Santa Barbara n/a

COLONIAL ATHLETIC9-2
 Delaware 0-1
 Drexel n/a
 George Mason n/a
 Georgia State 8-1
 Hofstra n/a
 James Madison n/a
 UNC-Wilmington n/a
 Northeastern n/a
 Old Dominion 1-0

Towson n/a
 VCU n/a
 William and Mary n/a

CONFERENCE USA33-24
 UAB 13-7
 Central Florida 3-0
 East Carolina 1-2
 Houston 1-3
 Marshall 1-0
 Memphis 5-6
 Rice n/a
 Southern Methodist 1-0
 Southern Mississippi 1-3
 Texas-El Paso n/a
 Tulane 7-3
 Tulsa n/a

HORIZON LEAGUE5-0
 Butler n/a
 Cleveland State n/a
 Detroit n/a
 Illinois-Chicago 3-0
 Loyola (Ill.) 2-0
 Valparaiso n/a
 Wisconsin-Green Bay n/a
 Wisconsin-Milwaukee n/a
 Wright State n/a
 Youngstown State n/a

IVY LEAGUE2-0
 Brown n/a
 Columbia 1-0
 Cornell n/a
 Dartmouth n/a
 Harvard n/a
 Penn n/a
 Princeton n/a
 Yale 1-0

METRO ATLANTIC ATHLETIC3-0
 Canisius n/a
 Fairfield n/a
 Iona n/a
 Loyola (Md.) n/a
 Manhattan n/a
 Marist n/a
 Niagara n/a
 Rider n/a
 St. Peter's 3-0
 Siena n/a

MID-AMERICAN5-1
 Akron 3-0
 Ball State 1-0
 Bowling Green n/a
 Buffalo n/a
 Central Michigan 1-0
 Eastern Michigan 0-1
 Kent State n/a
 Miami (Ohio) n/a
 Northern Illinois n/a
 Ohio Univeristy n/a

CONFERENCE SERIES

Toledo.....n/a
Western Michigan.....n/a

MID-EASTERN ATHLETIC..... 8-0
Bethune-Cookman2-0
Coppin State 1-0
Delaware State 1-0
Florida A&M..... 1-0
Hampton.....2-0
Howard.....n/a
Md.-Eastern Shoren/a
Morgan State..... 1-0
Norfolk State.....n/a
North Carolina A&Tn/a
South Carolina State.....n/a

MISSOURI VALLEY 4-1
Bradley.....n/a
Creighton..... 1-0
Drake 1-0
Evansville.....n/a
Illinois Staten/a
Indiana State0-1
Missouri State..... 1-0
Northern Iowa..... 1-0
Southern Illinois.....n/a
Wichita State.....n/a

MOUNTAIN WEST 3-2
Air Force.....n/a
BYU 1-0
Colorado State..... 1-0
New Mexicon/a
San Diego State.....0-1
TCU..... 1-0
UNLV0-1
Utahn/a
Wyoming.....n/a

NORTHEAST.....2-0
Central Conn. Staten/a
Fairleigh Dickinsonn/a
Long Islandn/a
Monmouth.....n/a
Mount St. Mary's..... 1-0
Robert Morrisn/a
Sacred Heartn/a
St. Francis (N.Y.)n/a
Saint Francis (Pa.) 1-0
Quinnipiac.....n/a
Wagnern/a

OHIO VALLEY.....21-2
Austin Peay.....3-0
Eastern Illinois.....n/a
Eastern Kentucky 1-0
Jacksonville State 6-0
Morehead Staten/a
Murray State.....n/a
Southeast Missouri State.....n/a
Tennessee-Martin.....n/a
Tennessee State 6-0
Tennessee Tech.....5-2

PACIFIC 10.....9-5
Arizona..... 1-0
Arizona State2-0
California 1-0
Oregon 1-1
Oregon State..... 1-1
Southern Californian/a
Stanford0-2
UCLA 1-0
Washington 1-1
Washington State 1-0

PATRIOT LEAGUE.....2-1
American..... 1-0
Army0-1
Bucknell 1-0
Colgate.....n/a
Holy Crossn/a
Lafayette.....n/a
Lehighn/a
Navy.....n/a

SOUTHEASTERN 186-263
Arkansas..... 11-13
Auburn 31-37
Florida 26-18
Georgia 9-28
Kentucky..... 15-19
LSU..... 16-29
Mississippi 17-30
Mississippi State..... 33-11
South Carolina 15-11
Tennessee..... 2-42
Vanderbilt..... 11-25

SOUTHERN.....25-7
Appalachian State3-0
College of Charleston 1-0
Davidson.....n/a
Elon 1-0
Furman..... 1-0
Georgia Southern..... 5-1
Samford 7-2
UNC-Greensboro.....2-0
UT-Chattanooga.....5-4
Western Carolina.....n/a
Wofford.....n/a

SOUTHLAND23-4
Central Arkansasn/a
Lamar 2-1
McNeese State.....2-0
Nicholls Staten/a
Northwestern State 5-0
Sam Houston State 1-0
Southeastern Louisiana.....5-2
Stephen F. Austin.....4-1
Texas A&M-Corpus Christi.....n/a
Texas-Arlington 1-0
Texas-San Antonio.....3-0
Texas State.....n/a

SOUTHWEST ATHLETIC.....39-3
Alabama A&M..... 5-0
Alabama State12-2
Alcorn State.....6-1
Arkansas-Pine Bluff.....n/a
Grambling State 5-0
Jackson State..... 6-0
Mississippi Valley State2-0
Prairie View A&Mn/a
Southern.....3-0
Texas Southernn/a

SUMMIT LEAGUE.....7-4
Centenary..... 1-0
Indiana Univ.-Purdue Univ. Fort Wayne..n/a
Indiana Univ.-Purdue Univ. Indianapolis..n/a
North Dakota State 1-1
Oakland.....n/a
Oral Roberts 4-0
Southern Utah.....n/a
South Dakota State0-3
Missouri-Kansas City..... 1-0
Western Illinois.....n/a

SUN BELT 51-18
Arkansas-Little Rock.....n/a
Arkansas State.....3-2
Denvern/a
Florida Atlanticn/a
Florida International 1-1
Louisiana-Lafayette.....n/a
Louisiana-Monroen/a
Middle Tennessee.....7-2
New Orleans 1-1
North Texas.....n/a
South Alabama.....21-4
Troy15-3
Western Kentucky3-5

WEST COAST6-1
Gonzagan/a
Loyola Marymount.....n/a
Pepperdine0-1
Portlandn/a
St. Mary's.....3-0
San Diego.....n/a
San Francisco 1-0
Santa Clara.....2-0

WESTERN ATHLETIC 4-12
Boise State.....n/a
Fresno Staten/a
Hawaii.....n/a
Idaho.....n/a
Louisiana Tech1-11
Nevada2-0
New Mexico State 1-1
San Jose Staten/a
Utah Staten/a

1974-75

Record: 13-12

Coach: Stephanie Schleuder

Dec. 6	W	78-50	Athens	A!
Dec. 6	W	77-53	Judson	N!
Dec. 7	W	79-64	Troy State	N!
Jan. 8	W	64-51	Montevallo	A
Jan. 14	L	90-66	Talladega	H
Jan. 16	W	71-63	Judson	H
Jan. 17	L	74-71	Troy State	A
Jan. 20	W	70-40	South Alabama	A
Jan. 28	L	80-51	Talladega	A
Jan. 30	L	63-57	Judson	A
Feb. 1	W	48-35	Athens	H@
Feb. 1	W	62-58	Tuskegee	H@
Feb. 1	W	80-52	North Alabama	A
Feb. 3	L	70-57	North Alabama	N#
Feb. 3	W	57-48	Pensacola JC	N#
Feb. 7	L	82-81	Troy State	A#
Feb. 8	W	79-58	South Alabama	H
Feb. 14	L	93-71	Auburn	A
Feb. 17	W	74-61	Troy State	H
Feb. 21	W	52-51	North Alabama	N\$
Feb. 21	L	78-60	Auburn	A\$
Feb. 22	L	61-29	Judson	N\$
March 1	L	79-74	Auburn	H
March 7	L	66-65	Flagler	N%
March 7	L	103-58	Mississippi College	N%

! - Athens Invitational (Athens, Ala.)

@ - Alabama Invitational (Tuscaloosa, Ala.)

- Troy State Invitational (Troy, Ala.)

\$ - AAIAW Championship (Auburn, Ala.)

% - AIAW Region Championship (Athens, Ala.)

1975-76

Record: 13-9

Coach: Stephanie Schleuder

Nov. 17	L	76-54	Auburn	A
Dec. 3	W	61-30	Stillman	H
Jan. 10	W	61-57	Memphis State	H
Jan. 12	W	80-55	Stillman	A
Jan. 13	W	65-46	Montevallo	A
Jan. 17	W	101-40	Tuskegee	H
Jan. 19	W	73-63	Judson	H
Jan. 23	L	58-56	Western Kentucky	H
Jan. 24	L	107-55	Talladega	A
Jan. 26	W	74-67	Alabama State	H
Jan. 30	W	72-43	North Alabama	H!
Jan. 31	L	73-66	Georgia Southern	H!
Feb. 2	L	76-66	Alabama State	A
Feb. 7	L	86-76	Talladega	H
Feb. 9	W	106-64	Montevallo	H
Feb. 13	W	80-49	Lambuth	A
Feb. 14	L	94-62	Memphis State	A
Feb. 16	W	84-73	Judson	A
March 1	W	71-62	Auburn	N@
March 1	L	105-77	Talladega	N@
	W	90-74	Auburn	H
	L	64-56	Florida	N#

! - Alabama Invitational (Tuscaloosa, Ala.)

@ - AAIAW Championship (Troy, Ala.)

- AIAW Region Championship (Cleveland, Miss.)

1976-77

Record: 13-15

Coach: Stephanie Schleuder

Nov. 29	W	86-81	Auburn	H
Dec. 16	W	65-59	Auburn	A
Jan. 5	W	78-72	Florida	A
Jan. 7	L	78-73	Memphis State	H
Jan. 8	L	81-80	LSU	H
Jan. 10	L	73-70	Mississippi	H
Jan. 15	L	110-74	Mississippi State	A
Jan. 17	W	92-74	Florida	H
Jan. 22	L	83-57	Tennessee	A
Jan. 24	W	77-62	Georgia	A
Jan. 28	W	82-79	Mississippi College	H
Jan. 29	W	97-76	Talladega	H
Jan. 31	L	75-73	Western Kentucky	A
Feb. 4	L	97-90	Mississippi College	A
Feb. 5	L	99-75	LSU	A

Feb. 7	L	76-55	Mississippi	A
Feb. 12	W	88-66	Mississippi State	H
Feb. 14	W	77-44	South Alabama	H
Feb. 18	L	72-69	Talladega	A
Feb. 19	W	95-43	Judson	H
Feb. 21	W	90-58	South Alabama	A
Feb. 24	W	81-66	Auburn	H!
March 10	W	65-64	Savannah State	N@
March 11	L	81-47	Delta State	A@
March 12	L	99-85	Valdosta State	N@
	L	89-59	Wayland Baptist	N#
	L	88-73	Belmont	N#
	L	84-75	Indiana State	N#

! - AAIAW Championship (Tuscaloosa, Ala.)

@ - AIAW Region Championship (Cleveland, Miss.)

- NWIT (Amarillo, Texas)

1977-78

Record: 21-10

Coach: Ed Nixon

Nov. 14	L	83-80	Tuskegee	A
Nov. 17	L	74-72	Valdosta State	A
Nov. 28	L	101-65	Memphis State	A
Nov. 30	W	67-50	Auburn	H
Dec. 3	W	75-69	Middle Tennessee	A
Dec. 5	L	87-70	Mississippi	H
Dec. 11	W	77-31	Montevallo	A
Dec. 19	W	68-58	Georgia State	A
Jan. 4	L	84-60	LSU	H
Jan. 7	W	73-47	Troy State	A
Jan. 8	W	75-61	Mississippi State	H
Jan. 14	W	75-55	Talladega	H
Jan. 16	W	76-50	South Alabama	A
Jan. 20	W	66-62	Kentucky	A!
Jan. 21	W	77-72	North Carolina	N!
Jan. 23	W	78-56	Jacksonville State	H
Jan. 28	W	56-48	Auburn	A
Jan. 30	W	70-56	Florida	A
Feb. 4	W	60-56	Mississippi State	A
Feb. 6	W	91-50	South Alabama	H
Feb. 11	L	72-53	Tennessee	H
Feb. 13	W	73-56	Florida	H
Feb. 15	L	53-46	Mississippi	A
Feb. 18	W	57-48	Talladega	A
Feb. 20	W	87-47	Judson	A
Feb. 24	W	96-61	South Alabama	N@
Feb. 25	W	81-61	Talladega	N@
March 2	W	88-69	Vanderbilt	N#
March 3	L	73-71	Mississippi	N#
March 4	L	80-71	Florida	N#
March 9	L	74-61	Delta State	N\$

*! - Kentucky Invitational (Lexington, Ky.)

@ - AAIAW Championship (Jacksonville, Ala.)

- Lady Bulldog Classic (Starkville, Miss.)

\$ - AIAW Region III Championship (Tallahassee, Fla.)

1978-79

Record: 13-13

Coach: Ed Nixon

Nov. 18	L	105-57	LSU	A
Nov. 20	W	66-46	South Alabama	A
Nov. 29	L	76-72	Tuskegee	H
Dec. 4	W	90-84	Middle Tennessee	H
Dec. 18	L	86-82	UAB	A
Jan. 4	W	86-67	Auburn	N!
Jan. 5	L	100-82	Mississippi	N!
Jan. 6	W	88-66	Vanderbilt	N!
Jan. 10	L	80-65	Troy State	H
Jan. 13	W	83-70	Kentucky	H
Jan. 15	W	72-67	Vanderbilt	H
Jan. 17	L	85-52	Tennessee	A
Jan. 20	L	75-64	Auburn	A
Jan. 22	L	88-80	Florida	A
Jan. 25	W	97-78	South Alabama	H
Jan. 27	W	95-89	UAB	H
Feb. 3	W	81-65	Georgia	H
Feb. 5	L	96-87	Valdosta State	H
Feb. 10	L	80-62	South Carolina	A
Feb. 12	L	82-74	Vanderbilt	A
Feb. 14	L	92-84	Georgia State	H
Feb. 17	W	62-55	Auburn	H

Feb. 19	W	72-69	Memphis State	H
Feb. 23	W	69-68	UAB (OT)	N@
Feb. 24	W	80-72	Auburn	N@
March 8	L	80-68	Valdosta State	N#

! - Lady Bulldog Classic (Starkville, Miss.)
 @ - AAIAW Championship (Troy, Ala.)
 # - AIAW Region III Championship (Auburn, Ala.)

1979-80

Record: 12-15 (3-5 SEC)

Coach: Ed Nixon

Nov. 27	W	90-72	Troy State	H
Nov. 29	L	94-73	Oregon	N!
Nov. 30	L	75-72	Mississippi State	N!
Dec. 6	W	95-65	Alabama-Huntsville	H
Dec. 8	W	75-65	UAB	A
Dec. 15	W	85-79	Alabama State	A
Jan. 3	W	77-41	Upper Iowa	N@
Jan. 4	W	73-61	Miami	A@
Jan. 5	L	74-72	Edinboro	N@
Jan. 5	L	62-50	Army	N@
Jan. 7	L	74-65	Valdosta State	A
Jan. 10	L	88-68	Tennessee	H
Jan. 12	W	88-61	Florida State	H
Jan. 14	W	104-72	Alabama-Huntsville	A
Jan. 17	L	72-69	UAB	H
Jan. 19	W	85-66	Florida	N
Jan. 23	L	77-71	Auburn	A
Jan. 26	L	68-54	Arkansas	A
Jan. 28	L	72-56	South Alabama	A
Jan. 30	L	58-47	South Carolina	H
Feb. 2	L	72-70	Mississippi	A
Feb. 7	W	69-53	Vanderbilt	N#
Feb. 8	L	77-69	Kentucky	N#
Feb. 14	W	76-71	Miss. Univ. for Women	H
Feb. 16	W	79-58	LSU	H
Feb. 22	L	64-54	South Alabama	N\$
Feb. 23	L	70-62	UAB	N\$

! - Louisiana Tech Invitational (Ruston, La.)

@ - Miami Jamboree (Miami, Fla.)

- SEC Division Championship (Knoxville, Tenn.)

\$ - AAIAW Championship (Cleveland, Miss.)

1980-81

Record: 21-12 (4-3 SEC)

Coach: Ann Cronic

Nov. 19	W	96-73	Vanderbilt	H
Nov. 24	W	97-54	Belhaven	H
Nov. 28	L	74-62	Tennessee	N!
Nov. 28	L	77-76	Florida State	N!
Dec. 2	W	94-44	Alabama State	H
Dec. 6	L	75-73	Southern Mississippi	A
Dec. 15	W	89-66	Florida	H
Dec. 17	W	77-76	UAB	A
Jan. 3	L	80-68	LSU	A
Jan. 4	L	66-65	Southeastern Louisiana	A
Jan. 7	L	69-67	Missouri	H
Jan. 9	W	72-61	Georgia	N@
Jan. 10	L	79-72	Clemson	H@
Jan. 12	W	66-65	Auburn	H
Jan. 14	L	75-69	Mississippi State	H
Jan. 17	W	70-65	Arkansas	H
Jan. 22	W	80-61	Alabama-Huntsville	A
Jan. 24	W	78-68	South Alabama	H
Jan. 26	W	91-81	UAB	H
Jan. 29	W	67-54	Florida	N#
Jan. 30	W	77-71	Tennessee	N#
Jan. 31	W	80-66	Georgia	N#
Feb. 1	L	61-50	Auburn	N#
Feb. 3	w	75-62	Miss. Univ. for Women	A
Feb. 5	W	87-53	Alabama-Huntsville	H
Feb. 6	W	95-51	Freed-Hardeman	H
Feb. 8	L	68-54	Tennessee	A
Feb. 10	W	81-69	Troy State	A
Feb. 14	W	95-63	Florida	N
Feb. 18	W	75-73	Mississippi State (2OT)	A
Feb. 27	W	69-56	South Alabama	N\$
Feb. 28	L	67-50	Auburn	N\$
March 4	L	76-72	Mississippi College	H%

! - Lady Sunshine Tournament (Orlando, Fla.)
 @ - Lady Tiger Invitational (Clemson, S.C.)

Year-by-Year RESULTS

- SEC Championship (Baton Rouge, La.)
 \$ - AIAW Championship (Troy, Ala.)
 % - AIAW Region III Championship (Tuscaloosa)

1981-82

Record: 17-11 (4-3 SEC)

Coach: Ken Weeks

Nov. 10	W	64-62	Belhaven	A
Nov. 19	L	85-79	Chattanooga	A
Nov. 24	L	74-71	UAB	H
Dec. 3	W	72-63	Livingston	H
Dec. 5	W	71-54	Georgia State	H
Dec. 7	W	79-48	South Alabama	H
Dec. 11	L	69-56	Memphis State	N!
Dec. 12	W	93-55	Idaho State	N!
Dec. 18	W	89-59	Chattanooga	N
Jan. 4	W	75-68	Georgia State	A
Jan. 6	W	76-62	Mississippi State	A
Jan. 8	W	71-68	Charleston	N@
Jan. 9	L	63-59	Carson-Newman	A@
Jan. 11	W	93-89	Mississippi (2OT)	H
Jan. 15	W	70-56	South Alabama	A
Jan. 16	W	59-58	Florida	N
Jan. 20	W	59-55	South Carolina	H
Jan. 22	W	85-49	Carson-Newman	H
Jan. 25	L	75-59	UAB	A
Jan. 27	L	72-56	Auburn	A
Feb. 3	W	87-65	Mississippi State	H
Feb. 6	L	65-53	Mississippi	A
Feb. 11	L	71-60	Southern Mississippi	H
Feb. 13	W	80-78	LSU	H
Feb. 16	W	69-66	Livingston	A
Feb. 20	L	76-64	LSU	A
Feb. 22	L	63-59	Auburn	H
Feb. 26	L	82-76	Kentucky	A#

! - Mid America Classic (Columbia, Mo.)

@ - Rotary Classic (Jefferson City, Tenn.)

- SEC Championships (Lexington, Ky.)

1982-83

Record: 16-13 (2-6 SEC/4th West)

Coach: Ken Weeks

Nov. 18	W	81-60	Troy State	H
Nov. 23	W	63-56	Georgia Tech	H
Dec. 1	L	74-69	Memphis State	A
Dec. 4	W	94-67	Georgia State	A
Dec. 6	L	73-64	Florida State	H
Dec. 9	L	83-55	Louisiana Tech	A!
Dec. 10	W	66-58	Tulane	N!
Dec. 10	W	74-67	Northwestern State	N!
Dec. 17	L	63-51	Chattanooga	H
Jan. 3	L	77-66	North Carolina	H
Jan. 5	L	60-49	Auburn	A
Jan. 9	W	82-48	Western Kentucky	H
Jan. 12	W	81-56	South Alabama	H
Jan. 14	W	82-66	DePaul	A
Jan. 16	W	71-56	Notre Dame	A
Jan. 18	L	104-77	Kentucky	H
Jan. 22	L	77-73	LSU	H
Jan. 24	L	76-68	Mississippi	H
Jan. 26	W	78-57	Troy State	A
Jan. 29	W	74-69	Mississippi State	A
Feb. 3	W	80-63	South Alabama	A
Feb. 9	L	79-63	Auburn	H
Feb. 12	W	83-56	Florida	N
Feb. 16	W	64-61	Florida State	A
Feb. 19	L	72-56	LSU	A
Feb. 21	L	85-58	Mississippi	A
Feb. 26	W	69-58	Mississippi State	H
March 3	W	69-53	Florida	N@
March 4	L	91-73	Tennessee	A@

! - Lady Techster Dial Classic (Ruston, La.)

@ - SEC Championship (Knoxville, Tenn.)

1983-84

Record: 23-9 (5-3 SEC/3rd West)

NCAA MIDEAST REGIONAL

Coach: Ken Weeks

Nov. 17	W	84-56	West Florida	A
Nov. 23	W	85-47	St. Mary's	A
Nov. 26	L	82-56	Texas	A

Nov. 28	W	68-47	Troy State	H
Nov. 30	W	79-47	Georgia Tech	H
Dec. 3	W	81-69	North Carolina	A
Dec. 4	W	80-72	N.C. State	N
Dec. 9	W	81-53	DePaul	H
Dec. 18	W	71-55	Louisville	A
Dec. 20	W	78-49	Kentucky	A
Dec. 27	W	102-42	Xavier	N!
Dec. 28	L	75-73	St. John's	N!
Dec. 29	W	113-47	Queens	A!
Jan. 5	W	65-56	Auburn	A
Jan. 7	W	95-83	Georgia State	H
Jan. 9	W	84-66	Delta State	A
Jan. 11	W	88-67	Memphis State	H
Jan. 14	L	69-66	Western Kentucky	A
Jan. 16	L	84-74	Vanderbilt	A
Jan. 21	L	73-61	LSU	A
Jan. 23	L	60-52	Mississippi	A
Jan. 28	W	68-50	Mississippi State	H
Feb. 4	W	94-66	Delta State	H
Feb. 9	W	64-60	Auburn	H
Feb. 17	L	78-74	LSU	H
Feb. 20	W	80-65	Mississippi	H
Feb. 25	W	69-61	Mississippi State	A
March 3	W	85-66	Tennessee	N@
March 4	W	83-73	Vanderbilt	N@
March 5	L	74-65	Georgia	A@
March 18	W	78-70	Central Michigan	A#
March 23	L	65-58	Tennessee	A\$

! - Queens Holiday Classic (Flushing, N.Y.)

@ - SEC Championship (Athens, Ga.)

- NCAA Tourn., 1st Rd (Mt. Pleasant, Mich.)

\$ - NCAA Mideast Regional (Knoxville, Tenn.)

1984-85

Record: 18-10 (3-5 SEC/4th West)

Coach: Ken Weeks

Nov. 17	W	78-55	Troy State	H
Nov. 19	W	91-46	Tennessee State	H
Nov. 27	W	88-57	Alabama-Huntsville	A
Dec. 1	W	92-70	Mississippi College	H
Dec. 3	W	78-32	West Florida	H
Dec. 7	L	85-53	Texas	N!
Dec. 8	L	65-64	Cal State-Fullerton	N!
Dec. 16	W	90-72	Portland	N@
Dec. 17	W	86-56	Oregon	N@
Dec. 18	L	59-57	Oregon State	N@
Jan. 3	W	92-64	Chattanooga	A
Jan. 5	W	85-60	Southern University	H
Jan. 9	W	80-65	Mississippi State	A
Jan. 12	L	76-60	Mississippi	H
Jan. 16	L	71-53	Auburn	A
Jan. 19	L	83-76	LSU (2OT)	H
Jan. 21	W	74-63	Louisville	H
Jan. 24	W	87-61	Mississippi State	H
Jan. 26	L	66-46	Mississippi	A
Jan. 28	W	96-71	Mississippi College	A
Jan. 30	W	76-68	Troy State	A
Feb. 1	W	100-67	Georgia State	H
Feb. 6	L	87-76	LSU	A
Feb. 8	W	76-57	Stephen F. Austin	A
Feb. 9	L	76-51	Louisiana Tech	A
Feb. 13	W	67-62	Notre Dame	H
Feb. 18	W	84-67	Auburn	H
Feb. 24	L	87-85	Vanderbilt (OT)	H#

! - 7-Up Desert Classic (Las Vegas, Nev.)

@ - Giusti Tournament of Champions (Portland, OR)

- SEC Western Division Playoffs

1985-86

Record: 20-9 (2-7 SEC/8th)

Coach: Lois Myers

Nov. 22	W	89-81	Tennessee State	A
Nov. 25	W	79-50	Jackson State	H
Dec. 6	W	78-69	Boston College	N!
Dec. 7	L	66-58	Northwestern	A!
Dec. 8	W	66-40	Marquette	A
Dec. 14	W	70-47	Troy State	A
Dec. 18	W	80-68	Jackson State	A
Dec. 19	W	87-68	Arkansas State	A
Dec. 30	W	86-53	SW Missouri State	H

Jan. 2	W	57-44	Mississippi State	A
Jan. 4	W	88-36	Stephen F. Austin	H
Jan. 6	W	88-58	UAB	A
Jan. 9	W	85-70	Alabama-Huntsville	A
Jan. 10	W	85-54	North Alabama	A
Jan. 15	L	87-86	Auburn (OT)	H
Jan. 18	L	89-71	Tennessee	A
Jan. 23	L	84-75	Vanderbilt	A@
Jan. 24	W	78-50	David Lipscomb	A
Jan. 26	W	83-62	Florida	H
Jan. 29	L	76-69	Mississippi	A
Feb. 1	W	88-69	Clemson	H
Feb. 3	W	71-58	Alcorn State	H
Feb. 5	L	73-69	Georgia	H
Feb. 8	L	83-82	LSU	H
Feb. 12	W	76-75	Kentucky	H
Feb. 17	W	82-69	UAB	H
Feb. 22	L	82-77	Louisiana Tech	H
Feb. 28	W	71-57	Florida	N#
March 1	L	88-71	Georgia	A#

! - Northwestern Classic (Evanston, Ill.)

@ - Held at Aquinas JC, (Nashville, Tenn.)

- SEC Tournament (Athens, Ga.)

1986-87

Record: 19-10 (2-7 SEC/8th)

Coach: Lois Myers

Nov. 28	W	81-60	Florida A&M	N!
Nov. 29	W	76-49	UAB	N!
Nov. 30	L	78-59	Georgia	N!
Dec. 3	W	81-70	Livingston	H
Dec. 5	W	77-72	Texas-San Antonio	N@
Dec. 6	W	75-68	Stephen F. Austin	A@
Dec. 9	L	94-89	Texas Tech (2OT)	H
Dec. 13	W	85-64	Troy State	A
Dec. 18	W	102-58	Illinois-Chicago	H
Dec. 30	W	85-79	Clemson	A
Dec. 31	W	81-69	Chattanooga	A
Jan. 2	W	94-92	Northwestern State	N#
Jan. 3	W	67-66	Nevada-Reno	N#
Jan. 9	W	84-28	Tennessee State	H
Jan. 11	L	90-84	Vanderbilt	H
Jan. 17	L	74-70	Mississippi	H
Jan. 24	W	99-60	Mississippi College	H
Jan. 29	W	79-58	UAB	H
Feb. 1	L	77-55	Georgia	A
Feb. 4	W	77-54	Mississippi State	H
Feb. 7	L	89-80	Kentucky	A
Feb. 11	W	74-64	Alcorn State	A
Feb. 15	L	81-66	LSU	A
Feb. 21	L	78-60	Auburn	A
Feb. 26	L	108-77	Tennessee	H
Feb. 28	W	87-65	Florida	H
March 2	W	83-60	Mississippi College	A
March 4	W	88-76	Mississippi State	N%
March 5	L	89-61	Auburn	N%

! - Southern Invitational (Atlanta, Ga.)

@ - Ladyjack Dial Classic (Nacogdoches, Texas)

- Nevada-Reno Wolfpack Classic (Reno, Nev.)

% - SEC Tournament (Albany, Ga.)

1987-88

Record: 18-10 (5-4 SEC/6th)

NCAA MIDWEST REGIONAL

Coach: Lois Myers

Nov. 27	W	103-56	Tennessee State	A
Nov. 29	W	80-74	Arizona (2OT)	N!
Nov. 30	L	66-63	Western Kentucky	N!
Dec. 4	L	81-58	Virginia	N@
Dec. 5	W	80-69	St. Joseph's	N@
Dec. 8	W	88-72	Livingston	A
Dec. 13	W	76-67	UAB	A
Dec. 19	W	86-62	Montevallo	H
Dec. 20	W	88-76	Southern Mississippi	H
Dec. 31	L	102-81	New Mexico State	A
Jan. 2	L	74-64	Texas Tech	A
Jan. 7	L	84-67	Georgia	H
Jan. 13	W	74-54	Kentucky	H
Jan. 15	W	83-64	Arkansas State	H
Jan. 20	W	81-79	LSU (OT)	H
Jan. 23	L	97-70	Tennessee	A

Jan. 27	L	88-57	Auburn	H
Feb. 1	W	70-64	Florida State	A
Feb. 3	W	75-53	Florida	A
Feb. 8	W	97-58	Middle Tennessee State	H
Feb. 10	W	82-63	Alcorn State	H
Feb. 13	W	77-73	Mississippi State	A
Feb. 15	W	84-78	Union University	H
Feb. 18	L	71-65	Vanderbilt	A
Feb. 24	W	87-86	Mississippi	A
Feb. 26	W	88-57	Alabama State	H
March 4	L	76-66	Mississippi	N#
March 16	L	77-63	South Carolina	A\$

! - Bowling Green Bank Inv. (Bowling Green, Ky.)
 @ - Investor's Classic (Charlottesville, Va.)
 # - SEC Tournament (Albany, Ga.)
 \$ - NCAA Tournament, First Round (Columbia, S.C.)

1988-89

Record: 14-15 (1-8 SEC/10th)				
Coach: Lois Myers				
Nov. 13	W	60-59	Sweden (Exh.)	H
Nov. 25	L	75-66	West Virginia	N!
Nov. 26	W	88-29	Pan American	N!
Nov. 29	W	107-43	Tennessee State	H
Dec. 2	W	82-54	McNeese State	N@
Dec. 3	L	84-79	Southern Mississippi	A@
Dec. 10	L	75-71	North Carolina	N#
Dec. 11	W	77-31	American	N#
Dec. 15	W	98-59	North Alabama	H
Dec. 17	L	66-57	Tennessee Tech	H
Dec. 18	W	91-77	Alcorn State	H
Dec. 29	W	84-67	Arizona State	N\$
Dec. 30	L	65-54	St. John's	A\$
Jan. 4	W	80-64	Tulane	H
Jan. 7	L	73-58	Mississippi	H
Jan. 11	W	73-54	Georgia Southern	H
Jan. 14	L	76-75	Florida	A
Jan. 17	W	83-57	Union	A
Jan. 21	L	74-71	LSU	A
Jan. 22	W	69-67	Tulane	A
Jan. 25	L	86-71	Alcorn State	A
Jan. 30	W	70-68	Florida State	H
Feb. 4	L	91-79	Vanderbilt	H
Feb. 8	W	77-64	Mississippi State	H
Feb. 11	L	56-55	Georgia	A
Feb. 17	L	89-84	Kentucky	A
Feb. 22	L	89-44	Auburn	A
Feb. 26	L	81-65	Tennessee	H
March 3	W	59-55	Mississippi State	N%
March 4	L	89-61	Tennessee	N%

! - Reser-Sooner Classic (Norman, Okla.)
 @ - Lady Golden Eagle Classic (Hattiesburg, Miss.)
 # - Lady Herd Classic (Huntington, W. Va.)
 \$ - Very Rev. Cahill C.M. Tourn. (Jamaica, N.Y.)
 % - SEC Tournament (Albany, Ga.)

1989-90

Record: 16-12 (4-5 SEC/7th)				
Coach: Rick Moody				
Nov. 24	W	86-59	Chattanooga	N!
Nov. 25	W	102-70	Georgia State	A!
Nov. 29	W	71-64	Lamar	A
Dec. 1	W	91-40	Southern	N@
Dec. 2	L	71-51	Houston	A@
Dec. 6	L	81-76	Florida State	H
Dec. 8	W	84-65	Arkansas State	N#
Dec. 9	W	71-67	Alcorn State	N#
Dec. 13	W	65-60	UAB	H
Dec. 16	W	60-49	Alcorn State	H
Dec. 28	W	75-68	Western Kentucky	N\$
Dec. 29	L	74-69	Villanova	A\$
Jan. 2	L	62-61	Southeast Louisiana	A
Jan. 3	W	71-63	Tulane	A
Jan. 6	L	67-41	Mississippi	A
Jan. 9	L	70-65	Georgia	H
Jan. 15	W	67-57	New Orleans	H
Jan. 21	W	67-66	LSU	H
Jan. 24	W	84-71	Florida	H
Jan. 29	L	66-49	Louisiana Tech	H
Feb. 3	L	98-74	Vanderbilt	A
Feb. 5	L	74-63	Tennessee Tech	A

Feb. 8	W	69-63	Jacksonville State	H
Feb. 14	W	71-63	Mississippi State	A
Feb. 17	L	74-58	Kentucky	H
Feb. 21	W	71-68	Auburn	H
Feb. 24	L	80-65	Tennessee	A
March 2	L	71-45	Mississippi	N%

! - Southern Invitational (Atlanta, Ga.)
 @ - Lady Cougar (Houston, Texas)
 # - Hawaiian Tropic/Shoney's Classic (Murray, Ky.)
 \$ - Havoline Wildcat Christmas Classic (Villanova, Pa.)
 % - SEC Tournament (Albany, Ga.)

1990-91

Record: 17-12 (3-6 SEC/9th)				
Coach: Rick Moody				
Nov. 8	L	72-68	Sweden (Exh.)	H
Nov. 23	L	80-62	UNLV	A
Nov. 24	W	76-61	San Francisco	N!
Nov. 27	W	89-79	Jacksonville State	H
Nov. 30	W	106-41	Tuskegee	N@
Dec. 2	W	92-69	Auburn-Montgomery	H
Dec. 7	W	96-44	Delaware State	N#
Dec. 8	W	77-42	Morgan State	N#
Dec. 15	W	78-57	Auburn-Montgomery	A
Dec. 17	L	67-55	New Orleans	A
Dec. 20	L	72-62	Lamar	H\$
Dec. 21	W	62-21	Georgia State	H\$
Jan. 3	L	63-57	Louisiana Tech	A
Jan. 7	W	84-70	UAB	A
Jan. 9	L	86-61	Tennessee	H
Jan. 12	W	73-63	Vanderbilt	H
Jan. 16	L	88-65	Florida State	A
Jan. 17	W	99-71	Alabama State	A
Jan. 23	W	69-57	Mississippi State	A
Jan. 24	W	72-65	Kentucky	A
Feb. 2	L	77-48	Auburn	A
Feb. 6	L	78-72	Mississippi	H
Feb. 9	L	93-90	Florida	A
Feb. 13	W	105-74	Alabama State	H
Feb. 16	L	78-66	LSU	A
Feb. 20	L	83-47	Georgia	A
Feb. 23	W	73-56	Mississippi State	H
Feb. 26	W	77-57	Southeastern Louisiana	H
March 1	W	95-75	Florida	N%
March 2	L	78-69	Georgia	N%

! - UNLV 7-Up Desert Classic (Las Vegas, Nev.)
 @ - Birmingham Civic Center
 # - Radford Invitational (Radford, Va.)
 \$ - Shoney's Classic (Tuscaloosa, Ala.)
 % - SEC Tournament (Albany, Ga.)

1991-92

Record: 23-7 (7-4 SEC/3rd)				
NCAA MIDEAST REGIONAL (2nd Rd)				
Coach: Rick Moody				
Nov. 22	W	81-58	Tulane	A
Nov. 26	W	103-62	Alabama State	H
Nov. 29	W	118-86	Northeast Louisiana	N!
Nov. 30	L	91-86	DePaul	A!
Dec. 2	W	83-74	Loyola-Chicago	A
Dec. 6	W	100-80	Cincinnati	N@
Dec. 7	W	101-69	Middle Tennessee State	A@
Dec. 15	L	94-51	Vanderbilt	A
Dec. 17	W	97-80	Austin Peay State	A
Dec. 19	W	86-60	Jackson State	H#
Dec. 20	W	93-80	Houston	H#
Jan. 4	L	103-101	Florida	H
Jan. 8	W	92-61	Mississippi Valley State	A
Jan. 11	W	80-74	South Carolina	A
Jan. 13	W	114-90	Appalachian State	A
Jan. 18	W	80-72	LSU	H
Jan. 26	L	82-72	Tennessee	A
Jan. 28	W	86-77	Xavier	A
Feb. 1	W	78-72	Kentucky	H
Feb. 6	W	85-66	Alabama State	A
Feb. 8	W	69-66	Mississippi State	H
Feb. 12	W	72-69	Auburn	H
Feb. 15	L	72-59	Mississippi	A
Feb. 20	W	100-75	Oral Roberts	H
Feb. 22	W	80-76	Arkansas	A
Feb. 24	W	110-51	Mississippi Valley State	H

Feb. 29	W	105-81	Georgia	H
March 6	L	95-87	Kentucky	N\$
March 18	W	100-87	Tennessee Tech	H%
March 21	L	98-68	Western Kentucky	A^

! - DePaul Coopers & Lybrand Classic (Chicago, Ill.)
 @ - MTSU Garden Plaza Classic (Murfreesboro, Tenn.)
 # - Alabama Shoney's Inn Classic (Tuscaloosa, Ala.)
 \$ - SEC Tournament (Albany, Ga.)
 % - NCAA Mideast Subregional (Tuscaloosa, Ala.)
 ^ - NCAA Mideast Subregional (Bowling Green, Ky.)

1992-93

Record: 22-9 (6-5 SEC/5th)				
NCAA MIDEAST REGIONAL (2nd Rd)				
Coach: Rick Moody				
Dec. 1	L	92-76	Athletes in Action (Exh.)	H
Dec. 4	W	91-71	Delta State	N!
Dec. 5	L	93-72	Louisiana Tech	A!
Dec. 13	L	87-70	Vanderbilt	H
Dec. 15	W	111-79	Austin Peay State	H
Dec. 18	W	117-51	Grambling State	H@
Dec. 19	L	79-68	Clemson	H@
Dec. 29	W	103-101	Georgia Tech (OT)	N#
Dec. 30	W	71-64	St. Joseph's	A#
Jan. 2	L	81-75	Florida	A
Jan. 5	W	95-76	Xavier (Ohio)	H
Jan. 9	W	82-67	South Carolina	H
Jan. 16	W	74-69	LSU	A
Jan. 18	W	94-65	South Alabama	A
Jan. 21	W	91-69	Mercer	A
Jan. 23	L	86-74	Tennessee	H
Jan. 26	W	90-74	Tulane	H
Jan. 31	L	77-73	Kentucky	A
Feb. 3	W	107-64	Loyola-Chicago	H
Feb. 6	W	102-89	Mississippi State	A
Feb. 8	W	94-64	Appalachian State	H
Feb. 13	W	93-74	Mississippi	H
Feb. 17	L	93-67	Auburn	A
Feb. 20	W	66-56	Arkansas	H
Feb. 25	W	122-52	Oral Roberts	H
Feb. 28	W	67-50	Georgia	A
March 1	W	80-57	Alabama State	A
March 5	W	106-86	LSU	N%
March 6	W	88-73	Florida	N%
March 7	L	76-72	Georgia	N%
March 17	W	102-70	Georgia Southern	H^
March 21	L	74-73 OT	North Carolina	A&

! - Louisiana Tech Dial Classic (Ruston, La.)
 @ - Alabama's Shoney's Classic (Tuscaloosa, Ala.)
 # - St. Joseph's Texaco/Hawk Classic (Philadelphia, Pa.)
 % - SEC Tournament (Chattanooga, Tenn.)
 ^ - NCAA Mideast Subregional (Tuscaloosa, Ala.)
 & - NCAA Mideast Subregional (Chapel Hill, N.C.)

1993-94

Record: 26-7 (7-4 SEC/4th)				
NCAA MIDWEST REGIONAL CHAMPS				
FINAL FOUR				
Coach: Rick Moody				
Nov. 17	W	69-63	Levski-Totel (Exh.)	H
Nov. 24	W	91-87	Athletes in Action (Exh.)	H
Nov. 26	W	82-62	Eastern Washington	N!
Nov. 27	W	99-57	Iowa State	A!
Dec. 3	W	98-31	Coppin State	H@
Dec. 4	W	81-50	Grambling State	H@
Dec. 8	W	86-65	East Tennessee State	A
Dec. 11	W	99-77	Louisiana Tech	H
Dec. 29	W	107-53	Eastern Carolina	N#
Dec. 30	L	89-83	North Carolina	N#
Dec. 31	W	87-33	Florida State	N#
Jan. 5	W	70-57	Georgia	H
Jan. 7	W	79-68	Illinois	A
Jan. 9	L	77-73	Vanderbilt	A
Jan. 12	W	119-43	Troy State	A
Jan. 16	L	80-75	Florida	H
Jan. 18	W	101-46	Mercer	H
Jan. 22	W	94-77	South Carolina	A
Jan. 26	W	92-54	South Alabama	H
Jan. 30	W	91-74	LSU	H
Feb. 2	L	82-75	Arkansas	A
Feb. 5	L	85-69	Tennessee	A

Year-by-Year RESULTS

Feb. 13	W	96-82	Kentucky	H
Feb. 16	W	84-71	Auburn	H
Feb. 19	W	68-55	Mississippi State	H
Feb. 23	W	98-56	Alabama State	H
Feb. 26	W	76-64	Mississippi	A
Feb. 28	W	101-66	Troy State	H
March 4	W	86-84	Mississippi (OT)	N\$
March 6	L	72-56	Tennessee	N\$
March 13	W	96-86	Oregon State	H%
March 20	W	84-78	Iowa	A%
March 25	W	73-68	Texas Tech	N^
March 26	W	96-82	Penn State	N^
April 2	L	69-66	Louisiana Tech	N&

! - Iowa State Cyclone Classic (Des Moines, IA)
 @ - Alabama's Shoney's Classic
 # - UCF Holiday Classic (Orlando, Fla.)
 \$ - SEC Tournament (Chattanooga, Tenn.)
 % - NCAA Midwest Subregional (Tuscaloosa)
 ^ - Midwest Regional (Austin, Texas)
 & - NCAA Final Four (Richmond, Va.)

1994-95

Record: 22-9 (7-4 SEC/T-4th)
 NCAA EAST REGIONAL (Sweet 16)

Coach: Rick Moody

Nov. 12	W	103-91	Uralmash, Russia (Exh.)	H
Nov. 22	W	67-42	Athletes in Action (Exh.)	H
Nov. 25	W	73-57	Villanova	H!
Nov. 26	W	90-70	Grambling State	H!
Dec. 2	W	74-62	Colorado State	N@
Dec. 3	W	105-87	Notre Dame	N@
Dec. 6	W	93-79	Arkansas	H
Dec. 9	W	102-50	Lamar	N#
Dec. 10	W	99-62	Texas-Arlington	A#
Dec. 19	W	99-70	Middle Tennessee State	H
Dec. 28	L	79-76	San Diego State	N\$
Dec. 29	W	119-46	UNC-Asheville	N\$
Jan. 3	W	102-64	East Tennessee State	H
Jan. 5	L	75-73	Maine	A
Jan. 8	W	71-63	Vanderbilt	H
Jan. 10	W	84-47	Illinois	H
Jan. 15	L	97-88	Florida	A
Jan. 18	L	91-67	Georgia	A
Jan. 22	W	85-62	South Carolina	H
Jan. 28	L	86-70	Auburn	A
Jan. 31	W	90-60	LSU	A
Feb. 5	W	95-63	Central Florida	H
Feb. 7	L	95-44	Tennessee	H
Feb. 11	L	72-56	Louisiana Tech	A
Feb. 18	W	68-62	Kentucky	A
Feb. 25	W	76-55	Mississippi State	A
Feb. 27	W	84-78	Mississippi	H
March 4	W	94-60	Tennessee State	H
March 4	W	86-72	Arkansas	N%
March 5	L	84-70	Tennessee	N%
March 16	W	82-55	Mt. St. Mary's	H^
March 18	W	121-120	Duke (4OT)	H^
March 23	L	87-56	Connecticut	A&

! - UA/Sheraton Capstone Inn Classic (Tuscaloosa, Ala.)
 @ - UCI-Irvine Newport Marriott Classic (Irvine, Calif.)
 # - UT-Arlington Country Suites Classic (Arlington, Texas)
 \$ - St. Joseph's Redman Christmas Inv. (Jamaica, N.Y.)
 % - SEC Tournament (Chattanooga, Tenn.)
 ^ - NCAA East Subregional (Tuscaloosa, Ala.)
 & - NCAA East Regional (Storrs, Conn.)

1995-96

Record: 24-8 (7-4 SEC/3rd)
 NCAA WEST REGIONAL (Sweet 16)

Coach: Rick Moody

Nov. 13	W	94-36	Victoria All-Stars (Exh.)	H
Nov. 17	W	84-80	Athletes in Action (Exh.)	H
Nov. 24	W	87-58	Central Florida	H!
Nov. 25	W	79-43	Maine	H!
Dec. 2	W	95-64	East Tennessee State	A
Dec. 3	W	85-57	Richmond	A@
Dec. 8	L	81-67	Connecticut	N@
Dec. 9	W	92-62	Jackson State	N#
Dec. 17	W	68-53	Middle Tennessee State	A#
Dec. 18	L	89-83	Georgia	H
Dec. 18	W	94-35	Bethune Cookman	H

Dec. 21	W	89-62	UNC Greensboro	N\$
Dec. 22	W	73-52	Vermont	A\$
Dec. 28	W	71-62	Oklahoma	N%
Dec. 28	W	70-64	Western Kentucky	N%
Jan. 4	W	92-85	Arkansas (OT)	A
Jan. 7	L	65-55	Mississippi	A
Jan. 13	W	97-64	Mississippi State	H
Jan. 16	W	74-69	Northwestern State	A
Jan. 20	W	66-51	Kentucky	H
Jan. 24	W	69-67	Auburn	H
Jan. 28	L	81-69	Tennessee	A
Jan. 31	W	105-42	Alabama State	H
Feb. 3	W	86-60	LSU	H
Feb. 13	L	75-58	Auburn	A
Feb. 17	W	73-54	Florida	H
Feb. 19	L	73-59	Vanderbilt	A
Feb. 22	W	75-68	South Carolina (OT)	A
March 2	W	65-59	Auburn	N^
March 3	W	86-70	LSU	N^
March 4	L	64-60	Tennessee	N^
March 15	W	95-66	Appalachian State	H&
March 17	W	88-68	N.C. State	H&
March 23	L	78-76	Stanford (OT)	N*

! - UA Sheraton Capstone Inn Classic (Tuscaloosa, Ala.)
 @ - Richmond's Central Fidelity Inv. (Richmond, Va.)
 # - Garden Plaza/Lady Raider Classic (Murfreesboro, Tenn.)
 \$ - Vermont's Howard Bank Cl. (Burlington, Vt.)
 % - Junkanoo Shootout (Nassau, Bahamas)
 ^ - SEC Tournament (Chattanooga, Tenn.)
 & - NCAA West Subregional (Tuscaloosa, Ala.)
 * - NCAA West Regional (Seattle, Wash.)

1996-97

Record: 25-7 (10-2 SEC/2nd)
 NCAA EAST REGIONAL (Sweet 16)

Coach: Rick Moody

Nov. 14	W	116-45	Byelorussia (Exh.)	H
Nov. 17	L	74-65	Stanford	A
Nov. 21	W	71-53	Athletes in Action (Exh.)	H
Nov. 28	W	102-74	Arizona State	N!
Nov. 29	W	88-32	Puerto Rico-Mayaguez	A
Nov. 30	L	91-81	North Carolina State	N!
Dec. 6	W	62-37	Jackson State	H@
Dec. 7	W	85-44	Lynn	H@
Dec. 18	W	89-44	Akron	N#
Dec. 19	W	68-47	Penn State	N#
Dec. 20	W	88-74	North Carolina	N#
Dec. 27	W	70-67	Grambling State	N\$
Dec. 29	W	73-43	Miami	A\$
Jan. 2	W	70-65	Oral Roberts	H
Jan. 5	W	88-60	Mississippi	H
Jan. 7	W	68-65	Auburn	A
Jan. 10	W	72-52	Mississippi State	A
Jan. 15	W	68-64	Georgia	A
Jan. 17	W	101-67	Oral Roberts	A
Jan. 22	W	78-62	Kentucky	N%
Jan. 26	L	63-60	Tennessee	H
Jan. 27	W	78-44	Jackson State	H
Feb. 1	L	84-74	LSU	A
Feb. 6	W	102-61	Arkansas	H
Feb. 9	W	87-38	South Carolina	H
Feb. 11	W	89-57	Auburn	H
Feb. 16	W	86-81	Florida	A
Feb. 18	L	69-67	UNC-Charlotte (OT)	A
Feb. 23	W	70-60	Vanderbilt	H
March 1	W	85-63	Arkansas	N^
March 2	L	83-72	Florida	N^
March 4	W	94-50	Saint Francis	H&
March 16	W	61-52	St. Joseph's	H&
March 22	L	87-71	Notre Dame	N*

! - San Juan Shootout (Puerto Rico)
 @ - Alabama Sheraton Capstone Inn Classic (Tuscaloosa, Ala.)
 # - CellularOne Beach Classic (Myrtle Beach, S.C.)
 \$ - Miami's Holiday Classic (Miami, Fla.)
 % - Cincinnati, Ohio
 ^ - NCAA East Subregional (Tuscaloosa, Ala.)
 & - NCAA East Regional (Columbia, S.C.)

1997-98

Record: 24-10 (10-4 SEC/T-2nd)
 NCAA MIDWEST REGIONAL (Sweet 16)

Coach: Rick Moody

Nov. 5	W	82-55	Baltic All-Stars (Exh.)	H
Nov. 10	W	88-68	B.C. Shelen (Exh.)	H
Nov. 14	W	91-41	Furman	H!
Nov. 16	L	74-66	Nebraska	A!
Nov. 28	W	91-62	Marshall	N@
Nov. 29	L	61-58	Iowa State	N@
Nov. 30	W	77-70	Indiana	N@
Dec. 2	W	104-43	Samford	H
Dec. 6	W	94-53	Akron	H
Dec. 17	L	89-87	Stephen F. Austin	N#
Dec. 18	W	74-49	Elon	N#
Dec. 21	L	70-62	Florida	A
Dec. 28	W	79-70	Boston College (OT)	N\$
Dec. 29	L	74-69	St. Joseph's (OT)	A\$
Jan. 4	W	82-62	South Carolina	A
Jan. 7	W	62-46	Auburn	H
Jan. 11	L	102-92	Arkansas (OT)	A
Jan. 14	W	82-62	Mississippi	A
Jan. 18	W	85-69	Mississippi State	H
Jan. 20	W	74-68	Northwestern State	A
Jan. 24	W	62-56	Kentucky	H
Jan. 29	W	67-54	LSU	A
Feb. 1	L	73-66	Tennessee	A
Feb. 3	W	73-51	LSU	H
Feb. 5	W	74-50	UNC-Charlotte	H
Feb. 8	W	90-77	Georgia	H
Feb. 11	W	62-45	Auburn	H
Feb. 14	W	73-51	Florida	A
Feb. 18	W	87-48	Georgia Southern	A
Feb. 22	L	81-79	Vanderbilt	A
Feb. 27	W	92-72	South Carolina	N%
Feb. 28	W	74-61	Florida	N%
March 1	L	67-63	Tennessee	N%
March 13	W	94-46	UNC Greensboro	H^
March 15	W	75-74	UCLA	H^
March 21	L	71-57	Louisiana Tech	N&

! - Preseason WNIT
 @ - Rainbow Wahine Invitational (Honolulu, Hawaii)
 # - L'eggs Classic (Las Cruces, N.M.)
 \$ - Corestates Hawk Classic (Philadelphia, Pa.)
 % - SEC Tournament (Columbus, Ga.)
 ^ - NCAA Midwest Subregional (Tuscaloosa, Ala.)
 & - NCAA Midwest Regional (Lubbock, Texas)

1998-99

Record: 20-11 (7-7 SEC/T-5th)
 NCAA MIDWEST REGIONAL (2nd Rd)

Coach: Rick Moody

Nov. 6	W	107-78	Miss. All-Stars (Exh.)	H
Nov. 10	W	79-66	Athletes in Action (Exh.)	H
Nov. 13	W	93-65	Northwestern State	H
Nov. 15	W	72-40	Georgia Southern	H
Nov. 19	W	96-52	Samford	A
Nov. 27	W	77-31	New Mexico State	N!
Nov. 28	W	87-67	DePaul	A!
Dec. 1	W	96-55	South Alabama	A
Dec. 5	W	79-68	Old Dominion	N@
Dec. 6	L	77-73	Penn State	N@
Dec. 10	L	77-71	Florida	H
Dec. 13	W	97-80	UAB	N#
Dec. 20	L	90-75	North Carolina	N\$
Dec. 29	W	92-71	TCU	N%
Dec. 30	W	65-56	St. Peter's	A%
Jan. 3	L	85-70	Georgia	A
Jan. 7	L	73-69	Auburn	A
Jan. 14	W	78-51	Mississippi	H
Jan. 17	W	75-59	Mississippi State	A
Jan. 24	L	76-72	Kentucky	A
Jan. 28	W	71-66	LSU	H
Jan. 31	L	85-73	Tennessee	H
Feb. 3	L	75-50	LSU	A
Feb. 7	W	87-73	South Carolina	H
Feb. 11	W	72-57	Auburn	H
Feb. 15	W	75-73	Florida	A
Feb. 18	L	77-73	Arkansas	H
Feb. 21	W	102-59	Vanderbilt	H
Feb. 25	W	82-71	South Carolina	N^

Feb. 26	W	76-72	Auburn	N^
Feb. 27	L	80-69	Tennessee	N^
March 12	W	80-68	Grambling State	N&
March 14	L	70-56	North Carolina	A&
! - Moran Realty Classic (Chicago, Ill.)				
@ - Wachovia Women's Invitational (Richmond, Va.)				
# - Hardwood Classic (Birmingham, Ala.)				
\$ - ACC-SEC Challenge (Myrtle Beach, S.C.)				
% - St. Peter's Holiday Classic (Jersey City, N.J.)				
^ - SEC Tournament (Chattanooga, Tenn.)				
& - NCAA Midwest Subregional (Chapel Hill, N.C.)				

1999-2000

Record: 15-14 (5-9 SEC/T-8th)
WNIT (First Round)
Coach: Rick Moody

Nov. 2	W	94-82	Miss. All-Stars (Exh.)	H
Nov. 10	W	76-67	Slovan Bratislava (Exh.)	H
Nov. 19	W	77-50	St. John's	N!
Nov. 20	L	73-72	Michigan State	A!
Nov. 23	W	88-51	Samford	H
Nov. 26	W	63-60	Kansas State	N@
Nov. 27	W	87-77	Drake	N@
Nov. 30	W	82-54	South Alabama	H
Dec. 2	L	81-69	Tulane	A
Dec. 5	W	82-62	Akron	A
Dec. 11	W	76-51	Alabama A&M	H
Dec. 20	W	84-69	UMKC	N#
Dec. 21	W	61-59	St. Mary's	A#
Dec. 29	L	77-57	Memphis	A
Jan. 6	W	84-58	Belmont	H
Jan. 9	L	71-62	Georgia	H
Jan. 13	L	69-51	Auburn	A
Jan. 20	W	69-67	Mississippi	A
Jan. 23	L	85-65	Mississippi State	H
Jan. 27	W	68-67	Kentucky	H
Jan. 30	W	69-67	Mississippi	H
Feb. 3	L	66-62	Arkansas	A
Feb. 6	L	65-47	Tennessee	A
Feb. 10	W	72-68	LSU	H
Feb. 13	L	69-59	Auburn	H
Feb. 17	W	69-67	South Carolina	A
Feb. 20	L	68-63	Vanderbilt	H
Feb. 24	L	72-37	Georgia	A
Feb. 27	L	84-60	Florida	A
March 2	L	67-63	Kentucky	N\$
March 16	L	70-68	Chattanooga	A%
! - Felpausch/MSU Holiday Classic (E. Lansing, Mich.)				
@ - Torneo Cancun de Basquetbol (Cancun, Mexico)				
# - St. Mary's Christmas Classic (Moraga, Calif.)				
\$ - SEC Tournament (Chattanooga, Tenn.)				
% - WNIT				

2000-01

Record: 19-12 (5-9 SEC/T-8th)
WNIT (Second Round)
Coach: Rick Moody

Nov. 17	W	66-42	Samford	A
Nov. 22	W	64-63	Tulane	H
Nov. 24	W	76-63	California	N!
Nov. 25	W	73-43	Illinois-Chicago	A!
Nov. 28	W	53-46	South Alabama	A
Dec. 2	W	70-67	Belmont	A
Dec. 6	W	65-55	Memphis	H
Dec. 10	W	54-53	Michigan State	H
Dec. 20	W	66-56	Creighton	N@
Dec. 21	L	58-54	Oklahoma State (OT)	N@
Dec. 29	W	74-62	UMass	N#
Dec. 31	W	86-77	St. Peter's (OT)	A#
Jan. 4	W	74-41	Alabama A&M	H
Jan. 7	L	96-41	Georgia	A
Jan. 11	W	60-53	Auburn	H
Jan. 14	L	82-67	South Carolina	H
Jan. 18	L	65-57	Mississippi	H
Jan. 21	W	65-62	Mississippi State	A
Jan. 25	L	71-64	Kentucky	A
Jan. 28	W	67-64	Mississippi	A
Feb. 1	W	74-69	Arkansas	H
Feb. 4	L	97-75	Tennessee	A
Feb. 8	L	74-58	LSU	H
Feb. 11	W	61-60	Auburn	A

Feb. 18	L	68-56	Vanderbilt	A
Feb. 22	L	71-48	Georgia	H
Feb. 25	L	74-62	Florida	H
March 1	W	59-55	Auburn	N\$
March 2	L	82-52	Tennessee	N\$
March 15	W	77-67	Memphis	H%
March 18	L	84-72	UAB	A%
! - UIC Thanksgiving Tournament (Chicago, Ill.)				
@ - SunSplash Shootout (Nassau, Bahamas)				
# - St. Peter's Holiday Classic (Jersey City, N.J.)				
\$ - SEC Tournament (Memphis, Tenn.)				
% - WNIT				

2001-02

Record: 19-12 (7-7 SEC/T-7th)
WNIT (Quarterfinals)
Coach: Rick Moody

Nov. 16	W	96-44	Samford	H
Nov. 20	W	101-58	Troy State	H
Nov. 23	W	90-89	Louisville	N!
Nov. 24	L	81-79	Pepperdine	A!
Nov. 27	W	73-38	Birmingham Southern	A
Dec. 2	L	78-75	Providence	A
Dec. 5	L	89-84	Alabama State	A
Dec. 9	W	63-61	South Alabama	H
Dec. 18	W	72-53	Jacksonville State	A
Dec. 21	W	85-69	SMU	N@
Dec. 22	W	71-56	Maryland	N@
Dec. 29	W	66-65	UMass	N#
Dec. 30	W	70-61	Villanova	A#
Jan. 6	L	63-62	Kentucky	H
Jan. 10	W	84-70	Arkansas	A
Jan. 13	L	83-77	Florida	A
Jan. 17	L	69-46	Vanderbilt	H
Jan. 20	L	82-57	Tennessee	A
Jan. 24	W	78-70	Auburn	H
Jan. 27	W	61-58	Kentucky	A
Feb. 3	L	72-70	Arkansas	H
Feb. 7	W	92-86	Mississippi State	H
Feb. 10	W	60-57	Auburn	A
Feb. 14	L	69-54	South Carolina	A
Feb. 17	W	86-69	Mississippi	H
Feb. 21	L	73-62	Georgia	A
Feb. 24	W	82-73	LSU	H
Feb. 28	L	64-60	Georgia	N\$
March 13	W	68-67	Missouri	A^
March 17	W	99-77	Eastern Kentucky	A^
March 19	L	79-61	Michigan State	A^
! - Pepperdine Thanksgiving Classic (Malibu, Calif.)				
@ - Torneo Cancun de Basquetbol (Cancun, Mexico)				
# - PNC Wildcat Classic (Villanova, Penn.)				
\$ - SEC Tournament (Nashville, Tenn.)				
^ - WNIT				

2002-03

Record: 13-15 (3-11 SEC/10th)
Coach: Rick Moody

Nov. 22	W	68-46	Samford	A
Nov. 26	W	75-58	Birmingham-Southern	H
Nov. 29	W	61-56	UT-San Antonio	A!
Nov. 30	W	69-56	Stephen F. Austin	N!
Dec. 3	W	72-56	Providence	H
Dec. 7	W	67-64	Liberty	N@
Dec. 8	L	81-72	East Carolina	A@
Dec. 16	W	80-72	Illinois-Chicago	H
Dec. 18	L	79-57	South Alabama	A
Dec. 21	W	70-59	BYU	N#
Dec. 29	W	89-64	Bucknell	N\$
Dec. 30	W	62-57	St. Peter's	A\$
Jan. 4	L	68-62	Houston	A
Jan. 12	L	59-55	Kentucky	A
Jan. 16	L	88-45	Tennessee	H
Jan. 19	L	65-61	Auburn	A
Jan. 23	L	77-47	Georgia	H
Jan. 26	W	81-70	Mississippi	A
Jan. 30	L	72-56	Mississippi State	A
Feb. 2	L	59-58	Arkansas	H
Feb. 6	L	80-69	Vanderbilt	A
Feb. 9	L	48-34	South Carolina	H
Feb. 13	L	85-43	LSU	A
Feb. 16	W	69-65	Florida	H

Feb. 23	L	73-71	Kentucky (2OT)	H
Feb. 27	W	67-62	Auburn	H
March 2	L	68-57	Arkansas	A
March 6	L	53-48	Arkansas	N%
! - Hampton Inn Six Flags/UTSA Classic (San Antonio, Texas)				
@ - US Cellular Invitational (Greenville, N.C.)				
# - Triple Crown Sports Classic (Albuquerque, N.M.)				
\$ - St. Peter's Holiday Classic (Jersey City, N.J.)				
% - SEC Tournament (Little Rock, Ark.)				

2003-04

Record: 12-16 (4-10 SEC/10th)
Coach: Rick Moody

Nov. 24	W	76-74	Michigan (ot)	A
Nov. 28	L	77-56	Boston College	A!
Nov. 29	W	84-66	Long Beach State	A!
Dec. 2	W	81-52	Jacksonville State	H
Dec. 5	W	76-63	Texas-San Antonio	H
Dec. 7	L	68-51	Virginia Tech	H
Dec. 15	W	83-61	Tennessee Tech	H
Dec. 18	W	77-44	Bethune-Cookman	N@
Dec. 19	W	63-41	Central Florida	A@
Dec. 21	L	61-55	Florida International	A
Dec. 29	W	77-55	Santa Clara	A
Jan. 3	L	76-70	Houston	H
Jan. 8	L	65-61	Middle Tennessee (ot)	A
Jan. 11	W	74-71	South Carolina	H
Jan. 15	W	67-62	Ole Miss	H
Jan. 18	L	72-51	Tennessee	A
Jan. 22	L	70-61	Auburn	A
Jan. 25	L	65-57	Mississippi State	H
Jan. 29	L	76-69	Florida	A
Feb. 1	L	71-68	Georgia	A
Feb. 5	L	103-68	LSU	H
Feb. 8	W	81-68	Vanderbilt	H
Feb. 12	L	77-51	South Carolina	A
Feb. 15	W	68-65	Arkansas	H
Feb. 22	L	62-59	Kentucky	A
Feb. 26	L	72-40	Auburn	H
Feb. 29	L	81-78	Mississippi State (ot)	A
March 4	L	63-56	Ole Miss	N#
! - Coors Rocky Mountain Invitational (Fort Collins, Colo.)				
@ - UCF Classic (Orlando, Fla.)				
# - SEC Tournament (Nashville, Tenn.)				

2004-05

Record: 14-15 (4-10 SEC/9th)
Coach: Rick Moody

Nov. 19	W	81-79	Michigan (OT)	H
Nov. 22	W	80-66	Middle Tennessee State	H
Nov. 26	W	81-66	Columbia	A!
Nov. 27	W	76-56	Washington	A!
Dec. 4	L	72-59	Virginia Tech	A
Dec. 7	W	74-55	UAB	H
Dec. 11	W	62-59	Tennessee Tech	A
Dec. 18	L	71-52	Kansas State	A@
Dec. 21	W	71-62	Alabama A&M	H
Dec. 29	L	67-59	Delaware	A#
Dec. 30	W	78-60	Yale	A#
Jan. 3	W	60-54	Florida International	H
Jan. 5	L	86-83	South Dakota State	H
Jan. 9	W	69-39	Kentucky	H
Jan. 13	L	84-77	Mississippi State	A
Jan. 16	L	76-51	LSU	A
Jan. 20	W	75-62	South Carolina	H
Jan. 23	L	59-43	Auburn	A
Jan. 30	W	72-61	Mississippi State	H
Feb. 3	L	72-63	Georgia	H
Feb. 6	W	77-66	Florida	H
Feb. 10	L	83-68	Arkansas	A
Feb. 13	L	68-54	Mississippi	A
Feb. 17	L	74-63	Auburn	H
Feb. 20	L	66-57	South Carolina	A
Feb. 24	L	64-53	Vanderbilt	A
Feb. 27	L	94-81	Tennessee	H
March 3	W	62-58	Florida	A\$
March 4	L	60-59	LSU	A\$
! - Seattle Times Classic (Seattle, Wash.)				
@ - Triple Crown Sports Classic				
# - Christmas City Classic				
\$ - SEC Tournament				

Year-by-Year RESULTS

2005-06

Record: 9-19 (3-11 SEC/11th)

Coach: Stephany Smith

Nov. 18	L	56-52	Washington	H
Nov. 21	W	77-71	Santa Clara	H
Nov. 25	L	69-48	Virginia	N!
Nov. 26	W	76-46	Nevada	N!
Dec. 1	W	81-55	Alabama A&M	H
Dec. 6	L	70-62	UAB	A
Dec. 10	W	59-54	Southeastern Louisiana	H
Dec. 18	L	78-69	South Dakota State	A
Dec. 20	L	68-56	North Dakota State	A
Dec. 22	W	76-71	Georgia Southern	H
Dec. 29	W	66-51	Southern	N@
Dec. 30	L	56-48	South Alabama	A@
Jan. 2	L	61-55	East Carolina	H
Jan. 5	L	59-44	Florida	A
Jan. 8	W	68-54	Auburn	H
Jan. 15	W	75-73	Arkansas	H
Jan. 19	L	79-43	LSU	A
Jan. 22	L	68-47	South Carolina	H
Jan. 26	L	65-56	Auburn	A
Jan. 29	L	89-54	Tennessee	A
Feb. 2	L	65-53	Vanderbilt	H
Feb. 5	L	84-59	Georgia	A
Feb. 9	L	77-67	Mississippi	H
Feb. 12	W	61-59	Mississippi State	A
Feb. 19	L	82-65	Tennessee	H
Feb. 23	L	86-61	LSU	H
Feb. 26	L	80-60	Kentucky	A
March 2	L	84-62	Vanderbilt	N#

! - Paradise Jame (St. Thomas)

- South Alabama Classic (Mobile, Ala.)

@ - SEC Tournament (North Little Rock, Ark.)

2006-07

Record: 10-20 (0-14 SEC/12th)

Coach: Stephany Smith

Nov. 10	W	62-53	Samford	H
Nov. 13	L	73-56	Arkansas State	A
Nov. 17	W	71-56	Tennessee Tech	H
Nov. 19	W	60-57	Southeastern Louisiana	H
Nov. 24	L	78-70	Missouri	A!
Nov. 25	W	75-56	Cal State Northridge	A!
Nov. 29	W	68-56	Chattanooga	H
Dec. 2	W	102-48	Savannah State	H
Dec. 4	W	84-55	McNeese State	H
Dec. 9	L	83-68	Tulane	A
Dec. 16	L	66-57	Louisiana Tech	A
Dec. 18	W	83-66	Birmingham Southern	H
Dec. 20	W	52-51	Belmont	H
Dec. 28	L	65-54	South Dakota State	H
Dec. 30	W	78-53	North Dakota State	H
Jan. 3	L	72-36	Tennessee	A
Jan. 7	L	63-58	Auburn	H
Jan. 11	L	63-62	Kentucky	H
Jan. 14	L	95-35	South Carolina	A
Jan. 18	L	71-63	Arkansas	A
Jan. 21	L	61-45	LSU	H
Jan. 28	L	80-51	Tennessee	H
Feb. 1	L	93-61	Auburn	A
Feb. 4	L	91-51	Vanderbilt	A
Feb. 8	L	92-51	Georgia	H
Feb. 11	L	84-43	Mississippi	A
Feb. 18	L	66-64	Florida	H
Feb. 22	L	89-70	Mississippi State	H
Feb. 25	L	70-27	LSU	A
March 1	L	78-49	Mississippi	N@

! - St. Mary Tournament (Moraga, Calif.)

@ - SEC Tournament (Duluth, Ga.)

2007-08

Record: 8-22 (1-13 SEC/12th)

Coach: Stephany Smith

Nov. 10	L	64-56	Tulane	H
Nov. 13	L	48-46	Samford	A
Nov. 18	L	49-45	Arkansas State	H
Nov. 23	L	52-43	Eastern Michigan	N!
Nov. 24	W	66-37	Washington State	N!
Nov. 28	L	75-58	Belmont	A
Nov. 30	W	53-47	Tennessee Tech	A

Dec. 5	L	62-61	Louisiana Tech	H
Dec. 9	W	66-56	St. Mary's	H
Dec. 15	L	62-34	Chattanooga	A
Dec. 17	W	62-57	Alabama A&M	H
Dec. 20	W	63-60	Hampton (OT)	H
Dec. 22	W	63-54	Jacksonville State	H
Jan. 2	L	73-62	East Tennessee State	H
Jan. 5	W	61-51	Southeastern Louisiana	H
Jan. 10	W	65-54	South Carolina	H
Jan. 13	L	80-65	Florida	A
Jan. 17	L	63-49	Arkansas	A
Jan. 20	L	71-53	Georgia	H
Jan. 27	L	62-48	Auburn	H
Jan. 31	L	72-59	Mississippi State	A
Feb. 3	L	76-47	Mississippi	A
Feb. 7	L	89-53	LSU	H
Feb. 10	L	92-47	Vanderbilt	H
Feb. 14	L	74-49	Auburn	A
Feb. 17	L	64-44	Kentucky	A
Feb. 21	L	85-58	Tennessee	H
Feb. 24	L	70-54	Mississippi	H
March 2	L	83-54	Vanderbilt	A
March 6	L	71-62	Georgia	N@

! - Junkanoo Jam (Grand Bahamas)

@ - SEC Tournament (Nashville, Tenn.)

2008-09

Record: 13-17 (1-13 SEC/12th)

Coach: Wendell Hudson

Nov. 14	W	64-55	Centenary	H
Nov. 18	L	61-55	Samford	H
Nov. 22	W	69-60	Hampton	A
Nov. 25	W	75-47	Alabama State	H
Nov. 28	L	73-56	Louisville	N!
Nov. 29	W	76-56	Northern Iowa	N!
Dec. 3	W	67-53	Central Florida	H
Dec. 7	W	90-50	Sam Houston State	H
Dec. 14	L	77-67	Middle Tennessee State	A
Dec. 17	W	70-68	Florida A&M (OT)	H
Dec. 20	W	63-53	Austin Peay	H
Dec. 22	W	76-65	Alabama A&M	H
Dec. 29	W	54-49	Belmont	H@
Dec. 30	W	81-75	Ball State	H@
Jan. 3	W	59-48	Southeastern Louisiana	A
Jan. 8	L	85-76	Vanderbilt	H
Jan. 11	L	55-34	LSU	A
Jan. 15	L	67-57	Kentucky	H
Jan. 18	L	73-43	Mississippi	A
Jan. 22	L	84-66	Auburn	A
Jan. 25	L	63-61	Georgia	H
Feb. 1	L	88-64	Vanderbilt	A
Feb. 5	L	92-71	Florida	H
Feb. 8	L	81-54	Auburn	H
Feb. 12	L	80-61	Tennessee	A
Feb. 15	L	68-57	South Carolina	A
Feb. 19	W	67-59	Mississippi	H
Feb. 22	L	74-69	Arkansas	A
March 1	L	67-49	Mississippi State	H
March 5	L	68-49	Tennessee	N#

! - Nugget Classic (Reno, Nev.)

@ - Crimson Tide Holiday Classic (Tuscaloosa, Ala.)

- SEC Tournament (North Little Rock, Ark.)

TIDE MILESTONE VICTORIES

First Dec. 6, 1974
Alabama 78, Athens 50

50th Jan. 21, 1978
Alabama 77, North Carolina 72

100th Jan. 31, 1981
Alabama 80, Georgia 66

150th Dec. 27, 1983
Alabama 102, Xavier 42

200th Nov. 29, 1986
Alabama 76, UAB 49

250th Nov. 24, 1989
Alabama 86, UTC 59

300th Feb. 12, 1992
Alabama 72, Auburn 69

400th Nov. 28, 1996
Alabama 102, Arizona State 74

500th Jan. 28, 2001
Alabama 67, Mississippi 64

600th Dec. 30, 2008
Alabama 81, Ball State 75

KNOW THE RULES



Some FAQ when dealing with Student-Athletes

WHO IS A REPRESENTATIVE OF ALABAMA INTERESTS?

Someone who:

- has ever made any type of financial or other contribution to the athletics department, to a specific asset program or to an athletics booster organization including purchasing donor seating to athletics events (e.g., The Pro Football Hall of Fame (see 2014) (see, But Elephant Club, Grand Slam jerseys, etc.))
- has ever helped to arrange or has provided employment for an enrollee student-athlete, a prospective student-athlete or their parents or relatives
- has ever assisted in any manner in the recruitment of prospective student-athletes
- has ever provided benefits to enrollee student-athletes or their families or to a prospective student-athlete or their families
- has otherwise promoted the University's athletics program in any manner

WHAT ABOUT RECRUITING?

As a representative of Alabama's athletics' interests, you may not:

- recruit, approach, search, recruit, or persuade in any effort to recruit or persuade
- visit the prospect's institution to pick up, film or translate as relating to the evaluation of the prospect's academic eligibility or athletic ability
- recruit, approach, hire, or persuade a legal guardian or anyone other off the Alabama campus
- contact a prospect by telephone or by letter
- make special arrangements for entertainment for recruiting purposes
- provide reduced fare, complimentary services to a prospect

WHO IS A PROSPECTIVE STUDENT-ATHLETE?

NCAA rules stipulate that a prospective student-athlete is a person who has started classes for the ninth (9th) grade, regardless of his/her athletics ability.

A prospective student-athlete remains a prospect until he or she has signed a National Letter of Intent or accepted an offer of financial aid to attend The University of Alabama and then reports for the first day of classes for a regular term (fall

WHAT ABOUT STUDENT-ATHLETE APPEARANCES & PROMOTIONS?

Student-athletes are prohibited from being, in any way, in the advertisement, recommendation or promotion of sales or use of any commercial product or service of any kind. All mail, by conventional and expedient post and facilities involving student-athletes and their families must be from the athletics department. All student-athlete appearances for such events are coordinated through Bands/LP's Skills/CP's. For information, a call to (205) 948-6698.

WHAT ABOUT STUDENT-ATHLETE EMPLOYMENT?

Student-athletes receiving athletics grants-in-aid will be eligible for employment during the regular academic year. Student-athletes will continue to be eligible for employment during the University's official vacation periods (i.e., Christmas, Spring Break) and during the summer. Very detailed rules regarding which student-athletes may be employed, when and how much money they can earn must be followed. In addition, the Compliance Office must keep written records verifying all student-athlete employment. If you have an interest in hiring a student-athlete, you must first contact the University's Compliance Office prior to employing the student-athlete. Failure to contact the Compliance Office prior to employing a student-athlete could, depending on the student-athlete's eligibility to participate in intercollegiate athletics at Alabama and could result in an NCAA violation for the student-athlete's sport.

WHAT ARE THE RULES GOVERNING GAMBLING?

A student-athlete, coach and/or employee of the University of Alabama may not provide information to individuals involved in any type of organized gambling concerning sporting events. In addition, student-athletes, coaches and employees of the University of Alabama may not sell or accept any wager on any intercollegiate or professional athletics contest.

WHAT ARE EXTRA BENEFITS?

NCAA legislation expressly prohibits University supporters from providing "extra benefits" to student-athletes. An extra benefit is any special arrangement to provide a student-athlete or his/her family a benefit not authorized by NCAA legislation. In general, you may not provide anything or make special arrangements for student-athletes or prospective student-athletes that are not available to the general student population.

- providing cash or loans in any amount, or signing or co-signing for a loan
- a guarantee of bond
- the use of an automobile
- gifts of any kind, including birthday cards, flowers and holiday gifts
- gift of clothing or equipment
- providing loans to relatives or friends
- any tangible items, including merchandise
- free or reduced-cost services, rentals or purchases of any type
- free or reduced-cost housing
- gift of cash or like items
- providing special discounts for goods and services (e.g., car repairs, legal services, haircuts, etc.)
- purchasing complimentary admissions from a student-athlete
- providing an honorarium to a student-athlete for a speaking engagement

CRIMSON TIDE SPORTS NETWORK



Most of Alabama's women's basketball can hear each game this season on the radio. Women's hoops will be carried on 23 stations throughout the state as part of the Crimson Tide Sports Network (CTSND). Mike Ollispie will handle the play-by-play for the third season of 2012-13.

ALABAMA MEDIA OUTLETS

Tuscaloosa
The Tuscaloosa News (AM)
Tommy Deas, Exec. Sports Ed.
Cecil Hurt, Columnist
P.O. Box 20587
Tuscaloosa, AL 35402
www.tuscaloosanews.com
(205) 722-0224 (Deas)

Crimson White (Campus)
Jason Galloway, Sports Editor
P.O. Box 870170
Tuscaloosa, AL 35487
www.cw.ua.edu
(205) 348-6144

BAMA Magazine
Kirk McNair, Editor/Publisher
P.O. Box 866104
Tuscaloosa, AL 35486
www.bamamag.com
(205) 345-5074

Anniston
The Anniston Star (AM)
Bran Strickland, Sports Editor
P.O. Box 189
Anniston, AL 36201
www.annistonstar.com
(256) 236-1550

Birmingham
The Birmingham News (AM)
Tom Arenberg, Sports Editor
Don Kausler, Beat Writer
Kevin Scarbinsky and Ray Melick, Columnists
P.O. Box 2553
Birmingham, AL 35204
www.al.com
(205) 325-2427

Decatur
The Decatur Daily (AM)
Mark Edwards, Sports Editor
Michael Casagrande, Beat Writer
P.O. Box 1527
Decatur, AL 35601
www.decaturdaily.com
(256) 353-4612

Dothan
The Dothan Eagle (AM)
John Johnson, Sports Editor
Ken Rogers, Beat Writer
203 N. Oates Street
Dothan, AL 36301
www.dothaneagle.com
(334) 792-3141

Florence
The Florence Times Daily (AM)
Gregg Dewalt, Sports Editor
219 W. Tennessee Street
Florence, AL 35601
www.timesdaily.com
(256) 766-3434

Gadsden
The Gadsden Times (AM)
Kim Craft, Sports Editor
P.O. Box 188

Gadsden, AL 35902
www.gadsdentimes.com
(256) 549-2000

Huntsville
The Huntsville Times (AM)
Alan Taylor, Sports Editor
Paul Gattis, SEC Beat Writer
2317 Memorial Parkway
Huntsville, AL 35807
www.al.com
(256) 532-4430

Mobile
The Mobile Press-Register (AM)
Randy Kennedy, Sports Editor
Gentry Estes, Beat Writer
Tommy Hicks, Columnist
304 Government Street
Mobile, AL 36601
www.al.com
(334) 433-1551

Montgomery
The Montgomery Advertiser (AM)
L.C. Johnson, Team Leader
Tim Gayle, Beat Writer
P.O. Box 950
Montgomery, AL 36102-9050
www.montgomeryadvertiser.com
(334) 261-1522

Wire Service
The Associated Press
John Zenor, Sports Editor
201 Monroe Street, St. 1940
Montgomery, AL 36104
www.ap.com
(334) 262-5947
1-800-821-3737

BROADCAST
Tuscaloosa
WVUA 7
Gary Harris, Sports Director
John Huddleston, Tod Hoyer
P.O. Box 870152
Tuscaloosa, AL 35487
www.wvua7.com
(205) 348-7000

WVUA Radio (Campus)
Will Berry, Sports Director
P.O. Box 870152
Tuscaloosa, AL 35487
www.ua.edu
(205) 348-6082/6461

WENN 1420-AM
Vince Ferrara, Sports Director
3900 11th Ave. S
Tuscaloosa, AL 35401
(205) 349-3200
www.1420thetusk.com

Birmingham
ABC-TV 33/40
Mike Raita, Sports Director
Jeff Speegle & Melissa Lee
800 Concourse Parkway
Suite 200
Birmingham, AL 35244

www.abc3340.com
(205) 403-3340

WBRC-TV 6 (Fox)
Rick Karle, Sports Director
Sheldon Haygood,
Mike Dubberly, Jeh Jeh Pruitt
P.O. Box 6
Birmingham, AL 35201
www.wbrc.com
(205) 322-6666

WVTM-TV 13 (NBC)
Don Hawes, Sports Director
Rob Jones
P.O. Box 10502
Birmingham, AL 35202
www.nbc13.com
(205) 933-1313

WIAT-TV 42 (CBS)
Steve Hauck, Sports Director
Brad Radice, sports reporter
2075 Golden Crest Drive
Birmingham, AL 35209
www.wiat.com
(205) 322-4200

Paul Finebaum Radio Network
(Call-in Show) 2-7 p.m. CT
Birmingham, AL 35202
www.finebaum.com
finebaumnet@yahoo.com

WJOX Radio
94.5 FM
Al Del Greco, Jay Barker, Tony Kurre
6-10 a.m. CT
Matt Coulter & Jay Barker 6-9 a.m. CT
Wimp Sanderson & Sonny Smith
9-11 a.m. CT
Lance Taylor & Ian Fitzsimmons
10 a.m. - 2 p.m.
244 Goodwin Crest Drive
Suite 300
Birmingham, AL 35209
www.wjox690.com
(205) 945-4646

Dothan
WDHN-TV
Kim Allen, Sports Director
P.O. Box 6237
Dothan, AL 36302
www.wdhn.com
kallen@wdhn.com
(334) 793-1882

WTVY-TV
Brad Sherwood, Sports Director
285 N. Foster Street
Dothan, AL 36302
bsherwood@wtvynews.com
www.wtvynews4.com

Huntsville
WAAY-TV (ABC)
T.W. Starr, Sports Director
P.O. Box 2555
Huntsville, AL 35804
www.waaytv.com
(877) 799-9229, ext. 232

WAFF-TV (NBC)
Will Kennedy, Sports Director
Kristin Tallent, sports reporter
P.O. Box 2116
Huntsville, AL 35804
www.waff.com
(256) 533-4848

WHNT-TV (CBS)
Rob Peery, Sports Director
Jay Gilmore, sports reporter
200 Holmes Avenue
Huntsville, AL 35801
www.whnt.com
(256) 535-9288

Mobile
WALA-TV (Fox)
Clay Miller, Sports Director
P.O. Box 1548
Mobile, AL 36633
www.fox10tv.com
(334) 434-1065

WKRQ-TV (CBS)
Randy Patrick, Sports Director
555 Broadcast Drive
Mobile, AL 36633
www.wkrq.com
(334) 662-3003

WPMT-TV (NBC)
Pat Greenwood, Sports Director
661 Azalea Road
Mobile, AL 36616
www.wpmi.com
(334) 602-1500
Montgomery

WAKA-TV (CBS)
Dee Jackson, Sports Director
P.O. Box 230667
Montgomery, AL 36123-0667
www.waka.com
(334) 279-8787

WNCN-TV
Mark Wallace, Sports Director
3251 Harrison Road
Montgomery, AL 36109
www.wnctv.com
(334) 270-3200

WSFA-TV (NBS)
Jeff Shearer, Sports Director
Derek Styer, John Heckman,
sports reporters
P.O. Box 250251
Montgomery, AL 36195
jshearer@wsfa.com
www.wsfa.com
(334) 281-2900

WMSP AM 740
John Morningstar & Barry McKnight 6-9 a.m. CT
Montgomery, AL 36104
(334) 240-9230
www.sportsradio740.com

THE NEW HOME OF ALABAMA WOMEN'S BASKETBALL

COMING JANUARY 2011