



TENNESSEE
VOLUNTEERS

2009 Football Record Book

Tennessee Media Relations Staff



Bud Ford
Associate AD - Media Relations
Home: (865) 922-1657;
Cell: (865) 567-6287;
E-mail: bford@tennessee.edu



John Painter
Associate SID/Football
Home: (865) 379-8976
Cell: (865) 414-1143
E-mail: jpainter@tennessee.edu



Debbie Jennings
Associate AD - Media Relations
Home: (865) 690-8600
Cell: (865) 806-5671
E-mail: williamst@utk.edu

Associate SIDs: Tom Salkowiak, Eric Trainer
Assistant SIDs: Brian Davis, Cameron Harris
Intern/Football: Tony Williams
Graduate Assistants: Marcus Dittmer, Amanda Pruitt, Zach Stipe
Student Assistants: Drew Rutherford, Christen Kardatzke, Megan Stinnett, Tony Geist
Historian: Haywood Harris
Secretary: Susie Treis

Tennessee Media Relations Department
Room 255, Stokely Athletics Center
Phone: (865) 974-1212; Fax: (865) 974-1269
Mailing Address: P.O. Box 15016 Knoxville, TN 37901
Shipping Address: 1720 Volunteer Boulevard, Knoxville, TN 37996

University of Tennessee Quick Facts

Location: Knoxville, Tenn.
Founded: 1794
Enrollment: 27,739
Interim President: Dr. Jan Simek
SEC/NCAA Faculty Representative: Dr. Todd Diacon
Nickname: Volunteers or Vols
Colors: Orange and White
Mascot: Smokey
Band: Pride of the Southland
Stadium (Capacity): Neyland Stadium (100,011)



Tennessee Football Media Services

Sunday	Monday	Tuesday	Wednesday	Thursday	Friday	Saturday
Lane Kiffin Show Check Local Listings	Practice 3:30 p.m.	Media Day 11:30 a.m. ET Kiffin Teleconference 12:15 p.m. ET Practice 3:30 p.m. ET UT PreviewFeed 4:15-4:30 p.m.	SEC Teleconference 11: a.m. ET Kiffin - 11:40 UT Teleconference 1 p.m. ET Practice 3:30 p.m. ET	Practice 3:30 p.m. ET	Walk Through TBA	Gameday

Credential Requests: To obtain season or single-game credentials, fax request on company letterhead to Bud Ford at (865) 974-1269.

Weekly Media Conferences: Coach Lane Kiffin's press conferences are held Tuesdays of game week inside the Media Center in Neyland Stadium. The conferences start at noon Eastern time. Lunch is served as part of the media conferences. Player interviews, upon request, are held from 11:30 a.m. to 1 p.m.

Head Coach Media Teleconferences: Coach Lane Kiffin is available to media representatives for a weekly teleconference call Tuesday at 12:15 p.m. Eastern time, including the open date weekend of Oct. 1. Media representatives needing further information should call the Tennessee Sports Information Office (865) 974-1212. Coach Kiffin also is available Wednesdays at 11:40 a.m. Eastern time on the SEC coaches weekly teleconference. Media representatives needing further information should contact the SEC Media Relations Office at (205) 458-3000.

Player Media Teleconferences: A Wednesday teleconference is conducted from 1:00 p.m. to 1:45 p.m. Eastern time featuring selected players per the requests of media representatives through the Media Relations Office.

Stadium Media Information

- ** Press Will Call is at Gate 21 on the northwest side beginning two hours before game time.
- ** Pregame media meal is served on Press Box fifth level as well as in the media center at field level.
- ** Press box media access is through Gate 15. Media center field access is through Gates 21A and 25.
- ** Press parking is in parking garage G-10 at the southwest end of the stadium.

Directions to Neyland Stadium

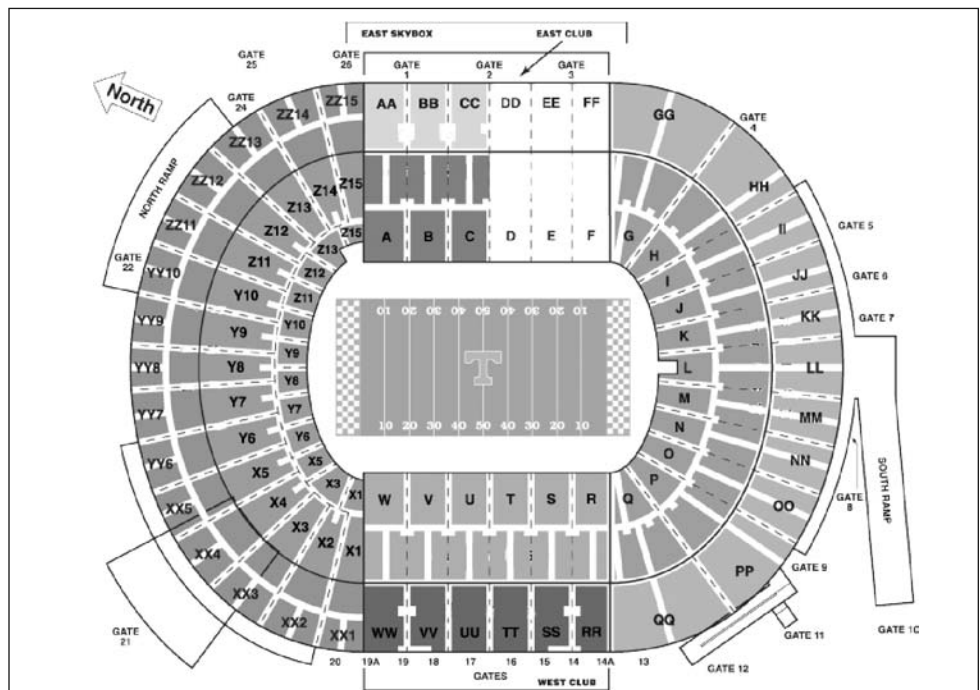
From Airport: Turn toward Knoxville onto Alcoa Hwy. (U.S. Hwy. 129 North). After crossing Tennessee River bridge, exit right and then turn left onto Neyland Drive.

From I-40 East: Follow I-40 to James White Parkway. Follow to Neyland Drive. (G-10 Garage can be entered off Neyland Drive.)

From I-40 West: Follow I-40 to James White Parkway. Follow to Neyland Drive.

From I-75 South: Follow I-75 to I-275. Follow I-275 to I-40. Take I-40 East to James White Parkway and follow to Neyland Drive. (G-10 Garage can be entered off Neyland Drive.)

At Neyland Drive: Follow to Thompson-Boling Arena. Turn onto Lake Loudoun Boulevard. Turn right at first light onto Phillip Fulmer Way. G-10 garage is on right after passing arena.



2009 Schedule

Date	Opponent	Place
Sept. 5	Western Kentucky	Knoxville
Sept. 12	UCLA	Knoxville
Sept. 19	*at Florida	Gainesville
Sept. 26	Ohio	Knoxville
Oct. 3	*Auburn	Knoxville
Oct. 10	*Georgia	Knoxville
Oct. 24	*at Alabama	Tuscaloosa
Oct. 31	*South Carolina	Knoxville
Nov. 7	Memphis (HC)	Knoxville
Nov. 14	*at Mississippi	Oxford
Nov. 21	*Vanderbilt	Knoxville
Nov. 28	*at Kentucky	Lexington
Dec. 5	SEC Championship Game	Atlanta



2010 Schedule

Sept. 4	UT Martin	Knoxville
Sept. 11	Oregon	Knoxville
Sept. 18	*Florida	Knoxville
Sept. 25	UAB	Knoxville
Oct. 2	*LSU	Baton Rouge
Oct. 9	*Georgia	Athens
Oct. 23	*Alabama	Knoxville
Oct. 30	*South Carolina	Columbia
Nov. 6	at Memphis	Memphis
Nov. 13	*Mississippi (HC)	Knoxville
Nov. 20	*at Vanderbilt	Nashville
Nov. 27	*Kentucky	Knoxville
Dec. 4	SEC Championship	Atlanta, Ga.

2011 Schedule

Sept. 3	North Texas	Knoxville
Sept. 10	Southern Miss	Knoxville
Sept. 17	Florida	Gainesville
Sept. 24	North Carolina	Chapel Hill
Oct. 8	Georgia	Knoxville
Oct. 15	LSU	Knoxville
Oct. 22	Alabama	Tuscaloosa
Oct. 29	South Carolina	Knoxville
Nov. 5	Middle Tennessee (HC)	Knoxville
Nov. 12	Arkansas	Fayetteville
Nov. 19	Vanderbilt	Knoxville
Nov. 26	Kentucky	Lexington
Dec. 4	SEC Championship	Atlanta, Ga.




UTsports.com



The History of Tennessee Football

The History of Tennessee Football 2
 The History of Neyland Stadium6
 Tennessee Traditions10
 Hall of Fame Coach Gen. Robert R. Neyland12
 Hall of Fame Coach Bowden Wyatt14
 Hall of Fame Coach Doug Dickey15



Honors and Awards

College Football Hall of Fame16
 National Awards19
 Regional Honors20
 Tennessee Sports Hall of Fame21
 All-Americans22
 All-SEC32
 Team Awards34
 Postseason All-Star Games35
 Lettermen36
 Lettermen by Hometown46
 All-Time Coaching Staff54
 All-Time Administration56



Tennessee Through The Years

All-Time Starting Lineups58
 Tennessee in the AP Poll62
 Tennessee vs. The Ranked68
 Margins/Streaks70
 Homecoming at Tennessee71
 Vols on Television72
 Tennessee in the NFL Draft74
 Vols in the Pros76



The Record Book

Tennessee in the NCAA and SEC Record Book80
 SEC/NCAA Statistical Champions81
 Modern Football Records82
 Records by Statistical Category86
 Opponent Records107
 Team Records108
 Year-by-Year Statistics110
 All-Time Coaching Records112
 Records vs. All Opponents114
 Series Histories115
 Year-by-Year Results120
 Bowl History129
 Bowl Records130
 Bowl Recaps138
 Junior Varsity/Freshmen Results154



The 2009 Tennessee Football Record Book has been compiled from information originally presented on www.utsports.com, the official Web site of University of Tennessee athletics, and in the 2009 UT Football Media Guide. Editors: Douglas Galler, Tony Williams, Bud Ford, John Painter and Tom Satkowiak. Editorial Assistance: Megan Stinnett

The Vols played their first football game in November 1891 -- and so began more than 100 years of football tradition.

Tennessee football is the story of the "greats"... the players, coaches, plays and fans, all of whom have helped build the program. From Gen. Robert R. Neyland to Phillip Fulmer, from Gene McEver to Bob Johnson, from Nathan Dougherty to Reggie White, from Dick Huffman to John Henderson.

The Vols' debut on the gridiron in that 1891 season was none too promising, as Sewanee defeated UT 24-0 in a game played in the muck and mire in Chattanooga. It was also the only game on that year's schedule. The first win would come in 1892, a 25-0 decision at Maryville. The first home win would have to wait until 1893, as the Vols topped Maryville again, this time by a 32-0 count.

Neyland was born Feb. 17, 1892, in Greenville, Texas, and his influence on the Vols program would be felt from 1926 on, even through today.

The Formative Years: A New Stadium Is Built in 1921

In those early years, from 1891-1912, football coaches



On March 16, 1921, all UT classes were dismissed to guarantee a work force large enough to put the field into shape for a March 19 baseball game.

came and went, frequently on a year-to-year basis. The Vols did not have a head coach until 1899, and had seven head coaches between that time and 1911.

The Vols won the 1914 Southern Intercollegiate Athletic Association championship under head coach Zora Clevenger, piling up 374 points to 37 for their opponents. It was also the first Vols squad to defeat Vanderbilt, doing so 16-14 on Nov. 7. In 1916, the first Homecoming game was held as the Vols defeated Vanderbilt 10-6.

It was not until 1920, 29 years into the program's history, that the Vols won their 100th game, a 49-0 victory over Transylvania. The leading player of that time was Dougherty, an All-Southern selection in 1907 and 1908, and known to his teammates as "Big-Un."

Tennessee had played its home games on Wait Field at the corner of 15th Street and Cumberland Avenue on campus, but moved into a new home in 1921.

Shields-Watkins Field was less than a mile away on 15th Street (now Phillip Fulmer Way) and was named for its benefactors, Knoxville banker and UT trustee William S. Shields and his wife, Alice Watkins-Shields. It opened that season with 3,200 seats, although it had been used for baseball the previous spring. No one knew that just over 80 years later, the stadium would hold more than 100,000 fans.

In 1922, the Vols wore orange jerseys for the first time (black shirts with orange and white piping being the previous color of

choice), taking the color from the American Daisy that grew in profusion on The Hill north of the stadium.

Enter Bob Neyland: A Tradition Is Born

In 1926, Neyland, then an ROTC instructor, Army captain and backfield coach the previous season, was named head coach and served through the end of the 1934 season when the Army beckoned him to Panama. Dougherty, dean of UT's College of Engineering and longtime faculty chairman of athletics, hired Neyland with the lone injunction: "Even the score with Vanderbilt; do something about our terrible standing in the series."

The Vols won the Southern Conference championship in 1927 with an 8-0-1 record and looked forward to the 1928 season. In that season, the Vols defeated heavily-favored Alabama 15-13 in Tuscaloosa, as tailback Gene McEver, the "Bristol Blizzard" and one of the "Flaming Sophomores of 1928," took the opening kickoff 98 yards for a score.

Buddy Hackman did likewise a week later against Washington & Lee and the Vols express was off and running. Hack-

man and McEver became known as the "Touchdown Twins."

The beginning of the 1930s saw Tennessee play in its first bowl game, a 13-0 victory over New York University at Yankee Stadium in New York.

Vols lineman Herman Hickman, later a College Football Hall of Fame selection, had an outstanding game that afternoon and Grantland Rice added Hickman to his All-America team on the basis of that performance.

Tennessee won the Southern Conference championship again in 1932 with a 9-0-1 record and joined the fledgling Southeastern Conference a year later. In 1934, Tennessee won its 200th game, defeating Mississippi 27-0 in Knoxville on Oct. 13.

Over that time, Neyland and the Vols had assembled a 76-7-5 record, with undefeated streaks of 33 and 28 games along with a 30-game home winning streak.

Neyland Returns from Panama for the Second of His Three Great Eras

Bill Britton had taken Neyland's place in the 1935 season while Neyland was in the Canal Zone. Neyland returned home for the 1936 season and immediately began building another dynasty.

By 1938, he was ready. With another group of sensational sophomores leading the way, he began a three-year run in which the Vols won 30 consecutive regular season games and visited the Orange, Rose and Sugar bowls.

The 1938 team ended with an 11-0 record, defeating Oklahoma in the 1939 Orange Bowl. The 1938 Vols were named national champions by Dunkel, Litkenhous, Board, Houlgate and Poling. The 1939 team shut out 10 consecutive opponents. No collegiate team has since shut out an entire slate of opponents. The Vols brought home a check for \$100,000 from the 1940 Rose Bowl.

In the 1939 Alabama game -- which found national radio commentators Ted Husing of CBS and Bill Stern of NBC at Shields-Watkins Field covering the game -- a sophomore tailback from Knoxville named Johnny Butler etched his name into Vols history with a 56-yard run against the Tide on which he went sideline to sideline for the score at the south end.

Neyland's record during this era was 43-7-3. The Vols still hold an NCAA record for holding opponents scoreless for 71 consecutive quarters (from the second quarter of the 1938 LSU game through the second quarter of the 1940 Alabama game) and pitched 17 consecutive shutouts. The 1940 Vols were voted national champions by Dunkel and Williamson.

After the 1940 season, however, Neyland was called back to the military as winds of war hovered over the world. He was gone until just before the 1946 season, leaving the Vols football program in the capable hands of John Barnhill, who later became head coach and athletics director at Arkansas.

Barnhill compiled a 32-5-2 record and led the Vols to the Sugar and Rose bowls. The Vols also played their first night game in 1944, a 13-0 victory at LSU.

Four Vol players did not return home from World War II. They were Bill Nowling, Rudy Klarer, Willis Tucker and Clyde "Ig" Fuson. They are memorialized in the southeast corner of Neyland Stadium's upper deck façade.

Neyland's Final Years: A Consensus National Championship Comes to Knoxville

Neyland arrived home from World War II for the 1946 season and noted, "It will take us five years to put Tennessee back on top." Undaunted, the Vols immediately won the SEC championship and a bid to the Orange Bowl. The dominant player that season was tackle Dick Huffman, still remembered as one of the toughest Vols ever. He would lead the charge against Alabama quarterback Harry Gilmer in a 12-0 Vol win.

Critics argued that Neyland had lost his touch, particularly in view of 5-5 and 4-4-2 seasons in 1947 and 1948, respectively, and the assertion that his beloved single-wing offense had gone out of style.

In 1948, Tennessee won its 300th game, defeating Alabama 21-6 on Homecoming afternoon.

By the end of the 1948 season, Neyland was ready for his final run as Vols head man. It was just before the 1949 season that UT publicist Lindsey Nelson formed the initial Vol Radio Network.

After a 7-2-1 mark in 1949, led by another talented group of sophomores, the Vols kicked off the decade of the 1950s with an 11-1 season, marred only by a 7-0 loss at Mississippi State in the season's second week. The Vols, named national champions by Dunkel and DeVold, rolled through the season and upset Texas in the 1951 Cotton Bowl, sparked by a 75-yard run from tailback Hank Lauricella that Stern called one of the best he had ever seen.

Neyland's 1951 team came back and won the national championship with a 10-0 regular-season record. The contest with Alabama that season, a 27-13 Vols victory, was UT's first on a new invention called television. Lauricella, that season's Heisman Trophy runner-up, offensive guard John Michels and defensive tackle Doug Atkins later were named to the College Football Hall of Fame. Atkins, named also to the Pro Football Hall of Fame for his work at Cleveland, Chicago and New Orleans, is the only Vol enshrined in both. Atkins also was named SEC "Player of the Quarter Century" in 1976.

Tennessee finished with an 8-2-1 record in 1952, but the big story was Neyland stepping down as Vols head coach just before the Cotton Bowl game against Texas. The Vols lost that one, 16-0. Neyland's record for his third stint at Tennessee was 54-17-4, and his overall mark finished at 173-31-12.

In 1953, Smokey, a blue tick coon hound, became the Vols' official mascot by vote of the student crowd in a contest organized by the pep club. There have been Smokeys ever since then provided by the Brooks and Hudson families of Knoxville.

Harvey Robinson became the Vols' new head coach in 1953, serving through the 1954 season. Neyland once called dismissing Robinson after that 1954 season "the hardest thing I've ever had to do."

1955: Bowden Wyatt Returns Home

Bowden Wyatt, who had been head coach at Wyoming and Arkansas, returned to campus as Vols head coach in 1955, 17 years after playing on UT's 11-0 squad in 1938. He hit the jackpot in 1956, his second year, as the Vols won the SEC and earned a berth in the Sugar Bowl. Tennessee's 6-0 win over Georgia Tech that November, matching Neyland protegees Wyatt and Bobby Dodd at Atlanta's Grant Field, later was voted by the Associated Press as the second-greatest college football game ever.

Tailback Johnny Majors twice was SEC Player of the Year and an All-America selection and runner-up for the Heisman Trophy in 1956. He also was named to the College Football Hall of Fame as a player in 1987.

The Vols followed up the 1956 season with a 7-3 season in 1957 and played Bear Bryant's last Texas A&M team in the Gator Bowl, winning 3-0 on the accurate toe of placekicker Sammy Burklow.

The Vols closed out the decade of the 1950s with two major upset victories in 1959, defeating No. 3 Auburn 3-0 in September and No. 1 LSU 14-13 in November.

The 1960 season saw the Vols begin the decade with a 10-3 win over Auburn in Birmingham and a 20-7 triumph over Alabama in Knoxville.

The date was March 28, 1962, when Gen. Neyland died at the Oescher Clinic in New Orleans. In his memory, the stadium was named "Neyland Stadium" and an academic scholarship fund started, both events happening at the Alabama game in October.

Wyatt's tenure as Vols coach ended after a 4-6 record in 1962, with assistant coach Jim McDonald taking the reins for the 1963 season. During that campaign, the first Neyland Stadium crowd of more than 50,000 saw the Vols play Georgia Tech.

Later that season, the Vols took their 400th victory, defeating Tulane 26-0 in New Orleans. The times were changing as Vols fans would find out year later.

Doug Dickey Brings the "T" Formation to Knoxville

After the 1963 season, Doug Dickey, then a top assistant to Frank Broyles at Arkansas, became the Vols' head coach, bringing the "T" formation with him to Knoxville.

Dickey's first Tennessee team finished 4-5-1, but hopes were high as the Vols narrowly lost to Auburn and Alabama, tied LSU at Baton Rouge and upset favored Georgia Tech at Grant Field.

Middle guard Steve DeLong won the Outland Trophy and Dickey's staff recruited a freshman class that would help lead the Vols out of the wilderness. One of that year's recruits, wide receiver Richmond Flowers from Montgomery, Ala., was the first of a number of track-football athletes who brought a new dimension of speed to the Vols program.

In 1965, Dickey's second team finished 8-1-2 and earned a Bluebonnet Bowl bid, UT's first bowl game since 1957. The season's pivotal moment came in the aftermath of the Alabama

game. The Vols had tied Alabama 7-7 in Birmingham and spirits were high on the Knoxville campus. Line coach Charley Rash put a note in each of his linemen's mailbox that night after the game: "Play like that every week and you'll go undefeated."

Two days later, Rash, Bill Majors and Bob Jones were killed in an early morning car-train collision in west Knoxville. Nearly 40 years later, persons connected with the Vols program still praise the way Dickey handled the tragedy, pulling everybody together and keeping the team going.

One of the most memorable moments of that, or any other season, was the 37-34 "Rosebonnet Bowl" victory over UCLA at Memorial Stadium in Memphis, so named by Vols broadcaster George Mooney because of the postseason destinations of the two teams.

It was a classic offensive shootout that finally was settled when Vols quarterback Dewey Warren ambled around left end for the winning score and Bobby Petrella grabbed a last-ditch Bruins aerial.

Tennessee's 8-3 record in 1966, including an 18-12 Gator Bowl win over a Syracuse team that featured running backs Larry Csonka and Floyd Little, presaged what was to come in 1967.

The Vols lost their opener to UCLA, a nocturnal affair at the Los Angeles Memorial Coliseum, but came back to win their remaining nine games and the SEC championship, earning an Orange Bowl date against Oklahoma. The Vols swept Alabama, Auburn, LSU and Mississippi, defeating the Tide for the first time since 1960 and the Rebels for the first time since 1958. UT finished No. 2 in the final polls and was selected as national champions by Litkenhous.

In the first game played on Tartan Turf against Vince Dooley's Georgia Bulldogs in 1968, Nashville's Lester McClain became Tennessee's first African-American to play in an SEC varsity football game.

The Vols rallied for a 17-17 tie that day in an exciting finish led by quarterback Bubba Wyche. Runner-up in the SEC in 1968, Tennessee won the crown again in 1969 with a 9-1 record and played in the Gator Bowl. Linebacker Steve Kiner (1967-69) was named to the College Football Hall of Fame in 1999.

After the 1969 season, Dickey moved to Florida as head coach and 28-year-old Bill Battle became the Vols' new head man. His first team finished 11-1 and he became the first Division I head coach to win 11 games in his first year.

Two seasons of 10-2 followed in 1971 and 1972. In that 1972 season, Condredge Holloway became a whirling dervish under center, a master of the broken field run. He ran over,

under and even occasionally through opponents during his career, which saw him tabbed "The Artful Dodger."

In 1975, the Vols won their 500th game, defeating Kentucky 17-13 in Lexington.

Battle resigned after the 1976 season and Johnny Majors, UT tailback of 1954-56 vintage, then head coach of the national champion Pittsburgh Panthers, answered the university's call, coming home as head coach for the 1977 season. "Follow me to Tennessee" was the rallying cry, and Vol fans couldn't wait for the 1977 opener against California.

Johnny Majors Marches Home

Johnny Majors' early teams had no bigger victory than a 40-18 triumph over Notre Dame at Neyland Stadium in 1979, a season in which the Vols led eventual national champion Alabama 17-0 in the second quarter at Legion Field. A 7-4 record was sufficient to earn a Bluebonnet Bowl bid.

A crowd of 95,288 saw the Vols and Georgia square off to begin the 1980 season in an expanded Neyland Stadium.

Georgia won 16-15 on its way to a national championship, but the Vols did have their moments that year, taking a 42-0 win at Auburn and concluding the season with a 45-14 win over Kentucky and 51-13 win over Vanderbilt.

The 1981 Vols overcame early, seemingly devastating, losses at Georgia and Southern California to post an 8-4 record and receive a Garden State Bowl berth against Wisconsin. Slowly but surely, Big Orange fortunes were on an upswing.

With the 1982 World's Fair as a backdrop, Tennessee ended 11 years of frustration by defeating Alabama 35-28 at Neyland Stadium. Mike Terry's interception cinched things and Vols fans counted the clock down on the first of four consecutive wins over Alabama. The game also would mark Bryant's final appearance at Neyland Stadium. He stepped down after the season and died in January.

Led by Reggie White, an absolute terror at defensive tackle, UT began an upsurge in fortunes in 1983, going 9-3 and winning the Florida Citrus Bowl. White would earn College Football Hall of Fame honors in 2002. Johnnie Jones had the game-winner against the Tide that year, motoring 66 yards to break a 34-34 tie.

In 1984, the Vols rallied from a 27-13 deficit in the fourth quarter to defeat Alabama 28-27. In 1985, the Vols surprised everybody by defeating No. 1 Auburn 38-20 and Alabama 16-14 on their way to an SEC crown, first since 1969, and a Sugar Bowl date with Miami.



Tennessee's Johnny Butler broke his famous 56-yard run in the Volunteers' 21-0 victory over Alabama in Knoxville. The 1939 Vols are the last college football team to go through the regular season unscored upon.

Vol quarterback Tony Robinson, who had played brilliantly in a season-opening tie with UCLA and the win over Auburn, hurt a knee in the fourth quarter against Alabama and missed the rest of the season. Daryl Dickey, Doug's son, stepped into the breach and kept the Vols ship on course the rest of the way, including a 35-7 win over the Hurricanes that UT fans remember fondly to this day. The Louisiana Superdome was Big Orange Country South that Jan. 1, 1986, night.

The 1989 season saw an 11-1 record, an SEC championship and Cotton Bowl trip. The win over Arkansas in Dallas Jan. 1, 1990, was the Vols' 600th. The Vols were the most improved team in the country, coming from 5-6 in 1988 to 1989's 11-1.

The 1990s began with another SEC championship and trip to the Sugar Bowl.

The highlight of the 1991 season came in South Bend, Ind., at Notre Dame Stadium, when the Vols overcame a 31-7 deficit to somehow win, 35-34. Vols placekicker John Becksvort had dreamed of defeating the Irish with a field goal, but, in this case, an extra point was plenty. Jeremy Lincoln blocked an Irish field goal attempt with his backside to preserve the victory.

Phillip Fulmer Embarks on Storied Head Coaching Career

Phillip Fulmer's remarkable coaching career includes reaching both the 50- and 75-victory milestones quicker than any other coach in Southeastern Conference history. In 1998, Fulmer guided Tennessee to its sixth national championship, with a 13-0 record and Tostitos Fiesta Bowl victory over Florida State.

In 2002, Fulmer notched his 100th career victory, and like many other milestones, the number of victories takes on an exceptional glow when held up to the light of gridiron history. Fulmer only needed 123 games to reach the century mark.

Fulmer was named head coach in November of 1992 to replace Johnny Majors. Fulmer's stewardship began with the Vols' trip to the Hall of Fame Bowl in Tampa. Quarterbacked by Heath Shuler, the Big Orange routed Boston College 38-23. The victory, combined with three other triumphs in which Fulmer served as interim coach, gave the new mentor a 4-0 record heading into the 1993 campaign.

Vols gridiron success continued through Fulmer's first full season as head coach. The Vols went 10-2 in 1993, a year in which quarterback Shuler finished runner-up for the Heisman Trophy. Tennessee was rewarded with a trip to the Florida Citrus Bowl.

The 1994 season is remembered for one of the guttiest comebacks ever staged by a Tennessee team. The Vols, whose first-string quarterback Jerry Colquitt was injured in the opening minutes of the first game, staggered to a 1-3 start but stuck together under Fulmer's direction and ended the season at 8-4, including a bowl victory. Peyton Manning earned a start in the Washington State game and was there for the duration, compiling an NCAA-best record of 39-5 as a starter.

UT closed the season by whipping Virginia Tech 45-23 in the Gator Bowl (at Florida Field in Gainesville) and set the stage for a 1995 campaign that included a rousing victory at Alabama, six other SEC wins, an overall 11-1 record and an exciting 20-14 win over Ohio State in the Florida Citrus Bowl. The *CNN-USA Today* coaches poll ranked UT No. 2 in the nation after that bowl win.

The 1996 Vols gave the school its second straight top-10 ranking with a 10-2 record capped by a 48-28 victory over Northwestern in the Florida Citrus Bowl. Record crowds filed through the gates of the newly enlarged Neyland Stadium, with a collegiate attendance mark of 107,608 for the Sept. 21 game with Florida.

Also in 1996, John Michels was named to the College Football Hall of Fame.



Neyland is shown in the dressing room with the Vols after the 1951 Cotton Bowl triumph over Texas.

The 1997 season tested the comeback quality of the Vols, who bounced back from a loss to Florida, won the rest of their games, including the SEC championship contest over Auburn, and then had an outside shot at a No. 1 ranking in the AP and coaches' final poll.

But, alas, a national championship wasn't yet to be. After hanging in gamely through the first half, Tennessee yielded to powerhouse Nebraska and suffered a 42-17 loss in the Orange Bowl at Miami.

But even that one-sided defeat couldn't diminish a season in which the Vols, behind the brilliant passing of Heisman runner-up Manning, won the Southeastern Conference championship after edging out Florida for the Eastern Division title.

As the 1998 season approached, Tennessee coaches were struck with the dimensions of the assignment that faced them: rebuild following the loss of the nation's best quarterback and one of the game's top defensive stars in Leonard Little.

Demonstrating the unpredictability of college football, Tennessee rolled undefeated through the 1998 regular season, defeated Mississippi State for the SEC championship and then faced Florida State in the first Bowl Championship Series matchup at Tempe, Ariz.

Tea Martin engineered a 23-16 victory over FSU in a title game that gave Tennessee the undisputed national championship and landed Phillip Fulmer deserved acclaim as national coach of the year.

The Vols found themselves in a tight crack at crunch time but showed the resourcefulness that allowed them to escape every trap. The leadership of Martin and the emergence of Travis Henry and Travis Stephens as replacements at tailback when Jamal Lewis was injured received justified recognition for their part in the unsullied championship campaign.

A defense led by the incomparable All-America linebacker Al Wilson played magnificently at critical times, and placekicker Jeff Hall was Mr. Reliable with chips on the table against Syracuse and Florida.

Tennessee had a game-winning drive after an Arkansas turnover late in the fourth period to help save the undefeated season.

UT also scored 14 points on consecutive possessions in the fourth quarter of the SEC title game against Mississippi State to take a 24-14 victory.

The 1999 team was 9-3 and continued a win streak over Alabama that had reached seven through the 2002 season with a 21-7 win at Bryant-Denny Stadium in Tuscaloosa. It was the

first time the Vols had played in Tuscaloosa since 1930.

The 1999 team also had a solid 38-14 win over Notre Dame on its resume en route to a Fiesta Bowl game with Nebraska.

As the decade of the 2000s opened, the Vols won their 700th game in the season opener against Southern Mississippi.

Casey Clausen became known as the "Comeback Kid," stepping in at quarterback in the Alabama game and leading the Vols through some close contests down the stretch to a Cotton Bowl game against Kansas State. Defensive tackle John Henderson won the Outland Trophy as the nation's best interior lineman and was an All-America selection, the first such award for the Vols since Steve DeLong won the award in 1964.

In 2001, Clausen led the Vols to comeback wins at Alabama, Notre Dame and Florida, and capped off an Eastern Division championship season by leading a 45-17 win over Michigan at the Florida Citrus Bowl in the first ever contest between the two tradition-laden programs.

Travis Stephens and Henderson were All-America selections. An overall mark of 11-2 made Fulmer part of 11-win teams as a player (1970), an assistant coach (1989) and head coach (1995, 1998 and 2001).

Fulmer reached yet another coaching milestone in 2002 when he guided the Vols to an 18-10 win in Columbia, S.C., marking his 100th head coaching victory.

The 2003 season saw the Vols win 10 games for the seventh time in Fulmer's coaching tenure. Highlights were a 51-43, five overtime, marathon win over Alabama in Tuscaloosa.

Two weeks later, the Vols won 10-6 over Miami at the Orange Bowl, snapping a 26-game home winning streak for the Hurricanes. A 6-2 SEC mark was good enough for a share of the SEC Eastern Division crown.

Tennessee also extended its streak of consecutive seasons with a bowl appearance to 15, squaring-off against Clemson in the Peach Bowl in Atlanta.

Dustin Colquitt, son of former Vol Craig Colquitt (1975-77), ended his junior season by being named an All-America punter, the first Vols kicker so honored since Ron Widby in 1966. Placekicker James Wilhoit was named a freshman All-America.

Doug Dickey was named to the College Football Hall of Fame in December 2003.

The 2004 season, which many fans believed could be a blueprint for disaster, evolved into a positive situation that included the SEC Eastern Division championship, representing quite a remarkable turnaround from expectations.

In Atlanta for the title affair, the Vols had the misfortune of

encountering for the second time in the same season an Auburn team that was one of the most powerful fielded by an SEC school in recent memory.

Tennessee played creditably throughout most of the rematch but eventually bowed to Auburn's superior talent that included three first-round NFL picks -- quarterback Jason Campbell and running backs Ronnie Brown and Carnell (Cadillac) Williams.

The 38-28 defeat left the Vols with a 9-3 record that they enhanced to 10-3 after pounding Texas A&M 38-7 in the Cotton Bowl. The anticipated disaster alluded to above was predated by an unsettled quarterback situation that eventually worked out nicely. Freshman Erik Ainge handled the lion's share of field general responsibilities.

When Ainge was injured at the end of the first half in the Notre Dame game, understudy Rick Clausen took over the rest of the way and was named MVP in the Cotton Bowl. Defensive tackle Jesse Mahelona, a junior college product, rose from virtual anonymity to nab All-America honors in his first year as a Vol. Victories over Florida, Georgia and Alabama were highlights of Phillip Fulmer's 12th full season as head coach.

A few days after the Cotton Bowl triumph, Frank Emanuel, a bruising linebacker of the Doug Dickey era, was inducted into the National Hall of Fame.

After a disappointing 5-6 campaign in 2005, Tennessee gave its fan base cause for excitement with the beginning of a three-year Neyland Stadium renovation project.

Tennessee also retired the jerseys of three Vol greats during the 2005 season. Doug Atkins (91), Reggie White (92) and Peyton Manning (16) were honored by having their jerseys permanently displayed in Neyland Stadium.

In 2006, Tennessee gave the same honor to four Vols who died in service to their country during World War II. The jerseys of Clyde "Ig" Fuson (62), Rudy Klarer (49), Bill Nowling (32) and Willis Tucker (61) all were retired prior to UT's game against Air Force, giving the program a total of seven retired jerseys.

The 2006 team rebounded from a tough season the previous year to win nine games and earn a bid to the Outback Bowl in Tampa, Fla. The season opened with a return-to-form of sorts for the Big Orange as they dismantled ninth-ranked and highly-touted California at Neyland Stadium. The Vols climbed as high as No. 7 in the polls during a five-game win streak mid-season that included wins over Georgia, Alabama and South Carolina. The regular season concluded with wins over rivals Vanderbilt and Kentucky.

The 2007 season will be remembered by Vol fans for its hectic final stretch that saw Tennessee win three of its last five games by a field goal or less en route to securing the SEC East crown and a trip to the conference title game in Atlanta.

Tennessee took a lead into the fourth quarter of that game, but fell 21-14 to LSU. The Vols rebounded a month later with a New Year's Day Outback Bowl win over Wisconsin. The 2007 team finished 10-4, handing Fulmer his ninth 10-win campaign in 15 seasons at the helm in Knoxville. The SEC East title was his seventh in 15 years.

Those earning honors after the 2007 season included place-kicker Daniel Lincoln (All-America) and safety Eric Berry (Freshman All-America).

Cranked up and looking for good things to happen, their spirits buoyed by a top-20 preseason national ranking, the Vols instead crashed to their second losing campaign in four years in 2008. Tennessee notched a victory over Kentucky in the closing game to close out a disappointing season with a 5-7 overall worksheet and a 3-5 slate in the Southeastern Conference.

The team's struggles took their toll, most notably the dismissal of Phillip Fulmer from his head coaching position after 16 years.

The brightest light in a rather dimly-lit season was sophomore safety Eric Berry. The Fairburn, Ga., native became the 33rd all-time UT player and the first since 1990 to claim consensus All-America honors.

Lane Kiffin Era Begins

Just days after Fulmer was carried off the field by his players following a win over Kentucky, Tennessee officially passed the torch. On December 1st, Lane Kiffin, former head coach of the Oakland Raiders and offensive coordinator at Southern California, was named the program's 21st head coach.

Kiffin assembled a coaching staff that arrives in Knoxville with sterling reputations. Lane's father, Monte Kiffin, will coordinate the UT defense in 2009 after earning his reputation as the NFL's best defensive coordinator for 13 seasons with the Tampa Bay Buccaneers. Joining him on the defensive side is former Mississippi head coach Ed Orgeron, who will serve as assistant head coach, recruiting coordinator and defensive line coach. Lance Thompson, a former Alabama, LSU and Georgia Tech coach will mentor the linebackers, while Wille Mack Garza, a former North Dakota State and TCU coach, will tutor the defensive backs.

Former Purdue and St. Louis Rams offensive coordinator Jim Chaney will serve in the same capacity for the Vols and coach the tight ends, while former South Carolina quarterbacks coach and recruiting coordinator David Reaves will coach the signal-callers. James Cregg, who coached with Kiffin in Oakland, will coach the offensive line. Eddie Gran, a 15-year veteran of SEC coaching, will tutor the running backs and coordinate special teams. Frank Wilson, a former Ole Miss and Southern Mississippi assistant, will be responsible for the wide receivers.



Former Head Coach Philip Fulmer celebrates after winning the 1998 national title.

A Stadium is Built

Shields-Watkins Field, sometimes known as Shields-Watkins Stadium, opened Sept. 24, 1921, as the Vols defeated Emory & Henry 27-0. On opening day, the new stadium had 3,200 seats in 17 rows on the west side of the field.

Named for its benefactors, W.S. Shields and wife, Alice-Watkins Shields, the venue was known as Shields-Watkins Field until the stadium was named in honor of Gen. Robert R. Neyland in October 1962. However, both names still adorn the façade on the stadium's west side.

Efforts to build a playing field on campus started as early as 1912 when University Realty Company was formed and held an option on seven acres of land until the university could complete the purchase and develop a physical education-athletic field.

As of 1917, financing had not been completed and contributions were solicited. Checks averaging \$10 were received and UT students pledged \$2,000 in cash and 2,000 days of labor.

Work was done on the field, but the Vols continued play on Waite Field less than a mile to the north. With a debt of \$22,453 hanging over the project in 1919, Shields, president of Knoxville City Bank and a UT trustee, promised to pay the debt if the university could raise the money to prepare and equip the field. Shields also bought two lots bordering the property on the west.

The trustees accepted the offer and voted to name the field in honor of the Shields. That was Nov. 22, 1919. On July 20, 1920, the trustees voted to build a permanent grandstand, at a total cost of \$20,000.

All that was left to do was prepare the field. March 16, 1921, was designated as a "Campus Day," with classes being dismissed to guarantee a work force large enough to get the field ready for a baseball game three days later.

The field was finished by noon the next day and the baseball game against Cincinnati went on as scheduled.

Four Additions in 13 Years

Capt. Neyland's success on the field led to four expansions between 1926 and 1938 as capacity grew from 3,200 to 31,390 with expansions on both the east and west sides and at the northwest corner in Section X.

Good thing, too. An overflow crowd of 20,000 showed up for the 1936 game against Duke. The Blue Devils had things pretty much their way until Red Harp, the "Pineville Flash," returned a punt 70 yards for a score in the final seconds to give the Vols the win. In the 1937 game against Alabama, another overflow crowd saw the Vols lose a tight decision.

The east side expansion brought with it dorm rooms for 128 men, half of them athletes, a T-Club reception room and a practice room for the band under the stands.

A Big Expansion in 1948

The largest expansion of the stadium came in 1948 as veterans came marching home from World War II.

Returning to the Vol sidelines in 1946, Gen. Neyland said it would take five years for the Vols to be back on top. Almost immediately, the Vols won the SEC title that season and plans were drawn for a south end addition that included more dorm rooms, athletic department offices and a new dressing area for visiting teams.

When the Vols squared off against Alabama Oct. 16, 1948, for Homecoming, 48,000 fans were present in the expanded stadium. Another 52,000 showed up a few weeks later for the clash with North Carolina.


More Expansions Follow Over Four Decades; Capacity Goes Up and Up

The west side upper deck and new press box came in 1962, dedicated at the Alabama game. Gen. Neyland did not live to see the new addition, passing away in New Orleans March 28. Before his death, he received progress reports on the new addition and press box.

Tired of the Shields-Watkins Field press coop being consistently named one of the three worst in the country, he remarked to an aide: "We're going to have the best press box in the country and I hope it improves the quality of writing done there."

Four expansions followed, first on the upper east side in 1968, then on the south upper deck in 1972 and 1976. In 1980, the stadium became a bowl, with the north end lower deck enclosing the field.


The last major expansion came in 1996, when the north end upper deck was finished and the stadium for the first time seated more than 100,000. There has only been one crowd less than 100,000 since.



Shields-Watkins Field in 1938



Shields-Watkins Field in 1948



Neyland Stadium in 1962

Night Football Comes to Knoxville

The first south end upper deck expansion in 1972 also brought night football to the Home of the Vols. When Tennessee opened the home season that year against Penn State, the game debuted football under the lights. The Vols have played at night consistently ever since, enjoying a captivating atmosphere that intimidates the opposition and is unmatched throughout the country. Tom Elam Press Box

The Neyland Stadium Press Box and Executive Suites officially opened for the Colorado State game Sept. 5, 1987, replacing the press box in operation since 1962. The new press box was named for long-time trustee and Athletics Board member Col. Tom Elam of Union City, Sept. 18, 1992. Elam died March 9, 1998.

It has four levels, encompassing leased suites, box seating for official guests of the university and athletics department, and complete facilities for print and broadcast media. There are six elevators serving the facility, four serving the skyboxes and two serving the press area.

Going Back to Grass

In 1994, a natural Tifway Bermuda Grass field was reinstalled at Neyland Stadium to replace the artificial turf that served as the playing surface from 1968-93. The new field was built to the United States Golf Association's golf-green construction specifications, and the grass is mowed to 3/4 inch.

It takes 90 gallons of paint to complete the lines, centerfield "Power T" logo and the famous orange and white checkerboard end zones.

A Facelift for the Future

In the fall of 2004, athletics director Mike Hamilton unveiled a Master Plan to prepare Neyland Stadium for the next 75 years. The renovations were planned to be completed in five phases during the off-seasons to alleviate inconveniences to fans. One key goal of the plan was to find a way to fund the renovations without financially impacting the general fan.

The 2006 season marked the completion of the \$26 million Phase I Master Plan renovations. This included extensive infrastructure work, the renovation of the north lower concourse, including concourse expansion, new restrooms and concession stands and the construction of the East Club. Phase I was funded entirely by gifts from the East Club and leadership donations to the project.

While the addition of the state-of-the-art East Club slightly reduced the stadium's overall capacity, it did keep the capacity at the imposing six-figure mark. The new official capacity of 102,038 kept Neyland as the fourth-largest college football facility in the country and the largest in the South.

For the 2007 season, fans enjoyed the unveiling of college football's largest LED display, located in the bowl of the stadium, along with permanent recognition of the football program's retired numbers and national championship teams. The natural-grass playing surface also was replanted before the season for the first time since its reinstallation in 1994. Perhaps not coincidentally, Tennessee posted a perfect 7-0 mark at home in 2007—marking the 36th season in which the mighty Vols went undefeated at Neyland Stadium.

The continuation of Phase II of the renovations continued in the offseason prior to the 2008 campaign. Those improvements included the renovation of the lower-west concourse, improvements to the team locker room, the construction of a field-level Lettermen's room and media center and aesthetic changes around the field.

Phase III began after the 2008 season and the changes which will be ready for 2009 are the renovation of the top level concourse of the west lower sideline, removal of the scissor ramps leading to the west upper deck, the addition of elevators and stairwells on the west side, improvements to the west tower sky boxes and press center and the construction of the West Club section.



Neyland Stadium in 1972



Neyland Stadium in 1980



Neyland Stadium in 1992

Neyland Stadium Facts

Capacity: 101,011

Stadium Attendance Record:
109,061—Sept. 18, 2004
Tennessee 30, Florida 28.

First Game as Shields-Watkins Field:
Sept. 24, 1921
Tennessee 27, Emory & Henry 0.

Dedication Game as Neyland Stadium:
Oct. 20, 1962
Alabama 27, Tennessee 7.

First Game on Artificial Turf:
Sept. 14, 1968
Tennessee 17, Georgia 17.

Final Game Played on Artificial Turf:
Nov. 27, 1993
Tennessee 62, Vanderbilt 14.

First Night Game at Neyland Stadium:
Sept. 16, 1972
Tennessee 28, Penn State 21.

First Game on Restored Grass
(Tifway 419, Bermuda Hybrid):
Sept. 17, 1994
Florida 31, Tennessee 0


Tennessee Success at Shields-Watkins Field: In 87 seasons, the Vols are 422-104-17 at home, a winning percentage of .793.

Consecutive Home Games Without a Loss: 55, beginning Oct. 3, 1925, with a 51-0 victory against Emory & Henry, and ending Oct. 21, 1933, with a 12-6 loss to Alabama.

Consecutive Home Wins: 30, beginning Dec. 8, 1928, with a 13-12 win against Florida and ending Oct. 21, 1933, with a 12-6 loss to Alabama.

Consecutive Home Losses: 4, beginning Nov. 13, 1954, with a 14-0 loss to Florida and ending Oct. 8, 1955, with a 13-0 win against Chattanooga; beginning Sept. 10, 1988, with a 31-26 loss to Duke and ending Nov. 5, 1988, with a 10-7 win against Boston College.

Winning Seasons: Tennessee has had 77 winning seasons in 87 years at Shields-Watkins Field, including 36 undefeated years at home. The last team to go undefeated at home was the 2007 squad, which was 7-0 at Neyland Stadium.



Neyland Stadium before the 2006 California game.

Neyland Stadium Additions & Renovations

Year	Addition	Capacity
1921	West Stands (17 rows, 3,200 seats)	3200
1926	East Stands (17 rows, 3,600 seats)	6800
1930	West Stands (42 rows, 11,060 seats)	17,860
1934	Section X (1500 seats)	19,360
1938	East Stands (44 rows, 12,030 seats)	31,390
1948	South Stands (horseshoe, 15,000 seats)	46,390
1962	West Upper Deck (Press Box, 5,137 seats)	51,527
1966	North Stands (End Zone, 5,595 seats)	57,122
1968	East Upper Deck (7,307 seats)	64,429
1972	South Upper Deck (6,221 seats)	70,650
1976	Southeast Upper Deck (9,600 seats)	79,250
1980	North Stands (bowl 16,944, net gain 10,499 seats)	89,749
1987	West Executive Suites (42 suites, 1,361 seats)	91,110
1990	Student Seating Adjustment (792 seats)	91,902
1996	North Upper Deck (10,642 seats)	102,544
1997	ADA Seating Adjustment (310 seats)	102,854
2000	East Executive Suites (78 suites, 1,250 seats)	104,079
2006	East-Side Club (Net loss 2,041)	102,038
2008	West-Side Club and Press Box (Net loss 2,027)	100,011

Largest Collegiate Stadiums

1.	Beaver Stadium, Penn State	107,282
2.	Michigan Stadium, Michigan	106,201
3.	Ohio Stadium, Ohio State	102,329
4.	Neyland Stadium, Tennessee	100,011
5.	Texas Memorial Stadium	94,913
6.	Sanford Stadium, Georgia	92,746
7.	L.A. Memorial Coliseum, Southern California	92,516
8.	Tiger Stadium, LSU	92,400
9.	Bryant-Denny Stadium, Alabama	92,138
10.	Rose Bowl, UCLA	91,136

Largest Single Game Neyland Stadium Attendance

1. Sept. 18, 2004	Florida	109,061	6. Oct. 8, 2005	Georgia	108,470
2. Sept. 16, 2000	Florida	108,768	7. Sept. 2, 2000	Southern Miss.	108,064
3. Sept. 21, 2002	Florida	108,722	8. Sept. 27, 2003	South Carolina	107,881
4. Sept. 5, 2004	UNLV	108,625	9. Oct. 2, 2004	Auburn	107,828
5. Sept. 29, 2001	LSU	108,472	10. Nov. 9, 2002	Miami (Fla.)	107,745

Officially Recorded Neyland Stadium Attendance Since 1946

Year	Games	Record	Attendance	Average
1946	6	5-1	187,000	31,167
1947	5	4-1	145,000	29,000
1948	6	4-2-1	196,000	32,667
1949	6	4-2	182,000	30,333
1950	8	8-0	199,283	24,910
1951	6	6-0	143,768	23,961
1952	6	5-0-1	163,930	27,321
1953	6	4-2	128,440	21,406
1954	6	3-3	133,882	22,312
1955	6	3-2-1	149,940	24,990
1956	6	6-0	199,906	33,318
1957	5	4-1	175,404	35,081
1958	6	2-4	175,380	29,230
1959	6	4-2	215,510	35,918
1960	6	4-1-1	203,148	33,858
1961	6	5-1	199,265	33,211
1962	6	4-2	195,661	32,610
1963	6	3-3	180,846	30,141
1964	5	2-3	190,754	38,150
1965	6	5-0-1	251,708	41,951
1966	6	5-1	272,826	45,471
1967	5	5-0	268,443	53,689
1968	6	5-0-1	373,550	62,258
1969	5	5-0	293,479	58,696
1970	6	6-0	373,991	62,332
1971	7	6-1	420,511	60,073
1972	6	5-1	409,188	68,198
1973	6	5-1	417,818	69,636
1974	7	5-1-1	478,562	68,366
1975	7	5-2	507,677	72,525
1976	7	3-4	564,922	80,703
1977	7	4-3	582,979	83,283
1978	7	4-2-1	586,502	83,786
1979	6	5-1	512,139	85,357
1980	7	2-5	659,190	94,170
1981	6	6-0	558,996	93,166
1982	6	5-1	561,102	93,517
1983	7	4-3	659,059	94,151
1984	7	4-2-1	654,602	93,515
1985	7	5-0-2	658,690	94,099
1986	7	4-3	643,317	91,902
1987	7	6-0-1	650,753	92,965
1988	6	1-5	551,677	91,946
1989	7	7-0	657,419	93,917
1990	7	5-2	666,540	95,220
1991	6	6-0	578,389	96,398
1992	6	4-2	575,544	95,924
1993	7	7-0	667,280	95,326
1994	6	4-2	573,821	95,637
1995	7	7-0	662,857	94,694
1996	6	5-1	632,509	105,418
1997	6	6-0	639,227	106,538
1998	6	6-0	641,484	106,914
1999	7	7-0	747,870	106,839
2000	6	5-1	645,567	107,595
2001	6	5-1	641,059	106,843
2002	7	4-3	746,936	106,705
2003	7	6-1	735,269	105,038
2004	7	5-2	746,507	106,644
2005	6	3-3	645,558	107,593
2006	7	5-2	740,521	105,789
2007	7	7-0	727,426	103,918
2008	7	4-3	710,136	101,448
63 Years	391	294-85-12	28,658,707	70,645

Neyland Stadium Master Plan

Scheduled for completion before the beginning of the 2009 football season, the Neyland Stadium Master Plan included three phases of renovations designed to upgrade the facility both functionally and aesthetically.

Phase I, completed before the 2006 season, included the expansion of the lower-north concourse near Gate 21, the addition of the East Club and infrastructure improvements to the stadium.

Phase II began after the 2007 season and includes the renovation of the lower-west concourse, improvements to the team locker room, the construction of a field-level Lettermen's room and aesthetic changes around the field, including brick work.

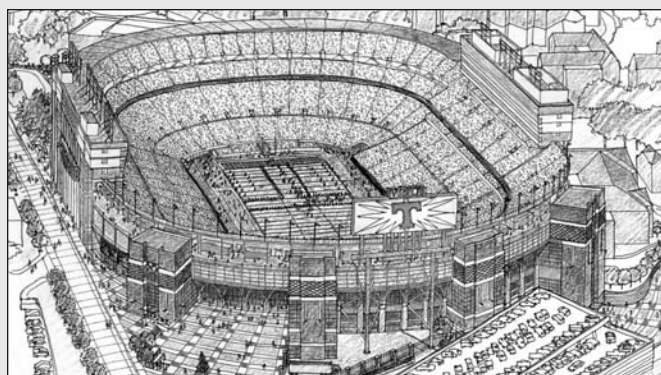
Phase III will occur in two parts, with part one scheduled to be finished for the 2009 season and part two finished in time for the 2010 season. Part one includes renovations to both the upper level and lower level west concourses, additions of elevators to the west side, improvement of the press box and sky box suites on that side and construction of a west side club level.

Part two will construct a new plaza at Gate 21, finish the lower north concourse and add brick work to the exterior of the west side.


Phases IV and V will address the south and east sides of Neyland Stadium and are planned for future years based on the university's master plan schedule for existing academic and administrative offices in the stadium and available funding.



The Peyton Manning Locker Complex inside Neyland Stadium.



An artist's rendering of the completed Neyland Stadium.



The "T" on the 50-yard line

About the 'T'

The famed letter "T" debuted on Tennessee's helmets in 1964 as Doug Dickey assumed the coaching reins. Johnny Majors had the 'T' slightly redesigned when he was named head coach in 1977. Dickey also brought another Tennessee tradition to life when he started the Vols running through a giant "T" formed by the band.

The "T" has occasionally been formed on the road, most notably at Liberty Bowl Memorial Stadium in Memphis, at Vanderbilt Stadium in Nashville, and at the 1986 and 1991 Sugar Bowls in New Orleans.

Checkerboard End Zones

The unique design accompanied coach Doug Dickey's arrival in 1964 when the Vols played Boston College. The colorful and popular end zones were a part of Tennessee football until 1968 when the natural sod was dug out and artificial turf was put in its place. The tradition was reinstated with the new artificial turf in 1989 and has continued with the transformation to natural grass in 1994. The checkerboard end zones also now appear on the basketball court at Thompson-Boling Arena and for volleyball matches at Stokely Center.



The checkerboard end zones

Vol Navy

Former Vol broadcaster George Mooney found a quicker way to get to Neyland Stadium in 1962 other than fighting the Knoxville traffic. Mooney navigated his little runabout down the Tennessee River to the stadium and spawned what would later become the "Vol Navy." Tennessee and Washington are the only institutions with football stadiums adjacent to bodies of water.



The Vol Navy

School Colors

The colors Orange and White were selected by Charles Moore, a member of the first football team in 1891, and later were approved by a vote of the student body. The colors were those of the common American daisy which grew in profusion on The Hill. Tennessee players did not appear in the now-famous Orange jerseys until the season opening game in 1922. Coach M.B. Banks' Vols won that game over Emory and Henry by a score of 50-0.

Alma Mater

The alma mater was selected as a result of a 1928 contest sponsored by Prof. L.S. Mayer of the UT men's glee club. All students, faculty members, and alumni or members of their families throughout the state were eligible to compete for the \$50 prize. The song, both music and words, had to be original and of high standard. The winner was Mrs. John Meek of Chattanooga, formerly Mary Fleming of Knoxville. The decision was announced at the Alumni banquet at the Farragut Hotel Oct. 26, 1928.

Rocky Top

Felice and Boudleaux Bryant's "Rocky Top," — written in 10 minutes at the Gatlinburg Inn in 1967 — has captured the fancy of Vol fans everywhere and is a much-requested and much-played song at UT sporting events. First performed as part of a halftime country music show at the 1972 Tennessee-Alabama game, the song attracted so much attention and is so beloved that long-time UT band director W.J. Julian said that not playing it would cause a mutiny among Vol fans.

It's been described as "simplistic and clever," with five basic chords and title being repeated 19 times. Yet opposing coaches have mentioned the influence and impact of "Rocky Top" on their teams and their game preparations.

There have been more than 100 renditions of "Rocky Top" by individuals, country groups, bluegrass and even East Tennessee rock groups. "Rocky Top" was adopted as an official song of the state of Tennessee by Chapter 545 of the Public Acts of 1982.

Smokey

After a student poll sponsored by the Pep Club revealed a desire to select a live mascot for the University, the Pep Club held a contest in 1953 to select a coonhound, a native breed of the state, as the mascot. Announcements of the contest in local newspapers read, "This can't be an ordinary hound. He must be a 'Houn' Dog' in the best sense of the word." The late Rev. Bill Brooks entered his prize-winning blue tick coonhound, "Brooks' Blue Smokey," in the contest. At halftime of the Mississippi State game that season, the dogs were lined up on the old cheerleaders' ramp at Shields-Watkins Field. Each dog was introduced over the loudspeaker and the student body cheered for their favorite, with "Blue Smokey" being the last hound introduced. When his name was called, he barked. The students cheered and Smokey threw his head back and barked again. This kept going until the stadium was in an uproar and UT had found its mascot. Rev. Brooks supplied UT with the line of canines until his death in 1986 when his wife, Mildred, took over the caretaking role. She did so until 1994, when her brother and sister-in-law, Earl and Martha Hudson of Knoxville, took over responsibility for Smokey VII and eventually Smokey VIII, with Smokey IX now carrying on the banner of the Smokey lineage. Mrs. Brooks died in July 1997.

One of the most beloved figures in the state, Smokey is famous for leading the Vols out of the giant "T" prior to each home game. The dogs have led exciting lives. Smokey II was dog-napped by Kentucky students in 1955 and later survived a confrontation with the Baylor Bear at the 1957 Sugar Bowl. Smokey VI, who suffered heat exhaustion in the 140-degree temperatures at the 1991 UCLA game, was listed on the Vols injury report until he returned later in the season. Smokey III compiled a 105-39-5 record and two SEC Championships. Smokey VI, who passed away in 1991, was on the sidelines for three SEC Championships. Smokey VIII is the winningest Smokey, having compiled a record of 91-22 (.805), with two SEC titles and the 1998 National Championship.

Smokey's Reigns

Smokey	(1953-1954)	Smokey VI	(1984-1991)
Smokey II	(1955-1964)	Smokey VII	(1992-1994)
Smokey III	(1965-1977)	Smokey VIII	(1995-2003)
Smokey IV	(1978-1979)	Smokey IX	(2004-Present)
Smokey V	(1980-1983)		



Smokey IX

University of Tennessee's Pride of the Southland Band



Dr. Gary Sousa
Director of Bands

The University of Tennessee band was organized immediately after the Civil War when the school reopened. Since then, the enrollment in the band program has grown to more than 400 students (in all bands) from all colleges of the University.

Director of Bands, Dr. Gary Sousa, heads a program which has maintained a long-standing reputation as one of the nation's finest musical organizations. The band staff includes Dr. Don Ryder, Associate Director of Bands and Drill Designer and Dr. Michael Stewart, Assistant Director. Drum Major for the 2009 season is Ben Farr, and Head Majorette is Adria Farr.

The band program is divided into several different units. The most famous of these units is the marching band, the full "Pride of the Southland Band," appears at all home football games and most out-of-town games before more than 850,000 spectators plus millions more on television.

The "Pride of the Southland" has represented the state of Tennessee for the last 48 years at twelve consecutive Presidential Inaugurations. The band has also made more than 40 bowl appearances, including the Sugar Bowl, Astro Bluebonnet Bowl, Citrus Bowl, Gator Bowl, Hall of Fame Bowl, Garden State Bowl, Sun Bowl, Liberty Bowl, Peach Bowl, Fiesta Bowl, Cotton Bowl, Orange Bowl, and the Rose Bowl.

When the UT Marching Band takes the field, the crowd reaction truly indicates that it is not only the Pride of Tennesseans, but the "Pride of the Southland."



Pride of the Southland Band

T Hall of Fame Coach General Robert R. Neyland

The history and tradition of Tennessee football began under the tutelage of Gen. Robert Reese Neyland, a member of the College Football Hall of Fame. Neyland came to Tennessee as an ROTC instructor and backfield coach in 1925 and was named head football coach in 1926. From that date, Tennessee was in the college football business to stay.

Neyland's 1939 Vol team was the last to shut out each of its regular season opponents. Over the course of his career, 112 of his 216 opponents failed to score against his Tennessee teams. Tennessee still holds an NCAA record for holding opponents scoreless 71 consecutive quarters.

Neyland's teams won Southern Conference Championships in 1927 and 1932, piling up undefeated streaks of 33 and 28 games along the way, and SEC Championships in 1938, 1939, 1940, 1946 and 1951. In addition Neyland-coached teams won four national championships. The Vols were consensus national champions in 1951, won the Dunkel, Litkenhous, Boand, Houlgate and Poling National Championships in 1938, the Dunkel and Williamson crowns in 1940 and the DeVold and Dunkel crowns in 1950.

It was Gene McEver who kicked off the Neyland era with his 98-yard return of the opening kick-off in the 1928 Alabama game, a game the underdog Vols won 15-13. Each of his succeeding eras would be highlighted by similar big plays: Johnny Butler's 56-yard run against Alabama in 1939 and Lauricella's 75-yard run against Texas in the 1951 Cotton Bowl.

Neyland's 21-year record at Tennessee was 173 wins, 31 losses and 12 ties.

Neyland, who came to Tennessee as an Army captain and left as a brigadier general, brought one of the most efficient single-wing offenses in the country to go with an unyielding defense. He was brought to the head coaching position by Dean Nathan Dougherty with a simple injunction: "Do something about the series with Vanderbilt."

After Neyland's death in 1962, the University established the Robert R. Neyland Scholarship, academic scholarships awarded to non-athletes, many of whom are National Merit Scholars. The endowment for these scholarships now exceeds \$1.5 million and 124 students have been the beneficiary of the awards.

The thoroughfare behind the stadium's South end, once called the river road, is now named Neyland Drive. More recently, the Vol football complex on campus was named for Neyland and Knoxville businessman B. Ray Thompson.

Is It NEE-land or NAY-land?

There has been continuing controversy over the pronunciation of the name N-E-Y-L-A-N-D. Here's the true story.

Charles Brakebill, former UT Vice-President for Development, was a part of the Neyland Scholarship program when it was begun after Gen. Neyland's death.

That's when Brakebill said he learned a lesson about the Neyland name and how to pronounce it. He had apparently called the General's wife, Peg, "Mrs. NAY-land." "She stood up and raised her knee and said 'Mr. Brakebill, first thing let's do is get my name straight.' She hit her knee about three times and said, 'It's NEE-land, just like my knee.' That stuck in my mind."



Neyland Quick Facts

Born: Dec. 17, 1892

Died: March 28, 1962

Education: Army (1916)

College Football: Lineman, Army (1913-16)

Coaching Career: University of Tennessee (1946-52), (1936-40), (1926-34)

Wife: Ada "Peggy" Fitch

Children: Robert, Jr. and Lewis Neyland

Coaching Honors: College Football Hall of Fame (Elected 1956)
SEC Coach of the Year (1936, 38, 50, 51)



Gen. Robert R. Neyland Trophy

In 1967, the Knoxville Quarterback Club, seeking a way to honor Gen. Neyland's memory, established the Robert R. Neyland Memorial Trophy. This award is given annually by the Club to an outstanding man who has contributed greatly to intercollegiate athletics. The permanent trophy is displayed in the Tennessee Hall of Fame Exhibit in the Neyland-Thompson Sports Center on the University of Tennessee campus.

1967 - Nathan W. Dougherty, Tennessee
1967 - Herman Hickman, Yale
1968 - Wallace Wade, Alabama
1969 - Bobby Dodd, Georgia Tech
1970 - John Barnhill, Arkansas
1971 - Jess Neely, Rice
1972 - John Vaught, Mississippi
1973 - Bud Wilkinson, Oklahoma
1974 - Fritz Crisler, Michigan
1975 - Lynn "Pappy" Waldorf, California
1976 - John McKay, Southern California
1977 - Darrell Royal, Texas
1978 - Ralph "Shug" Jordan, Auburn
1979 - Frank Broyles, Arkansas
1980 - Bob Devaney, Nebraska
1981 - Ara Parseghian, Notre Dame
1982 - Bill Murray, Duke
1983 - Paul "Bear" Bryant, Alabama
1984 - Woody Hayes, Ohio State
1985 - Duffy Daugherty, Michigan State
1986 - Bob Woodruff, Tennessee
1987 - Charles McClendon, LSU
1988 - LaVell Edwards, Brigham Young
1989 - Vince Dooley, Georgia

1990 - Bo Schembechler, Michigan
1991 - Murray Warmath, Minnesota
1992 - Bobby Bowden, Florida State
1993 - Grant Teaff, Baylor
1994 - Jerry Claiborne, Kentucky
1995 - Dan Devine, Notre Dame
1996 - Hayden Fry, Iowa
1997 - Terry Donahue, UCLA
1998 - Lou Holtz, Notre Dame
1999 - Eddie Robinson, Grambling
2000 - Tom Osborne, Nebraska
2001 - Doug Dickey, Tennessee
2002 - Gene Stallings, Alabama
2003 - John Majors, Pittsburgh
2004 - John Gagliardi, St. John's (Minn.)
2005 - Barry Switzer, Oklahoma
2006 - John Cooper, Ohio State
2007 - John Robinson, UNLV
2008 - Lloyd Carr, Michigan
2009 - Phillip Fulmer, Tennessee



Years	Seasons	Games	Won	Lost	Tied	Pct.
1926-34	9	88	76	7	5	.892
1936-40	5	53	43	7	3	.840
<u>1946-52</u>	<u>7</u>	<u>75</u>	<u>54</u>	<u>17</u>	<u>4</u>	<u>.747</u>
TOTALS	21	216	173	31	12	.829

General Robert Neyland Year-by-Year

Year	Overall			Conference			Bowl	Opp.	Score	Notes
	W	L	T	W	L	T				
1926-34	88	76	7	10	3	0			1-0	
1926	8	1	0							
1927	8	0	1							Southern Conference Champions
1928	9	0	1							
1929	9	0	1							
1930	9	1	0							
1931	9	0	1				NY Char.	NYU	W 13-0	
1932	9	0	1							Southern Conference Champions
1933	7	3	0	5	2	0				
1934	8	2	0	5	1	0				
1936-40	43	7	3	25	4	2			1-2	
1936	6	2	2	3	1	2				
1937	6	3	1	4	3	0				
1938	11	0	0	7	0	0	Orange	Miami	W 17-0	National Champions, SEC Champions
1939	10	1	0	6	0	0	Rose	USC	L 0-14	SEC Champions
1940	10	1	0	5	0	0	Sugar	Bos. Coll.	L 13-19	National Champions, SEC Champions
1946-52	54	17	4	27	8	3			1-3	
1946	9	2	0	5	0	0	Orange	Miami	L 0-8	SEC Champions
1947	5	5	0	2	3	0				
1948	4	4	2	2	3	1				
1949	7	2	1	4	1	1				
1950	11	1	0	4	1	0	Cotton	Texas	W 20-14	
1951	10	1	0	5	0	0	Sugar	Maryland	L 13-28	National Champions, SEC Champions
1952	8	2	1	5	0	1	Cotton	Texas	L 0-16	
Totals	173	31	12				3	4		

General Neyland's Maxims of Football

1. The team that makes the fewest mistakes will win.
2. Play for and make the breaks and when one comes your way - SCORE.
3. If at first the game - or the breaks - go against you, don't let up...put on more steam.
4. Protect our kickers, our QB, our lead and our ball game.
5. Ball, oskie, cover, block, cut and slice, pursue and gang tackle... for this is the WINNING EDGE.
6. Press the kicking game. Here is where the breaks are made.
7. Carry the fight to our opponent and keep it there for 60 minutes.



General Neyland giving a post-game speech in the locker room.

T Hall of Fame Coach Bowden Wyatt

After his stellar playing days at Tennessee, Bowden Wyatt passed on the opportunity to become a movie star in Hollywood, choosing to continue his association with football in the coaching ranks.

He was an assistant coach at Mississippi State just one year after playing end for Maj. Robert R. Neyland's teams from 1936-38, and then served three years as a senior grade Lieutenant in the Navy.

Mirroring the coaching style of his mentor, Robert R. Neyland, Wyatt took the head coaching job at Wyoming in 1947. He guided the Cowboys to consecutive Skyline championships in 1949-50. Wyatt was named conference coach of the year in 1950 thanks to a 10-0 record. He then moved to Arkansas for the 1953-54 seasons, again turning a program completely around. His second year saw him take the Hogs to an 8-3 record and a Southwest Conference championship, as well as conference coach of the year award.

But nothing could keep Wyatt away from his alma mater. He returned to coach Tennessee in 1955 and led the Vols to the 1956 SEC championship while being named SEC and National Coach of the Year. He was the first UT coach to be nationally honored by the American Football Coaches Association.

Wyatt accumulated a 99-56-5 coaching record in rebuilding three programs. He won titles in three different conferences - Skyline, Southwest and SEC - and was named coach of the year in all three. He became just the third member to be inducted into the hall as both player and coach, following the footsteps of Amos Alonzo Stagg and former Vols quarterback Bobby Dodd.

As a player, Wyatt captained the Vols to an 11-0 season while playing right end on a loaded team that included Hall of Fame names such as Ed Molinski, Bob Suffridge and George Cafego. The Vols had six shutouts on the season. The final shutout capped the year with Wyatt manning the defensive line and kicking a field goal in Tennessee's 17-0 Orange Bowl victory over Oklahoma, the Vols' first official bowl game.

Bowden Wyatt Year-by-Year at Tennessee

Year	Overall			Conference			Bowl	Opp.	Score	Notes
	W	L	T	W	L	T				
1955	6	3	1	3	2	1				
1956	10	1	0	6	0	0	Sugar	Baylor	L 7-13	SEC Champs
1957	8	3	0	4	3	0	Gator	Texas A&M	W 3-0	
1958	4	6	0	4	3	0				
1959	5	4	1	3	4	1				
1960	6	2	2	3	2	2				
1961	6	4	0	4	3	0				
1962	4	6	0	2	6	0				
Totals	49-29-4			29-23-4					1-1	



Wyatt Quick Facts

Born: Oct. 4, 1917

Died: Jan. 21, 1969

Education: University of Tennessee

College Football: End, University of Tennessee (1936-38)

Coaching Career: University of Tennessee (1955-62)
University of Arkansas (1953-54)
University of Wyoming (1947-52)

Wife: Mary Allison Miller

Children: Mary "Missy" Gail

Coaching Honors: College Football Hall of Fame (Elected 1997)
National Coach of the Year (1956)

Not only did Doug Dickey reestablish an elite football program at UT, he also brought a large helping of tradition that many Vol fans now take for granted.

His teams were the first to run through the band's power 'T' formation, beginning Sept. 25, 1965, against Army. It wasn't done for style or intimidation, but rather to get from the dressing rooms on the East side of the stadium to the team's sideline on the West side of the field. Now, although the formation is not necessary, it's just as traditional as the game itself.

Dickey also put the power 'T' on the football helmets during the 1964 season and was the first to order the endzones painted in an orange and white checkerboard, beginning Oct. 10, 1964, against Boston College. The colorful checkerboard is now a UT signature that has extended to several other Vol sports.

Hall of Fame coach Doug Dickey began his ties with Tennessee as head football coach from 1964-69. His tenure included a 46-15-4 record that took the Vols from mediocrity to national prominence in the late 1960s. Two SEC championships (1967 and 1969) were brought to Knoxville during Dickey's term as head coach and he was named SEC Coach of the Year in 1965 and 1967.

After a nine-year stint as football coach at Florida, his alma mater, Dickey returned to Tennessee as athletics director in 1985, where he served until his retirement in July of 2003. Dickey was widely recognized as one of the nation's best, earning numerous awards for his work and molding of the UT Athletics Department.

The Tennessee Sports Hall of Fame named him Tennessean of the Year in 2000, and in 2001 Dickey was named recipient of the Neyland Trophy. He was elected to the College Football Hall of Fame in 2003.



Doug Dickey Year-by-Year at Tennessee

Year	Overall			Conference			Bowl	Opp.	Score	Notes
	W	L	T	W	L	T				
1964	4	5	1	1	5	1				
1965	8	1	2	3	1	2	BlueBonnet	Tulsa	W 27-6	
1966	8	3	0	4	2	0	Gator	Syracuse	W 18-12	
1967	9	2	0	6	0	0	Orange	Oklahoma	L 24-26	SEC, National Champs
1968	8	2	1	4	1	1	Colton	Texas	L 13-36	
1969	9	2	0	5	1	0	Gator	Florida	L 13-14	SEC Champs
Totals	46	15	4	23	10	4			2 - 3	

Dickey Quick Facts

Born: June 24, 1932

Education: University of Florida, 1954

College Football: Quarterback, University of Florida, 1951-53

Coaching Career: University of Colorado 1979
University of Florida 1970-78
University of Tennessee 1964-69
University of Arkansas 1957-63

Wife: Joanne Beville

Children: Donald
Daniel
David
Daryl
Jaren Anne

Coaching Honors: College Football Hall of Fame (Elected 2003)
SEC Coach of the Year (1965,67)



Twenty-one Vols have been inducted into the National Football Foundation and College Hall of Fame. Among them are 18 players, one coach and two men who were inducted as both players and coaches, Bobby Dodd and Bowden Wyatt. The only Hall of Fame member who is not recognized with All-America honors is Nathan Dougherty, who preceded All-America lists for most publications. Johnny Majors, who coached the Vols from 1977-92, is in the Hall for his prowess as a tailback. A 22nd former Vol is also in the Hall. Joe Steffy, who excelled at Army in the 1940's, lettered as a freshman at Tennessee in 1944 before transferring to West Point.

- 1954 Gene McEver (Halfback - 1928-29, 31)
- 1955 Beattie Feathers (Back - 1931-33)
- 1956 Gen. Robert R. Neyland (Coach 1926-34, 36-40, 46-52)
- 1959 Herman Hickman (Guard - 1929-31)
Bobby Dodd (Quarterback - 1928-30)
- 1961 Bob Suffridge (Guard - 1938-40)
- 1967 Nathan Dougherty (Tackle - 1906-09)
- 1969 George Cafego (Quarterback - 1938-39)
- 1972 Bowden Wyatt (End - 1936-38)
- 1981 Hank Lauricella (Tailback - 1949-51)
- 1985 Doug Atkins (Tackle - 1950-52)
- 1987 Johnny Majors (Tailback - 1954-56)
- 1989 Bob Johnson (Center - 1965-67)
- 1990 Ed Molinski (Guard - 1938-40)
- 1993 Steve DeLong (Guard - 1962-64)
Bobby Dodd (Coach at Georgia Tech)
- 1996 John Michels (Guard - 1950-52)
- 1997 Bowden Wyatt (Coach - 1955-62)
- 1999 Steve Kiner (Linebacker - 1967-69)
- 2002 Reggie White (Defensive Tackle - 1980-83)
- 2003 Doug Dickey (Coach - 1964-69)
- 2004 Frank Emanuel (Linebacker - 1963-65)
- 2006 Chip Kell (Guard - 1968-70)



Gene McEver
Halfback 1928-29, 31
Elected 1954
Bristol, Va.

(Full name: Eugene Tucker McEver)... Tennessee's first All-America selection (1929) ... NCAA scoring champion in 1929 with 130 points ... All-Southern selection 1928-29, 31 ... 98-yard kickoff return to open the 1928 Alabama game brought Tennessee national prominence as Vols upset Crimson Tide 15-13 ... Born: September 15, 1908 ... Died: July 12, 1985.




Beattie Feathers
Halfback 1931-33
Elected 1955
Bristol, Va.

(Full name: William Beattie Feathers)... All-America selection and SEC MVP in 1933 ... All-Southern selection in 1932 ... Had memorable punting duel with Alabama's John Cain in the rain at Birmingham in 7-3 Vol win in 1932 ... Holds NFL record for yards per carry (9.9 in 1934) ... Had a 65-yard punt return in Vols' 13-0 win over NYU in 1931 Charity Bowl ... Born: August 20, 1909 ... Died: March 10, 1979.



Herman Hickman
Guard 1929-31
Elected 1959
Johnson City

(Full name: Herman Michael Hickman Jr.)... Helped push Tennessee into national prominence with performance in 1931 Charity Bowl game, earning All-America honors that season ... Assistant coach at Army under Red Blaik and became first non-Yale alumnus to coach at New Haven ... Writer on first staff of Sports Illustrated ... Wrestled under the name "Tennessee Terror." ... Born: October 1, 1911 ... Died: April 25, 1958.



Bobby Dodd
Quarterback 1928-30
Elected 1959 (Player)
Elected 1993 (Coach)
Kingsport

(Full name: Robert Lee Dodd)... Part of "Hack, Mack and Dodd" backfield ... Compiled a record of 27-1-2 during his time on the Hill ... All-America selection in 1930 ... Named to Citizens Savings Athletic Hall of Fame ... Coached at Georgia Tech from 1947-66 ... Georgia Tech Stadium named Bobby Dodd Stadium at Grant Field ... Born: November 11, 1908 ... Died: June 21, 1988.



Bob Suffridge
Guard 1938-40
Elected 1961
Knoxville

(Full name: Robert Lee Suffridge)... Tennessee's only three-time All-America selection ... Played on Tennessee teams which went 31-2 from 1938-40 ... Won Knute Rockne Memorial Trophy in 1940 as nation's most outstanding collegiate lineman ... Selected to All-Time All-SEC Team (1933-82) ... Born: March 16, 1916 ... Died: March 3, 1974.



Nathan Dougherty
Guard 1906-09
Elected 1967
Scott Co., Va.

(Full name: Nathan Washington Dougherty)... All-Southern selection in 1907 and 1908 ... All-time FWAA Southeast Area All-Time Team (1869-1919) ... Dean of College of Engineering and Chairman of UT Athletics Board ... Responsible for hiring Capt. Neyland as head football coach ... Born: March 23, 1886 ... Died: May 18, 1977.



George Cafego
Tailback 1937-39
Elected 1969
Scarbro, W. Va.

(Full name: George Cafego)... All-America and All-SEC selection in 1938-39 ... Seventh in 1938 Heisman balloting and fourth in 1939 ... SEC Player of the Year in 1938 ... Coached backfield and kickers at Tennessee from 1955-63, coached scout and B squad 1964-73 and kickers 1974-84 ... Nicknamed "Bad News" ... Born: August 30, 1915 ... Died: February 9, 1998.




Bowden Wyatt
End 1936-38
Elected 1972 (Player)
Kingston

(Full name: C. Bowden Wyatt)... Captain and leader of 1938 Tennessee team that went 11-0 with Orange Bowl victory over Oklahoma ... All-America and All-SEC selection in 1938 ... Kicked extra points and field goals as well as duties at defensive end ... Spurned chance at Hollywood riches to pursue coaching career ... Born: November 3, 1917 ... Died: January 21, 1969.




Hank Lauricella
Tailback 1949-51
Elected 1981
Harahan, La.

(Full name: Francis Edward Lauricella)... All-America in 1951 and All-SEC in 1950-51 ... Second in 1951 Heisman vote ... Had memorable 75-yard run in 1951 Cotton Bowl game against Texas to set up Vols' first score ... One of three New Orleans natives to earn All-America honors at Tennessee ... Elected to Louisiana State House and Senate ... Born: October 9, 1930 ... Currently resides in New Orleans.




Doug Atkins
End 1950-52
Elected 1985
Humboldt

(Full name: Douglas Leon Atkins)... All-America selection in 1952 and All-SEC in 1951-52 ... Played professionally at Cleveland, Chicago and New Orleans ... Only Vol player in both the College and Professional Hall of Fame ... FWAA SEC Player of the Quarter Century (1950-74) ... Selected to All-Time All-SEC Team (1933-82) ... Born: May 8, 1930 ... Currently resides in Knoxville.




Johnny Majors
Tailback 1954-56
Elected 1987
Huntland

(Full name: John Terrill Majors)... A do-it-all type in Lauricella mold ... Two-time SEC Player of the Year (1955-56) ... All-America 1956 and All-SEC 1955-56 ... Runnerup in 1956 Heisman Trophy race ... Head coach at Iowa, Pittsburgh, Tennessee and Pittsburgh, winning 1976 national championship ... Nicknamed "Drum" ... Born: May 21, 1935 ... Currently resides in Knoxville.




Bob Johnson
Center 1965-67
Elected 1989
Cleveland

(Full name: Robert Douglas Johnson)... One of most awarded Vols ever ... 1966-67 All-America and Academic All-America in 1967... Captain of 1967 team ... Won National Football Foundation Post-graduate Scholarship in 1967 ... No. 1 draft choice of Cincinnati Bengals in 1968 ... Named to SEC Quarter Century team in 1974 ... Born: August 19, 1946 ... Currently resides in Cincinnati.




Ed Molinski
Guard 1938-40
Elected 1990
Massillon, Ohio

(Full name: Edward Michael Molinski)... All-America in 1939-40 as outstanding two-way player ... All-SEC in 1939... Part of Vol defense which held 10 regular season opponents scoreless in 1939 ... Became prominent physician in Memphis after graduation and served as team doctor for Mississippi State and Memphis State ... Born: August 20, 1917 ... Died: June 26, 1986.



Steve DeLong
Middle Guard 1962-64
Elected 1993
Norfolk, Va.

(Full name: Stephen Cyril DeLong)... Two-time All-America (1963-64) ... Captain of 1964 team and won Outland Trophy as nation's outstanding interior lineman ... Dominated middle and led critical goal line stand in 1964 LSU-Tennessee game ... Son, Keith, was All-America linebacker and team captain in 1988 ... Born: July 3, 1943 ... Currently resides in Knoxville.




John Michels
Offensive Guard 1950-52
Elected 1996
Philadelphia, Pa.

(Full name: John J. Michels)... All-America linebacker in 1952 and an All-SEC selection in 1951 and 1952 ... Played on teams which compiled a 27-4-1 record ... Could pull or straight ahead block with the best in Tennessee history ... Coached Minnesota Vikings for 27 years and was in four Super Bowls ... Born: February 15, 1931 ... Currently resides in Gatlinburg.




Steve Kiner
Linebacker 1967-69
Elected 1999
Tampa, Fla.

(Full name: Steven Albert Kiner)... A two-time All-America and All-SEC selection (1968-69) and named SEC "Sophomore of the Year" in 1967 ... Doug Dickey once said that he was faster than most of the running backs he played against ... Bear Bryant said he was "the best in this league since Lee Roy Jordan played for us" ... Born: June 12, 1947 ... Currently resides in Carrollton, Ga.



Reggie White
Defensive End 1980-83
Elected 2002
Chattanooga

(Full name: Reginald Howard White) ... Nicknamed the "The Minister of Defense" because he was an ordained minister ... 1983 All-America and Lombardi Award finalist ... School record 32 career sacks from 1980-83 ... Retired as the NFL's all-time sack leader with 198 ... Named to the NFL's All-Decade Teams of the 1980 and 1990s, the 75th Anniversary Team ... Voted first-team All-Pro 10 times... Born: Dec. 19, 1961 ... Died: Dec. 26, 2004



Chip Kell
Guard, 1968-70
Elected 2006
Decatur, Ga.

(Full name: Curtis Cliff Kell) ... Two-time first team All-America selection and three-time All-SEC pick ... Two-time winner of the Jacobs Blocking Trophy ... 1970 Lombardi Award finalist ... Led Vols to 1969 SEC title and a 11-1 record in 1970 ... UT went 28-5-1 in his three seasons ... Played professionally in Canadian Football League ... Born: March 10, 1949 ... Currently resides in Cohutta, Ga.



Joe Steffy
Guard, 1944
Elected 1987
Chattanooga

(Full name: Joe Steffy) ... Played only one season for the Vols before transferring to Army ... The three Army teams on which he lettered posted a combined record of 23-2-3 and won the 1945 and 1946 national championships ... Named All-America in 1947 ... Currently resides in Newburgh, N.Y.

Hall of Fame Coaches



General Robert R. Neyland
Head Coach 1926-52
Elected 1956
Greenville, Texas

(Full name: Robert Reese Neyland) ... Had three successful tenures as head coach at Tennessee, 1926-34, 1936-40 and 1946-52 ... SEC Coach of the Year 1936, 1938, 1950 and 1951 ... Teams won national championships in 1938, 1940, 1950 and 1951 ... Career record was 173-31-12 ... Won Southern Conference titles in 1927 and 1932 and SEC titles in 1938, 1939, 1940, 1946 and 1951 ... Teams had 112 shutouts in 216 games ... Teams were characterized by efficient single-wing offense and unyielding defense ... Born: Feb. 17, 1892 ... Died: March 28, 1962.



Bowden Wyatt
Head Coach at Wyoming (1947-52);
at Arkansas (1953-54);
at Tennessee (1955-62)
Elected 1997 (Coach)
Kingston, Tenn.

(Full name: C. Bowden Wyatt) ... Won conference titles in three leagues, Skyline (Wyoming), Southwest (Arkansas) and SEC (Tennessee) ... 1956 National and SEC Coach of the Year ... Patterned coaching career after Gen. Neyland ... Earned absolute loyalty from his players ... Gave coin from 1938 game to 1955 captain Jim Beutel on his arrival back at Tennessee ... Had overall coaching record of 99-56-5, 49-29-4 at Tennessee ... Born: November 3, 1917 ... Died: January 21, 1969.



Doug Dickey
Head Coach at Tennessee (1964-69)
at Florida (1970-78)
Elected 2003
Vermillion, South Dakota

(Full name: Douglas A. Dickey) ... Won national championship in 1967 and two SEC crowns in 1967 and 1969 ... SEC Coach of the Year in 1965 and 67 ... Finished with a record of 46-15-4 in six seasons at UT ... Compiled a career 58-43-2 mark at Florida ... 19 players earned All-America status under his tutelage ... Served as UT's athletic director from 1985-2003 ... 2001 recipient of the Robert R. Neyland Trophy ... Born: June 24, 1932 ... Currently resides in Jacksonville, Fla.

AFCA Asst. Coach of the Year

Presented to the assistant coach who excels in community service, commitment to the student-athlete, on-field coaching success and AFCA professional organization involvement. The award has been presented since 1997.
2006—John Chavis

Bronko Nagurski Trophy

Presented to the defensive player of the year as selected by the Football Writers Association of America in conjunction with the Charlotte Touchdown Club. The first selection was made in 1993.
1998—Al Wilson (Finalist)
2000—John Henderson (Finalist)

Broyles Award

Presented annually by the Little Rock, Ark., Major Sports Association to the nation's top college football assistant coach. The award was first given in 1996.
1998—David Cutcliffe (Offensive Coordinator/QBs)

Butkus Award

Presented to the nation's top linebacker by the Downtown Athletic Club of Orlando, Fla. First selection was in 1985.
1988—Keith DeLong (Finalist)
1998—Al Wilson (Semifinalist)
1999—Raynoch Thompson (Finalist)
2000—Eric Westmoreland (Semifinalist)
2004—Kevin Burnett (Semifinalist)

Chuck Bednarik Award

Presented to the nation's top college defensive player in honor of Chuck Bednarik, College and Pro Football Hall of Famer. Award presented by the Maxwell Football Club of Philadelphia. The award was first given in 1995.
2004—Kevin Burnett (Semifinalist)
2004—Eric Berry (Semifinalist)

Davey O'Brien National Quarterback Award

Awarded annually to the nation's top quarterback by the Davey O'Brien Foundation of Fort Worth, Texas, since 1977. Three finalists are chosen for the award each year.
1993—Heath Shuler (Finalist)
1995—Peyton Manning (Finalist)
1997—Peyton Manning
2006—Erik Ainge (Semifinalist)

Doak Walker Running Back Award

Presented to the nation's best collegiate running back by the SMU Athletic Forum. First selection was in 1990.
2001—Travis Stephens (Finalist)

Fred Biletnikoff Receiver Award

Honoring the outstanding collegiate wide receiver presented since 1994 by the Football Writers Association of America.
1996—Joey Kent (Semifinalist)
2001—Kelley Washington (Semifinalist)
2006—Robert Meachem (Semifinalist)

Heisman Trophy

The Heisman Trophy was established in 1935 by the Downtown Athletic Club in New York to honor the nation's most outstanding college football player.

Four Tennessee players have finished runner-up in the national balloting -- Hank Lauricella (1951), Johnny Majors (1956), Heath Shuler (1993) and Peyton Manning (1997).

UT's top finishers in the Heisman Trophy race:

1938—George Cafego—Tailback (7th)
1939—George Cafego—Tailback (4th)
1940—Bob Suffridge—Guard (6th)
1951—Hank Lauricella—Tailback (2nd)
1956—Johnny Majors—Tailback (2nd)
1964—Steve DeLong—Middle Guard (8th)
1967—Dewey Warren—Quarterback (8th)
1967—Bob Johnson—Center (6th)
1969—Steve Kiner—Linebacker (9th)
1973—Condredge Holloway—Quarterback (14th)
1976—Larry Seivers—Wide Receiver (12th)
1993—Heath Shuler—Quarterback (2nd)
1995—Peyton Manning—Quarterback (6th)
1996—Peyton Manning—Quarterback (8th)
1997—Peyton Manning—Quarterback (2nd)

Jim Thorpe Award

Presented annually to the nation's best defensive back by the Jim Thorpe Association, Oklahoma City, Okla. First selection was in 1986.
1999—Deon Grant (Finalist)
1999—Dwayne Goodrich (Semifinalist)
2000—Andre Lott (Semifinalist)
2004—Jason Allen (Semifinalist)
2008—Eric Berry (Finalist)

John Mackey Tight End Award

Presented by the Nassau County Sports Commission to the nation's most outstanding tight end. The award was first presented in 2000.
2002—Jason Witten (Semifinalist)

John Unitas Golden Arm Award

Since 1987, awarded annually to the nation's top senior quarterback by the John Unitas Golden Arm Educational Foundation of Louisville, Ky.
1997—Peyton Manning

Lombardi Award

Presented to the Nation's Lineman of the Year by the Rotary Club of Houston. First selection was made in 1970.
1970—Chip Kell (Finalist)
1983—Reggie White (Finalist)
2001—John Henderson (Semifinalist)
2005—Jesse Mahelona (Semifinalist)

Lou Groza Place Kicker Award

Presented since 1992 to the nation's top collegiate placekicker. Sponsored by the Palm Beach County Sports Authority in conjunction with the Orange Bowl Committee. The award is named after NFL Hall of Famer Lou Groza.
1995—Jeff Hall (Semifinalist)
2000—Alex Walls (Finalist)
2006—James Wilhoit (Semifinalist)
2007—Daniel Lincoln (Semifinalist)

Manning Award

Presented since 2004 to the nation's top Division 1A quarterback adjudged by the Sugar Bowl Committee to be the best in the United States. The award is named in honor of Archie Manning and his sons Peyton and Eli, each an All-America selection during their college career.
2006—Erik Ainge (Semifinalist)

Maxwell Award

Presented to the nation's top college football player by the Maxwell Football Club of Philadelphia. The award was first given in 1937.
1997—Peyton Manning—Quarterback

National Coach of the Year

Awarded annually by the American Football Coaches Association, the Football Writers Association of America, Maxwell Football Club and *The Sporting News*.
1956—Bowden Wyatt (AFCA)
1998—Phillip Fulmer (AFCA, FWAA, Maxwell, TSN)

Outland Trophy

Awarded to the nation's outstanding interior lineman (Center, Guard, Tackle) as selected by the Football Writers Association of America. The first selection was made in 1946.
1964—Steve DeLong (Winner)
2000—John Henderson (Winner)
2001—John Henderson (Finalist)

Randy Moss Return Man Award

Presented since 2006 to the nation's top return specialist at the Division I level. The award is voted on by NCAA Sports Information Directors
2006—Jonathan Hefney (Semifinalist)

Ray Guy Punting Award

Presented since 2000 by the Greater Augusta Sports Council honoring the nation's outstanding collegiate punter.
2000—David Leaverton (Semifinalist)
2002—Dustin Colquitt (Finalist)
2003—Dustin Colquitt (Finalist)
2004—Dustin Colquitt (Semifinalist)

Ronnie Lott Trophy

Named for Ronnie Lott, a two time All-American for USC and College Football Hall of Fame Inductee, awarded annually to college football's Defensive IMPACT Player of the Year. The award was established in 2004.
2007—Jonathan Hefney (Semifinalist)

Sullivan Award

Named for James E. Sullivan, the founder of the Amateur Athletic Union, awarded annually to the nation's top amateur athlete. The award is based on qualities of leadership, character, sportsmanship and the ideas of amateurism. The award was established in 1930.
1998—Peyton Manning (Quarterback)

Touchdown Club of Atlanta Awards

Originated in 1938 with the selection of the Southeast Player of the Year. Since 1945 a back and lineman have been chosen as co-recipients. Beginning in 1980 both an offensive and defensive lineman and back have been selected.

Players

1940—Bob Suffridge—Guard
 1956—Johnny Majors—Tailback
 1981—Lee North—Center
 1983—Reggie White—Defensive Tackle
 1984—Bill Mayo—Offensive Guard
 1986—Dale Jones—Linebacker
 1991—Dale Carter—Defensive Back
 1997—Peyton Manning—Quarterback
 1998—Al Wilson—Linebacker
 1999—Deon Grant—Defensive Back
 2006—Arron Sears—Offensive Tackle
 2008—Eric Berry—Defensive Back

Coach

1998—Phillip Fulmer

Birmingham Monday Morning Quarterback Club Awards

Originated in 1942 with the selection of the SEC's most outstanding back and lineman.

Most Outstanding Lineman

1950—Ted Daffer—Guard
 1964—Steve DeLong—Guard
 1967—Bob Johnson—Center
 1970—Chip Kell—Guard
 1982—Willie Gault—Wide Receiver
 1983—Reggie White—Tackle
 1989—Eric Still—Guard
 1990—Antone Davis—Tackle
 1996—Joey Kent—Wide Receiver
 1998—Al Wilson—Linebacker

Most Outstanding Back

1951—Hank Lauricella—Tailback
 1956—Johnny Majors—Tailback
 1997—Peyton Manning—Quarterback
 2000—Travis Henry—Tailback

Birmingham Touchdown Club Awards

Originated in 1976 with selection of the outstanding senior football player in the Southeastern Conference. Expanded to include selection of assistant coach of the year.

Outstanding Senior

1983—Reggie White—Defensive Tackle
 1990—Tony Thompson—Back
 1991—Andy Kelly—Quarterback
 1997—Peyton Manning—Quarterback
 1998—Al Wilson—Linebacker

Assistant Coach of the Year

1983—Larry Marmie—Defensive Coordinator
 1985—Ken Donahue—Defensive Coordinator
 1987—Walt Harris—Offensive Coordinator
 1993—David Cutcliffe—Offensive Coordinator

Jacobs Blocking Trophy

Since 1935 this award has been given annually by the family of Dr. W.P. Jacobs of Clinton, S.C., to the outstanding blocker in the Southeastern Conference based on a poll of the coaches.

1938—Sam Bartholomew—Blocking Back
 1939—Sam Bartholomew—Blocking Back
 1944—Billy Bevis—Blocking Back
 1945—Billy Bevis—Blocking Back
 1951—Jimmy Hahn—Blocking Back
 1952—John Michels—Guard
 1956—Stockton Adkins—Blocking Back
 1957—Stockton Adkins—Blocking Back
 1959—Jim Cartwright—Blocking Back
 1960—Jim Cartwright—Blocking Back
 1965—Hal Wantland—Wingback
 1967—Bob Johnson—Center
 1969—Chip Kell—Guard
 1970—Chip Kell—Guard
 1987—Harry Galbreath—Guard
 1989—Eric Still—Guard
 1990—Antone Davis—Tackle
 2006—Arron Sears—Tackle

SEC Player of the Year

Each year since 1933 the coaches of the Southeastern Conference select the most valuable player in a poll. Note: Formerly conducted by *The Nashville Banner* from 1933 to 1997. Currently the award is presented by the SEC office.

1933—Beattie Feathers—Back
 1938—George Cafego—Back
 1939—Bob Foxx—Back
 1955—Johnny Majors—Back
 1956—Johnny Majors—Back
 1983—Reggie White—Defensive Tackle
 1993—Heath Shuler—Quarterback
 1997—Peyton Manning—Quarterback
 2008—Eric Berry—Defensive Back


SEC Coach of the Year

The Southeastern Conference Coach of the Year awards have been chosen by three organizations since 1935. *The Nashville Banner* award was chosen by the league coaches from 1935-97 and is currently presented by the SEC office. United Press International chose a coach of the year from 1960-90. The Associated Press has chosen a league coach of the year since 1946.


1936—Robert R. Neyland (Coaches)
 1938—Robert R. Neyland (Coaches)
 1944—John Barnhill (Coaches)
 1950—Robert R. Neyland (Coaches)
 1951—Robert R. Neyland (AP)
 1956—Bowden Wyatt (AP, Coaches)
 1965—Doug Dickey (Coaches)
 1967—Doug Dickey (AP, UPI & Coaches)
 1985—Johnny Majors (AP, UPI & Coaches)
 1998—Phillip Fulmer (AP, Coaches)

SEC Athlete of the Year

1976-77—Larry Seivers (Football)
 1994-95—Todd Helton (Baseball)
 1997-98—Peyton Manning (Football)



Arron Sears was the recipient of the Jacobs Blocking Trophy in 2006. He became Tennessee's 18th selection for this honor.



Quarterback and baseball All-America Todd Helton, was the SEC Athlete of the Year in 1994-95.



Defensive back Eric Berry won two regional honors and was named SEC Defensive Player of the Year after the 2008 season.



The Tennessee Sports Hall of Fame is a non-profit corporation founded to honor the outstanding achievements of Tennesseans in the realm of sports, to perpetuate the memory of their careers and service, and to provide a permanent Hall of Fame for the display of mementos and souvenirs commemorating their contributions.

The Tennessee Sports Hall of Fame was founded by a group known as the Middle Tennessee Sportswriters and Broadcasters Association. Its early growth was due three of the founders: C.E. Jackson Jr., Charlie Sons and the Rev. A. Richard Smith.

The Hall of Fame is permanently housed in the Sommet Center in downtown Nashville at 501 Broadway Ave.

Listed below are the University of Tennessee's 99 all-time representatives who have been inducted into the Tennessee Sports Hall of Fame since its founding in 1966.

1966	Doug Atkins (Football 1949-51, Basketball 1951) *George Cafego (Football 1937-39, Asst. Coach 1955-84, Head Baseball Coach 1958-62) *Bobby Dodd (Football 1928-30) *Beattie Feathers (Football 1931-33) *Herman Hickman (Football 1929-31) The Majors Family: *Mr. and Mrs. Shirley Majors, *Bill (Football 1958-60, Asst. Coach 1963-65), Bob (Football 1969-71), John (Football 1954-56, Assistant Coach 1957-59, Head Football Coach 1977-92), Joe & Larry *General Robert Neyland (Assistant Coach 1925, Head Football Coach 1926-34, 1936-40, 1946-52, Athletics Director 1952-62)	1987	Ernie Grunfeld (Basketball 1973-77) Harold Johnson (Football 1948-50) Phillip Beene (Football 1928-30)	2001	*Tim Kerin (Trainer 1977-91) Bill Barnes (Football 1937-39) Phillip Fulmer (Football 1969-71, Asst. Coach 1980-91, Head Coach 1992-Pres.)
1967	*Nathan Dougherty (Football 1906-08) *Gene McEver (Football 1928-29, 31) Lindsey Nelson (Vol Network Announcer 1949-50)	1988	Ray Bussard (Head Swimming & Diving Coach 1968-88)	2002	*Ken Donahue (Football 1949-50, Assistant Coach 1956-60, 1985-88) *John Mauer (Head Basketball Coach 1939-47, Asst. Football Coach 1939-46, 61-63) Eddie Brown (Football 1971-73) Phil Garner (Baseball 1968-70)
1968	*John Barnhill (Football 1925-27, Asst. Coach 1931-40, Head Football Coach 1941-45) *Bob Foxx (Football 1938-40, Vol Network Color Anouncer 1952-67)	1989	*Tom Elam (UT Athletics Board Member) Steve DeLong (Football 1962-64) *Rex Dockery (Football 1963, Assistant Coach 1970-71)	2003	Bob Patterson (Football 1967-69) Chuck Rohe (Head Track Coach 1963-1970, Assistant Football 1964-1970) Pat Summitt (Head Women's Basketball Coach 1974-Present)
1969	Bob Woodruff (Football 1936-38, Asst. Coach, 1939, 1941, 1961-62, Athletics Dir. 1963-85)	1990	Ray Graves (Football 1940-41, Assistant Coach 1944-45) Ralph Hatley (Football 1932-34)	2004	Reggie White (Football 1980-83) Holly Warlick (Women's Basketball 1976-80, Assistant Coach 1986-Present)
1970	*Bob Suffridge (Football 1938-40) *Nash Buckingham (Football 1901-02)	1991	Doug Dickey (Head Football Coach 1964-69, Athletics Director 1985-2003) Hal Littleford (Football 1947-49) John Ward (Vol Network Broadcaster 1965-99)	2005	Darwin Bond (Track 1971-74) Richmond Flowers (Football and Track 1966-69) Haywood Harris (Sports Information 1961-Present) Bill Justus (Basketball 1967-69) Ed Murphey (Track 1954-57)
1971	*Tommy Bridges (Baseball 1927-29)	1992	Pug Pearman (Football 1947, 1949-51) Ike Peel (Football 1939-41, Assistant Coach 1942, 1945-53)	2006	Ann Baker Furrow (Golf) *Dr. Earl Ramer (Administrative) Rick Honeycutt (Baseball 1973-76)
1972	*Bowden Wyatt (Football 1936-38, Head Football Coach 1955-62)	1993	Condredge Holloway (Football 1972-74, Baseball 1973-75)	2007	Kyle "Buddy" Cruze (Football 1955-56) Bernard King (Basketball 1975-77)
1973	*Mickey O'Brien (Head Athletic Trainer 1938-41, 1945-72)	1994	Bill Anderson (Football 1954-56, Vol Network 1968-98) Gus Manning (UT Administration 1950-Present) *Ed Molinski (Football 1938-40)	2008	Joan Cronan (Administrative 1983-Present) *Dick Huffman (Football 1942-46)
1974	*Buddy Hackman (Football 1928-30)	1995	Charles Rosenfelder (Football 1966-68) *Abe Shires (Football 1950, 52-53)	2009	Stan Huntsman (Track Coach 1970-84) Chip Kell (Football 1968-70) Tim Priest (Football 1967-70)
1979	Dr. Andrew J. Kozar (Football 1950-52)	1996	Leonard Coffman (Football 1937-39) Bill Wright (Baseball Head Coach 1963-81) Darris McCord (Football 1952-54)		* Deceased at time of induction
1980	William M. (Bill) Johnson (Football 1955-57) Claudette Riley Sisk (Majorette) Murray Warmath (Football 1932-34)	1997	*Johnny Butler (Football 1939-41) Ron Widby (Football 1964-66, Baseball 1964-67, Baseball 1965, Golf 1966)		
1981	Edward Bailey (Baseball 1948)	1998	*Louis B. (Farmer) Johnson (Football 1926-28) Steve Kiner (Football 1967-69) Jack (Hacksaw) Reynolds (Football 1967-69)		
1982	Francis E. (Hank) Lauricella (Football 1949-51)	1999	*Harry Anderson (Basketball 1934-36) John Michels (Football 1950-52) Joe Steffy (Football 1944) Curt Watson (Football 1969-71)		
1983	Ed Cifers (Football 1938-40)	2000	*Phil Dickens (Football 1934-36) Murray Armstrong (Football 1955-59) Frank Emanuel (Football 1963-65, Assistant Coach 1979-81) Stanley Morgan (Football 1973-76) Hooper Eblen (Football 1935)		
1984	A.W. Davis (Assistant Basketball Coach 1963-65)				
1985	Robert G. Cifers (Football 1941-42) Bob Johnson (Football 1965-67) Ray Mears (Head Basketball Coach 1963-77)				
1986	*Samuel W. (Sam) Bartholomew (Football 1937-39) Thomas G. (Tommy) Bartlett (Basketball 1950-52, Assistant Coach (1962-66) James A. (Jim) Haslam II (Football 1950-52) Houston Herndon (Football 1927-29)				

AAB — All America Board (1924-55); AP — Associated Press (1925-Present); CAMP — Walter Camp Football Foundation (1967-Present); CP — Central Press (1963-70); COACHES — American Football Coaches Assn. (1945-Present); FbN — Football News (1963-Present); FWAA — Football Writers Assn. of America (1913-Present); GANNETT — Gannett News Service; INS — International News Service (1913-57); LIB — Liberty Magazine (1924-41); NEWSWEEK — Newsweek Magazine (1937-42); NANA — North American Newspaper Alliance (1927-37); NEA — Newspaper Enterprise Assn. (1924-73); NY NEWS — New York Daily News; TSN — The Sporting News (1934-Present); RICE — Grantland Rice (1925-47); TIME — Time Magazine; UP — United Press (1925-58); UPI — United Press International (1958-95); SCRIPPS — Scripps Howard Newspapers; NCAA — NCAA Consensus (1889-Present).

1929 Gene McEverHalfback (UP, NEA, NANA, NCAA)	1971 Bobby Majors.....Back (AP, UPI, FWAA, TSN, FbN, CP, COACHES, CAMP, NEA, NCAA)
1930 Bobby DoddQuarterback (NEA, RICE)	Jackie WalkerLinebacker (UPI, FWAA, CAMP, CP, FbN)
1931 Herman HickmanGuard (RICE)	1972 Conrad GrahamBack (UPI, FbN)
1933 Beattie FeathersHalfback (NANA, RICE, INS, NEA, AAB, LIBERTY, NCAA)	Ricky TownsendPlacekicker (FWAA)
1938 Bowden WyattEnd (AAB, INS, RICE, NCAA)	Jamie RotellaLinebacker (FbN, COACHES, UPI)
George CafegoHalfback (NEA, LIBERTY)	1973 Eddie Brown.....Back (FbN)
Bob SuffridgeGuard (UP)	Ricky TownsendPlacekicker (FWAA)
1939 George CafegoHalfback (UP, INS, TSN, NEWSWEEK, NCAA)	1975 Larry Seivers.....Wide Receiver (FbN, AP, FWAA, NCAA)
Ed MolinskiGuard (AP, NEA, RICE, AAB, LIBERTY, NCAA)	1976 Larry SeiversWide Receiver (AP, UPI, NEA, COACHES, TSN, CAMP, NCAA)
Bob SuffridgeGuard (UP, INS, TSN, NEWSWEEK)	1979 Roland James Back.....(UPI, COACHES, TSN, FWAA, NEA, CAMP, FbN, FbN, NCAA)
Abe ShiresTackle (INS)	1982 Willie GaultWide Receiver (NEA, FWAA)
1940 Bob SuffridgeGuard (AP, UP, INS, RICE, NEA, TSN, LIB, AAB, NEWSWEEK, NCAA)	Jimmy ColquittPunter (GANNETT)
Bob FoxxHalfback (INS)	1983 Reggie White.....Tackle (AP, UPI, TSN, CAMP, GANNETT, FWAA, FbN, COACHES, NCAA)
Ed MolinskiGuard (TSN)	Jimmy ColquittPunter (CAMP)
1944 Bob DobelsteinGuard (NY SUN)	1984 Bill MayoGuard (UPI, CAMP, FbN, NCAA)
1946 Dick Huffman.....Tackle (AP, RICE, AAB, FWAA, COACHES, NCAA)	1985 Tim McGeeWide Receiver (AP, COACHES, NEA, GANNETT, SCRIPPS, NCAA)
1950 Ted DafferGuard (AFCA)	Chris WhiteDefensive Back (SCRIPPS)
Bud SherrodEnd (NEA)	1987 Harry Galbreath.....Guard (TSN)
1951 Hank Lauricella.....Halfback (AP, UP, NEA, INS, CP, FWAA, TSN, AFCA, AAB, NY NEWS, NCAA)	1988 Keith DeLongLinebacker (AP, TSN, GANNETT)
Ted DafferGuard (INS, NEA, NY NEWS)	1989 Eric StillGuard (AP, CAMP, FWAA, COACHES, TSN, UPI, SCRIPPS, NCAA)
Bill PearmanTackle (AP, NEA, FWAA, NY NEWS)	1990 Antone DavisTackle (AP, UPI, CAMP, COACHES, FWAA, SCRIPPS, FbN, TSN, NCAA)
1952 John MichelsGuard (AP, UP, TSN, NEA, FWAA, AAB, NY NEWS NCAA)	Dale CarterDefensive Back/Kick Returner (TSN)
Doug AtkinsTackle (INS, AAB, NY NEWS)	1991 Dale CarterDefensive Back (AP, UPI, FWAA, CAMP, SCRIPPS, FbN, GANNETT, NCAA)
1954 Darris McCordTackle (FWAA)	Carl PickensWide Receiver (COACHES, FbN, SCRIPPS, GANNETT)
1956 Johnny MajorsHalfback (AP, UP, INS, FEA, FWAA, AFCA, TSN, NY NEWS, NCAA)	1993 John Becksvoort.....Placekicker (FWAA, SCRIPPS)
Kyle (Buddy) CruzeEnd (FWAA)	1997 Leonard LittleDefensive End (CAMP)
1957 Bill JohnsonGuard (NEA, FWAA)	Peyton ManningQuarterback (AP, CAMP, SCRIPPS, FWAA, AFCA, FbN, NCAA)
1963 Steve DeLongGuard (FWAA, FbN)	1998 Al WilsonLinebacker (AP, FWAA, AFCA, NCAA)
1964 Steve DeLongGuard (AP, NEA, FWAA, NY NEWS, TSN, FbN, TIME)	1999 Cosey ColemanGuard (AP, CAMP, FWAA, FbN, COACHES, NCAA)
1965 Frank EmanuelLinebacker (AP, NEA, FWAA, TSN, FbN, TIME, NCAA)	Deon GrantDefensive Back (CAMP, FbN, TSN, COACHES, NCAA)
1966 Paul NaumoffLinebacker (AP, UPI, FWAA, COACHES, FbN, NCAA)	Raynoch ThompsonLinebacker (AP, COACHES)
Austin Denney.....End (NEA)	2000 John Henderson.....Defensive Tackle (AP, FWAA, TSN, FbN, NCAA)
Ron WidbyPunter (TSN)	2001 John HendersonDefensive Tackle (AP, FWAA, COACHES, CAMP, TSN, FbN, NCAA)
Bob JohnsonCenter (FbN)	Travis Stephens.....Running Back (AP, FWAA)
1967 Bob Johnson.....Center (AP, UPI, NEA, FWAA, COACHES, CAMP, TIME, TSN, NY NEWS, NCAA)	2003 Dustin ColquittPunter (AP, FWAA, CAMP, TSN, NCAA)
Albert DorseyBack (UPI, NY NEWS, FbN)	2004 Kevin Burnett.....Linebacker (COACHES)
Richmond FlowersWingback (FbN)	Jesse MahelonaDefensive Tackle (TSN)
1968 Charles Rosenfelder.....Guard (AP, UPI, CP, FWAA, COACHES, NEA, NY NEWS, CAMP, NCAA)	Michael MunozOffensive Tackle (AP, COACHES, NCAA)
Steve KinerLinebacker (AP, CP, FWAA, FbN, NCAA)	2006 Robert MeachemWide Receiver (FWAA, TSN)
Jim WeatherfordBack (COACHES)	Arron Sears.....Offensive Tackle (CAMP, COACHES)
1969 Steve KinerLinebacker (AP, UPI, NEA, CP, FWAA, COACHES, FbN, NY NEWS, TSN, CAMP, TIME, NCAA)	2007 Daniel Lincoln.....Place Kicker (FWAA)
Chip KellGuard (AP, UPI, CP, FWAA, COACHES, FbN, NY NEWS, CAMP, NCAA)	2008 Eric BerryDefensive Back (CAMP, AFCA, AP, FWAA, TSN, NCAA)
Jack ReynoldsLinebacker (FbN)	
1970 Chip KellGuard (AP, UPI, NEA, CP, FWAA, COACHES, FbN, CAMP, NCAA)	
Jackie WalkerLinebacker (NEA, FbN)	



Bob Suffridge is Tennessee's only three-time All-America.

All-America Notes

- ◆ Tennessee has had a total of 72 individual All-America selections, who have been recognized a total of 87 times.
- ◆ Tennessee has had one three-time All-America selection, guard Bob Suffridge, chosen in 1938, 1939 and 1940. Thirteen (13) other Vols have earned All-America honors twice during their careers.
- ◆ Thirty-three (33) Vols have earned consensus NCAA All-America honors.
- ◆ The most honorees in one year were four, in 1939 and 1966.
- ◆ The most consecutive years with All-America selections were 11 from 1963-73, a total of 25 selections in all.
- ◆ Tennessee has had one father-son combination All-America selection in Steve DeLong (1963-64) and Keith DeLong (1988). Tennessee has had one brother combination, Johnny Majors (1956) and Bobby Majors (1971), and one set of cousins, Jimmy Colquitt (1982, 83) and Dustin Colquitt (2003).
- ◆ Two of Tennessee's All-Americas later became head coaches at their alma mater: Bowden Wyatt (1938) in 1955 and Johnny Majors (1956) in 1977.
- ◆ Three of Tennessee's All-America selections made All-America in other sports. All-America punter Ron Widby (1966) was a basketball All-America in 1967. Former Olympian and wide receiver Willie Gault (1982) was a track and field All-America in 1981-83. Richmond Flowers (1967) earned track and field All-America honors in 1968-69.
- ◆ All-America selections Bill Johnson (1957), Bob Johnson (1967), and Peyton Manning (1997) also earned Academic All-America honors the same season.



Gene McEver

1929
Halfback
Bristol, Va.

Gene McEver was “the best player I ever coached ... the best I ever saw,” said Gen. Robert R. Neyland. That explains his role as a scoring machine during the 1929 season. In the final game of the regular season, he broke the goal line for five touchdowns and scored three extra points against South Carolina. The outburst helped him lead the nation in scoring with 130 points as the Vols’ halfback. It was also the season in which McEver became the first Tennessee football player to reach All-America status, garnering a unanimous decision.



Bobby Dodd

1930
Quarterback
Kingsport

Bobby Dodd was the centerpiece of the “Hack and Mack” backfield that featured Buddy Hackman and Gene McEver, expanding the quarterback role like never before.

It was his senior year in which “The Dodger” showed his versatility in a 13-0 win against Vanderbilt. Dodd finished with 14 punts for a 42-yard average, had nine carries for 39 yards, was 7-of-12 passing for 159 yards and two touchdowns and intercepted two passes. On the afternoon, Dodd gained 212 all-purpose yards, collecting all but 14 of Tennessee’s team total of 226. The Vols finished 9-1, and Dodd’s dominance on the gridiron earned him 1930 All-America honors.



Herman Hickman

1931
Guard
Johnson City

Herman Hickman made people notice him, and it paid off. As a guard in the Vols’ trenches, it was his dominating performance during the 1931 Charity Bowl where Hickman caught the eye of the national press. In the early stages against New York University, the Violets had the ball on Tennessee’s 5-yard line preparing to score. But on four consecutive plays, Hickman single-handedly pushed NYU back 18 yards to the 23. The performance forced sportswriters into adjusting their All-America teams, adding Hickman’s name.



Beattie Feathers

1933
Halfback
Bristol, Va.

Many consider Beattie Feathers to rank among the greatest to ever grace the field at Tennessee. And rightfully so, considering the mark he left on the Vols’ program.

In 1933, Feathers sealed his place in Tennessee history, being named the Southeastern Conference MVP. He was All-America in 1933, capping his glorious backfield career on The Hill in which the Vols had two undefeated seasons and went 25-3-2 overall. It propelled him to professional greatness in which he became the first NFL player to rush for more than 1,000 yards in a single season, averaging a record 9.9 yards per carry.



Bowden Wyatt

1938
End
Kingston

In 1938, Bowden Wyatt captained the Gen. Robert R. Neyland-led troops to an 11-0 season while playing right end on a loaded Volunteers team that included Hall of Fame names such as Molinski, Suffridge and Cafego in the days of the two-way player. The Vols had six shutouts on the season. The final shutout capped the year with Wyatt manning the defensive line and kicking a field goal in Tennessee’s 17-0 Orange Bowl victory over Oklahoma, the Vols’ first official bowl game. That 1938 season, Tennessee outscored its opponents 283-16 with Wyatt on the defensive line.



George Cafego

1938, 1939
Halfback
Scarbro, W.Va.

Renowned for his blocking and running skills, George “Bad News” Cafego also played safety and quarterback. On special teams, he returned kicks and punts while also handling the punting duties. In his career, Cafego rushed for 1,589 yards and threw for 550 yards.

The Vols got their first major bowl win, 17-0 over Oklahoma in the Orange Bowl, with Cafego in the backfield. The 1938 team finished 11-0 and Cafego was SEC Player of the Year. The 1939 squad shut out all of its opponents during the regular season before losing to Southern Cal in the Rose Bowl with Cafego sidelined by injury.




Bob Suffridge

1938, 1939, 1940
Guard
Knoxville

Bob Suffridge is the Vols’ only three-time All-America, earning the honors from 1938-40. UT collected a perfect 30-0 record during his career.

His sophomore year, the speedy Suffridge anchored a dominant line that paved the way to an 11-0 finish. The 1939 season saw Suffridge help lead Tennessee to another undefeated regular season, one in which the Vols’ defense did not allow a single point. Suffridge’s blocking and tackling helped pave the way for a third consecutive undefeated regular season and a third consecutive SEC title his senior year.



Ed Molinski

1939, 1940
Guard
Massillon, Ohio

During the days of the two-way player, Ed Molinski set the standard for linemen. The 1939 team is the one that perhaps is remembered best. The Molinski-led defensive line set records galore for holding teams at bay, including the fewest yards allowed (1,023), lowest average per play allowed (2.2 yards) and lowest average per game allowed (103.3 yards). That team also did not allow a single point, a modern NCAA record. Molinski was named All-America in 1939 and 1940. Tennessee teams were a combined 31-2 with Molinski in the trenches, and the Vols finished first or tied for first in the SEC each year.



Abe Shires

1939
Tackle
Alderson, W.Va.

Tackle Abe Shires earned his share of glory as a member of the best lines ever at Tennessee. Shires earned All-America status his junior year of 1939 by paving the road for the legendary backfield of Bob Foxx, Leonard Coffman, George Cafego and Sam Bartholomew. Shires was part of the unprecedented and unparalleled three-year stretch in which the Vols went undefeated in three consecutive regular seasons. His blocking and tackling helped Tennessee to outscore its opponents 837-75 and be crowned SEC champions 1938, 1939 and 1940.



Bob Foxx

1940
Halfback
Knoxville

Bobb Foxx manned the backfield during Robert R. Neyland's second stint as coach of the Vols and earned All-America status his senior year of 1940. Foxx earned three letters at Tennessee and was part of three consecutive SEC championship teams from 1938-40. Tennessee was crowned national champion in 1938 and 1940. Throughout Foxx's three-year career, he led the rushing attack that allowed the Vols to go unbeaten and untied in each regular season. The 1938 season was the year in which Tennessee held its opponents scoreless during the regular season. Foxx was voted Knoxville's greatest athlete of the first half-century by the Knoxville Journal readers.



Bob Dobelstein

1944
Guard
Bridgeport, Conn.


Manning the offensive and defensive lines after World War II was Bob Dobelstein at right guard, earning All-America honors as a junior in 1944. It was also the year he served as captain of the team, the only junior to do so until the 2003 season. Dobelstein helped lead the Vols to a 7-1-1 record in 1944, completing an unbeaten regular season before losing to Southern California in the Rose Bowl. Tennessee went 8-1 the following year to set the table for an SEC title run the year after Dobelstein departed.



Dick Huffman

1946
Tackle
Charleston, W.Va.


Dick Huffman played right tackle on the 1942 Vols before returning to Tennessee in 1946 for a position at left tackle. He was All-America after the four-year break from football. With Huffman on the line, the Vols made a full return to prominence in the South, winning the 1946 SEC championship behind a 9-2 record. Huffman and the defensive line held five opponents to seven points or less, collecting two shutouts in the closing years of the two-way player. Huffman was one of only two players to earn All-America honors in six seasons following World War II.



Ted Daffer

1950, 1951
Guard
Norfolk, Va.


Guard Ted Daffer locked down the middle of the defensive line during a dominant time for Tennessee football. He was the only two-time All-America from the 1950 or 1951 squads. He helped Tennessee to an 11-1 record and a national championship from one poll in 1950, losing only the second game of the season to Mississippi State. Daffer returned the following season to help the squad become consensus national champions in 1951, going undefeated in the regular season before losing in the Sugar Bowl.



Bud Sherrod

1950
End
Knoxville

Bud Sherrod was an All-America defensive end on the 1950 Vols' squad that went 11-1 and earned a national title from one poll. Many believed it was an even better squad than the 1951 consensus national champions. The quick Sherrod made for an extreme terror on the defensive line in contrast to his approximate 6-foot, 185-pound size. The two-time All-SEC selection helped the Vols shut down the Texas offense and hold on to a 20-14 win in the 1951 Cotton Bowl to cap the season. It was Tennessee's first bowl win in eight years.



Hank Lauricella

1951
Halfback
Harahan, La.


Hank Lauricella was "Mr. Everything" during one of the most prominent stretches in UT football history. In the 1951 Cotton Bowl against Texas, Lauricella set up Tennessee's first score with a 75-yard run – perhaps the most memorable run in school history. The next season he was named All-SEC and All-America, averaging a school-record 7.9 yards per carry in leading the Vols to a 10-0 regular season. Lauricella finished second in Heisman Trophy voting and Tennessee was named national champion prior to its Sugar Bowl appearance.



Bill Pearman

1951
Tackle
Charlotte, N.C.

Bill Pearman was one of four All-America selections from Tennessee's 1951 consensus national championship team. The two-year starter's position at right defensive tackle helped the Vols hold their opponents to 116 points on the season. Tennessee's defense pitched five shutouts in 10 games during the undefeated regular season and helped the Vols hold a No. 1 ranking for six weeks of the year heading into the Sugar Bowl. Tennessee was a combined 33-9-1 with Pearman in uniform, 28 of those wins coming in the final three years of his career.



John Michels

1952
Guard
Philadelphia, Pa.

John Michels was the "best blocking guard in the United States," Gen. Robert R. Neyland once said. Michels guided the 1951 Vols to their first consensus national championship. Tennessee rushed for 3,068 yards, scored 40 touchdowns on the ground and rushed for 306.8 yards per game – all school records.

He was an All-SEC selection in 1951 and received both all-conference and All-America accolades in 1952. During Michels' senior season, he was awarded the Jacobs Trophy given to the SEC's best blocker.




Doug Atkins

1952
End
Humbolt

Doug Atkins is considered by many to be the greatest defensive lineman in football history.

Atkins was named All-SEC his last two years with the Vols, in addition to being named All-America in 1952. The Vols went 29-3-1 and were crowned national champions in 1951 with Atkins on defense. After wreaking havoc at Tennessee, Atkins went on to play professionally with Cleveland, Chicago and New Orleans, spending 12 seasons with the Bears.

He is the only Tennessee player to ever be voted into both the College Football Hall of Fame (inducted 1985) and the Professional Football Hall of Fame (inducted 1982).



Darris McCord

1954
Tackle
Franklin

Darris McCord captained the 1954 squad that went 4-6 under second-year coach Harvey Robinson. The tackle played on both the offensive and defensive lines after Robinson switched back to the old two-way player system.

Robinson looked for leadership from McCord, and found it in a steady blocker on the offensive end and a brute tackler in contrast. His hard work and grit earned him All-America status from the Football Writers Association of America in 1954 before embarking on a professional career.



Johnny Majors

1956
Tailback
Huntland

Johnny Majors was awarded his second SEC Player of the Year honor in 1956. His domination on the gridiron as the UT slot-caller was unparalleled in the South, earning him unanimous All-America selections. The national attention Majors received resulted in his finishing second on the Heisman Trophy ballot.

He collected 1,622 yards on the ground and threw for 1,135 yards, scoring 16 touchdowns in all during his career. With his leg, he booted 83 punts for a 39.1-yard average. He also returned 36 punts for 438 yards and ran back 15 kickoffs for 344 yards.




Kyle "Buddy" Cruze

1956
Wide Receiver
Knoxville

Kyle "Buddy" Cruze re-established the wide receiver at Tennessee as coach Bowden Wyatt reconstructed the Vols' program with a 10-1 season – undefeated in the regular season – and an SEC title.

Cruze was just the second receiver to reach double figures in receptions in Tennessee history when he caught 12 balls his junior year for 232 yards and a 19.3-yard average. In 1956, he became the first Tennessee receiver to catch 20 passes and the first to top 300 yards, finishing with 357 to receive All-America status.




Bill Johnson

1957
Guard
Sparta

Bill Johnson helped usher in the Bowden Wyatt coaching era with three consecutive winning seasons and an SEC championship. After a 6-3-1 season, Johnson was Wyatt's starting guard in 1956 and 1957. The lineman pushed Tennessee to the national spotlight his junior season as the Vols finished with an undefeated regular season and won the SEC as the nation's second-ranked team.

But the next year, Johnson earned national notoriety himself when he was given All-America status. On the defensive side, Johnson helped hold Tennessee opponents to 109 pass attempts for just 501 yards on the season, both school records.




Steve DeLong

1963, 1964
Guard
Norfolk, Va.

Steve DeLong made a name for himself through his toughness on the line. His junior year at Tennessee, he received All-SEC and All-America honors. The 1964 season, however, was DeLong's best.

He repeated as All-SEC and All-America his senior year as captain of the team and his work in the trenches led to winning the Outland Trophy as the nation's most outstanding interior lineman.




Frank Emanuel

1965
Linebacker
Newport News, Va.

Continuing the tradition of stout linebackers, Frank Emanuel fulfilled the role valiantly for two years under coach Doug Dickey, earning All-America status his senior year of 1965.

Emanuel started his junior and senior seasons, Dickey's first two years commanding the Vols in which he eliminated the two-way player. That's when Emanuel flourished as the Vols went 8-1-2 and beat Tulsa in the Bluebonnet Bowl. Tennessee's defense allowed only 98 points that season. The Vols haven't held their opponents to fewer points in a season since. In eight of the 11 games, Emanuel and the Vols held their opponent to a touchdown or less.




Paul Naumoff

1966
Linebacker
Columbus, Ohio

Paul Naumoff earned All-America honors his senior year of 1966 after moving from defensive end to linebacker under coach Doug Dickey. He entered the season as a favorite for national notoriety on the line, but volunteered to change positions after linebacker Tom Fisher's sudden death earlier in the year.

Helping the Vols to consecutive eight-win seasons, Naumoff is best remembered for tackling Syracuse's Larry Csonka in the 1966 Gator Bowl to keep the superstar from scoring and preserving Tennessee's 18-12 win.



Austin Denney

1966
End
Nashville

Austin Denney set the standard for today's Tennessee tight end with his versatility, speed and fight. But he wasn't always a tight end.

Denney moved from fullback to the line his junior year partly because of his 6-foot-2, 227-pound body. He established the position as another offensive threat for the Vols. By the end of his senior year in 1966, the co-captain was All-SEC and All-America after catching 21 passes for 264 yards. His seven touchdowns were even more impressive as the big man led the team in scoring. Denney caught nine scores in his career to set a new school record at the time.




Ron Widby

1966
Punter
Knoxville

Ron Widby wasn't just a punter for the Vols' gridiron squad. He also lettered in football, basketball, baseball and golf. But football was where he earned All-America status his senior year of 1966.

Widby punted merely 38 times his senior year for 2,104 yards. His average of 43.8 yards secured his spot as the NCAA statistical champion. He punted 142 times in his three-year career for 6,002 yards. He averaged 42.3 yards per kick for his career.




Bob Johnson

1966, 1967
Center
Cleveland

Center Bob Johnson left UT as one of the most decorated athletes in school history. Doug Dickey's first recruit struggled making snaps his sophomore year after moving over from the tackle position, but rebounded to garner All-America status in 1966.

As captain of the 1967 Vols, Johnson lived up to his preseason hype by earning his second All-SEC and All-America nods with unanimous votes. Johnson was awarded the Jacobs Trophy, given to the SEC's best blocker, and the Birmingham Touchdown Club named him the SEC's Most Outstanding Lineman. In addition, Johnson finished sixth in the Heisman voting as a center.




Albert Dorsey

1967
Back
Tampa, Fla.

Albert Dorsey roamed the defensive backfield for the Vols as a starter in 1967, the year Tennessee went 9-2 and won the SEC championship as the second-ranked team in the nation.

That was the same year Dorsey was named All-America for his defensive performances. Among his greatest was the 1967 version of the Third Saturday in October. Tennessee entered the game in Birmingham with their first national ranking of the season at seventh, while Alabama was sixth. Dorsey picked off three passes that afternoon in leading the Vols to a 24-13 win.




Richmond Flowers

1967
Wingback
Montgomery, Ala.

The versatile Richmond Flowers was one of the most exciting athletes to come to Tennessee, and left with the same title.

He garnered All-America honors his junior season of 1967 as wingback for the Vols. He only carried the ball 10 times for 24 yards, but led Tennessee with 41 receptions for 585 yards and four touchdowns before returning as tailback as a senior. His junior year was also his best at returning kicks with 173 total yards. Flowers finished with a career average of 21.6 yards on kickoff returns. A stellar track star, Flowers won one NCAA title and six SEC championships.




Charles Rosenfelder

1968
Guard
Humbolt

Charles Rosenfelder was a regular with the Vols' offensive front and started all three years on the varsity squad.

As a freshman in 1965, Rosenfelder made the All-SEC freshman team and carried his successes as a blocker to the varsity level. He earned a consensus All-America selection his senior year of 1968 by becoming the backbone of an offensive line that had lost four starters from the previous season. His line leadership resulted in tailback Richard Pickens rushing for 736 yards in 1968, the most for a Tennessee back since Hank Lauricella in 1951.



Steve Kiner

1968, 1969
Linebacker
Tampa, Fla.

Steve Kiner's outstanding play at linebacker fits the tradition Tennessee holds for the position. And while playing for the Volunteers, Kiner developed a tradition of his own – domination on the field.

His junior and senior seasons, Kiner took the nation by storm. He was named All-SEC and All-America in 1968 and 1969, making him Doug Dickey's first player to twice earn consensus recognition.

Kiner was SEC Defensive Player of the Year thanks in part to Tennessee's 41-14 victory over Alabama in 1969. The linebacker had five sacks, 11 tackles with five assists, four quarterback hurries, an interception and a forced fumble.



Jim Weatherford

1968
Defensive Back
Dalton, Ga.

It was the year between Doug Dickey's two SEC championships and the first season played on Neyland Stadium's artificial turf that Jim Weatherford earned All-America honors.


The 1968 season in which six Vols altogether would go on to become All-Americans, Weatherford earned his stripes in the defensive backfield. He helped the Tennessee defense post two shutouts and hold three other opponents to just a touchdown as the Vols went 8-2-1 on the year. The two-year starter was part of the initial stages of Tennessee's dominant defensive era.



Jack Reynolds

1969
Linebacker
Cincinnati, Ohio

When Jack Reynolds made the move from fullback to linebacker his sophomore year, he became an instant success for the Vols. That success was proven his senior year of 1969 when, he received All-SEC and All-America honors. "Hacksaw," as he was known during his tenure on The Hill, combined with fellow linebacker Steve Kiner to sow the seeds of the infamous 1970 defense that picked off 36 passes. But Reynolds' final year was a special one too, with the defense collecting 30 interceptions.



Bobby Majors

1971
Defensive Back
Sewanee

Bobby Majors could do everything in a football uniform. Majors returned punts all three years of his varsity career, setting school records for career punt returns with 117 and career punt return yardage with 1,163. He also returned kickoffs his All-America year with a 30.1-yard average, the third highest in the program's history. Majors completed his special teams threat by punting for the Vols in 1970 and 1971.

But the defensive backfield was where Majors flourished. His set the school record with 10 interceptions in 1970.




Ricky Townsend

1972, 1973
Placekicker
Dalton, Ga.

Ricky Townsend's foot propelled him to All-America status his sophomore and junior seasons after he became the Vols' first barefoot placekicker. "Coach (Bill) Battle happened to be watching and he said I was kicking better barefooted, so I've done it that way ever since," Townsend once said.

Townsend, a former quarterback and linebacker turned kicker, kicked 33 field goals and 72 extra points in his career for a total of 171 points. His 60 points in 1973 led the Vols in scoring. He also handled kickoff duties, booting long bombs consistently during his tenure.



Chip Kell

1969, 1970
Guard
Decatur, Ga.

Chip Kell set the standard for blocking guards at Tennessee by becoming a two-time All-America, a two-time Jacobs Trophy winner for being the SEC's best blocker and a three-time All-SEC member.

Kell manned the line that allowed Curt Watson to pace the Vols three straight years, including an 807-yard season in the 1969 SEC title year. In 1970, Kell helped block for the Vols to run for 2,365 yards, the most since 1951. Kell's protection allowed the Vols to pass for 1,996 yards, the most in school history at that time. The Vols had eight 100-yard rushing games during Kell's junior and senior seasons.




Jackie Walker

1970, 1971
Linebacker
Knoxville

Jackie Walker refined the role of linebacker at Tennessee, turning it into a hard-hitting, yet sleek, position with his small body and skillful tactics.

Walker was a two-time All-America for the Vols his junior and senior years. In 1970, Tennessee's daunting defense collected 36 interceptions for a seemingly untouchable school record. Walker led the Vols with 82 tackles and 42 assists.

He finished his career with 11 interceptions, more than anyone who wasn't a defensive back during his time. He returned those picks for 281 yards and five touchdowns. The 281 yards ranked fourth at the time on Tennessee's all-time chart behind three defensive backs – all his teammates.




Conrad Graham

1972
Defensive Back
Winston-Salem, N.C.

Conrad Graham was a three-year starter in Tennessee's secondary during a time which the Vols boasted one of the best pass-coverage defenses in history. Three of the defensive backfield members earned All-America status, including Graham his senior year of 1972.

Graham left Tennessee third on the career pass interceptions list with 15. He collected 293 return yards in his three years and scored three touchdowns off turnovers. Graham led the Vols his junior and senior years in interceptions. His All-America year of 1972 saw him pick off seven passes, ranking him fifth on the season pass interceptions list when his career was over.




Jamie Rotella

1972
Linebacker
Verona, N.J.

Jamie Rotella became the sixth Tennessee linebacker to earn All-America status in seven years his senior year of 1972 despite his name missing on preseason predictions. Nobody predicted the greatness of his tackling ability.


After making 112 tackles as a sophomore and 111 as a junior, Rotella dominated on the defensive side his senior year and collected 190 total tackles at linebacker. His 413 career tackles were good enough to destroy the school record, although it has since been broken. However, Rotella earned his total in just three years of varsity play. He topped the single-season Tennessee list of tackle assists with 90 in 1972.



Eddie Brown

1973
Defensive Back
Guild

Eddie Brown earned All-America status in 1973 thanks to his awareness as a defensive back and his illusive punt return ability. Brown collected five picks his last year at Tennessee for 105 return yards to lead the team. The captain was a machine against Kansas. Brown intercepted a pass and returned it 74 yards before being brought down, had his teeth knocked out while blocking a field goal, had consistently long punt returns and played a vital role in stopping a two-point conversion to preserve the Tennessee victory.



Larry Seivers

1975, 1976
Wide Receiver
Clinton

Larry Seivers became one of Tennessee's first consistent receiving threats and finished as the best of his era after leading the Vols in pass-catching yardage all three of his years on the varsity squad. Seivers totaled 347 yards as a sophomore, but exploded in 1975 for 840 yards on 41 receptions. It was the first time any Tennessee receiver topped the 800-yard mark in a season, earning him All-America honors. The following year, Seivers caught 51 passes for 737 yards and was again named All-America.



Roland James

1979
Defensive Back
Jamestown, Ohio

James Roland was an All-America his senior year at Tennessee, concluding a special career for the intelligent and tough defensive back who played with a broken nose his sophomore year and broken thumb as a junior. James spread the wealth during his career rather than exploding in one single season. His freshman year, he totaled 131 total tackles. As a junior, James had seven picks, including a 90-yard touchdown return against Mississippi that ranked third on Tennessee's longest return list at the time. His senior year cumulated with the All-America nod and his second consecutive All-SEC choice.



Willie Gault

1982
Wide Receiver
Griffin, Ga.

Willie Gault was in a class of his own, and his performances spoke for themselves. The speedy receiver earned All-America honors his senior year after hauling in 50 receptions for 668 yards. Gault, also a prolific hurdler and sprinter, finished his career with the Vols holding 12 school records in football and three in track and field. Half of his football records were SEC records as well. He had more total yards in kickoff returns (1,854) than in receiving (1,482) and returned five kickoffs for touchdowns in his career.



Jimmy Colquitt

1982, 1983
Punter
Knoxville

Jimmy Colquitt's name is written all across Tennessee's punting record books. And with that came consecutive All-America nods his sophomore and junior seasons. Colquitt concluded his career holding marks in career average at 43.9 yards, single-game punting average at 53 yards and season average at 46.9. He surpassed his uncle and former Vols punter Craig Colquitt in each category. Colquitt achieved the whopping average his sophomore year when he was ranked second in the nation in average. Colquitt never averaged below 42 yards per kick.



Reggie White

1983
Tackle
Chattanooga


In his four years with the Vols, Reggie White collected a school-record 32 sacks in establishing himself as the most prolific pass rusher in Tennessee history. The 1983 team captain drew little publicity until the sixth game of his senior year. By then, his domination was evident. He collected 100 tackles on the season, 72 of them unassisted, and set the school-record with 15 sacks for the year. White's senior campaign earned him All-SEC and consensus All-America honors.



Bill Mayo

1984
Guard
Dalton, Ga.

Bill Mayo's consistency is what kept him on the field, but his play put him with the All-Americans. A four-year starter for the Vols, he was the only returning starter entering the 1984 season. Despite battling injuries all year, he opened holes for Johnny Jones to run 1,290 yards on the season. Mayo's name was secure on All-SEC and All-America lists. Mayo finished his career with more starts than any Tennessee player, starting 46 of his 47 games. The record has since been broken, but Mayo remains Tennessee's Mr. Consistency.



Tim McGee

1985
Wide Receiver
Cleveland, Ohio


Tim McGee earned All-America honors his senior year with the Vols by becoming Tennessee's greatest pass catcher. He caught 50 balls for 947 yards and seven touchdowns while leading the Vols to the 1985 SEC title. McGee finished his career with 123 catches for 2,042 yards and 15 touchdowns, all Tennessee records at the time. He was the Vols' leading receiver his final two seasons on The Hill, setting a single-season record for receptions with 54 his junior year, a record that has since been broken.



Chris White

1985
Defensive Back
Cleveland


Chris White had one opportunity and made the most of it. As a fifth-year senior in 1985, White made his first career start in the season opener against UCLA as an injury replacement. Three interceptions later, White had secured his place as the Vols' starter the rest of the season. He had nine interceptions on the season to lead the NCAA. White ended with 62 tackles and three fumble recoveries. His place in the Tennessee secondary that Cinderella season earned him All-America honors as the Vols went on to become SEC champions and defeat Miami in the Sugar Bowl for a 9-1-2 finish.



Keith DeLong

1988
Linebacker
Lawrence, Kan.


According to his coach, Johnny Majors, "they don't come any finer as a college performer than Keith DeLong." DeLong proved as much his senior year, his second consecutive season of leading the Vols in tackles – he had 159 as a senior and 125 as a junior. Despite the Vols finishing 5-6 in 1988, DeLong earned All-America status and was a finalist for the Butkus Award given annually to the nation's best collegiate linebacker.



Antone Davis

1990
Tackle
Fort Valley, Ga.

Manning the outside of a highly touted offensive line, Antone Davis was rewarded for his time in the trenches, receiving All-America status his senior year. He was also given the Jacob's Trophy as the SEC's top blocker. Davis helped create the holes for tailback Tony Thompson in 1990, allowing Thompson to rush 248 yards against Mississippi State and 236 against Vanderbilt. Thompson went on to gain 1,261 yards on the season thanks to Davis and the line.



Carl Pickens

1991
Wide Receiver
Murphy, N.C.


Carl Pickens was a staple in the Vols' offense during his three years and earned national recognition his junior year with an All-America nod in 1991. Pickens caught 49 balls for 817 yards his junior year for an average of 17.9 yards per catch. His 79.73 receiving yards per game led the SEC. Quarterback Andy Kelly hooked up with Pickens for an 87-yard touchdown against Auburn for what was the longest pass play in school history at the time. His numbers the previous year, however, were even better when he had 53 catches for 917 yards. He led the Vols both seasons in receptions and yards.



Harry Galbreath

1987
Guard
Clarksville

Harry Galbreath was the most dominating and aggressive run blocker Johnny Majors ever coached, according to Tennessee's former mentor. Perhaps that's what earned him All-America status his senior year of 1987. In his final year with the Vols, Galbreath won the Jacobs Trophy given to the SEC's best blocker. He laid the road for Reggie Cobb's freshman campaign of 1,197 yards on 237 attempts. Galbreath appeared in every game of his four-year stint, including three years as a starter.



Eric Still

1989
Guard
Germantown

Eric Still was a bulldozer on the offensive line for the Vols and helped push the pile for Tennessee to set a school record at the time for total yards per game with an average of 408.5 in 1989. The Vols rushed for 2,701 yards behind the Still's blocking, the most since the national championship season of 1951. Still was awarded the Jacobs Trophy for the SEC's top blocker and played in two all-star games. In the classroom, he made Academic All-SEC all four years.



Dale Carter

1990, 1991
Defensive Back
Oxford, Ga.


Dale Carter came to Tennessee to be a playmaker, and he did just that. In two seasons with the Vols, Carter earned All-America status each year and garnered national recognition as a sticky defensive back and an explosive kick return man. It was his kick-return capabilities that sealed his All-America status in 1990. He led the nation with 507 yards on 17 returns for an average of 29.82 yards per return. He also returned 29 punts for 381 yards, a 13.1-yard average.



John Becksvoort

1993
Placekicker
Chattanooga


John Becksvoort was automatic for Tennessee as a four-year starter, earning All-America status his junior year and setting records with his unique kicking style. It was his junior year of 1993 when Becksvoort hit 59-of-59 extra-point attempts to set Southeastern Conference and Tennessee records. He also led the league in scoring with 95 points. Becksvoort wrapped up his career as one of Tennessee's most accurate kickers. He was a perfect 161-of-161 on extra-point attempts, setting an NCAA record.



Leonard Little

1997
End
Asheville, N.C.

A middle linebacker and defensive end, Leonard Little earned a reputation for his hard hits and quarterback sacks. Little earned All-America status his senior year of 1997 and was named the Associated Press' Co-Defensive Player of the Year in the SEC. He had a team-leading 87 tackles and collected 8.5 quarterback sacks in leading the Vols to the 1997 SEC championship. He finished ranked second to Reggie White on the all-time sack list with 28, which included 11 his sophomore year. Little had 10 multi-sack games in his three-year career. He also placed second on the career list of quarterback pressures with 42.



Peyton Manning

1997
Quarterback
New Orleans, La.

Peyton Manning's legend will never die. He finished his illustrious career holding 42 NCAA, SEC and Tennessee records. He won the Maxwell Award as the nation's most outstanding player, the Davey O'Brien National Quarterback Award, the Johnny Unitas Golden Arm Award and Player of the Year honors his senior season, securing his All-America status in 1997.

The quarterback became the fourth in NCAA history to pass for 11,000 yards and threw for more than 300 yards in 18 games.



Al Wilson

1998
Linebacker
Jackson

Al Wilson just might have been one of the greatest linebackers in Tennessee history, and his leadership was even more special, acting like a quarterback for the defense. It was unparalleled on The Hill, and it carried over into a season that was much the same. He was the Vols' only All-America selection from the 1998 undefeated national championship team. The captain ranked third on the team that year with 77 tackles despite missing the three games to injury, the first since he was a freshman. His highlight was a 12-tackle performance against Florida in which he set a school record with three caused fumbles.



Cosey Coleman

1999
Tackle
Clarkston, Ga.


Cosey Coleman earned All-America status his junior year after starting 30 consecutive games at right guard in a three-year span. His 6-foot-5, 315-pound frame helped pave the way for tailbacks Jamal Lewis and Travis Henry in 1999 as the two rushed for 816 and 790 yards, respectively. During Coleman's career on the line, Tennessee rushed for more than 200 yards 11 times and had a 100-yard rusher 19 times when he started at guard. He was part of two SEC Championships and a national championship in 1997 and 1998.



Deon Grant

1999
Defensive Back
Augusta, Ga.


Deon Grant tied for the NCAA lead in 1999 with nine interceptions for 167 return yards, propelling him to All-America status his junior year. Grant finished the year with 69 tackles and eight pass breakups. He also had two picks in three different games. Grant left Tennessee after his junior year to go to the NFL, but left his mark as one of the Vols' all-time great defensive backs. His nine picks in 1999 tied him for second on the single-season interception chart, and he stood fifth on the career list with 14.



Raynoch Thompson

1999
Linebacker
New Orleans, La.

Raynoch Thompson dominated the defensive side during his time at Tennessee and earned All-America honors his senior year, one year following the 1998 national championship. Thompson followed his 10 tackles for loss in 1998 by leading the Vols with 87 tackles in 1999 while also totaling seven tackles for loss and three interceptions. He was one of four finalists for the Butkus Award and played in the Delchamps Senior Bowl. The stout tackler started in every game he played on The Hill, totaling 36 in his career.



John Henderson

2000, 2001
Tackle
Nashville


John Henderson earned back-to-back All-America honors his junior and senior seasons by exploding off the defensive line. His junior year – the year Tennessee set a school record for fewest rushing yards allowed with 817 – he won the Outland Trophy, was a Bronko Nagurski Trophy finalist and received SEC Defensive Player of the Year honors. His 12 sacks ranked third on Tennessee's single-season list. He also caused four fumbles and recovered three. He was an Outland finalist and a Lombardi Award semifinalist in 2001 despite a lingering ankle injury.



Travis Stephens

2001
Tailback
Clarksville


Travis Stephens rose to the occasion his 2001 senior year at Tennessee, becoming the Vols' first All-America tailback since Johnny Majors. Stephens blasted for 1,464 yards his final year on The Hill. It was the most yards any back had gained in a single season at Tennessee. He also set the record for season attempts with 291 and tied the single-game record with 41 attempts against Arkansas. Stephens topped the 200-yard mark twice and collected more than 100 yards in five other games.



Dustin Colquitt

2003
Punter
Knoxville


Continuing a family tradition of punting for the Vols, Dustin Colquitt became the third member of his family to do so. Colquitt earned an All-America selection in 2003 and was a Ray Guy Award finalist for the second consecutive year. He twice earned SEC Special Teams Player of the Week accolades. Colquitt's 45.9-yard average ranked first in the SEC and fourth nationally, partly due to booming 18 punts for 50 yards or more. Accuracy was another trait, as Colquitt strategically placed 19 punts inside opponents' 20-yard line, nine of which were inside the 10 and five inside the 5.



Jesse Mahelona

2004
Defensive Tackle
Kailua-Kona, Hawaii

Junior college transfer Jesse Mahelona burst onto the Tennessee football scene in a big way in 2004 being named All-America by The Sporting News. Showing an uncanny ability to disrupt opponent offenses, Mahelona had 18.5 tackles for loss to finish sixth on UT's season TFL chart. He is second on Tennessee ball-carrier loss charts with 13.5. Mahelona recorded multiple sacks in six games in 2004 and had five in an impressive outing against Notre Dame Nov. 6. He was a second team All-SEC selection as named by Associate Press and the league coaches.



Robert Meachem

2006
Wide Receiver
Tulsa, Okla.


Robert Meachem made the most of his one season as a Tennessee starter, setting a school record for receiving yards in a season and earning All-America honors from three different publications. He caught 71 passes for 1,298 yards in 2006 and finished the season leading the SEC in receiving yards per game with 99.8. He is only one of six Volunteers to top the 2,000-yard mark in his career. He ranked fourth all-time in receiving yardage (2,140), fifth in receptions (125) and fifth in receiving touchdowns (17) when he left Rocky Top for the NFL in 2006.



Daniel Lincoln

2007
Placekicker
Ocala, Fla.


Daniel Lincoln wasted little time in making his mark on Tennessee football. He earned All-America honors from the Football Writers Association of America in 2007, his freshman season on Rocky Top. During the 2007 campaign, the Ocala, Fla., native made 21-of-28 field goal attempts and scored 112 points, which was a school record for points in a season for a kicker and the third-most points in a season overall. His 21 field goals made and 112 points were also school freshman records.



Kevin Burnett

2004
Linebacker
Carson, Calif.


The inspirational leader of the 2005 SBC Cotton Bowl championship squad, Kevin Burnett made his final season as a Vol his best. He was elected team co-captain for the second consecutive year and was named a first-team All-America and All-SEC selection. He ranked second on the team with 120 tackles and third in the SEC with 9.2 tackles per game. He had a fast start to the 2004 season with eight tackles and a fumble recovery in the win over UNLV. He was named SEC Defensive Player of the Week honors after he set a new career-high with 16 tackles in a 30-28 win over Florida. He led the Vols with six tackles against Texas A&M in the 2005 SBC Cotton Bowl.



Michael Munoz

2004
Offensive Tackle
Mason, Ohio


Michael Munoz became one of Tennessee's most decorated Vols in his four seasons on Rocky Top. He earned consensus All-America honors in 2004 after posting 55 intimidation blocks in just nine games played due to injury. He started 46 games in his career and was twice elected a team captain. In 2003, he and teammate Kevin Burnett were named the first junior captains in 59 years. Off the field, he was a 2004 National Football Foundation Scholar-Athlete and earned the Draddy Trophy as the nation's top scholar-athlete. He was also a three-time SEC Academic Honor Roll selection.



Arron Sears

2006
Offensive Tackle
Russellville, Ala.

One of the most versatile linemen in Tennessee history, Arron Sears started a total of 37 games in his career at four different positions on the offensive line. Named an All-American by four different publications in 2006, he was also elected team co-captain and named All-SEC for the second-consecutive year. He posted 71 knockdown blocks during the season and was named SEC Offensive Lineman of the Week after the Marshall game. Sears' versatility shined in the 2005 season, when he started at least one game at three different positions on the offensive line and played significant snaps at every spot but center. He was the only Vol named first-team All-SEC.



Eric Berry

2008
Defensive Back
Fairburn, Ga.

It didn't take Eric Berry long to put his name among the all-time Tennessee greats, earning consensus All-America honors in just his sophomore season. Berry tied for the national lead in interceptions with seven and set school and SEC records for interception return yards in a season (265) and in a career (487). He finished third on the team with 72 tackles and posted 8.5 tackles for loss and three sacks as well. He twice earned SEC Defensive Player of the Week honors; first after breaking the SEC career interception return yardage record vs. Mississippi State and again after breaking the SEC single-season record at Vanderbilt.

1933	Beattie Feathers.....	Back	(AP)	1971	George Hunt.....	Placekicker	(AP)	Carl Pickens.....	Wide Receiver	(AP, UPI, Coaches)	
	Sheriff Maples.....	Center	(AP)		Ray Nettles.....	Linebacker	(AP)	Tony Thompson.....	Running Back	(AP, UPI, Coaches)	
1934	Murray Warmath.....	Guard	(AP)		Bobby Majors.....	Defensive Back	(AP, UPI)	1991	Dale Carter.....	Defensive Back	(AP, Coaches)
1936	Phil Dickens.....	Back	(AP)		Jackie Walker.....	Linebacker	(UPI)		Darryl Hardy.....	Linebacker	(Coaches)
1938	George Cafego.....	Back	(AP)		Curt Watson.....	Fullback	(UPI)		Jeremy Lincoln.....	Defensive Back	(Coaches)
	Bob Suffridge.....	Guard	(AP)	1972	Bill Emendorfer.....	Guard	(AP, UPI)		Chris Mims.....	Defensive End	(AP)
	Bowden Wyatt.....	End	(AP)		Conrad Graham.....	Defensive Back	(AP, UPI)		Tom Myslinski.....	Guard	(AP, Coaches)
1939	George Cafego.....	Back	(AP)		Jamie Rotella.....	Linebacker	(AP, UPI)		Carl Pickens.....	Wide Receiver	(AP, Coaches)
	Bob Foxx.....	Back	(AP)		Ricky Townsend.....	Placekicker	(AP)		Chuck Smith.....	Defensive End	(AP)
	Ed Molinski.....	Guard	(AP)		John Wagster.....	Defensive Tackle	(AP)	1992	Todd Kelly.....	Defensive End	(AP, Coaches)
	James Rike.....	Center	(AP)		Eddie Brown.....	Defensive Back	(AP, UPI)		Mike Stowell.....	Guard	(AP, Coaches)
	Abe Shires.....	Tackle	(AP)	1973	Condredge Holloway.....	Quarterback	(AP, UPI)	1993	John Becksvoort.....	Placekicker	(AP)
1940	Bob Foxx.....	Back	(AP)		Neil Clabo.....	Punter	(AP)		Cory Fleming.....	Wide Receiver	(Coaches)
	Abe Shires.....	Tackle	(AP)		Mickey Marvin.....	Guard	(UPI)		Heath Shuler.....	Quarterback	(AP, Coaches)
	Bob Suffridge.....	Guard	(AP)		Stanley Morgan.....	Running Back	(UPI)		Jeff Smith.....	Guard	(AP, Coaches)
1941	Don Edmiston.....	Tackle	(AP)	1975	Mickey Marvin.....	Guard	(UPI)	1994	Kevin Mays.....	Guard	(AP, Coaches)
1942	Al Hust.....	End	(AP)		Mike Mauck.....	Defensive Back	(AP)	1995	Jeff Hall.....	Placekicker	(Coaches)
1944	Bob Dobelstein.....	Guard	(AP)		Ron McCartney.....	Defensive End	(UPI)		DeRon Jenkins.....	Defensive Back	(AP, Coaches)
	Buster Stephens.....	Back	(AP)		Larry Seivers.....	Wide Receiver	(AP, UPI)		Joey Kent.....	Wide Receiver	(AP)
1945	Bob Dobelstein.....	Guard	(AP)		Andy Spiva.....	Linebacker	(AP, UPI)		Jason Layman.....	Offensive Tackle	(AP, Coaches)
1946	Dick Huffman.....	Tackle	(AP)	1976	Craig Colquitt.....	Punter	(AP)		Peyton Manning.....	Quarterback	(Coaches)
1948	Norman Meseroll.....	Tackle	(AP)		Mickey Marvin.....	Guard	(UPI)		Bubba Miller.....	Offensive Guard	(AP)
1949	Bud Sherrod.....	End	(AP)		Stanley Morgan.....	Wide Receiver	(UPI)		Jeff Smith.....	Center	(Coaches)
1950	Ted Daffer.....	Guard	(AP, UPI)		Larry Seivers.....	Wide Receiver	(AP, UPI)	1996	Terry Fair.....	Kick Returner	(Coaches)
	Hank Lauricella.....	Back	(UPI)		Andy Spiva.....	Linebacker	(AP, UPI)		Jeff Hall.....	Placekicker	(Coaches)
	Bud Sherrod.....	End	(AP)	1977	Craig Colquitt.....	Punter	(AP)		Joey Kent.....	Wide Receiver	(AP, Coaches)
1951	Doug Atkins.....	Tackle	(AP)		Robert Shaw.....	Center	(UPI)		Leonard Little.....	Defensive End	(AP, Coaches)
	Ted Daffer.....	Guard	(AP, UPI)	1978	Roland James.....	Defensive Back	(AP, UPI)	1997	Jonathan Brown.....	Defensive End	(AP)
	Hank Lauricella.....	Back	(AP, UPI)		Robert Shaw.....	Center	(AP)		Terry Fair.....	Defensive Back	(Coaches)
	John Michels.....	Guard	(AP)	1979	Reggie Harper.....	Tight End	(AP)		Leonard Little.....	Defensive End	(AP)
	Bill Pearman.....	Tackle	(AP, UPI)		Roland James.....	Defensive Back	(AP, UPI)		Peyton Manning.....	Quarterback	(AP, Coaches)
	Bert Rechichar.....	Back	(AP, UPI)		Craig Puki.....	Linebacker	(UPI)		Marcus Nash.....	Wide Receiver	(AP)
1952	Doug Atkins.....	End	(AP, UPI)		Jimmy Streater.....	Quarterback	(UPI)		Trey Teague.....	Center	(AP)
	Mack Franklin.....	End	(AP)	1980	Tim Irwin.....	Tackle	(AP, UPI)		Al Wilson.....	Linebacker	(Coaches)
	Francis Holohan.....	Guard	(AP)		Jim Noonan.....	Middle Guard	(AP, UPI)	1998	Cosey Coleman.....	Guard	(AP)
	Andy Kozar.....	Back	(AP, UPI)		Lee North.....	Center	(UPI)		Jeff Hall.....	Placekicker	(AP, Coaches)
	John Michels.....	Guard	(AP, UPI)	1981	Lee North.....	Center	(AP, UPI)		Raynoch Thompson.....	Linebacker	(AP, Coaches)
1953	Bob Fisher.....	Tackle	(UPI)	1982	Willie Gault.....	Wide Receiver	(AP, UPI)		Darwin Walker.....	Defensive Tackle	(AP)
1954	Darris McCord.....	Tackle	(UPI)		Fuad Reveiz.....	Placekicker	(AP, UPI)		Al Wilson.....	Linebacker	(AP, Coaches)
	Tom Tracy.....	Back	(AP, UPI)	1983	Johnnie Jones.....	Running Back	(AP, UPI)	1999	Cosey Coleman.....	Offensive Guard	(AP, Coaches)
1955	Johnny Majors.....	Back	(AP, UPI)		Bill Mayo.....	Guard	(UPI)		Shaun Ellis.....	Defensive End	(AP, Coaches)
1956	Buddy Cruze.....	End	(AP, UPI)		Glenn Streno.....	Center	(UPI)		Dwayne Goodrich.....	Defensive Back	(Coaches)
	John Gordy.....	Tackle	(AP, UPI)		Reggie White.....	Defensive Tackle	(AP, UPI)		Deon Grant.....	Defensive Back	(AP, Coaches)
	Johnny Majors.....	Back	(AP, UPI)	1984	Johnnie Jones.....	Running Back	(AP, UPI,		Tee Martin.....	Quarterback	(AP, Coaches)
1957	Bobby Gordon.....	Back	(AP, UPI)		Bill Mayo.....	Guard	(AP, UPI,		Raynoch Thompson.....	Linebacker	(AP, Coaches)
	Bill Johnson.....	Guard	(AP, UPI)		Bill Mayo.....	Guard	(AP, UPI,		Darwin Walker.....	Defensive Tackle	(AP, Coaches)
1959	Joe Schaffer.....	Tackle	(AP, UPI)		Bill Mayo.....	Guard	(AP, UPI,	2000	John Henderson.....	Defensive Tackle	(AP, Coaches)
1961	Mike Lucci.....	Center	(AP)		Bill Mayo.....	Guard	(AP, UPI,		Travis Witten.....	Tailback	(AP, Coaches)
1963	Steve DeLong.....	Guard	(AP, UPI)		Bill Mayo.....	Guard	(AP, UPI,		Will Overstreet.....	Defensive End	(AP)
1964	Steve DeLong.....	Guard	(AP, UPI)		Bill Mayo.....	Guard	(AP, UPI,		Alex Walls.....	Placekicker	(AP, Coaches)
1965	Frank Emanuel.....	Linebacker	(AP, UPI)		Bill Mayo.....	Guard	(AP, UPI,		Eric Westmoreland.....	Linebacker	(Coaches)
	Bobby Frazier.....	End	(AP, UPI)		Bill Mayo.....	Guard	(AP, UPI,	2001	John Henderson.....	Defensive Tackle	(AP, Coaches)
1966	Austin Denney.....	Tight End	(UPI)		Bill Mayo.....	Guard	(AP, UPI,		Andre Lott.....	Defensive Back	(Coaches)
	Bob Johnson.....	Center	(AP)		Bill Mayo.....	Guard	(AP, UPI,		Will Overstreet.....	Defensive End	(Coaches)
	Johnny Mills.....	Wide Receiver	(AP)		Bill Mayo.....	Guard	(AP, UPI,		Travis Stephens.....	Tailback	(AP, Coaches)
	Paul Naumoff.....	Linebacker	(AP, UPI)		Bill Mayo.....	Guard	(AP, UPI,		Fred Weary.....	Offensive Guard	(AP, Coaches)
1967	John Boynton.....	Tackle	(AP, UPI)		Bill Mayo.....	Guard	(AP, UPI,	2002	Rashad Baker.....	Defensive Back	(Coaches)
	Albert Dorsey.....	Defensive Back	(AP, UPI)		Bill Mayo.....	Guard	(AP, UPI,		Julian Battle.....	Defensive Back	(Coaches)
	Bob Johnson.....	Center	(AP, UPI)		Bill Mayo.....	Guard	(AP, UPI,		Will Offenheule.....	Offensive Tackle	(AP)
	Charles Rosenfelder.....	Guard	(AP)		Bill Mayo.....	Guard	(AP, UPI,		Jason Witten.....	Tight End	(AP, Coaches)
1968	Ken DeLong.....	Tight End	(UPI)		Bill Mayo.....	Guard	(AP, UPI,	2003	Dustin Colquitt.....	Punter	(AP, Coaches)
	Chip Kell.....	Center	(AP)		Bill Mayo.....	Guard	(AP, UPI,		Scott Wells.....	Center	(Coaches)
	Steve Kiner.....	Linebacker	(AP, UPI)		Bill Mayo.....	Guard	(AP, UPI,	2004	Jason Allen.....	Defensive Back	(Coaches)
	Richard Pickens.....	Fullback	(AP)		Bill Mayo.....	Guard	(AP, UPI,		Kevin Burnett.....	Linebacker	(AP, Coaches)
	Charles Rosenfelder.....	Guard	(AP, UPI)		Bill Mayo.....	Guard	(AP, UPI,		Jesse Mahelona.....	Defensive Tackle	(AP)
	Jim Weatherford.....	Defensive Back	(UPI)		Bill Mayo.....	Guard	(AP, UPI,		Michael Munoz.....	Offensive Lineman	(AP)
1969	Ken DeLong.....	Tight End	(UPI)		Bill Mayo.....	Guard	(AP, UPI,	2005	Arron Sears.....	Offensive Tackle	(AP, Coaches)
	Chip Kell.....	Guard	(AP, UPI)		Bill Mayo.....	Guard	(AP, UPI,		Britton Colquitt.....	Punter	(AP, Coaches)
	Steve Kiner.....	Linebacker	(AP, UPI)		Bill Mayo.....	Guard	(AP, UPI,		Turk McBride.....	Defensive Tackle	(AP)
	Jack Reynolds.....	Linebacker	(AP)		Bill Mayo.....	Guard	(AP, UPI,		Robert Meachem.....	Wide Receiver	(AP, Coaches)
	Curt Watson.....	Fullback	(AP, UPI)		Bill Mayo.....	Guard	(AP, UPI,		Arron Sears.....	Offensive Tackle	(AP, Coaches)
	Frank Yanossy.....	Defensive Tackle	(UPI)		Bill Mayo.....	Guard	(AP, UPI,		James Wilhoit.....	Placekicker	(AP, Coaches)
1970	Mike Bevans.....	Center	(AP)		Bill Mayo.....	Guard	(AP, UPI,	2007	Jonathan Hefney.....	Defensive Back	(Coaches)
	Chip Kell.....	Guard	(AP, UPI)		Bill Mayo.....	Guard	(AP, UPI,		Jerod Mayo.....	Linebacker	(AP, Coaches)
	Bobby Majors.....	Defensive Back	(AP, UPI)		Bill Mayo.....	Guard	(AP, UPI,		Anthony Parker.....	Offensive Guard	(AP, Coaches)
	Tim Priest.....	Defensive Back	(UPI)		Bill Mayo.....	Guard	(AP, UPI,	2008	Robert Ayers.....	Defensive End	(Coaches)
	Jackie Walker.....	Linebacker	(AP, UPI)		Bill Mayo.....	Guard	(AP, UPI,		Eric Berry.....	Defensive Back	(AP, Coaches)
	Curt Watson.....	Fullback	(AP, UPI)		Bill Mayo.....	Guard	(AP, UPI,		Eric Berry.....	Defensive Back	(AP, Coaches)

All-Southeastern Conference Freshman


1986-Present (First Team)

Knoxville News-Sentinel 1986-2004; Coaches 1999-Present; The Sporting News 2005-Present

1986	Terrence Cleveland	Wide Receiver
	Milton Gordon	Linebacker
	Thomas Woods	Return Specialist
1987	Kelly Days	Defensive Back
	Alvin Harper	Wide Receiver
	Charles McRae	Defensive Line
	Robbin Perry	Offensive Line
1988	Shazzon Bradley	Defensive Line
	Earnest Fields	Linebacker
	John Fisher	Offensive Line
	Chip McCallum	Placekicker
1989	Carl Pickens	Defensive Back
	Chuck Webb	Running Back
1990	Joey Chapman	Punter
1991	John Becksvoort	Placekicker
	James Stewart	Running Back
	Aaron Hayden	Running Back
1992	Jeff Smith	Offensive Line
	Bubba Miller	Offensive Line
	Jason Parker	Defensive Back
	Shawn Summers	Return Specialist
1993	Raymond Austin	Defensive Back
	Leland Taylor	Defensive Line
1994	Terry Fair	Defensive Back
	*Peyton Manning	Quarterback
	Robert Poole	Offensive Line
1995	Ron Green	Defensive Line
	Jeff Hall	Placekicker
1996	Billy Ratliff	Defensive Tackle
	Spencer Riley	Offensive Guard
1997	Cosey Coleman	Offensive Tackle
	*Jamal Lewis	Running Back
1999	Albert Haynesworth	Def. Tackle
		(Coaches, KNS)
	Leonard Scott	Kick Returner
		(KNS)
2000	Rashad Baker	Defensive Back
		(Coaches, KNS)
	Casey Clausen	Quarterback
		(KNS)
	Michael Munoz	Offensive Tackle
		(Coaches, KNS)
	Scott Wells	Center
		(Coaches)
2001	Dustin Colquitt	Punter
		(Coaches, KNS)
	Kelley Washington	Wide Receiver
		(Coaches, KNS)
2002	Parys Haralson	Defensive End
		(KNS)
2003	Corey Campbell	Defensive Back
		(Coaches, KNS)
	Arron Sears	Offensive Tackle
		(Coaches, KNS)
	Antwan Stewart	Defensive Back
		(KNS)
	Jayson Swain	Wide Receiver
		(KNS)
	James Wilhoit	Place Kicker
		(Coaches, KNS)
2004	Erik Ainge	Quarterback
		(Coaches, KNS)
	Roshaun Fellows	Defensive Back
		(Coaches, KNS)
	Jonathan Hefney	Defensive Back
		(Coaches, KNS)

2005	Arian Foster	Running Back
		(Coaches)
	Ramon Foster	Offensive Guard
		(Coaches)
	Demetrice Morley	Defensive Back
		(TSN)
2006	LaMarcus Coker	Running Back
		(Coaches, TSN)
	Rico McCoy	Linebacker
		(Coaches)
	Josh McNeil	Offensive Line
		(Coaches, TSN)
2007	Eric Berry	Defensive Back
		(Coaches, TSN)
	Daniel Lincoln	Placekicker
		(Coaches, TSN)
	Denarius Moore	Wide Receiver
		(Coaches)
2008	Daryl Vereen	Linebacker
		(Coaches)

* Freshman of the Year Selection



Gene McEver was selected to the All Southern Conference Team three times.

All-Southern 1900-1932

1900	Bill Newman	Back
1902	Nash Buckingham	Back
	Joey Beane	End
1907	Walker Leach	Back
	N.W. Dougherty	Guard
	Roscoe Word	Tackle
1908	Walker Leach	Back
	N.W. Dougherty	Guard
1913	Mush Kerr	Guard
1914	Alonzo Carroll	End
	Farmer Kelly	Tackle
	Mush Kerr	Guard
	Russ Lindsay	Back
1915	Graham Vowell	End
1916	Graham Vowell	End
	Morris Vowell	Tackle
	W. O. Lowe	Guard
	Lloyd Wolfe	End
1919	W.O. Lowe	Tackle
1920	Buck Hatcher	Tackle
1921	Graham Vowell	End
	Roe Campbell	Back
1922	Tarzan Holt	End
	Roe Campbell	Back
	Roy Striegel	Guard
	Rufe Clayton	Back
1924	Roe Campbell	Back
1925	J.G. Lowe	End
1926	John Barnhill	Guard
1927	John Barnhill	Guard
	Dick Dodson	Back
	Dave McArthur	Tackle
1928	Gene McEver	Back
1929	Gene McEver	Back
	Bobby Dodd	Back
	Paul Hug	End
	Fritz Brandt	End
1930	Bobby Dodd	Back
	Harry Thayer	Guard
	Buddy Hackman	Back
1931	Herman Hickman	Guard
	Ray Saunders	Tackle
	Gene McEver	Back
1932	Beattie Feathers	Back
	Van Rayburn	End

Mickey O'Brien Award

Awarded annually in honor of Mickey O'Brien, Tennessee trainer from 1938-72, to the senior player who best exemplifies courage and determination to overcome physical obstacles during his career and make a valuable contribution to the team.

1967	T Joe Graham	1989	WR Terence Cleveland
1968	QB Bubba Wyche	1990	RB Tony Thompson
1969	B Benny Dalton	1991	TE Von Reeves
1970	TB Don McLeary	1992	DT J. J. Surlas
1971	E Tom Bennett	1993	WR Craig Faulkner
1972	T Gaylon Hill	1994	OG Kevin Mays
1973	LB Eddie Wilson	1995	DB DeRon Jenkins
1974	LB Hank Walter	1996	LB Tyrone Hines
1975	No Recipient	1997	DB Tori Noel
1976	QB Randy Wallace	1998	DT Jeff Coleman/DT Ron Green/ OT Jarvis Reado
1977	QB Danny Jenkins	1999	RB Jamal Lewis/OT Chad Clifton
1978	C Robert Shaw	2000	LB Eric Westmoreland
1979	DB Roland James	2001	OG Fred Weary
1980	TE Reggie Harper	2002	LB Keyon Whiteside
1981	C Lee North	2003	DE Constantin Ritzmann
1982	DE Mike Terry	2004	C Chuck Prugh/C Jason Respert
1983	DT Mark Studaway	2005	Not Awarded
1984	DT Jim Dunkin	2006	WR Jayson Swain/LB Marvin Mitchell
1985	DB Tommy Sims	2007	Not Awarded
1986	OG Johnny Hibbett	2008	Not Awarded
1987	C Todd Kirk		
1988	C Ray Robinson/RB Keith Davis		

Maryville Daily Times Trophy

Awarded annually to the senior Tennessee football player with the highest scholastic average. The award, which originated in 1951 by *The Knoxville Journal*, has been presented by the *Maryville Daily Times* since 1992.

1951	C Bill Jasper	1973	DB Eddie Brown	1995	LB Scott Galyon
1952	FB Andy Kozar	1974	DB Jim Watts	1996	TE John Sartelle
1953	T Colin Munro	1975	DB Russ Rabenstein	1997	QB Peyton Manning
1954	WB Hugh Garner	1976	DB Mike Mauck	OT Brad Lampley	
1955	G Charles Coffey	1977	TE John Murphy	1998	PK Jeff Hall
1956	T Charles Rader	1978	DB Chip Linebarier	1999	H Benson Scott
1957	G Bill Johnson	1979	QB David Rudder	2000	P David Leaverton
1958	WB Sammy Burklow	1980	T Tim Irwin-Tackle	DB Eric Campbelle	
1959	FB Neyle Sollee	1981	QB Jeff Olszewski	2001	TE John Finlayson
1960	G Wayne Grubbs	1982	DB Doug Parrish	2002	H Seth Reagan
1961	BB Gene Gann	1983	OG Johnny McAdams	LB Brian Word	
1962	BB Wayne Coleman	1984	WR Bill Eichholtz	2003	OG Guillaume Dumont
1963	BB Pat Downey	1985	DB Tim Welch	2004	OT Michael Munoz
1964	C Norbert Ackermann	1986	DB Charles Davis	2005	WR C.J. Fayton
1965	G Bobby Gratz	1987	LB Kelly Ziegler	DE Parys Haralson	
1966	T Mack Gentry	1988	PK Adam Epstein	2006	PK James Wilhoit
1967	C Bob Johnson	1989	OG Eric Still	2007	WR/H Casey Woods
1968	E Terry Dalton	1990	DB Preston Warren	2008	Not Awarded
1969	E Vic Dingus	1991	C Craig Martin		
1970	G Don Denbo		OG Tom Myslinski		
1971	PK George Hunt	1992	TE Robert Todd		
1972	LB Jamie Rotella	1993	DT Paul Yatkowski		
	DB David Allen	1994	OG Kevin Mays		

Bill Majors Award

Awarded annually to the Volunteer player who best exemplifies the dedication toward football displayed by Bill Majors, a Tennessee player and coach, who died in 1965.

1965	WB Hal Wantland	1988	QB Jeff Francis
1966	G Bobby Morel	1989	WR Thomas Woods
1967	MM Jimmy Glover	1990	RB Tony Thompson
1968	T Dick Williams	1991	QB Andy Kelly/LB Shon Walker
1969	B Bill Young	1992	DB J. J. McCleskey
1970	DB Tim Priest	1993	DT Shane Bonham
1971	FB Curt Watson	1994	WR Kendrick Jones
1972	G Bill Emendorfer	1995	LB Scott Galyon
1973	B Eddie Brown	1996	DB Raymond Austin
1974	B Jim Waits	1997	DT Bill Duff/DB Peyton Manning
1975	No Recipient	1998	RB Shawn Bryson/DT Darwin Walker
1976	WR Larry Seivers	1999	DB Fred White/C Spencer Riley/DB Derrick Edmonds
1977	T Danny Jenkins	2000	DB Andre Lott/DE Will Overstreet/ FB Will Bartholomew
1978	DE Dennis Wolfe	2001	DE Will Overstreet/ FB Will Bartholomew
1979	T Phil Sutton	2002	LB Eddie Moore/ CScott Wells
1980	T Brad White	2003	LB Robert Peace
1981	LB Lemont Holt Jeffers	2004	WR Tony Brown/DE Parys Haralson
1982	DB Bill Bates	2005	Not Awarded
1983	C Glenn Streno/OT Curt Singer	2006	DB Jonathan Hefney
1984	LB Alvin Toles	2007	Not Awarded
1985	QB Daryl Dickey	2008	Not Awarded
1986	LB Dale Jones		
1987	DB Terry McDaniel		

John Stucky Lifter of the Year Award

Awarded annually to the Vol player who shows the most dedication and work discipline to improve strength as selected by the strength and conditioning staff.

1994	RB Aaron Hayden	2003	RB Troy Fleming/LB Robert Peace/ C Scott Wells
1995	OG Bubba Miller/ LB Scott Galyon	2004	WR Tony Brown/LB Kevin Burnett/ OT Michael Munoz
1996	DB Raymond Austin/RB Shawn Bryson	2005	OT Cody Douglas, LB Omar Gaither, DE Parys Haralson, C Rob Smith
1997	QB Peyton Manning/ LB Eric Westmoreland	2006	FB Cory Anderson/DT JustinHarrell/ LB Marvin Mitchell/WR Jayson Swain
1998	LB Al Wilson	2007	DB Inky Johnson/LB Jerod Mayo
1999	DB Mikki Allen/DE Will Overstreet	2008	DT J.T. Mapu/DE Xavier Mitchell
2000	FB Will Bartholomew/C Fred Weary		DE Wes Brown/DE Robert Ayers
2001	FB Will Bartholomew/OG Fred Weary		WR Lucas Taylor/DB DeAngelo Willingham
2002	DB Stephen Marsh/DE Omari Hand/DT Demetrin Veal		


Spring Football Awards



Harvey Robinson Award

Presented each spring to the most-improved offensive player as selected by the coaching staff in honor of Harvey Robinson, former Vol player (1929-32), assistant coach (1946-52, 1960-63) and head coach (1953-54).

1979	OT Tim Irwin	1995	RB Chester Ford
1980	WR Mike Miller	1996	WR Peerless Price
1981	TE Mike E. Cofer	1997	QB Tee Martin/WR Benjie Shuler
1982	OT John Mathews	1998	RB Will Bartholomew
1983	RB Randall Morris	1999	OT Will Ofenheusle
1984	QB Tony Robinson/TE John Cook	2000	OT Fred Weary/TE Neil Johnson
1985	TE Tim Hendrix/OT Bruce Wilkerson	2001	C Jason Respert/TE Jason Witten
1986	TE Tim Hendrix/ QB Randy Sanders	2002	WR Tony Brown
1987	RB Reggie Cobb/OT Eric Still	2003	OL Cody Douglas
1988	C John Fisher/TE Mark Adams/ FB Greg Amsler	2004	OG Rob Smith
	WR Lee Wood	2005	OT Ramon Foster/C David Ligon
1990	OG Mike Stowell	2006	OT Steven Jones
1991	WR Rodney Ruth	2007	OT Ramon Foster
1992	OG Trey Peterson	2008	WR Ahmad Paige/TE Luke Stocker
1993	TE Scott Pfeiffer	2009	WR Quintin Hancock



Andy Spiva Award

Presented each spring to the most-improved defensive player as selected by the coaching staff in honor of Andy Spiva, outstanding linebacker from 1973-76.

1979	DE Steve Davis	1994	LB Tyrone Hines
1980	LB Mark Burns	1995	DT Shane Burton
1981	DT Reggie White	1996	DT Bill Duff
1982	DT Chris Wampler/DE Mike Terry	1997	DT Bill Duff/LB Shawn Johnson
1983	LB Alvin Toles	1998	DB Mikki Allen
1984	LB Jim Dunkin	1999	DT John Henderson
1985	DB Tommy Sims	2000	DT Edward Kendrick/DB Steven Marsh
1986	LB Tyrone Robinson	2001	LB Eddie Moore/DB Mark Jones
1987	LB Mike Kelley/LB Keith DeLong	2002	DE Karlton Neal
	DT Marion Hobby	2003	DE Jason Hall/DE Antwan Stewart
1988	MG Charles McRae	2004	DE Turk McBride
1989	DB Kelly Days	2005	DB Corey Campbell/LB Ryan Karl
1990	DB Floyd Miley	2006	DB Jonathan Wade/DT Dan Williams
1991	LB Darryl Hardy/DT Shazzon Bradley	2007	DB Marsalous Johnson
1992	DE Shane Bonham/DB Steve Session	2008	DE Robert Ayers/CB DeAngelo Willingham
1993	LB Scott Galyon	2009	DE Chris Walker

American Bowl

(Tampa, Fla.)

1969 Charles Rosenfelder	1974 Haskel Stanback
Jim Weatherford	Eddie Brown
1970 Steve Kiner	1975 Jim Watts
Jack Reynolds	1976 Steve Poole
Frank Yanosky	
1972 George Hunt	

Blue- Gray Game

(Montgomery, Ala.)

1941 Ray Graves	1961 Mike Lucci
Johnny Butler	1962 John Hudson
1942 Art Brandau	1963 Dick Evey
R.A. Long	Mallon Faircloth
1944 Art Brandau	1964 Whit Canale
Earle Brown	1965 Hal Wantland
Denver Crawford	1971 George Hunt
1945 Denver Crawford	1975 Tommy West
1947 Denver Crawford	Steve Poole
Ray Drost	1976 Joe Gallagher
1948 Jim Powell	1977 Brent Watson
1953 Bill Barbish	1978 Charlton Webb
Mack Franklin	1980 Danny Spradlin
Bob Fisher	1981 Brian Ingram
1954 Darris McCord	1983 Clyde Duncan
Jimmy Wade	Mark Studaway
1958 Tommy Potts	1984 Fuad Reveiz
Carl Smith	1989 Jeff Francis
1959 Ray Moss	Kevin Simons
Joe Schaffer	
1960 Cotton Letner	
Bill Majors	

Coaches' All-America Game

(Lubbock, Texas)

1962 Pat Augustine	1972 George Hunt
1965 Hal Wantland	Ray Nettles
1966 Frank Emanuel	Curt Watson
Bob Petrella	1973 Conrad Graham
1967 Paul Naumoff	Jamie Rotella
1968 Walter Chadwick	1976 Ron McCartney
Bob Johnson	
1969 Charles Rosenfelder	
Jim Weatherford	

College All-Star Game

(Chicago, Ill.)

1934 Beattie Feathers	1953 Andy Kozar
1938 Bowden Wyatt	John Michels
1940 George Cafego	1955 Darris McCord
1941 Marshall Abe Shires	1957 Bobby Gordon
Bob Suffridge	John Gordy
1943 R.A. Long	1962 Mike Lucci
Billy Meek	1964 Dick Evey
1946 Earle Brown	1965 Steve DeLong
1948 Denver Crawford	1966 Frank Emanuel
1951 Jim Hill	1967 Paul Naumoff
J.W. Sherrill	1968 Bob Johnson
Bud Sherrod	1970 Jack Reynolds
Jack Stroud	1973 Jamie Rotella
1952 Hank Lauricella	1975 Neil Clabo
Bill Pearman	1976 Ron McCartney
Bert Rechichar	

Magnolia Gridiron All-Star Football Classic

(Jackson, Miss.)

2006 Chris Hannon

North-South All-Star Classic

(Houston, Texas)

2007 Cory Anderson

Texas vs. The Nation

(El Paso, Texas)

2007 James Wilhoit
2008 Chris Brown
Xavier Mitchell
Antonio Reynolds
2009 Demonte Bolden
DeAngelo Willingham

East-West Shrine Game

(San Francisco and Palo Alto, Calif.)

(Houston and San Antonio, Texas)

1932 Gene McEver	1992 Tom Myslinski
1932 Herman Hickman	1996 Scott Galyon
1934 Beattie Feathers	DeRon Jenkins
1946 Bob Dobelstein	Jason Layman
1964 Steve DeLong	1998 Jonathan Brown
1965 Frank Emanuel	Robert Poole
1976 Ron McCartney	1999 Jeff Hall
1977 Mickey Marvin	2001 David Leaverton
Andy Spiva	2003 Omari Hand
1979 Robert Shaw	2004 Rashad Baker
1980 Craig Puki	Casey Clausen
Bill Marren	Gibril Wilson
1981 Tim Irwin	2005 Jason Respert
Brad White	2006 Jason Hall
1982 Anthony Hancock	2007 Jayson Swain
1983 Mike Miller	2008 Jonathan Hefney
1985 Johnnie Jones	2008 Ramon Foster
1986 Eric Swanson	Coaches
1988 John Bruhin	1981 Johnny Majors
Terry McDaniel	1987 Johnny Majors
1990 Kent Elmore	1996 Phillip Fulmer
Tracy Hayworth	1998 Phillip Fulmer
1991 Roland Poles	

Gridiron Classic

(Orlando, Fla.)

1999 Jeremaine Copeland	2003 Keyon Whiteside
Jarvis Reado	2004 Troy Fleming (MVP)
2000 Fred White	Anthony Herrera
2001 David Martin	2005 Victor McClure
2002 Reggie Coleman	
Dominique Steveson	

Las Vegas All-American Classic

(Las Vegas, Nev.)

2004 Robert Peace	2005 Corey Larkins
Constantin Ritzmann	Derrick Tinsley
Chavis Smith	

Hula Bowl

(Honolulu, Hawaii) (Wailuku, Hawaii)

1952 Hank Lauricella	1996 Shane Burton
1953 John Michels	Bubba Miller
1972 Jackie Walker	1997 Raymond Austin
1975 Cond. Holloway (MVP)	1999 Jeff Hall
Robert Pulliam	2000 Josh Tucker
1977 Stanley Morgan	2001 DeAngelo Lloyd
Larry Seivers	2002 Bernard Jackson
1979 Charlton Webb	2004 Jabari Greer
1980 Jimmy Streater	Mark Jones
Roland James	2005 Tony Brown
1981 Reggie Harper	Jabari Davis
1982 Lee North	Jason Respert
1983 Willie Gault	2006 Omar Gaither
1984 Reggie White	2007 Marvin Mitchell
1985 Reggie McKenzie	Bret Smith
Bill Mayo	2008 J.T. Mapu
1986 Jeff Smith	Coaches
Tim McGee	1975 Bill Battle
1987 Joey Clinkscapes	1977 Johnny Majors
Dale Jones	1986 Johnny Majors
1988 Harry Galbreath	1991 Johnny Majors
Anthony Miller	2000 Phillip Fulmer
1991 Charles McRae	
Antone Davis	
Alvin Harper	
Anthony Morgan	

Japan Bowl

(Tokyo, Japan)

1977 Stanley Morgan	1988 Terry McDaniel
Larry Seivers	1989 Keith DeLong
1980 Craig Puki	Jeff Francis
Steve Davis	Kevin Simons
1981 Tim Irwin	1990 Marion Hobby
Brad White	Eric Still
1984 Reggie White (MVP)	1991 Antone Davis
1985 Jim Dunkin	1992 John Fisher
Johnnie Jones	Andy Kelly
Raleigh McKenzie	Tom Myslinski
Reggie McKenzie	1993 J. J. McCleskey
1986 Tommy Sims	Mike Stowell
Chris White	Coaches
1987 Bruce Wilkerson	1981 Johnny Majors
Charles Davis	1985 Johnny Majors
Carlos Reveiz	1992 Johnny Majors

King All-America Classic

(San Jose, Calif.) (Tallahassee, Fla.)

1990 Tracy Hayworth	1991 Harlan Davis
Thomas Woods	Mark Moore

North-South Shrine Game

(Miami, Fla.) (Pontiac, Mich.)

1955 Charles Coffey	1976 David Brady
1961 Glenn Glass	1979 Charlton Webb
1971 Bobby Majors	
Ray Nettles	
Curt Watson	

Coaches

1971 Bill Battle

Olympia Gold Bowl

(San Diego, Calif.)

1982 Anthony Hancock

Senior Bowl

(Mobile, Ala.)

1951 Bud Sherrod	1993 Todd Kelly
1952 Ted Daffer	1994 Charlie Garner (MVP)
Hank Lauricella	Cory Fleming
Bill Pearman	1995 Kevin Mays
Gordon Polofsky	James Stewart
1954 Mack Franklin	Billy Williams
1955 Darris McCord	1996 DeRon Jenkins
1957 Buddy Cruze	Jason Layman
John Gordy	Jeff Smith
Johnny Majors	1997 Jay Graham
1958 Bill Anderson	Tyrone Hines
1959 Carl Smith	Joey Kent
1960 Lebron Shields	1998 Jonathan Brown
1962 Mike Lucci	Terry Fair
1963 John Hudson	Leonard Little
1964 Dick Evey	Tori Noel
Mallon Faircloth	Trey Teague
1965 Steve DeLong (MVP)	1999 Shawn Bryson
1966 Frank Emanuel	Jeremaine Copeland
1967 Johnny Mills	Steve Johnson
Paul Naumoff	Peerless Price
1968 John Boynton	Al Wilson
Bob Johnson	2000 Chad Clifton
Dewey Warren	Dwayne Goodrich
1969 Charles Rosenfelder	Tee Martin
1970 Steve Kiner	Spencer Riley
Jack Reynolds	Raynoch Thompson
1971 Chip Kell	Darwin Walker
Tim Priest	2001 David Leaverton
1972 Ray Nettles	Cedrick Wilson
Bobby Majors	Eric Westmoreland
Curt Watson	2002 Will Bartholomew
1973 Jamie Rotella	Andre Lott
Conrad Graham	Will Overstreet
1974 Eddie Brown	Travis Stephens
1977 Andy Spiva	Fred Weary
1979 Robert Shaw	2003 Julian Battle
1980 Roland James	Rashad Moore
1981 Danny Spradlin	2004 Scott Wells
1982 Brian Ingram	2005 Dustin Colquitt
Lee North	Cedric Houston
1983 Darryal Wilson	2006 Cody Douglas
1984 Mark Studaway	Parys Haralson
1985 Bill Mayo	Jesse Mahelona
Carl Zander	Albert Toeaina
1986 Eric Swanson	2007 Arron Sears
Daryl Dickey	Jonathan Wade
1988 Anthony Miller	2008 Erik Ainge (MVP)
John Bruhin	Brad Cottam
1989 Keith DeLong	2009 Robert Ayers (MVP)
Jeff Francis	Arian Foster
1990 Marion Hobby	Anthony Parker
Eric Still	
1991 Tony Thompson	
Vince Moore	
Alvin Harper (MVP)	
Dale Carter	
Bernard Dafney	
Chris Mims	
Chuck Smith	
Jeremy Lincoln	



TENNESSEE LETTERMEN'S T-CLUB

The University of Tennessee Lettermen's T-Club is open to any person who has been awarded a varsity letter in any NCAA sanctioned sport at UT and is interested in the purposes of the organization. All members who have paid their annual dues of \$25 a year should be known as an active member with rights and privileges according to the bylaws.

The T-Club Lettermen's room located in Thompson-Boling Arena is open three hours before kickoff to lettermen and their guests each home game.

Condredge Holloway, Staff Liaison
Zibbie Kerin, Executive Secretary

Lettermen's T-Club
P.O. Box 15016
Knoxville, TN 37901-5016
(865) 974-9054

A

Abernathy, George (Owl) T., C, 1926, 27, Pulkaski
Ackermann, Norbert J. Sr., C, 1939, 40 (Capt.), Louisville, Ky.
Ackermann, Norbert J. Jr., C, 1963, 64, Chamberlee, Ga.
Adams, Mark, TE, 1988, 89, 90, 91, Virginia Beach, Va.
Adams, Ralph, G, 1952, Lawrenceburg
Adkins, Stockton, BB, 1955, 56, 57, Union City
Aguillard, Kyle, TE, 1977, 78, 79, Port Neches, Texas
Aiello, Sam, QB, 1982, Huntington Beach, Calif.
Aiken, Malcolm, T, 1930, 31, 32 (Capt.), Memphis
Ainge, Erik, QB, 2004, 05, 06, 07, Hillsboro, Ore.
Aitichison, Bret, DE, 1979, Boise, Idaho
Akin, Brent, OG, 1978 (Service), Florence, Ala.
Alatorre, Steve, QB, 1980, 81, Cypress, Calif.
Alexander, Frank, E, 1950, 51, 52, Murphy, N.C.
Alexander, Roger, DE, 1998, Paterson, N.J.
Alexander, W.C., Sub., 1900
Allen, David C., DB, 1970, 71, 72, Athens, Ga.
Allen, Mikki, DB, 1996, 97, 98, 99, Murfreesboro
Allen, Jason, DB, 2002, 03, 04 (Capt.), 05 (Capt.), Muscle Shoals, Ala.
Allen, Jimmy, TE, 1970, Vincennes, Ind.
Allen, John H., RHB, 1929, 30, 31, Elizabethton
Alley, E.H. (Herc), RE, 1927, 28, Chattanooga
Alston, Chris, C, 1992, Hopkins, S.C.
Amonette, Jason, P, 1993 (Service), Nashville
Amster, Greg, RB, 1986, 88, 89, 90, Chatham, N.J.
Anderson, Bill, WB, 1955, 56, 57 (Capt.), Bradenton, Fla.
Anderson, Charlie, DE, 1974, 75, 76, Florence, Ala.
Anderson, Cory, FB, 2003, 04, 05, 06 Knoxville
Anderson, Malcolm S., B, 1932, 33, 34, Tullahoma
Anderson, Wendell, RB, 1980 (Service), Knoxville
Andridge, Bob (Breezer), HB, 1938, 39, 40, Knoxville
Appelwhite, J.M., LHB, 1911

Asumnu, Stanley, WR, 2006 (Service), Houston, Texas
Arbo, Billy, WR, 1975, 76, 77, 78, Knoxville
Archibald, Doug, LB, 1964, 65, 66, Sarasota, Fla.
Armstrong, Carlton, RB, 1979, 80, 81, Nashville
Armstrong, Jack, BB/QB, 1946, 47, 48, Lenoir City
Armstrong, Murray, RE, 1956, 57, 58, Somerville
Asbury, E.J., G, 1944, 45, Kenvir, Ky.
Aszman, Jim, P, 1986, Cleveland
Atchley, Randy, OG, 1984 (Service), Seymour
Atherton, Myles, RB, 1998 (Service), Brandon, Miss.
Atkins, Doug, T, 1950, 51, 52, Humboldt
Augustine, Pat, RE, 1959, 61, 62 (Capt.), Loretto
Austelle, Alfred, T, 1934, Cowan
Austin, Raymond, DB, 1993, 94, 95, 96, (Capt.) Lawton, Okla.
Autry, Keith, OG, 1974, Louisville, Ky.
Ayles, Robert, DE 2005, 06, 07, 08, Cllo, S.C.
Aymett, Julian, C, 1902, 03, Pulaski

B

Bacon, J.B., RE, 1899
Bacon, Pryor E., HB, 1938, 39, Chattanooga
Bailey, Carey, DT, 1988, 89, 90, 91, Morgantown, W.Va.
Bailey, Howard H., T, 1932, 33, 34, Knoxville
Bailey, John (Skeeter) W., HB, 1938, Portland
Baird, Doug, OG, 1987, 88, 89, 90, Waverly
Baird, James A., LT, 1896, 97 (Capt.)
Baird, Robert R., RT, 1896, 97
Baker, Bill, WB, 1966, 67, 68, Jasper
Baker, Carey, RB, 1990, McEwen
Baker, Charles F., RG, 1947, 48, 49, Knoxville
Baker, Charles B., RT, 1960, Chattanooga
Baker, Rashad, DB, 2000, 01, 02, 03 (Capt.), Camden, N.J.
Baker, W.G., FB, 1906, 07, 08, Rockwood
Baldini, Ralph, G, 1961, Horseheads, N.Y.
Balitsaris, George, FB, 1946, 47, 48, Pittsburgh, Pa.
Balitsaris, Mike, E, 1939, 40, 41, Pittsburgh, Pa.
Balthis, R.F., Sub., 1901
Balthrop, Joe, OT, 1969, 70, 71, Clarksville
Bandemier, Bill, LB, 1973, Bolingbrook, Ill.
Banks, James, QB/WR, 2002, 03, Indianapolis, Ind.
Banks, Randy, DB, 1990, Knoxville
Baracca, Marty, FB, 1960, 61, Blairsville, Pa.
Barbish, Bill (Moose), QB, 1951, 52, 53, Cleveland, Ohio
Barker, Grey, RB, 1995, Humboldt
Barksdale, Val, DB, 1977, 78, 79, 80, Harriman
Barnes, Brett, LB, 2008 (Service)
Barnes, William (Billy), E, 1937, 38, 39, Memphis
Barnes, W.O., Sub., 1896
Barnhill, John H., G, 1925, 26, 27 (Capt.), Savannah
Barnum, Greg, C, 1999, Killeen, Texas
Barron, David, OLB, 1974, 75, 76, 77, Atlanta, Ga.
Bartholomew, Ben, FB, 2008, Nashville
Bartholomew, Sam, BB, 1937, 38, 39 (Capt.), Hillsboro, W.Va.
Bartholomew, Will, RB, 1998, 99, 00, 01 (Capt.) Nashville
Bass, Ben, T, 1969, Nashville
Bass, Vernon, DB, 1984, 85, 86, Gallatin
Bates, Bill, DB, 1979, 80, 81, 82, Knoxville
Bates, Jim, LB, 1966, 67, Oxford, Mich.
Bates, William M., RE, 1893
Batey, Jack S., E, 1924, Lewisburg
Battle, Julian, DB, 2001, 02, Royal Palm Beach, Fla.
Baucom, Tom, DT, 1967, 68, 69, Nashville
Baugh, William M., Sub., 1893

Bayer, J.T., RG, 1909
Bayer, S.D., LT, 1913, 14, 15, Cumberland City
Bayless, John D., QB, 1931, 32, 33, Hinsdale, Ill.
Beard, Ed, BB, 1961, Norfolk, Va.
Beavers, Brent, DE, 1997, Tazewell, Va.
Becker, Hubert, TB, 1947, Tamaque, Pa.
Beckler, David, E, 1970, Cleveland
Becksvooort, John, PK, 1991, 92, 93, 94, Chattanooga
Beene, F.R., RHB, 1906
Beene, Jones C. Jr., LE, 1901, 02, 03, 04, 05
Beene, L. Phillip, T, 1928, 29, 30, Jasper
Beene, Patton, RHB, 1901, 02
Begnaud, Shane, DB, 1993, 95, 97, Lafayette, La.
Behrens, John, SE, 1975, 76 (Service), Fairfax, Va.
Bell, C.A., FB, 1897
Bell, J.D., Sub., 1897
Bell, L.L., RE, 1896
Bellis, Leonard, E, 1945, Philadelphia, Pa.
Bellmont, L.T., RHB, 1904
Bennett, Andy, TB, 1969, 71, Tampa, Fla.
Bennett, David, DB, 1989, 90, 91, 92, Germantown
Bennett, Fred, MG, 1984, 85, 86, Prichard, Ala.
Bennett, William R. (Bill), BB, 1956, 57, Elizabethtown, Ky.
Bennett, Tom L., DE, 1969, 70, 71, Somerville
Benson, Chris, WR, 1989, Ames, Iowa
Benton, Charles, DB, 1983, 84, 85, 86, Spring City
Bergmeier, Ron, WB, 1947, 48, 49, St. Louis, Mo.
Berkhan, Rick, RB, 1977 (Service), Atlanta, Ga.
Bernard, George R., FB, 1893
Beron, Billy, TE, 1994, 95, 96, River Ridge, La.
Berry, Eric, DB, 2007, 08 (Capt.) Fairburn, Ga.
Berry, James, RB, 1978, 79, 80, 81 (Capt.), Natchez, Miss.
Beutel, Jim, BB, 1954, 55 (Capt.), North Tonawanda, N.Y.
Bevans, Mike, C, 1968, 69, 70, Donelson
Bevis, William (Billy), B, 1942, 44, 45 (Capt.), Marianna, Fla.
Bibee, M. Bert, C, 1932, 33, Jacksboro
Bible, Alvah, T, 1970 (Service), Corbin, Ky.
Biggers, Kurston, RB, 1999, 00, Nashville
Binion, Larry, P, 1995, 96, Mesa, Ariz.
Bird, Terry, OT, 1964, 65, 66, Elizabethtown, Ky.
Blackstock, William (Bill), QB, 1951, Knoxville
Blair, Hal Edward, HB, 1919, 20, 21 (Capt.)
Blair, Reuben Moore, LE, 1919, Fayetteville
Blake, Tom, T, 1945, Middletown, Ohio
Blankenship, Warren, C, 1959, 60, 61, Huntingdon
Blaylock, Brad, P, 2001 (Service) Cincinnati, Ohio
Blessing, Hugh 1944
Bolden, Demonte', DT, 2006, 07, 08, Chattanooga
Bolton, Chris, LB, 1977, 78, 79, 80, Atlanta, Ga.
Bond Robert U., T, 1924, Lenoir City
Bone, William (Bill), QB, 1923, 24, Memphis
Bonham, Shane, DT, 1992, 93, Fairbanks, Alaska
Booker, Ronnie, MG, 1982, Knoxville
Bordinger, Don, G, 1951, Williamsport, Pa.
Borgognone, Dirk, PK, 1987, Reno, Nev.
Boring, Frank (Boomer), T, 1949, 50, 51, Alcoa
Boulware, Robert, DB, 2002, 03, 04, Charlotte, N.C.
Bourches, Joe E., Sub., 1893
Bourkard, Harrison O., G, 1934, 35, Knoxville
Bourne, T.P., Sub., 1900
Bowman, Larry, TE, 1974, Knoxville
Boyd, Samuel B., HB, 1893
Boynton, John, OT, 1965, 66, 67, Pikeville
Brackett, H.B. (Deke), QB, 1931, 32, 33, Knoxville
Brackney, Rick, DB, 1989 (Service), Knoxville

Bradford, Jim B., C, 1919, 20, Memphis
Brady, David, OT, 1973, 74, 75, 76, Merritt, Island, Fla.
Bradley, Shazzon, DT, 1988, 89, 90, 91, Athens Branch, Rufus C., QB, 1910, 11 (Capt.)
Brandau, Arthur A., C, 1942, Baltimore, Md.
Brandt, Frederic (Fritz) P., E, 1928, 29, 30, Erwin
Brann, Ray O., C, 1958, Knoxville
Braswell, James, DB, 1996, Maryville
Breeding, Ken, RE, 1960, 61, Kingsport
Bregle, Bobby, TB, 1952, 53, 54, Spring City
Bridges, Greg, DB, 1980, Knoxville
Bridges, Hal, G, 1956, Chattanooga
Briggs, Jesse, RB, 1977, Memphis
Briscoe, Josh, WR, 2005, 06, 07, 08, Shelby, N.C.
Brixey, Tom, LT, 1948, 49, Tullahoma
Bronson, Tom, LB, 1987, Brooksville, Fla.
Bronson, Tommy E., FB, 1955, 56, 57, Gainesville, Fla.
Brooks, Daniel, LB, 2003, 04, Jackson
Broome, W. Lloyd, FB, 1938, 40, Knoxville
Broug, J.L., LT, 1900, 01
Brown, Bob, G, 1960, Lawrenceburg
Brown, C.D., HB, 1892
Brown, Chris, TE, 2004, 05, 06, 07, Destrehan, La.
Brown, Earle W., G, 1939, 45, Knoxville
Brown, Eddie, DB, 1971, 72, 73 (Capt.) Guild
Brown, Eric, LB, 1996, 97, Edmond, Okla.
Brown, Fred (Bo), E, 1923, 24, 25, Cleveland
Brown, Herbert T., G, 1928, 29, 30, Nashville
Brown, Jake, DS, 2008 (Service), Conway, S.C.
Brown, James P., RT, 1892, 93
Brown, Jonathan, DE, 1994, 95, 96, 97, Tulsa, Okla.
Brown, Kenny, LT, 1960, 61, 62, Gallatin
Brown, Laron, WR, 1983, Dayton, Ohio
Brown, Richard, DT, 1984, 85, Riviera Beach, Fla.
Brown, Terry, DB, 1983, 84, 85, 86, Macon, Ga.
Brown, Tony, WR, 2001, 02, 03, 04 (Capt.), Lauderdale Lakes, Fla.
Brown, Travis, DB, 1998 (Service), Memphis
Brown, Victor, DB, 1992, 93, Savannah, Ga.
Brown, W.C., Sub., 1906
Brown, W.P., LT, 1908
Brown, Wes, DE, 2006, 07, 08, Athens, Ala.
Browne, David, C, 1968, 69, 70, Birmingham, Ala.
Brozowski, John, T, 1969 (Service), Allentown, Pa.
Bruhin, John, OG, 1985, 86, 87, Knoxville
Brunson, Mario, RB, 1990, 91, 92, 93, Portsmouth, Va.
Bryan, C.L., QB, 1899
Bryson, G.G., HB, 1899
Bryson, Shawn, RB, 1995, 96, 97, 98, (Capt.) Franklin, N.C.
Bryson, William J., FB, 1940, Asheville, N.C.
Buckingham, H.L., C, 1910
Buckingham, T.N. (Nash), FB, 1901, 02 (Capt.)
Bullard, Ralph, OT, 1974, 75, 76, 77, Atlanta, Ga.
Burdette, A.M., Sub., 1906, 07
Burdette, George M., G, 1923, 24, 25, Lenoir City
Burgess, Robert E., G, 1927, Knoxville
Burke, Greg, PK, 1989, 90, Key Biscayne, Fla.
Burklow, Sammy, FB, 1956, 57, 58, Hazard, Ky.
Burnett, Jon, DE, 1973, Knoxville
Burnett, Kevin, LB, 2000, 01, 03 (Capt.), 04 (Capt.) Carson, Calif.
Burnham, Bruce, G, 1954, 55, 56, Danvers, Mass.
Burns, Mark, LB, 1979, 80, 81, Hunstville, Ala.
Burton, Lee Otis, DT, 1978, Americus, Ga.
Burton, Shane, DT, 1992, 93, 94, 95, Catawba, N.C.
Bush, Wayne, TB, 1962, 63, Nashville
Butcher, Elvin, C, 1925, 26, 27

Butler, Dan, T, 1951, 53, Norfolk, Va.
 Butler, Ed, TE, 1999, 00, 01, Huntsville, Ala.
 Butler, Johnny W., QB, 1939, 40, 41, Knoxville
 Buxton, Buck, DT, 1996, 97, Girard, Ga.
 Bybee, Joe T., E, 1927
 Byrd, Ray, FB, 1951, 52, Knoxville

C

Cafego, George QB, 1937, 38, 39, Scarbro, W.Va.
 Caldwell, Chan, E, 1945, 46, 47, Knoxville
 Caldwell, J.A., RE, 1902, 03, 04, 05
 Caldwell, J.H. Jr., LHB, 1903, 04, 05
 Caldwell, Lamar, LB, 1970, 71, 72, Memphis
 Caldwell, Mike, OT, 1972, 73, 74, Birmingham, Ala.
 Callahan, P.H., B, 1914
 Callaway, Richard, TB, 1967, 68, 69, Eau Gullie, Fla.
 Callaway, Tom, MM, 1967, 68, 69, Welch, W.Va.
 Cameron, Bill, DT, 1963, 64, 65, Raeford, N.C.
 Cameron, A.D. (Scotty), HB, 1912, 14, 15, Chicago, Ill.
 Campbell, Bo, RB, 1995, Franklin
 Campbell, Corey, DB, 2003, 04, 05, Spring, Texas
 Campbell, David, DE, 1971, 72, 73, Nashville
 Campbell, Earl, G, 1950, 51, 52, Elizabethton
 Campbell, Eric, DB, 2000 (Service), Franklin
 Campbell, Josh, DS, 1998 (Service), Knoxville
 Campbell, Kenneth, RB, 1990, 91, Chattanooga
 Campbell, M.R., T, 1896, 99, Tullahoma
 Campbell, L. Roe, QB, 1920, 21, 22, 24, Greeneville
 Campbell, Tony, LB, 2000, 01, Athens, Ga.
 Canale, Frank, WB, 1962, Memphis
 Canale, George, TB, 1960, 61, 62, Memphis
 Canale, Whit, WB, 1962, 64, Memphis
 Canini, Pat, FB, 1963, Columbus, Ohio
 Cannon, Bram, H, 2008, Memphis
 Cannon, Gary, KS, 1960, 61, Ft. Lauderdale, Fla.
 Cannon, R.L., HB, 1892
 Cannon, Sinclair, DB, 2005, 06, 07, Greer, S.C.
 Cantrell, Craig, LB, 1979, Knoxville
 Cantrell, Edd M., E, 1953, 54, 55, 56, Sparta
 Careathers, Paul, RB, 1972, 73, 74, Lafayette, Ga.
 Carmichael, Nick, DB, 1971, 72, 73, Atlanta, Ga.
 Carpenter, Don, DB, 1969, 70, Providence, R.I.
 Carr, Hilrey, FB, 1956, Livingston
 Carr, Marcus, TE, 1999 (Service), Kingsport
 Carroll, Alonzo M. Jr. (Goat), LE, 1911, 12, 13, 14
 Carroll, Steve, DT, 1967, 68, 69, Chattanooga
 Carter, Al, TB, 1955, 56, 57, Sarasota, Fla.
 Carter, Dale, DB, 1990, 91, Oxford, Ga.
 Carter, George, E, 1950, Farmville, Va.
 Carter, Howard, DT, 1976 (Service), Murfreesboro
 Carter, J.W., FB, 1959, 60, 61, Wise, Va.
 Carter, Tony, OLB, 1984 (Service), Nashville
 Carter, Vince, WR, 1984, 85, 86, Nashville
 Cartwright, Jim, BB, 1958, 59, 60, Athens
 Casteel, Mike, DT, 1980, 81, 82, Maryville
 Catanzano, Jon, DB, 2005 (Service) Murrysville, Pa.
 Cates, Clifton B., LT, 1914, 15
 Chadnock, John, G, 1944, 45, Steubenville, Ohio
 Chadwell, James J., T, 1942, Kingsport
 Chadwick, Dennis, WR, 1970, 71, 72, Decatur, Ga.
 Chadwick, Walter, TB, 1965, 66, 67, Decatur, Ga.
 Chambers, Harold, RT, 1960, Danville, Ky.
 Champion, Toby, OG, 1998, 99, 00, Humboldt
 Chancey, Ralph E., FB, 1946, 47, 48, 49 (Capt.), Cleveland

Retired Numbers

The 2005 ceremonies to retire the jerseys of Doug Atkins (91), Peyton Manning (16) and Reggie White (92) brought the list of retired jersey numbers at Tennessee to seven. This includes the four former Vol players who died in World War II and had their jerseys retired in 1946.

In 2005, Tennessee instituted criteria to retire additional numbers. Those criteria include, but are not limited to: candidates must be recognized as good citizens and have a minimum of five years between the candidate's UT football career and consideration of this honor. A candidate must have achieved three of the following five collegiate honors: induction into the National Football Foundation and College Hall of Fame, Southeastern Conference (SEC) Player of the Year, Consensus All-America, Heisman Trophy winner, and have won one of the following general athletic/academic or non-position specific awards: Sullivan Award, SEC Athlete of the Year (all sports) or Draddy Award.

Doug Atkins (91) is considered by many to be the greatest defensive end in football history. After originally signing with UT on a basketball scholarship, Atkins went on to gridiron All-America status in 1952, was the only player to be unanimously named to the All-SEC Quarter Century Team (1950-74) and was selected SEC Player of the Quarter Century. Atkins retired with the most NFL games played (205) by a defensive lineman. The Vols went 29-3-1 with Atkins on the field and won the 1951 national championship.

Peyton Manning (16) is the most decorated athlete in UT history. He left Tennessee as the SEC's all-time leading passer with 11,201 yards, setting 42 passing records during his Vols career that included two NCAA, seven SEC and 33 UT marks. Off the field, Manning won the Draddy Award as National Scholar-Athlete of the Year in 1997 and graduated in three years with a degree in speech communications. He graduated with the highest grade-point average (3.61) in his field. During his pro career, Manning has earned Pro Bowl honors six times in his eight seasons played and was named NFL MVP for the 2004 and 2005 seasons. He threw an NFL-record 49 touchdown passes in 2004 and already has 244 for his career. Manning's career total of 33,189 passing yards stands 20th on the NFL all-time list.

Reggie White (92), who died Dec. 26, 2004, at the age of 43, collected a school-record 32 sacks in his four years with the Vols to establish himself as the most prolific pass rusher in Tennessee history. Fifteen of those sacks came in his senior year of 1983, a campaign current Vols head coach Phillip Fulmer called the "most individually dominant season I've ever seen." Known as the "Minister of Defense," White went on to a 17-year pro football career, retiring as the NFL's all-time sack leader with 198. He was elected to the College Football Hall of Fame in 2002. He graduated from the University of Tennessee in 1990.

Ceremonies were held during the 2006 UT-Air Force game to officially memorialize the four players killed in World War II. Those individuals, listed below, had their jerseys retired in 1946.

Clyde (Ig) Fuson (62) (March 11, 1923 — Dec. 4, 1944), a native of Middlesboro, Ky., and fullback on the 1942 team, shared playing time with Nowling. Ig had a younger brother, Herschel (Ug) Fuson, who was a freshman on the 1942 team and transferred to West Point, from where he graduated.

Rudy Klarer (49) (March 9, 1923 — Jan. 6, 1945) was a reserve guard in 1941 and starter in 1942, from Louisville, Ky.

Bill Nowling (32) (Aug. 8, 1920 — Aug. 9, 1944), a fullback 1940-42, from St. Petersburg, Fla., was a three-year starter under Gen. Robert R. Neyland and John Barnhill.

Willis Tucker (61) (May 10, 1918 — Nov. 28, 1944), a graduate of Knoxville High School, earned a Vol football letter in 1940 and was a sprint star on the track and field team.



91 Doug Atkins



16 Peyton Manning



92 Reggie White



62 Clyde Fuson



49 Rudy Klarer



32 Bill Nowling



61 Willis Tucker

Chancey, Steve, FB, 1971, 72, 73, Knoxville
 Chandler, Allen E., C, 1942, Johnson City
 Chandler, H.C., HB, 1913
 Chang, Peter, DB, 2005 (Service) Syracuse, Ind.
 Chapman, D.C., QB, 1896
 Chapman, Joey, PK, 1990, 91, 92, 93, Franklin
 Chapman, Ray M., C, 1953, LaFollette
 Chauvin, Christian, PK, 2001 (Service) Metairie, La.
 Chavis, John, DT, 1977, 78, Dillon, S.C.
 Christian, Bill, DT, 1977, 79, Indiana, Pa.

Christmas, E.K., 1924, Morristown
 Cifers, Ed, E, 1938, 39, 40, Kingsport
 Cifers, Robert G., HB, 1941, 42, Kingsport
 Cissell, Don, RT, 1959, 60, Louisville, Ky.
 Clabo, Neil, P, 1972, 73, 74, Knoxville
 Clabo, Phil, OT, 1973, 74, 75, Knoxville
 Clark, Vince, DB, 1982, 83, 84, Del Ray Beach, Fla.
 Clausen, Casey, QB, 2000, 01, 02, 03 (Capt.), Northridge, Calif.
 Clausen, Rick, QB, 2004, 05 (Capt.), Thousand Oaks, Calif.

Claxton, J.O. (Jim), C, 1932, 33, 34, Knoxville
 Clay, Boyd, T, 1937, 38, 39, Old Hickory
 Clayton, Rufus, QB, 1922, Corydon, Iowa
 Clemmens, Bob B., HB, 1921, Maryville
 Clemmer, James H., E, 1930, 31, Benton
 Cleveland, Terence, WR, 1986, 87, 88, 89, Sweetwater
 Clifton, Chad, OT, 1996, 97, 98, 99 (Capt.), Martin
 Clinkscales, Joey, WR, 1984, 85, 86 (Capt.), Knoxville
 Cloninger, Bob O., C, 1952, 53, Chattanooga

Cobb, Reggie, RB, 1987, 88, Knoxville
 Cochran, E.R., LE, 1906
 Cockrell, Alan, QB, 1981, 82, 83, Joplin, Mo.
 Cody, J.R., C, 1907, Arlington
 Cofer, Joe, DB, 1982, 83, 84, Knoxville
 Cofer, Mike E., TE, 1979, 80, 81, Chamblee, Ga.
 Cofer, Mike L., DE, 1979, 80, 81, 82 (Capt.), Knoxville
 Coffey, Bryan, DB, 1985, Shalimar, Fla.
 Coffey, Charles, G, 1953, 54, 55, Shelbyville
 Coffman, Leonard, FB, 1937, 38, 39, Greeneville
 Coggins, Roger, BB/QB, 1948, 49, Portsmouth, Va.
 Coker, LaMarcus, TB, 2006 Antioch
 Cole, Bill, DB, 1973, 74, 75, Church Hill
 Cole, Jeff, OLB, 1983 (Service), Carthage
 Cole, Harry A., RT, 1910
 Coleman, B.J., QB, 2008, Chattanooga
 Coleman, Chuck, RB, 1981, 82, 83, Louisville, Ky.
 Coleman, Cosey, OT, 1997, 98, 99, Clarkston, Ga.
 Coleman, Jimmy L., E, 1938, 39, 40, St. Albans, W.Va.
 Coleman, Jeff, DT, 1995, 96, 97, 98, Gaffney, S.C.
 Coleman, Lee, DT, 1969, Raleigh, N.C.
 Coleman, Reggie, OT, 1999, 00, 01, Jonesboro, Ark.
 Coleman, Wayne A., BB, 1960, 61, 62, Miami, Fla.
 Colhoun, Adams, Sub., 1897
 Collier, Harris T., C, 1893
 Colquitt, Britton, P, 2005, 06, 07, 08, Knoxville
 Colquitt, Craig, P, 1975, 76, 77, Knoxville
 Colquitt, Dustin, P, 2001, 02, 03, 04, Knoxville
 Colquitt, Jerry, QB, 1991, 92, 93, 94, Oak Ridge
 Colquitt, Jimmy, P, 1981, 82, 83, 84, Knoxville
 Colston, Travis, LB, 1999, 00, Marshallville, N.C.
 Combs, Lewis, RB, 1982 (Service), Bluff City
 Cone, Steve, OG, 1973, 74, Lawrenceburg
 Connelly, Robert C., 1941
 Cook, John, TE, 1982, 83, 84, Knoxville
 Cook, Xavier, DB, 1982, Memphis
 Cooper, Kenneth, RB, 1981, 82, 83, 84, Huntsville, Ala.
 Cooper, Kevin, FB, 2008, Chattanooga
 Cooper, Richard, DT, 1984, 85, 87, Memphis
 Cooper, W.C., LHB, 1948, 49, 50, Knoxville
 Cooter, Jim Bob, QB, 2006 Fayetteville
 Copeland, Jeremaine, WR, 1995, 96, 97, 98, Harriman
 Corby, Graff, WR, 1996, 97, Knoxville
 Cornick, T.R., RT, 1899
 Costello, Mike, C, 1959, Springfield, Ohio
 Cottam, Brad, TE, 2004, 05, 06, 07, Germantown
 Cottam, Jeff, TE, 2006, 07, 08, Germantown
 Cotton, Jackie, MM, 1963, 64, 65, Memphis
 Cottrell, C.B., Sub., 1907
 Covington, C. L., LE, 1903
 Cox, J.T., RT, 1901, 02
 Cox, John B. 1891, 92
 Cox, Morgan, DS, 2007, 08, Collierville
 Cox, William G. 1929, 31, RE, Sevierville
 Cozart, Joe, DB, 1981, 82, Sweetwater
 Craig, George P., B, 1933, 34, 35
 Craig, T.E., RT, 1899, Sherman, Texas
 Crain, Michael, DE, 2007 (Service) Jacksonville, Fla.
 Crawford, Denver, T, 1942, 46, 47 (Capt.), Kingsport
 Crawford, Edwin S., T, 1934, 35
 Crawford, Frank J., T, 1935, 36, 37
 Crawford, S.D., QB, 1901, 02
 Creamer, Andre, DB, 1984, 85, 86, 87, Baltimore, Md.
 Creer, Lenon, RB, 2007, 08, Tatum, Tex.
 Crompton, Jonathan, QB, 2006, 07, 08, Waynesville, N.C.

Crosby, Phillip, RB, 1997, 98, 99, Bessemer City, N.C.
 Cross, Roy L., E, 1942, 45, Knoxville
 Crossley, Andrew, FB, 2003 (Service), Talbott
 Crowson, Larry, QB, 1951, Sheffield, Ala.
 Crutchfield, Todd 1987, ILB, (Service), Charleston, W.Va.
 Cruze, Kyle (Buddy), E, 1955, 56, Knoxville
 Cummins, Charles L. Sr., LE, 1919, 21, Fayetteville
 Cummins, Charles L. Jr., LE, 1949, Hartsville
 Cunningham, Chad, KS, 2007, 08, Dawsonville, Ga.
 Cunningham, Mike, OG, 1976, 77, Knoxville
 Cunningham, Rory, OG, 1980, Mableton, Ga.
 Cveticnik, John, FB, 1954, Century, W.Va.

D

Daffer, Ted, G, 1949, 50, 51, Norfolk, Va.
 Dafney, Bernard, OT, 1990, 91, Los Angeles, Calif.
 Dalton, Benny, DB, 1968, 69, Walland
 Dalton, Bob, RG, 1961, 62, 63, Walland
 Dalton, Ray, LE, 1962, Franklin
 Dalton, Terry, SE, 1966, 67, 68, Goodlettsville
 Daniels, Terry, DB, 1979, 80, 81, Miami, Fla.
 Daniels, Tim, OG, 1979, Massilon, Ohio
 Danychuk, Bill, T, 1964, Lachine, Quebec, Canada
 Darden, Brian, RB, 1996, 97, Vicksburg, Miss.
 Darville, Stephen, DT, 2008 (Service), Rome, Ga.
 Darty, Landon, LE, 1955, 56, 57, Carbon Hill, Ala.
 Davis, Antone, OT, 1987, 88, 89, 90, Fort Valley, Ga.
 Davis, Bob, C, 1949, 50, 51, Bluefield, W.Va.
 Davis, Charles, DB, 1983, 84, 85, 86, New Paltz, N.Y.
 Davis, Dorian, LB, 2006, 07, Iowa City, Iowa
 Davis, Harlan, WR, 1990, Metarie, La.
 Davis, Jabari, TB, 2001, 02, 03, 04, Stone Mountain, Ga.
 Davis, John (Tex), E, 1951, 52, Bogata, Texas
 Davis, Keith, RB, 1985, 86, 87, 88, Nashville
 Davis, Kevin, DE, 1974, 75, 76, Rome, N.Y.
 Davis, Ronald, DB, 1991, 92, 93, 94, Bartlett
 Davis, Steve L., DE, 1977, 78, 79, Knoxville
 Davis, Vando, RB, 1986, 87, 88, Wilmington, Del.
 Dawson, D.A., RHB, 1912, 13
 Days, Kelly, DB, 1987, 88, 89, 90, Dayton, Ohio
 Deaver, Everett E. H., G, 1924, Knoxville
 Decker, James Quinn, FB, 1928, 29, 30, Nashville
 DeFillippo, Joe, RB, 1975 (Service), Lancaster, Ohio
 DeHart, Dick, QB, 1966 (Service), Bridgeport, Conn.
 DeLong, Keith, ILB, 1985, 86, 87, 88 (Capt.), Lawrence, Kan.
 DeLong, Ken, TE, 1967, 68, 69, Norfolk, Va.
 DeLong, Steve, G, 1962, 63, 64 (Capt.), Norfolk, Va.
 DeLucca, Jerry, TE, 1954, 55, Peabody, Mass.
 Demastus, Mike, C, 1974, 75 (Service), Murfreesboro
 DeMelfi, Joe, C, 1962, Berwick, Pa.
 Denbo, Don, OG, 1968, 69, 70, Pulaski
 Denlinger, H.K., 1891, HB, (Capt.)
 Denney, Austin, TE, 1965, 66 (Capt.) Nashville
 Denson, Keith, DB, 1988, 89, Orville, Ohio
 Derryberry, F. Woodrow, B, 1935, 36, Columbia
 Derryberry, O. Merton, LE, 1930, 31, Columbia
 Derryberry, W. Everett, HB, 1925, 27, Columbia
 Derwin, Jim, TB, 1963, Wyandotte, Okla.
 Dickens, Phil W., B, 1934, 35, 36, Hartsville
 Dickerson, Calvin, MG, 1981, Memphis
 Dickerson, Mondre, DT, 2002, 03, Memphis
 Dickey, Daryl, QB, 1984, 85, Gainseville, Fla.

By the Numbers

Tennessee has had 215 All-Southeastern Conference (SEC) first-team selections since the conference was formed in 1933 and 86 All-America (AA) selections since Gene McEver was first chosen in 1929. Following are the jersey numbers of the Vols' All-SEC and All-America selections.

1	Leonard Little, DE/LB 1996, 97 (SEC) 1997 (AA) Jason Witten, TE 2002 (SEC)	27	Hank Lauricella, TB 1951 (AA, SEC) Al Wilson, LB 1997, 98 (SEC), 1998 (AA)
2	Kevin Burnett, LB 2004 (AA, SEC)	28	Gene McEver, TB 1929 (AA)
3	Robert Meachem, WR 2006 (AA, SEC)	29	
4	Fuad Reveiz, PK 1982, 84 (SEC) Jeff Hall, PK 1995, 96, 97, 98 (SEC)	30	Jim Weatherford, DB 1968 (AA, SEC) Andre Lott, DB 2001 (SEC)
5		31	Curt Watson, RB 1969, 70, 71 (SEC)
6	Jimmy Streater, QB 1979 (SEC)	32	Number Retired in Honor of Bill Nowling
7	Condredge Holloway, QB 1973 (SEC) Chris White, DB 1985 (AA, SEC) Deon Grant, DB 1999 (AA, SEC) Jerod Mayo, LB 2007 (SEC)	33	Bud Sherrrod, E 1949, 50 (SEC) 1950 (AA) Tom Tracy, RB 1954 (SEC) Johnnie Jones, RB 1983, 84 (SEC) Keith DeLong, LB 1988 (AA, SEC) Jonathan Hefney, DB 2007 (SEC)
8	George Hunt, PK 1971 (SEC)	34	Richard Pickens, RB 1968 (SEC) Travis Stephens, RB 2001 (AA, SEC)
9	Mike Mauck, DB 1975 (SEC) Tony Robinson, QB 1984 (SEC) John Becksvort, PK 1993 (AA, SEC)	35	
10	Ron Widby, P 1966 (AA) Joey Kent, WR 1995, 96 (SEC)	36	Ed Molinski, G 1939 (SEC), 1939, 40 (AA)
11	Cory Fleming, WR 1993 (SEC) Marcus Nash, WR 1997 (SEC) Terry Fair, DB 1996, 97 (SEC)	37	Bowden Wyatt, E 1938 (AA, SEC) Conrad Graham, DB 1972 (AA, SEC)
12	Roland James, DB 1978, 79 (SEC) 1979 (AA) Julian Battle, DB 2002 (SEC) Eric Berry, DB 2008 (AA, SEC)	38	John Michels, G 1951, 52 (SEC) 1952 (AA)
13	Carl Pickens, WR 1990, 91 (SEC) 1991 (AA)	39	
14	Number retired in honor of Peyton Manning Peyton Manning, QB 1995, 97 (SEC) 1997 (AA) Rashad Baker, DB 2002 (SEC) Bobby Dodd, QB 1930 (AA) Phil Dickens, RB 1936 (SEC) Tee Martin, QB 1999 (SEC)	40	
15	Craig Colquitt, P 1976, 77 (SEC) Kent Elmore, P 1989 (SEC) Dale Carter, DB 1990, 91 (AA, SEC) DeRon Jenkins, DB 1995 (SEC) Jason Allen, DB, 2004 (SEC)	41	
16	Alex Walls, PK, 2000 (SEC)	42	Bob Suffridge, G 1938, 40 (SEC), 1938, 39, 40 (AA) Eric Westmoreland, LB 2000 (SEC)
17	Dick Huffman, DT 1946 (AA, SEC) Bert Rechichar, B 1951 (SEC) Joey Chapman, P 1990 (SEC) Travis Henry, RB, 2000 (SEC)	43	
18	Mack Franklin, E 1952 (SEC) Stanley Morgan, RB 1974, 76 (SEC) Jimmy Colquitt, P 1982, 83 (AA) Heath Shuler, QB 1993 (SEC)	44	Bobby Majors, DB 1970, 71 (SEC), 1971 (AA) Neil Clabo, P 1974 (SEC) Craig Puki, LB 1979 (SEC) Chuck Webb, RB 1989 (SEC)
19	Richmond Flowers, WB, 1967 (AA) Ricky Townsend, PK 1972 (SEC), 1972, 73 (AA)	45	Herman Hickman, G 1931 (AA) Johnny Majors, TB 1955, 56 (SEC) 1956 (AA) Carl Zander, LB 1984 (SEC) Sheriff Maples, C 1933 (SEC) Raynoch Thompson, LB 1998, 99 (SEC) 1999 (AA)
20	Earnest Fields, LB 1991 (SEC) Dwayne Goodrich, DB 1999 (SEC)	46	Bobby Gordon, TB 1957 (SEC) Dustin Colquitt, P 2003 (AA, SEC) Britton Colquitt, P 2006 (SEC)
21	Al Hust, End 1942 (SEC) Tony Thompson, RB 1990 (SEC) Eddie Brown, DB 1973 (AA, SEC) Jeremy Lincoln, DB 1991 (SEC) James Wilhoit, PK 2006 (SEC)	47	Beattie Feathers, TB 1933 (AA, SEC) Number Retired in Honor of Rudy Klarer Don Edmiston, T 1941 (SEC) Frank Emanuel, LB 1965 (AA, SEC) Paul Naumoff, LB 1966 (AA, SEC) Chip Kell, G 1968, 69, 70 (SEC) 1969, 70 (AA) Andy Spiva, LB 1975, 76 (SEC) Tom Myslinski, G 1991 (SEC)
22	Murray Warmath, G 1934 (SEC) Albert Dorse, DB 1967 (AA, SEC) Tim Priest, DB 1970 (SEC) Willie Gault, WR 1982 (AA, SEC) Daniel Lincoln, PK 2007 (AA)	48	Mike Bevans, C 1970 (SEC) Jackie Walker, LB 1970, 71 (AA, SEC) Cosey Coleman, G 1998, 99 (SEC), 1999 (AA)
23		49	Glenn Streno, C 1983 (SEC) Abe Shires, T 1939, 40 (SEC) 1939 (AA) Francis Holohan, G 1952 (SEC) Bob Johnson, C 1966, 67 (AA, SEC) Dale Jones, DE 1985, 86 (SEC)
24		50	Mike Lucci, LB 1961 (SEC) Jesse Mahelona, DT, 2004 (AA, SEC)
25		51	Robert Shaw, C 1977, 78 (SEC) Chuck Smith, DE 1991 (SEC)
26		52	Steve Kiner, LB 1968, 69 (AA, SEC) Jamie Rotella, LB 1972 (AA, SEC) Ron McCartney, DE 1975 (SEC)
		53	Ray Nettles, LB 1971 (SEC) Todd Kelly, DE 1992 (SEC) Darwin Walker, DT 1998, 99 (SEC)

59	Mark Hovanic, DT 1987 (SEC)	78	Tim Irwin, T 1980 (SEC)
	Mike Stowell, G 1992 (SEC)		Antone Davis, T 1989, 90 (SEC)
60	Bill Pearman, T 1951 (AA, SEC)		1990 (AA)
	Jim Noonan, MG 1980 (SEC)	79	Joe Schaffer, T 1959 (SEC)
61	Number retired in honor of Willis Tucker		Frank Yanosky, DT 1969 (SEC)
62	Number Retired in Honor of Clyde Fuson		Eric Still, G 1988, 89 (SEC)
		80	1989 (AA)
63	Bob Bobelstein, G 1944, 45 (SEC)	81	
	1944 (AA)	82	Ken DeLong, TE 1968, 69 (SEC)
64	James Rike, C 1939 (SEC)	83	Mark Adams, TE 1991 (SEC)
	Jack Reynolds, LB 1969 (AA, SEC)	84	Norman Meseroll T, 1948 (SEC)
	Bill Emendorfer, G 1972 (SEC)		Austin Denney, TE 1966 (AA, SEC)
	Scott Wells, C, 2003 (SEC)	85	Johnny Mills, WR 1966 (SEC)
65	Steve DeLong, MG 1963, 64 (AA, SEC)		Reggie Harper, TE 1979 (SEC)
	Charles Rosenfelder, G 1967, 68 (SEC) 1968 (AA)	86	Andy Kozar, FB 1952 (SEC)
66	Bill Johnson, G 1957 (AA, SEC)		Buddy Cruze, E 1956 (SEC, AA)
	Jason Layman, T 1993, 95 (SEC)		Terry McDaniel, DB 1987 (SEC)
67	Ted Daffer, G 1950, 51 (AA, SEC)	87	Darryl Hardy, LB 1991 (SEC)
	John Wagster, DT 1972 (SEC)	88	Bobby Frazier, DE 1965 (SEC)
	Mickey Marvin, G 1974, 75, 76 (SEC)		Tim McGee, WR 1985 (AA, SEC)
	Bill Mayo, G 1983, 84 (SEC) 1984 (AA)	89	Larry Seivers, WR 1975, 76 (AA, SEC)
	Kevin Mays, G 1994 (SEC)	90	Marion Hobby, DE 1989 (SEC)
	Chad Clifton, T 1998 (SEC)		Will Overstreet, DE, 2000, 01 (SEC)
68	Bruce Wilkerson, T 1985, 86 (SEC)	91	Turk McBride, DT 2006 (SEC)
69			Number retired in honor of Doug Atkins
70	Trey Teague, C 1997 (SEC)		Doug Atkins, DT 1951, 52 (SEC)
	Fred Weary, OG 2001 (SEC)		1952 (AA)
71	Darris McCord, DT 1954 (AA)		Jonathan Brown, DE 1997 (SEC)
72	George Cafego, TB 1938, 39 (AA, SEC)		Robert Ayers, DE, (SEC)
73	Lee North, C 1980, 81 (SEC)	92	Number retired in honor of Reggie White
	Will Offenheule, OT 2002 (SEC)		Reggie White, DT 1983 (AA, SEC)
74	Jeff Smith, G 1994, 95 (SEC)		Carlos Reveiz, PK 1985 (SEC)
75	John Boynton, T 1967 (SEC)	93	Chris Mims, DE 1991 (SEC)
	Anthony Parker, OG 2007 (SEC)		Shaun Ellis, DE 1999 (SEC)
76	John Gordy, T 1956 (SEC)	94	
	Harry Galbreath, G 1987 (AA, SEC)	95	
	Arron Sears, T 2005, 06 (SEC) 2006 (AA)	96	
		97	
77	Bob Foxx, HB 1939, 40 (SEC) 1940 (AA)	98	John Henderson, DT 2000, 01 (AA, SEC)
	Buster Stephens, RB 1944 (SEC)	99	
	Michael Munoz, OT, 2004 (AA, SEC)		

Dietzen, Walter N., HB, 1919, 20, 21, South Pittsburg
 Dilemme, Bill, RB, 1991, Longwood, Fla.
 Dinges, D.C., LG, 1907
 Dingus, Vic, DE, 1967, 68, 69, Kingsport
 Diogu, Eric, TE, 1996, 97, 98, Garland, Texas
 Disney, Theodore E. (Ty), HB, 1929, 30, 31, Greenville
 Disspayne, Elmer, E, 1939, Nashville
 Ditmore, Frank M., E, 1934, 35, Etowah
 Ditmore, J.M., RT, 1958, Clarksville
 Doak, Alf, T, 1920, Tusculum
 Dobelstein, Bob, G, 1942, 44 (Capt.) 45, Bridgeport, Conn.
 Dobelstein, Russ, LT, 1944, 45, 46, Bridgeport, Conn.
 Dockery, Rex, LT, 1963, Cleveland
 Dodd, Robert Lee (Bobby), QB, 1928, 29, 30, Kingsport
 Dodson, Richard B., FB, 1925, 26, 27
 Donahue, Ken, T, 1949, 50, Corryton
 Donaldson, R.C., C, 1896
 Donaldson, W.J., LE, 1906
 Donelson, A.J. Jr., LHB, 1911, 12
 Doolin, Phil, DE, 1973, Rome, Ga.
 Dorsey, Albert, HB, 1965, 67, Tampa, Fla.
 Dorsey, Richard T., B, 1932, 33, 34, Memphis
 Dotson, Dewayne, DE, 1989, 90, Hendersonville
 Dougherty, Joe Q., T, 1933, 35, 36, Gate City, Va.
 Dougherty, Nathan W., RT, 1906, 07, 08, 09 (Capt.), Powell Station

Douglas, A.H., LHB, 1901, 02
 Douglas, Cody, OT, 2002, 03, 04, 05 (Capt.), La Marque, Texas
 Douglas, David, OT, 1984, 85, Spring City
 Douglas, Steve, DT, 1983, 84, Spring City
 Downey, Pat, BB, 1962, 63, Montgomery, Ala.
 Drost, Ray, G, 1942, 46, 47, Scranton, Pa.
 Drummond, Keith, E, 1954, 55, Mt. Pleasant, Texas
 Drummonds, Ronnie, DE, 1968, 69, 70, Knoxville
 Dudley, Bubba, QB, 1969, Nashville
 Duff, Bill, DT, 1994, 95, 96, 97, Delran, N.J.
 Dumont, Guillaume, OG, 2003 (Service), St. Hubert, Quebec
 Duncan, Alan, PK, 1978, 79, 80, Norris
 Duncan, Clark, DB, 1977, 78, 80, Erwin
 Duncan, Clyde, WR, 1981, 82, 83, Oxen Hill, Md.
 Duncan, Edwin Cheek, HB, 1936, 37, 38, Decaturville
 Dunkin, Jim, OLB, 1983, 84, Bakersfield, Calif.
 Dutton, Cliff, WR, 1992, Sykesville, Mo.
 Duvall, Jim, TE, 1975, 76, 77, Tullahoma

E
 Earl, Richard, OT, 1970, 71, 72, Petersburg, Va.
 Eblen, R. Hooper, B, 1935
 Edmiston, Don (Speedy), T, 1939, 40, 41, Midland, Fla.

Edmonds, Derrick, DB, 1996, 97, 98, 99, Tampa, Fla.
 Edmonds, H.M., RHB, 1896, 97, 1900, York, Ala.
 Edmonds, Oscar 1944, Knoxville
 Edwards, Anthony, DE, 1969, 70, 71, Kingsport
 Edwards, Skip, DB, 1964, 66, Ocala, Fla.
 Eichholtz, Bill, WR, 1984, Knoxville
 Eldred, Ralph E., E, 1936, 37, 38
 Elkas, Ray, LG, 1948, 49, Pawtucket, R.I.
 Elkins, L.E., Sub., 1910
 Elliott, Frank S., T, 1925, 27
 Ellis, Carl, T, 1963, 64, Mulberry, Fla.
 Ellis, Dick, T, 1967, Tullahoma
 Ellis, J.B., G, 1931, 32, 33, Halls
 Ellis, Shaun, DE, 1997, 98, 99, Anderson, S.C.
 Ellspermann, Steve, C, 1966 (Service), Ocala, Fla.
 Elmore, James W., HB, 1925, 26, 27, Knoxville
 Elmore, Kent, P, 1988, 89, Apopka, Fla.
 Emanuel, Frank, LB, 1963, 64, 65, Newport News, Va.
 Emby, Jim, LB, 1974, Louisville, Ky.
 Emendorfer, Bill, OG, 1970, 71, 72, Cleveland
 Emert, Justin, OT, 1998 (Service), Rockford
 Emery, John, DE, 1993, 94, Norco, La.
 Emmons, Bobby, RB, 1976, 77, 78, Fayetteville
 Emory, Bill, LHB, 1915, 16
 Emory, David, BB, 1957, Knoxville
 England, Lee, WR, 1987, 88, 89, Gallatin
 Ensley, Jerry, WB, 1960, 61, 62, Chandler, N.C.
 Epperson, Harry G., B, 1935, 36
 Epps, Cortney, WR, 1994, Dallas, Texas
 Epstein, Adam, PK, 1988, East Amherst, N.Y.
 Epstein, Jason, KS, 1992 (Service), East Amherst, N.Y.
 Ernsberger, Dick, FB, 1949, 50, 51, Mansfield, Ohio
 Etter, Gene, TB, 1958, 59, 60, Chattanooga
 Evans, Art, DB, 2008, Kakeland, Fla.
 Evans, Joe, QB, 1919, 20
 Evey, Dick, RT, 1961, 62, 63, Springfield, Ohio

F
 Fagan, Jomo, WR, 2002, 03, 04, Plantation, Fla.
 Fair, Dale, FB, 1974, Elizabethton
 Fair, Terry, DB, 1994, 95, 96, 97, Phoenix, Ariz.
 Faircloth, Mallon, TB, 1961, 62, 63, Cordele, Ga.
 Fairfield, C.D., Sub., 1897, Oak Grove
 Falco, Joe, DT, 1963, 64, Bridgeport, Conn.
 Farmer, Joel, C, 1983, 84, 85, Knoxville
 Farrar, Scot, OT, 1976, 77, Manchester
 Faulkner, Craig, WR, 1990, 91, 92, 93 (Capt.), Richmond, Ky.
 Faust, Hugh D., QB, 1930, Knoxville
 Fayton, C.J., WR, 2002, 03, 04, 05, Virginia Beach, Va.
 Feathers, Beattie, B, 1931, 32, 33, Bristol, Va.
 Fellows, Roshau, DB, 2004, 05, Warren, Ark.
 Felty, Gene, C, 1949, 50, Bristol
 Fender, M.W., FB, 1912
 Ferris, Charles E., RT, 1892
 Fielden, Alan, RE, 47, 48, 49, Knoxville
 Fields, Brad, DT, 1979 (Service), Ashland City
 Fields, Earnest, LB, 1988, 89, 90, 91 (Capt.), Milan
 Filson, Dave, LB, 1968, 69, Nashville
 Finch, Kelsey, RB, 1976, 77, 78, Sheffield, Ala.
 Finlayson, Jake, TE, 2002, 03, 05, Selmer
 Finlayson, John, TE, 1998, 99, 00, 01 Selmer
 Finney, James I., C, 1928, 29
 Fisher, Armandos, LB, 1993, East St. Louis, Ill.
 Fisher, Bob, T, 1951, 52, 53, Cleveland, Ohio
 Fisher, Buddy, RE, 1961, 62, 63 (Capt.), Maxwell, Va.
 Fisher, James C., RT, 1892, 93
 Fisher, Jody, C, 1941, 42, Bluefield, W. Va.
 Fisher, John, C, 1988, 89, 90, 91 (Capt.), Milan

Fisher, Lavoisier, ILB, 1982, 83, 84, 85, Nashville
 Fisher, Tom, LB, 1964, 65, Brooksville, Fla.
 Fisher, Walter, DE, 2006, 07, 08, Nashville
 Fitzpatrick, Tim, WR, 1973, 74, 75, Doraville, Ga.
 Fitzgerald, Jeremy, RB, 1997, Dayton
 Fitzgerald, Maurice (Buck), DB, 1998, 99, 00, 01, Nashville
 Fleming, Cory, WR, 1990, 91, 92, 93 (Capt.), Nashville
 Fleming, Troy, FB, 2000, 01, 02, 03, Franklin
 Fletcher, Mark, DB, 1988, 89, 90, 91, Cincinnati, Ohio
 Flora, Charles, E, 1949, 50, Danville, Va.
 Flowers, George, HB, 1924, Covington
 Flowers, Richmond, WB, 1966, 67, 68, Montgomery, Ala.
 Foley, Kevin, RB, 1996, Gatlinburg
 Folsom, Derrick, LB, 1989, Valdosta, Ga.
 FONDE, C.H., RHB, 1910, 11, 12 (Capt.)
 Ford, Chester, RB, 1994, 95, 96, Danville, Ky.
 Ford, Glenn, RB, 1979, 80, Greensboro, N.C.
 Foster, Arian, RB, 2005, 06, 07, 08, San Diego, Calif.
 Foster, Clifton, DB, 1983 (Service), Alexandria, Va.
 Foster, Ramon, G, 2005, 06, 07, 08 (Capt.), Henning
 Fowler, W. S. (Monk), WB, 1947, Phillips, Texas
 Fox, D.N., LT, 1904, Knoxville
 Fox, R.E., LHB, 1904, Knoxville
 Foxall, Joe, LG, 1960, 61, 62, Nashville
 Foxx, Bob, HB, 1938, 39, 40, Knoxville
 Foxx, Frank, RB, 1976, 77, 78, Knoxville
 Francis, Hugh, HB, 1919
 Francis, J.H., Sub., 1910
 Francis, Jeff, QB, 1985, 86, 87, 88, Mt. Prospect, Ill.
 Francis, John, T, 1941, 46, 47, Knoxville
 Frank, Milton, G, 1931, 32, 33, Nashville
 Franklin, Aubrayo, DT, 2001, 02, Johnson City
 Franklin, Coy, RG, 1958, Madisonville
 Franklin, John, T, 1930, 31, 32, Covington
 Franklin, L.D. 1908, 09
 Franklin, Mack, E, 1951, 52, 53 (Capt.), Madisonville
 Franklin, Robbie, OG, 1964, 65, 66, Knoxville
 Frazier, Bobby, DE, 1963, 64, 65, Bartow, Fla.
 Frazier, Savion, LB, 2007, 08, Woodbridge, Va.
 Freeman, Brent, DB, 2008 (Service), Suwanee, Ga.
 Freeman, Dewayne, WR, 1992, Hagerstown, Md.
 French, F.D., RG, 1900, Maryville
 Frere, Rob, DT, 1970, 71, 72, Annandale, Va.
 Frere, Ron, OT, 1972 (Service), Annandale, Va.
 Frogg, Michael, C, 2006, 07, Kingston
 Frogg, Sammy, P, 2000, Kingston
 Frost, Ken, LT, 1959, 60, Brentwood
 Frost, Tim, DB, 1992, Scottdale, Ga.
 Fuhler, Tom, DT, 1990, 91, Crystal Lake, Ill.
 Fuller, Ben F., G, 1927, 28, 29, Dyersburg
 Fuller, C.J., QB, 1902, 03, Memphis
 Fulmer, Phillip, OG, 1969, 70, 71, Winchester
 Fulton, Charles, TB, 1965, 66, 67, Memphis
 Fulton, Robert W., T, 1935, 36
 Furnas, Doug, RB, 1981, 82, Commerce, Okla.
 Furnas, Mike, OG, 1982, 83, Commerce, Okla.
 Fusco, Ryan, PK (Service) 2005, Memphis
 Fuson, Clyde (Ig), FB, 1942, Middlesboro, Ky.

G
 Gaffney, James T., HB, 1941, 42, Cumberland, Md.
 Gaines, Antonio, DB, 2004, 05, 06, 08, Covington
 Gaines, Cory, DB, 1995, 96, 97, Baton Rouge, La.
 Gaines, Greg, DB, 1978, 80, Nashville
 Gaines, Teddy, DB, 1998, 99, 00, 01, Kingsport

Gaither, Omar, LB, 2002, 03, 04, 05, Charlotte, N.C.

Galbreath, Harry, OG, 1984, 85, 86, 87 (Capt.), Clarksville

Galliffa, Art, QB, 1964, 66, Donora, Pa.

Gallagher, Joe, OG, 1973, 74, 75, 76, Chester, Pa.

Galyon, Scott, LB, 1992, 93, 94, 95 (Capt.), Seymour

Gamble, A.M., RG, 1899

Gamble, R.M., E/QB, 1901, 02

Gammage, Elliott, OT, 1965, 66, 67, Cedartown Ga.

Gandy, Richie, OT, 2004, 05, Darlington, S.C.

Gann, Gene, BB, 1960, 61, Tuscaloosa, Ala.

Garmon, Bob, P, 1985, 86, 87, Birmingham, Ala.

Garner, Charlie, RB, 1992, 93, Falls Church, Va.

Garner, Hugh, WB, 1952, 53, 54, LaFollette

Gault, Willie, WR, 1979, 80, 81, 82, Griffin, Ga.

Gauze, J.W., C, 1911

Gayles, Mike, FB, 1974, 75, 76, Cincinnati, Ohio

Gaylor, Jim, PK, 1975, 76, 77, Nashville

Gearing, Paul, LT, 1946, 47, 48, 49, Manongahela, Pa.

Gebhardt, W.T., RT, 1892

Geisler, J.V., RE, 1911, 12

Gentry, Mack, DT, 1964, 65, 66, Knoxville

Gerardi, Greg, OT, 1990, Irvine, Calif.

Getteys, P.W., RHB, 1902

Gettys, R.E., HB, 1899

Gibson, Brent, C, 1993, 94, 95, 96, Canton, N.C.

Giddens, Clarence E., C, 1934, 35

Gillem, Adam, DE, 2007 (Service), Knoxville

Gillespie, Charles, OT, 1979, 82, Spring City

Gilliam, Jim, DS, 1991, Gallatin

Glascott, Bob, FB, 1956, Philadelphia, Pa.

Glass, Glenn, TB, 1959, 60, 61, Clewiston, Fla.

Gleaves, Bob, BB, 1956, Shelbyville

Glover, Jimmy, MM, 1965, 66, 67, Lafayette

Godzak, Ed, WB, 1952, Webster, Pa.

Gold, Bill, FB, 1941, 42, 46, Brockton, Mass.

Golden, Tad, DB, 1998, 99, 00, 01, Lithonia, Ga.

Gonce, J.W., G, 1903

Gooch, Mike, OT, 1965, 67, 68, Florence, Ala.

Gooden, Bernard, OG, 1999, 00, Bradenton, Fla.

Goodin, Chad, C, 1989, Englewood

Goodin, Matt, DT, 1998 Englewood

Goodrich, Dwayne, DB, 1996, 97, 98, 99, (Capt.) Oak Lawn, Ill.

Goodrich, Guinn B., G, 1932, 33, Nashville

Gordon, Bobby, TB, 1955, 56, 57, Pulaski

Gordon, Milton, ILB, 1986, Jacksonville, Fla.

Gordon, Rodney, OT, 1990, 91, 92, Toledo, Ohio

Gordy, John, T, 1954, 55, 56 (Capt.), Nashville

Gowdy, Jerry, LE, 1962, 63, North Charleston, S.C.

Graddy, Sam, WR, 1985, 86, Atlanta, Ga.

Graham, Bobby, WR, 1999, 00, 01, Statesville, N.C.

Graham, Conrad, DB, 1970, 71, 72, Winston-Salem, N.C.

Graham, J.H., LG, 1910

Graham, Jay, RB, 1993, 94, 95, 96 (Capt.), Concord, N.C.

Graham, Joe, OG, 1964, 67, Fayetteville

Grant, Deon, DB, 1997, 98, 99, Augusta, Ga.

Grant, Jason, DE, 1997 (Service), Brentwood

Grant, Stan, DB, 1976, Boise, Idaho

Granzow, Judd, LB, 1998, 99, Granada Hills, Calif.

Gratz, Bobby, OG, 1963, 64, 65, Morristown

Graves, Samuel Ray, C, 1940, 41 (Capt.), Knoxville

Gravitt, Mitchell, TE, 1973, Hixson

Gray, Glenn, RE, 1963, 64, 65, Augusta, Ga.

Green, Louis A., RT, 1926, Gallatin

Green, T.B., LG, 1900, 01, 02, 03 (Capt.)

Green, Ron, DT, 1995, 96, 97, 98, Severna Park, Md.

Greene, Ben, DB, 2004, 05, 06, Jonesboro, Ga.

Greenwood, B. J., Sub., 1912

Greer, Jabari, DB, 2000, 01, 02, 03, Jackson

Greer, R.A., HB, 1899

Gregory, Kevin, DS, 1997, 98, 99, Union, S.C.

Griesbach, Bob, LB, 1952, Portsmouth, Va.

Griffin, Gerald, DB, 1996, 97, 98, 99, Murfreesboro

Griffith, Dave, LHB, 1952, 53, Oak Ridge

Grim, Joe, RE, 1901, 02, 03

Grim, W.H., E, 1904

Grimes, Bill, WR, 2006 (Service), Douglasville, Ga.

Grizzard, Kenneth, C., 1921, 22, Clarksville

Grubb, Jim, WB, 1956, 57, Oak Ridge

Grubb, Wayne, RG, 1958, 59, 60, Athens

Gruble, John, E, 1947, 48, 49, 50, Mt. Airy, N.C.

Gudalis, Bill, C, 1958, Sykesville, Pa.

Gudger, V.L., LHB, 1902, 03, Asheville, N.C.

Gunn, Carlton, LB, 1979, Tampa, Fla.

Gunther, J.A., LG, 1906

Gurdak, Matt, WR, 2002 (service), Buckhannon, W. Va.

Gust, Ron, E, 1952, 53, 54, North Tonawanda, N.Y.

H

Hackman, J.S., LHB, (Buddy) 1928, 29, 30, Nashville

Hagy, Everett, Sub., 1896

Hahn, Jimmy C., MG, 1966, 67, (service 1968), Gainesville, Fla.

Hahn, Jimmy R., QB, 1949, 50, 51, Newport News, Va.

Hair, Sammy, DE, 1972, 73, 74, Dalton, Ga.

Hale, Jerronne, WR, 2002 (service), Morristown

Hale, Troy, WR, 1985, DeSoto, Texas

Hall, Jason, DT/DE, 2002, 03, 04, 05, Marietta, Ga.

Hall, Jeff, PK, 1995, 96, 97, 98 (Capt.), Winchester

Hambaugh, P.C., LT, 1915, 16, Clarksville

Hamilton, H.T., RG, 1900

Hamilton, Mercedes, OG, 1995, 96, 97, 98 (Capt.), Waynesboro, Ga.

Hammond, Bill, RT, 1962, 63, Kingsport

Hampton, Anthony, LB, 1994, 95, 97, Englewood, N.J.

Hancock, Anthony, WR, 1978, 79, 80, 81, Cleveland, Ohio

Hancock, Quintin, WR, 2007, 08, St. Augustine, Fla.

Hand, Omari, DE, 1999, 00, 01, 02 (Capt.), Tallahassee, Fla.

Hannah, Carl, LE, 1956, Lafayette, Ga.

Hannon, Chris, WR, 2002, 03, 04, 05, Sarasota, Fla.

Haralson, Parys, DE, 2002, 03, 04 (Capt.), 05 (Capt.), Flora, Miss.

Hardegree, Bo, QB, 2006 (Service), Jackson

Hardesty, Montario, TB, 2006, 07, 08 (Capt.), New Bern, N.C.

Hardy, Darryl, LB, 1988, 89, 90, 91, Cincinnati, Ohio

Haren, Kyle, LB, 1991, Chattanooga

Hargiss, Joseph E., RG, 1893

Harkleroad, Clay, OG, 1964, Kingsport

Harkleroad, Rod, C, 1966 (Service), Knoxville

Harkness, W.S. (Bill), QB, 1923, 24, 25, 26 (Capt.), Jellico

Harp, Thomas (Red), B, 1935, 36, 37, Pineville, Ky.

Harper, Alvin, WR, 1987, 88, 89, 90, Frostproof, Fla.

Harper, Daryl, WR, 1980, 81, Memphis

Harper, Reggie, TE, 1977, 78, 79, 80, Hartsville

Harrell, Justin, DT, 2003, 04, 05, 06 (Capt.), Martin

Harris, Chris, DB, 1993 (Service), Maryville

Harrison, Jim, QB, 1979 (Service), Lakeland, Fla.

Hartman, Kip, WR, 2003 (Service), Mt. Pleasant, Mich.

Haslam, Jim, T, 1950, 51, 52 (Capt.), St. Petersburg, Fla.

Hatcher, Adolphus H. (Buck), T, 1915, 16, 19, 20 (Capt.)

Hatcher, Bill, HB, 1923, Fayetteville

Hatcher, O.C., FB, 1916

Hatley, Ralph L., G, 1932, 33, 34 (Capt.), Jackson

Hawkins, David, LB, 1983 (Service), Knoxville

Hayden, Aaron, RB, 1991, 92, 93, 94, Detroit, Mich.

Hayden, Jerrod, LB, 1997, Louisville, Ky.

Hayes, Joe Black, G, 1935, 36, 37 (Capt.), Murfreesboro

Hayley, Samuel B., T, 1911, 12, 13 (Capt.), Jackson

Haynes, Samuel H., LE, 1893

Haynesworth, Albert, DT, 1999, 00, 01, Hartsville, S.C.

Hays, Robert L., C, 1891

Hayworth, Tracy, DE, 1986, 87, 88, 89, Decherd

Heard, Scott 1984, C, (Service), Athens

Heath, Chris, DB, 2002, 03, Hattiesburg, Miss.

Heath, Ricky, DB, 1973, Atlanta, Ga.

Hefney, Jonathan, DB, 2004, 05, 06, 07, Rock Hill, S.C.

Helton, L.T., C, 1960, 62, Morristown

Helton, Todd, QB, 1993, 94, Knoxville

Henderson, John C., H/P, 2003, 04, Germantown

Henderson, John N., DT, 1999, 00, 01 (Capt.) Nashville

Henderson, Joseph Ray (Possum), G, 1916, 19, Knoxville

Henderson, Sam, RB, 1982, 83, 85, South Bend, Ind.

Hendricks, Gerald S., E, 1936, 37, 38

Hendrix, Tim, TE, 1983, 84, 85, 86, DeSoto, Texas

Henry, Duan, ILB, 1982, Newport

Henry, Travis, RB, 1997, 98, 99, 00, Frostproof, Fla.

Hensley, Tom, T, 1952, 53, Knoxville

Henson, Tavio, DB, 1989, 90, 91, 92, Severn, Md.

Henton, Sterling, QB, 1987, 89, 90, Passiac, N.J.

Herndon, L. Houston, E, 1927, 28, 29, Lexington

Herrera, Anthony, OG, 2000, 01, 02, 03, Naples, Fla.

Herring, Melvin G., HB, 1936, 37

Herrmann, Gary, T, 1951, Davenport, Iowa

Herzbrun, Lon, RG, 1955, 56, 57, Washington, D.C.

Heydrick, Paul D., HB, 1929, Charleston, W.Va.

Hibbard, Bob, WB, 1954, 55, 56, Midland, Pa.

Hibbett, Johnny, OG, 1983, 84, 85, 86, Mt. Juliet

Hickman, Herman, RG, 1929, 30, 31, Johnson City

Hicks, Bob, C, 1947, Hazelton, Pa.

Hidinger, Lee, LB, 1973, 74, 75, Memphis

Higginbotham, Roger, DT, 1974, Oak Ridge

Hightower, Chris, PK, 2000 (Service), Weaverville, N.C.

Hill, Claude, FB, 1946, 47, 48, Nashville

Hill, Gaylon, OG, 1970, 71, 72, Brownsville

Hill, Jimmy, QB, 1948, 49, 50, Maryville

hILL, RYAN, fb, 2008 (SERVICE), Kingsport

Hillman, Bill, WB, 1942, 46, Kane, Pa.

Hines, Tyrone, LB, 1994, 95, 96, Brownsville

Hite-Smith, Van O., LG, 1896

Hobby, Marion, DE, 1986, 87, 88, 89 (Capt.), Irondale, Ala.

Hodge, Bonnie, HB, 1937

Hogue, Chris, PK/P, 1996, 97, Memphis

Holbert, David, FB, 2004, 05, 06, 08 (Service), Nashville

Holland, Mark, C, 1992, 93, 94, Sale Creek

Hollopeter, C. E., HB, 1899, 1900, 01 (Capt.)

Holloway, Condredge, QB, 1972, 73, 74 (Capt.), Hunsville, Ala.

Holloway, Jerry, OT, 1967, 68, Memphis

Holohan, Francis, G, 1950, 51, 52, Niagara Falls, N.Y.

Holsclaw, Claude B, 1944, Elizabethton

Holt, Laird, E, 1929, 30, 31, Franklin

Holt, Ricky, OLB, 1981, 82, 83, Tifton, Ga.

Holt, Robert (Tarzan), FB, 1920, 21, 22, 23 (Capt.)

Honea, Ken, BB, 1961, 62, 63, Chattanooga

Hood, Merlyn, WR, 1970, 71, East Moline, Ill.

Hooser, P. Hobart (Hobe), G, 1927

Horn, David, TE, 1992, 93, 94, 95, Jonesboro, Ga.

Horne, Kevin, DB, 1998 (Service), Tucker, Ga.

Horner, Amos J., FB, 1927, 28

Hough, Joe, QB/DB, 1976, 77, Oklahoma City, Okla.

Houston, Cedric, TB, 2001, 02, 03, 04, Clarendon, Ark.

Houston, Josh, WR, 2000, Kingston

Hovanick, Mark, DT, 1985, 86, 87, Yorktown, Va.

Howard, Anthony, DT, 1985, 86, Berkeley, Calif.

Howard, Chip, WR, 1971, 72, 73, Knoxville

Howard, Ermel, RG, 1946, 47, 48, Matawan, W.Va.

Howard, Joey, DT, 1986, 87, Springfield, Ohio

Howard, William, RB, 1984, 85, 86, 87, Lima, Ohio

Howe, Bubba, C, 1954, 55, 56, Memphis

Howell, Frank, DT, 1970, 71, Columbia

Hubbard, Bill, G, 1953, 54, Lynchburg, Va.

Hubbard, Hal, QB, 1951, 52, 53, Lynchburg, Va.

Hubbell, Franklin S. (Bud), E, 1941, 42, 46, Bridgeport, Conn.

Hubbell, Webster E., T, 1941, Bridgeport, Conn.

Hubbuck, Carl, G, 1937

Huddleston, Ben, E, 1946, 47, Chattanooga

Hudson, John Bill, LE, 1960, 61, 62, Jefferson City

Hueser, Vernon, C, 1946, 47, 48, Marcus, Iowa

Huff, Avery, TE, 1980, New Market

Huffman, Dick, T, 1942, 46, Charleston, W.Va.

Hug, Paul N., E, 1928, 29, 30, Kingsport

Humphreys, Cecil C. (Sonny), E, 1933, 34, 35, Paris

Hundley, Elmo E. T, 1927

Huneycutt, Ralph, C, 1947, 48, 49, Appalachia, Va.

Hunt, Brian, MG, 1985, 86, 87, DeSoto, Texas

Hunt, George, KS, 1969, 70, 71, Clearwater, Fla.

Hunter, George L., E, 1936, 37, 38, Somerset, Ky.

Hurley, Leonard F., T, 1920, 21, 22

Hurst, Bill, P, 1998 (Service), Brentwood

Husband, Tom, C, 1958, 60, Nashville

Hust, Al, E, 1940, 41, 42 (Capt.), Cleveland, Ohio

Hust, Emil R., E, 1939, 41, Cleveland, Ohio

Hutchinson, Byron, T, 1942, St. Petersburg, Fla.

Hutton, Tom, P, 1991, 92, 93, 94, Memphis

Hyde, Jerry, RHB, 1951, 52, 53, Fort Wayne, Ind.

I

Ijams, Howard A., QB, 1891, 92, 93 (Capt.)

Inglett, Paul, LG, 1959, 60, Augusta, Ga.

Ingram, Brian, DE, 1977, 78, 79, Memphis

Ingram, Mark, C, 1995, 96, Sneads Ferry, N.C.

Ingram, Phil, WR, 1978, 79, Nashville

Ingram, Reggie, LB, 1990, 91, 92, 93, Memphis

Irwin, Tim, OT, 1978, 79, 80, Knoxville

Ishii, Dusty, DB, 2003, Huntington Beach, Calif.

J

Jackson, Bernard, DE, 1998, 99, 00, 01, Louisville, Ky.
 Jackson, Howard, RT, 1956, 57, 58, Kingston
 Jackson, Leonard, MG, 1980, 81, Macon, Ga.
 Jakobik, Jack, DB, 1991, 92, Nashville
 James, Andre, LB, 1998, 99, 00, 01, Harmony, N.C.
 James, David, OG, 1980, 81, 82, Cincinnati, Ohio
 James, Roland, DB, 1976, 77, 78, 79 (Capt.), Jamestown, Ohio
 Janes, Palmer, E, 1919, 20, 21, Memphis
 Jared, W. Bennett, LHB, 1915
 Jarnagin, F. W., C, 1899, 1900, 01, Jefferson City
 Jarvis, Ron, FB, 1965, 66, 67, Rochester, N.Y.
 Jasper, Bill, C, 1949, 50, 51, Somerset, Ky.
 Jeffers, Lemont Holt, DE, 1978, 79, 80, 81 (Capt.), Hampton, Va.
 Jeffries, Danny, DB, 1970, 71, 72, Dyersburg
 Jellicorse, Reggie, C, 1964, 65, Morristown
 Jenkins, Danny, DT, 1975, 76, 77 (Capt.), Elizabethton
 Jenkins, DeRon, DB, 1992, 93, 94, 95, St. Louis, Mo.
 Jenkins, Lee, DB, 1980, 81, 82, Atlanta, Ga.
 Jernigan, Tom, DB, 1967, 68, Union City
 Jester, Mike, OG, 1978, 79, Cincinnati, Ohio
 Jester Nick, LB, 1992, 93, 94, 96, Delray Beach, Fla.
 Johnson, Austin, FB, 2008, Hickory, N.C.
 Johnson, Bill, RG, 1955, 56, 57 (Capt.), Sparta
 Johnson, Bob, C, 1965, 66, 67 (Capt.), Cleveland
 Johnson, Brandon, DB, 2003, Tulsa, Okla.
 Johnson, Carl, DE, 1970, 71, 72, Palatka, Fla.
 Johnson, David, DT, 1987, 88, Dayton
 Johnson, Frank, LE, 1905
 Johnson, Greg, LB, 1993, 94, 95, 96, Nashville
 Johnson, Harold, QB, 1948, 49, 50, Jackson
 Johnson, Howard, T, 1926, 27, 28 (Capt.), Knoxville
 Johnson, Inquoris, DB, 2004, 05, 06, Atlanta, Ga.
 Johnson, L.B. (Farmer), T, 1926, 27, 28, Jackson
 Johnson, Marsalous, DB, 2006, 07, 08, Smyrna
 Johnson, Neil, TE, 1998, 99, Nashville
 Johnson, Paul, C, 1973, 74, 75, Cleveland
 Johnson, Ramone, OT, 2008, Chicago, Ill.
 Johnson, Shawn, LB, 1996, 97, Louisville, Ky.
 Johnson, Steve, DB, 1994, 95, 97, 98, Powder Springs, Ga.
 Johnson, Steven, P, 1993 (Service), Knoxville
 Johnson, Tom, T, 1963, Stillwater, Okla.
 Johnson, Tom D., C, 1970, 71, 72, Cleveland
 Johnson, W.C., E, 1906, 07, 08, 09, 10 (Capt.), Memphis
 Johnston, James G., T, 1928, 29, Knoxville
 Jolley, Jack, C, 1979, 80, Simpsonville, S.C.
 Jones, Dale, OLB, 1983, 84, 85, 86 (Capt.), Cleveland
 Jones, Eli, WR, 2001 (Service), Salem, Mo.
 Jones, Frank D., G, 1926, Morristown
 Jones, Gerald, WR, 2007, 08, Oklahoma City, Okla.
 Jones, Greg, LB, 1974, 75, 76, 77 (Capt.), Bristol
 Jones, Greg R., DT, 2002, 03, Jonesboro, Ark.
 Jones, Johnnie, RB, 1982, 83, 84 (Capt.), Mumfords
 Jones, Kendrick, WR, 1991, 92, 93, 94, Collierville
 Jones, Kenny, TE, 1978, 79, 81, 82, Nashville
 Jones, Marc, RB, 1989, 90, Syracuse, N.Y.
 Jones, Mark, WR/DB, 2000, 01, 02, 03, Wallingford, Pa.
 Jones, Mike E., MM, 1967, 68, 69, Nashville
 Jones, Mike S., T, 1971, Kingsport
 Jones, Montrell, WR, 2001, 02, Louisville, Ky.
 Jones, Phillip E., G, 1923, 24, Knoxville

Jones, Sam W., E, 1923, 24, 26, Nashville
 Jones, Steven, OT, 2007, Brentwood
 Jones, Wilbert, DB, 1978, 79, 80, Brownsville,
 Jordan, Dick, E, 1942, 46, McCall Creek, Miss.
 Julian, Jason, WR/S, 1988, 89, 90, 91, Knoxville
 Jumper, Tommy, G, 1950, Chattanooga

K

Karl, Ryan, LB, 2004, 05, 06, 07, Franklin
 Kasela, Vince, E, 1949, 50, 51, Brockton, Mass.
 Keener, Samuel, RHB, 1906
 Keever, Wade, B, 1934, Johnson City
 Kefauver, Estes, G, 1922, 23, Madisonville
 Kell, Chip, OG, 1968, 69, 70, Decatur, Ga.
 Keller, John, OG, 1968, 69, 70, Bristol
 Kelley, Mike, OLB, 1986, 87, 88, Chattanooga
 Kelly, Andy, QB, 1988, 89, 90, 91, Dayton
 Kelly, Farmer, RT, 1911, 12, 13, 14 (Capt.)
 Kelly, Todd, DE, 1989, 90, 91, 92 (Capt.), Hampton, Va.
 Kelly, Van W., C, 1936, 37
 Kemp, Austin, LB, 1997, 98, Brentwood
 Kemp, C.M., LG, 1915
 Kemp, Ricardo, DB, 2006, 07, Warren, Ark.
 Kendrick, Edward, DT, 1999, 00, 02, Macon, Ga.
 Kennedy, Edwin M., LE, 1919, Knoxville
 Kent, Jermaine, WR, 2001 (Service), Huntsville, Ala.
 Kent, Joey, WR, 1993, 94, 95, 96, Huntsville, Ala.
 Kern, R.A., RG, 1905
 Kerney, Neal, RB, 1994 (Service), Kingsport
 Kerr, Andy, PK, 2003 (Service), Maryville
 Kerr, R.V., LB, 1911, 12, 13, 14, Savannah
 Kesterton, T.O., LT, 1909
 Kidd, George, LB, 1992, 93, 94, 95, Milan
 Kile, Jack, LG, 1959, Sweetwater
 Killian, Gene, OT, 1971, 72, 73, Tampa, Fla.
 Kilpatrick, Brent, WR, 1994 (Service), Greenback
 Kimbro, Bryan, OLB, 1985, 86, 87, 88, Dickson
 Kimbrough, Charles, OLB, 1985, 86, 87, Mobile, Ala.
 Kincaid, Bill, C, 1956, Lafollette
 Kiner, Steve, LB, 1967, 68, 69, Tampa, Fla.
 King, Craig, LB, 1994, 95, 96, Asheville, N.C.
 King, Harry F., T, 1922, 23, 24, Knoxville
 King, William B., HB, 1941, Knoxville
 Kipp, S.S., LHB, 1909
 Kirk, Todd, C, 1985, 86, 87, Pennington Gap, Va.
 Kirkland, Aaron, TE, 2002, Fayetteville, N.C.
 Klarer, Rudolph (Rudy), G, 1941, 42, Louisville, Ky.
 Kline, Cedric, LB, 1986, 87, 88, 89, Loudon
 Kluge, Steve, MG, 1979, 80, 81, 82, Staunton, Va.
 Knappe, E.C., LG, 1900
 Knight, Steve, OG, 1981, 82, 83, Abingdon, Va.
 Kohlhase, Charles E., FB, 1929, 30, 31, Knoxville
 Koleas, George L., G, 1935, 36
 Kolenik, Vic, E, 1951, 52, Leechburg, Pa.
 Kolinsky, Frank, RT, 1955, 56, 57, McKees-Rocks, Pa.
 Kozar, Andy, FB, 1950, 51, 52, St. Michael, Pa.
 Krause, Dick, LT, 1958, Augusta, Ga.
 Kreis, Gary, E, 1967, 68, 69, Oliver Springs
 Kremser, Karl, KS, 1967, 68, Levittown, Pa.
 Krouse, Henry W., B, 1932, 34, 35, Memphis
 Kyler, Greg, WR, 1995, Baltimore, Md.

L

Labach, Joe E., HB, 1893
 Lacore, John O., LG, 1893
 LaCoste, Kelley, DE, 1967, Baton Rouge, La.

Lambert, Ken, DE, 1971, 72, Jacksonville, Fla.
 Lampley, Brad, OT, 1996, Louisville, Ky.
 Lane, Eric, RB, 1993, 94, 95, 96, East Orange, N.J.
 Lane, Hunter, E, 1919, 20, 21, 22, Buntyn
 Lanter, Bill, C, 1956, 57, Oak Ridge
 LaSorsa, Mike, LE, 1958, 59, 60 (Capt.), Hudson Falls, N.Y.
 Larkins, Corey, TB, 2001, 02, 03, 04, Opelika, Ala.
 Lassiter, Robert, WR, 1970, 72, 73, Bethpage
 Latham, F.S. Jr., LE, 1909, 10
 Lathrop, Herbert A., LT, 1891
 Lauricella, Hank, TB, 1949, 50, 51, New Orleans, La.
 Lavin, Robert, HB, 1924, Knoxville
 Law, Allen 1944
 Lawder, Rynd, Jr., RE, 1893
 Layman, Jason, OT, 1992, 93, 94, 95 (Capt.), Sevierville
 Leach, J. Walker, LHB, 1905, 06, 07, 08 (Capt.)
 Leach, Sonny, E, 1970, 71, 72, Raleigh, N.C.
 Leachman, Lamar, C, 1952, 53, 55, Cartersville, Ga.
 Leak, C.J., QB, 2002, 03, 04, Charlotte, N.C.
 Leake, David, QB, 1963, 64, 65, Memphis
 Leake, Don, LE, 1958, 59, 60, Memphis
 Leaverton, David, P, 1998, 99, 00, (Capt.) Midland, Texas
 Ledford, Dennis Marshall, T, 1941, Knoxville
 Lee, Alan, OG, 1974, Oak Ridge
 Leffler, Willie T., G, 1936, 37
 Lenoir, Patrick, OT, 1988, 89, 90, 91, Germantown
 Letner, Cotton, RE, 1958, 59, 60, Ten Mile
 Levine, Mark, RB, 1995, 96, 97, Dallas, Texas
 Levine, Sam, G, 1936, 37
 Lewis, Jamal, RB, 1997, 98, 99, Atlanta, Ga.
 Lewis, Roderick, DB, 1990, 91, Mobile, Ala.
 Ligon, David, OG, 2004, 05, 06, Germantown
 Lincoln, Daniel, PK, 2007, 08, Ocala, Fla.
 Lincoln, Jeremy, DB, 1987, 88, 90, 91, Toledo, Ohio
 Lindsay, Charles, T, 1919, 21, Knoxville
 Lindsay, Robert M. (Rus), FB, 1911, 12, 13, 14
 Linebarier, Chip, DB, 1976, 77, 78, Memphis
 Lippe, William T., B, 1934, 35
 Lipscomb, Paul, T, 1942, Centralia, Ill.
 Lis, Stan, QB, 1952, Philadelphia, Pa.
 Little, Joseph P. (Joe), C, 1936, 37, 38, Sparta
 Little, Leonard, DE/LB, 1995, 96, 97 (Capt.), Asheville, N.C.
 Littleford, Hal, TB, 1947, 48, 49 (Capt.), Bristol
 Lloyd, DeAngelo, DE, 1997, 98, 99, 00, Charlotte, N.C.
 Lloyd, Owen C., E, 1941, 42, Montgomery, W.Va.
 Locke, Eric, WR, 2000, Murfreesboro
 Lockett, W.E., Sub., 1911
 Logan, J.G., QB, 1899, 1900, Knoxville
 Logan, Kim, OLB, 1975, 76, 77, Birmingham, Ala.
 Logan, Nicholas E., LE, 1893
 Long, R.A., BB, 1942, 45, 46, Trenton
 Longmire, Charlie, WR, 1990, Andersonville
 Longmire, Wayne, LT, 1900, 01
 Lothrop, D. B., RHB, 1915
 Loit, Andre, DB, 1998, 99, 00, 01 (Capt.), Memphis
 Loucks, J. C., QB, 1906, 07, 08
 Loudermilk, Robert, PK, 1999, Memphis
 Love, Emmon, WR, 1971, 72, 73, Oak Ridge
 Lovingood, Frank, T, 1934
 Lowe, Andy, HB, 1916, 21
 Lowe, J.G., E, 1922, 23, 24 (Capt.) 25 (Capt.), Fountain City
 Lowe, Jim, OT, 1963, 65, South Fulton, Ky.
 Lowe, Theodore, LT, 1927, Fountain City
 Lowe, W.O. (Chink), RT, 1914, 15, 16, 19 (Capt.), Knoxville
 Lowe, Wes, DB, 1989, Nashville
 Lucci, Mike, C, 1960, 61 (Capt.), Ambridge, Pa.

Luck, James K., FB, 1915, 16
 Lukowski, Joe, LG, 1957, 58, 59, Riverhead, N.Y.
 Lund, Bob, WB, 1945, 46, 47, 48, Knoxville
 Luttrell, Bill, T, 1938, 39, 40, Knoxville
 Lyman, Elbert J., RE, 1896, 1900
 Lynch, Brian 1997, P. (Service), Nashville
 Lynn, Alan, C, 1979, McMinnville
 Lyons, Vernon, G, 1950, 51, Norfolk, Va.

M

Madden, L.J., Sub., 1911
 Mahelona, Jesse, DT, 2004, 05 (Capt.), Kailua-Kona, Hawaii
 Mainous, Beau, DB, 1987, 88, Germantown
 Maiure, Joe, LHB, 1950, 51, 52, New Kennings-ton, Pa.
 Major, Mark, FB, 1944, 45, 46, 47, Knoxville
 Majors, Bill, TB, 1958, 59, 60, Sewanee
 Majors, Bobby, DB, 1969, 70, 71, Sewanee
 Majors, John, TB, 1954, 55, 56, Huntland
 Malone, Robert, WR, 1976, 78, Huntsville, Ala.
 Maloney, Frank, FB, 1896, 97
 Mankin, Carr, LG, 1892
 Manning, John, B, 1944, 45, Elizabethton
 Manning, Peyton, QB, 1994, 95, 96, 97 (Capt.), New Orleans, La.
 Maples, Talmadge R. (Sheriff), C, 1931, 32, 33 (Capt.), Knoxville
 Mapu, J.T., DT, 2002, 03, 06, 07, Kahuku, Hawaii
 Marfield, George R., LE, 1892
 Marino, Rick, LB, 1966, 67, 68, Memphis
 Mark, Alton S., E, 1931, 32, 33, Easton, Pa.
 Markloff, Dave, RHB, 1949, Philadelphia, Pa.
 Marquart, Cliff, LT, 1959, 60, 61, Louisville, Ky.
 Marren, Bill, OG, 1977, 78, 79, 80, Saddle Brook, N.J.
 Marsh, Steven, DB, 1999, 00, 01, 02, Wingate, N.C.
 Martin, Ben, DE, 2007, 08, Cincinnati, Ohio
 Martin, Bill, DS, 2005 (Service), Goodlettsville
 Martin, Craig, C, 1990, 91, Newport
 Martin, Danny, DB, 1979, 80, McMinnville
 Martin, David, WR, 1997, 98, 99, 00, Norfolk, Va.
 Martin, Fred, E, 1963, 64, Hagerstown, Md.
 Martin, Ray, RHB, 1951, 52, Danville, Va.
 Martin, Tee, QB, 1996, 97, 98, 99 (Capt.), Mobile, Ala.
 Marvin, Mickey, OG, 1973, 74, 75, 76, Hendersonville, N.C.
 Massey, R.H., RHB, 1910
 Mathews, Joey, QB, 1999, 00, 01, Sevierville
 Mathis, Andre, LB, 2006, 08, Erie, Pa.
 Matthews, John, OT, 1981, 82, 83, Memphis
 Mattox, Bruce, LG, 1961, 62, Bassett, Va.
 Mauck, Mike, DB, 1974, 75, 76, Radford, Va.
 Mauriello, Bob, TB, 1966, Whittier, Calif.
 Maxwell, Jim, QB, 1970, 71, Nashville
 May, W.E. (Bill), QB, 1913, 14, 15
 Mayer, Eugene S., C, 1930, 31 (Capt.), Chattanooga
 Mayes, J.C., HB, 1908, Farmington
 Mayes, Vin, G, 1966 (Service), Stamford, Conn.
 Mayo, Bill, OG, 1981, 82, 83, 84, Dalton, Ga.
 Mayo, Jerod, LB, 2005, 06, 07, Hampton, Va.
 Mayock, Dick, T, 1952, Philadelphia, Pa.
 Mays, Kevin, OG, 1991, 92, 93, 94 (Capt.), Kingston
 McAdams, Johnny, DT, 1981, 84, Lexington
 McAllester, Sam J., FB, 1903, 04, Chattanooga
 McAllister, W.L., QB, 1909
 McArthur, Dave E., T, 1925, 26, 27
 McBrayer, Brett, TE, 1987, 88, Maryville
 McBride, Junior, WR, 1981, Zanesville, Ohio
 McBride, Turk, DE, 2003, 04, 05, 06 (Capt.), Camden, N.J.
 McCabe, Willis, QB, 1919, Memphis
 McCallum, Chip, KS, 1988, 89, KS, Marietta, Ga.
 McCarren, William, HB, 1936, 37, 38

McCartney, Ronnie, DE, 1973, 74, 75 (Capt.), Charleston, W.Va.
 McClain, Hubert, WB, 1961, Waynesboro
 McClain, Lester, WB, 1968, 69, 70, Nashville
 McClendon, Jacques, OG, 2006, 07, 08, Cleveland
 McClennon, John, RB, 1982, Cookeville
 McCleskey, J.J., WR, 1989, 90, 91, 92, (Capt.), Knoxville
 McClung, C.J. (Mgr.) 1904
 McClure, Victor, TE, 2002, 03, 04, Hixson
 McClure, W.K. (Bill), RE, 1912, 13, 15
 McCollum, Clarence H., FB, 1907, 08
 McConnell, E.M., Sub., 1900
 McCord, Darris, T, 1952, 53, 54 (Capt.), Franklin
 McCoy, Rico, LB, 2006, 07, 08, Washington D.C.
 McCroskey, Clemmons, RB, 1989, 90, Shelbyville
 McCroskey, Frank, G, 1952, 53, Sevierville
 McCullough, Andy, WR, 1994, 95, 96, 97, Dayton, Ohio
 McDaniel, Terry, DB, 1984, 85, 86, 87, Saginaw, Mich.
 McDaniel, Tony, DT, 2003, 04, 05, Columbia, S.C.
 McDaniel, Victor, DB, 1983, Griffin, Ga.
 McDonald, Jim, DE, 1966, 67, 68, Knoxville
 McDougal, Ed, QB, 1974 (Service), Coral Gables, Fla.
 McEver, Gene, HB, 1928, 29, 31, Bristol, Va.
 McFadden, Bud, G, 1955, Philadelphia, Pa.
 McGee, Tim, WR, 1983, 84, 85 (Capt.), Cleveland, Ohio
 McGeehan, Chick, E, 1968, Eddystone, Pa.
 McGlothlin, Bill, LB, 1970, 71, 72, Portland
 McGlothlin, Matt, DT, 2003, 05, 06, Richlands, Va.
 McGuire, Kennard, WR, 1986, 87, Memphis
 McGuire, R.L., RG, 1910, 11, 12, Norton, N.C.
 McGruder, Lynn, DT, 2000, Las Vegas, Nev.
 McKeen, E. Allyn, E, 1925, 26, 27, Memphis
 McKelvy, Jerry, G, 1965, Camden
 McKenzie, Nevin, LB, 2007, 08, San Antonio, Tex.
 McKenzie, Raleigh, C, 1982, 83, 84, Knoxville
 McKenzie, Reggie, OLB 1981, 82, 83, 84, Knoxville
 McKinney, Roger, DB, 1970, Tampa, Fla.
 McLean, Evan A., C, 1912, 13, 14, 15 (Capt.), Knoxville
 McLeary, Don, TB, 1968, 69, 70, Jackson
 McMaken, Troy, WR, 1999 (Service), Antioch
 McMeans, Neal, DE, 1966, 67, 68, Gate City, Va.
 McMichael, Jeff, LB, 1981, 82, Knoxville
 McNamara, Jim, OG, 1966, Dayton, Ohio
 McNeil, Josh, C, 2006, 07, 08, Collins, Miss.
 McPherson, C.L., E, 1932, Knoxville
 McQuady, Claude, G, 1945, Louisville, Ky.
 McRae, Charles, OT, 1987, 88, 89, 90, Clinton
 McRee, Kenny, G, 1945, Milan
 McSpadden Malcolm, B, 1914
 McWilliams, John, T, 1954, Philadelphia, Pa.
 Meachem, Robert, WR, 2004, 05, 06, Tulsa, Okla.
 Meek, Bill, QB, 1940, 41, 42, Birmingham, Ala.
 Melas, Alex 1966, MG, (Service), New York, N.Y.
 Melton, Gary, OT, 1966, 67, Maryville
 Meneses, Oscar B, 1944, Yeadon, Pa.
 Merritt, J.B. 1968, E, (Service), Greenville, S.C.
 Meseroll, Norman, RT, 1946, 47, 48, 49, New Brunswick, N.J.
 Messimer, Jesse, ILB, 1984, Graysville
 Meyer, Charles, QB, 1951, Cincinnati, Ohio
 Michels, John, G, 1950, 51, 52, Philadelphia, Pa.
 Middlebrooks, Nate, TE, 1986, 87, 88 (Capt.), Chattanooga
 Middleton, Albert, B, 1932, New Britain, Conn.

Milam, Kevin, TB, 1970, Memphis
 Milchin, Jerry, C, 1961, 62, 63, Bluefield, W.Va.
 Miles, Adam, DS, 2002, 03, 04, 05, Hendersonville
 Miles, Willie, DB, 1998, 99, 00, 02, Ft. Worth, Texas
 Miley, Floyd, DB, 1988, 89, 90, 91, Fort Lauderdale, Fla.
 Miller, Anthony, WR, 1986, 87, Pasadena, Calif.
 Miller, Ben, C, 1944, 45, Chattanooga
 Miller, Bubba, C, 1992, 93, 94, 95 (Capt.), Franklin
 Miller, Darrin, ILB, 1984, 85, 86, 87, Flemington, N.J.
 Miller, Jim, RB, 1983, 84, 85, 86, Nashville
 Miller, Michael, WR, 1980, 81, 82, Flint, Mich.
 Mills, Joe, OG, 1973, 74, Greenville, S.C.
 Mills, Johnny, E, 1964, 65, 66, Elizabethton
 Milner, Orvis, BB/QB, 1946, 47, Knoxville
 Mims, Chris, DE, 1990, 91, Los Angeles, Calif.
 Miner, Jim, RE, 1947, 48, 49, Mentor, Ohio
 Mitchell, Charles T., BB, 1941, 42, 43, St. Albans, W.Va.
 Mitchell, Cleon, RB, 1993, Lauderdale Lakes, Fla.
 Mitchell, D.K., C, 1931, Knoxville
 Mitchell, Jason, LB, 2002, 03, 04, 05, Abbeville, La.
 Mitchell, Marvin, LB, 2002, 03, 05, 06 (Capt.), Norfolk, Va.
 Mitchell, Stan, FB, 1963, 64, 65, Sparta
 Mitchell, Steve, DE, 1971, 72, 73, Sparta
 Mitchell, Xavier, DE, 2004, 05, 06, 07, Long Beach, Miss.
 Mixon, Manley, DE, 1968, 69, 70, Nashville
 Moeller, Gene, LB, 1951, 52, Davenport, Iowa
 Mohrman, Mike, DT, 1972, 73, 74, Boise, Idaho
 Molaskey, Ron, G, 1965, Sharon, Pa.
 Molck, Ricky, OT, 1971, 72, Memphis
 Molinski, Ed, G, 1938, 39, 40, Massillon, Ohio
 Mondelli, Jim, MM, 1967, 68, Nashville
 Mooers, Charles A., FB, 1891
 Moon, David, OT, 1984, Meridianville, Ala.
 Moore, Charles C. Jr., RG, 1891, 92 (Capt.)
 Moore, Denarius, WR, 2007, 08, Tatum, Tex.
 Moore, Dustin, TE, 1995, 96, Greenville
 Moore, Eddie, LB, 1999, 00, 01, 02 (Capt.), South Pittsburg
 Moore, Gary, RB, 1977, 78, 79, Decatur
 Moore, Jeff, WR, 1975, 76, 77, 78, Memphis
 Moore, Mark, DT, 1988, 89, Charleston, W.Va.
 Moore, Owen Bud, HB, 1926
 Moore, Rashad, DT, 1999, 00, 01, 02, Huntsville, Ala.
 Moore, Terry, RB, 1972, 73, 74, 75, Clinton
 Moore, Vincent, WR, 1987, 89, 90, Memphis
 Moran, Charley B., HB, 1897
 Morel, Bobby, MG, 1964, 65, 66, College Grove
 Morgan, Anthony, WR, 1988, 89, 90, Cleveland, Ohio
 Morgan, Ed, RHB, 1950, 51, 52, Hendersonville, N.C.
 Morgan, Stanley, WB, 1973, 74, 75, 76, Easley, S.C.
 Morley, Demetrice, DB, 2005, 06, 08, Miami, Fla.
 Morris, Horace, DE, 1991, 92, 93 (Capt.), Miami, Fla.
 Morris, B.Y., C, 1922, 23, Cedar Hill
 Morris, Randall, RB, 1980, 81, 82, 83, Long Beach, Calif.
 Morris, W.W., RT, 1915, 16
 Morrow, Russ, C, 1944, 45, St. Louis, Mo.
 Morton, Bobby, TB, 1962, 63, Murfreesboro
 Morton, Robert, DE, 1975, Richmond, Ky.
 Moses, Fred J., B, 1933, 34, 35, Knoxville
 Moss, Ray, C, 1956, 57, 58, Chattanooga
 Mugleston, Steve, LB, 2003, (Service), Knoxville
 Mulloy, Richard, E, 1939, 40, 41, Louisville, Ky.
 Munoz, Michael, OT, 2000, 02, 03 (Capt.), 04 (Capt.), Mason, Ohio

Munro, Colin, T, 1951, 53, Aurora, Ill.
 Murdic, Jon, DB, 1972, 73, 74, Franklin
 Murphy, David, HB, 1966, 67, Columbia
 Murphy, John, TE, 1975, 76, 77, Jackson
 Murrell, W.J., RG, 1911
 Murrell, William, G, 1936
 Murriel, Martin, DB, 1977, 78, Knoxville
 Mutter, Mitch, C, 1967, Johnson City
 Myers, Andy, G, 1950, 51, 52, Knoxville
 Myers, James A. (Jim), G, 1941, 42, 46, Madison, W.Va.
 Myers, Jason 1997, DS, (Service), Huntingdon
 Myers-White, Adam, LB, 2005, 06, 07, 08, Hamilton, Ohio
 Myslinski, Tom, OG, 1988, 89, 90, 91, Rome, N.Y.
N
 Nails, Brett, WR, 1985 (Service), Bolivar
 Nash, Marcus, WR, 1994, 95, 96, 97, Tulsa, Okla.
 Naumoff, Paul, LB, 1964, 65, 66 (Capt.), Columbus, Ohio
 Neal, G.F. Sub., 1896
 Neal, Karlton, DE, 2001, 02, 03, 04, Chicago, Ill.
 Needham, Kenneth L. (Shorty), G, 1933, 34, 35, Knoxville
 Neff, Herbert Artie, HB, 1922, 23, 24, 25, South Pittsburg
 Nelson, Lance, LB, 1990, Wichata, Kans.
 Nelson, Ralph, OG, 1993, Kingsport
 Nelson, Tony, DB, 1986, 87, 88, Knoxville
 Nettles, Ray, LB, 1969, 70, 71, Jacksonville, Fla.
 Newman, Fred, FB, 1939, 40, Knoxville
 Newman, Philip, KS, PK, 2002, 03, (Service) Marietta, Ga.
 Newman, W.M., FB/LG, 1896, 99, 1900 (Capt.), Knoxville
 Newsome, Scott, DS, 2002, 03, 04, Jacksonville, Fla.
 Neyland, Bob Jr., RHB, 1952, 53, Knoxville
 Nichols, Jack, FB, 1960, 61, Loudon
 Nicholson, Jacob H. (Jake), E, 1920, 21, Chattanooga
 Nickla, Ed, E, 1951, 52, Long Island, N.Y.
 Nicklin, Strang, HB, 1896 (Capt.) 97
 Noe, Richie, LB, 1992, Lake City
 Noel, Henry W., G, 1940, 41, Greenville
 Noel, Tori, DB, 1993, 95, 96, 97, Memphis
 Noonan, Jim, MG, 1976, 77, 78, 80 (Capt.), Dyersburg
 North, Lee, C, 1978, 79, 80, 81 (Capt.), Tucker, Ga.
 Nowling, William E., FB, 1940, 41, 42, St. Petersburg, Fla.
O
 Ofenheusle, Will, OT, 1999, 00, 01, 02 (Capt.), Martin
 Olasimbo, Roy, TB, 2007 (Service), Riverdale, Ga.
 Oldham, Donnie, LB, 1977, Castalian Springs
 Oleksiak, Pat, TB, 1952, 54, Hempstead, N.Y.
 Olmstead, H.S., RT, 1899
 Olszewski, Jeff, QB, 1979, 80, 81, Parma, Ohio
 O'Neal, Art, C, 1963, Alexandria, Va.
 O'Neal, Kenny, WR, 2007, San Ramon, Calif.
 Orr, Bunny, FB, 1959, 60, 61, Bolivar
 Overbey, Beasley, HB, 1920
 Overholt, Bobby, LE, 1957, Knoxville
 Overstreet, Will, DE, 1998, 99, 00, 01 (Capt.), Jackson, Miss.
 Overton, Mike, C, 1973, 74, 75, 76, Commerce, Ga.
 Owens, O.J, DB, 2001, 03, New London, N.C.

P
 Pafford, R.W., LG, 1904, 05, Mt. Juliet
 Page, David, DT, 1973, 74, 75, Franklin
 Paidousis, Mike, T, 1944, 45, 46, Steubenville, Ohio
 Palmer, Edwin C., B, 1933, 34, 35 (capt.), Shelbyville
 Panuska, Pete, RB, 1984, 85, 86, Brick, N.J.
 Parker, Anthony, OG, 2005, 06, 07, 08, Jonesboro, Ga.
 Parker, Eric, WR, 1998, 99, 00, 01, Shorewood, Ill.
 Parker, Jason, DB, 1992, 93, 94, 96, Garland, Texas
 Parker, S.Y., FB, 1903, 04, 05
 Parman, D.C. 1910, Franklin
 Parrish, Doug, DB, 1979, 80, 81, 82, Americus, Ga.
 Parrish, Jarod, DB, 2003, 04, 06, 07, Summerville, Ga.
 Parsons, David, DB, 1974, 75, 76, Murfreesboro
 Partin, Maxwell R., WB, 1941, 45, 46, Jacksonville, Fla.
 Patterson, Bobby, TB, 1967, 69, Nashville
 Patterson, Don, RG, 1958, 59, 60, Ringgold, Ga.
 Patterson, Jack, FB, 1963, 64, 65, Nashville
 Patterson, Ryan, DT, 1990, 92, 93, Jenks, Okla.
 Paty, John M., TB, 1962, 63, 64, Knoxville
 Paty, John W., B, 1934, 35
 Payne, Harold (Herky), TB, 1949, 50, 51, Pensacola, Fla.
 Peace, Robert, LB, 2000, 01, 02, 03, Ruston, La.
 Pearce, Lanny, TB, 1968, Stone Mountain, Ga.
 Pearnan, Bill, T, 1947, 49, 50, 51, Charlotte, N.C.
 Pedersen, Arnold, LG, 1962, 63, Bridgeport, Conn.
 Peebles, Antron, TE, 1996, 97, 98, Murfreesboro
 Peel, Ike, HB, 1939, 40, 41, Dyersburg
 Peery, Arnall, RHB, 1906, 07, 08, 09, Spring Hill
 Penland, J.D., RG, 1910 Peoples, Carlton, DB, 1979, 80, 81, 82, Memphis
 Peppers, Victor, DB, 1984, 85, 86, 87, Albany, N.Y.
 Perkins, Marion, FB, 1936, 37
 Perry, Robbin, OT, 1987, Brentwood
 Persinger, Tim, T, 1969, Johnson City
 Peterson, Trey, OG, 1993, 94, 95, New Smyrna Beach, Fla.
 Petrella, Bob, DB, 1963, 64, 65, Philadelphia, Pa.
 Petruzzi, Leo, QB, 1932, 33, Smithport, Pa.
 Pfeiffer, Scott, TE, 1993, 94, 95, St. Louis, Mo.
 Phillips, Ed, G, 1963, Tellico Plains
 Phillips, Frederick H., Sub., 1893
 Phillips, Greg, OG, 1975, 76, Huntsville, Ala.
 Phillips, Jimmie R., HB, 1920, 22, South Pittsburg
 Phillips, Marvin, RE, 1958, 59, 60, Union City
 Phillips, Mose, RB, 1991, 92, 93, 94, Nashville
 Phillips, Vernon, RB, 1980, Fort Pierce, Fla.
 Pick, Jack M., C, 1934, 35
 Pickens, Carl, WR, 1989, 90, 91, Murphy, N.C.
 Pickens, Richard, FB, 1966, 67, 68, Knoxville
 Pickle, Joe, LB, 1983 (Service), Knoxville
 Pierce, Phil, QB, 1969, 70, 71, Athens
 Pierce, W.W., Sub., 1899
 Pike, Patrick (Buddy), E, 1944, 45, 46, North Fork, W.Va.
 Pillow, Ronnie, LB, 1994, 95, 96, Columbia
 Pinner, Sam, C, 1996, 97, Memphis
 Plemons, Josh, QB, 2000, Kingston
 Poe, Jon, LB, 2003, 04, 05, Covington
 Poe, Matt 1994, DB, (Service), Nashville
 Poles, Roland, RB, 1987, 88, 89, 90, Caledonia, N.Y.
 Poley, David, DE, 1973, 74, Memphis

- Polofsky, Gordon, FB, 1949, 50, 51, Crankston, R.I.
- Poole, Robert, OT, 1994, 95, 96, 97, Birmingham, Ala.
- Poole, Steve, LB, 1973, 74, 75, Ft. Oglethorpe, Ga.
- Poole, Tauren, TB, 2008, Toccoa, Ga.
- Pope, Jackie, TB, 1960, Oak Ridge
- Porter, James W., E, 1934, 36
- Porter, Steve, C, 1976, 77, 78, Murray, Ky.
- Potts, Tommy, RE, 1956, 57, 58, Wellston, Ohio
- Pounders, Louis E., E, 1932, 33, 34, Memphis
- Powe, Roc, RB, 1991, Mobile, Ala.
- Powell, Don, HB, 1923, Memphis
- Powell, Jeff, RB, 1985, Nashville
- Powell, Jim, LE, 1942, 46, 47, 48 (Capt.), Miami, Fla.
- Powell, John, G, 1951, 52, 53, Mt. Pleasant
- Powers, Eddy, DB, 1975, 76, 77, Clarksville
- Powers, Rick, LB, 1976, 77, Homewood, Ala.
- Powers, William K., HB, 1919
- Pratt, Troy, DB, 1996, Lafayette, La.
- Price, Jason, QB/H, 1995, 96, Knoxville
- Price, Mike, WB, 1966, 67, 68 (Service), Knoxville
- Price, Peerless, WR, 1995, 96, 97, 98, Dayton, Ohio
- Price, Royal, G, 1942, 46, 47, Johnstown, Pa.
- Priest, Tim, DB, 1968, 69, 70 (Capt.), Huntingdon
- Priest, Tom, FB, 1953, 55, Miami, Fla.
- Prigmore, Quincy, RB, 1992, 93, 94, 95, Cleveland
- Pritchard, Ken, LE, 1962, 63, Charleston, Miss.
- Proctor, E.B., C, 1904, 05, 06 (Capt.)
- Proctor, J.B., TB, 1946, 47, 48, Nashville
- Pruett, Kenneth, FB, 1949, 50, Knoxville
- Prugh, Chuck, C, 2004, Maryville
- Pryor, Wesley, WR, 1983, 85, 86, DeSoto, Texas
- Puki, Craig, LB, 1975, 76, 78, 79 (capt.), Seattle, Wash.
- Pulliam, Robert, DT, 1972, 73, 74, Salisbury, N.C.
- Q**
- Quillen, Ford, BB, 1958, Gate City, Va.
- R**
- Rabenstein, Russ, DB, 1973, 74, 75, Atlanta, Ga.
- Rader, Charles, T, 1954, 55, 56, Greeneville
- Ragsdale, T. M., RG, 1905, 06
- Rainey, Horace (Red), HB, 1913, 14
- Rakestraw, Wes, ILB, 1985, Cleveland
- Ransley, Allen C., C, 1936, 37, Gallatin
- Ramseur, Chris, LB, 1997, 98, Maiden, N.C.
- Ramsey, R.W., FB, 1909
- Ransom, Lester, DB, 2005 (Service) Oakland, Calif.
- Rapien, Mike, TE, 1988, 89, 90, Cincinnati, Ohio
- Ratliff, Billy, DT, 1996, 97, 98, 99 (Capt.), Magnolia, Miss.
- Ratliffe, Leslie, OT, 1992, 93, 94, Newport, Ark.
- Raulston, C.S., QB, 1909
- Rayburn, Virgil H., E, 1930, 31, 32, Dyersburg
- Reado, Jarvis, OT, 1995, 97, 98, Marrero, La.
- Reagan, Seth, H, 2000, 01, 02, Knoxville
- Rechichar, Bert, WB, 1949, 50, 51 (capt.), Belle Vernon, Pa.
- Redding, Jack, 1944, Pulaski
- Reed, C.H., LT, 1892
- Reed, Justin, TE, 2003, 04, 05, Punta Gorda, Fla.
- Reeder, Claude S., Sub., 1906
- Reeves, Von, TE, 1988, 89, 90, 91, Knoxville
- Regen, Dick 1944
- Register, Arch, T, 1921
- Reich, Phil, PK, 1987, Fort Lauderdale, Fla.
- Reid, Junior, RB, 1977, 78, 80, Humboldt
- Reineke, Charles W., QB, 1928, 29, 30, Wheeling, W.Va.
- Respert, Jason, C/OG, 2000, 02, 03, 04 (Capt.), Warner Robins, Ga.
- Reveziz, Carlos, PK, 1985, 86, Miami, Fla.
- Reveziz, Fuad, PK, 1981, 82, 83, 84, Miami, Fla.
- Reveziz, Nick, LB, 2007, 08, Farragut
- Reviere, Dee, LB, 1976, 77, 78, Greeneville
- Revill, William, FB, 2002, 03, Albany, Ga.
- Reyes, Orlando, DT, 1986, Miami, Fla.
- Reynolds, Antonio, DE, 2004, 05, 06, 07, Akron, Ohio
- Reynolds, Art, LB, 1971, 72, 73, Cincinnati, Ohio
- Reynolds, Jack, LB, 1967, 68, 69, Cincinnati, Ohio
- Reynolds, Mike, G, 1964, Athens
- Rhea, Charles McClung, LE, 1891
- Rice, Alvin, E, 1937
- Rice, Charles P., HB, 1925, 26
- Rice, E.B., LE, 1909, Knoxville
- Rice, J.C., RG, 1897
- Richard, Vladimir, OG, 2007, 08, Sunrise, Fla.
- Richards, Larry, RG, 1960, 61, 62, Oak Ridge
- Richards, Willie, LB, 1992, Griffin, Ga.
- Richardson, Jim, TE, 1973, 74, Jackson
- Richardson, W. A. T, 1903, 04
- Ridley, Reggie, OT, 2001 (Service), Nashville
- Riffer, Eric, LB, 1990, 91, Oklahoma City, Okla.
- Riggs, Gerald, TB, 2002, 03, 04, 05, Chattanooga
- Rike, Jim, C, 1938, 39, Somerville
- Riley, Spencer, OG, 1996, 97, 98, 99 (Capt.), New Market
- Ring, J.J., RT, 1906, 09, Franklin
- Ring, N.S. (Ned), LG, 1915, 16
- Ritchey, Jim, T, 1954, Rossville, Ga.
- Ritzmann, Constantin, DE, 1999, 00, 01, 03 (Capt.), Berlin, Germany
- Roach, Gary, QB, 1975, Raytown, Mo.
- Roberts, Louis T., C, 1928, 29, 30, Fulton, Ky.
- Robertson, Sam, LB, 1963, 64, 65, Chattanooga
- Robinson, Antonio, DE, 1993, Memphis
- Robinson, Charles, E, 1956, Etowah
- Robinson, Diron, C, 1995, 96, 97, 98, Oklahoma City, Okla.
- Robinson, Edwin G., LT, 1893
- Robinson, Fred, HB, 1923, 24, Evansville
- Robinson, Harvey L., QB, 1931, 32, Weaverville, N.C.
- Robinson, Ray, C, 1985, 86, 87, 88, Woodbury
- Robinson, Steve, OT, 1968, 69, 70, Franklin
- Robinson, Tom, G/C, 1923, 24, 25, Nashville
- Robinson, Tony, QB, 1983, 84, 85, Tallahassee, Fla.
- Robinson, Tyrone, OLB, 1985, 86, Bridgeport, Ala.
- Robison, Charles W., G, 1916, 19, 20, Franklin
- Rodgers, Kacy, DE, 1988, 89, 90, 91, Humboldt
- Roe, Joe, C, 1957, Franklin, Ky.
- Rogan, C.B., RG, 1896, 97
- Rogan, Dennis, DB, 2007, 08, Knoxville
- Rogers, Austin, WR, 2005, 07, 08, Nashville
- Rogers, E.N., RE, 1908, 09
- Rollins, John, RB, 1987, 88, Knoxville
- Romine, Dave, G, 1940, Beckley, W.Va.
- Rose, Roy Eugene, E, 1933, 34, 35, Sharonville, Ohio
- Rosenfelder, Charles, OG, 1966, 67, 68, Humboldt
- Ross, G.W., Sub., 1897
- Rotella, Al, T, 1942, 46, 47, Patterson, N.J.
- Rotella, Jamie, LB, 1970, 71, 72 (Capt.), Verona, N.J.
- Rotroff, Roger, E, 1951, 52, 53, Glendale, Ohio
- Rowan, Billy Joe, WB, 1946, 47, Hunstville, Ala.
- Rowe, Gary, DB, 1974, 75, 76, Valdosta, Ga.
- Rowsey, Thomas, DB, 1975, 76, 77, Camden
- Rubin, W.P., Sub., 1911
- Rudder, Bill, FB, 1971, 72, 73, Winchester
- Rudder, David, QB, 1978, 79, Knoxville
- Rumsey, Tim, C, 1979, 80, 81, 82, Jamestown, N.C.
- Rushin, Don, BB, 1954, Fort Wayne, Ind.
- Russas, Al, RE, 1946, 47, 48, Providence, R.I.
- Russell, Don, G, 1919
- Ruth, Rodney, WR, 1992, Severn, Md.
- Ryan, Pat, QB, 1977, Oklahoma City, Okla.
- S**
- Sabato, Al, QB, 1942, Cincinnati, Ohio
- Sadler, Ken, RB, 1958, 59, Livingston
- Saint Preux, Ovince, DE, 2002, 04, Immokalee, Fla.
- Sanders, Jesse, LB, 1992, 93, 94, 95, Sebring, Fla.
- Sanders, Randy, QB, 1985, 86, 87, 88, Morris-town
- Sanders, William, T, 1937
- Sanderson, Dale, C, 1983, Hamilton, Ont., Canada
- Sanderson, Ken, WR, 1976, 77, 78, Knoxville
- Sandlin, Bobby, WB, 1956, 57, 58, Lake City, Fla.
- Sanford, Craig, PK, 1997 (Service), Hermitage
- Sartelle, John, TE, 1993, 94, 95, 96, Memphis
- Satterfield, Larry, OT, 1972, 73, 74, Maryville
- Saunders, W. Raymond, LT, 1929, 30, 31, Nashville
- Saxton, N.L., QB, 1907, 08
- Scandrett, David, OLB, 1982, 83, Kennesaw, Ga.
- Schaeffer, Brent, QB, 2004, Deerfield Beach, Fla.
- Schaffer, Joe, RT, 1957, 58, 59 (Capt.), Cincinnati, Ohio
- Schenk, C.G., LE, 1900, Knoxville
- Schleiden, Roy 1944
- Schneitman, Dale, P, 1978, 79 (Service), Knoxville
- Schoenle, Bill, OG, 1991, Williamsville, N.Y.
- Scholes, Charles, C, 1954, Paris
- Schultz, Don, LG, 1958, Cheswick, Pa.
- Schwanger Ted, FB, 1952, 53, Sandusky, Ohio
- Schwartzinger, Jimmy, WB, 1940, 41, Paterson, N.J.
- Scott, Benson, H, 1997, 98, 99, Knoxville
- Scott, Bob, OG, 1953, 54, 55, Cleveland
- Scott, Bobby, QB, 1968, 69, 70, Rossville, Ga.
- Scott, Chris, OT, 2006, 07, 08, Riverdale, Ga.
- Scott, Leonard, WR, 1999, 00, 01, 02, Zachary, La.
- Scott, Robby, MG, 1983, 84, 85, 86, Decatur
- Sears, Arron, OT, 2003, 04, 05, 06 (Capt.), Russellville, Ala.
- Seivers, Larry, SE, 1974, 75, 76 (Capt.), Clinton
- Sekanovich, Dan, E, 1951, 52, 53, Hazelton, Pa.
- Sells, Jack, H, 1983, 84, Cookeville
- Session, Steve, DB, 1991, 92, Natchez, Miss.
- Sessions, Anthony, LB, 1999, 00, Bonaire, Ga.
- Severance, Charles, WB, 1959, 60, Knoxville
- Sewell, Tim, DB, 1995, 96, 97, 98, Columbia
- Sexton, Scott, WR, 1994 (Service), Knoxville
- Shaffer, Bo, LT, 1956, 57, 58, Knoxville
- Shaffer, David, OT, 1971, 72, 73, Oak Ridge
- Shannon, H.I., C, 1908, 09, Tampa, Fla.
- Sharp, Brad, FB, 2003 (Service), Newcomb
- Sharp, Sam J., B, 1935
- Sharpe, W.P., LT, 1900
- Shaw, Jarrod, OT, 2008, Lafayette, La.
- Shaw, Robert, C, 1975, 76, 77, 78 (Capt.), Marietta, Ga.
- Shaw, William H., RHB, 1904, 05
- Shelby, A.G., HB, 1916
- Sherrill, J.W., RHB, 1948, 49, 50, Norfolk, Va.
- Sherrod, Horace (Bud), E, 1947, 48, 49, 50, Knoxville
- Shields, David, TB, 1961, Alderson, W.Va.
- Shields, Lebron, LT, 1958, 59, Lafayette, Ga.
- Shires, Marshall (Abe), T, 1938, 39, 40, Alderson, W.Va.
- Shires, Pat, LHB, 1950, 52, 53, Hinton, W.Va.
- Shofner, Austin C., T, 1936
- Shoulders, William, RT, 1915, 16
- Showalter, Nick, MM, 1966, 67, 68, Kingsport
- Shuford, George, KS, 1962, Chattanooga
- Shuler, Benjie, WR, 1993, 95, 96, 97, Bryson City, N.C.
- Shuler, Heath, QB, 1991, 92, 93, Bryson City, N.C.
- Shull, F.E., E, 1930, 31, 32, Erwin
- Silberman, Dow 1934, 35
- Silcox, J.H., LG, 1902
- Silvan, Nilo, WR, 1992, 93, 94, Covington, La.
- Silvey, George, TB, 1968, 70, 71, Nashville
- Simerly A.E., C, 1902
- Simionetti, Leonard, T, 1940, 41, New Philadelphia, Ohio
- Simmonds, R.M., QB, 1915
- Simmons, Tony, DT, 1982, 83, 84, Oakland, Calif.
- Simon, Kevin, LB, 2002, 03, 05, Walnut Creek, Calif.
- Simons, Kevin, OT, 1985, 86, 87, 88, Miami, Fla.
- Simonton, Claud, DE, 1970, 71, 72, Covington
- Simpson, Hubert, RB, 1976, 78, 79, Athens
- Sims, Burt L., LE, 1892
- Sims, Tommy, DB, 1982, 83, 84, 85 (Capt.), Americus, Ga.
- Singer, Curt, OT, 1980, 81, 82, 83, Aliquippa, Pa.
- Sivert, Jim, QB/BB, 1949, Gate City, Va.
- Sizemore, Bernie, FB, 1949, 50, Princeton, W.Va.
- Slack, Tom, QB/BB, 1948, Knoxville
- Slater, Walter, TB, 1941, 42, 46 (Capt.), Providence, R.I.
- Sloan, Ira, T, 1920, 21, Madisonville
- Smalls, Terriea, DT, 2002, 03, Pineville, S.C.
- Smargiasso, Heath, DB, 1994, 95, New Washington, Pa.
- Smartt, Leon, LG, 1958, 59, 60, Hixson
- Smelcher, Jim, LT, 1955, 56, 57, Lake City
- Smith, Alfred E., LT, 1892
- Smith, Billy, RG, 1961, Cookeville
- Smith, Boyd M., B, 1932, Knoxville
- Smith, Bret, WR, 2003, 04, 05, 06, Warren, Ark.
- Smith, C.H., RG, 1899
- Smith, Carl E., FB, 1956, 57, 58, Washington Court House, Ohio
- Smith, Chavis, DT/OG, 2000, 01, 02, 03, Forest City, N.C.
- Smith, Chuck, DE, 1990, 91, Athens, Ga.
- Smith, Daryle, OT, 1984, 85, 86, Knoxville
- Smith, Gerie, LB, 1995 (Service), Hermitage
- Smith, Gordon E., G, 1931, 32, 33, Paris
- Smith, H.W., LE, 1896, 97
- Smith, Jeff, TE, 1981, 82, 84, 85, Milan
- Smith, Jeff, OG, 1992, 93, 94, 95, Decatur
- Smith, Jerry, DB, 1964, 65, 66, Thomasville, N.C.
- Smith, Jimmie F., HB/QB, 1920, 21, 22, 23
- Smith, Kenny, DT, 1997, South Pittsburg
- Smith, Larry, OG, 1989, Milan
- Smith, Mike 1973, 75, DT, (Service), Marietta, Ga.
- Smith, Onterio, RB, 1999, Sacramento, Calif.
- Smith, Rob, OG, 2002, 04, 05 (Capt.), Fort Thomas, Ky.
- Smith, Roy (Looney), T, 1947, 48, 49, 50, Knoxville
- Smith, Thomas, G, 1938, 39, Bristol, Va.
- Smith, Tracy, DB, 1990, 91, 92, Jonesboro, Ga.
- Smith, Wayne, LB, 1968, 69, Nashville
- Smithers, Bob, WB, 1956, Silver Springs, Md.
- Sneed, Robert, QB, 1936, 37, 38
- Sneed, W. Bush, HB, 1923, Nashville
- Snipes, Herman 1931
- Snowden, Robert B., T, 1919
- Sollee, Neyle, FB, 1958, 59, Jacksonville, Fla.

Head Football Managers

1896 - Eugene R. Attkisson
 1897 - Eugene R. Attkisson
 1898 - No Team (Spanish-American War)
 1899 - W. R. Harrison
 1900 -
 1901 - Dan Kingman
 1902 - H. B. Finch
 1903 - J. S. Cooper
 1904 - C. J. McClung
 1905 - H. P. Grant
 1906 - T. P. Summers
 1907 - David Gaut
 1908 - Harley Fowler
 1909 - H. R. Newton
 1910 - F. L. Phipps
 1911 - Charles E. Craddock
 1912 - A. J. Donelson, Jr.
 1913 - Walter C. Whitaker, Jr.
 1914 - T. Flem Hazen
 1915 - S. M. Tunnel
 1916 - David Getaz
 1917 - No Team (World War I)
 1918 - No Team (World War I)
 1919 - T. N. Simpson
 1920 - H. A. Schubert
 1921 - Frank McCleneghan
 1922 - Leland Hedgecock
 1923 - Robert Watson
 1924 - Wiley Corry Smith
 1925 - William D. Pettway
 1926 - John Galbreath
 1927 - Robert Kennerly
 1928 - Bob (Skeet) McClellan
 1929 - Robert L. McClure
 1930 - H.H. Clements
 1931 - Howard Ford
 1932 - Albert Brooks/Clark Dowling
 1933 - Clark Dowling/Hector Flenniken
 1934 - Glenn Sanderson
 1935 - Jack Harris/Walter Hunt
 1936 - Richard Frank
 1937 - O. B. Winston
 1938 - Tracy Prater
 1939 - Robert (Dink) Eldridge
 1940 - Robert (Dink) Eldridge
 1941 - Willie Davis
 1942 - Julian Andes
 1943 - No Team (World War II)
 1944 - Julian Andes
 1945 - George Creaseu
 1946 - Stewart Johnson
 1947 - Ray Neal
 1948 - Hagen Minnick
 1949 - Joe Bender
 1950 - Nate Fourman
 1951 - Lee Starr
 1952 - Arthur Marks

1953 - Dick Robinson
 1954 - Dick Robinson
 1955 - Jack Mullinix
 1956 - Johnny Peay
 1957 - Newt Parsons
 1958 - Newt Parsons
 1959 - Ted McCloud
 1960 - Ray Childers
 1961 - Casco Havelly
 1962 - Casco Havelly/Ted McCloud
 1963 - Casco Havelly
 1964 - Stanley Fugate
 1965 - Stanley Fugate
 1966 - Stanley Fugate
 1967 - Tommy Baker
 1968 - Tommy Baker
 1969 - Tommy Baker
 1970 - Tommy Baker
 1971 - Pat Marsh
 1972 - Larry Sellers
 1973 - David Woodall
 1974 - David Woodall
 1975 - Steve Benton
 1976 - David Woodall
 1977 - David Woodall
 1978 - Lew Belote
 1979 - Lew Belote
 1980 - Danny Burnley
 1981 - Rusty Roberts
 1982 - Rusty Roberts
 1983 - Rusty Roberts
 1984 - Gordon Whitener
 1985 - Randy Miller
 1986 - Jeff Fleming
 1987 - Jeff Fleming
 1988 - David Blackburn
 1989 - David Blackburn
 1990 - Johnny Hays
 1991 - Johnny Hays
 1992 - Heath Grider
 1993 - Heath Grider
 1994 - Clay Newman
 1995 - Allan Knapp
 1996 - Allan Knapp
 1997 - Robin White
 1998 - Larry Churchwell
 1999 - Allen Sitzler
 2000 - Allen Sitzler
 2001 - Anthony (Chip) Godwin
 2002 - Anthony (Chip) Godwin
 2003 - Mat Kee
 2004 - Tommy Phillips
 2005 - Tommy Phillips
 2006 - Tommy Phillips
 2007 - Tommy Phillips
 2008 - Chris Cutcliffe

Sorrells, Frank G., RE, 1913, 14, 15, Fayetteville
 Spain, Wayne, DB, 1969, 70, Jackson
 Sparks, Scott, DB, 1987, 88, Maryville
 Spence, J.W., RT, 1906
 Spence, Shirley E. 1891
 Spiva, Andy, LB, 1973, 74, 75, 76 (Capt.), Chamblee, Ga.
 Spivey, Brian, C, 1989, 90, 91, 92, Jefferson City
 Spivey, Jeremy, LB, 1992, Nashville
 Spooner, Bill, E, 1953, Morristown
 Spradlin, Danny, LB, 1977, 78, 79, 80, Maryville
 Stacey, Dan, DS, 2000, 01, Nashville
 Stafford, Tim, C, 1986, 87, Louisville
 Staley, Maurice, WR, 1994, 95, Charlotte, N.C.
 Stallworth, Donte', WR, 1999, 00, 01, Sacramento, Calif.
 Stallworth, Thomas, LB, 2001, Lithonia, Ga.
 Stanback, Haskel, TB, 1971, 72, 73, Kannapolis, N.C.

Stancell, Harold, DB, 1964, 65, 66, Knoxville
 Stansell, Ken, DT, 1972, Chattanooga
 Stapleton, Clayton, G, 1941, 46, 47, Fleming, Ky.
 Starling, Marcus, WR, 1977, 78, Dalton, Ga.
 Steffy, Joe, G, 1944, Chattanooga
 Steiner, Max, G, 1938, 39, 40, Bluefield, W.Va.
 Stephens, Buster, B, 1944, 45, Knoxville
 Stephens, Don, WB, 1958, Oak Ridge
 Stephens, Nick, QB, 2008, Flower Mound, Tx.
 Stephens, Travis, RB, 1997, 98, 00, 01, Clarksville
 Stephenson, Casey, B, 1944, 45, Mayfield, Ky.
 Stephenson, Dave, C, 1946, Charleston, W.Va.
 Stephenson, Guy, C, 1922, Centerville
 Stevenson, Dominique, LB, 1998, 99, 00, 01, Gaffney, S.C.
 Stewart, Antwan, DB, 2003, 05, 06, Dumfries, Va.
 Stewart, Bo, T, 1944, Chattanooga

Stewart, Brannon, QB, 1994, Stephenville, Texas
 Stewart, Clifton, OG, 1967, 68, Chesapeake, Va.
 Stewart, Howard L., G, 1931, 32, 33, Lebanon
 Stewart, James, RB, 1991, 92, 93, 94, Morristown
 Stewart, Lyonel, LB, 1975, 77, 78, Knoxville
 Still, Eric, OG, 1986, 87, 88, 89 (Capt.), Germantown
 Still, J. Ralph, T, 1930, 31, Cleveland
 Stocker, Luke, TE, 2007, 08, Berea, Ky.
 Stokes, Charles, T, 1950, 51, Graceville, Fla.
 Stolarick, Robert, DS, 2000, Germantown
 Stone, Cory, DT, 1993, 94, Memphis
 Stottlemeyer, Dave, C, 1955, 56, 57, Sarasota, Fla.
 Stowell, Mike, OT, 1989, 90, 91, 92, Meridan, Idaho
 Stowers, Donnie, OG, 1977 (Service), Largo, Fla.
 Stratton, Mike, LE, 1959, 60, 61, Tellico Plains
 Streater, Jimmy, QB, 1977, 78, 79 (Capt.), Sylva, N.C.
 Streno, Glenn, C, 1981, 82, 83, Pittsburgh, Pa.
 Striegel, Roy B. (Pap), G, 1919, 20, 21, 22 (Capt.), Perryville
 Stroud, Jack, T, 1947, 48, 49, 50 (Capt.), Cleveland, Ohio
 Stuart, Mark, LT, 1910
 Stuart, Phil, OT, 1985, 86, 87, 88, Johnson City
 Studaway, Mark, DT, 1979, 80, 81, 83, Memphis
 Stupar, Francis, RE, 1949, Munhall, Pa.
 Suffridge, Robert (Bob), G, 1938, 39, 40, Knoxville
 Suggs, A.J., QB, 2000, Powder Springs, Ga.
 Suh, Eric, RB, 1997 (service), Chattanooga
 Sullenger, Owen, WR, 1996, Boca Raton, Fla.
 Sullins, Cody, C, 2007, 08, Cottontown
 Sullins, Cory, OG, 2008, Cottontown
 Sullivan, Jimmy, FB, 1962, 64, Signal Mountain
 Sullivan, Ned, LB, 1961, 62, 63, Franklin
 Summers, Shawn, DB, 1992, 93, 94, 95, Oak Ridge
 Sumpter, Nate, RB, 1977, 79, Myrtle Beach, S.C.
 Surlas, J.J., DT, 1989, 90, 91, 92, Mt. Pleasant, Pa.
 Suttle, Chevette, DB, 1980, Lafayette, Ga.
 Sutton, Phil, OT, 1978, 79, Birmingham, Ala.
 Swafford, J.H., RT, 1908
 Swain, Jayson, WR, 2003, 04, 05, 06 (Capt.), Huntsville, Ala.
 Swanson, Eric, WR, 1984, 85, San Bernardino, Calif.
 Sweeney, Terry, WB, 1953, Lawrence, Mass.
 Symonds, Brad, DB, 1994 (service), South Windsor, Conn.
 Szawara, Al, FB, 1976, LaPorte, Ind.

T
 Tade, Herbert, C, 1935
 Talbot, Joe, T, 1923, Nashville
 Talley, Ben, LB, 1991, 92, 93, 94 (Capt.), Griffin, Ga.
 Tanara, Al, E, 1962, 63, 64, Spring City, Pa.
 Tanner, Don, LG, 1949, Willoughby, Ohio
 Tanner, Larry, T, 1939, Miami, Fla.
 Tansil, Vernon G., E, 1934, 35
 Tardy, Drew, WR, 2006 (Service), Huntington, W. Va.
 Tarwater, A. B., RE, 1897, Inskip
 Taylor, Frank, DT, 2003 (Service), Union, N.J.
 Taylor, Leland, DT, 1993, 94, Louisville, Ky.
 Taylor, Lenny, WR, 1981, 82, 83, Miami, Fla.
 Taylor, Lucas, WR, 2005, 06, 07, 08 (Capt.), Carencro, La.
 Taylor, R.L., RG, (Bob) 1912, 13, 14, 15
 Taylor, W.H., RG, 1901
 Teague, Trey, C, 1994, 95, 96, 97, Jackson

Tedford, Gene, WB, 1963, Charleston, Miss.
 Teel, Jerry, TE, 1991, Lenora, Kans.
 Templeton, Conrad C., G, 1929, 30, Fayetteville
 Templeton, Rick, P, 1995 (Service), LaVergne
 Terry, Corey, DE, 1996, 97, 98, Warrenton, N.C.
 Terry, Mike, DE, 1979, 81, 82, Atlanta, Ga.
 Terry, William L., LE, 1899 (capt.)
 Thayer, Harry J. (Hobo), G, 1928, 29, 30 (Capt.), Charleston, W.Va.
 Theiler, Gary, E, 1969, 70, 71, Louisville, Ky.
 Thomas, Alfred, G, 1937, 38, 39, Milwaukee, Wisc.
 Thomas, Bobby, E, 1971, Brownsville
 Thomas, Brent, DS, 2000 (Service), Louisville, Ky.
 Thomas, Dave, DB, 1990, Miami, Fla.
 Thomas, Houston, LB, 1987, 88, 89, Pikeville
 Thomas, Jimmy, DB, 1967, 68, 69, Lake Butler, Fla.
 Thomas, Vistor, DT, 2008, Olive Branch, Miss.
 Thomason, Brett, FB, 2008 (Service), Dalton, Ga.
 Thomason, R.F. (Tommy), RHB, 1912, 13, 14, 15
 Thompson, Joe, WR, 1969, 70, 71, Savannah
 Thompson, Johnny, LB, 1970, 72, Niota
 Thompson, LaMarcus, LB, 2007, 08, Lithonia, Ga.
 Thompson, Raynoch, LB, 1997, 98, 99, New Orleans, La.
 Thompson, Tony, RB, 1988, 89, 90, (capt.) Lake Wales, Fla.
 Thompson, Van, QB, 1939, 40, Jackson
 Thornton, D.B., DT, 1903, 04, 05
 Thornton, Matthew, KS, 1989 (Service), Brownsville
 Tidwell, Blane, DT, 1976, Clarksville
 Tilson, Paul, LT, 1959, 61, 62, Maryville
 Tinsley, Derrick, RB/WR, 2001, 02, 03, 04, Marietta, Ga.
 Toles, Alvin, ILB, 1981, 82, 83, 84, Forsyth, Ga.
 Todd, Robert, TE, 1991, 92, Germantown
 Toeaina, Albert, OT, 2004, 05, Antioch, Calif.
 Tomlinson, Billy, TB, 1963, 64, 65, Nashville
 Tompkins, F.M., FB, 1910, 11
 Townes, Tim, DB, 1970, 71, 72, Knoxville
 Townsend, Ricky, PK, 1972, 73, 74, Dalton, Ga.
 Traa, Michael, DB, 1997, Sarasota, Fla.
 Tracy, Tom, FB, 1953, 54, Birmingham, Mich.
 Treece, Chris, DB, 1987, Murfreesboro
 Tripp, Arthur M., RG, 1926, 27, 28
 Tritapoe, Phillip, DE, 2008 (Service), Kingsport
 Trott, Stan, WR, 1970, 71, 72, Montgomery, Ala.
 Trupovnieks, Jani, OT, 1980, 81, Hopedale, Ohio
 Truss, Shawn, DE, 1989, Middletown, Ohio
 Tucker, Glen, OT, 1976, 77, Douglas, Ga.
 Tucker, Homer, DB, 1988, Knoxville
 Tucker, Josh, OT, 1996, 97, 98, 99, Asheville, N.C.
 Tucker, Willis, C, 1940, Knoxville
 Tudor, D. Vincent, QB, 1927, 28, Plainview, Texas
 Tullis, Jeff, DT, 1989, 90, 91, 92, Cape Girardeau, Mo.
 Turnage, Gordon, DB, 1969, 71, 72, Thomasville, N.C.
 Turnbow, Jesse, DT, 1975, 77, Cincinnati, Ohio
 Turner, James, LB, 2004, 05, Augusta, Ark.
 Twiford, H.H., HB, 1916

U

Upton, Mark, OT, 1993, Soddy Daisy
 Upton, Todd, OG, 1983, 84, Alcoa
 Urbano, Bobby, RG, 1956, 57, 58 (Capt.), North Tonawanda, N.Y.
 Urbano, Roger, E, 1954, 55, 56, North Tonawanda, N.Y.
 Urubek, Steve, C, 1971, 72, 73, Chicago, Ill.
 Ussery, Bob, T, 1952, 53, Raleigh, N.C.

V

Valbuena, Gary, QB, 1972, 73, Fountain Valley, Calif.
 Vaughan, Charles W. (Pug), B, 1932, 33, 34, Knoxville
 Veazey, Burney, WR, 1998, 99, 00, Southaven, Miss.
 Veal, Demetris, DE, 2001, 02, Paramount, Calif.
 Venable, Sam A., G, 1932, Knoxville
 Vereen, Daryl, LB, 2008, Charlotte, N.C.
 Verner, Randy, WR, 1974, 1975, Dallas, Texas
 Vest, Roger, C, 1951, 52, Detroit, Mich.
 Via, Mike, OLB, 1986 (service), Milan
 Vick, Warren, E, 1941, Sweetwater
 Vinson, Brent, DB, 2007, 08, Hampton, Va.
 Vinson, Ian, DB/PK, 2006 (Service), Germantown
 Vinson, Todd, TB/P, 2006 (Service), Germantown
 Vituccio, Gary, DE, 1965, McKees Rocks, Pa.
 Vowell, J. Graham, LE, 1914, 15, 16 (Capt.) 21, Martin
 Vowell, Morris A., RT, 1913, 14, 15, 16, Main
 Vowell, Richie, C, 1924, Martin
 Vugrin, James, RG, 1946, 47, 48, 49, Lansford, Pa.

W

Waddell, Ken, WB, 1959, 60, Nashville
 Wade, Jimmy, TB, 1951, 52, 53, 54, Lynchburg, Va.
 Wade, John, DE/TE, 1979, Nashville
 Wade, Jonathan, WR/DB, 2002, 04, 05, 06, Shreveport, La.
 Waff, Wayne, WB, 1962, Portsmouth, Va.
 Wagster, John, DT, 1970, 71, 72, Campbellsville, Ky.
 Walker, Chris, DE, 2007, 08, Memphis
 Walker, Darwin, DT, 1997, 98, 99 (Capt.), Wal-terboro, S.C.
 Walker, David, ILB, 1987, Knoxville
 Walker, Jackie, LB, 1969, 70, 71 (Capt.), Knoxville
 Walker, Jeff, OG, 1975, Oak Ridge
 Walker, Shon, LB, 1988, 89, 90, 91, College Park, Ga.
 Wallace, Randy, QB, 1974, 75, 76, Jack-sonville, Fla.
 Wallen, Joe, FB, 1936, 38, 39, Portland
 Walls, Alex, PK, 1999, 00, 01, 02, Bristol, Va.
 Walter, Hank, LB, 1972, 73, 74, Knoxville
 Walters, John M., LT, 1906, 07, 08, 09
 Wampler, Chris, DT, 1980, 81, 82, Lenoir City
 Wantland, Hal, WB, 1963, 64, 65 (Capt.), Col-umbia
 Ward, Ernie, DB, 1973, 74, 75, Memphis
 Wardlow, Antonio, DB, 2006, 07, Winston-Salem, N.C.
 Warmath, Murray, E, 1932, 33, 34, Humboldt
 Warner, E.T., Sub., 1896
 Warren, Brandon, TE, 2008, Alcoa
 Warren, Buist, QB, 1938, 39, 40, Miami, Fla.
 Warren, Dewey, QB, 1965, 66, 67, Savannah, Ga.
 Warren, James, OT, 1992, 93, Memphis
 Warren, John, PK, 1979, 80, 81, 82, Jesup, Ga.
 Warren, Phil, C, 1905
 Warren, Preston, DB, 1987, 88, 89, 90, Knoxville
 Washington, Anthony, LB, 1976, Pensacola, Fla.
 Washington, Kelley, WR, 2001, 02, Stephens City, Va.
 Watkins, Arthur B., LT, 1897
 Watkins, T.R., QB, 1903, 04
 Watson, Brent, OT, 1974, 75, 76, 77 (Capt.), Twin Falls, Idaho
 Watson, Curt, FB, 1969, 70, 71, Crossville
 Watts, Brad, OT, 1976, Englewood

Watts, Jim, DB, 1972, 73, 74 (capt.), Jack-sonville, Fla.
 Watts, Johnny, WB, 1977, 78, 79, Memphis
 Weary, Fred, OG, 1998, 99, 01, (Capt.) Mont-gomery, Ala.
 Weatherford, Derrick, DT, 1965, 66, 67, Darling-ton, S.C.
 Weatherford, Jim, HB, 1966, 67, 68, Dalton, Ga.
 Weaver, DeWitt T., G, 1934, 35, 36 (Capt.)
 Weaver, Herman, KS, 1967, 68, 69, Villa Rica, Ga.
 Weaver, Mark, PK, 2002 (service), Moorpark, Calif.
 Webb, Charlton, OG, 1975, 77, 78, Salem, Va.
 Webb, Chuck, RB, 1989, 90, Toledo, Ohio
 Webb, Danny, TB, 1958, Maryville
 Weber, Nick, HB, 1939, 40, Mansfield, Ohio
 Webster, Chris, OG, 1977, Cincinnati, Ohio
 Wegener, Albert B., HB, 1892, 93
 Weisenberg, Andrew, RE, 1908, 09, Philadel-phia, Pa.
 Weisensel, Ben, OL, 2008 (Service)
 Welch, F.W., LE, 1915
 Welch, Tim, DE, 1983, 84, 85, Knoxville
 Wells, Scott, C, 2000, 01, 02, 03 (Capt.), Spring Hill
 Wemlinger, Gary, T, 1969, Morristown
 Wendelboe, Kevin, KS, 1991, Clemmons, N.C.
 Wert, Lee K., HB, 1907
 Wert, R.Y., Sub., 1900, 01
 Werts, Edwin S., HB, 1891, 92
 West, Hodges (Burr), T, 1938, 39, 40, Knoxville
 West, Ryan, DS, 2004, 05, 06, Brentwood
 West, Tommy, TE, 1973, 74, 75, Gainesville, Ga.
 Westmoreland, Eric, LB, 1996, 98, 99, 00 (Capt.), Jasper
 Wheaton, Lance, H/QB 1992, 93, 94, Kingston
 Wheeler, Ronnie, DE, 1973, 74, 75, Mableton, Ga.
 Whitaker, James A., HB, 1929
 White, Brad, DT, 1978, 79, 80 (Capt.), Idaho Falls, Idaho
 White, Chris, DB, 1983, 84, 85 (Capt.), Cleve-land
 White, Fred, DB, 1996, 97, 98, 99, Griffin, Ga.
 White, H. Benton, LE, 1907, 08
 White, Lynn T., RG, 1892, 93
 White, Reggie, DT, 1980, 81, 82, 83 (Capt.), Chat-tanooga
 White, Steve, LB, 1975, Kingsport
 White, Steve, DE, 1992, 93, 94, 95, Memphis
 White, W.C., Sub., 1921
 Whitehead, Mike, MG, 1985, 86, 87, Americus, Ga.
 Whiteside, Keyon, LB, 1999, 00, 01, 02, Forest City, N.C.
 Whittle, Matt, RHB, 1905
 Widby, Ron, P, 1964, 65, 66, Knoxville
 Wildman, Charles, T, 1944, 45, 46, 47, Bridge-port, Conn.
 Wilhoit, James, PK, 2003, 04, 05, 06, Hender-sonville
 Wilkerson, Bruce, OT, 1983, 84, 85, 86 (Capt.), Philadelphia
 Wilkinson, Rick, DB, 1981, 83, Knoxville
 Williams, Billy, WR, 1993, 94, Alcoa
 Williams, Bob, T, 1954, 55, Valdese, N.C.
 Williams, Cliff, G, 1956, Appleton, Wisc.
 Williams, Dan, DT, 2007, 08, Memphis
 Williams, Dick, DT, 1966, 67, 68 (Capt.), Greenville
 Williams, Ja'Kouri, RB, 2005, 06, 07, Plaquem-ine, La.
 Williams, Jay, OG, 1977, 78, 79, 80, Nashville
 Williams, Johnny, MG, 1981, 82, 83, Knoxville
 Williams, Keldrick, TB, 2002, Montgomery, Ala.
 Williams, Martin, DT, 1988, 89, Charleston, S.C.
 Williams, Robert, FB, 2005 (Service) White Bluff

Williams, Russ, DB, 1974, 75, 76, 77, Cincin-nati, Ohio
 Williams, Todd, C, 1994, Dallas, Texas
 Williams, Tom, RT, 1960, 61, 62, Canton, N.C.
 Williams, Tony, OT, 1984, 85, Kingsport
 Williams, Tyler, OT, 2004 (Service), Cosby
 Willingham, DeAngelo, DB, 2007, 08, Saint Mathews, S.C.
 Wilson, Al, LB, 1995, 96, 97, 98 (Capt.), Jack-son
 Wilson, Cedrick, WR, 1997, 98, 99, 00 (Capt.), Memphis
 Wilson, Charles, RB, 1984, 85, 86, 87, Prichard, Ala.
 Wilson, Ellix, LB, 2006, 08 (Capt.) Memphis
 Wilson, Gibril, DB, 2002, 03, San Jose, Calif.
 Wilson, Darryal, WR, 1981, 82, Bristol, Va.
 Wilson, Dwight, OG, 1980, Thomasville, Ga.
 Wilson, Eddie, LB, 1971, 72, 73, Marietta, Ga.
 Wilson, Ellix, LB, 2006, 07, Memphis
 Wilson, James, DE, 1989, 91, 92, 93 (Capt.), Hampton, Va.
 Wilson, Nick, LB, 2003, 05, Knoxville
 Wilson, Rollin, HB, 1922, 24, Memphis
 Wilson, Will, TE, 2002 (Service), Columbia
 Winstead, Jid, LE, 1956, Rogersville
 Witherington, Sid, RB, 1973, Mumford
 Witherspoon, Carl, LB, 1971, 72, Knoxville
 Witt, Roy E., HB, 1926, 27, 28 (Capt.)
 Witten, Jason, TE, 2000, 01, 02, Elizabethton
 Wold, Steve, FB, 1968, 69, 70, Port Orange, Fla.
 Wolfe, Dennis, OLB, 1976, 77, 78 (Capt.), Gate City, Va.
 Wolfe, Lloyd S., RE, 1914, 15, 16
 Wood, Carol, E, 1945, St. Louis, Mo.
 Wood, James R., LG, 1891
 Wood, Lee, WR, 1989, 90, Richmond, Va.
 Wood, Walter (Babe), QB, 1936, 37, 38, McMinville
 Woodruff, George R. (Bob), T, 1936, 37, 38, Athens, Ga.
 Woods, Casey, WR/H, 2005, 06, 07, Starkville, Miss.
 Woods, Gerald, OG, 1963, 64, 65, Milan
 Woods, Thomas, WR, 1986, 87, 88, 89 (Capt.), Gallatin
 Woody, James, LB, 1968, 69, 70, Columbia
 Woofter, Jim, DT, 1974, 75, 76, New Cumber-land, W.Va.
 Word, Brian, LB, 2002, Cleveland
 Word, Roscoe, LT, 1902, 03, 04 (Capt.) 05 (Capt.) 07 (Capt.)
 Wortham, C.L., Sub., 1900
 Wright, Gary, PK, 1966, 67, Heflin, Ala.
 Wright, George, TB, 1957, 58, Sonora, Texas
 Wrightman, A.L., Sub., 1901
 Wyatt, Bowden, E, 1936, 37, 38 (Capt.), King-ston
 Wyche, Bubba, QB, 1967, 68, Atlanta, Ga.
 Wynn, Herman D. (Breezy), B, 1931, 32, 33, Dublin, Ga.
 Wyrick, Charles, WB, 1960, 61, Harriman

Z

Zander, Carl, ILB, 1981, 82, 83, 84 (Capt.), Mendham, N.J.
 Zecchino, Nick, C, 1986, 87, 88, Cedar Grove, N.J.
 Ziegler, Kelly, ILB, 1984, 85, 86, 87 (Capt.), Miami, Fla.
 Zontini, Lawrence, WB, 1942, Charleston, W.Va.
 Zurcher, Kevin, WR, 1989, Knoxville
 Zvolner, Bob, LT, 1963, Windber, Pa.

SERVICE AWARD—A service award is given upon the recommendations of the head coach to a senior athlete who has completed his eligibility and has been a squad member for at least three years without meeting the participation requirements for a varsity letter.

Y

Yancey, David, RB, 2004, 05, 06, Norfolk, Va.
 Yanossy, Frank, DT, 1967, 68, 69, Bradenville, Pa.
 Yarbrough, John, WR, 1973, 74, 75, Salisbury, N.C.
 Yatkowski, Paul, DT, 1992, 93, Winnipeg, Man., Canada
 Young, Bill, DB, 1966, 68, 69 (Capt.), Knoxville
 Young, Carroll, WB, 1956, 57, Dallas, Texas
 Young, Ed. B., HB, 1925, 26
 Young, Eddie, E, 1955, Miami, Fla.
 Young, Eric, OT, 2005, 06, 07, Union, S.C.
 Young, J.R., LHB, 1910
 Young, Jimmy, E, 1970, 71, 72, Franklin, Ky.
 Young, Sean, OT, 2000, 01, 02, 03, Cohutta, Ga.

Tennessee

Alcoa
 Boring, Frank (Boomer), 1949, 50, 51
 Upton, Todd, 1983, 84
 Warren, Brandon, 2008
 Williams, Billy, 1993, 94
 Andersonville
 Longmire, Charlie, 1990
 Antioch
 Coker, LaMarcus, 2006
 McMaken, Troy, 1999 (Service)
 Ashland City
 Fields, Brad, 1979 (Service)
 Athens
 Bradley, Shazzon, 1988, 89, 90, 91
 Cartwright, Jim, 1958, 59, 60
 Grubb, Wayne, 1958, 59, 60
 Heard, Scott, 1984 (Service)
 Pierce, Phil, 1969, 70, 71
 Reynolds, Mike, 1964
 Simpson, Hubert, 1976, 78, 79
 Bartlett
 Davis, Ronald, 1991, 92, 93, 94
 Benton
 Clemmer, James H., 1930, 31
 Bethpage
 Lassiter, Robert, 1970, 72, 73
 Bluff City
 Combs, Lewis, 1982 (Service)
 Bolivar
 Nails, Brett, 1985 (Service)
 Orr, Bunny, 1959, 60, 61
 Brentwood
 Frost, Ken, 1959, 60
 Grant, Jason, 1997 (Service)
 Hurst, Bill, 1998 (Service)
 Jones, Steven, 2007
 Kemp, Austin, 1997, 98
 Perry, Robbin, 1987
 West, Ryan, 2004, 05, 06
 Bristol
 Felty, Gene, 1949, 50
 Jones, Greg, 1974, 75, 76, 77 (Capt.)
 Keller, John, 1968, 69, 70
 Littleford, Hal, 1947, 48, 49 (Capt.)
 Brownsville
 Hill, Gaylon, 1970, 71, 72
 Hines, Tyrone, 1994, 95, 96
 Jones, Wilbert, 1978, 79, 80
 Thomas, Bobby, 1971
 Thornton, Matthew, 1989 (Service)
 Buntyn
 Lane, Hunter E., 1919, 20, 21, 22
 Camden
 McKelvy, Jerry, 1965
 Rowsey, Thomas, 1975, 76, 77
 Carthage
 Cole, Jeff, 1983 (Service)
 Castalian Springs
 Oldham, Donnie, 1977
 Cedar Hill
 Morris, B. Y., 1922, 23
 Centerville
 Stephenson, Guy, 1922
 Chattanooga
 Alley, E. H. (Herc), 1927, 28
 Bacon, Pryor E., 1938, 39
 Baker, Charles B., 1960
 Becksvoort, John, 1991, 92, 93, 94
 Bolden, Demonte', 2006, 07, 08
 Bridges, Hal, 1956
 Campbell, Kenneth, 1990, 91
 Carroll, Steve, 1967, 68, 69
 Cloninger, Bob O., 1952, 53
 Coleman, B. J., 2008
 Cooper, Kevin, 2008
 Elter, Gene, 1958, 59, 60
 Haren, Kyle, 1991
 Honea, Ken, 1961, 62, 63
 Huddleston, Ben, 1946, 47
 Jumper, Tommy, 1950

Kelley, Mike, 1986, 87, 88
 Mayer, Eugene S., 1930, 31 (Capt.)
 McAllester, Sam J., 1903, 4
 Middlebrooks, Nate, 1986, 87, 88 (Capt.)
 Miller, Ben, 1944, 45
 Moss, Ray, 1956, 57, 58
 Nicholson, Jacob H. (Jake), 1920, 21
 Riggs Jr., Gerald, 2002, 03, 04, 05
 Robertson, Sam, 1963, 64, 65
 Shuford, George, 1962
 Stansell, Ken, 1972
 Steffy, Joe, 1944
 Stewart, Bo, 1944
 Suh, Eric, 1997 (Service)
 White, Reggie, 1980, 81, 82, 83 (Capt.)
 Church Hill
 Cole, Bill, 1973, 74, 75
 Clarksville
 Ballthrop, Joe, 1969, 70, 71
 Ditmore, J. M., 1958
 Galbreath, Harry, 1984, 85, 86, 87 (Capt.)
 Grizzard, Kenneth, 1921
 Hambaugh, P. C. 1915, 16
 Powers, Eddy, 1975, 76, 77
 Stephens, Travis, 1997, 98, 00, 01
 Tidwell, Blane, 1976
 Cleveland
 Aszman, Jim, 1986
 Beckler, David, 1970
 Brown, Fred (Bo), 1923, 24, 25
 Chancey, Ralph E., 1946, 47, 48, 49 (Capt.)
 Dockery, Rex, 1963
 Emendorfer, Bill, 1970, 71, 72
 Johnson, Bob, 1965, 66, 67 (Capt.)
 Johnson, Paul, 1973, 74, 75
 Johnson, Tom D., 1970, 71, 72
 Jones, Dale, 1983, 84, 85, 86 (Capt.)
 McClendon, Jacques, 2006, 07, 08
 Prigmore, Quincy, 1992, 93, 94, 95
 Rakestraw, Wes, 1985
 Scott, Bob, 1953, 54, 55
 Still, J. Ralph, 1930, 31
 White, Chris, 1983, 84, 85 (Capt.)
 Word, Brian, 2002
 Clinton
 McRae, Charles, 1987, 88, 89, 90
 Moore, Terry, 1972, 73, 74, 75
 Seivers, Larry, 1974, 75, 76 (Capt.)
 College Grove
 Morel, Bobby, 1964, 65, 66
 Collierville
 Cox, Morgan, 2007, 08
 Jones, Kendrick, 1991, 92, 93, 94
 Columbia
 Derryberry, F. Woodrow, 1935, 36
 Derryberry, O. Merton, 1930, 31
 Derryberry, W. Everett, 1925, 27
 Howell, Frank, 1970, 71
 Murphy, David, 1966, 67
 Pillow, Ronnie, 1994, 95, 96
 Sewell, Tim, 1995, 96, 97, 98
 Wantland, Hal, 1963, 64, 65 (Capt.)
 Wilson, Will, 2002 (Service)
 Woody, James, 1968, 69, 70
 Cookeville
 McCleannon, John, 1982
 Sells, Jack, 1983, 84
 Smith, Billy, 1961
 Corryton
 Donahue, Ken, 1949, 50
 Cosby
 Williams, Tyler, 2004 (Service)
 Cottontown
 Sullins, Cody, 2007, 08
 Sullins, Cory, 2008
 Covington
 Flowers, George 1924
 Franklin, John, 1930, 31, 32
 Gaines, Antonio, 2004, 05, 06, 08
 Poe, Jon, 2003, 04, 05
 Simonton, Claud, 1970, 71, 72

Cowan
 Austelle, Alfred, 1934
 Crossville
 Watson, Curt, 1969, 70, 71
 Cumberland City
 Bayer, S. D., 1913, 14, 15
 Dayton
 Fitzgerald, Jeremy, 1997
 Johnson, David, 1987, 88
 Kelly, Andy, 1988, 89, 90, 91
 Decatur
 Moore, Gary, 1977, 78, 79
 Scott, Robby, 1983, 84, 85, 86
 Smith, Jeff, 1992, 93, 94, 95
 Decaturville
 Duncan, Edwin C, 1936, 37, 38
 Decherd
 Hayworth, Tracy, 1986, 87, 88, 89
 Dickson
 Kimbro, Bryan, 1985, 86, 87, 88
 Donelson
 Bevans, Mike, 1968, 69, 70
 Dyersburg
 Fuller, Ben F., 1927, 28, 29
 Jeffries, Danny, 1970, 71, 72
 Noonan, Jim, 1976, 77, 78, 80 (Capt.)
 Peel, Ike, 1939, 40, 41
 Rayburn, Virgil H., 1930, 31, 32
 Elizabethton
 Allen, John H., 1929, 30, 31
 Campbell, Earl, 1950, 51, 52
 Fair, Dale, 1974
 Holsclaw, Claude, 1944
 Jenkins, Danny, 1975, 76, 77 (Capt.)
 Manning, John, 1944, 45
 Mills, Johnny, 1964, 65, 66
 Witten, Jason, 2000, 01, 02
 Englewood
 Goodin, Chad, 1989
 Goodin, Matt, 1998
 Waits, Brad, 1976
 Erwin
 Brandt, Frederic (Fritz) P., 1928, 29, 30
 Duncan, Clark, 1977, 78, 80
 Shull, F. E., 1930, 31, 32
 Etowah
 Robinson, Charles, 1956
 Ditmore, Frank, 1934, 35
 Evensville
 Robinson, Fred, 1923, 24
 Farmington
 Mayes, J. C., 1908
 Farragut
 Reveiz, Nick, 2007, 08
 Fayetteville
 Blair, Reuben Moore, 1919
 Cooter, Jim Bob, 2006

Cummins, Charles L. Sr., 1919, 21
 Graham, Joe, 1964, 67
 Emmons, Bobby, 1976, 77, 78
 Hatcher, Bill, 1923
 Sorrells, Frank G. 1913, 14, 15
 Templeton, Conrad C., 1929, 30
 Fountain City
 Lowe, J. G., 1922, 23, 24 (Capt.) 25 (Capt.)
 Lowe, Theodore 1927
 Franklin
 Campbell, Bo, 1995
 Campbell, Eric, 2000
 Chapman, Joey, 1990, 91, 92, 93
 Dalton, Ray, 1962
 Fleming, Troy, 2000, 01, 02, 03
 Holt, Laird, 1929, 30, 31
 Karl, Ryan, 2004, 05, 06, 07
 McCord, Darris, 1952, 53, 54 (Capt.)
 Miller, Bubba, 1992, 93, 94, 95 (Capt.)
 Murdic, Jon, 1972, 73, 74
 Page, David, 1973, 74, 75
 Parnham, D.C., 1910
 Ring, J. J., 1906, 09
 Robinson, Steve, 1968, 69, 70
 Robison, Charles W., 1916, 19, 20
 Sullivan, Ned, 1961, 62, 63
 Gallatin
 Bass, Vernon, 1984, 85, 86
 Brown, Kenny, 1960, 61, 62
 England, Lee, 1987, 88, 89
 Gilliam, Jim, 1991
 Green, Louis A., 1926
 Ransey, Allen C., 1936, 37
 Woods, Thomas, 1986, 87, 88, 89 (Capt.)
 Gallinburg
 Foley, Kevin, 1996
 Germantown
 Bennett, David, 1989, 90, 91, 92
 Cottam, Brad, 2004, 05, 06, 07
 Cottam, Jeff, 2006, 07, 08
 Henderson, John C., 2003, 04
 Lenoir, Patrick, 1988, 89, 90, 91
 Ligon, David, 2004, 05, 06
 Mainous, Beau, 1987, 88
 Still, Eric, 1986, 87, 88, 89 (Capt.)
 Stolarick, Robert, 2000
 Todd, Robert, 1991, 92
 Vinson, Ian, 2006 (Service)
 Vinson, Todd, 2006 (Service)
 Goodlettsville
 Dalton, Terry, 1966, 67, 68
 Martin, Bill, 2005 (Service)
 Graysville
 Messimer, Jesse, 1984
 Greenback
 Kilpatrick, Brent, 1994 (Service)



Columbia's Everett Derryberry lettered in 1925 and 1927 and became a Rhodes Scholar in 1928.

Greeneville
 Campbell, L. Roe 1920, 21, 22, 24
 Coffman, Leonard, 1937, 38, 39
 Disney, Theodore E. (Ty), 1929, 30, 31
 Moore, Dustin, 1995, 96
 Noel, Henry W., 1940, 41
 Rader, Charles, 1954, 55, 56
 Reviere, Dee, 1976, 77, 78
 Williams, Dick, 1966, 67, 68 (Capt.)
 Guild
 Brown, Eddie, 1971, 72, 73 (Capt.)
 Halls
 Ellis, J. B., 1931, 32, 33
 Harriman
 Barksdale, Val, 1977, 78, 79, 80
 Copeland, Jeremaine, 1995, 96, 97, 98
 Wyrick, Charles, 1960, 61
 Hartsville
 Cummins, Charles L. Jr., 1949
 Dickens, Phil W., 1934, 35, 36
 Harper, Reggie, 1977, 78, 79, 80
 Hendersonville
 Dotson, Dewayne, 1989, 90
 Miles, Adam, 2002, 03, 04, 05
 Wilhoit, James, 2003, 04, 05, 06
 Henning
 Foster, Ramon, 2005, 06, 07, 08 (Capt.)
 Hermitage
 Sanford, Craig, 1997 (Service)
 Smith, Geric, 1995 (Service)
 Hixson
 Gravitt, Mitchell, 1973
 McClure, Victor, 2002, 03, 04
 Smartt, Leon, 1958, 59, 60
 Humboldt
 Atkins, Doug, 1950, 51, 52
 Barker, Grey, 1995
 Champion, Toby, 1998, 99
 Reid, Junior, 1977, 78, 80
 Rodgers, Kacy, 1988, 89, 90, 91
 Rosenfelder, Charles, 1966, 67, 68
 Warmath, Murray, 1932, 33, 34
 Huntingdon
 Blankenship, Warren, 1959, 60, 61
 Myers, Jason, 1997 (Service)
 Priest, Tim, 1968, 69, 70 (Capt.)
 Huntland
 Majors, John, 1954, 55, 56
 Inskip
 Tarwater, A. B., 1897
 Jacksboro
 Bibee, M. Bert, 1932, 33
 Jackson
 Brooks, Daniel, 2003
 Greer, Jabari, 2000, 01, 02 03
 Hardegree, Bo, 2006 (Service)
 Hatley, Ralph L., 1932, 33, 34 (Capt.)
 Hayley, Samuel B., 1911, 12, 13 (Capt.)
 Johnson, Harold, 1948, 49, 50
 Johnson, L. B. (Farmer) 1926, 27, 28
 McLeary, Don, 1968, 69, 70
 Murphy, John, 1975, 76, 77
 Richardson, Jim, 1973, 74
 Spain, Wayne, 1969, 70
 Teague, Trey, 1994, 95, 96, 97
 Thompson, Van, 1939, 40
 Wilson, Al, 1995, 96, 97, 98 (Capt.)
 Jasper
 Baker, Bill, 1966, 67, 68
 Beene, L. Phillip, 1928, 29, 30
 Westmoreland, Eric, 1996, 98, 99, 00 (Capt.)
 Jefferson City
 Hudson, John Bill, 1960, 61, 62
 Jarnagin, F. W., 1899, 1900, 01
 Spivey, Brian, 1989, 90, 91, 92
 Jellico
 Harkness, W. S. (Bill), 1923, 24, 25, 26 (Capt.)
 Johnson City
 Chandler, Allen E., 1942
 Franklin, Aubrayo, 2001, 02
 Hickman, Herman, 1929, 30, 31
 Keever, Wade, 1934

Mutter, Mitch, 1967
 Persinger, Tim, 1969
 Stuart, Phil, 1985, 86, 87, 88
 Kingsport
 Breeding, Ken, 1960, 61
 Carr, Marcus, 1999 (Service)
 Chadwell, James J., 1942
 Cifers, Ed, 1938, 39, 40
 Cifers, Robert G., 1941, 42
 Crawford, Denver, 1942, 46, 47 (Capt.)
 Dingus, Vic, 1967, 68, 69
 Dodd, Robert Lee (Bobby), 1928, 29, 30
 Edwards, Anthony, 1969, 70, 71
 Gaines, Teddy, 1998, 99, 00, 01
 Hammond, Bill, 1962, 63
 Harkleroad, Clay, OG, 1964
 Hug, Paul N. 28, 29, 30
 Jones, Mike S., 1971
 Kerney, Neal, 1994 (Service)
 Nelson, Ralph, 1993
 Showalter, Nick, 1966, 67, 68
 Tritapoe, Phillip, 2008 (Service)
 White, Steve, 1975
 Williams, Tony, 1984, 85
 Kingston
 Frogg, Michael, 2006, 07
 Frogg, Sammy, 2000
 Hill, Ryan, 2008 (Service)
 Houston, Josh, 2000
 Jackson, Howard, 1956, 57, 58
 Mays, Kevin, 1991, 92, 93, 94 (Capt.)
 Plemons, Josh, 2000
 Wheaton, Lance, 1992, 93, 94
 Wyatt, Bowden, 1936, 37, 38 (Capt.)
 Knoxville
 Anderson, Cory, 2003, 04, 05, 06
 Anderson, Wendell, 1980 (Service)
 Andridge, Bob (Breezer), 1938, 39, 40
 Arbo, Billy, 1975, 76, 77, 78
 Bailey, Howard H., 1932, 33, 34
 Baker, Charles F., 1947, 48, 49
 Banks, Randy, 1990
 Bates, Bill, 1979, 80, 81, 82
 Blackstock, William (Bill), 1951
 Booker, Ronnie, 1982
 Bourkard, Harrison O., 1934, 35
 Bowman, Larry, 1974
 Brackett, H. B. (Deke), 1931, 32, 33
 Brackney, Rick, 1989 (Service)
 Brann, Ray O., 1958
 Bridges, Greg, 1980
 Broome, W. Lloyd, 1938, 40
 Brown, Earle W., 1939, 45
 Bruhin, John, 1985, 86, 87
 Burgess, Robert 1927
 Burnett, Jon, 1973
 Butler, Johnny W., 1939, 40, 41
 Byrd, Ray, 1951, 52
 Caldwell, Chan, 1945, 46, 47
 Campbell, Josh, 1998 (Service)
 Cantrell, Craig, 1979
 Chancey, Steve, 1971, 72, 73
 Clabo, Neil, 1972, 73, 74
 Clabo, Phil, 1973, 74, 75
 Claxton, J. O. (Jim), 1932, 33, 34
 Clinkscales, Joey, 1984, 85, 86 (Capt.)
 Cobb, Reggie, 1987, 88
 Cofer, Joe, 1982, 83, 84
 Cofer, Mike L., 1979, 80, 81, 82 (Capt.)
 Colquitt, Britton, 2005, 06, 07, 08
 Colquitt, Craig, 1975, 76, 77
 Colquitt, Dustin, 2001, 02, 03, 04
 Colquitt, Jimmy, 1981, 82, 83, 84
 Cook, John, 1982, 83, 84
 Cooper, W. C., 1948, 49, 50
 Corby, Graff, 1996, 97
 Cross, Roy L., 1942, 45
 Cruze, Kyle (Buddy), 1955, 56
 Cunningham, Mike, 1976, 77
 Davis, Steve L., 1977, 78, 79
 Deaver, Everett, 1924
 Drummonds, Ronnie, 1968, 69, 70

Edmonds, Oscar, 1944
 Eichholtz, Bill, 1984
 Elmore, James W., 1925, 26, 27
 Emory, David, 1957
 Farmer, Joel, 1983, 84, 85
 Faust, Hugh D., 1930
 Fielden, Alan, 1947, 48, 49
 Fox, D. N., 1904
 Fox, R. E., 1904
 Foxx, Bob, 1938, 39, 40
 Foxx, Frank, 1976, 77, 78
 Francis, John, 1941, 46, 47
 Franklin, Robbie, 1964, 65, 66
 Gentry, Mack, 1964, 65, 66
 Gillem, Adam, 2007
 Graves, Samuel Ray, 1940, 41 (Capt.)
 Harkleroad, Rod, 1966 (Service)
 Hawkins, David, 1983 (Service)
 Helton, Todd, 1993, 94
 Henderson, Joseph Ray (Possum), 1916, 19
 Hensley, Tom, 1952, 53
 Howard, Chip, 1971, 72, 73
 Irwin, Tim, 1978, 79, 80
 Johson, Howard, 1926, 27, 28 (Capt.)
 Johnson, Steven, 1993 (Service)
 Johnston, James G., 1928, 29
 Jones, Phillip E., 1923, 24
 Julian, Jason, 1988, 89, 90, 91
 Kennedy, Edwin M., 1919
 King, Harry F., 1922, 23, 24
 King, William B., 1941
 Kohlase, Charles E., 1929, 30, 31
 Lavin, Robert, 1924
 Ledford, Dennis Marshall, 1941
 Lindsay, Charles, 1919, 21
 Logan, J. G., 1899, 1900
 Lowe, W. O. (Chink), 1914, 15, 16, 19 (Capt.)
 Lund, Bob, 1945, 46, 47, 48
 Luttrell, Bill, 1938, 39, 40
 Major, Mark, 1944, 45, 46, 47
 Maples, Talmadge R. (Sheriff), 1931, 32, 33 (Capt.)
 McCleskey, J. J., 1989, 90, 91, 92 (Capt.)
 McDonald, Jim, 1966, 67, 68
 McKenzie, Raleigh, 1982, 83, 84
 McKenzie, Reggie, 1981, 82, 83, 84
 McLean, Evan A., 1912, 13, 14, 15 (Capt.)
 McMichael, Jeff, 1981, 82
 McPherson, C. L., 1932
 Milner, Orvis, 1946, 47
 Mitchell, D. K., 1931
 Moses, Fred J., 1933, 34, 35
 Mugleston, Steve, 2003
 Murriel, Martin, 1977, 78
 Myers, Andy, 1950, 51, 52
 Needham, Kenneth L. (Shorty), 1933, 34, 35
 Nelson, Tony, 1986, 87, 88
 Newman, Fred, 1939, 40
 Newman, W. M., 1896, 99, 1900 (Capt.)
 Neyland, Bob Jr., 1952, 53
 Overholt, Bobby, 1957
 Paty, John M., 1962, 63, 64
 Pickens, Richard, 1966, 67, 68
 Pickle, Joe, 1983 (Service)
 Price, Jason, 1995, 96
 Price, Mike, 1966, 67, 68 (Service)
 Pruett, Kenneth, 1949, 50
 Reagan, Seth, 2000, 01, 02
 Reeves, Von, 1988, 89, 90, 91
 Rice, E. B., 1909
 Rogan, Dennis, 2007, 08
 Rollins, John, 1987, 88
 Rudder, David, 1978, 79
 Sanderson, Ken, 1976, 77, 78
 Schenk, C. G., 1900
 Schneitman, Dale, 1978, 79 (Service)
 Scott, Benson, 1997, 98, 99
 Severance, Charles, 1959, 60
 Sexton, Scott, 1994 (Service)
 Shafer, Bo, 1956, 57, 58
 Sherrod, Horace (Bud), 1947, 48, 49, 50
 Slack, Tom, 1948
 Smith, Boyd M., 1932

Smith, Daryle, 1984, 85, 86
 Smith, Roy (Looney), 1947, 48, 49, 50
 Stancell, Harold, 1964, 65, 66
 Stephens, Buster, 1944, 45
 Stewart, Lyonel, 1975, 77, 78
 Suffridge, Robert (Bob), 1938, 39, 40
 Townes, Tim, 1970, 71, 72
 Tucker, Homer, 1988
 Tucker, Willis, 1940
 Vaughan, Charles W. (Pug), 1932, 33, 34
 Venable, Sam A., 1932
 Walker, David, 1987
 Walker, Jackie, 1969, 70, 71 (Capt.)
 Walter, Hank, 1972, 73, 74
 Warren, Preston, 1987, 88, 89, 90
 Welch, Tim, 1983, 84, 85
 West, Hodges (Burr), 1938, 39, 40
 Widby, Ron, 1964, 65, 66
 Wilkinson, Rick, 1981, 83
 Williams, Johnny, 1981, 82, 83
 Wilson, Nick, 2003
 Witherspoon, Carl, 1971, 72
 Young, Bill, 1966, 68, 69 (Capt.)
 Zurcher, Kevin, 1989
 Lafayette
 Glover, Jimmy, 1965, 66, 67
 LaFollette
 Chapman, Ray M., 1953
 Garner, Hugh, 1952, 53, 54
 Kincaid, Bill, 1956
 Lake City
 Noe, Richie, 1992
 Smelcher, Jim, 1955, 56, 57
 LaVergne
 Templeton, Rick, 1995 (Service)
 Lawrenceburg
 Adams, Ralph, 1952
 Brown, Bob G., 1960
 Cone, Steve, 1973, 74
 Lebanon
 Stewart, Howard L., 1931, 32, 33
 Lenoir City
 Armstrong, Jack, 1946, 47, 48
 Burdette, George, 1923, 24, 25
 Bond, Robert U., 1924
 Wampler, Chris, 1980, 81, 82
 Lewisburg
 Batey, Jack S., 1924
 Lexington
 McAdams, Johnny, 1981, 84
 Herndon, L. Houston, 1927, 28, 29
 Livingston
 Carr, Hilrey, 1956
 Sadler, Ken, 1958, 59
 McKeen, Allyn, 1925, 26, 27
 Loretto
 Augustine, Pat, 1959, 61, 62
 Loudon
 Kline, Cedric, 1986, 87, 88, 89
 Nichols, Jack, 1960, 61
 Louisville
 Stafford, Tim, 1986, 87
 Madisonville
 Franklin, Coy, 1958
 Franklin, Mack, 1951, 52, 53 (Capt.)
 Kefauver, Estes, 1922, 23
 Sloan, Ira, 1920, 21
 Manchester
 Farrar, Scot, 1976, 77
 Martin
 Clifton, Chad, 1996, 97, 98, 99 (Capt.)
 Harrell, Justin, 2003, 04, 05, 06
 Ofenheusle, Will, 1999, 00, 01, 02 (Capt.)
 Vowell, J. Graham, 1914, 15, 16, 21
 Vowell, Morris A., 1913, 14, 15, 16
 Vowell, Richie, 1924
 Maryville
 Braswell, James, 1996
 Casteel, Mike, 1980, 81, 82
 Clemmens, Bob B., 1921
 French, D.F., 1900
 Harris, Chris, 1993 (Service)

Hill, Jimmy, 1948, 49, 50
 Kerr, Andy, 2003 (Service)
 McBrayer, Brett, 1987, 88
 Melton, Gary, 1966, 67
 Prugh, Chuck, 2004
 Satterfield, Larry, 1972, 73, 74
 Sparks, Scott, 1987, 88
 Spradlin, Danny, 1977, 78, 79, 80
 Tilson, Paul, 1959, 61, 62
 Webb, Danny, 1958
 McEwen
 Baker, Carey, 1990
 McMinnville
 Lynn, Alan, 1979
 Martin, Danny, 1979, 80
 Memphis
 Aiken, Malcolm, 1930, 31, 32
 Barnes, William (Billy), 1937, 38, 39
 Bone, William (Bill), 1923, 24
 Bradford, Jim B., 1919, 20
 Briggs, Jesse, 1977
 Brown, Travis, 1998 (Service)
 Caldwell, Lamar, 1970, 71, 72
 Canale, Frank, 1962
 Canale, George, 1960, 61, 62
 Canale, Whit, 1962, 64
 Cannon, Bram, 2008
 Cooper, Richard, 1984, 85, 87
 Cotton, Jackie, 1963, 64, 65
 Dickerson, Calvin, 1981
 Dickerson, Mondre, 2002, 03
 Dorsey, Richard T., 1932, 33, 34
 Fuller, C. J., 1902, 3
 Fulton, Charles, 1965, 66, 67
 Fusco, Ryan, 2005 (Service)
 Harper, Daryl, 1980, 81
 Hiding, Lee, 1973, 74, 75
 Hoque, Chris, 1996, 97
 Holloway, Jerry, 1967, 68
 Howe, Bubba, 1954, 55, 56
 Hutton, Tom, 1991, 92, 93, 94
 Ingram, Brian, 1977, 78, 79
 Ingram, Reggie, 1990, 91, 92, 93
 Janes, Palmer, 1919, 20, 21
 Johnson, W. C., 1906, 07, 08, 09, 10 (Capt.)
 Krouse, Henry W., 1932, 34, 35
 Leake, David, 1963, 64, 65
 Leake, Don, 1958, 59, 60
 Linebarier, Chip, 1976, 77, 78
 Lott, Andre, 1998, 99, 00, 01 (Capt.)
 Loudermilk, Robert, 1999
 Marino, Rick, 1966, 67, 68
 Matthews, John, 1981, 82, 83
 McCabe, Willis, 1919
 McGuire, Kennard, 1986, 87
 McKeen, E. Allyn, 1925, 26, 27
 Milam, Kevin, 1970
 Molck, Ricky, 1971, 72
 Moore, Jeff, 1975, 76, 77, 78
 Moore, Vincent, 1987, 89, 90
 Noel, Tori, 1993, 95, 96, 97
 Peoples, Carlton, 1979, 80, 81, 82
 Pinner, Sam, 1996, 97
 Poley, David, 1973, 74
 Pounders, Louis E., 1932, 33, 34
 Powell, Don, 1923
 Robinson, Antonio, 1993
 Sartelle, John, 1993, 94, 95, 96
 Stone, Cory, 1993, 94
 Studaway, Mark, 1979, 80, 81, 83
 Walker, Chris, 2007, 08
 Ward, Ernie, 1973, 74, 75
 Warren, James, 1992, 93
 Watts, Johnny, 1977, 78, 79
 White, Steve, 1992, 93, 94, 95
 Williams, Dan, 2007, 08
 Wilson, Cedrick, 1997, 98, 99
 Wilson, Ellix, 2004, 06, 07, 08 (Capt.)
 Wilson, Rollin, 1922, 24
 Milan
 Fields, Earnest, 1988, 89, 90, 91 (Capt.)
 Fisher, John, 1988, 89, 90, 91 (Capt.)

Kidd, George, 1992, 93, 94, 95
 McRee, Kenny, 1945
 Smith, Jeff, 1981, 82, 84, 85
 Smith, Larry, 1989
 Via, Mike, 1986 (Service)
 Woods, Gerald, 1963, 64, 65
 Morristown
 Christmas, E. K., 1924
 Gratz, Bobby, 1963, 64, 65
 Hale, Jerronne, 2002 (Service)
 Helton, L. T., 1960, 62
 Jellicorse, Reggie, 1964, 65
 Jones, Frank D., 1926
 Sanders, Randy, 1985, 86, 87, 88
 Spooone, Bill, 1953
 Stewart, James, 1991, 92, 93, 94
 Wemlinger, Gary, 1969
 Mt. Juliet
 Hibbett, Johnny, 1983, 84, 85, 86
 Pafford, R. W., 1904, 05
 Mt. Pleasant
 Powell, John, 1951, 52, 53
 Mumford
 Jones, Johnnie, 1982, 83, 84 (Capt.)
 Witherington, Sid, 1973
 Mufreesboro
 Allen, Mikki, 1996, 97, 98, 99
 Carter, Howard, 1976 (Service)
 Demastus, Mike, 1974, 75 (Service)
 Griffin, Gerald, 1996, 97, 98, 99
 Hayes, Joe Black, 1936, 36, 37 (Capt.)
 Locke, Eric, 2000
 Morton, Bobby, 1962, 63
 Parsons, David, 1974, 75, 76
 Peebles, Antron, 1996, 97, 98
 Treece, Chris, 1987
 Nashville
 Amonette, Jason, 1993 (Service)
 Armstrong, Carlton, 1979, 80, 81
 Bartholomew, Ben, 2008
 Bartholomew, Will, 1998, 99, 00, 01 (Capt.)
 Bass, Ben, 1969
 Baucom, Tom, 1967, 68, 69
 Biggers, Kurston, 1999
 Brown, Herbert T., 1928, 29, 30
 Bush, Wayne, 1962, 63
 Campbell, David, 1971, 72, 73
 Carter, Tony, 1984 (Service)
 Carter, Vince, 1984, 85, 86
 Davis, Keith, 1985, 86, 87, 88
 Decker, James Quinn, 1928, 29, 30
 Denney, Austin, 1965, 66 (Capt.)
 Disspayne, Elmer, 1939
 Dudley, Bubba, 1969
 Filson, Dave, 1968, 69
 Fisher, Lavoisier, 1982, 83, 84, 85
 Fisher, Walter, 2006, 07, 08
 Fitzgerald, Maurice (Buck), 1998, 99, 00, 01
 Fleming, Cory, 1990, 91, 92, 93 (Capt.)
 Foxall, Joe, 1960, 61, 62
 Frank, Milton, 1931, 32, 33
 Gaines, Greg, 1978, 80
 Gaylor, Jim, 1975, 76, 77
 Goodrich, Guinn B., 1932, 33
 Gordy, John, 1954, 55, 56 (Capt.)
 Hackman, J. S. (Buddy), 1928, 29, 30
 Henderson, John N., 1999, 00, 01 (Capt.)
 Hill, Claude, 1946, 47, 48
 Holbert, David, 2004, 05, 06, 08 (Service)
 Husband, Tom, 1958, 60
 Ingram, Phil, 1978, 79
 Jakobik, Jack, 1991, 92
 Johnson, Greg, 1993, 94, 95, 96
 Johnson, Neil, 1998, 99, 00
 Jones, Kenny, 1978, 79, 81, 82
 Jones, Mike E., 1967, 68, 69
 Jones, Sam W., 1923, 24, 26
 Lowe, Wes, 1989
 Lynch, Brian 1997, (Service)
 Maxwell, Jim, 1970, 71
 McClain, Lester, 1968, 69, 70
 Miller, Jim, 1983, 84, 85, 86

Mixon, Manley, 1968, 69, 70
 Mondelli, Jim, 1967, 68
 Patterson, Bobby, 1967, 69
 Patterson, Jack, 1963, 64, 65
 Phillips, Mose, 1991, 92, 93, 94
 Poe, Matt, 1994 (Service)
 Powell, Jeff, 1985
 Proctor, J. B., 1946, 47, 48
 Ridley, Reggie, 2001 (Service)
 Robinson, Tom, 1923, 24, 25
 Rogers, Austin, 2007, 08
 Saunders, W. Raymond, 1929, 30, 31
 Silvey, George, 1968, 70, 71
 Smith, Wayne, 1968, 69
 Sneed, W. Bush, 1923
 Spivey, Jeremy, 1992
 Stacey, Dan, 2000, 01
 Talbot, Joe, 1923
 Tomlinson, Billy, 1963, 64, 65
 Waddell, Ken, 1959, 60
 Wade, John, 1979
 Williams, Jay, 1977, 78, 79, 80
 Newcomb
 Sharp, Brad, 2003 (Service)
 New Market
 Huff, Avery, 1980
 Riley, Spencer, 1996, 97, 98, 99 (Capt.)
 Newport
 Henry, Duan, 1982
 Martin, Craig, 1990, 91
 Niota
 Thompson, Johnny, 1970, 72
 Norris
 Duncan, Alan, 1978, 79, 80
 Oak Grove
 Fairfield, C. D., 1897
 Oak Ridge
 Colquitt, Jerry, 1991, 92, 93, 94
 Griffith, Dave, 1952, 53
 Grubb, Jim, 1956, 57
 Higginbotham, Roger, 1974
 Lanter, Bill, 1956, 57
 Lee, Alan, 1974
 Love, Emmon, 1971, 72, 73
 Pope, Jackie, 1960
 Richards, Larry, 1960, 61, 62
 Shaffer, David, 1971, 72, 73
 Stephens, Don, 1958
 Summers, Shawn, 1992, 93, 94, 95
 Walker, Jeff, 1975
 Old Hickory
 Clay, Boyd, 1937, 38, 39
 Oliver Springs
 Kreis, Gary, 1967, 68, 69
 Paris
 Humphreys, Cecil C. (Sonny), 1933, 34, 35
 Scholes, Charles, 1954
 Smith, Gordon E., 1931, 32, 33
 Perryville
 Striegel, Roy B. (Pap), 1919, 20, 21, 22 (Capt.)
 Philadelphia
 Wilkerson, Bruce, 1983, 84, 85, 86 (Capt.)
 Pikeville
 Boynton, John, 1965, 66, 67
 Thomas, Houston, 1987, 88, 89
 Portland
 Bailey, John (Skeeter) W., 1938
 McGlothin, Bill, 1970, 71, 72
 Wallen, Joe, 1936, 38, 39
 Powell Station
 Dougherty, Nathan W., 1906, 07, 08, 09 (Capt.)
 Pulaski
 Abernathy, George T., 1926, 27
 Aymett, Julian, 1902, 03
 Denbo, Don, 1968, 69, 70
 Gordon, Bobby, 1955, 56, 57
 Redding, Jack, 1944
 Rockford
 Emerit, Justin, 1998 (Service)
 Rockwood
 Baker, W. G., 1906, 07, 08
 Rogersville

Winstead, Jid, 1956
 Sale Creek
 Holland, Mark, 1992, 93, 94
 Savannah
 Barnhill, John, 1925, 26, 27 (Capt.)
 Kerr, R. V., 1911, 12, 13, 14
 Thompson, Joe, 1969, 70, 71
 Selmer
 Finlayson, Jake, 2002, 03, 05
 Finlayson, John, 1998, 99, 00, 01
 Sevierville
 Cox, William G., 1929, 31
 Layman, Jason, 1992, 93, 94, 95 (Capt.)
 Mathews, Joey, 1999, 00, 01
 McCroskey, Frank, 1952, 53
 Sewanee
 Majors, Bill, 1958, 59, 60
 Majors, Bobby, 1969, 70, 71
 Seymour
 Atchley, Randy, 1984 (Service)
 Galyon, Scott, 1992, 93, 94, 95 (Capt.)
 Shelbyville
 Coffey, Charles, 1953, 54, 55
 Gleaves, Bob, 1956
 McCroskey, Clemmons, 1989, 90
 Palmer, Edwin C., 1933, 34, 35 (Capt.)
 Signal Mountain
 Sullivan, Jimmy, 1962, 64
 Smyrna
 Johnson, Marsalous, 2006, 07, 08
 Soddy Daisy
 Upton, Mark, 1993
 Somerville
 Armstrong, Murray, 1956, 57, 58
 Bennett, Tom L., 1969, 70, 71
 Rike, Jim, 1938, 39
 South Pittsburg
 Dietzen, Walter N., 1919, 20, 21
 Moore, Eddie, 1999, 00, 01, 02 (Capt.)
 Neff, Herbert Arlie, 1922, 23, 24, 25
 Phillips, Jimmie R., 1920, 22
 Smith, Kenny, 1997
 Sparta
 Cantrell, Edd M., 1953, 54, 55, 56
 Johnson, Bill, 1955, 56, 57 (Capt.)
 Little, Joseph P. (Joe), 1936, 37, 38
 Mitchell, Stan, 1963, 64, 65
 Mitchell, Steve, 1971, 72, 73
 Spring City
 Benton, Charles, 1983, 84, 85, 86
 Brengle, Bobby, 1952, 53, 54
 Douglas, David, 1984, 85
 Douglas, Steve, 1983, 84
 Gillespie, Charles, 1979, 82
 Spring Hill
 Peery, Arnall, 1906, 07, 08, 09
 Wells, Scott, 2000, 01, 02, 03 (Capt.)
 Sweetwater
 Cleveland, Terence, 1986, 87, 88, 89
 Cozart, Joe, 1981, 82
 Kile, Jack, 1959
 Vick, Warren, 1941
 Talbott
 Crossley, Andrew, 2003 (Service)
 Tellico Plains
 Phillips, Ed, 1963
 Stratton, Mike, 1959, 60, 61
 Ten Mile
 Leiner, Cotton, 1958, 59, 60
 Trenton
 Long, R. A., 1942, 45, 46
 Tullahoma
 Anderson, Malcolm S., 1932, 33, 34
 Brixey, Tom, 1948, 49
 Campbell, M. R., 1896, 99
 Duvall, Jim, 1975, 76, 77
 Ellis, Dick, 1967
 Tusculum
 Doak, Alf, 1920
 Union City
 Adkins, Stockton, 1955, 56, 57
 Jernigan, Tom, 1967, 68

Phillips, Marvin, 1958, 59, 60
 Walland
 Dalton, Benny, 1968, 69
 Dalton, Bob, 1961, 62, 63
 Waverly
 Baird, Doug, 1987, 88, 89, 90
 Waynesboro
 McClain, Hubert, 1961
 White Bluff
 Williams, Robert, 2005 (Service)
 Winchester
 Fulmer, Phillip, 1969, 70, 71
 Hall, Jeff, 1995, 96, 97, 98 (Capt.)
 Rudder, Bill, 1971, 72, 73
 Woodbury
 Robinson, Ray, 1985, 86, 87, 88

Alabama

Athens
 Brown, Wes, 2006, 07, 08
 Birmingham
 Browne, David, 1968, 69, 70
 Caldwell, Mike, 1972, 73, 74
 Garmon, Bob, 1985, 86, 87
 Logan, Kim, 1975, 76, 77
 Meek, Bill, 1940, 41, 42
 Poole, Robert, 1994, 95, 96, 97
 Sutton, Phil, 1978, 79
 Bridgeport
 Robinson, Tyrone, 1985, 86
 Carbon Hill
 Darty, Landon, 1955, 56, 57
 Florence
 Akin, Brent, 1978 (Service)
 Anderson, Charlie, DE, 1974, 75, 76
 Gooch, Mike, 1965, 67, 68
 Heflin
 Wright, Gary, 1966, 67
 Homewood
 Powers, Rick, 1976, 77
 Huntsville
 Burns, Mark, 1979, 80, 81
 Butler, Ed, 1999, 00, 01
 Cooper, Kenneth, 1981, 82, 83, 84
 Holloway, Condredge, 1972, 73, 74 (Capt.)
 Kent, Jermaine, 2001 (Service)
 Kent, Joey, 1993, 94, 95, 96
 Malone, Robert, 1976, 78
 Moore, Rashad, 1999, 00, 01, 02
 Phillips, Greg, 1975, 76
 Rowan, Billy Joe, 1946, 47
 Swain, Jayson, 2003, 04, 05, 06
 Irondale
 Hobby, Marion, 1986, 87, 88, 89 (Capt.)
 Meridianville
 Moon, David, 1984
 Mobile
 Kimbrough, Charles, 1985, 86, 87
 Lewis, Roderick, 1990, 91
 Martin, Tee, 1996, 97, 98, 99 (Capt.)
 Powe, Roc, 1991
 Montgomery
 Downey, Pat, 1962, 63
 Flowers, Richmond, 1966, 67, 68
 Trott, Stan, 1970, 71, 72
 Weary, Fred, 1998, 99, 01 (Capt.)
 Williams, Keldrick, 2002
 Muscle Shoals
 Allen, Jason, 2002, 03, 04 (Capt.), 05 (Capt.)
 Opelika
 Larkins, Corey, 2001, 02, 03, 04
 Prichard
 Bennett, Fred, 1984, 85, 86
 Wilson, Charles, 1984, 85, 86, 87
 Russellville
 Sears, Arron, 2003, 04, 05, 06
 Sheffield
 Crowson, Larry, 1951
 Finch, Kelsey, 1976, 77, 78
 Tuscaloosa
 Gann, Gene, 1960, 61
 York

Edmonds, H. M., 1896, 97, 1900

Alaska

Fairbanks
 Bonham, Shane, 1992, 93

Arizona

Mesa
 Binion, Larry, 1995, 96
 Phoenix
 Fair, Terry, 1994, 95, 96, 97

Arkansas

Augusta
 Turner, James, 2004, 05
 Clarendon
 Houston, Cedric, 2001, 02, 03, 04
 Jonesboro
 Coleman, Reggie 1999, 00, 01
 Jones, Greg, 2002, 03
 Newport
 Ratliff, Leslie, 1992, 93, 94
 Warren
 Fellows, Roshawn, 2004, 05
 Kemp, Ricardo, 2006, 07
 Smith, Bret, 2003, 2004, 05, 06

California

Antioch
 Toeaina, Albert, 2004, 05
 Bakersfield
 Dunkin, Jim, 1983, 84
 Berkeley
 Howard, Anthony, 1985, 86
 Carson
 Burnett, Kevin, 2000, 01, 03 (Capt.), 04 (Capt.)
 Cypress
 Alatorre, Steve, 1980, 81
 Fountain Valley
 Valbuena, Gary, 1972, 73
 Granada Hills
 Granzow, Judd, 1998, 99
 Huntington Beach
 Aiello, Sam, 1982
 Ishii, Dusty, 2003
 Irvine
 Gerardi, Greg, 1990
 Long Beach
 Morris, Randall, 1980, 81, 82, 83
 Los Angeles
 Dafney, Bernard, 1990, 91
 Mims, Chris, 1990, 91
 Moorpark
 Weaver, Mark, 2002 (Service)
 Northridge
 Clausen, Casey, 2000, 01, 02, 03 (Capt.)
 Oakland
 Ransom, Lester, 2005 (Service)
 Simmons, Tony, 1982, 83, 84
 Paramount
 Veal, Demetris, 2001, 02
 Pasadena
 Miller, Anthony, 1986, 87
 Sacramento
 Smith, Onterio, 1999
 Stallworth, Donte, 1999, 00, 01
 San Bernardino
 Swanson, Eric, 1984, 85
 San Diego
 Foster, Arian, 2005, 06, 07, 08
 San Jose
 Wilson, Gibril, 2002, 03
 San Ramon
 O'Neal, Kenny, 2007
 Thousand Oaks
 Clausen, Rick, 2004, 05 (Capt.)
 Walnut Creek
 Simon, Kevin, 2002, 03, 05
 Whittier
 Mauriello, Bob, 1966

Connecticut

Bridgeport
 DeHart, Dick, 1966 (Service)
 Dobelstein, Robert, 1942, 44 (Capt.), 45
 Dobelstein, Russ, 1944, 45, 46
 Falco, Joe, 1963, 64
 Hubbell, Franklin S. (Bud), 1941, 42, 46
 Hubbell, Webster E., 1941
 Pedersen, Arnold, 1962, 63
 Wildman, Charles, 1944, 45, 46, 47
 New Britain
 Middleton, Albert, 1932
 South Windsor
 Symonds, Brad, 1994 (service)
 Stamford
 Mayes, Vin, 1966 (Service)

Delaware

Wilmington
 Davis, Vando, 1986, 87, 88

Florida

Apopka
 Elmore, Kent, 1988, 89
 Bartow
 Frazier, Bobby 1963, 64, 65
 Boca Raton
 Sullenger, Owen, 1996
 Bradenton
 Anderson, Bill, 1955, 56, 57
 Gooden, Bernard, 1999, 00
 Brooksville
 Bronson, Tom, 1987
 Fisher, Tom, 1964, 65
 Clearwater
 Hunt, George, 1969, 70, 71
 Clewiston
 Glass, Glenn, 1959, 60, 61
 Coral Gables
 McDougal, Ed, 1974 (Service)
 Deerfield Beach
 Schaeffer, Brent, 2004
 Delray Beach
 Clark, Vince, 1982, 83, 84
 Jester Nick, 1992, 93, 94, 96
 Eau Gullie
 Callaway, Richard, 1967, 68, 69
 Fort Lauderdale
 Cannon, Gary, 1960, 61
 Miley, Floyd, 1988, 89, 90, 91
 Reich, Phil, 1987
 Fort Pierce
 Phillips, Vernon, 1980
 Frostproof
 Harper, Alvin, 1987, 88, 89, 90
 Henry, Travis, 1997, 98, 99, 00
 Gainesville
 Bronson, Tommy E., 1955, 56, 57
 Dickey, Daryl, 1984, 85
 Hahn, Jimmy C., 1966, 67, 68 (Service)
 Graceville
 Stokes, Charles, 1950, 51
 Immokalee
 Saint Preux, Ovince, 2002, 04
 Jacksonville
 Crain, Michael, 2007
 Gordon, Milton, 1986
 Lambert, Ken, 1971, 72
 Nettles, Ray, 1969, 70, 71
 Newsome, Scott, 2002, 03, 04
 Partin, Maxwell R., 1941, 45, 46
 Sollee, Neyle, 1958, 59
 Wallace, Randy, 1974, 75, 76
 Watts, Jim, 1972, 73, 74 (Capt.)
 Key Biscayne
 Burke, Greg, 1989, 90
 Lake Butler
 Thomas, Jimmy, 1967, 68, 69
 Lake City
 Sandlin, Bobby, 1956, 57, 58
 Lake Wales

Thompson, Tony, 1988, 89, 90
 Lakeland
 Evans, Art, 2008
 Harrison, Jim, 1979 (Service)
 Largo
 Stowers, Donnie, 1977 (Service)
 Lauderdale Lakes
 Brown, Tony, 2001, 02, 03, 04 (Capt.)
 Mitchell, Cleon, 1993
 Williams, Gerald, 2008
 Longwood
 Dilemme, Bill, 1991
 Marianna
 Bevis, William (Billy), 1942, 44, 45 (Capt.)
 Merritt Island
 Brady, David, 1973, 74, 75, 76
 Miami
 Coleman, Wayne A., 1960, 61, 62
 Daniels, Terry, 1979, 80, 81
 Morley, Demetris, 2005, 06, 08
 Morris, Horace, 1991, 92, 93 (Capt.)
 Powell, Jim, 1942, 46, 47, 48 (Capt.)
 Priest, Tom, 1953, 55
 Reveiz, Carlos, 1985, 86
 Reveiz, Fuad, 1981, 82, 83, 84
 Reyes, Orlando, 1986
 Simons, Kevin, 1985, 86, 87, 88
 Tanner, Larry, 1939
 Taylor, Lenny, 1981, 82, 83
 Thomas, Dave, 1990
 Warren, Buist, 1938, 39, 40
 Young, Eddie, 1955
 Ziegler, Kelly, 1984, 85, 86, 87 (Capt.)
 Midland
 Edmiston, Don (Speedy), 1939, 40, 41
 Mulberry
 Ellis, Carl, 1963, 64
 Naples
 Herrera, Anthony, 2000, 01, 02, 03
 New Smyrna Beach
 Peterson, Trey, 1993, 94, 95
 Ocala
 Edwards, Skip, 1964, 66
 Ellspermann, Steve, 1966 (Service)
 Lincoln, Daniel, 2007, 08
 Palatka
 Johnson, Carl, 1970, 71, 72
 Pensacola
 Payne, Harold (Herky), 1949, 50, 51
 Washington, Anthony, 1976
 Plantation
 Fagan, Jomo, 2002, 03, 04
 Port Orange
 Wold, Steve, 1968, 69, 70
 Punta Gorda
 Reed, Justin, 2003, 04, 05
 Riviera Beach
 Brown, Richard, 1984, 85
 Royal Palm Beach
 Battle, Julian, 2001, 02
 Sarasota
 Archibald, Doug, 1964, 65, 66
 Carter, Al, 1955, 56, 57
 Hannon, Chris, 2002, 03, 04, 05
 Stottlemeyer, Dave, 1955, 56, 57
 Traa, Michael, 1997
 Sebring
 Sanders, Jesse, 1992, 93, 94, 95
 Shalimar
 Coffey, Bryan, 1985
 St. Augustine
 Hancock, Quintin, 2007, 08
 St. Petersburg
 Haslam, Jim, 1950, 51, 52 (Capt.)
 Hutchinson, Byron, 1942
 Nowling, William E., 1940, 41, 42
 Sunrise
 Vladimir Richard, 2007, 08
 Tallahassee
 Hand, Omari, 1999, 00, 01, 02 (Capt.)
 Robinson, Tony, 1983, 84, 85



Madisonville's Estes Kefauver (1922, 23) served in the United States Senate from 1948 until his death in 1963. He was also the vice-presidential nominee of the Democratic party in the 1956 election.

Tampa
 Bennett, Andy, 1969, 71
 Dorsey, Albert, 1965, 67
 Edmonds, Derrick, 1996, 97, 98, 99
 Gunn, Carlton, 1979
 Killian, Gene, 1971, 72, 73
 Kiner, Steve, 1967, 68, 69
 Shannon, H. I., 1908, 09

Georgia

Albany
 Revill, William, 2002, 03
 Americus
 Burton, Lee Otis, 1978
 Parrish, Doug, 1979, 80, 81, 82
 Sims, Tommy, 1982, 83, 84, 85 (Capt.)
 Whitehead, Mike, 1985, 86, 87
 Athens
 Allen, David C., 1970, 71, 72
 Campbell, Tony, 2000, 01
 Smith, Chuck, 1990, 91
 Woodruff, George (Bob), 1936, 37, 38
 Atlanta
 Barron, David, 1974, 75, 76, 77
 Berkhan, Rick, 1977 (Service)
 Bolton, Chris, 1977, 78, 79, 80
 Bullard, Ralph, 1974, 75, 76, 77
 Carmichael, Nick, 1971, 72, 73
 Graddy, Sam, 1985, 86
 Heath, Ricky, 1973
 Jenkins, Lee, 1980, 81, 82
 Johnson, Inquoris (Inky), 2004, 05, 06
 Lewis, Jamal, 1997, 98, 99
 Rabenstein, Russ, 1973, 74, 75
 Terry, Mike, 1979, 81, 82
 Wyche, Bubba, 1967, 68
 Augusta
 Grant, Deon, 1997, 98, 99
 Gray, Glenn, 1963, 64, 65
 Inglett, Paul, 1959, 60
 Krause, Dick, 1958
 Bonaire
 Sessions, Anthony, 1999, 00
 Cartersville
 Leachman, Lamar, 1952, 53, 55
 Cedartown
 Gammage, Elliott, 1965, 66, 67
 Chamblee

Ackermann, Norbert J. Jr., 1963, 64
 Cofer, Mike E., 1979, 80, 81
 Spiva, Andy, 1973, 74, 75, 76 (Capt.)
 Clarkston
 Coleman, Cosey, 1997, 98, 99
 Cohutta
 Young, Sean, 2000, 01, 02, 03
 College Park
 Walker, Shon, 1988, 89, 90, 91
 Commerce
 Overton, Mike, 1973, 74, 75, 76
 Cordele
 Faircloth, Mallon, 1961, 62, 63
 Dalton
 Hair, Sammy, 1972, 73, 74
 Mayo, Bill, 1981, 82, 83, 84
 Starling, Marcus, 1977, 78
 Thomason, Brett, 2008 (Service)
 Townsend, Ricky, 1972, 73, 74
 Weatherford, Jim, 1966, 67, 68
 Dawsonville
 Cunningham, Chad, 2007, 08
 Decatur
 Chadwick, Dennis, 1970, 71, 72
 Chadwick, Walter, 1965, 66, 67
 Kell, Chip, 1968, 69, 70
 Doraville
 Fitchpatrick, Tim, 1973, 74, 75
 Douglas
 Tucker, Glen, 1976, 77
 Douglasville
 Grimes, Bill, 2006 (Service)
 Dublin
 Wynn, Herman D. (Breezy), 1931, 32, 33
 Fairburn
 Berry, Eric, 2007, 08 (Capt.)
 Forsyth
 Toles, Alvin, 1981, 82, 83, 84
 Fort Valley
 Davis, Antone, 1987, 88, 89, 90
 Ft. Oglethorpe
 Poole, Steve, 1973, 74, 75
 Gainesville
 West, Tommy, 1973, 74, 75
 Girard
 Buxton, Buck, 1996, 97
 Griffin
 Gault, Willie, 1979, 80, 81, 82

Talley, Ben, 1991, 92, 93, 94 (Capt.)
 McDaniel, Victor, 1983
 Richards, Willie, 1992
 White, Fred, 1996, 97, 98, 99
 Jesusup
 Warren, John, 1979, 80, 81, 82
 Jonesboro
 Greene, Ben, 2004, 05, 06
 Horn, David, 1992, 93, 94, 95
 Parker, Anthony, 2005, 06, 07, 08
 Smith, Tracy, 1990, 91, 92
 Kennesaw
 Scandrett, David, 1982, 83
 Lafayette
 Careathers, Paul, 1972, 73, 74
 Hannah, Carl, 1956
 Shields, Lebron, 1958, 59
 Suttle, Chevette, 1980
 Lithonia
 Golden, Tad, 1998, 99, 00, 01
 Stallworth, Thomas, 2001
 Thompson, LaMarcus, 2007, 08
 Mableton
 Cunningham, Rory, 1980
 Wheeler, Ronnie, 1973, 74, 75
 Macon
 Brown, Terry, 1983, 84, 85, 86
 Jackson, Leonard, 1980, 81
 Kendrick, Edward, 1999, 00, 02
 Marietta
 Hall, Jason, 2002, 03, 04, 05
 McCallum, Chip, 1988, 89
 Newman, Philip, 2002, 03 (Service)
 Shaw, Robert, 1975, 76, 77, 78 (Capt.)
 Smith, Mike, 1973, 75 (Service)
 Tinsley, Derrick, 2001, 02, 03, 04
 Wilson, Eddie, 1971, 72, 73
 Oxford
 Carter, Dale, 1990, 91
 Powder Springs
 Johnson, Steve, 1994, 95, 97, 98
 Suggs, A.J., 2000
 Ringgold
 Patterson, Don, 1958, 59, 60
 Riverdale
 Olasimbo, Roy, 2007
 Scott, Chris, 2006, 07, 08
 Rome
 Darville, Stephen, 2008 (Service)
 Doolin, Phil, 1973
 Rossville
 Scott, Bobby, 1968, 69, 70
 Richey, Jim, 1954
 Savannah
 Brown, Victor, 1992, 93
 Warren, Dewey, 1965, 66, 67
 Scottdale
 Frost, Tim, 1992
 Stone Mountain
 Davis, Jabari, 2001, 02, 03, 04
 Pearce, Lanny, 1968
 Summerville
 Parrish, Jarod, 2003, 04, 06, 07
 Suwanee
 Freeman, Brent, 2008 (Service)
 Thomasville
 Wilson, Dwight, 1980
 Tifton
 Holt, Ricky, 1981, 82, 83
 Toccoa
 Poole, Tauren, 2008
 Tucker
 Home, Kevin, 1998 (Service)
 North, Lee, 1978, 79, 80, 81 (Capt.)
 Valdosta
 Folsom, Derrick, 1989
 Rowe, Gary, 1974, 75, 76
 Villa Rica
 Weaver, Herman, 1967, 68, 69
 Warner Robins
 Respert, Jason, 2000, 02, 03, 04 (Capt.)
 Waynesboro

Hamilton, Mercedes, 1995, 96, 97, 98 (Capt.)

Hawaii

Kahuku
 Mapu, Jonathan, 2002, 03, 06, 07
 Kailua-Kona
 Mahelona, Jesse, 2004, 05 (Capt.)

Idaho

Boise
 Aitchison, Bret, 1979
 Grant, Stan, 1976
 Mohrman, Mike, 1972, 73, 74
 Merida
 Stowell, Mike, 1989, 90, 91, 92
 Twin Falls
 Watson, Brent, 1974, 75, 76, 77 (Capt.)
 Idaho Falls
 White, Brad, 1978, 79, 80 (Capt.)

Illinois

Aurora
 Munro, Colin, 1951, 53
 Bolingbrook
 Bandemier, Bill, 1973
 Centralia
 Lipscomb, Paul, 1942
 Chicago
 Cameron, A. D. (Scotty), 1912, 14, 15
 Johnson, Ramone, 2008
 Neal, Karlton, 2001, 02, 03, 04
 Urubek, Steve, 1971, 72, 73
 Crystal Lake
 Fuhler, Tom, 1990, 91
 East Moline
 Hood, Merlyn, 1970, 71
 East St. Louis
 Fisher, Armandos, 1993
 Hinsdale
 Bayless, John D., 1931, 32, 33
 Mt. Prospect
 Francis, Jeff, 1985, 86, 87, 88
 Oak Lawn
 Goodrich, Dwayne, 1996, 97, 98, 99
 Shorewood
 Parker, Eric, 1998, 99, 00, 01

Indiana

Fort Wayne
 Hyde, Jerry, 1951, 52, 53
 Rushin, Don, 1954
 Indianapolis
 Banks, James, 2002, 03
 LaPorte
 Szawara, Al, 1976
 South Bend
 Henderson, Sam, 1982, 83, 85
 Syracuse
 Chang, Peter, 2005
 Vincennes
 Allen, Jimmy, 1970

Iowa

Ames
 Benson, Chris, 1989
 Corydon
 Clayton, Rufus, 1922
 Davenport
 Herrmann, Gary, 1951
 Moeller, Gene, 1951, 52
 Iowa City
 Davis, Dorian, 2006, 07
 Marcus
 Hueser, Vernon, 1946, 47, 48

Kansas

Lawrence
 DeLong, Keith, 1985, 86, 87, 88 (Capt.)
 Lenora
 Teel, Jerry, 1991
 Wichita
 Nelson, Lance, 1990

Kentucky

Berea
 Stocker, Luke, 2007, 08
 Campbellsville
 Wagster, John, 1970, 71, 72
 Corbin
 Bible, Alvah, 1970 (Service)
 Danville
 Chambers, Harold, 1960
 Ford, Chester, 1994, 95, 96
 Elizabethtown
 Bennett, William R. (Bill), 1956, 57
 Bird, Terry, 1964, 65, 66
 Fleming
 Stapleton, Clayton, 1941, 46, 47
 Fort Thomas
 Smith, Rob, 2002, 04, 05 (Capt.)
 Franklin
 Roe, Joe., 1957
 Young, Jimmy, 1970, 71, 72
 Fulton
 Roberts, Louis T., 1928, 29, 30
 Hazard
 Burklow, Sammy, 1956, 57, 58
 Kenvir
 Asbury, E. J., 1944, 45
 Louisville
 Ackermann, Norbert J. Sr., 1939, 40
 Autry, Keith, 1974
 Cissell, Don, 1959, 60
 Coleman, Chuck, 1981, 82, 83
 Embry, Jim, 1974
 Hayden, Jerrod, 1997
 Jackson, Bernard, 1998, 99, 00, 01
 Johnson, Shawn, 1996, 97
 Jones, Montrell, 2001, 02
 Klarer, Rudolph (Rudy), 1941, 42
 Lampley, Brad, 1996
 Marquart, Cliff, 1959, 60, 61
 McQuady, Claude, 1945
 Mulloy, Richard, 1939, 40, 41
 Taylor, Leland, 1993, 94
 Theiler, Gary, 1969, 70, 71
 Thomas, Brent, 2000
 Mayfield
 Stephenson, Casey, 1944, 45
 Middlesboro
 Fuson, Clyde (Iq), 1942
 Murray
 Porter, Steve, 1976, 77, 78
 Richmond
 Faulkner, Craig, 1990, 91, 92, 93 (Capt.)
 Morton, Robert, 1975
 Somerset
 Hunter, George L., 1936, 37, 38
 Jasper, Bill, 1949, 50, 51
 South Fulton
 Lowe, Jim, 1963, 65

Louisiana

Abbeville
 Mitchell, Jason, 2002, 03, 04, 05
 Baton Rouge
 Gaines, Cory, 1995, 96, 97
 LaCoste, Kelley, 1967
 Carencro
 Taylor, Lucas, 2006, 07, 08 (Capt.)
 Covington
 Silvan, Nilo, 1992, 93, 94
 Destrehan
 Brown, Chris, 2004, 05, 06, 07
 Lafayette
 Begnaud, Shane, 1993, 95, 97
 Pratt, Troy, 1996
 Shaw, Jarrod, 2008
 Marrero
 Reado, Jarvis, 1995, 97, 98
 Metarie
 Chauvin, Christian, 2001 (Service)
 Davis, Harlan, 1990
 New Orleans

Lauricella, Hank, 1949, 50, 51
 Manning, Peyton, 1994, 95, 96, 97 (Capt.)
 Thompson, Raynoch, 1997, 98, 99
 Norco
 Emery, John, 1993, 94
 Plaquemine
 Williams, JaKouri, 2005, 06, 07
 River Ridge
 Beron, Billy, 1994, 95, 96
 Ruston
 Peace, Robert, 2000, 01, 02, 03
 Shreveport
 Wade, Jonathan, 2002, 04, 05, 06
 Zachary
 Scott, Leonard, 1999, 00, 01, 02

Massachusetts

Brockton
 Gold, Bill, 1941, 42, 46
 Kasetta, Vince, 1949, 50, 51
 Danvers
 Burnham, Bruce, 1954, 55, 56
 Lawrence
 Sweeney, Terry, 1953
 Peabody
 DeLucca, Jerry, 1954, 55

Maryland

Baltimore
 Brandau, Arthur, 1942
 Creamer, Andre, 1984, 85, 86, 87
 Kyler, Greg, 1995
 Cumberland
 Gaffney, James T., 1941, 42
 Hagerstown
 Freeman, Dewayne, 1992
 Martin, Fred, 1963, 64
 Oxen Hill
 Duncan, Clyde, 1981, 82, 83
 Severn
 Henson, Tavio, 1989, 90, 91, 92
 Ruth, Rodney, 1992
 Severna Park
 Green, Ron, 1995, 96, 97, 98
 Silver Springs
 Smithers, Bob, 1956

Michigan

Birmingham
 Tracy, Tom, 1953, 54
 Detroit
 Hayden, Aaron, 1991, 92, 93, 94
 Vest, Roger, 1951, 52
 Flint
 Miller, Michael, 1980, 81, 82
 Mt. Pleasant
 Hartman, Kip, 2003 (Service)
 Oxford
 Bates, Jim, 1966, 67
 Saginaw
 McDaniel, Terry, 1984, 85, 86, 87



Mississippi

Brandon
 Atherton, Myles, 1998 (Service)
 Charleston
 Pritchard, Ken, 1962, 63
 Tedford, Gene, 1963
 Collins
 McNeil, Josh, 2006, 07, 08
 Flora
 Haralson, Parys, 2002, 03, 04 (Capt.), 05 (Capt.)
 Hattiesburg
 Heath, Chris, 2002, 03
 Jackson
 Overstreet, Will, 1998, 99, 00, 01 (Capt.)
 Long Beach
 Mitchell, Xavier, 2004, 05, 06, 07
 Magnolia
 Ratliff, Billy, 1996, 97, 98, 99 (Capt.)
 McCall Creek
 Jordan, Dick, 1942, 46
 Natchez
 Berry, James, 1978, 79, 80, 81 (Capt.)
 Session, Steve, 1991, 92
 Olive Branch
 Thomas, Victor, 2008
 Southaven
 Veazey, Burney, 1998, 99, 00
 Starkville
 Woods, Casey, 2005, 06, 07
 Vicksburg
 Darden, Brian, 1996, 97

Missouri

Cape Girardeau
 Tullis, Jeff, 1989, 90, 91, 92
 Joplin
 Cockrell, Alan, 1981, 82, 83
 Raytown
 Roach, Gary, 1975
 Salem
 Jones, Eli, 2001 (Service)
 St. Louis
 Bergmeier, Ron, 1947, 48, 49
 Jenkins, DeRon, 1992, 93, 94, 95
 Morrow, Russ, 1944, 45
 Pfeiffer, Scott, 1993, 94, 95
 Wood, Caroll, 1945
 Sykesville
 Dutton, Cliff, 1992

New Jersey

Brick
 Panuska, Pete, 1984, 85, 86
 Camden
 Baker, Rashad, 2000, 01, 02, 03 (Capt.)
 McBride, Turk, 2003, 04, 05, 06
 Cedar Grove
 Zecchino, Nick, 1986, 87, 88
 Chatham
 Amsler, Greg, 1986, 88, 89, 90



Delran
 Duff, Bill, 1994, 95, 96, 97
 East Orange
 Lane, Eric, 1993, 94, 95, 96
 Englewood
 Hampton, Anthony, 1994, 95, 97
 Flemington
 Miller, Darrin, 1984, 85, 86, 87
 Mendham
 Zander, Carl, 1981, 82, 83, 84 (Capt.)
 New Brunswick
 Meseroll, Norman, 1946, 47, 48, 49
 Passiac
 Henton, Sterling, 1987, 89, 90
 Paterson
 Schwartzinger, Jimmy, 1940, 41
 Rotella, Al, 1942, 46, 47
 Saddle Brook
 Marren, Bill, 1977, 78, 79, 80
 Union
 Taylor, Frank, 2003 (Service)
 Verona
 Rotella, Jamie, 1970, 71, 72 (Capt.)

New York

Albany
 Peppers, Victor, 1984, 85, 86, 87
 Caledonia
 Poles, Roland, 1987, 88, 89, 90
 East Amherst
 Epstein, Adam, 1988
 Epstein, Jason, 1992 (Service)
 Hempstead
 Oleksiak, Pat, 1952, 54
 Horseheads
 Baldini, Ralph, 1961
 Hudson Falls
 LaSorsa, Mike, 1958, 59, 60 (Capt.)
 Long Island
 Nickla, Ed, 1951, 52
 New Paltz
 Davis, Charles, 1983, 84, 85, 86
 New York
 Melas, Alex, 1966, (Service)
 Niagara Falls
 Holohan, Francis, 1950, 51, 52
 North Tonawanda
 Beutel, Jim, 1954, 55 (Capt.)
 Gust, Ron, 1952, 53, 54
 Urbano, Bobby, 1956, 57, 58 (Capt.)
 Urbano, Roger, 1954, 55, 56
 Riverhead
 Lukowski, Joe, 1957, 58, 59
 Rochester
 Jarvis, Ron, 1965, 66, 67
 Rome
 Davis, Kevin, 1974, 75, 76
 Myslinski, Tom, 1988, 89, 90, 91
 Syracuse
 Jones, Marc, 1989, 90
 Williamsville



New Orleans, La., has produced three All-America performers for the Volunteers. Hank Lauricella (left) in 1951, Peyton Manning (center) in 1997, and Raynoch Thompson (right) in 1999.

Epstein, Adam, 1988
Schoenle, Bill, 1991

Nevada

Las Vegas
McGruder, Lynn, 2000
Reno
Borgognone, Dirk, 1987

North Carolina

Asheville
Bryson, William J., 1940
Gudger, V. L., 1902, 3
King, Craig, 1994, 95, 96
Little, Leonard, 1995, 96, 97 (Capt.)
Tucker, Josh, 1996, 97, 98, 99
Bessemer City
Crosby, Phillip, 1997, 98, 99
Bryson City
Shuler, Benjie, 1993, 95, 96, 97
Shuler, Heath, 1991, 92, 93
Canton
Gibson, Brent, 1993, 94, 95, 96
Williams, Tom, 1960, 61, 62
Catawba
Burton, Shane, 1992, 93, 94, 95
Chandler
Ensley, Jerry, 1960, 61, 62
Charlotte
Boulware, Robert, 2002, 03, 04
Gaither, Omar, 2002, 03, 04, 05
Leak, C.J., 2002, 03, 04
Lloyd, DeAngelo, 1997, 98, 99, 00
Pearman, Bill, 1947, 49, 50, 51
Staley, Maurice, 1994, 95
Vereen, Daryl, 2008
Clemmons
Wendelboe, Kevin, 1991
Concord
Graham, Jay, 1993, 94, 95, 96
Fayetteville
Kirkland, Aaron, 2002
Forest City
Smith, Chavis, 2000, 01, 02, 03
Whiteside, Keyon, 1999, 00, 01, 02
Franklin
Bryson, Shawn, 1995, 96, 97, 98 (Capt.)
Greensboro
Ford, Glenn, 1979, 80
Harmony
James, Andre, 1998, 99, 00, 01
Hendersonville
Marvin, Mickey, 1973, 74, 75, 76
Morgan, Ed, 1950, 51, 52
Hickory
Johnson, Austin, 2008
Jamestown
Rumsey, Tim, 1979, 80, 81, 82
Kannapolis
Stanback, Haskel, 1971, 72, 73
Lawndale
Briscoe, Josh, 2005, 06, 07
Maiden
Ramseur, Chris, 1997, 98
Marshville
Colston, Travis, 1999, 00
Mt. Airy
Gruble, John, 1947, 48, 49, 50
Murphy
Alexander, Frank, 1950, 51, 52
Pickens, Carl, 1989, 90, 91
New Bern
Hardesty, Montario, 2006, 07, 08(Capt.)
New London
Owens, O.J., 2001, 03
Norton
McGuire, R. L., 1910, 11, 12

Raeford
Cameron, Bill, 1963, 64, 65
Raleigh
Coleman, Lee, 1969

Leach, Sonny, 1970, 71, 72
Ussery, Bob, 1952, 53
Salisbury
Pulliam, Robert, 1972, 73, 74
Yarbrough, John, 1973, 74, 75
Shelby
Briscoe, Josh, 2008
Sneads Ferry
Ingram, Mark, 1995, 96
Statesville
Graham, Bobby, 1999, 00, 01
Sylva
Streater, Jimmy, 1977, 78, 79 (Capt.)
Thomasville
Smith, Jerry, 1964, 65, 66
Turnage, Gordon, 1969, 71, 72
Valdese
Williams, Bob, 1954, 55
Warrenton
Terry, Corey, 1996, 97, 98
Waynesville
Crompton, Jonathan, 2006, 07, 08
Weaverville
Hightower, Chris, 2000
Robinson, Harvey L., 1931, 32
Wingate
Marsh, Steven, 1999, 00, 01, 02
Winston-Salem
Graham, Conrad, 1970, 71, 72
Wardlow, Antonio, 2006, 07

Ohio

Akron
Reynolds, Antonio, 2004, 05, 06, 07
Cincinnati
Blaylock, Brad, 2001 (Service)
Fletcher, Mark, 1988, 89, 90, 91
Gayles, Mike, 1974, 75, 76
Hardy, Darryl, 1988, 89, 90, 91
James, David, 1980, 81, 82
Jester, Mike, 1978, 79
Martin, Ben, 2007, 08
Meyer, Charles, 1951
Rapien, Mike, 1988, 89, 90
Reynolds, Art, 1971, 72, 73
Reynolds, Jack, 1967, 68, 69
Sabato, Al, 1942
Schaffer, Joe, 1957, 58, 59 (Capt.)
Turnbow, Jesse, 1975, 77
Webster, Chris, 1977
Williams, Russ, 1974, 75, 76, 77
Cleveland
Barbish, Bill (Moose), 1951, 52, 53
Fisher, Bob, 1951, 52, 53
Hancock, Anthony, 1978, 79, 80, 81
Hust, Al, 1940, 41, 42 (Capt.)
Hust, Emil R., 1939, 41
McGee, Tim, 1983, 84, 85 (Capt.)
Morgan, Anthony, 1988, 89, 90
Stroud, Jack, 1947, 48, 49, 50 (Capt.)
Columbus
Canini, Pat, 1963
Naumoff, Paul, 1964, 65, 66 (Capt.)
Dayton
Brown, Laron, 1983
Days, Kelly, 1987, 88, 89, 90
McCullough, Andy, 1994, 95, 96, 97
McNamara, Jim, 1966
Price, Peerless, 1995, 96, 97, 98
Glendale
Rotroff, Roger, 1951, 52, 53
Hamilton
Myers-White, Adam, 2006, 07, 08
Hopedale
Trupovnieks, Jani, 1980, 81
Jamestown
James, Roland, 1976, 77, 78, 79 (Capt.)

Lancaster
DeFillippo, Joe, 1975 (Service)
Lima
Howard, William, 1984, 85, 86, 87

Mansfield
Ernsberger, Dick, 1949, 50, 51
Weber, Nick, 1939, 40
Mason
Munoz, Michael, 2000, 02, 03 (Capt.), 04 (Capt.)
Massillon
Daniels, Tim, 1979
Molinski, Ed, 1938, 39, 40
Mentor
Miner, Jim, 1947, 48, 49
Middletown
Blake, Tom, 1945
Truss, Shawn, 1989
New Philadelphia
Simionetti, Leonard, 1940, 41
Orville
Denson, Keith, 1988, 89
Parma
Olszewski, Jeff, 1979, 80, 81
Sandusky
Schwanger, Ted, 1952, 53
Sharonville
Rose, Roy Eugene, 1933, 34, 35
Springfield
Costello, Mike, 1959
Evey, Dick, 1961, 62, 63
Howard, Joey, 1986, 87
Steubenville
Chadnock, John, 1944, 45
Paidousis, Mike, 1944, 45, 46
Toledo
Gordon, Rodney, 1990, 91, 92
Lincoln, Jeremy, 1987, 88, 90, 91
Webb, Chuck, 1989, 90
Washington Ct. House
Smith, Carl E., 1956, 57, 58
Wellston
Potts, Tommy, 1956, 57, 58
Willoughby
Tanner, Don, 1949
Zanesville
McBride, Junior, 1981

Oklahoma

Commerce
Furnas, Doug, 1981, 82
Furnas, Mike, 1982, 83
Edmond
Brown, Eric, 1996, 97
Jenks
Patterson, Ryan, 1990, 92, 93
Lawton
Austin, Raymond, 1993, 94, 95, 96 (Capt.)
Oklahoma City
Hough, Joe, 1976, 77
Jones, Gerald, 2007, 08
Riffer, Eric, 1990, 91
Robinson, Diron, 1995, 96, 97, 98
Ryan, Pat, 1977
Stillwater
Johnson, Tom, 1963
Tulsa
Brown, Jonathan, 1994, 95, 96, 97
Johnson, Brandon, 2003
Meachem, Robert, 2004, 05, 06
Nash, Marcus, 1994, 95, 96, 97
Wyandotte
Derwin, Jim, 1963

Oregon

Hillsboro
Ainge, Erik, 2004, 05, 06, 07

Pennsylvania

Aliquippa
Singer, Curt, 1980, 81, 82, 83
Allentown
Brozowski, John, 1969 (Service)
Ambridge
Lucci, Mike, 1960, 61 (Capt.)
Belle Vernon
Rechichar, Bert, 1949, 50, 51 (Capt.)

Berwick
DeMelfi, Joe, 1962
Blairsville
Baracca, Marty, 1960, 61
Bradenville
Yanosy, Frank, 1967, 68, 69
Chester
Gallagher, Joe, 1973, 74, 75, 76
Cheswick
Schultz, Don, 1958
Donora
Galiffa, Ari, 1964, 66
Easton
Mark, Alton S., 1931, 32, 33
Eddystone
McGeehan, Chick, 1968
Erie
Mathis, Andre, 2006, 08
Hazelton
Hicks, Bob, 1947
Sekanovich, Dan, 1951, 52, 53
Indiana
Christian, Bill, 1977, 79
Johnstown
Price, Royal, 1942, 46, 47
Kane
Hillman, Bill, 1942, 46
Lansford
Vowell, Richie, 1924
Vugrin, James, 1946, 47, 48, 49
Leechburg
Kolenik, Vic, 1951, 52
Levittown
Kremser, Karl, 1967, 68
Manongahela
Gearing, Paul, 1946, 47, 48, 49
McKees Rocks
Kolinsky, Frank, 1955, 56, 57
Vituccio, Gary, 1965
Midland
Hibbard, Bob, 1954, 55, 56
Mt. Pleasant
Surlas, J. J., 1989, 90, 91, 92
Munhall
Stupar, Francis, 1949
Murrysville
Catanzano, Jon, 2005 (Service)
New Kensington
Maiure, Joe, 1950, 51, 52
New Washington
Smargiasso, Heath, 1994, 95
Philadelphia
Bellis, Leonard, 1945
Glascott, Bob, 1956
Lis, Stan, 1952
Markloff, Dave, 1949
Mayock, Dick, 1952
McFadden, Bud, 1955
McWilliams, John, 1954
Michels, John, 1950, 51, 52
Petrella, Bob, 1963, 64, 65
Weisenberg, Andrew, 1908, 09
Pittsburgh
Balitsaris, George, 1946, 47, 48
Balitsaris, Mike, 1939, 40, 41
Streno, Glenn, 1981, 82, 83
Scranton
Drost, Ray, 1942, 46, 47
Sharon
Molaskey, Ron, 1965
Smithport
Petrucci, Leo, 1932, 33
Spring City
Tanara, Al, 1962, 63, 64
St. Michael
Kozar, Andy, 1950, 51, 52
Sykesville
Gudalis, Bill, 1958
Tamaque
Becker, Hubert, 1947
Wallingford
Jones, Mark, 2000, 01, 02, 03
Webster

Godzak, Ed, 1952
 Williamsport
 Bordinger, Don, 1951
 Windber
 Zvolerin, Bob, 1963
 Yeadon
 Meneses, Oscar, 1944

Rhode Island

Cranston
 Polofsky, Gordon, 1949, 50, 51
 Pawtucket
 Elkas, Ray, 1948, 49
 Providence
 Carpenter, Don, 1969, 70
 Russas, Al, 1946, 47, 48
 Slater, Walter, 1941, 42, 46 (Capt.)

South Carolina

Anderson
 Ellis, Shaun, 1997, 98, 99
 Charleston
 Williams, Martin, 1988, 89,
 Clio
 Ayers, Robert, 2005, 06, 07, 08 (Capt.)
 Columbia
 McDaniel, Tony, 2003, 04, 05
 Conway
 Brown, Jake, 2008 (Service)
 Darlington
 Gandy, Richie, 2004, 05
 Weatherford, Derrick, 1965, 66, 67
 Dillon
 Chavis, John, 1977, 78
 Easley
 Morgan, Stanley, 1973, 74, 75, 76
 Gaffney
 Coleman, Jeff, 1995, 96, 97, 98
 Stevenson, Dominique, 1998, 99, 00, 01
 Greenville
 Merritt, J. B. 1968, (Service)
 Mills, Joe, 1973, 74,
 Greer
 Cannon, Sinclair, 2005, 06, 07
 Hartsville
 Haynesworth, Albert, 1999, 00, 01
 Hopkins
 Alston, Chris, 1992
 Myrtle Beach
 Sumpter, Nate, 1977, 79
 North Charleston
 Gowdy, Jerry, 1962, 63
 Pineville
 Smalls, Terriea, 2002, 03
 Rock Hill
 Hefney, Jonathan, 2004, 05, 06, 07
 Simpsonville
 Jolley, Jack, 1979, 80
 St. Matthews
 Willingham, DeAngelo, 2007, 08
 Union
 Gregory, Kevin, 1997, 98, 99
 Young, Eric, 2005, 06, 07
 Walterboro
 Walker, Darwin, 1997, 98, 99 (Capt.)

Texas

Bogata
 Davis, John (Tex), 1951, 52
 Dallas
 Epps, Cortney, 1994
 Levine, Mark, 1995, 96, 97
 Verner, Randy, 1974, 1975
 Williams, Todd, 1994
 Young, Carroll, 1956, 57
 DeSota
 Hale, Troy, 1985
 Hendrix, Tim, 1983, 84, 85, 86
 Hunt, Brian, 1985, 86, 87
 Pryor, Wesley, 1983, 85, 86
 Flower Mound
 Stephens, Nick, 2008

Fort Worth
 Miles, Willie, 1998, 99, 00, 02
 Garland
 Diogu, Eric, 1996, 97, 98
 Parker, Jason, 1992, 93, 94, 96
 Houston
 Asumnu, Stanley, 2006 (Service)
 Killeen
 Barnum, Greg, 1999
 LaMarque
 Douglas, Cody, 2002, 03, 04, 05 (Capt.)
 Midland
 Leaverton, David, 1998, 99
 Mt. Pleasant
 Drummond, Keith, 1954, 55
 Phillips
 Fowler, W. S. (Monk), 1947
 Plainview
 Tudor, D. Vincent, 1927, 28
 Port Neches
 Aguilard, Kyle, 1977, 78, 79
 Sherman, Craig, 1899
 San Antonio
 McKenzie, Nevin, 2007, 08
 Sonora
 Wright, George, 1957, 58
 Spring
 Cambell, Corey, 2003, 04, 05
 Stephenville
 Stewart, Brannndon, 1994
 Tatum
 Creer, Lennon, 2007, 08
 Moore, Denarius, 2007, 08

Virginia

Abingdon
 Knight, Steve, 1981, 82, 83
 Alexandria
 Foster, Clifton, 1983 (Service)
 O'Neal, Art, 1963
 Annandale
 Frere, Rob, 1970, 71, 72
 Frere, Ron, 1972 (Service)
 Appalachia
 Huneycutt, Ralph, 1947, 48, 49
 Bassett
 Mattox, Bruce, 1961, 62
 Bristol
 Feathers, Beattie, 1931, 32, 33
 McEver, Gene, 1928, 29, 31
 Smith, Thomas, 1938, 39
 Walls, Alex, 1999, 00, 01, 02
 Wilson, Darryal, 1981, 82
 Chesapeake
 Stewart, Clifton, 1967, 68
 Danville
 Flora, Charles, 1949, 50
 Martin, Ray, 1951, 52
 Dumfries
 Stewart, Antwan, 2003, 05, 06
 Fairfax
 Behrens, John, 1975, 76 (Service)
 Falls Church
 Garner, Charlie, 1992, 93
 Farmville
 Carter, George, 1950
 Gate City
 Dougherty, Joe Q., 1933, 35, 36
 McMeans, Neal, 1966, 67, 68
 Quillen, Ford, 1958
 Sivert, Jim, 1949
 Wolfe, Dennis, 1976, 77, 78 (Capt.)
 Hampton
 Jeffers, Lemont Holt, 1978, 79, 80, 81 (Capt.)
 Kelly, Todd, 1989, 90, 91, 92 (Capt.)
 Mayo, Jerod, 2006, 07
 Wilson, James, 1989, 91, 92, 93 (Capt.)
 Vinson, Brent, 2007, 08
 Lynchburg
 Hubbard, Bill, 1953, 54
 Hubbard, Hal, 1951, 52, 53
 Wade, Jimmy, 1951, 52, 53, 54

Maxwell
 Fisher, Buddy, 1961, 62, 63 (Capt.)
 Newport News
 Emanuel, Frank, 1963, 64, 65
 Hahn, Jimmy R., 1949, 50, 51
 Norfolk
 Beard, Ed, 1961
 Butler, Dan, 1951, 53
 Daffer, Ted, 1949, 50, 51
 DeLong, Ken, 1967, 68, 69
 DeLong, Steve, 1962, 63, 64 (Capt.)
 Lyons, Vernon, 1950, 51
 Martin, David, 1997, 98, 99, 00
 Mitchell, Marvin, 2002, 03, 05, 06
 Sherrill, J. W., 1948, 49, 50
 Yancey, David, 2004, 05, 06
 Pennington Gap
 Kirk, Todd, 1985, 86, 87
 Petersburg
 Earl, Richard, 1970, 71, 72
 Portsmouth
 Brunson, Mario, 1990, 91, 92, 93
 Coggins, Roger, 1948, 49
 Griesbach, Bob, 1952
 Waff, Wayne, 1962
 Radford
 Mauck, Mike, 1974, 75, 76
 Richlands
 McGlothlin, Matt, 2003, 05, 06
 Richmond
 Wood, Lee, 1989, 90
 Salem
 Webb, Charlton, 1975, 77, 78
 Staunton
 Kluge, Steve, 1979, 80, 81, 82
 Stephens City
 Washington, Kelley, 2001, 02
 Tazewell
 Beavers, Brent, 1997
 Virginia Beach
 Adams, Mark, 1988, 89, 90, 91
 Fayton, C.J., 2002, 03, 04, 05
 Wise
 Carter, J. W., 1959, 60, 61
 Woodbridge
 Frazier, Savion, 2007, 08
 Yorktown
 Hovanic, Mark, 1985, 86, 87

Washington

Seattle
 Puki, Craig, 1975, 76, 77, 78 (Capt.)

West Virginia

Alderson
 Shields, David, 1961
 Shires, Marshall (Abe), 1938, 39, 40
 Beckley
 Romine, Dave, 1940
 Bluefield
 Davis, Bob, 1949, 50, 51
 Fisher, Jody, 1941, 42
 Milchin, Jerry, 1961, 62, 63
 Steiner, Max, 1938, 39, 40
 Buckhannon
 Gurdak, Matt, 2002, (Service)
 Century
 Cvetnick, John, 1954
 Charleston
 Crutchfield, Todd 1987, (Service)
 Heydrick, Paul D., 1929
 Huffman, Dick, 1942, 46
 McCartney, Ronnie, 1973, 74, 75 (Capt.)
 Moore, Mark, 1988, 89
 Stephenson, Dave, 1946
 Thayer, Harry J. (Hobo), 1928, 29, 30 (Capt.)
 Zontini, Lawrence, 1942
 Hillsboro
 Bartholomew, Sam, 1937, 38, 39 (Capt.)
 Hinton
 Shires, Pat, 1950, 52, 53

Huntington
 Tardy, Drew, 2006 (Service)
 Madison
 Myers, James A. (Jim), 1941, 42, 46
 Matawan
 Howard, Ermel, 1946, 47, 48
 Montgomery
 Lloyd, Owen C., 1941, 42
 Morgantown
 Bailey, Carey, 1988, 89, 90, 91
 New Cumberland
 Woolfer, Jim, 1974, 75, 76
 North Fork
 Pike, Patrick (Buddy), 1944, 45, 46
 Princeton
 Sizemore, Bernie, 1949, 50
 Scarbro
 Cafego, George, 1937, 38, 39
 St. Albans
 Coleman, Jimmy L., 1938, 39, 40
 Mitchell, Charles T., 1941, 42, 43
 Welch
 Callaway, Tom, 1967, 68, 69
 Wheeling
 Reineke, Charles W., 1928, 29, 30

Wisconsin

Appleton
 Williams, Cliff, 1956
 Milwaukee
 Thomas, Alfred, 1937, 38, 39

Washington, D.C.

Herzbrun, Lon, 1955, 56, 57
 McCoy, Rico, 2006, 07, 08

Canada

Hamilton, Ontario
 Sanderson, Dale, 1983
 Lachine, Quebec
 Danychuk, Bill, T, 1964
 St. Hubert, Quebec
 Dumont, Guillaume, 2003 (Service)
 Winnipeg, Manitoba
 Yatkowski, Paul, 1992, 93

Germany

Berlin
 Ritzmann, Constantin, 1999, 2000, 01, 03 (Capt.)



2003 captian Constantin Ritzmann is the only Tennessee letterman not from North America.

Adkins, Greg (Marshall 1989)—Tight Ends, Offensive Line, Recruiting Coordinator 2003-2004; Tight Ends, Director of Recruiting 2005. Offensive Line 2006-08.

Altizer, Scott (Furman 1993)—Senior Services Administrative Assistant/High School Relations 1999-2004; Coordinator Football Operations 2005-Present.

Amedee, Lynn (LSU 1963)—Quarterbacks 1979.

Anderson, Bill (Tennessee 1958)—Offensive Ends 1964.

Avezano, Joe (Florida State 1965)—Offensive Line 1977-79.

Bailey, John W. (Tennessee 1939)—Line 1955-63.

Baker, Bill (Tennessee 1969)—Offensive Ends 1976.

Barnhill, John H. (Tennessee 1928)—Freshmen 1931-34, Line 1935-40; Head Coach 1941-45.

Barry, Mike (Southern Illinois 1969)—Offensive Line 1998-2002.

Bates, Jim (Tennessee 1968)—Linebackers 1989.

Battle, William R. (Bill) (Alabama 1963)—Off. Ends 1966-69; Head Coach 1970-76.

Bennett, Buddy (South Carolina 1961)—Defensive Backs 1970.

Bevis, Bill (Tennessee 1945)—Backfield 1948-49.

Blackburn, David (Tennessee 1989)—Assistant Recruiting Coordinator 1993; Administrative Assistant 1994-98. Assistant Athletics Director Football Administration and Compliance 1999-2003.

Brackett, Deke (Tennessee 1934)—Assistant Freshmen 1934; Backfield 1935.

Bradley, Mark (Samford 1969)—Junior Varsity 1991; Tight Ends 1992-95; Offensive Line 1996-97; Tight Ends/Assistant Offensive Line 1998-2000.

Britton, William H. (Bill) (Army 1916)—Ends 1926-34; Head Coach 1935; Ends 1936-42, 1946.

Brooks, Dan (Western Carolina 1976)—Defensive Line 1994-98, 2003-Present; Defensive Line/Recruiting Coordinator 1999-2002, Defensive Line 2003-08.

Brown, Kippy (Memphis State 1977)—Receivers 1983-89; Assistant Head Coach/Receivers 1993-94.

Bumpas, Dick (Arkansas 1971)—Inside Linebackers 1985-88.

Burney, Jacob (Tennessee-Chattanooga 1981)—Defensive Line 1993.

Cafego, George (Tennessee 1940)—Backfield & Kickers 1955-63; Scout & B Squad 1964-73; Kickers 1974-84.

Caldwell, Chan (Tennessee 1948)—Ends 1949-54.

Caldwell, Steve (Arkansas State 1977)—Defensive Ends/Special Teams 1995-2005; Defensive Ends 2006-08.

Capers, Dom (Mount Union 1972)—Defensive Backs 1980-81.

Catavolos, George (Purdue 1967)—Defensive Backs 1982-83.

Chancey, Ralph (Tennessee 1949)—Backfield 1950-63; Administrative Assistant 1979-88.

Chaney, Jim (Central Missouri State 1985) — Offensive Coordinator/Offensive Line 2009.

Chavis, John (Tennessee 1979)—Graduate Assistant 1979; Defensive Line 1989; Linebackers 1990-94; Defensive Coordinator 1995-1998 Assistant Head Coach/Defensive Coordinator/Linebackers 1999-2004; Assoc. Head Coach/Defensive Coordinator/Linebackers 2005-08.

Clawson, Dave (Williams 1989)—Offensive Coordinator/Quarterbacks 2008.

Coe, Charlie (Kansas State 1973)—Receivers 1990; Running Backs 1991-92.

Coffey, Charles (Tennessee 1956)—Defensive Line 1963-65.

Conlin, Jon (Virginia Tech 1972)—Defensive Backs 1976.

Cool, W.C. (Cornell)—Line 1917.

Cornwell, Thomas H. (Washington & Jefferson)—Line 1920.

Cox, Bill (Florida State 1968)—Quarterbacks 1977-78.

Cregg, James (Colorado State 1997) — Offensive Line/Tackles and Tight Ends 2009.

Cutcliffe, David (Alabama 1976)—Part-time 1982; Tight Ends—1983-88; Running Backs 1989; Quarterbacks 1990-1991; Passing Game Coordinator /Quarterbacks 1992; Offensive Coordinator/Quarterbacks 1993-94; Assistant Head Coach/Offensive Coordinator/Quarterbacks 1995-1998, 2006-2007.



David Cutcliffe is currently the head coach at Duke.

Davis, Bob (Tennessee 1952)—Freshmen 1966-68; Defensive Ends 1969; Scout Squad 1970; Freshmen 1971-73; Junior Varsity 1974-75; Administrative Assistant to Athletics Director 1976-85; Assistant Athletics Director/Operations 1986-1988; Associate Athletics Director/Facilities 1989-2003.

Dickey, Gerry (Wichita State 1992)—Assistant A.D. Football Operations 2003-06.

Dockery, Rex (Tennessee 1964)—Freshmen 1970; Offensive Ends 1971.

Donahue, Ken (Tennessee 1951)—Assistant Head Coach/Line 1956-60; Defensive Coordinator 1985-1988.

Drayton, Stan (Allegheny 1993)—Running Backs 2008.

Dunn, Jimmy (Florida 1959)—Offensive Backs 1964-69.

Dyar, Jim (Houston 1967)—Defensive Line 1977-79.

Elliott, Jerry (Auburn 1957)—Defensive Line 1973-74; Offensive Ends 1974-75.

Emanuel, Frank (Tennessee 1965)—Defensive Ends 1979; Defensive Line 1980-81.

Faust, Hugh (Tennessee 1931)—Assistant Freshmen 1931-34; Freshmen 1935-50; Backfield 1941-42.

Foels, Mel (Bowling Green 1965)—Outside Linebackers 1984-88; Defensive Ends 1989.

Forrester, Ron (Arkansas 1955)—Ends 1958-59.

Franklin, Robbie (Tennessee 1967)—Defensive Ends/Junior Varsity 1976; Outside Linebackers 1977-78.

Fulmer, Phillip (Tennessee 1972)—Student Coach 1972-73; Offensive Line 1980-88; Offensive Coordinator/Offensive Line 1989-92; Head Coach 1992-2008.

Garner, Rodney (Auburn 1990)—Tight Ends 1996; Tight Ends/Offensive Tackles 1997.

Garza, Willie Mack (Texas 1993) — Defensive Backs 2009.

Gaut, David G. (Tennessee 1907)—Line 1908.

Gibson, Vince (Florida State 1955)—Linebackers 1964-66.

Gran, Eddie (California Lutheran 1987) — Running Backs/Special Teams 2009.

Graves, Ray (Tennessee 1942)—Line 1944-45.

Hall, Jack (Newbery 1950)—Assistant Freshmen 1969.

Hamilton, Ray (Oklahoma 1978)—Defensive Line 1992.

Harkness, W.S. (Bill) (Tennessee 1927)—Freshmen 1927-30.

Harris, Walt (Pacific 1968)—Offensive Coordinator 1983-87; Assistant Head Coach/Offensive Coordinator 1988.

Harrison, Bob (Kent State 1964)—Receivers 1977-1982.

Hatfield, Ken (Arkansas 1965)—Assistant Freshmen 1968; Freshmen 1969; Offensive Ends 1970.

Hatfield, Sid (Tennessee 1954)—Recruiter 1970-74.

Haupt, Dale (Wyoming 1954)—Assistant Freshmen 1960; Freshmen 1961-63.

Herzbrun, Lon (Tennessee 1958)—Linebackers 1969-76.

Higdon, Bill (Tennessee 1970)—Assistant Recruiter 1975; Recruiting Coordinator 1976; Recruiting Aide 1977-79; Recruiting Coordinator 1980-88; Administrative Assistant 1989; Senior Administrative Assistant 1990-92; Assistant Athletics Director/Game Management 1992-Present.

Hildebrand, William (Mississippi State 1946)—Assistant Freshmen 1950.

Hitt, Dick (Mississippi College 1930)—Line 1955-60.

Hobt, A. Watt (Ohio State)—Line 1921, Backfield 1922-23; Freshmen 1924-25.

Hofner, Jim (Cornell 1972)—Quarterbacks 1989.

Hollifield, Herbert (Chattanooga 1950)—Recruiter 1963.

Holloway, Condredge (Tennessee 1991)—Assistant Athletics Director/Director of Player Relations 1998-Present.

Hooser, Hobart (Tennessee 1928)—Line 1942.

Huggins, Lide (South Carolina 1964)—Offensive Ends 1972-73; Offensive Backs 1974-75.

Hust, Al (Tennessee 1943)—Ends 1947-54.

Idzik, John (Maryland 1951)—Assistant Freshmen 1950.

Jackson, Bobby (Howard 1963)—Offensive Backs 1977-79; Defensive Coordinator/Linebackers 1980-82.

Johnson, Harold (Tennessee 1950)—Assistant Freshman 1951

Johnson, L.B. (Farmer) (Tennessee 1929)—Line 1949-54.

Jones, Bob (Baylor 1957)—Offensive Ends 1965.

Jones, Larry (LSU 1955)—Defensive Coordinator, Defensive Line 1970, 1974-76.

Julies, John (Ball State 1974)—Junior Varsity 1978; Defensive Line 1979. Defensive Ends 1980-82.

Keane, Tim (Arkansas State 1968)—Defensive Backs 1990-92.

Kiffin, Monte (Nebraska 1963) — Defensive Coordinator 2009.

Kile, Jack (Tennessee 1962)—Freshmen Line 1962-65, Recruiter 1966-69.

Kirk, Jerry (East Tennessee State 1963)—Junior Varsity 1980-81; Admin. Aide 1983.

Knotts, Doug (Duke 1956)—Defensive Line 1966-69.

Kreiger, Earl C. (Ohio 1919)—Backfield 1920.

Lacewell, Larry (Arkansas 1959)—Defensive Coordinator, 1990-91.

Lindsay, Charles (Tennessee 1921)—Freshman 1926.

Lowe, W.O. (Tennessee 1920)—Line 1922-23.

Lowery, Emmett (Purdue 1934)—Assistant End and Scout 1947-58.

Luke, Matt (Mississippi 2000)—Recruiting Coordinator/Tight Ends/Offensive Line 2006-2007.

Madden, Joe (Maryland 1957)—Assistant Head Coach/Defensive Backs 1977-79.

Maddox, Bob (Frostburg State 1968)—Defensive Line 1992.

Majors, Bill (Tennessee 1961)—Assistant Freshmen 1963-64; Def. Backs 1964-65.

Majors, Johnny (Tennessee 1957)—Graduate Assistant 1957; Backfield 1958-59; Head Coach 1977-92.

Malone, Fred (Fisk 1964)—Offensive Line 1975-76.

Marmie, Larry (Eastern Kentucky 1965)—Defensive Coordinator, Inside Linebackers 1983-84; Defensive Coordinator 1992-94.

Marrone, Doug (Syracuse 1991)—Offensive Tackles/Tight Ends 2001

Marshall, Steve (Louisville 1980)—Offensive Line 1993-95.

Mathews, Doug (Vanderbilt 1970)—Offensive Backs 1980-88; Defensive Backs 1989/Defensive Coordinator 1989.

Mauer, John (Illinois 1926)—Ends 1939-40; Fresh. 1941-42; Ends 1944-46; 1961-63.

McCollum, Andy (Austin Peay 1981)—Linebackers 1995 (Spring).

McCorvey, Woody (Alabama State 1972)—Running Backs 1999-2003

McDonald, Jim (Ohio State 1939)—Linebackers 1955-62; Head Coach 1963; Assistant Athletic Director 1964-81.

McKinney, George (Arkansas 1962)—Freshman 1964-65; Defensive Backs 1966-69.

Michael, Jason (Western Kentucky 2002)—Tight Ends 2008.

Mingey, Tim (St. Joseph's [Ind.] 1972)—Recruiting Coordinator 1989-1990.

Murrell, William (Tennessee 1937)—Assistant Freshmen 1938-40; Line 1941, 1947.

Neyland, Robert R. (Army 1916)—Backfield 1925; Head Coach 1926-34, 1936-40, 1946-52; Athletics Director 1952-62.

Norris, Rex (East Texas State 1964)—Defensive Line 1990-1991.

Oakes, B.F. (Illinois 1923)—Line 1924-25.

O'Neil, Bernard (Bunzy) (Tennessee 1943)—Freshmen 1952-56.

Orgeron, Ed. (Northwestern State 1984) — Assistant Head Coach/Recruiting Coordinator/Defensive Line 2009-Pres.

Pace, Bill (Wichita State 1954)—Assistant Head/Quarterbacks 1980-81.

Parker, Henry Lee (Mississippi State 1948)—Administrative Assistant 1977-78.

Parker, Paul B. (Army 1916)—Line 1926-34.

Pearce, Leroy (Wyoming 1949)—Ends 1955-56.

Pederson, Steve (Nebraska 1980)—Recruiting Coordinator 1991-92; Associate Athletic Director/Football Operations 1993.

Peel, Ike (Tennessee 1941)—Assistant Freshmen 1942; Backfield 1945-48; Freshmen 1949-51; Backfield 1952-53.

Pontius, Miller (Michigan 1914)—Line 1914-15.

Price, Royal (Tennessee 1947)—Assistant Freshmen 1948.

Proctor, Bobby (Arkansas 1955)—Freshmen 1957-60.

Ramsey, Kevin (Indiana State 1984)—Defensive Backs 1995-1998.

Rash, Charlie (Missouri 1959)—Offensive Line 1964-65.

Reaves, David (Appalachian State 2001) — Quarterbacks 2009-Pres.

Robinson, Harvey (Tennessee 1933)—Freshmen 1946-48; Backfield 1949-52; Head Coach 1953-54; Backfield 1960-63.

Rohe, Chuck (Mississippi Southern 1953)—Recruiter 1964-70.

Roper, Bobby (Arkansas 1966)—Linebackers 1977-79.

Roper, Kurt (Rice 1995)—Running Backs 2006-2007.

Sanders, Randy (Tennessee 1987)—Volunteer Coach 1989-90; Receivers 1991-92; Running Backs 1993; Running Backs/Recruiting Coordinator 1994-1998; Quarterbacks/Offensive Coordinator 1999-2005.

Saunders, Al (San Jose State 1969)—Quarterbacks 1982.

Scott, Latrell (Hampton 2001)—Wide Receivers 2008.

Sedden, Charles (Ohio State)—Line 1919.

Sells, Jack (Tennessee 1985)—Tight Ends 1989-90.

Shaw, Bill (Florida State 1972)—Defensive Line 1982-84.

Shealy, Dal (Carson-Newman 1960)—Backfield 1976.

Shira, Charlie— Assistant Freshman 1951

Sines, John (Purdue 1938)—Freshmen Ends 1953-58.

Slade, Larry (Shepherd 1973)—Defensive Backs 1999-08.

Smith, Lovie (Tulsa 1979)—Defensive Backs 1993-94.



Lovie Smith is the head coach of the Chicago Bears.

Steele, Kevin (Tennessee 1979)—Defensive Ends 1982; Defensive Backs 1987.

Stephens, Jimmy Ray (Florida, 1977)—Offensive Line 2002-Present.

Stewart, Clifton (Tennessee 1969)—Assistant Freshmen 1971-72; Assistant Junior Varsity 1973-74.

Stiles, Wayne (Tennessee 1970)—Recruiter 1972-75.

Sweatman, Mike (Kansas 1968)—Outside Linebackers 1983.

Taylor, Trooper (Baylor 1992)— Running Backs 2004-05; Assistant Head Coach Player Development/Running Backs 2005; Wide Receivers 2006-07.

Thompson, Lance (Citadel 1987) — Linebackers 2009-Pres.

Trail, Ray (Arkansas 1963)—Offensive Line 1965-76.

VanDerzee, Kevin (State University of New York at Cortland 2000)—Director of High School Relations 2008.

Underwood, P.W. (Mississippi Southern 1957)—Linebackers 1967-68.

Warmath, Murray (Tennessee 1935)—Ends 1935; Line 1936-39, 1946-48.

Warren, Dewey (Tennessee 1968)—Assistant Freshmen 1970-71.

Warwick, Bruce (Columbia College 1989)—Assistant A.D. Football Operations 2007-08.

Washington, Pat (Auburn 1986)—Wide Receivers 1995-2005.

West, Hodges (Burr) (Tennessee 1941)—Line 1948-54.

West, Tommy (Tennessee 1975)—Running Backs 1990.



Tommy West is currently the head coach at Memphis.

White, W.C. (Tennessee 1922)—Line 1945.

Wilson, Frank (Nicholls State 1997) — Wide Receivers 2009-Pres.

Woodruff, Robert (Tennessee 1939)—Line 1939, 1941, 1961-62; Athletics Director 1963-85.

Wright, Jim (Texas A&M 1958)—Offensive Backs 1970-73.

Wyant, Gary (Wichita State 1963)—Defensive Backs 1971-75; Assistant Athletics Director/Football Operations 1994-96; Associate Athletics Director/Football Operations 1997-98; Senior Associate Athletics Director 1998-Present.

Zook, Ron (Miami [Ohio] 1976)—Defensive Backs 1984-86.



Ron Zook is currently the head coach at Illinois.

Athletics Directors

Barnhill, John H. (Tennessee 1928)—Freshman 1931-34, Line 1935-40; Head Coach 1941-45; Athletics Director 1941-45.
 Dickey, Doug (Florida 1954)—Head Coach 1964-69; Athletics Director 1986-July 2003.
 Hamilton, Mike (Clemson, 1985)—Athletics Director July 2003-Present.
 Neyland, Robert R. (Army 1916)—Backfield 1925; Head Coach 1926-34, 1936-40, 1946-52; Athletic Directors 1926—34, 1936-40, 1946-62.
 Parker, Paul B. (Army 1916)—Line 1926-34; Athletics Director 1935.
 Woodruff, Robert (Tennessee 1939)—Line 1939, 1941, 1961-62; Athletics Director 1963-85.
 Wyatt, Bowden (Tennessee 1939)—Head Coach 1955-62, Acting Athletics Director March 1962-May 63.

Team Trainers/Physicians

Baker, Lenox (Tennessee 1929)—Trainer 1925-28.
 Barry, Billy (Carson Newman)—Assistant Trainer 1966-68
 Bradshaw, Tom (Carson-Newman 1973)—Assistant Trainer 1975-76.
 Brashear, Dr. Robert (Tennessee 1928)—Trainer 1929-37; Team Physician, 1941-42, 46-47.
 Christofferson, John (Colorado 1994)—Assistant Trainer 1997-2000.
 Clements, Keith (Fresno State 1993)—Assistant Trainer 2000-01; Head Trainer 2002-05.
 Click, Moe (Tennessee 1983)—Assistant Trainer 1985-89; Associate Trainer 1992-96.
 Dean, John (San Diego State 2000)—Assistant Trainer and Director of Rehabilitation 2006-Present.
 Duncanson, Robb (Elmira College 1999)—Associate Trainer 2006-Present.
 Faulkner, Dr. Frank (Tennessee Hospital)—Trainer 1928.
 Forgey, J. M. (Dummy)—Assistant Trainer 1926-42.
 Hill, Elmer Ike—Trainer 1942-44.
 Iven, Dr. Val Gene (Oklahoma State 1985)—Team Physician 1994-2006
 Kerin, Tim (Indiana [Pa.] 1969)—Trainer 1977-91.
 Klenck, Dr. Chris (Purdue 1995)—Team Physician 2007-Present.
 McVeigh, Jason (Tennessee 1996)—Director of Rehabilitation 1999-2005. Head Trainer 2006-Present.
 Mullins, Leroy (Eastern Kentucky)—Associate Trainer 1973-74.
 Newman, Chad (Tennessee 1994)—Assistant Trainer 1997-Present.
 O'Neill, Kevin (Pittsburgh 1976)—Assistant Trainer 1977-79.
 O'Brien, Mickey—Trainer 1938-41, 1945-72.
 Powell, Dr. Rex—Team Physician 1938-40.

Rollo, Mike (Tennessee 1977)—Assistant Trainer 1978-1985; Associate Trainer 1986-1992; Trainer 1992-2000; Assistant Athletics Director/Sports Medicine 2001-02.
 Rubright, Dr. Robert (Indiana)—Team Physician 1970-93
 Stansbury, Dwight (Oregon State 1983)—Assistant Trainer 1989-92.
 Wall, Tom (Tennessee 1969)—Assistant Trainer 1969-73; Trainer 1973-76.
 Whited, Jamie (Tennessee 1991)—Assistant Trainer 1993-96; Associate Trainer 1996-97.
 Wood, Jeff (Marshall 1984)—Assistant Trainer 2002-Present.

Strength & Conditioning

Ausmus, Aaron (Tennessee 1998)—Director of Strength and Conditioning (Present).
 Bailey, Dan (Nebraska 1988)—Assistant Strength & Conditioning Coach 1991-95.
 Brown, Brian (Southern Mississippi)—Assistant Strength & Conditioning Coach 1999-2000.
 Carlisle, Chris (Chadron State 1985)—Associate Head Strength & Conditioning Coach 1998-1999.
 Ciano, Eric (Springfield 1996)—Associate Strength & Conditioning Coach 2002-03.
 Coker, Ed (Tennessee)—Assistant Strength & Conditioning Coach 1986.
 Emery, Phil (Wayne State [Mich.])—Assistant Strength & Conditioning Coach 1987-90.
 Galbreath, Harry (Tennessee)—Assistant Strength & Conditioning Coach 2007-Present.
 Gortmaker, Steve (Oklahoma 1998)—Associate Strength & Conditioning Coach, 2009-Present.
 Hobby, Marion (Tennessee 1989)—Assistant Strength & Conditioning Coach 1998; Associate Strength & Conditioning Coach 2004-Present.
 Hamilton, Dan (Ohio State 2002)—Assistant Strength & Conditioning Coach 2006-Present.
 Lehmann, Brian (Kansas State 2000)—Assistant Strength & Conditioning Coach/Sports Nutritionist 2004-06.
 Lindsey, Robert (Oklahoma State 1987)—Assistant Strength & Conditioning Coach 1991-94.
 Long, Johnny (Southeastern Louisiana 1994)—Assistant Strength & Conditioning Coach 1996-99; Associate Head Strength & Conditioning Coach 1999-2002; Head Strength & Conditioning Coach 2002-08.
 Moffitt, Tom (Tennessee Tech 1986)—Assistant Strength & Conditioning Coach 1994-95; Associate Strength & Conditioning Coach 1996.
 Moore, Roderick (Morehouse 1997)—Assistant Strength & Conditioning Coach 2001-03; Associate Strength and Conditioning Coach 2004-2006.
 Ollison, Tony (Arkansas 1991)—Assistant Strength & Conditioning Coach 1996.
 Pauletto, Bruno (Central Michigan 1978)—Strength Coach 1981-93.

Stewart, Chris (Western Carolina 1998)—Assistant Strength & Conditioning Coach 2001-2004; Associate Strength & Conditioning 2005-08.
 Stucky, John (Kansas State 1970)—Director of Athletic Fitness 1994-96; Assistant Athletic Director/Physical Development 1997-2001.

Radio Network Announcers

Anderson, Bill (Tennessee 1958)—Color Announcer 1968-98.
 Foxx, Bob—Color Announcer 1952-67.
 Francis, Jeff (Tennessee 1989)—Sideline Reporter 1999-Present.
 Kesling, Bob (Tennessee 1977)—Play-by-Play 1999-Present.
 Mooney, George—Play-by-Play 1952-67.
 Nelson, Lindsey (Tennessee 1941)—Play-by-Play 1949-50.
 Priest, Tim (Tennessee 1971)—Color Announcer 1999-Present.
 Stout, Alan—Play-by-Play 1951.
 Stowell, Mike (Tennessee 1992)—Sideline reporter 2007-Present.
 Ward, John (Tennessee 1952)—Play-by-Play 1968-98.

Sports Information Staff

Ford, Harris D. (Bud) (Tennessee 1966)—Assistant Sports Information Director 1966-87; Sports Information Director 1987-89; Assistant Athletics Director/Sports Information 1989-99; Associate Athletics Director/Media Relations 2000-Present.
 Goddard, Larry—Sports Information Director 1946-47.
 Grim, David (Tennessee 1984)—Assistant Sports Information Director 1988-89; Associate Sports Information Director 1990-99; Internet Communications Director 2000-03.
 Harris, Haywood S. (Tennessee 1951)—Sports Information Director 1961-87; Assistant Athletics Director/Media Relations 1987-89; Associate Athletics Director/Media Relations 1989-99; Special Assistant to Athletic Director 2000-Present.
 Joyner, Jack—Sports Information Director 1938-41.
 Mann, Keith (Nebraska 1994)—Assistant Sports Information Director 2000.
 Manning, Charles A. (Gus) (Tennessee 1950)—Sports Information Director 1951-1960; Business Manager 1960-89; Senior Associate Athletic Director 1990-1996; Executive Assistant to the Athletic Director 1996-Present.
 Mattingly, Thomas J. (Tennessee 1970)—Assistant Sports Information Director 1987-89; Director of Special Publications 1990-2004.
 Muir, Jeff (Arkansas 1993)—Assistant Sports Information Director 1997-99; Associate Sports Information Director 2000-2003; Internet Communications Associate Director 2004-Present.
 Musser, Tucker—Sports Information Director 1948-50.
 Nelson, Lindsey (Tennessee 1941)—Sports Information Director 1951.

Painter, John (Tennessee 1988)—Associate Sports Information Director 2001-Present.
 Pinkerton, Craig (Kansas State 1994)—Assistant Sports Information Director 2000; Associate Sports Information Director 2001-08.
 Satkowiak, Tom (Tennessee 2002)—Assistant Sports Information Director 2005-Present
 Schriver, Rob—Editor, Tennessee Volunteers Magazine 1978-79.
 Smith, B. Gibson—Editor, Tennessee Volunteers Magazine 1980-87.
 Whitworth, Mark H. (Asbury 1984)—Assistant Sports Information Director 1985-88.

Facilities, Equipment and Grounds Staff

Campbell, Bobby (Tennessee 1973)—Administrative Assistant/Facilities 1990-2003; Director Sports Surface Management 2004-Present.
 Carpenter, Lon—Equipment Manager 1953-66; Equipment Repair Mgr. 1967-71.
 Frazier, Roger—Equipment Manager 1984-Present.
 Hallums, Brad (Tennessee 2005)—Asst. Director/Facilities 2007-Present.
 Hoskins, John Deanie—Groundskeeper 1926-61.
 Key, Cecil—Laundry Attendant 1963-65.
 Martin, Jim—Laundry Attendant 1974-1991.
 Parrott, Max (Tennessee 1984)—Equipment Attendant 1985-86; Asst. Equipment Manager 1987-Present.
 Roach, Hayward—Grounds 1956-70; Groundskeeper 1971-91.
 Roach, Myron—Groundskeeper 1992-Present.
 Rollo, Mike (Tennessee 1977)—Assoc. Athletics Director/Facilities 2003-07.
 Shown, Ernest—Grounds 1972-90; Stadium Supervisor 1991-2003.
 Sitzler, Allen (Tennessee 1999)—Asst. Equipment Manager 2007-Present.
 Sprague, Gene—Equipment Manager 1967-83.
 Shrieve, Chief—Equipment Manager 1946-53.
 Wagner, Jim—Groundskeeper 1960-70.
 Zurcher, Kevin (Tennessee 1997)—Asst. Director/Facilities 2004-Present; Director of Facilities 2007-Present.

1961
Murray Armstrong, Student; Gene Etter, Student; Jack Kile, Student; Don Leake, Student.

1962
Ralph Baldini, Student; Warren Blankenship, Student; J.W. Carter, Student.

1963
Kenny Brown, Student; Jerry Ensley, Student; Larry Richards, Student; Paul Tilson, Student; Tom Williams, Student.

1964
Rex Dockery, Student; Mallon Faircloth, Student; Buddy Fisher, Student; Jerry Milchin, Student; Bobby Morton, Student; Bob Zvo-
lerin, Student.

1965
Rex Dockery, Student; Fred Martin, Student; Jerry Milchin Student; John Paty, Student; Jimmy Sullivan, Student; Al Tanara, Student.

1966
Tom Bass, Student; Bobby Frazier, Student; Glenn Gary, Student; Bobby Gratz, Student; David Leake, Student; Sam Robertson, Student.

1967
Doug Archibald, Student; Terry Bird, Student; Mack Gentry, Student; David Leake, Student; Bob Rollins, Student; Hal Wantland, Student; Gerald Woods, Student.

1968
Jim Bates, Student; Albert Dorsey, Student; Mack Gentry, Student; Joe Graham, Student; David Leake, Student; Bob Rollins, Student; Gerald Woods, Student.

1969
Jerry Holloway, Student; Rufus Lassiter, Student; Jim McDonald, Student; Neal McMeans, Student; Johnny Mills, Student.

1970
Walter Chadwick, Student; Jim Clark, Student; Mike Jones, Student; Gary Kreis, Student; Rufus Lassiter, Student; Clifton Stewart, Student; Wayne Stiles, Student; Dick Williams, Student.

1971
Frank Emanuel, Student; Manley Mixon, Student; Tim Priest, (Tennessee 1971), Freshman Staff; Steve Robinson, Student; Wayne Stiles, Student; James Woody, Student.

1972
Tom Bennett, Student; Ron Durby Student; Phillip Fulmer, Student; Jim Higdon, Student; Don McLeary, Student; Tim Priest, Student ; Gary Theiler, Student.

1973
David Allen, Student; Gene; DeFillippo, Student; Bill Emendorfer, Student; Rob Frere, Student; Phillip Fulmer, Student; Jim Higdon, Student; Tom Johnson, Student; Phil Pierce, Student; Jim Place, Student; Steve Slack, Student; Tim Townes, Tim; Student; John Wag-
ster, Student; Mike Working, Student; Jimmy Young, Student.

1974
John Carlo, Student; Steve Chancey, Student; Gene DeFillippo, Student; Bill Emendorfer,

Student; Jim Place, Student; Mike Working, Student.

1975
Steve Chancey, Student; Steve Cone, Student; Bruce Elliot, Student; Conrad Graham, Student; Mike Gulliano, Student; Tom Jones, Student; Dick Meyer, Student; Mike Townsend, Student.

1976
Bill Baker, Student; Eddie Courtney, Student; Stan Godfrey, (Mars Hill 1967) Part Time; Paul Johnson, Student; Sparky Woods, (Carson-Newman 1976), Part Time.

1977
Craig Boller, (Iowa State 1970), Part Time-Junior Varsity; Richard Coachys (Indiana 1965), Part Time; Stan Godfrey, (Mars Hill 1967), Part time; John Julies, (Ball State 1974), Student.

1978
Craig Boller, (Iowa State 1970) Part Time-Junior Varsity; Roger Cook, (Mississippi State 1972), Part Time; Ron Cox, (Fayetteville State), Volunteer; Scott Farrar, Student; Danny Jenkins, Student; David Lyons, Student; Doug Smith, Student.

1979
Billy Arbo, (Tennessee 1979), Graduate Asst.; John Chavis (Tennessee 1979), Graduate Asst.; Roger Cook, (Mississippi State 1972), Part Time ; Ron Cox, (Fayetteville State) Volunteer; Chris Fischer, (Baker 1975), Part Time-Junior Varsity; Greg Gibson, (Louisville 1978), Part Time.

1980
Ron Cox, (Fayetteville State), Volunteer; Brad Fields, Student; Greg Gibson, (Louisville 1978), Part Time; Jim Hall, Part time; Jim Harrison, Student; Steve Marshall, (Louisville 1980), Part time; Kevin Steele, (Tennessee 1979), Student.

1981
Ron Cox, (Fayetteville State), Volunteer; Greg Gibson, (Louisville 1978), Part Time; Steve Marshall, (Louisville 1980), Part Time.

1982
Ron Cox, (Fayetteville State) Volunteer; David Cutcliffe, (Alabama 1976), Part Time; Greg Gibson, (Louisville 1978), Part Time-Junior Varsity; Kevin Steele, (Tennessee 1979) Part Time.

1983
Todd Berry, (Tulsa 1983), Graduate Asst.; Jim Davis, Graduate Asst.-Junior Varsity; Donald Dunn, Graduate Asst.; Scotty Kessler, (Pacific Lutheran 1981), JV Staff; Steve King, JV Staff; Mike Pack, JV Staff; Dennis Therrell, (Tennessee Tech 1976), JV Staff; Charles Thomas, Graduate Asst.

1984
Gerald Brown, Graduate Asst.; Donald Dunn, Donald, Graduate Asst.-Junior Varsity; Jeff Morrow, Graduate Asst.; Preston O'Neal, Graduate Asst.; Mike Pack, Graduate Asst.; Dennis Therrell, (Tennessee Tech 1976), Graduate Asst.; Charles Thomas, Graduate Asst.

1985
Dave Borberly, (DePauw 1981), Graduate Asst.; Mike Casteel, (Tennessee), Graduate Asst.; Barry Gibson, Graduate Asst.; Jeff Morrow, Graduate Asst.; Preston O'Neal, Gradu-

ate Asst.-Junior Varsity; Jack Sells, (Tennessee 1985) Graduate Asst.

1986
Mike Casteel, (Tennessee), Graduate Asst.; Taz Ellinger, (Utah), Graduate Asst.; Todd Fugett, (East Central Oklahoma, 1983), Graduate Asst.; Jon Gruden, (Dayton 1985), Graduate Asst.; Scotty Kessler, (Pacific Lutheran 1981), Volunteer; Mike Overton, (Tennessee), Graduate Asst.; Dick Russell, (Troy State), Graduate Asst.; Jack Sells, (Tennessee 1985), Graduate Asst.; Garth Warren, (Pacific Lutheran 1983), Graduate Asst.

1987
Daryl Dickey, (Tennessee 1986), Graduate Asst.; Taz Ellinger, (Utah), Graduate Asst.-Junior Varsity; Jon Gruden, (Dayton 1985), Graduate Asst.; Robert Henry, (Mississippi), Graduate Asst.; Dick Russell, (Troy State) Volunteer; Gary Smith, (Virginia Tech) Graduate Asst.

1988
Scott Conley, (East Texas State), Graduate Asst.; Daryl Dickey, (Tennessee, 1986), Volunteer; Todd Kirk, (Tennessee 1988), Graduate Asst.; Todd Murgatroyd, (West Liberty State 1986); Graduate Asst.; Gary Smith, (Virginia Tech), Graduate Asst.; Brian Williams, (Kentucky); Graduate Asst.

1989
Stan Brown, (Davidson, 1978), Graduate Asst.; Bob Garmon, (Tennessee 1988), Graduate Asst.; Dale Jones, (Tennessee 1986), Graduate Asst.; Scott King, (Livingston 1988), Graduate Asst.; Todd Kirk, (Tennessee 1988), Graduate Asst.; Todd Murgatroyd, (West Liberty State 1986), Graduate Asst.; Robert Nunn, (Oklahoma State 1988), Graduate Asst.; Randy Sanders, (Tennessee) Volunteer.

1990
Mark Bradley, (Samford 1969), Graduate Asst.; Steve Caldwell, (Arkansas St. 1977), Graduate Asst.; Bob Garmon, (Tennessee 1988), Graduate Asst.; Robert Nunn, (Oklahoma State 1988), Graduate Asst.; Randy Sanders, (Tennessee), Volunteer; Mike Wolfe, (Oklahoma State 1988), Graduate Asst.

1991
Mark Bradley, (Samford 1969), Graduate Asst.-Junior Varsity; Terence Cleveland, (Tennessee 1991), Graduate Asst.; Drew Fabianich, (Mesa State 1987), Graduate Asst.; Bob Garmon, (Tennessee 1988), Graduate Asst.; Terry Lantz, Graduate Asst. Bill Sliwa, Graduate Asst.

1992
Steve Bird, (Eastern Kentucky 1982), Graduate Asst.; Drew Fabianich, (Mesa State 1987), Graduate Asst.

1993
Reggie McKenzie, (Tennessee), Graduate Asst.; Dick O'Brien, (Tampa 1963), Graduate Asst.

1994
Dick O'Brien, (Tampa 1963), Graduate Asst.; Shannon O'Brien, (Maryville), Graduate Asst.

1995
Robby Collier, (Tennessee 1995), Graduate

Asst.; Dick O'Brien, (Tampa 1963), Graduate Asst.

1996
Jeff Leiker, (Washburn 1985), Graduate Asst.

1997
Steve Jameson, (Worcester Polytechnic Institute), Graduate Asst.; Kurt Roper, (Rice 1995); Graduate Asst.

1998
Steve Jameson, (Worcester Polytechnic Institute); Graduate Asst.; Kurt Roper, (Rice 1995), Graduate Asst.

1999
Ryan Held, (Nebraska 1998), Graduate Asst.; Shawn Quinn, (Carson-Newman 1995), Graduate Asst.

2000
J.P. Purvis, (Mississippi 1986), Graduate Asst.; Shawn Quinn, (Carson-Newman 1995), Graduate Asst.

2001
Shane Beamer, (Virginia Tech 1999), Graduate Asst.; Shawn Quinn, (Carson-Newman 1995); Graduate Asst.

2002
Shane Beamer, (Virginia Tech 1999), Graduate Asst.; Marcus Satterfield, (East Tennessee State 1999), Graduate Asst.

2003
Shane Beamer, (Virginia Tech 1999), Graduate Asst.; Marcus Satterfield, (East Tennessee State 1999), Graduate Asst.

2004
Jason Michael, (Western Kentucky 2002), Graduate Asst.; Geep Wade, (Tennessee-Chat-tanooga, 2001), Graduate Asst.

2005
Jay Graham (Tennessee 2004), Graduate Asst; Shep Campbell, (Arkansas 2001), Graduate Asst.

2006
Rick Clausen (Tennessee 2005), Graduate Asst; Shawn Witten (Virginia Tech 2003), Graduate Asst.

2007
Jim Bob Cooter (Tennessee 2006), Graduate Asst.; Raasaan Haaralson (Southern 1999), Graduate Asst.

2008
Jim Bob Cooter (Tennessee 2006), Graduate Asst.; Raasaan Haaralson (Southern 1999), Graduate Asst.

2009
Mitch Browning (Capital 1979), Graduate Asst.; Inky Johnson (Tennessee 2009), Graduate Asst.

T All-Time Starting Lineups

1933
 LE - Alton Mark
 LT - Milton Frank
 LG - J.B. Ellis
 C - Talmadge Maples
 RG - Gordon Smith
 RT - Howard Bailey
 RE - Murray Warmath
 BB - Deke Brackett
 WB - Leo Petrucci
 TB - Beattie Feathers
 FB - *Breezy Wynn*/Malcom Anderson

1934
 LE - Louis Pounders
 LT - Alfred Austelle
 LG - Ralph Hatley
 C - Jim Claxton
 RG - Murray Warmath
 RT - Howard Bailey
 RE - Gene Rose
 BB - Henry Krouse
 WB - Edwin Palmer
 TB - Charles Vaughan
 FB - George Craig

1935
 LE - Sonny Humphries
 LT - Edwin Crawford
 LG - Dewitt Weaver
 C - Herbie Tade
 RG - Joe Dougherty
 RT - Frank Crawford
 RE - Gene Rose
 BB - Fred Moses
 WB - Edwin Palmer
 TB - Phil Dickens
 FB - William Lippe

1936
 LE - James Porter
 LT - Frank Crawford
 LG - Dewitt Weaver
 C - Joe Little
 RG - Joe Black Hayes
 RT - Robert Fulton
 RE - Ralph Eldred
 BB - William McCarren
 WB - Melvin Herring
 TB - Phil Dickens
 FB - Marion Perkins

1937
 LE - Bowden Wyatt
 LT - Bob Woodruff
 LG - Willie Leffer
 C - Joe Little
 RG - Joe Black Hayes
 RT - Frank Crawford
 RE - Ralph Eldred
 BB - William McCarren
 WB - Edwin Duncan
 TB - Walter Wood
 FB - Marion Perkins

1938
 LE - George Hunter
 LT - Abe Shires
 LG - Ed Molinski
 C - Jim Rike
 RG - Bob Suffridge
 RT - Boyd Clay
 RE - Bowden Wyatt
 BB - Sam Bartholomew
 WB - Bob Foxx
 TB - George Cafego
 FB - Leonard Coffman

1939
 LE - Jimmy Coleman
 LT - Abe Shires
 LG - Ed Molinski
 C - Jim Rike
 RG - Bob Suffridge
 RT - Boyd Clay
 RE - Ed Cifers
 BB - Sam Bartholomew
 WB - Bob Foxx
 TB - George Cafego
 FB - Leonard Coffman

1940
 LE - Jimmy Coleman
 LT - Marshall Shires
 LG - Ed Molinski
 C - Norbert Ackermann
 RG - Bob Suffridge
 RT - Burr West
 RE - Ed Cifers
 BB - Ike Peel
 WB - Bob Foxx
 TB - Van Thompson
 FB - Bill Nowling

1941
 LE - Mike Balitsaris
 LT - Leonard Simonetti
 LG - Rudy Klarer
 C - Ray Graves
 RG - Henry Noel
 RT - Don Edmiston
 RE - Al Hust
 BB - Ike Peel
 WB - Jimmy Schwartzinger
 TB - Johnny Butler
 FB - Bill Nowling

1942
 LE - Al Hust
 LT - Denver Crawford
 LG - Jimmy Myers
 C - Jody Fisher
 RG - Royal Price
 RT - Dick Huffman
 RE - O.C. Lloyd
 BB - Charles Mitchell
 WB - James Gaffney
 TB - Robert Cifers
 FB - Bill Nowling

1943
 NO TEAM-WORLD WAR II

1944
 LE - Roy Cross
 LT - Russ Dobelstein
 LG - E.J. Asbury
 C - Russ Morrow
 RG - Bob Dobelstein
 RT - Bo Stewart
 RE - Patrick (Buddy) Pike
 BB - Billy Bevis
 WB - Casey Stephenson
 TB - Buster Stephens
 FB - Mark Major

1945
 LE - Charles Wildman
 LT - Russ Dobelstein
 LG - Claude McQuady
 C - Ben Miller
 RG - Bob Dobelstein
 RT - Mike Paidousis
 RE - Patrick (Buddy) Pike
 BB - Billy Bevis
 WB - Casey Stephenson
 TB - Buster Stephens
 FB - John Manning

1946
 LE - Franklin Hubbell
 LT - Dick Huffman
 LG - Royal Price
 C - Dave Stephenson
 RG - Ray Drost
 RT - Denver Crawford
 RE - Dick Jordan
 BB - Charley Mitchell
 WB - Bill Hillman
 TB - Walter Slater
 FB - Mark Major

1947
 LE - Chan Caldwell
 LT - Charles Wildman
 LG - Clayton Stapleton
 C - Ralph Huneycutt
 RG - Ray Drost
 RT - Denver Crawford
 RE - Ben Huddleston
 BB - Orvis Milner
 WB - Bob Lund
 TB - Hal Littleford
 FB - George Balitsaris

1948
 LE - Jim Powell
 LT - Jack Stroud
 LG - Ray John Elkas
 C - Ralph Huneycutt
 RG - Charles Baker
 RT - Norman Messeroll
 RE - Al Russas
 BB - Jack Armstrong
 WB - Bob Lund
 TB - Hal Littleford
 FB - Ralph Chancey

1949
 Offense
 LE - Charles Cummins
 LT - Bill Pearman
 LG - Ray Elkas
 C - Bob Davis
 RG - Chaddy Baker
 RT - Ken Donahue
 RE - Jim Miner
 BB - Jimmy Hahn
 WB - Bert Rechichar
 TB - Hal Littleford
 FB - Bernie Sizemore
 Defense
 LE - Bud Sherrod
 LT - Norman Messeroll
 LG - Ted Daffer
 RG - Jim Vugrin
 RT - Jack Stroud
 RE - Allen Fielden
 LB - Gordon Polofsky
 LB - Bill Jasper
 HB - Jimmy Hill
 HB - J.W. Sherrill
 S - W.C. Cooper

1950
 Offense
 LE - John Gruble
 LT - Jack Stroud
 LG - Earl Campbell
 C - Bob Davis
 RG - John Michels
 RT - Jim Haslam
 RE - Vince Kaseta
 BB - Jimmy Hahn
 WB - Bert Rechichar
 TB - Hank Lauricella
 FB - *Dick Ernsberger*/Andy Kozar
 Defense
 E - Bud Sherrod
 T - Roy Smith
 G - Ted Daffer
 G - Francis Holohan
 T - Bill Pearman
 E - Doug Atkins
 LB - Gordon Polofsky
 LB - Bill Jasper
 HB - Jimmy Hill
 HB - J.W. Sherrill
 S - Bert Rechichar

1951
 Offense
 LE - John Davis
 LT - Charley Stokes
 LG - Vernon Lyons
 C - Bob Davis
 RG - John Michels
 RT - Jim Haslam
 RE - Vince Kaseta
 BB - Jimmy Hahn
 WB - Bert Rechichar
 TB - Hank Lauricella
 FB - *Andy Kozar*/Dick Ernsberger
 Defense
 LE - Mack Franklin
 LT - Bob Fisher
 LG - Ted Daffer
 RG - Francis Holohan
 RT - Bill Pearman
 RE - Doug Atkins
 LB - Bill Jasper
 LB - Gordon Polofsky
 HB - Ray Martin
 HB - Joe Maire
 S - Bert Rechichar

1952
 Offense
 LE - John Davis
 LT - Gary Herrmann
 LG - Earl Campbell
 C - Roger Vest
 RG - John Michels
 RT - Jim Haslam
 RE - Vic Kolenik
 BB - Harold Hubbard
 WB - Ed Morgan
 TB - Pat Shires
 FB - Andy Kozar
 Defense
 LE - Mack Franklin
 LT - Bob Fisher
 LG - Francis Holohan
 RG - Andy Meyers
 RT - Doug Atkins
 RE - Roger Rotroff
 LB - Bill Barbish
 LB - Gene Moeller
 HB - Jerry Hyde
 HB - Joe Maire
 S - Bobby Brengle

1953
 LE - Mack Franklin
 LT - Bob Fisher
 LG - John Powell
 C - Lamar Leachman
 RG - Bob Scott
 RT - Darris McCord
 RE - Roger Rotroff
 BB - Bill Barbish
 WB - Jerry Hyde
 TB - Jim Wade
 FB - Ted Schwanger

1954
 LE - Roger Urbano
 LT - Jerry DeLucca
 LG - Charles Coffey
 C - Charles Scholes
 RG - Frank McCroskey
 RT - Darris McCord
 RE - Edd Cantrell
 BB - Jim Beutel
 WB - Terry Sweeney
 TB - Johnny Majors
 FB - Tom Tracy

1955
 LE - Buddy Cruze
 LT - Charles Rader
 LG - Bruce Burnham
 C - Dave Stottlemeyer
 RG - Charles Coffey
 RT - John Gordy
 RE - Roger Urbano
 BB - Jim Beutel
 WB - Bob Hibbard
 TB - Johnny Majors
 FB - Tommy Bronson

1956
 LE - Buddy Cruze
 LT - Charles Rader
 LG - Bruce Burnham
 C - Bubba Howe
 RG - Bill Johnson
 RT - John Gordy
 RE - Roger Urbano
 BB - Stockton Adkins
 WB - Bill Anderson
 TB - Johnny Majors
 FB - Tommy Bronson
 KS - Sammy Burklow

1957
 LE - Landon Darty
 LT - Jim Smelcher
 LG - Lon Herzbrun
 C - Dave Stottlemeyer
 RG - Bill Johnson
 RT - Frank Kolinsky
 RE - Murray Armstrong
 BB - Stockton Adkins
 WB - Bill Anderson
 TB - Bobby Gordon
 FB - Tommy Bronson
 KS - Sammy Burklow

1958
 LE - Mike LaSorsa
 LT - Bo Shafer
 LG - Joe Lukowski
 C - Ray Moss
 RG - Bobby Urbano
 RT - Joe Schaffer
 RE - Tommy Potts
 BB - Jim Cartwright
 WB - Bobby Sandlin
 TB - Bill Majors
 FB - Carl Smith
 KS - Sammy Burklow

1959
 LE - Mike LaSorsa
 LT - Lebron Shields
 LG - Joe Lukowski
 C - Ray Moss
 RG - Wayne Grubb
 RT - Joe Schaffer
 RE - Cotton Letner
 WB - Jim Cartwright
 WB - Ken Waddell
 TB - Bill Majors
 FB - Bunny Orr
 KS - Cotton Letner

1960
 LE - Mike LaSorsa
 LT - Don Cissell
 LG - Paul Inglett
 C - Mike Lucci
 RG - Wayne Grubb
 RT - Ken Frost
 RE - Cotton Letner
 BB - Jim Cartwright
 WB - Ken Waddell
 TB - Glenn Glass
 FB - J. W. Carter
 KS - Cotton Letner

1961
 LE - Mike Stratton
 LT - Kenny Brown
 LG - Ned Sullivan
 C - Mike Lucci
 RG - Larry Richards
 RT - Paul Tilson
 RE - Pat Augustine
 BB - Wayne Coleman
 WB - Hubert McClain
 TB - Mallon Faircloth
 FB - J.W. *Carter*/Bunny Orr
 KS - Gary Cannon

1962
 LE - John Bill Hudson
 LT - Kenny Brown
 LG - Larry Richards
 C - L.T. Helton
 RG - Bob Dalton
 RT - Tom Williams
 RE - Pat Augustine
 BB - Wayne Coleman
 WB - Wayne Waff
 TB - Mallon Faircloth
 FB - George Canale
 KS - George Shufford

1963
 LE - Al Tanara
 LT - Bob Zvolerin
 LG - Ned Sullivan
 C - Bert Ackermann
 RG - Steve DeLong
 RT - Dick Evey
 RE - Buddy Fisher
 BB - Ken Honea
 WB - John Paty
 TB - Mallon Faircloth
 FB - Stan Mitchell
 P - Jackie Cotton
 KS - Fred Martin

1964
 Offense
 TE - Whit Canale
 LT - Gerald Woods
 LG - Terry Bird
 C - Norbert Ackermann
 RG - Robbie Franklin
 RT - Bill Cameron
 SE - Paul Naumoff
 QB - Art Galiffa
 WB - Stan Mitchell
 TB - Hal Wantland
 FB - Jack Patterson
 KS - Fred Martin
 Defense
 LE - Glenn Gray
 LT - Joe Graham
 MG - Steve DeLong
 RT - Carl Ellis
 RE - Bobby Frazier
 MM - Doug Archibald
 LB - Frank Emanuel
 LB - Tom Fisher
 CB - Harold Stancell
 CB - Jerry Smith
 FS - Bob Petrella
 P - Ron Widby

1965
 Offense
 TE - Austin Denney
 LT - John Boynton
 LG - Gerald Woods
 C - Bob Johnson
 RG - Bobby Gratz
 RT - Jim Lowe
 SE - Johnny Mills
 WB - Hal Wantland
 QB - Charles Fulton
 TB - Walter Chadwick
 FB - Stan Mitchell
 PK - David Leake
 Defense
 LE - Paul Naumoff
 LT - Mack Gentry
 MG - Robbie Franklin
 RT - Bill Cameron
 RE - Bobby Frazier
 LB - Tom Fisher
 LB - Frank Emanuel
 CB - Harold Stancell
 CB - Jerry Smith
 MM - Doug Archibald
 FS - Bob Petrella
 P - Ron Widby

**1966**

Offense
 TE - Austin Denney
 LT - John Boynton
 LG - Charles Rosenfelder
 C - Bob Johnson
 RG - Elliott Gammage
 RT - Terry Bird
 SE - Johnny Mills
 WB - Richmond Flowers
 QB - Dewey Warren
 TB - Charlie Fulton
 FB - Richard Pickens
 KS - Gary Wright
 Defense
 LE - Neal McMeans
 LT - Dick Williams
 MG - Bobby Morel
 RT - Derrick Weatherford
 RE - Nick Showalter
 LB - Doug Archibald
 LB - Paul Naumoff
 CB - Harold Stancell
 CB - Jerry Smith
 MM - Jimmy Glover
 FS - Bill Young
 P - Ron Widby

1967

Offense
 TE - Ken DeLong
 LT - Elliott Gammage
 LG - Joe Graham
 C - Bob Johnson
 RG - Charles Rosenfelder
 RT - John Boynton
 SE - Terry Dalton
 WB - Richmond Flowers
 QB - Dewey Warren
 TB - Walter Chadwick
 FB - Richard Pickens
 PK - Karl Kremser
 Defense
 LE - Neal McMeans
 LT - Dick Williams
 MG - Rick Marino
 RT - Derrick Weatherford
 RE - Jim McDonald
 LB - Steve Kiner
 LB - Jack Reynolds
 HB - Jim Weatherford
 HB - Albert Dorsey
 MM - Jimmy Glover
 FS - Mike Jones
 P - Herman Weaver

1968

Offense
 TE - Ken DeLong
 LT - Mike Gooch
 LG - Don Denbo
 C - Chip Kell
 RG - Charles Rosenfelder
 RT - Jerry Holloway
 SE - Gary Kreis
 WB - Bill Baker
 QB - Bubba Wyche
 TB - Richmond Flowers
 FB - Richard Pickens
 PK - Karl Kremser
 Defense
 LE - Neal McMeans
 LT - Dick Williams
 RT - Frank Yanosky
 RE - Jim McDonald
 LB - Steve Kiner
 LB - Jack Reynolds
 MG - Jimmy Hahn
 CB - Jimmy Weatherford
 CB - Mike Jones
 MM - Nick Showalter
 FS - Bill Young
 P - Herman Weaver

1969

Offense
 TE - Ken DeLong
 LT - Steve Robinson
 LG - Don Denbo
 C - Mike Bevans
 RG - Chip Kell
 RT - Joe Balthrop
 SE - Gary Kreis
 WB - Lester McClain
 QB - Bobby Scott
 TB - Don McLeary
 FB - Curt Watson
 PK - George Hunt
 Defense
 LE - Vic Dingus
 LT - Frank Yanosky
 RT - Steve Carroll
 RE - James Woody
 LB - Steve Kiner
 LB - Jack Reynolds
 LB - Jackie Walker
 CB - Benny Dalton
 CB - Mike Jones
 SS - Tim Priest
 FS - Bill Young
 P - Herman Weaver

1970

Offense
 TE - Gary Theiler
 LT - Steve Robinson
 LG - Don Denbo
 C - Mike Bevans
 RG - Chip Kell
 RT - Joe Balthrop
 SE - Joe Thompson
 WB - Lester McClain
 QB - Bobby Scott
 TB - Don McLeary
 FB - Curt Watson
 PK - George Hunt
 Defense
 LE - Manley Mixon
 LT - Bill Emendorfer
 RT - John Wagster
 RE - Ronnie Drummonds
 LB - Ray Nettles
 LB - James Woody/Jamie Rotella
 LB - Jackie Walker
 CB - Conrad Graham
 CB - David Allen
 SS - Tim Priest
 FS - Bobby Majors
 P - Bobby Majors

1971

Offense
 TE - Gary Theiler
 LT - Gaylon Hill
 LG - Phillip Fulmer
 C - Tom Johnson
 RG - Bill Emendorfer
 RT - Joe Balthrop
 SE - Joe Thompson
 WB - Stan Trott
 QB - Jim Maxwell
 TB - Bill Rudder
 FB - Curt Watson
 PK - George Hunt
 Defense
 LE - Ken Lambert
 LT - Frank Howell
 RT - John Wagster
 RE - Carl Johnson
 LB - Ray Nettles
 LB - Jamie Rotella
 LB - Jackie Walker
 CB - Conrad Graham
 CB - David Allen
 SS - Eddie Brown
 FS - Bobby Majors
 P - Bobby Majors

1972

Offense
 TE - Sonny Leach
 LT - Gene Killian
 LG - Gaylon Hill
 C - Tom Johnson
 RG - Bill Emendorfer
 RT - David Shaffer
 SE - Emmon Love
 QB - Condredge Holloway
 WB - Jimmy Young
 TB - Haskel Stanback
 FB - Steve Chancey
 PK - Ricky Townsend
 Defense
 LE - Ken Lambert
 LT - Robert Pulliam
 RT - John Wagster
 RE - Carl Johnson
 LB - Art Reynolds
 LB - Eddie Wilson
 LB - Jamie Rotella
 CB - Conrad Graham
 CB - David Allen
 SS - Tim Townes
 FS - Eddie Brown
 P - Neil Clabo

1973

Offense
 TE - Tommy West
 LT - Steve Cone
 LG - Gene Killian
 C - Steve Urukub
 RG - Mickey Marvin
 RT - Larry Satterfield
 SE - Emmon Love
 QB - Condredge Holloway
 TB - Haskel Stanback
 FB - Bill Rudder
 WB - Chip Howard
 PK - Ricky Townsend
 Defense
 LE - Sammy Hair
 LT - Robert Pulliam
 RT - Mike Smith
 RE - David Campbell
 LB - Eddie Wilson
 LB - Art Reynolds
 LB - Hank Walker
 CB - Nick Carmichael
 CB - Russ Rabenstein
 SS - Eddie Brown
 FS - Jim Watts
 P - Neil Clabo

1974

Offense
 TE - Tommy West
 LT - Phil Clabo/David Brady
 LG - Steve Cone
 C - Paul Johnson
 RG - Mickey Marvin
 RT - Larry Satterfield
 SE - Larry Seivers
 QB - Condredge Holloway
 TB - Stanley Morgan
 FB - Paul Careathers
 WB - Tim Fitzpatrick
 PK - Ricky Townsend
 Defense
 LE - Ron McCartney
 LT - Robert Pulliam
 RT - David Page
 RE - David Poley
 LB - Hank Walter
 LB - Steve Poole
 LB - Andy Spiva
 CB - Jim Watts
 CB - Jon Murdic
 SS - Ernie Ward
 FS - Mike Mauck
 P - Neil Clabo

1975

Offense
 TE - Tommy West
 LT - Brent Watson
 LG - Joe Gallagher
 C - Paul Johnson
 RG - Mickey Marvin
 RT - David Brady
 SE - Larry Seivers
 QB - Randy Wallace
 WB - John Yarbrough
 TB - Stanley Morgan
 FB - Mike Gayles
 PK - Jim Gaylor
 Defense
 LE - Ron McCartney
 LT - Jim Woofler
 RT - David Page
 RE - Kevin Davis
 LB - Steve Poole
 LB - Russ Williams
 LB - Andy Spiva
 CB - David Parsons
 CB - Russ Rabenstein
 SS - Ernie Ward
 FS - Mike Mauck
 P - Craig Colquitt

1976

Offense
 TE - John Murphy
 LT - Brent Watson
 LG - Joe Gallagher
 C - Robert Shaw
 RG - Mickey Marvin
 RT - David Brady
 SE - Larry Seivers
 QB - Randy Wallace
 WB - Stanley Morgan
 TB - Mike Gayles
 FB - Bobby Emmons
 PK - Jim Gaylor
 Defense
 LE - Charles Anderson
 LT - Jim Woofler
 RT - Danny Jenkins
 RE - Kevin Davis
 LB - Craig Puki
 LB - Andy Spiva
 LB - Greg Jones
 CB - Thomas Rowsey
 CB - David Parsons
 SS - Russ Williams
 FS - Roland James
 P - Craig Colquitt

1977

Offense
 TE - Reggie Harper
 LT - Ralph Bullard
 LG - Charlton Webb
 C - Robert Shaw
 RG - Jay Williams
 RT - Brent Watson
 SE - Jeff Moore
 TB - Kelsey Finch
 FB - Nate Sumpter
 QB - Jimmy Streater
 WB - Billy Arbo
 PK - Jim Gaylor
 Defense
 LE - David Barron
 LT - Johnny Chavis
 MG - Jim Noonan
 RT - Danny Jenkins
 RE - Dennis Wolfe
 LB - Greg Jones
 LB - Lionel Stewart
 HB - Thomas Rowsey
 HB - Roland James
 SS - Russ Williams
 FS - Val Barksdale
 P - Craig Colquitt

1978

Offense
 TE - Reggie Harper
 LT - Phil Sutton
 LG - Charlton Webb
 C - Robert Shaw
 RG - Bill Marren
 RT - Jay Williams
 SE - Jeff Moore
 QB - Jimmy Streater
 TB - Kelsey Finch
 FB - Frank Fox
 WB - Billy Arbo
 PK - Alan Duncan
 Defense
 LE - Steve Davis
 LT - Lee Otis Burton
 MG - Jim Noonan
 RT - Brad White
 RE - Dennis Wolfe
 LB - Danny Spradlin
 LB - Craig Puki
 CB - Roland James
 CB - Junior Reid
 SS - Greg Gaines
 FS - Clark Duncan
 P - Dale Schnellman

1979

Offense
 TE - Reggie Harper
 LT - Phil Sutton
 LG - Bill Marren
 C - Lee North
 RG - Mike Jester
 RT - Tim Irwin
 SE - Anthony Hancock
 QB - Jimmy Streater
 WB - Phil Ingram
 TB - James Berry
 FB - Hubert Simpson
 PK - Alan Duncan
 Defense
 LE - Steve Davis
 LT - Kenny Jones
 MG - Steve Kluge
 RT - Brad White
 RE - Brian Ingram
 LB - Danny Spradlin
 LB - Craig Puki
 CB - Wilbert Jones
 CB - Danny Martin
 SS - Bill Bates
 FS - Roland James
 P - John Warren

1980

Offense
 TE - Reggie Harper
 LT - Jay Williams
 LG - Bill Marren
 C - Lee North
 RG - Dwight Wilson
 RT - Tim Irwin
 SE - Willie Gault
 QB - Steve Alatorre
 WB - Anthony Hancock
 HB - Terry Daniels
 FB - James Berry
 PK - Alan Duncan
 Defense
 LE - Lemont Holt Jeffers
 LT - Brad White
 MG - Jim Noonan
 RT - Reggie White
 RE - Mike "Stop" Cofer
 LB - Danny Spradlin
 LB - Greg Gaines
 CB - Danny Martin
 CB - Wilbert Jones
 SS - Bill Bates
 FS - Val Barksdale
 P - John Warren

T All-Time Starting Lineups

1981

Offense
 TE - Mike "Go" Cofer
 LT - Jani Trupovnieks
 LG - David James
 C - Lee North
 RG - Bill Mayo
 RT - John Matthews
 SE - Mike Miller
 QB - Steve Alatorre
 FB - Alvin Toles
 TB - James Berry
 WB - Anthony Hancock
 PK - Fuad Reveiz
 Defense
 LE - Brian Ingram
 LT - Chris Wampler
 MG - Leonard Jackson
 RT - Reggie White
 RE - Ricky Holt
 LL - Lemont Jeffers
 RL - Mike "Stop" Cofer
 CB - Lee Jenkins
 CB - Carlton Peoples
 SS - Daryl Harper
 FS - Bill Bates
 P - Jimmy Colquitt

1982

Offense
 TE - Kenny Jones
 LT - Curt Singer
 LG - Mike Furnas
 C - Glenn Streno
 RG - Bill Mayo
 RT - John Matthews
 SE - Willie Gault
 QB - Alan Cockrell
 TB - Chuck Coleman
 FB - Doug Furnas
 WB - Darryl Wilson
 PK - Fuad Reveiz
 Defense
 LE - Mike Terry
 LT - Mike Casteel
 MG - Steve Kluge
 RT - Reggie White
 RE - Mike "Stop" Cofer
 LLB - Duan Henry
 RLB - Joe Cofer
 CB - Lee Jenkins
 CB - Carlton Peoples
 SS - Bill Bates
 FS - Joe Cozart
 P - Jimmy Colquitt

1983

Offense
 TE - John Cook
 LT - Curt Singer
 LG - Mike Furnas
 C - Glenn Streno
 RG - Bill Mayo
 RT - Steve Knight
 SE - Clyde Duncan
 QB - Alan Cockrell
 TB - Chuck Coleman
 FB - Randall Morris
 WB - Lenny Taylor
 PK - Fuad Reveiz
 Defense
 LOLB - Ricky Holt
 LT - Reggie White
 LILB - Carl Zander
 MG - Johnny Williams
 RILB - Alvin Toles
 RT - Mark Studaway
 ROLB - Dale Jones
 CB - Tommy Sims
 CB - Terry Brown
 SS - Joe Cofer
 FS - Charles Davis
 P - Jimmy Colquitt

1984

Offense
 TE - John Cook
 LT - David Douglas
 LG - Bill Mayo
 C - Raleigh McKenzie
 RG - Bruce Wilkerson
 RT - David Moon
 SE - Joey Clinkscales
 QB - Tony Robinson
 TB - Johnnie Jones
 FB - Kenneth Cooper
 WB - Tim McGee
 PK - Fuad Reveiz
 Defense
 LOLB - Reggie McKenzie
 LT - Jim Dunkin
 LILB - Carl Zander
 MG - Robby Scott
 RILB - Joe Cofer
 RT - Tony Simmons
 ROLB - Dale Jones
 CB - Terry Brown
 CB - Tommy Sims
 SS - Vince Clark
 FS - Charles Davis
 P - Jimmy Colquitt

1985

Offense
 TE - Jeff Smith
 LT - Daryle Smith
 LG - Harry Galbreath
 C - Todd Kirk
 RG - John Bruhin
 RT - Bruce Wilkerson
 SE - Eric Swanson
 QB - **Tony Robinson**/Daryl Dickey
 TB - Keith Davis
 FB - William Howard
 WB - Tim McGee
 PK - Carlos Reveiz
 Defense
 LOLB - Bryan Kimbro
 LT - Robby Scott
 MG - Richard Brown
 RT - Mark Hovanic
 ROLB - Dale Jones
 LILB - Kelly Ziegler
 RILB - Darrin Miller
 CB - Tommy Sims
 CB - Terry Brown
 SS - Chris White
 FS - Charles Davis
 P - Bob Garmon

1986

Offense
 TE - Tim Hendrix
 LT - Daryle Smith
 LG - Harry Galbreath
 C - Todd Kirk
 RG - John Bruhin
 RT - Bruce Wilkerson
 SE - Joey Clinkscales
 QB - Jeff Francis
 TB - Keith Davis
 FB - Charles Wilson
 WB - Terence Cleveland
 PK - Carlos Reveiz
 Defense
 LOLB - Bryan Kimbro
 LT - Robby Scott
 MG - Brian Hunt
 RT - Mark Hovanic
 ROLB - Dale Jones
 LILB - Kelly Ziegler
 RILB - Darrin Miller
 CB - Terry McDaniel
 CB - Victor Peppers
 SS - Charles Davis
 FS - Terry Brown
 P - Bob Garmon

1987

Offense
 TE - Nate Middlebrooks
 LT - Kevin Simons
 LG - Harry Galbreath
 C - Todd Kirk
 RG - John Bruhin
 RT - Eric Still
 SE - Thomas Woods
 WB - Terence Cleveland
 QB - Jeff Francis
 TB - Reggie Cobb
 FB - William Howard
 PK - Phil Reich
 Defense
 LOLB - Mike Kelley
 LT - David Johnson
 MG - Charles McRae
 RT - Marion Hobby
 ROLB - Darrin Miller
 LILB - Kelly Ziegler
 RILB - Keith DeLong
 CB - Terry McDaniel
 CB - Victor Peppers
 SS - Cedric Kline
 FS - Kelly Days
 P - Bob Garmon

1988

Offense
 TE - Nate Middlebrooks
 LT - Kevin Simons
 LG - Antone Davis
 C - Ray Robinson
 RG - Eric Still
 RT - Phil Stuart
 SE - Thomas Woods
 WB - Alvin Harper
 QB - Jeff Francis
 FB - John Rollins
 TB - Reggie Cobb
 PK - Chip McCallum
 Defense
 LOLB - Bryan Kimbro
 DT - Mark Moore
 MG - Shazzon Bradley
 DT - Marion Hobby
 ROLB - Tracy Hayworth
 LILB - Earnest Fields
 RILB - Keith DeLong
 CB - Preston Warren
 CB - Jeremy Lincoln
 SS - Cedric Kline
 FS - Kelly Days
 P - Kent Elmore

1989

Offense
 TE - Mark Adams
 LT - Charles McRae
 LG - Tom Myslinski
 C - John Fisher
 RG - Eric Still
 RT - Antone Davis
 SE - Thomas Woods
 WB - Terence Cleveland
 QB - Sterling Henton
 FB - Roland Poles
 TB - Chuck Webb
 PK - Greg Burke
 Defense
 LDE - Marion Hobby
 LDT - Mark Moore
 RDT - Martin Williams
 RDE - Tracy Hayworth
 LLB - Earnest Fields
 MLB - Shazzon Bradley
 RLB - Darryl Hardy
 CB - Preston Warren
 CB - Keith Denson
 SS - Kelly Days
 FS - Jason Julian
 P - Kent Elmore

1990

Offense
 TE - Mark Adams
 LT - Charles McRae
 LG - Tom Myslinski
 C - John Fisher
 RG - Doug Baird
 RT - Antone Davis
 SE - Carl Pickens
 WB - Alvin Harper
 QB - Andy Kelly
 FB - Roland Poles
 TB - **Chuck Webb**/Tony Thompson
 PK - Greg Burke
 Defense
 LDE - Kacy Rodgers
 LDT - Vince Moore
 RDT - Carey Bailey
 RDT - Chuck Smith
 LLB - Darryl Hardy
 MLB - Shon Walker
 RLB - Earnest Fields
 CB - Floyd Miley
 CB - Jeremy Lincoln
 SS - Mark Fletcher
 FS - Dale Carter
 P - Joey Chapman

1991

Offense
 TE - Mark Adams
 LT - Bernard Dafney
 LG - Tom Myslinski
 C - John Fisher
 RG - Mike Stowell
 RT - Patrick Lenoir
 SE - Carl Pickens
 WB - Craig Faulkner
 QB - Andy Kelly
 FB - Mario Brunson
 TB - James Stewart
 PK - John Becksvoort
 Defense
 LDE - Chris Mims
 LDT - Shazzon Bradley
 RDT - J.J. Surlas
 RDE - Chuck Smith
 LLB - Darryl Hardy
 MLB - Shon Walker
 RLB - Earnest Fields
 CB - Jeremy Lincoln
 CB - Floyd Miley
 SS - David Bennett
 FS - Dale Carter
 P - Tom Hutton

1992

Offense
 TE - Robert Todd
 LT - Mike Stowell
 LG - Bubba Miller
 C - Jeremy Spivey
 RG - Jeff Smith
 RT - Rodney Gordon
 SE - Cory Fleming
 WB - Craig Faulkner
 QB - Heath Shuler
 FB - Marion Brunson
 TB - Charlie Garner
 PK - John Becksvoort
 Defense
 LDE - James Wilson
 LDT - Jeff Tullis
 RDT - J.J. Surlas
 RDE - Todd Kelly
 LLB - George Kidd
 MLB - Reggie Ingram
 RLB - Ben Talley
 CB - DeRon Jenkins
 CB - Tracy Smith
 SS - J.J. McCleskey
 FS - Jason Parker
 P - Tom Hutton

1993

Offense
 TE - David Horn
 LT - Jason Layman
 LG - Kevin Mays
 C - Bubba Miller
 RG - Jeff Smith
 RT - Leslie Ratliffe
 SE - Cory Fleming
 WB - Craig Faulkner
 QB - Heath Shuler
 FB - Mario Brunson
 TB - Charlie Garner
 PK - John Becksvoort
 Defense
 LDE - James Wilson
 LDT - Shane Bonham
 RDT - Paul Yatkowski
 RDE - Horace Morris
 LLB - Scott Galyon
 MLB - Reggie Ingram
 RLB - Ben Talley
 CB - DeRon Jenkins
 CB - Ronald Davis
 SS - Victor Brown
 FS - Jason Parker
 P - Tom Hutton

1994

Offense
 TE - David Horn
 LT - Jason Layman
 LG - Kevin Mays
 C - Jeff Smith
 RG - Bubba Miller
 RT - Leslie Ratliffe
 SE - Joey Kent
 WB - Kendrick Jones
 QB - **Jerry Colquitt**/Peyton Manning
 FB - Mose Phillips
 TB - James Stewart
 PK - John Becksvoort
 Defense
 LDE - Ben Talley
 LDT - Cory Stone
 RDT - Leland Taylor
 RDE - Steve White
 LLB - Jesse Sanders
 MLB - Tyrone Hines
 RLB - Scott Galyon
 CB - DeRon Jenkins
 CB - Terry Fair
 SS - Raymond Austin
 FS - Jason Parker
 P - Tom Hutton

1995

Offense
 TE - Scott Pfeiffer
 LT - Jason Layman
 LG - Trey Peterson
 C - Jeff Smith
 RG - Bubba Miller
 RT - Robert Poole
 WR - Marcus Nash
 FL - Joey Kent
 QB - Peyton Manning
 FB - Chester Ford
 TB - Jay Graham
 PK - Jeff Hall
 Defense
 LDE - Leonard Little
 LDT - Shane Burton
 RDT - Billy Beron
 RDE - Steve White
 LLB - Jesse Sanders
 MLB - Tyrone Hines
 RLB - Scott Galyon
 CB - DeRon Jenkins
 CB - Terry Fair
 SS - Raymond Austin
 FS - Tori Noel
 P - Larry Binion

1996

Offense
 TE - Dustin Moore
 LT - Trey Teague
 LG - Spencer Riley
 C - Brent Gibson
 RG - Robert Poole
 RT - Chad Clifton
 WR - Marcus Nash
 FL - Joey Kent
 QB - Peyton Manning
 FB - Chester Ford
 TB - Jay Graham
 PK - Jeff Hall
 Defense
 LDE - Leonard Little
 LDT - Bill Duff
 RDT - Ron Green
 RDE - Jonathan Brown
 LLB - Al Wilson
 MLB - Tyrone Hines
 RLB - Craig King
 CB - Raymond Austin
 CB - Terry Fair
 SS - Tori Noel
 FS - Jason Parker
 P - Larry Binion

1997

Offense
 TE - Eric Diogu
 LT - Chad Clifton
 LG - Spencer Riley
 C - Trey Teague
 RG - Mercedes Hamilton
 RT - Cosey Coleman
 WR - Marcus Nash
 WR - Peerless Price
 QB - Peyton Manning
 FB - Shawn Bryson
 TB - Jamal Lewis
 PK - Jeff Hall
 Defense
 LDE - Jonathan Brown
 LDT - Bill Duff
 RDT - Ron Green
 RDE - Corey Terry
 LLB - Al Wilson
 MLB - Leonard Little
 RLB - Raynoch Thompson
 CB - Dwayne Goodrich
 CB - Terry Fair
 SS - Tori Noel
 FS - Cory Gaines
 P - Chris Hogue

1998

Offense
 TE - Eric Diogu
 LT - Chad Clifton
 LG - Mercedes Hamilton
 C - Spencer Riley
 RG - Cosey Coleman
 RT - Jarvis Reado
 WR - Cedrick Wilson
 WR - Peerless Price
 QB - Tee Martin
 FB - Shawn Bryson
 TB - **Jamal Lewis**/Travis Henry
 PK - Jeff Hall
 Defense
 LDE - Shaun Ellis
 LDT - Jeff Coleman
 RDT - Darwin Walker
 RDE - Corey Terry
 LLB - Eric Westmoreland
 MLB - Al Wilson
 RLB - Raynoch Thompson
 CB - Dwayne Goodrich
 CB - Steve Johnson
 SS - Fred White
 FS - Deon Grant
 P - David Leaverton

1999

Offense
 TE - John Finlayson
 LT - Chad Clifton
 LG - Fred Weary
 C - Spencer Riley
 RG - Cosey Coleman
 RT - Josh Tucker
 WR - Cedrick Wilson
 WR - David Martin
 QB - Tee Martin
 FB - Phillip Crosby
 TB - **Jamal Lewis**/Travis Henry
 PK - Alex Walls
 Defense
 LDE - Shaun Ellis
 LDT - **Billy Ratliff**/John Henderson
 RDT - Darwin Walker
 RDE - Will Overstreet
 LLB - Eric Westmoreland
 MLB - Dominique Stevenson
 RLB - Raynoch Thompson
 CB - Dwayne Goodrich
 CB - Andre Lott
 SS - Fred White
 FS - Deon Grant
 P - David Leaverton

2000

Offense
 TE - John Finlayson
 LT - Reggie Coleman
 LG - Anthony Herrera
 C - **Fred Weary**/Scott Wells
 RG - Toby Champion
 RT - Michael Munoz
 WR - Cedrick Wilson
 WR - Eric Parker
 QB - Casey Clausen
 FB - Will Bartholomew
 TB - Travis Henry
 PK - Alex Walls
 Defense
 LDE - DeAngelo Lloyd
 LDT - Edward Kendrick
 RDT - John Henderson
 RDE - Will Overstreet
 LLB - Eric Westmoreland
 MLB - Dominique Stevenson
 RLB - Anthony Sessions
 CB - Willie Miles
 CB - Teddy Gaines
 SS - Andre Lott
 FS - Rashad Baker
 P - David Leaverton

2001

Offense
 TE - John Finlayson
 LT - Reggie Coleman
 LG - Fred Weary
 C - Scott Wells
 RG - **Jason Respert**/Chavis Smith
 RT - Will Ofenheusle
 WR - Donte Stallworth
 WR - Kelley Washington
 QB - Casey Clausen
 FB - Will Bartholomew
 TB - Travis Stephens
 PK - Alex Walls
 Defense
 LDE - Bernard Jackson
 LDT - John Henderson
 RDT - Albert Haynesworth
 RDE - Will Overstreet
 LLB - Eddie Moore
 MLB - Dominique Stevenson
 RLB - Keyon Whiteside
 CB - Andre Lott
 CB - Jabari Greer
 SS - Julian Battle
 FS - Rashad Baker
 P - Dustin Colquitt

2002

Offense
 TE - Jason Witten
 LT - Michael Munoz
 LG - Jason Respert
 C - Scott Wells
 RG - Anthony Herrera
 RT - Will Ofenheusle
 WR - Leonard Scott
 WR - Tony Brown
 QB - Casey Clausen
 FB - Troy Fleming
 TB - Cedric Houston
 PK - Alex Walls
 Defense
 LDE - Omari Hand
 LDT - Rashad Moore
 RDT - Aubrayo Franklin
 RDE - Demetrius Veal
 LLB - Eddie Moore
 MLB - Robert Peace
 RLB - **Kevin Burnett**/Keyon Whiteside
 CB - Willie Miles
 CB - Julian Battle
 SS - Gibril Wilson
 FS - Rashad Baker
 P - Dustin Colquitt

2003

Offense
 TE - Victor McClure
 LT - Michael Munoz
 LG - Anthony Herrera
 C - Scott Wells
 RG - Cody Douglas
 RT - Sean Young
 WR - Mark Jones
 WR - Tony Brown
 QB - Casey Clausen
 FB - Troy Fleming
 TB - Cedric Houston
 PK - James Wilhoit
 Defense
 LDE - Parys Haralson
 LDT - J.T. Mapu
 RDT - Mondre Dickerson
 RDE - Constantine Ritzmann
 LLB - Kevin Simon
 MLB - Robert Peace
 LCB - Jabari Greer
 RCB - Jason Allen
 SS - Gibril Wilson
 FS - Rashad Baker
 P - Dustin Colquitt

2004

Offense
 TE - Victor McClure
 LT - Michael Munoz
 LG - Rob Smith
 C - Jason Respert
 RG - Cody Douglas
 RT - Arron Sears
 WR - Tony Brown
 WR - Chris Hannon
 QB - **Erik Ainge**/Rick Clausen
 FB - Cory Anderson
 TB - Cedric Houston
 PK - James Wilhoit
 Defense
 LDE - Parys Haralson
 LDT - Jesse Mahelona
 RDT - Justin Harrell
 RDE - Karlton Neal
 SLB - Omar Gathier
 MLB - Jason Mitchell
 WLB - Kevin Burnett
 LCB - Roshawn Fellows
 RCB - Jonathan Hefney
 SS - Corey Campbell
 FS - Jason Allen
 P - Dustin Colquitt

2005

Offense
 TE - Chris Brown
 LT - Arron Sears
 LG - Rob Smith
 C - **Richie Gandy**/David Ligon
 RG - Cody Douglas
 RT - Albert Toeaina
 WR - Chris Hannon
 WR - C.J. Faylor
 QB - Rick Clausen
 FB - Cory Anderson
 TB - **Gerald Riggs Jr.**/Arian Foster
 PK - James Wilhoit
 Defense
 LDE - Parys Haralson
 LDT - Justin Harrell
 RDT - Jesse Mahelona
 RDE - Jason Hall
 SLB - Omar Gathier
 MLB - Kevin Simon
 WLB - Jason Mitchell
 LCB - Jonathan Wade
 RCB - **Jason Allen**/Inquroris Johnson
 SS - Antwan Stewart
 FS - Jonathan Hefney
 P - Britton Colquitt

2006

Offense
 TE - Chris Brown
 TE - Brad Cottam
 LT - Arron Sears
 LG - David Ligon
 C - Josh McNeil
 RG - Anthony Parker
 RT - Eric Young
 WR - Jayson Swain
 WR - Robert Meachem
 QB - Erik Ainge
 TB - LaMarcus Coker
 PK - James Wilhoit
 Defense
 LDE - Xavier Mitchell
 LDT - **Justin Harrell**/Turk McBride
 RDT - Matt McGlothlin
 RDE - Antonio Reynolds
 SLB - Ryan Karl
 MLB - Marvin Mitchell
 WLB - Jerod Mayo
 LCB - Jonathan Wade
 RCB - **Inky Johnson**/Antwan Stewart
 SS - Demetrice Morley
 FS - Jonathan Hefney
 P - Britton Colquitt

2007


Offense
 TE - Jeff Cottam
 TE - Chris Brown
 LT - **Eric Young**/Chris Scott
 LG - Anthony Parker
 C - Josh McNeil
 RG - Chris Scott
 RT - Ramon Foster
 WR - Lucas Taylor
 WR - Austin Rogers
 QB - Erik Ainge
 TB - Arian Foster
 PK - Daniel Lincoln
 Defense
 LDE - Xavier Mitchell
 LDT - Demonte Bolden
 RDT - Dan Williams
 RDE - Antonio Reynolds
 SLB - Ryan Karl
 MLB - Jerod Mayo
 WLB - Rico McCoy
 LCB - Brent Vinson
 RCB - DeAngelo Willingham
 SS - Eric Berry
 FS - Jonathan Hefney
 P - Britton Colquitt

2008

Offense
 TE - Luke Stocker
 LT - Chris Scott
 LG - Vladimir Richard
 C - **Josh McNeil**
 RG - Anthony Parker
 RT - Ramon Foster
 WR - Lucas Taylor
 WR - Gerald Jones
 QB - Jonathan Crompton
 FB - Kevin Cooper
 TB - Arian Foster
 PK - Daniel Lincoln
 Defense
 LDE - Wes Brown
 LDT - Demonte Bolden
 RDT - Dan Williams
 RDE - Robert Ayers
 SLB - Nevin McKenzie
 MLB - Ellis Wilson
 WLB - Rico McCoy
 LCB - Brent Vinson
 RCB - DeAngelo Willingham
 SS - Eric Berry
 FS - Demetrice Morley
 P - Britton Colquitt

*Players listed were starters for the majority of the games that season.

Italics indicates original starter injured during season.



Jonathan Hefney holds the school record for career starts by a position player with 50.

Tennessee Poll Facts

- 2 AP No. 1 Finishes
- 4 AP No. 2 Finishes
- 13 AP Top 5 Finishes
- 23 AP Top 10 Finishes
- 41 AP Top 25 Finishes
- 11 Consecutive Top 25 AP Finishes

- 2 Coaches' Poll No. 1 Finishes
- 3 Coaches' Poll No. 2 Finishes
- 10 Coaches' Poll Top 5 Finishes
- 18 Coaches' Poll Top 10 Finishes
- 34 Coaches' Poll Top 25 Finishes
- 13 Consecutive Top 25 Coaches Poll Finishes

* Coaches voted in the UPI poll until 1991, when they began voting in the CNN-USA Today poll. It became the ESPN/USA Today poll in 1997.

Since the inception of wire service polls, Tennessee has frequently placed among the nation's leaders in the national rankings. The Associated Press poll, which began in 1936, the United Press International poll, running from 1950 until 1991, and the CNN-USA Today poll lasting from 1982 until 1997, when it became the ESPN/USA Today poll, all reflect the lofty standings of the Vols in the eyes of coaches, sports writers and broadcasters.

Tennessee won the 1951 and 1998 national championships in all polls and finished No. 2 in 1938, 1939, 1956, 1967 and 1995.

The Vols have been awarded other national championships as determined by different points and ratings systems in effect at the time of the seasons. UT earned national titles in 1938 and 1940 according to both the Dunkel and Litkenhous Systems. The Vols were named national champs in 1950 by Dunkel and in 1967 by Litkenhous. The 1951 title was also honored by both the Litkenhous and Williamson Systems.

The 1998 title was honored by all polls.

1936

Associated Press

1. Minnesota
2. Louisiana State
3. Pittsburgh
4. Alabama
5. Washington
6. Santa Clara
7. Northwestern
8. Notre Dame
9. Nebraska
10. Pennsylvania
11. Duke
12. Yale
13. Dartmouth
14. Duquesne
15. Fordham
16. Texas Christian
17. TENNESSEE
18. Arkansas
19. Navy
20. Marquette

1938

Associated Press

1. Texas Christian
2. TENNESSEE
3. Duke
4. Oklahoma
5. Notre Dame
6. Carnegie Tech
7. Southern California
8. Pittsburgh
9. Holy Cross
10. Minnesota
11. Texas Tech
12. Cornell
13. Alabama
14. California
15. Fordham
16. Michigan
17. Northwestern
18. Villanova
19. Tulane
20. Dartmouth

1939

Associated Press

1. Texas A&M
2. TENNESSEE
3. Southern California
4. Cornell
5. Tulane
6. Missouri
7. UCLA
8. Duke
9. Iowa
10. Duquesne
11. Boston College

1940

Associated Press

1. Minnesota
2. Stanford
3. Michigan
4. TENNESSEE
5. Boston College
6. Texas A&M
7. Nebraska
8. Northwestern
9. Mississippi State
10. Washington
11. Santa Clara
12. Fordham
13. Georgetown
14. Pennsylvania
15. Cornell
16. Southern Methodist
17. Hardin-Simmons
18. Duke
19. Lafayette

1941

Associated Press

1. Minnesota
2. Duke
3. Notre Dame
4. Texas
5. Michigan
6. Fordham
7. Missouri
8. Duquesne
9. Texas A&M
10. Navy
11. Northwestern
12. Oregon State
13. Ohio State
14. Georgia
15. Pennsylvania
16. Mississippi State
17. Mississippi
18. TENNESSEE
19. Washington State
20. Alabama

1942

Associated Press

1. Ohio State
2. Georgia
3. Wisconsin
4. Tulsa
5. Georgia Tech
6. Notre Dame
7. TENNESSEE
8. Boston College
9. Michigan
10. Alabama
11. Texas
12. Stanford
13. UCLA
14. William & Mary
15. Santa Clara
16. Auburn
17. Washington State
18. Mississippi State
19. Minnesota
19. Holy Cross
19. Penn State

1944

Associated Press

1. Army
2. Ohio State
3. Randolph Fld.
4. Navy
5. Bainbridge NTS
6. Iowa P-F
7. Southern California
8. Michigan
9. Notre Dame
10. March Field
11. Duke
12. TENNESSEE
13. Georgia Tech
13. Norman P-F
15. Illinois
16. El Toro Mns.
17. Great Lakes
18. Fort Pierce
19. St. Mary's P-F
20. 2nd Air Force

1945

Associated Press

1. Army
2. Alabama
3. Navy
4. Indiana
5. Oklahoma State
6. Michigan
7. St. Mary's (Calif.)
8. Pennsylvania
9. Notre Dame
10. Texas

1946

Associated Press

1. Notre Dame
2. Army
3. Georgia
4. UCLA
5. Illinois
6. Michigan
7. TENNESSEE
8. Louisiana State
9. North Carolina
10. Rice
11. Georgia Tech
12. Yale
13. Pennsylvania
14. Oklahoma
15. Texas
16. Arkansas
17. Tulsa
18. North Carolina State
19. Delaware
20. Indiana

1946

Associated Press

1. Notre Dame
2. Army
3. Georgia
4. UCLA
5. Illinois
6. Michigan
7. TENNESSEE
8. Louisiana State
9. North Carolina
10. Rice
11. Georgia Tech
12. Yale
13. Pennsylvania
14. Oklahoma
15. Texas
16. Arkansas
17. Tulsa
18. North Carolina State
19. Delaware
20. Indiana

1949

Associated Press

1. Notre Dame
2. Oklahoma
3. California
4. Army
5. Rice
6. Ohio State
7. Michigan
8. Minnesota
9. Louisiana State
10. Pacific
11. Kentucky
12. Cornell
13. Villanova
14. Maryland
15. Santa Clara
16. North Carolina
17. TENNESSEE
18. Princeton
19. Michigan State
20. Missouri
20. Baylor

1950

Associated Press

1. Oklahoma
2. Army
3. Texas
4. TENNESSEE
5. California
6. Princeton
7. Kentucky
8. Michigan State
9. Michigan
10. Clemson
11. Washington
12. Wyoming
13. Illinois
14. Ohio State
15. Miami (Fla.)
16. Alabama
17. Nebraska
18. Washington & Lee
19. Tulsa
20. Tulane

UPI

1. Oklahoma
2. Texas
3. TENNESSEE
4. California
5. Army
6. Michigan
7. Kentucky
8. Princeton
9. Michigan State
10. Ohio State
11. Illinois
12. Clemson
13. Miami (Fla.)
14. Wyoming
15. Washington
15. Baylor
17. Alabama
18. Washington & Lee
19. Navy
20. Nebraska
20. Wisconsin
20. Cornell

1951

Associated Press

1. TENNESSEE
2. Michigan State
3. Maryland
4. Illinois
5. Georgia Tech
6. Princeton
7. Stanford
8. Wisconsin
9. Baylor
10. Oklahoma
11. Texas Christian

1952

Associated Press

12. California
13. Virginia
14. San Francisco
15. Kentucky
16. Boston University
17. UCLA
18. Washington State
19. Holy Cross
20. Clemson

UPI

1. TENNESSEE
2. Michigan State
3. Illinois
4. Maryland
5. Georgia Tech
6. Princeton
7. Stanford
8. Wisconsin
9. Baylor
10. Texas Christian
11. Oklahoma
12. California
13. Notre Dame
14. San Francisco
14. Purdue
14. Washington State
17. Holy Cross
17. UCLA
17. Kentucky
20. Kansas

1952

Associated Press

1. Michigan State
2. Georgia Tech
3. Notre Dame
4. Oklahoma
5. Southern California
6. UCLA
7. Mississippi
8. TENNESSEE
9. Alabama
10. Texas
11. Wisconsin
12. Tulsa
13. Maryland
14. Syracuse
15. Florida
16. Duke
17. Ohio State
18. Purdue
19. Princeton
20. Kentucky

UPI

1. Michigan State
2. Georgia Tech
3. Notre Dame
4. Oklahoma
4. Southern California



Phillip Fulmer and his teammates give head coach Bill Battle a victory ride following Tennessee's 14-13 Liberty Bowl victory against Arkansas in 1971.

6. UCLA
7. Mississippi
8. TENNESSEE
9. Alabama
10. Wisconsin
11. Texas
12. Purdue
13. Maryland
14. Princeton
15. Ohio State
16. Pittsburgh
17. Navy
18. Duke
19. Houston
20. Kentucky

1956

Associated Press

1. Oklahoma
2. TENNESSEE
3. Iowa
4. Georgia Tech
5. Texas A&M
6. Miami (Fla.)
7. Michigan
8. Syracuse
9. Michigan State
10. Oregon State
11. Baylor
12. Minnesota
13. Pittsburgh
14. Texas Christian
15. Ohio State
16. Navy
17. George Washington
18. Southern California
19. Clemson
20. Colorado

UPI

1. Oklahoma
2. TENNESSEE
3. Iowa
4. Georgia Tech
5. Texas A&M
6. Miami (Fla.)
7. Michigan
8. Syracuse
9. Minnesota
10. Michigan State
11. Baylor
12. Pittsburgh
13. Oregon State
14. Texas Christian
15. Southern California

16. Wyoming
17. Yale
18. Colorado
19. Navy
20. Duke

1957

Associated Press

1. Auburn
2. Ohio State
3. Michigan State
4. Oklahoma
5. Navy
6. Iowa
7. Mississippi
8. Rice
9. Texas A&M
10. Notre Dame
11. Texas
12. Arizona State
13. TENNESSEE
14. Mississippi State
15. North Carolina State
16. Duke
17. Florida
18. Army
19. Wisconsin
20. Virginia Military

UPI

1. Ohio State
2. Auburn
3. Michigan State
4. Oklahoma
5. Iowa
6. Navy
7. Rice
8. Mississippi
9. Notre Dame
10. Texas A&M
11. Texas
12. Arizona State
13. Army
14. Wisconsin
14. Duke
16. TENNESSEE
17. Oregon
18. Clemson
18. UCLA
20. North Carolina State

1960

UPI

1. Minnesota
2. Iowa
3. Mississippi
4. Missouri
5. Washington
6. Navy
7. Arkansas
8. Ohio State
9. Kansas
10. Alabama
11. Duke
11. Baylor
11. Michigan State
14. Auburn
15. Purdue
16. Florida
17. Texas
18. Yale
19. TENNESSEE
19. New Mexico State

1965

Associated Press

1. Alabama
 2. Michigan State
 3. Arkansas
 4. UCLA
 5. Nebraska
 6. Missouri
 7. TENNESSEE
 8. Louisiana State
 9. Notre Dame
 10. Southern California
- (Only 10 were ranked)

UPI

1. Michigan State
2. Arkansas
3. Nebraska
4. Alabama
5. UCLA
6. Missouri
7. TENNESSEE
8. Notre Dame
9. Southern California
10. Texas Tech
11. Ohio State
12. Florida
13. Purdue
14. Louisiana State
15. Georgia
16. Tulsa
17. Mississippi

18. Kentucky
19. Syracuse
20. Colorado

1966

UPI

1. Notre Dame
2. Michigan State
3. Alabama
4. Georgia
5. UCLA
6. Purdue
7. Nebraska
8. Georgia Tech
9. Southern Methodist
10. Miami (Fla.)
11. Florida
12. Mississippi
13. Arkansas
14. TENNESSEE
15. Wyoming
16. Syracuse
17. Houston
18. Southern California
19. Oregon State
20. Virginia Tech

1967

Associated Press

1. Southern California
 2. TENNESSEE
 3. Oklahoma
 4. Indiana
 5. Notre Dame
 6. Wyoming
 7. Oregon State
 8. Alabama
 9. Purdue
 10. Penn State
- (Only 10 were ranked)

UPI

1. Southern California
2. TENNESSEE
3. Oklahoma
4. Notre Dame
5. Wyoming
6. Indiana
7. Alabama
8. Oregon State
9. Purdue
10. UCLA
11. Penn State
12. Syracuse
13. Colorado
14. Minnesota
15. Florida State
16. Miami (Fla.)
17. North Carolina State
18. Georgia
19. Houston
20. Arizona State

1968

Associated Press

1. Ohio State
2. Penn State
3. Texas
4. Southern California
5. Notre Dame
6. Arkansas
7. Kansas
8. Georgia
9. Missouri
10. Purdue
11. Oklahoma
12. Michigan
13. TENNESSEE
14. Southern Methodist
15. Oregon State
16. Auburn

17. Alabama
18. Houston
19. Louisiana State
20. Ohio

UPI

1. Ohio State
2. Southern California
3. Penn State
4. Georgia
5. Texas
6. Kansas
7. TENNESSEE
8. Notre Dame
9. Arkansas
10. Oklahoma
11. Purdue
12. Alabama
13. Oregon State
14. Florida State
15. Michigan
16. Southern Methodist
17. Missouri
18. Ohio
18. Minnesota
20. Houston
20. Stanford

1969

Associated Press

1. Texas
2. Penn State
3. Southern California
4. Ohio State
5. Notre Dame
6. Missouri
7. Arkansas
8. Mississippi
9. Michigan
10. Louisiana State
11. Nebraska
12. Houston
13. UCLA
14. Florida
15. TENNESSEE
16. Colorado
17. West Virginia
18. Purdue
19. Stanford
20. Auburn

UPI

1. Texas
2. Penn State
3. Arkansas
4. Southern California
5. Ohio State
6. Missouri
7. Louisiana State
8. Michigan
9. Notre Dame
10. UCLA
11. TENNESSEE
12. Nebraska
13. Mississippi
14. Stanford
15. Auburn
16. Houston
17. Florida
18. Purdue
18. San Diego State
18. West Virginia

1970

Associated Press

1. Nebraska
2. Notre Dame
3. Texas
4. TENNESSEE
5. Ohio State
6. Arizona State
7. Louisiana State

8. Stanford
9. Michigan
10. Auburn
11. Arkansas
12. Toledo
13. Georgia Tech
14. Dartmouth
15. Southern California
16. Air Force
17. Tulane
18. Penn State
19. Houston
20. Oklahoma
20. Mississippi

UPI

1. Texas
2. Ohio State
3. Nebraska
4. TENNESSEE
5. Notre Dame
6. Louisiana State
7. Michigan
8. Arizona State
9. Auburn
10. Stanford
11. Air Force
12. Arkansas
13. Houston
14. Dartmouth
15. Oklahoma
16. Colorado
17. Georgia Tech
17. Toledo
19. Penn State
20. Southern California

1971

Associated Press

1. Nebraska
2. Oklahoma
3. Colorado
4. Alabama
5. Penn State
6. Michigan
7. Georgia
8. Arizona State
9. TENNESSEE
10. Stanford
11. Louisiana State
12. Auburn
13. Notre Dame
14. Toledo
15. Mississippi
16. Arkansas
17. Houston
18. Texas
19. Washington
20. Southern California

UPI

1. Nebraska
2. Alabama
3. Oklahoma
4. Michigan
5. Auburn
6. Arizona State
7. Colorado
8. Georgia
9. TENNESSEE
10. Louisiana State
11. Penn State
12. Texas
13. Toledo
14. Houston
15. Notre Dame
16. Stanford
17. Iowa State
18. North Carolina
19. Florida State
20. Arkansas
20. Mississippi

1972

Associated Press

1. Southern California
2. Oklahoma
3. Texas
4. Nebraska
5. Auburn
6. Michigan
7. Alabama
8. TENNESSEE
9. Ohio State
10. Penn State
11. Louisiana State
12. North Carolina
13. Arizona State
14. Notre Dame
15. UCLA
16. Colorado
17. North Carolina State
18. Louisville
19. Washington State
20. Georgia Tech

UPI

1. Southern California
2. Oklahoma
3. Ohio State
4. Alabama
5. Texas
6. Michigan
7. Auburn
8. Penn State
9. Nebraska
10. Louisiana State
11. TENNESSEE
12. Notre Dame
13. Arizona State
14. Colorado
15. North Carolina
16. Louisville
17. Washington State
19. Utah State
20. San Diego State

1973

Associated Press

1. Notre Dame
2. Ohio State
3. Oklahoma
4. Alabama
5. Penn State
6. Michigan
7. Nebraska
8. Southern California
9. Ohio State
9. Houston
11. Texas Tech
12. UCLA
13. Louisiana State

14. Texas
15. Miami (Ohio)
16. North Carolina State
17. Missouri
18. Kansas
19. TENNESSEE
20. Maryland
20. Tulane

1974

Associated Press

1. Oklahoma
2. Southern California
3. Michigan
4. Ohio State
5. Alabama
6. Notre Dame
7. Penn State
8. Auburn
9. Nebraska
10. Miami (Ohio)
11. North Carolina State
12. Michigan State
13. Maryland
14. Baylor
15. Florida
16. Texas A&M
17. Mississippi State
17. Texas
19. Houston
20. TENNESSEE

UPI

1. Southern California
2. Alabama
3. Ohio State
4. Notre Dame
5. Michigan
6. Auburn
7. Penn State
8. Nebraska
9. North Carolina State
10. Miami (Ohio)
11. Houston
12. Florida
13. Maryland
14. Baylor
15. TENNESSEE
15. Texas A&M
17. Mississippi State
18. Michigan State
19. Tulsa

(Only 19 were ranked)

1983

CNN-USA Today

1. Miami (Fla.)
2. Auburn
3. Nebraska
4. Georgia

5. Texas
6. Brigham Young
7. Michigan
8. Ohio State
9. Florida
10. Clemson
11. Illinois
12. Southern Methodist
13. Alabama
14. Air Force
15. West Virginia
16. Iowa
17. TENNESSEE
18. UCLA
19. Pittsburgh
20. Penn State
21. Oklahoma
22. Boston College
23. Oklahoma State
24. Maryland
25. East Carolina

1985

Associated Press

1. Oklahoma
2. Michigan
3. Penn State
4. TENNESSEE
5. Florida
6. Texas A&M
7. UCLA
8. Air Force
9. Miami (Fla.)
10. Iowa
11. Nebraska
12. Arkansas
13. Alabama
14. Ohio State
15. Florida State
16. Brigham Young
17. Baylor
18. Maryland
19. Georgia Tech
20. Louisiana State

UPI

1. Oklahoma
2. Michigan
3. Penn State
4. TENNESSEE
5. Air Force
6. UCLA
7. Texas A&M
8. Miami (Fla.)
9. Iowa
10. Nebraska
11. Ohio State
12. Arkansas
13. Florida State
14. Alabama

15. Baylor
16. Fresno State
17. Brigham Young
18. Georgia Tech
19. Maryland
20. Louisiana State

CNN-USA Today

1. Oklahoma
2. Penn State
3. Michigan
4. TENNESSEE
5. Florida
6. Miami (Fla.)
7. Air Force
8. Texas A&M
9. UCLA
10. Iowa
11. Nebraska
12. Alabama
13. Ohio State
14. Florida State
15. Arkansas
16. Michigan Young
17. Maryland
18. Georgia Tech
19. Baylor
20. Auburn
21. Louisiana State
22. Army
23. Fresno State
24. Georgia
25. Oklahoma State

1987

Associated Press

1. Miami (Fla.)
2. Florida State
3. Oklahoma
4. Syracuse
5. Louisiana State
6. Nebraska
7. Auburn
8. Michigan State
9. UCLA
10. Texas A&M
11. Oklahoma State
12. Clemson
13. Georgia
14. TENNESSEE
15. South Carolina
16. Iowa
17. Notre Dame
18. Southern California
19. Michigan
20. Arizona State

UPI

1. Miami (Fla.)
2. Florida State
3. Oklahoma

4. Syracuse
5. Louisiana State
6. Nebraska
7. Auburn
8. Michigan State
9. Texas A&M
10. Clemson
11. UCLA
12. Oklahoma State
13. TENNESSEE
14. Georgia
15. South Carolina
16. Iowa
17. Southern California
18. Michigan
19. Texas
20. Indiana

CNN-USA Today

1. Miami (Fla.)
2. Florida State
3. Oklahoma
4. Syracuse
5. Nebraska
6. Louisiana State
7. Auburn
8. Michigan State
9. Texas A&M
10. UCLA
11. Clemson
12. Oklahoma State
13. Georgia
14. TENNESSEE
15. Iowa
16. Notre Dame
17. Southern California
18. South Carolina
19. Michigan
20. Texas
21. Pittsburgh
22. Indiana
23. Penn State
24. Ohio State
25. Alabama

1989

Associated Press

1. Miami (Fla.)
2. Notre Dame
3. Florida State
4. Colorado
5. TENNESSEE
6. Auburn
7. Michigan
8. Southern California
9. Alabama
10. Illinois
11. Nebraska
12. Clemson
13. Arkansas
14. Houston
15. Penn State
16. Virginia
17. Michigan State
18. Texas Tech
19. Pittsburgh
20. Texas A&M
21. West Virginia
22. Brigham Young
23. Syracuse
24. Ohio State
25. Washington

14. Houston
15. Penn State
16. Michigan State
17. Pittsburgh
18. Virginia
19. Texas Tech
20. Texas A&M
21. West Virginia
22. Brigham Young
23. Washington
24. Ohio State
25. Arizona

UPI

1. Miami (Fla.)
2. Florida State
3. Notre Dame
4. Colorado
5. TENNESSEE
6. Auburn
7. Alabama
8. Michigan
9. Southern California
10. Illinois
11. Clemson
12. Nebraska
13. Arkansas
14. Penn State
15. Virginia
16. Texas Tech
16. Michigan State
18. Brigham Young
19. Pittsburgh
20. Washington

CNN-USA Today

1. Miami (Fla.)
2. Notre Dame
3. Florida State
4. Colorado
5. TENNESSEE
6. Auburn
7. Southern California
8. Michigan
9. Alabama
10. Illinois
11. Nebraska
12. Clemson
13. Arkansas
14. Houston
15. Penn State
16. Virginia
17. Michigan State
18. Texas Tech
19. Pittsburgh
20. Texas A&M
21. West Virginia
22. Brigham Young
23. Syracuse
24. Ohio State
25. Washington



Johnny Majors' 1989 squad finished the season 11-1, capturing the first of back-to-back SEC titles and securing a No. 5 ranking in all three polls.



1990

- Associated Press
1. Colorado
 2. Georgia Tech
 3. Miami (Fla.)
 4. Florida State
 5. Washington
 6. Notre Dame
 7. Michigan
 8. TENNESSEE
 9. Clemson
 10. Houston
 11. Penn State
 12. Texas
 13. Florida
 14. Louisville
 15. Texas A&M
 16. Michigan State
 17. Oklahoma
 18. Iowa
 19. Auburn
 20. Southern California
 21. Mississippi
 22. Brigham Young
 23. Virginia
 24. Nebraska
 25. Illinois

UPI

1. Georgia Tech
2. Colorado
3. Miami (Fla.)
4. Florida State
5. Washington
6. Notre Dame
7. TENNESSEE
8. Michigan
9. Clemson
10. Penn State
11. Texas
12. Louisville
13. Texas A&M
14. Michigan State
15. Virginia
16. Iowa
17. Brigham Young
18. Nebraska
19. Auburn
20. San Jose State
21. Syracuse
22. Southern California
23. Mississippi
24. Illinois
25. Virginia Tech

CNN-USA Today

1. Colorado
2. Georgia Tech
3. Miami (Fla.)
4. Florida State
5. Washington
6. Notre Dame
7. TENNESSEE
8. Michigan
9. Clemson
10. Texas
11. Penn State
12. Houston
13. Florida
14. Louisville
15. Michigan State
16. Texas A&M
17. Oklahoma
18. Iowa
19. Auburn
20. Brigham Young
21. Mississippi
22. Southern California
23. Nebraska
24. Illinois
25. Virginia

1991

- Associated Press
1. Miami (Fla.)
 2. Washington
 3. Penn State
 4. Florida State
 5. Alabama
 6. Michigan
 7. Florida
 8. California
 9. East Carolina
 10. Iowa
 11. Syracuse
 12. Texas A&M
 13. Notre Dame
 14. TENNESSEE
 15. Nebraska
 16. Oklahoma
 17. Georgia
 18. Clemson
 19. UCLA
 20. Colorado
 21. Tulsa
 22. Stanford
 23. Brigham Young
 24. North Carolina State
 25. Air Force

CNN-USA Today

1. Washington
2. Miami (Fla.)
3. Penn State
4. Florida State
5. Alabama
6. Michigan
7. California
8. Florida
9. East Carolina
10. Iowa
11. Syracuse
12. Notre Dame
13. Texas A&M
14. Oklahoma
15. TENNESSEE
16. Nebraska
17. Clemson
18. UCLA
19. Georgia
20. Colorado
21. Tulsa
22. Stanford
23. Brigham Young
24. Air Force
25. North Carolina State

1992

- Associated Press
1. Alabama
 2. Florida State
 3. Miami (Fla.)
 4. Notre Dame
 5. Michigan
 6. Syracuse
 7. Texas A&M
 8. Georgia
 9. Stanford
 10. Florida
 11. Washington
 12. TENNESSEE
 13. Colorado
 14. Nebraska
 15. Washington State
 16. Mississippi
 17. North Carolina State
 18. Ohio State
 19. North Carolina
 20. Hawaii
 21. Boston College
 22. Kansas
 23. Mississippi State
 24. Fresno State
 25. Wake Forest

CNN-USA Today

1. Alabama
2. Florida State
3. Miami (Fla.)
4. Notre Dame
5. Michigan
6. Texas A&M
7. Syracuse
8. Georgia
9. Stanford
10. Washington
11. Florida
12. TENNESSEE
13. Colorado
14. Nebraska
15. North Carolina State
16. Mississippi
17. Washington State
18. North Carolina
19. Ohio State
20. Hawaii
21. Boston College
22. Fresno State
23. Kansas
24. Penn State
25. Wake Forest

1993

- Associated Press
1. Florida State
 2. Notre Dame
 3. Nebraska
 4. Auburn
 5. Florida
 6. Wisconsin
 7. West Virginia
 8. Penn State
 9. Texas A&M
 10. Arizona
 11. Ohio State
 12. TENNESSEE
 13. Boston College
 14. Alabama
 15. Miami (Fla.)
 16. Colorado
 17. Oklahoma
 18. UCLA
 19. North Carolina
 20. Kansas State
 21. Michigan
 22. Virginia Tech
 23. Clemson
 24. Louisville
 25. California

CNN-USA Today

1. Florida State
2. Notre Dame
3. Nebraska
4. Florida
5. Wisconsin
6. West Virginia
7. Penn State
8. Texas A&M
9. Arizona
10. Ohio State
11. TENNESSEE
12. Boston College
13. Alabama
14. Oklahoma
15. Miami (Fla.)
16. Colorado
17. UCLA
18. Kansas State
19. Michigan
20. Virginia Tech
21. North Carolina
22. Clemson
23. Louisville
24. California
25. Southern California

1994

- Associated Press
1. Nebraska
 2. Penn State
 3. Colorado
 4. Florida State
 5. Alabama
 6. Miami (Fla.)
 7. Florida
 8. Texas A&M
 9. Auburn
 10. Utah
 11. Oregon
 12. Michigan
 13. Southern California
 14. Ohio State
 15. Virginia
 16. Colorado State
 17. North Carolina State
 18. Brigham Young
 19. Kansas State
 20. Arizona
 21. Washington State
 22. TENNESSEE
 23. Boston College
 24. Mississippi State
 25. Texas

CNN-USA Today

1. Nebraska
2. Penn State
3. Colorado
4. Alabama
5. Florida State
6. Miami (Fla.)
7. Florida
8. Utah
9. Ohio State
10. Brigham Young
11. Oregon
12. Michigan
13. Virginia
14. Colorado State
15. Southern California
16. Kansas State
17. North Carolina State
18. TENNESSEE
19. Washington State
20. Arizona
21. North Carolina
22. Boston College
23. Texas
24. Virginia Tech
25. Mississippi State

1995

- Associated Press
1. Nebraska
 2. Florida
 3. TENNESSEE
 4. Florida State
 5. Colorado
 6. Ohio State
 7. Kansas State
 8. Northwestern
 9. Kansas
 10. Virginia Tech
 11. Notre Dame
 12. Southern California
 13. Penn State
 14. Texas
 15. Texas A&M
 16. Virginia
 17. Michigan
 18. Oregon
 19. Syracuse
 20. Miami (Fla.)
 21. Alabama
 22. Auburn
 23. Texas Tech
 24. Toledo
 25. Iowa

CNN-USA Today

1. Nebraska
2. TENNESSEE
3. Florida
4. Colorado
5. Florida State
6. Kansas State
7. Northwestern
8. Ohio State
9. Virginia Tech
10. Kansas
11. Southern California
12. Penn State
13. Notre Dame
14. Texas
15. Texas A&M
16. Syracuse
17. Virginia
18. Oregon
19. Michigan
20. Texas Tech
21. Auburn
22. Iowa
23. East Carolina
24. Toledo
25. Louisiana State

1996

- Associated Press
1. Florida
 2. Ohio State
 3. Florida State
 4. Arizona State
 5. Brigham Young
 6. Nebraska
 7. Penn State
 8. Colorado
 9. TENNESSEE
 10. North Carolina
 11. Alabama
 12. Louisiana State
 13. Virginia Tech
 14. Miami (Fla.)
 15. Northwestern
 16. Washington
 17. Kansas State
 18. Iowa
 19. Notre Dame
 20. Michigan
 21. Syracuse
 22. Wyoming
 23. Texas
 24. Auburn
 25. Army

CNN-USA Today

1. Florida
2. Ohio State
3. Florida State
4. Arizona State
5. Brigham Young
6. Nebraska
7. Penn State
8. Colorado
9. TENNESSEE
10. North Carolina
11. Alabama
12. Virginia Tech
13. Louisiana State
14. Miami (Fla.)
15. Washington
16. Northwestern
17. Kansas State
18. Iowa
19. Syracuse
20. Michigan
21. Notre Dame
22. Wyoming
23. Texas
24. Army
25. Auburn

1997

- Associated Press
1. Michigan
 2. Nebraska
 3. Florida State
 4. Florida
 5. UCLA
 6. North Carolina
 7. TENNESSEE
 8. Kansas State
 9. Washington State
 10. Georgia
 11. Auburn
 12. Ohio State
 13. Louisiana State
 14. Arizona State
 15. Purdue
 16. Penn State
 17. Colorado State
 18. Washington
 19. Southern Mississippi
 20. Texas A&M
 21. Syracuse
 22. Mississippi
 23. Missouri
 24. Oklahoma State
 25. Georgia Tech

ESPN/USA Today

1. Nebraska
2. Michigan
3. Florida State
4. North Carolina
5. UCLA
6. Florida
7. Kansas State
8. TENNESSEE
9. Washington State
10. Georgia
11. Auburn
12. Ohio State
13. Louisiana State
14. Arizona State
15. Purdue
16. Colorado State
17. Penn State
18. Washington
19. Southern Mississippi
20. Syracuse
21. Texas A&M
22. Mississippi
23. Missouri
24. Oklahoma State
25. Air Force

1998

- Associated Press
1. TENNESSEE
 2. Ohio State
 3. Florida State
 4. Arizona
 5. Florida
 6. Wisconsin
 7. Tulane
 8. UCLA
 9. Georgia Tech
 10. Kansas State
 11. Texas A&M
 12. Michigan
 13. Air Force
 14. Georgia
 15. Texas
 16. Arkansas
 17. Penn State
 18. Virginia
 19. Nebraska
 20. Miami (Fla.)
 21. Missouri
 22. Notre Dame
 23. Virginia Tech
 24. Purdue
 25. Syracuse

ESPN/USA Today

1. TENNESSEE
2. Ohio State
3. Florida State
4. Arizona
5. Wisconsin
6. Florida
7. Tulane
8. UCLA
9. Kansas State
10. Air Force
11. Georgia Tech
12. Michigan
13. Texas A&M
14. Georgia
15. Penn State
16. Texas
17. Arkansas
18. Virginia
19. Virginia Tech
20. Nebraska
21. Miami (Fla.)
22. Notre Dame
23. Purdue
24. Syracuse
25. Missouri

ESPN/USA Today

1. Florida State
2. Nebraska
3. Virginia Tech
4. Wisconsin
5. Michigan
6. Kansas State
7. Michigan State
8. Alabama
9. TENNESSEE
10. Marshall
11. Penn State
12. Mississippi State
13. Southern Mississippi
14. Florida
15. Miami (Fla.)
16. Georgia
17. Minnesota
18. Oregon
19. Arkansas
20. Texas A&M
21. Georgia Tech
22. Mississippi
23. Texas
24. Stanford
25. Illinois

2001

Associated Press

1. Miami (Fla.)
2. Oregon
3. Florida
4. TENNESSEE
5. Texas
6. Oklahoma
7. Louisiana State
8. Nebraska
9. Colorado
10. Washington State
11. Maryland
12. Illinois
13. South Carolina
14. Syracuse
15. Florida State
16. Stanford
17. Louisville
18. Virginia Tech
19. Washington
20. Michigan
21. Boston College
22. Georgia
23. Toledo
24. Georgia Tech
25. Brigham Young

ESPN/USA Today

1. Miami (Fla.)
2. Oregon
3. Florida
4. TENNESSEE
5. Texas
6. Oklahoma
7. Nebraska
8. Louisiana State
9. Colorado
10. Maryland
11. Washington State
12. Illinois
13. South Carolina
14. Syracuse
15. Florida State
16. Louisville
17. Stanford
18. Virginia Tech
19. Washington
20. Michigan
21. Marshall
22. Toledo
23. Boston College
24. Brigham Young
25. Georgia

2003

Associated Press

1. Southern California
2. Louisiana State
3. Oklahoma
4. Ohio State
5. Miami (Fla.)
6. Michigan
7. Georgia
8. Iowa
9. Washington State
10. Miami (Ohio)
11. Florida State
12. Texas
13. Mississippi
14. Kansas State
15. TENNESSEE
16. Boise State
17. Maryland
18. Purdue
19. Nebraska
20. Minnesota
21. Utah
22. Clemson
23. Bowling Green
24. Florida
25. Texas Christian

ESPN/USA Today

1. Louisiana State
2. Southern California
3. Oklahoma
4. Ohio State
5. Miami (Fla.)
6. Georgia
7. Michigan
8. Iowa
9. Washington State
10. Florida State
11. Texas
12. Miami (Ohio)
13. Kansas State
14. Mississippi
15. Boise State
16. TENNESSEE
17. Minnesota
18. Nebraska
19. Purdue
20. Maryland
21. Utah
22. Clemson
23. Bowling Green
24. Texas Christian
25. Florida

2004

Associated Press

1. Southern California
2. Auburn
3. Oklahoma
4. Utah
5. Texas
6. Louisville
7. Georgia
8. Iowa
9. California
10. Virginia Tech
11. Miami (Fla.)
12. Boise State
13. TENNESSEE
14. Michigan
15. Florida State
16. Louisiana State
17. Wisconsin
18. Texas Tech
19. Arizona State
20. Ohio State
21. Boston College
22. Fresno State
23. Virginia
24. Navy
25. Pittsburgh

ESPN/USA Today

1. Southern California
2. Auburn
3. Oklahoma
4. Texas
5. Utah
6. Georgia
7. Louisville
8. Iowa
9. California
10. Virginia Tech
11. Miami (Fla.)
12. Michigan
13. Boise State
14. Florida State
15. TENNESSEE
16. Louisiana State
17. Texas Tech
18. Wisconsin
19. Ohio State
20. Arizona State
21. Boston College
22. Fresno State
23. Virginia
24. Navy
25. Florida

2006

Associated Press

1. Florida
2. Ohio State
3. LSU
4. Southern California
5. Boise State
6. Louisville
7. Wisconsin
8. Michigan
9. Auburn
10. West Virginia
11. Oklahoma
12. Rutgers
13. Texas
14. California
15. Arkansas
16. Brigham Young
17. Notre Dame
18. Wake Forest
19. Virginia Tech
20. Boston College
21. Oregon State
22. TCU
23. Georgia
24. Penn State
25. TENNESSEE

USA Today

1. Florida
2. Ohio State
3. LSU
4. Southern California
5. Wisconsin
6. Boise State
7. Louisville
8. Auburn
9. Michigan
10. West Virginia
11. Oklahoma
12. Rutgers
13. Texas
14. California
15. BYU
16. Arkansas
17. Wake Forest
18. Virginia Tech
19. Notre Dame
20. Boston College
21. TCU
22. Oregon State
23. TENNESSEE
24. Hawaii
25. Penn State

2007

Associated Press

1. LSU
2. Georgia
3. USC
4. Missouri
5. Ohio State
6. West Virginia
7. Kansas
8. Oklahoma
9. Virginia Tech
10. Texas
10. Boston College
12. TENNESSEE
13. Florida
14. Brigham Young
15. Auburn
16. Arizona State
17. Cincinnati
18. Michigan
19. Hawaii
20. Illinois
21. Clemson
22. Texas Tech
23. Oregon
24. Wisconsin
25. Oregon State

ESPN/USA Today

1. LSU
2. USC
3. Georgia
4. Ohio State
5. Missouri
6. West Virginia
7. Kansas
8. Oklahoma
9. Virginia Tech
10. Texas
11. Boston College
12. TENNESSEE
13. Arizona State
14. Auburn
14. Brigham Young
16. Florida
17. Hawaii
18. Illinois
19. Michigan
20. Cincinnati
21. Wisconsin
22. Clemson
23. Texas Tech
24. Oregon
25. Penn State

* Coaches began voting in the CNN-USA Today poll in 1991. ESPN replaced CNN as a sponsor of the coaches' poll in 1997 and withdrew its sponsorship after the 2004 season.



The Volunteers defeated Michigan 45-17 in the 2002 Florida Citrus Bowl to finish the 2001 season ranked fourth in both major polls.

Last Time in the Polls

Throughout its history, the University of Tennessee football program has been a regular member of the Associated Press and, more recently, the USA Today coaches' polls.

Below is a listing of the last time the Vols were ranked in a particular position in the AP and USA Today polls:

Rank	Associated Press	USA Today
1st	Final 1998	Final 1998
2nd	Dec. 2, 2001	Dec. 2, 2001
3rd	Preseason 2005	Preseason 2005
4th	Aug. 26, 2002	Sept. 11, 2005
5th	Sept. 11, 2005	Preseason 2002
6th	Sept. 4, 2005	Nov. 18, 2001
7th	Oct. 15, 2006	Oct. 2, 2005
8th	Oct. 29, 2006	Oct. 29, 2006
9th	Oct. 31, 2004	Oct. 22, 2006
10th	Sept. 25, 2005	Sept. 29, 2002
11th	Sept. 5, 2006	Sept. 18, 2005
12th	Final 2007	Final 2007
13th	Nov. 5, 2006	Oct. 17, 2004
14th	Nov. 25, 2007	Nov. 25, 2007
15th	Preseason 2007	Aug. 19, 2007
16th	Dec. 2, 2007	Dec. 2, 2007
17th	Dec. 3, 2006	Sept. 12, 2006
18th	Preseason 2008	Preseason 2008
19th	Nov. 19, 2006	Nov. 18, 2007
20th	Nov. 11, 2007	Oct. 14, 2007
21st	Oct. 14, 2007	Nov. 19, 2006
22nd	Sept. 9, 2007	Nov. 4, 2007
23rd	Preseason 2006	Final 2006
24th	Nov. 4, 2007	Oct. 28, 2007
25th	Oct. 7, 2007	Oct. 23, 2005



Tennessee captured the 1998 national championship, finishing atop both the Coaches and AP Polls after a Fiesta Bowl win over Florida State.

Tennessee vs. No. 1

In its 100 plus-year history, Tennessee has been involved in seven contests in which the Vols' opponent was ranked No. 1 in the country. UT has a 2-6 all-time record when playing the nation's top-ranked team.

The most recent game between Tennessee and the No. 1 rated team was against Miami (Fla.) Nov. 9, 2002, in Knoxville. The Vols' two victories against a No. 1 team have come against Southeastern Conference foes.

Tennessee, ranked No. 13, edged Louisiana State 14-13 Nov. 7, 1959, in Knoxville, to knock the Tigers out of the top spot. On Sept. 28, 1985, the Vols, 0-0-1 and unranked at the time, soundly defeated top-rated Auburn 38-20 in Knoxville. The 1985 Vols went on to win the SEC Championship and finish No. 4 nationally in all polls.

Date	Winner	Loser
Nov. 7, 1959	(13) Tennessee 14	(1) Louisiana St. 13
Oct. 20, 1979	(1) Alabama 27	(NR) Tennessee 17
Oct. 18, 1980	(1) Alabama 27	(NR) Tennessee 0
Sept. 28, 1985	(NR) Tennessee 38	(1) Auburn 20
Nov. 10, 1990	(1) Notre Dame 34	(9) Tennessee 29
Sept. 17, 1994	(1) Florida 31	(14) Tennessee 0
Sept. 20, 1997	(1) Florida 33	(4) Tennessee 20
Nov. 9, 2002	(1) Miami (Fla.) 26	(NR) Tennessee 3

() - national ranking

Tennessee as No. 1

Tennessee ended the 1951 and 1998 seasons ranked No. 1 in the major wire service polls. The 1998 Vols were crowned national champion by the Associated Press and ESPN/USA Today-Coaches poll, while the 1951 Vols were honored by both the AP and UPI polls. In addition, the Vols have held down the nation's top spot on 15 different occasions in the history of the weekly Associated Press poll and have a 15-0 mark in those games. UT's next game results after an AP No. 1 ranking are listed below.

Poll Date	Next Game Result
Oct. 24, 1939	Tennessee 17, Mercer 0 (Oct. 28)
Oct. 31, 1939	Tennessee 20, Louisiana State 0 (Nov. 4)
Nov. 7, 1939	Tennessee 34, The Citadel 0 (Nov. 11)
Nov. 14, 1939	Tennessee 13, Vanderbilt 0 (Nov. 18)
Oct. 23, 1951	Tennessee 68, Tennessee Tech 0 (Oct. 27)
Oct. 30, 1951	Tennessee 27, North Carolina 0 (Nov. 3)
Nov. 11, 1951	Tennessee 46, Mississippi 21 (Nov. 17)
Nov. 20, 1951	Tennessee 28, Kentucky 0 (Nov. 24)
Nov. 27, 1951	Tennessee 35, Vanderbilt 27 (Dec. 1)
Dec. 4, 1951	Final Poll
Nov. 13, 1956	Tennessee 27, Mississippi 7 (Nov. 17)
Nov. 9, 1998	Tennessee 28, Arkansas 24 (Nov. 14)
Nov. 15, 1998	Tennessee 59, Kentucky 21 (Nov. 21)
Nov. 22, 1998	Tennessee 41, Vanderbilt 0 (Nov. 28)
Nov. 29, 1998	Tennessee 24, Mississippi State 14 (Dec. 5)
Dec. 6, 1998	Tennessee 23, Florida State 16 (Jan. 4, 1999)
Jan. 5, 1999	Final Poll

Tennessee vs. The Ranked

1936		1-0	
Oct. 24	Duke (2)	W, 15-13	Knoxville
1938		1-0	
Jan. 2	Oklahoma (4)	W, 17-0	Orange Bowl
1939		2-1	
Oct. 21	Alabama (8)	W, 21-0	Knoxville
Nov. 4	LSU (18)	W, 20-0	Baton Rouge
Jan. 1	Southern Cal (3)	L, 14-0	Rose Bowl
1940		0-1	
Jan. 1	Boston College (5)	L, 19-13	Sugar Bowl
1941		2-0	
Nov. 15	Boston College (18)	W, 14-7	Boston
Nov. 29	Vanderbilt (12)	W, 26-7	Knoxville
1942		2-1	
Oct. 17	Alabama (4)	L, 8-0	Birmingham
Oct. 31	LSU (19)	W, 26-0	Knoxville
Jan. 1	Tulsa (4)	W, 14-7	Sugar Bowl
1944		0-1	
Jan. 1	Southern Cal (12)	L, 25-0	Rose Bowl
1945		0-1	
Oct. 20	Alabama (6)	L, 25-7	Birmingham
1946		2-1	
Oct. 19	Alabama (7)	W, 12-0	Knoxville
Nov. 2	North Carolina (9)	W, 20-14	Knoxville
Jan. 1	Rice (10)	L, 8-0	Orange Bowl
1948		1-2	
Oct. 30	North Carolina (3)	L, 14-7	Knoxville
Nov. 6	Georgia Tech (6)	W, 13-6	Atlanta
Nov. 27	Vanderbilt (15)	L, 28-6	Nashville
1949		2-0	
Oct. 29	North Carolina (13)	W, 35-6	Chapel Hill
Nov. 19	Kentucky (11)	W, 6-0	Lexington
1950		3-0	
Oct. 7	Duke (14)	W, 28-7	Durham
Nov. 25	Kentucky (3)	W, 7-0	Knoxville
Jan. 1	Texas (3)	W, 20-14	Cotton Bowl
1951		2-1	
Oct. 6	Duke (16)	W, 26-0	Knoxville
Nov. 24	Kentucky (9)	W, 28-0	Lexington
Jan. 1	Maryland (3)	L, 28-13	Sugar Bowl
1952		2-2	
Oct. 4	Duke (10)	L, 7-0	Durham
Oct. 18	Alabama (18)	W, 20-0	Knoxville
Nov. 15	Florida (18)	W, 26-12	Knoxville
Jan. 1	Texas (10)	L, 16-0	Cotton Bowl
1953		0-1	
Nov. 21	Kentucky (13)	L, 27-21	Lexington
1954		0-1	
Oct. 2	Duke (7)	L, 7-6	Durham
1955		0-1-1	
Oct. 1	Duke (16)	L, 21-0	Knoxville
Nov. 5	Georgia Tech (8)	T, 7-7	Knoxville

1956		2-1	
Nov. 10	Georgia Tech (2)	W, 6-0	Atlanta
Nov. 17	Mississippi (19)	W, 27-7	Knoxville
Jan. 1	Baylor (13)	L, 13-7	Sugar Bowl
1957		2-1	
Nov. 9	Georgia Tech (18)	W, 21-6	Knoxville
Nov. 16	Mississippi (8)	L, 14-7	Memphis
Dec. 28	Texas A&M (9)	W, 3-0	Gator Bowl
1958		3-2	
Sept. 27	Auburn (3)	L, 13-0	Birmingham
Oct. 4	Mississippi State (11)	W, 13-8	Memphis
Nov. 1	North Carolina (17)	L, 21-7	Knoxville
Nov. 15	Mississippi (7)	W, 18-16	Knoxville
Nov. 29	Vanderbilt (15)	W, 10-6	Nashville
1959		2-1	
Sept. 26	Auburn (3)	W, 3-0	Knoxville
Oct. 10	Georgia Tech (3)	L, 14-7	Knoxville
Nov. 7	LSU (1)	W, 14-13	Knoxville
1960		1-1	
Oct. 15	Alabama (15)	W, 20-7	Knoxville
Nov. 12	Mississippi (4)	L, 24-3	Knoxville
1961		0-2	
Oct. 21	Alabama (5)	L, 34-3	Birmingham
Nov. 18	Mississippi (6)	L, 24-10	Memphis
1962		0-2	
Oct. 20	Alabama (2)	L, 27-7	Knoxville
Nov. 17	Mississippi (3)	L, 19-6	Knoxville
1963		0-2	
Oct. 19	Alabama (9)	L, 35-0	Birmingham
Nov. 16	Mississippi (3)	L, 20-0	Memphis
1964		1-2-1	
Sept. 26	Auburn (8)	L, 3-0	Birmingham
Oct. 17	Alabama (3)	L, 19-8	Knoxville
Oct. 24	LSU (7)	T, 3-3	Baton Rouge
Nov. 7	Georgia Tech (7)	W, 22-14	Atlanta
1965		2-0	
Nov. 6	Georgia Tech (7)	W, 21-7	Knoxville
Dec. 4	UCLA (5)	W, 37-34	Memphis
1966		0-2	
Oct. 8	Georgia Tech (9)	L, 6-3	Atlanta
Oct. 15	Alabama (3)	L, 11-10	Knoxville
1967		1-2	
Sept. 16	UCLA (8)	L, 20-16	Los Angeles
Oct. 21	Alabama (6)	W, 24-13	Birmingham
Jan. 1	Oklahoma (3)	L, 26-24	Orange Bowl
1968		0-1	
Jan. 1	Texas (5)	L, 36-13	Cotton Bowl
1969		2-2	
Oct. 18	Alabama (20)	W, 41-14	Birmingham
Nov. 1	Georgia (11)	W, 17-3	Athens
Nov. 15	Mississippi (18)	L, 38-0	Jackson
Dec. 27	Florida (14)	L, 14-13	Gator Bowl
1970		2-0	
Oct. 10	Georgia Tech (13)	W, 17-6	Atlanta
Jan. 1	Air Force (11)	W, 34-13	Sugar Bowl

1971		2-2	
Sept. 25	Auburn (5)	L, 10-9	Knoxville
Oct. 16	Alabama (4)	L, 32-15	Birmingham
Dec. 4	Penn State (5)	W, 31-11	Knoxville
Dec. 20	Arkansas (18)	W, 14-13	Liberty Bowl
1972		2-1	
Sept. 16	Penn State (6)	W, 28-21	Knoxville
Oct. 21	Alabama (3)	L, 17-10	Knoxville
Dec. 30	LSU (10)	W, 24-17	Bluebonnet Bowl
1973		1-2	
Sept. 29	Auburn (11)	W, 21-0	Knoxville
Oct. 20	Alabama (2)	L, 42-21	Birmingham
Dec. 29	Texas Tech (11)	L, 28-19	Gator Bowl
1974		1-1-1	
Sept. 7	UCLA (12)	T, 17-17	Knoxville
Oct. 19	Alabama (4)	L, 28-6	Knoxville
Dec. 16	Maryland (10)	W, 7-3	Liberty Bowl
1975		1-2	
Sept. 13	Maryland (14)	W, 26-8	Knoxville
Sept. 20	UCLA (12)	L, 34-28	Los Angeles
Oct. 18	Alabama (6)	L, 30-7	Birmingham
1976		0-2	
Oct. 16	Alabama (20)	L, 20-13	Knoxville
Oct. 23	Florida (11)	L, 20-18	Knoxville
1977		0-3	
Oct. 15	Alabama (4)	L, 24-10	Birmingham
Oct. 22	Florida (19)	L, 27-17	Gainesville
Nov. 19	Kentucky (7)	L, 21-17	Lexington
1978		0-3	
Sept. 16	UCLA (9)	L, 13-0	Knoxville
Oct. 21	Alabama (4)	L, 30-17	Knoxville
Nov. 11	Notre Dame (14)	L, 31-14	South Bend
1979		1-2	
Oct. 20	Alabama (1)	L, 27-17	Birmingham
Nov. 10	Notre Dame (13)	W, 40-18	Knoxville
Dec. 31	Purdue (12)	L, 27-22	Bluebonnet Bowl
1980		1-4	
Sept. 6	Georgia (16)	L, 16-15	Knoxville
Sept. 13	Southern Cal (5)	L, 20-17	Knoxville
Sept. 27	Auburn (18)	W, 42-0	Auburn
Oct. 18	Alabama (1)	L, 27-0	Knoxville
Oct. 25	Pittsburgh (12)	L, 30-6	Knoxville
1981		0-3	
Sept. 5	Georgia (10)	L, 44-0	Athens
Sept. 12	Southern Cal (5)	L, 43-7	Los Angeles
Oct. 17	Alabama (15)	L, 38-19	Birmingham
1982		1-0-1	
Oct. 9	LSU (18)	T, 24-24	Baton Rouge
Oct. 15	Alabama (2)	W, 35-28	Knoxville
1983		2-1	
Sept. 24	Auburn (11)	L, 37-14	Knoxville
Oct. 15	Alabama (11)	W, 41-34	Birmingham
Dec. 17	Maryland (16)	W, 30-23	Citrus Bowl
1984		0-3	
Sept. 29	Auburn (20)	L, 29-10	Auburn
Oct. 13	Florida (18)	L, 43-30	Knoxville
Dec. 22	Maryland (12)	L, 28-27	Sun Bowl



1985		3-1-1	
Sept. 14	UCLA (10)	T, 26-26	Knoxville
Sept. 28	Auburn (1)	W, 38-20	Knoxville
Oct. 12	Florida (7)	L, 17-10	Gainesville
Oct. 19	Alabama (15)	W, 16-14	Birmingham
Jan. 1	Miami (2)	W, 35-7	Sugar Bowl

1986		1-2	
Sept. 27	Auburn (8)	L, 34-8	Auburn
Oct. 18	Alabama (2)	L, 56-28	Knoxville
Nov. 15	Mississippi (20)	W, 22-10	Jackson

1987		1-0-1	
Aug. 30	Iowa (16)	W, 23-22	East Rutherford
Sept. 26	Auburn (3)	T, 20-20	Knoxville

1988		0-4	
Sept. 3	Georgia (12)	L, 28-17	Athens
Sept. 17	LSU (9)	L, 34-9	Knoxville
Sept. 24	Auburn (4)	L, 38-6	Auburn
Oct. 15	Alabama (20)	L, 28-20	Knoxville

1989		3-1	
Sept. 9	UCLA (6)	W, 24-6	Pasadena
Sept. 30	Auburn (4)	W, 21-14	Knoxville
Oct. 21	Alabama (10)	L, 47-30	Birmingham
Jan. 1	Arkansas (10)	W, 31-27	Cotton Bowl

1990		2-1-2	
Aug. 26	Colorado (5)	T, 31-31	Anaheim
Sept. 29	Auburn (3)	T, 26-26	Auburn
Oct. 13	Florida (9)	W, 45-3	Knoxville
Nov. 10	Notre Dame (1)	L, 34-29	Knoxville
Nov. 17	Mississippi (15)	W, 22-13	Memphis

1991		4-3	
Sept. 14	UCLA (21)	W, 30-16	Knoxville
Sept. 21	Mississippi State (23)	W, 26-24	Knoxville
Sept. 28	Auburn (13)	W, 30-21	Knoxville
Oct. 12	Florida (10)	L, 35-18	Gainesville
Oct. 19	Alabama (14)	L, 24-19	Birmingham
Nov. 9	Notre Dame (5)	W, 35-34	South Bend
Jan. 1	Penn State (6)	L, 42-17	Fiesta Bowl

1992		3-1	
Sept. 12	Georgia (14)	W, 34-31	Athens
Sept. 19	Florida (4)	W, 31-14	Knoxville
Oct. 17	Alabama (4)	L, 17-10	Knoxville
Jan. 1	Boston College (16)	W, 38-23	Hall of Fame Bowl

1993		2-2-1	
Sept. 11	Georgia (22)	W, 38-6	Knoxville
Sept. 18	Florida (9)	L, 41-34	Gainesville
Oct. 16	*Alabama (2)	T, 17-17	Birmingham
Nov. 6	Louisville (13)	W, 45-10	Knoxville
Jan. 1	Penn State (13)	L, 31-13	Citrus Bowl

*Game later forfeited to as a result of NCAA sanctions.

1994		3-3	
Sept. 3	UCLA (14)	L, 25-23	Pasadena
Sept. 10	Georgia (23)	W, 41-23	Athens
Sept. 17	Florida (1)	L, 31-0	Knoxville
Oct. 1	Washington State (17)	W, 10-9	Knoxville
Oct. 15	Alabama (10)	L, 17-13	Knoxville
Dec. 30	Virginia Tech (17)	W, 45-23	Gator Bowl

1995		2-1	
Sept. 16	Florida (4)	L, 62-37	Gainesville
Oct. 14	Alabama (12)	W, 41-14	Birmingham
Jan. 1	Ohio State (4)	W, 20-14	Citrus Bowl

1996		2-1	
Sept. 21	Florida (4)	L, 35-29	Knoxville
Oct. 26	Alabama (7)	W, 20-13	Knoxville
Jan. 1	Northwestern (11)	W, 48-28	Citrus Bowl

1997		3-2	
Sept. 20	Florida (2)	L, 33-20	Gainesville
Oct. 11	Georgia (13)	W, 38-13	Knoxville
Nov. 8	Southern Miss (24)	W, 44-20	Knoxville
Dec. 6	Auburn (11)	W, 30-29	Atlanta (SEC)
Jan. 2	Nebraska (2)	L, 42-17	Orange Bowl

1998		6-0	
Sept. 5	Syracuse (17)	W, 34-33	Syracuse
Sept. 19	Florida (2)	W, 20-17	Knoxville
Oct. 10	Georgia (7)	W, 22-3	Athens
Nov. 14	Arkansas (10)	W, 28-24	Knoxville
Dec. 5	Mississippi State (23)	W, 24-14	Atlanta (SEC)
Jan. 4	Florida State (2)	W, 23-16	Fiesta Bowl

1999		3-2	
Sept. 18	Florida (4)	L, 23-21	Gainesville
Oct. 9	Georgia (10)	W, 37-20	Knoxville
Oct. 23	Alabama (10)	W, 21-7	Tuscaloosa
Nov. 6	Notre Dame (24)	W, 38-14	Knoxville
Jan. 2	Nebraska (3)	L, 31-21	Fiesta Bowl

2000		2-3	
Sept. 2	Southern Miss (22)	W, 19-16	Knoxville
Sept. 16	Florida (6)	L, 27-21	Knoxville
Oct. 7	Georgia (19)	L, 21-10	Athens
Oct. 28	South Carolina (17)	W, 17-14	Columbia
Jan. 1	Kansas State (11)	L, 35-21	Colton Bowl

2001		4-1	
Sept. 29	LSU (14)	W, 26-18	Knoxville
Oct. 27	South Carolina (12)	W, 17-10	Knoxville
Dec. 1	Florida (2)	W, 34-32	Gainesville
Dec. 8	LSU (21)	L, 31-20	Atlanta (SEC)
Jan. 1	Michigan (17)	W, 45-17	Citrus Bowl

2002		0-5	
Sept. 21	Florida (10)	L, 30-13	Knoxville
Oct. 12	Georgia (6)	L, 18-13	Athens
Oct. 26	Alabama (19)	L, 34-14	Knoxville
Nov. 9	Miami (Fla.) (1)	L, 26-3	Knoxville
Dec. 31	Maryland (20)	L, 30-3	Peach Bowl

2003		2-1	
Sept. 20	Florida (17)	W, 24-10	Gainesville
Oct. 11	Georgia (8)	L, 41-14	Knoxville
Nov. 8	Miami (Fla.) (6)	W, 10-6	Miami

2004		3-2	
Sept. 18	Florida (11)	W, 30-28	Knoxville
Oct. 2	Auburn (8)	L, 10-34	Auburn
Oct. 9	Georgia (3)	W, 19-14	Athens
Dec. 4	Auburn (3)	L, 28-38	Atlanta
Jan. 1	Texas A&M (22)	W, 38-7	Dallas

2005		1-4	
Sept. 17	Florida (6)	L, 7-16	Gainesville
Sept. 26	LSU (4)	W, 30-27	Baton Rouge
Oct. 8	Georgia (5)	L, 14-27	Knoxville
Oct. 22	Alabama (5)	L, 3-6	Tuscaloosa
Nov. 5	Notre Dame (8)	L, 21-41	South Bend

2006		2-3	
Sept. 2	California (9)	W, 35-18	Knoxville
Sept. 16	Florida (7)	L, 20-21	Knoxville
Oct. 7	Georgia (10)	W, 51-33	Athens
Nov. 4	LSU (13)	L, 24-28	Knoxville
Nov. 11	Arkansas (11)	L, 14-31	Fayetteville

2007		3-3	
Sept. 1	California (12)	L, 31-45	Berkeley
Sept. 15	Florida (5)	L, 20-59	Gainesville
Oct. 6	Georgia (12)	W, 35-14	Knoxville
Oct. 27	South Carolina (15)	W, 27-24	Knoxville
Dec. 1	LSU (5)	L, 14-21	Atlanta
Jan. 1	Wisconsin (18)	W, 21-17	Outback Bowl

2008		0-4	
Sept. 20	Florida (4)	L, 6-30	Knoxville
Sept. 27	Auburn (15)	L, 12-14	Auburn
Oct. 11	Georgia (10)	L, 14-26	Athens
Oct. 25	Alabama (2)	L, 9-29	Knoxville

Tennessee vs. The Ranked

All-Time: *105-114-9

At Home: 47-40-4

On the Road: 34-51-4

at Neutral Sites: 23-23-1

vs. SEC: 61-73-6

vs. Non-Conference: 44-37-3

vs. Top 5: 22-46-4

vs. Top 10: 46-78-7

vs. Top 15: 74-101-8

In Bowl Games: 19-19

* 1965 win over UCLA in Memphis is included in the all-time record, but not the home or neutral site record.

Margins of Victory/Defeat 1891-1936

Wins			Losses		
Year	Opponent	Score	Year	Opponent	Score
1905	American University	104-0	1893	Duke	70-0
1912	King	101-0	1893	Wake Forest	64-0
1915	Carson-Newman	101-0	1893	North Carolina	60-0
1915	Cumberland	101-0	1893	Kentucky	56-0
1913	Athens	95-0	1892	Sewanee	54-0
1914	Carson-Newman	89-0	1909	Vanderbilt	51-0
1915	Centre	80-0	1906	Alabama	51-0
1913	Maryville	75-0	1910	Mississippi A&M	48-0
1929	Carson-Newman	73-0	1899	Sewanee	46-0
1912	Centre	67-0	1905	Georgia Tech	45-0
1914	Tennessee-Chattanooga	67-0	1905	Vanderbilt	45-0
1914	Louisville	66-0			
1932	Maryville	60-0			

Margins of Victory/Defeat 1937-Present

Wins			Losses		
Year	Opponent	Score	Year	Opponent	Score
1951	Tennessee Tech	68-0	2001	Georgia	44-0
2000	Louisiana-Monroe	70-3	2007	Florida	59-20
1994	Vanderbilt	65-0	1969	Mississippi	38-0
1996	Nevada Las Vegas	62-3	1981	Southern California	43-7

Consecutive Victories

- 23—Final two games of 1937 through the regular season of 1939.
(Broken by 14-0 loss to Southern California in the 1940 Rose Bowl)
- 20—Last 10 games of 1950 through the regular season of 1951.
(Broken by 28-13 loss to Maryland in the 1952 Sugar Bowl)
- 14—Entire 1998 13-game season through one game of 1999.
(Broken by 23-21 loss at Florida)
- 14—Last six games of 1930 through eight games of 1931.
(Broken by 6-6 tie at Kentucky)
- 12—Final games of 1913 through second game of 1915.
(Broken by 3-0 home loss to Clemson)

Consecutive SEC Victories

- 20—Final two SEC games of 1937 through the regular season of 1940.
(Broken by 9-2 loss to Alabama in 1941)
- 17—Final seven SEC games of 1997 through the SEC Championship Game of 1998.
(Broken by 23-21 loss at Florida in 1999)

Consecutive Home Victories

- 30—Final game of 1928 season through the second game of 1933.
(Broken by 12-6 loss to Alabama)
- 23—Fourth game of the 1996 season through first game of 2000.
(Broken by 27-23 loss to Florida)
- 22—First game of 1938 season through the second game of 1941.
(Broken by 9-2 loss to Alabama)
- 20—Last game of 1949 season through the fifth game of 1952.
(Broken by 14-14 tie to Kentucky)

Consecutive SEC Home Victories

- 15—Second game in 1996 through the end of 1999 season.
(Broken by 27-23 loss to Florida)
- 11—First game of 1938 season through the end of 1940.
(Broken by 9-2 loss to Alabama)

Consecutive Victories Away From Neyland Stadium

- 10—Last two away games of 1937 through last away game of 1939.
(Broken by 0-14 loss in the 1939 Rose Bowl to Southern Cal)
- 7—Second away game of 1950 through the last away game of 1951.
(Broken by 13-28 loss in the 1951 Sugar Bowl to Maryland)
- 7—Second away game of 1995 through third away game of 1996.
(Broken by 17-21 loss to Memphis)
- 7—Entire 1998 season.
(Broken by 21-23 loss to Florida in 1999)

Consecutive SEC Road Victories

- 11—Last SEC road game of 1937 through last SEC road game of 1941
(Broken by 0-0 tie at South Carolina Sept. 26, 1942)
- 7—Alabama game 1997 through Vanderbilt 1998
(Broken by 23-21 loss at Florida Sept. 18, 1999)
- 7—Arkansas game 1995 through Vanderbilt game 1996
(Broken by 33-20 loss at Florida Sept. 20, 1997)
- 7—Last SEC road game of 1950 through last SEC road game of 1952
(Broken by 0-0 tie at Alabama Oct. 17, 1953)
- 6—Kentucky game 1965 through Kentucky game 1967
(Broken by 28-14 loss to Auburn in Birmingham Nov. 9, 1968)
- 6—South Carolina game 2000 through Florida game (Dec. 1) 2001
(Broken by 18-13 loss at Florida Oct. 12, 2002)
- 6—Alabama game 2003 through Vanderbilt game 2004
(Broken by 16-7 loss at Florida Sept. 17, 2005)

Consecutive Losses

- 6—First six games of 1988.
(Broken by 38-25 road victory against Memphis State)
- 6—Last four games of 1954 through first two games of 1955.
(Broken by 13-0 home victory against Chattanooga)
- 6—Six games of 1909.
(Broken by 0-0 road tie with Chattanooga)
- 6—Last two games of 1892 through first four games of 1893.
(Broken by 32-0 home victory against Maryville)
- 5—Last five games of 1924.
(Broken by 51-0 home victory against Emory & Henry in 1925)
- 5—Five games of 1904.
(Broken by 23-0 road victory against Grant)

Consecutive SEC Losses

- 6—Alabama game 1954 through Mississippi State game 1955
(Broken by 20-0 win at Alabama Oct. 15, 1955)
- 5—Auburn game 1977 through Kentucky game 1977
(Broken by 42-7 win at Vanderbilt Nov. 26, 1977)

Consecutive Home Losses

- 4—First four home games of 1988.
(Broken by 10-7 home victory against Boston College)
- 4—Last two home games of 1954 through first two home games of 1955.
(Broken by 13-0 home victory against Chattanooga)
- 4—Second through the fifth home game of 1909.
(Broken by 11-0 home victory against Transylvania)
- 4—Three home games of 1892 through first home game of 1893.
(Broken by 32-0 home victory against Maryville)

Consecutive SEC Home Losses

- 5—Mississippi game 1962 through Georgia Tech game 1963
(Broken by 14-0 win over Vanderbilt Nov. 30, 1962)
- 4—Georgia game 2005 through Florida game 2006
(Broken by 16-13 win over Alabama Oct. 21, 2006)
- 4—Alabama game 1954 through Mississippi State game 1955
(Broken by 7-7 tie with Georgia Tech Nov. 5, 1955)

Consecutive Losses Away From Neyland Stadium

- 7—Four away games of 1977 through first three away games of 1978.
(Broken by 41-15 away victory against Vanderbilt)
- 6—Last three away games of 1912 through first three away games of 1913.
(Broken by 13-7 away victory against Kentucky State)
- 5—The 1946 Orange Bowl game through first four away games of 1947.
(Broken by 13-6 away victory against Kentucky)

Consecutive SEC Road Losses

- 6—Alabama game 1977 through Mississippi State game 1978
(Broken by 41-15 win at Vanderbilt Dec. 2, 1978)
- 4—Georgia game 1981 through Auburn game 1982
(Broken by 24-24 tie at LSU Oct. 9, 1982)

Milestone Victories

No.	Date	Score	Opponent	Place
1	Oct. 15, 1892	25-0	Maryville	Maryville
50	Oct. 17, 1908	7-0	Kentucky State	Knoxville
100	Nov. 6, 1920	49-0	Transylvania	Knoxville
150	Oct. 27, 1928	26-7	Washington & Lee	Knoxville
200	Oct. 13, 1934	27-0	Mississippi	Knoxville
250	Nov. 16, 1940	41-14	Virginia	Knoxville
300	Oct. 16, 1948	21-6	Alabama	Knoxville
350	Oct. 15, 1955	20-0	Alabama	Birmingham
400	Nov. 9, 1963	26-0	Tulane	New Orleans
450	Oct. 3, 1970	48-3	Army	Knoxville
500	Nov. 22, 1975	17-13	Kentucky	Lexington
550	Nov. 26, 1983	34-24	Vanderbilt	Knoxville
600	Jan. 1, 1990	31-27	Arkansas	Dallas (Cotton)
650	Oct. 7, 1995	49-31	Arkansas	Fayetteville
700	Sept. 2, 2000	19-16	Southern Mississippi	Knoxville
750	Oct. 1, 2005	27-10	Mississippi	Knoxville

*Entering 2009 season : 776 Wins

Milestone Defeats

No.	Date	Score	Opponent	Place
1	Nov. 21, 1891	24-0	Sewanee	Chattanooga
50	Nov. 6, 1909	51-0	Vanderbilt	Nashville
100	Oct. 19, 1935	25-0	Alabama	Knoxville
150	Sept. 27, 1958	13-0	Auburn	Birmingham
200	Dec. 29, 1973	28-19	Texas Tech	Jacksonville (Cabr)
250	Oct. 13, 1984	43-30	Florida	Knoxville
300	Dec. 31, 2002	30-3	Maryland	Atlanta (Peach)

*Entering 2009 season: 327 losses


Homecoming festivities at the University of Tennessee bring reunions, parades, corsages, the alumni band and memories of days gone by. But mostly, Homecoming means Volunteer football. Over the years, Homecoming has delivered some of the most exciting gridiron confrontations in UT football history.

The alumni festivities first began in the early years of the 20th century. The inaugural installment came with a victory over Vanderbilt in 1916. Homecoming celebrations for former students—a phenomenon of many campuses at about this time—came to fruition during this period. While a Homecoming had been held in 1916, the following year war conditions and limited transportation caused such activities to be cancelled.

Although the event made a comeback in 1919, it was not until 1925 that the Tennessee Alumni Association organized Homecoming activities in connection with the Mississippi A&M football game. Thereafter, Homecoming occurred each year in conjunction with one of the football games. A major attraction of the festivities was a barbecue, as evidenced by the 15 carcasses of beef and 170 gallons of coffee consumed by the alumni in 1927.

Entering the 2002 campaign, Tennessee had won 18 consecutive Homecoming games dating to a 13-10 loss to Mississippi in 1983. However, the Vols lost to the No. 1-ranked Miami Hurricanes 26-3 in the 2002 Homecoming contest.

In the six seasons since the lost to Miami, the Vols have started another streak, winning six straight contests.



Tennessee stopped Louisiana State's Billy Cannon just short of the end zone to preserve the Vols' 14-13 win against No. 1-ranked Louisiana State in the 1959 Homecoming contest.



All-Time Homecoming Results

Date	Opponent	Score		Date	Opponent	Score	
		UT	Opp.			UT	Opp.
1916—Nov. 11	Vanderbilt	10	6	1964—Nov. 14	Mississippi	0	30
1917	NO TEAM—WORLD WAR I			1965—Oct. 9	South Carolina	24	3
1918	NO TEAM—WORLD WAR I			1966—Nov. 12	Mississippi	7	14
1919—Nov. 1	North Carolina	0	0	1967—Nov. 11	Tulane	35	14
1920	NO HOMECOMING			1968—Nov. 2	UCLA	42	18
1921	NO HOMECOMING			1969—Nov. 8	South Carolina	29	14
1922	NO HOMECOMING			1970—Nov. 21	Kentucky	45	0
1923	NO HOMECOMING			1971—Nov. 6	South Carolina	35	6
1924	NO HOMECOMING			1972—Nov. 18	Mississippi	17	0
1925—Nov. 14	Mississippi A&M	14	9	1973—Nov. 3	Georgia	31	35
1926—Nov. 6	Sewanee	12	0	1974—Nov. 23	Kentucky	24	7
1927—Nov. 12	Vanderbilt	7	7	1975—Nov. 8	Utah	40	7
1928—Oct. 27	Washington & Lee	26	7	1976—Nov. 13	Mississippi	32	6
1929—Oct. 19	Alabama	6	0	1977—Nov. 5	Memphis State	27	14
1930—Oct. 25	North Carolina	9	7	1978—Nov. 18	Mississippi	41	17
1931—Oct. 17	Alabama	25	0	1979—Nov. 3	Rutgers	7	13
1932—Oct. 29	Duke	16	13	1980—Nov. 1	Virginia	13	16
1933—Oct. 21	Alabama	6	12	1981—Nov. 7	Wichita State	24	21
1934—Oct. 27	Duke	14	6	1982—Nov. 6	Memphis State	29	3
1935—Oct. 19	Alabama	0	25	1983—Nov. 12	Mississippi	10	13
1936—Oct. 24	Duke	15	13	1984—Nov. 10	Memphis State	41	9
1937—Nov. 13	Vanderbilt	7	13	1985—Nov. 2	Rutgers	40	0
1938—Oct. 29	Louisiana State	14	6	1986—Nov. 8	Memphis State	33	3
1939—Oct. 21	Alabama	21	0	1987—Nov. 14	Mississippi	55	13
1940—Nov. 23	Kentucky	33	0	1988—Nov. 5	Boston College	10	7
1941—Nov. 29	Vanderbilt	26	7	1989—Oct. 7	Georgia	17	14
1942—Nov. 21	Kentucky	26	0	1990—Oct. 13	Florida	45	3
1943	NO TEAM—WORLD WAR II			1991—Nov. 2	Memphis State	52	24
1944—Nov. 18	Temple	27	14	1992—Sept. 26	Cincinnati	40	0
1945—Dec. 1	Vanderbilt	45	0	1993—Oct. 2	Duke	52	19
1946—Oct. 19	Alabama	12	0	1994—Oct. 1	Washington State	10	9
1947—Oct. 4	Duke	7	19	1995—Sept. 30	Oklahoma State	31	0
1948—Oct. 16	Alabama	21	6	1996—Nov. 16	Arkansas	55	14
1949—Nov. 5	Georgia Tech	13	30	1997—Nov. 8	Southern Mississippi	44	20
1950—Nov. 4	North Carolina	16	0	1998—Nov. 7	Alabama-Birmingham	37	13
1951—Dec. 1	Vanderbilt	35	27	1999—Sept. 25	Memphis	17	16
1952—Nov. 26	Florida	26	12	2000—Sept. 23	Louisiana-Monroe	70	3
1953—Nov. 7	Louisiana State	32	14	2001—Nov. 10	Memphis	49	28
1954—Nov. 13	Florida	0	14	2002—Nov. 9	Miami (Fla.)	3	26
1955—Nov. 5	Georgia Tech	7	7	2003—Nov. 1	Duke	23	6
1956—Nov. 3	North Carolina	20	0	2004—Sept. 25	Louisiana Tech	42	17
1957—Nov. 9	Georgia Tech	21	6	2005—Nov. 12	Memphis	20	16
1958—Nov. 15	Mississippi	18	16	2006—Nov. 12	Marshall	33	7
1959—Nov. 7	Louisiana State	14	13	2007—Nov. 12	Louisiana-Lafayette	59	7
1960—Nov. 12	Mississippi	3	24	2008—Nov. 8	Wyoming	7	13
1961—Oct. 7	Mississippi State	17	3	2009—Nov. 7	Memphis		
1962—Nov. 17	Mississippi	6	19				
1963—Oct. 12	Georgia Tech	7	23				

Won 65 Last 17 Tied 3

T Vols on Television

Tennessee's first appearance on television came during the 1951 national championship season when the Vols defeated SEC rival Alabama by a 27-13 margin at Birmingham. The game was carried on WAPI-TV, a local CBS affiliate.

Since 1986, nearly 90 percent (132 of 152) of UT's games have been on television, including 85 national appearances. During that time, no fewer than 10 Tennessee games have been televised in any one season.



The Tennessee Vols are one of the most televised teams in the nation and have hosted ESPN College Gameday seven times at Neyland Stadium.

Date	Opponent	Score	WLT	Ntwk
1951			1-0	
Oct. 20	at Alabama	27-13	W	CBS
1952			0-1	
Jan. 1	Texas (Cotton Bowl)	0-16	L	CBS
1953			0-0-1	
Oct. 17	at Alabama	0-0	T	NBC
1956			0-1	
Jan. 1	Baylor (Sugar Bowl)	7-13	L	ABC
1957			1-0	
Dec. 28	Texas A&M (Gator Bowl)	3-0	W	CBS
1958			0-1	
Sept. 27	at Auburn	0-13	L	NBC
1961			0-1	
Oct. 21	at Alabama	3-34	L	ABC
1962			0-1	
Oct. 20	Alabama	7-27	L	CBS
1964			0-0-1	
Oct. 24	at LSU	3-3	T	NBC
1965			1-1	
Nov. 13	Mississippi (Memphis)	13-14	L	NBC
Dec. 18	Tulsa (Bluebonnet Bowl)	27-6	W	NBC
1966			2-1	
Oct. 8	at Georgia Tech	3-6	L	ABC
Nov. 19	Kentucky	28-19	W	ABC
Dec. 31	Syracuse (Gator Bowl)	18-12	W	ABC
1967			1-1	
Oct. 14	Georgia Tech	24-13	W	ABC
Jan. 1	Oklahoma (Orange Bowl)	24-26	L	NBC
1968			1-1-1	
Sept. 14	Georgia	17-17	T	ABC
Oct. 19	Alabama	10-9	W	ABC
Jan. 1	Texas (Cotton Bowl)	13-36	L	CBS
1969			1-1	
Sept. 27	Auburn	45-19	W	ABC
Dec. 27	Florida (Gator Bowl)	13-14	L	NBC
1970			2-0	
Oct. 24	Florida	38-7	W	ABC
Jan. 1	Air Force (Sugar Bowl)	34-13	W	ABC
1971			2-1	
Sept. 25	Auburn	9-10	L	ABC
Dec. 4	Penn St.	31-11	W	ABC
Dec. 20	Arkansas (Liberty Bowl)	14-13	W	ABC
1972			0-2	
Sept. 9	at Georgia Tech	34-3	W	ABC
Dec. 30	LSU (Bluebonnet Bowl)	24-17	W	Mizlou
1973			0-3	
Oct. 20	at Alabama	21-42	L	ABC
Nov. 17	at Mississippi	18-28	L	ABC
Dec. 29	Texas Tech (Gator Bowl)	19-28	L	ABC

Date	Opponent	Score	WLT	Ntwk
1974			0-1-1	
Sept. 7	UCLA	17-17	T	ABC
Dec. 16	Maryland (Liberty Bowl)	7-3	W	ABC
1975			0-1	
Sept. 20	at UCLA	28-34	L	ABC
1976			0-2	
Sept. 25	at Auburn	28-38	L	ABC
Oct. 16	Alabama	13-20	L	ABC
1978			0-1	
Sept. 30	at Auburn	10-29	L	ABC
1979			0-1	
Dec. 31	Purdue (Bluebonnet Bowl)	22-27	L	Mizlou
1980			0-1	
Oct. 18	Alabama	0-27	L	ABC
1981			1-0	
Dec. 13	Wisconsin (Grdn St. Bowl)	28-21	W	Mizlou
1982			0-2	
Oct. 23	at Georgia Tech	21-31	L	ABC
Dec. 31	Iowa (Peach Bowl)	22-28	L	CBS
1983			4-1	
Oct. 8	LSU	20-6	W	TBS
Nov. 12	Mississippi	10-13	L	TBS
Nov. 19	at Kentucky	10-0	W	CBS
Nov. 26	Vanderbilt	34-24	W	CBS
Dec. 17	Maryland (Citrus Bowl)	30-23	W	Mizlou
1984			1-2	
Sept. 29	at Auburn	10-29	L	TBS
Dec. 1	at Vanderbilt	29-13	W	TBS
Dec. 22	Maryland (Sun Bowl)	27-28	L	CBS
1985			6-0-2	
Sept. 14	UCLA	26-26	T	ABC
Sept. 28	Auburn	38-20	W	ABC
Oct. 19	at Alabama	16-14	W	TBS
Oct. 26	Georgia Tech	6-6	T	ESPN
Nov. 16	Mississippi	34-14	W	TBS
Nov. 23	at Kentucky	42-0	W	TBS
Nov. 30	Vanderbilt	30-0	W	TBS
Jan. 1	Miami (Fla.) (Sugar Bowl)	35-7	W	ABC
1986			2-4	
Sept. 13	Mississippi St.	23-27	L	TBS
Sept. 27	at Auburn	8-34	L	ABC
Oct. 18	Alabama	28-56	L	ABC
Oct. 25	at Georgia Tech	13-14	L	TBS
Nov. 15	at Mississippi	22-10	W	TBS
Dec. 29	Minnesota (Liberty Bowl)	21-14	W	Raycom
1987			4-2-1	
Aug. 30	Iowa (Kickoff Classic)	23-22	W	ABC
Sept. 12	at Mississippi St.	38-10	W	TBS
Sept. 26	Auburn	20-20	T	TBS
Oct. 3	California	38-12	W	TBS
Oct. 17	at Alabama	22-41	L	ESPN
Oct. 31	at Boston College	18-20	L	GAIFN
Jan. 2	Indiana (Peach Bowl)	27-22	W	Mizlou

Date	Opponent	Score	WLT	Ntwk
1988			0-3	
Sept. 3	at Georgia	17-28	L	ESPN
Sept. 17	LSU	9-34	L	TBS
Sept. 24	at Auburn	6-38	L	CBS
1989			6-1	
Sept. 30	Auburn	21-14	W	CBS
Oct. 7	Georgia	17-14	W	ESPN
Oct. 21	at Alabama	30-47	L	CBS
Oct. 28	at LSU	45-39	W	TBS
Nov. 25	at Kentucky	31-10	W	ESPN
Dec. 2	Vanderbilt	17-10	W	TBS
Jan. 1	Arkansas (Cotton Bowl)	31-27	W	CBS
1990			5-2-2	
Aug. 26	Colorado (Pigskin Classic)	31-31	T	NBC
Sept. 8	at Mississippi St.	40-7	W	TBS
Sept. 29	at Auburn	26-26	T	ESPN
Oct. 13	Florida	45-3	W	ESPN
Oct. 20	Alabama	6-9	L	ESPN
Nov. 10	Notre Dame	29-34	L	CBS
Nov. 17	Mississippi (Memphis)	22-13	W	CBS
Nov. 24	Kentucky	42-28	W	TBS
Jan. 1	Virginia (Sugar Bowl)	23-22	W	ABC
1991			7-3	
Sept. 5	at Louisville	28-11	W	ESPN
Sept. 14	UCLA	30-16	W	TBS
Sept. 21	Mississippi St.	26-24	W	TBS
Sept. 28	Auburn	30-21	W	ESPN
Oct. 12	at Florida	18-35	L	ESPN
Oct. 19	at Alabama	19-24	L	ABC
Nov. 9	at Notre Dame	35-34	W	NBC
Nov. 23	at Kentucky	16-7	W	TBS
Nov. 30	Vanderbilt	45-0	W	SpSouth
Jan. 1	Penn St. (Fiesta Bowl)	17-42	L	NBC
1992			4-3	
Sept. 12	at Georgia	34-31	W	ABC
Sept. 19	Florida	31-14	W	ABC
Oct. 3	at LSU	20-0	W	ESPN
Oct. 10	Arkansas	24-25	L	JP
Oct. 17	Alabama	10-17	L	ABC
Oct. 31	at South Carolina	23-24	L	JP
Jan. 1	Boston Col. (H of F Bowl)	38-23	W	ESPN
1993			7-2-1	
Sept. 11	Georgia	38-6	W	ESPN
Sept. 18	at Florida	34-41	L	ABC
Sept. 25	LSU	42-20	W	JP
Oct. 9	at Arkansas	28-14	W	JP
Oct. 16	at Alabama	*17-17	T	ABC
Oct. 30	South Carolina	55-3	W	JP
Nov. 6	Louisville	45-10	W	ABC
Nov. 20	at Kentucky	48-0	W	ESPN
Nov. 27	Vanderbilt	62-14	W	JP
Jan. 1	Penn St. (Citrus Bowl)	13-31	L	ABC

*Game later forfeited to UT as result of NCAA sanctions.

Year	Name	Pos.	Rnd.	Pick	Team
1979	Robert Shaw	<i>C</i>	1	27	Dallas
	Jeff Moore	WR	3	58	LA Rams
	Kelsey Finch	RB	12	311	New Orleans
1980	Roland James	<i>DB</i>	1	14	New England
	Craig Puki	LB	3	77	San Francisco
1981	Tim Irwin	T	3	74	Minnesota
	Danny Spradlin	LB	5	137	Dallas
	Alan Duncan	K	7	174	Philadelphia
	Hubert Simpson	RB	10	258	Cincinnati
	Brad White	DT	12	310	Tampa Bay
1982	Anthony Hancock	<i>WR</i>	1	11	Kansas City
	Brian Ingram	LB	4	111	New England
	Lamont Jeffers	LB	6	153	Washington
	Terry Daniels	DB	10	265	Washington
1983	Willie Gault	<i>WR</i>	1	18	Chicago
	Darryal Wilson	WR	2	47	New England
	Mike Cofer	DE	3	67	Detroit
	Mike Miller	WR	4	104	Green Bay
	Lee Jenkins	DB	11	281	NY Giants
1984	Clyde Duncan	<i>WR</i>	1	17	St. Louis
	Reggie White	<i>DE</i>	1	4	Phila. (Suppl)
	Mark Studaway	DE	4	85	Houston
	Curt Singer	T	6	167	Washington
	Randall Morris	RB	10	270	Seattle
	Lenny Taylor	WR	12	313	Green Bay
	Glenn Streno	C	12	327	Detroit
1985	Alvin Toles	<i>LB</i>	1	24	New Orleans
	Carl Zander	LB	2	43	Cincinnati
	Johnnie Jones	RB	5	137	Seattle
	Fuad Reveiz	K	7	195	Miami
	Reggie McKenzie	LB	10	275	LA Raiders
	Raleigh McKenzie	G	11	290	Washington
	Tony Simmons	DE	12	318	San Diego
1986	Tim McGee	<i>WR</i>	1	21	Cincinnati
	Jeff Powell	RB	6	166	Chicago
	Eric Swanson	WR	7	170	St. Louis
	Tommy Sims	DB	7	190	Indianapolis
	David Douglas	G	8	204	Cincinnati
1987	Bruce Wilkerson	T	2	52	LA Raiders
	Joey Clinkscales	WR	9	233	Pittsburgh
	Dale Jones	LB	10	262	Dallas
	Carlos Reveiz	K	11	302	New England
1988	Terry McDaniel	<i>DB</i>	1	9	LA Raiders
	Anthony Miller	<i>WR</i>	1	15	San Diego
	John Bruhin	G	4	86	Tampa Bay
	William Howard	RB	5	113	Tampa Bay
	Harry Galbreath	G	8	212	Miami
	Joey Howard	T	9	238	San Diego
1989	Keith DeLong	<i>LB</i>	1	28	San Francisco
	Jeff Francis	QB	6	140	LA Raiders
1990	Reggie Cobb	RB	2	30	Tampa Bay
	Marion Hobby	DE	3	74	Minnesota
	Eric Still	G	4	99	Houston
	Tracy Hayworth	LB	7	174	Detroit
	Kent Elmore	P	7	190	LA Rams
	Thomas Woods	WR	8	205	Miami
1991	Charles McRae	<i>T</i>	1	7	Tampa Bay
	Antone Davis	<i>T</i>	1	8	Green Bay
	Alvin Harper	<i>WR</i>	1	12	Dallas
	Chuck Webb	RB	3	81	Green Bay
	Harlan Davis	DB	5	128	Seattle
	Anthony Morgan	WR	5	134	Chicago
	Greg Amsler	RB	8	198	Phoenix
	Roland Poles	RB	10	254	San Diego
	Vince Moore	WR	11	279	New England
1992	Dale Carter	<i>DB</i>	1	20	Kansas City
	Chris Mims	<i>DE</i>	1	23	San Diego
	Carl Pickens	WR	2	31	Cincinnati
	Chuck Smith	DE	2	51	Atlanta
	Jeremy Lincoln	DB	3	80	Chicago
	Tom Myslinski	G-C	4	109	Dallas
	Shazzon Bradley	NT	9	240	Green Bay
	Bernard Dafney	T	9	247	Houston
	Daryl Hardy	LB	10	270	Atlanta
1993	Todd Kelly	<i>DE</i>	1	27	San Francisco
	Dave Thomas	DB	8	203	Dallas
1994	Heath Shuler	<i>QB</i>	1	3	Washington
	Charlie Garner	RB	2	42	Philadelphia
	Cory Fleming	WR	3	87	San Francisco
	Shane Bonham	DT	3	93	Detroit
	Horace Morris	LB	5	152	New York Jets
1995	James Stewart	<i>RB</i>	1	19	Jacksonville
	Ronald Davis	DB	2	41	Atlanta
	Aaron Hayden	RB	4	104	San Diego
	Ben Talley	LB	4	133	NY Giants
	Jerry Colquit (forfeited)	QB	6	191	Carolina

Year	Name	Pos.	Rnd.	Pick	Team
	Billy Williams	WR	7	212	Arizona
	Reggie Cobb	RB	(Expansion)		Jacksonville
	Tom Myslinski	G-C	(Expansion)		Jacksonville
	Dave Thomas	DB	(Expansion)		Jacksonville
1996	Jason Layman	T	2	48	Houston
	DeRon Jenkins	DB	2	55	Baltimore
	Shane Burton	DT	5	150	Miami
	Nilo Silvan	WR	6	180	Tampa Bay
	Scott Galyon	LB	6	182	NY Giants
	Steve White	LB	6	194	Philadelphia
	Leslie Ratliffe	T	7	213	Denver
	Jeff Smith	C	7	241	Kansas City
1997	Joey Kent	WR	2	46	Houston
	Jay Graham	RB	3	64	Baltimore
	Ray Austin	DB	5	145	New York Jets
1998	Peyton Manning	<i>QB</i>	1	1	Indianapolis
	Terry Fair	<i>WR</i>	1	20	Detroit
	Marcus Nash	<i>WR</i>	1	30	Denver
	Leonard Little	DE	3	65	St. Louis
	Jonathan Brown	DE	3	90	Green Bay
	Trey Teague	C	7	200	Denver
	Andy McCullough	WR	7	204	New Orleans
	Corey Gaines	DB	7	231	Indianapolis
1999	Al Wilson	<i>LB</i>	1	31	Denver
	Peerless Price	WR	2	53	Buffalo
	Shawn Bryson	RB	3	86	Buffalo
	Steve Johnson	DB	6	170	Seattle
	Jeff Hall	K	6	181	Washington
	Corey Terry	DE	7	250	Indianapolis
2000	Jamal Lewis	<i>RB</i>	1	5	Baltimore
	Shaun Ellis	<i>DE</i>	1	12	New York Jets
	Raynoch Thompson	LB	2	41	Arizona
	Chad Clifton	T	2	44	Green Bay
	Dwayne Goodrich	DB	2	49	Dallas
	Cosey Coleman	G	2	51	Tampa Bay
	Deon Grant	DB	2	57	Carolina
	Darwin Walker	DT	3	71	Arizona
	Tee Martin	QB	5	163	Pittsburgh
2001	Travis Henry	RB	2	58	Buffalo
	Eric Westmoreland	LB	3	73	Jacksonville
	David Leaverton	P	5	142	Jacksonville
	Cedrick Wilson	WR	6	169	San Francisco
	David Martin	TE	6	198	Green Bay
2002	John Henderson	<i>DT</i>	1	9	Jacksonville
	Donte Stallworth	<i>WR</i>	1	13	New Orleans
	Albert Haynesworth	<i>DT</i>	1	15	Tennessee
	Fred Weary	OG	3	66	Houston
	Will Overstreet	DE	3	80	Atlanta
	Travis Stephens	RB	4	119	Tampa Bay
	Andre Lott	DB	5	159	Washington
	Reggie Coleman	OT	6	192	Washington
	Teddy Gaines	DB	7	256	San Francisco
	Dominique Stevenson	LB	7	260	Buffalo
2003	Eddie Moore	LB	2	49	Miami
	Kelley Washington	WR	3	65	Cincinnati
	Jason Witten	TE	3	69	Dallas
	Julian Battle	DB	3	92	Kansas City
	Aubrayo Franklin	DT	5	146	Baltimore
	Keyon Whiteside	LB	5	162	Indianapolis
	Rashad Moore	DT	6	183	Seattle
	Demetris Veal	DE	7	238	Atlanta
2004	Gibril Wilson	DB	5	136	New York Giants
	Troy Fleming	RB	6	191	Tennessee
	Mark Jones	WR	7	206	Tampa Bay
	Scott Wells	C	7	251	Green Bay
2005	Kevin Burnett	LB	2	42	Dallas
	Dustin Colquitt	P	3	99	Kansas City
	Cedric Houston	RB	6	182	New York Jets
2006	Jason Allen	<i>CB</i>	1	16	Miami
	Parys Haralson	DE	5	140	San Francisco
	Omar Gaither	LB	5	168	Philadelphia
	Jesse Mahelona	DT	5	169	Tennessee
	Kevin Simon	LB	7	250	Washington
2007	Justin Harrell	<i>DT</i>	1	16	Green Bay
	Robert Meachem	<i>WR</i>	1	27	New Orleans
	Arron Sears	OT	2	35	Tampa Bay
	Turk McBride	DE	2	54	Kansas City
	Jonathan Wade	CB	3	84	St. Louis
	Marvin Mitchell	LB	7	220	New Orleans
2008	Jerod Mayo	<i>LB</i>	1	10	New England
	Brad Cottam	TE	3	76	Kansas City
	Erik Ainge	QB	5	162	New York Jets
2009	Robert Ayers	<i>DE</i>	1	18	Denver

First-round selections in bold-italic

*Ainge, Erik (2007), Quarterback: (2008 Draft - 5th Round) New York Jets (NFL) 2008-Present.

*Allen, Jason (2005), Defensive Back: (2006 Draft - 1st Round), Miami Dolphins (NFL) 2006-Present.

Allen, Mikki (1999), Defensive Back: (2000 Free Agent), San Francisco 49ers (NFL) 2000; Amsterdam Admirals (EU) 2001.

Amsler, Greg (1990), Running Back: (1991 Draft - 8th Round), Phoenix Cardinals (NFL) 1991 (Injured Reserve).

Anderson, Bill (1957), Back: (1958 Draft - 3rd Round), Washington Redskins (NFL) 1958-63; Green Bay Packers (NFL) 1965-66.

Althas, Pete (1969 Freshman), Defensive Back: (1970 Draft - 10th Round), Dallas Cowboys (NFL) 1970; New York Giants (NFL) 1971-75; Cleveland Browns (NFL) 1975; Minnesota Vikings (NFL) 1975; New Orleans Saints (NFL) 1976.

Altkins, Doug (1952), Defensive Tackle: (1953 Draft - 1st Round), Cleveland Browns (NFL) 1953-54; Chicago Bears (NFL) 1955-66; New Orleans Saints (NFL) 1967-69.

Austin, Raymond (1996) Defensive Back: (1997 Draft - 5th Round), New York Jets (NFL) 1997; Chicago Bears 1998-2000.

Bailey, Howard (1934), Tackle: Philadelphia Eagles (NFL) 1935.

*Baker, Rashad (2003), Defensive Back (2004 Free Agent), Buffalo Bills (NL) 2004-05; New England Patriots (NFL) 2006-07; Oakland Raiders 2008; Philadelphia Eagles (NFL) 2009.

Barbish, Bill (1953), Back: (1954 Draft - 8th Round - Cleveland), Toronto Argonauts (CFL) 1954.

Bartholomew, Sam (1939), Back: (1940 Draft - 11th Round - Washington), Philadelphia Eagles (NFL) 1941.

Bates, Bill (1982), Defensive Back: (1983 Free Agent), Dallas Cowboys (NFL) 1983-97.

Battle, Julian (2002), Defensive Back: (2003 Draft - 3rd Round), Kansas City (NFL) 2003-05; Washington Redskins (NFL) 2006; Calgary Stampeders (CFL) 2007-2008.

Beard, Ed (1961), Linebacker: (1964 Draft - 14th Round), San Francisco 49ers (NFL) 1965-73.

Bonham, Shane (1993), Defensive Tackle: (1994 Draft - 3rd Round) Detroit Lions (NFL) 1994-97; San Francisco 49ers (NFL) 1998; Indianapolis Colts (NFL) 1999.

Boynton, John (1967), Tackle: (1968 Draft - 7th Round), Miami Dolphins (AFL) 1969.

Brandau, Art (1942), Center: (1945 Draft - 8th Round), Pittsburgh Steelers (NFL) 1945-46.

*Brown, Chris (2007), Tight End (2008 Free Agent) Jacksonville Jaguars (NFL) 2007 (Practice Squad); Miami Dolphins (NFL) 2008-Present.

Brown, Eddie (1973), Defensive Back: (1974 Draft - 8th Round), Cleveland Browns (NFL) 1974-75; Washington Redskins (NFL) 1975-77; Los Angeles Rams (NFL) 1978-79; Chicago Blitz (USFL) 1983; Arizona Wranglers (USFL) 1984.

*Brown, Jonathan (1997), Defensive End: (1998 Draft - 3rd Round) Green Bay Packers (NFL) 1998; Denver Broncos (NFL) 1999; Berlin Thunder (EU) 2000; St. Louis Rams (NFL) 2001-02; Amsterdam Admirals (EU) 2003; Toronto Argonauts (CFL), 2004-Present.

Bruhin, John (1987), Offensive Guard: (1988 Draft - 4th Round), Tampa Bay Buccaneers (NFL) 1988-1991.

Brown, Tony (2004), Wide Receiver: (2005 Free Agent), Seattle Seahawks (NFL) 2005.

Bryson, Shawn (1998), Running Back: (1999 Draft - 3rd Round), Buffalo Bills (NFL) 1999-2002; Detroit Lions (NFL) 2003-06.

*Burnett, Kevin, (2004), Linebacker: (2005 Draft - 2nd Round), Dallas Cowboys (NFL) 2005-2008; San Diego Chargers (NFL) 2009-Present.

Burton, Shane (1995), Defensive Tackle: (1996 Draft - 5th Round), Miami Dolphins (NFL) 1996-98; Chicago Bears (NFL) 1999; New York Jets 2000-01; Carolina Panthers (NFL) 2002-03.

Butler, Johnny (1941), Back: (1942 Draft - 5th Round - Pittsburgh), Philadelphia Eagles (NFL) 1943, 1945; Pittsburgh Steelers (NFL) 1943-44; Brooklyn Tigers (NFL) 1944; Boston Yanks (NFL) 1944-45; Chicago Cardinals (NFL) 1944.

Cafego, George (1939), Back: (1940 Draft - 1st Round - Chicago Cardinals), Brooklyn Dodgers (NFL) 1940, 1943; Washington Redskins (NFL) 1943; Boston Yanks (NFL) 1944.

Canale, Whit (1964), Defensive End: (1965 Draft - 17th Round - Pittsburgh), Miami Dolphins (AFL) 1966; Boston Patriots (AFL) 1968.

Carter, Dale (1991), Defensive Back: (1992 Draft - 1st Round), Kansas City Chiefs (NFL) 1992-98; Denver Broncos 1999-2000; Minnesota Vikings (NFL) 2001; New Orleans Saints (NFL) 2002-03; Baltimore Ravens (NFL) 2004-05.

Chadwick, Walter (1967), Running Back: (1968 Draft - 6th Round - Green Bay), Winnipeg Blue Bombers (CFL) 1968.

Cifers, Bobby (1942), Quarterback: (1944 Draft - 2nd Round), Detroit Lions (NFL) 1944-46; Pittsburgh Steelers (NFL) 1947-48; Green Bay Packers (NFL) 1949.

Cifers, Ed (1940), End: (1941 Draft - 6th Round), Washington Redskins (NFL) 1941-42, 1946; Chicago Bears (NFL) 1947-48.

Clabo, Neil (1974), Punter: (1975 Draft - 10th Round), Minnesota Vikings (NFL) 1975-77.

Clausen, Casey (2003), Quarterback: (2004 Free Agent), Amsterdam Admirals (EU) 2005

Clay, Boyd (1939), Tackle: (1940 Draft - 11th Round), Cleveland Rams (NFL) 1940-42, 1944.

*Clifton, Chad (1999), Offensive Tackle: (2000 Draft - 2nd Round), Green Bay Packers (NFL) 2000-Present.

Clinkscales, Joey (1986), Wide Receiver: (1987 Draft - 9th Round), Pittsburgh Steelers (NFL) 1987-88; Tampa Bay Buccaneers (NFL) 1988.

Cofer, Mike L. (1982), Defensive End: (1983 Draft - 3rd Round), Detroit Lions (NFL) 1983-1992.

Cobb, Reggie (1989), Running Back: (1990 Draft - 2nd Round), Tampa Bay Buccaneers (NFL) 1990-93; Green Bay Packers (NFL) 1994; Jacksonville Jaguars (NFL) 1995; New York Jets (NFL) 1996-97.

Coleman, Cosey (1999), Offensive Guard: (2000 Draft - 2nd Round), Tampa Bay Buccaneers (NFL) 2000-04; Cleveland Browns (NFL) 2005-06.

Coleman, Reggie (2001), Offensive Tackle: (2002 Draft - 6th Round) Washington Redskins (NFL) 2002.

Colquitt, Craig (1977), Punter: (1978 Draft - 3rd Round), Pittsburgh Steelers (NFL) 1978-1984.

*Colquitt, Dustin, (2004), Punter: (2005 Draft - 3rd Round), Kansas City Chiefs (NFL) 2005-Present.

Colquitt, Jimmy (1984), Punter: (1985 Free Agent), Seattle Seahawks (NFL) 1985.

Cooper, Richard (1987), Defensive Lineman: (1989 Free Agent), New Orleans Saints (NFL) 1989-95; Philadelphia Eagles (NFL) 1996-98.

*Copeland, Jermaine (1998), Wide Receiver: (2000 Free Agent), Barcelona Dragons (EU) 2000; Montreal Alouettes (CFL) 2001-04; Calgary Stampeders (CFL) 2005-Present.

*Cottam, Brad (2007), Tight End (2008 Draft - 3rd Round) Kansas City Chiefs (NFL) 2008-Present.

Crawford, Denver (1947), Tackle: (1947 Draft - 13th Round - Green Bay), New York Yankees (AAC) 1948.

Crosby, Phillip (1999), Fullback: (2000 Free Agent), Buffalo Bills (NFL) 2000-03.

Daffer, Ted (1951), End: (1952 Draft - 21st Round), Chicago Bears (NFL) 1954.

Dafney, Bernard (1991), Offensive Tackle: (1992 Draft - 9th Round), Houston Oilers (NFL) 1992; Minnesota Vikings (NFL) 1993-95; Arizona Cardinals (NFL) 1995; Pittsburgh Steelers (NFL) 1996-97; Carolina Panthers (NFL) 1998.

Daniels, Terry (1981), Defensive Back: (1981 Draft - 10th Round - Washington), New Jersey Generals (USFL) 1983-85.

Danychuk, Bill (1964), Guard: Hamilton Tigercats (CFL) 1965-76.

Davis, Antone (1990), Offensive Tackle: (1991 Draft - 1st Round - Green Bay), Philadelphia Eagles (NFL) 1991-95; Atlanta Falcons (NFL) 1996-97.

Davis, Harlan (1990), Defensive Back: (1991 Draft - 5th Round), Seattle Seahawks (NFL) 1991.

Davis, Ron (1994) Defensive Back: (1995 Draft - 2nd Round), Atlanta Falcons (NFL) 1995; Green Bay Packers (NFL) 1997-Present.

DeLong, Keith (1988), Linebacker: (1989 Draft - 1st Round), San Francisco 49ers (NFL) 1989-1993.

DeLong, Steve (1964), Defensive End: (1965 Draft - 1st Round - Chicago (NFL)/San Diego (AFL)), San Diego Chargers (AFL) 1965-69 (NFL) 1970-71; Chicago Bears (NFL) 1972.

DeLucca, Jerry (1955), Guard: Toronto Argonauts (CFL) 1958; Philadelphia Eagles (NFL) 1959; Boston Patriots (AFL) 1960-61, 63-64; Buffalo Bills (AFL) 1962-63.

Denney, Austin (1966), End: (1967 Draft - 11th Round - Dallas (NFL)/2nd Round New York Jets (AFL)), Chicago Bears (NFL) 1967-69; Buffalo Bills (NFL) 1970-71.

Dickerson, Mondre (2003), Defensive Line: (2003 Free Agent), Tampa Bay Storm (AFL) 2006; Grand Rapids Rampage (AFL) 2007; Columbus Destroyers (AFL) 2008.

Dobelstein, Bob (1945), Guard: (1945 Draft - 2nd Round - Chicago Cardinals), New York Giants (NFL) 1946-48; Los Angeles Dons (AAC) 1949.

Douglas, Cody (2005), Offensive Guard (2006 Free Agent) Houston Texans (NFL) 2006; Cologne Centurions (EU) 2007.

Douglas, David (1985), Offensive Tackle: (1986 Draft - 8th Round), Cincinnati Bengals (NFL) 1986-88; New England Patriots (NFL) 1989-90.

Tennessee's First-Round Draft Picks

Draft	Name	Pick	Team	Draft	Name	Pick	Team	Draft	Name	Pick	Team
1940	George Cafego, TB	1st	Chicago Cardinals	1985	Alvin Toles, LB	24th	New Orleans Saints	1998	Peyton Manning, QB	1st	Indianapolis Colts
1952	Bert Rechichar, DB	10th	Cleveland Browns	1986	Tim McGee, WR	21st	Cincinnati Bengals		Terry Fair, DB	20th	Detroit Lions
1953	Doug Atkins, DT	11th	Cleveland Browns	1988	Terry McDaniel, DB	9th	Los Angeles Raiders		Marcus Nash, WR	30th	Denver Broncos
1964	Dick Evey, DT	14th	Chicago Bears		Anthony Miller, WR	15th	San Diego Chargers	1999	Al Wilson, LB	31st	Denver Broncos
1965	Steve DeLong, G	6th	San Diego Chargers	1989	Keith DeLong, LB	28th	San Francisco 49ers	2000	Jamal Lewis, RB	5th	Baltimore Ravens
1968	Bob Johnson, C	2nd	Cincinnati Bengals	1991	Charles McRae, OT	7th	Tampa Bay Buccaneers		Shaun Ellis, DE	12th	New York Jets
1970	Jack Reynolds, LB	22nd	Los Angeles Rams		Antone Davis, OT	8th	Philadelphia Eagles	2002	John Henderson, DT	9th	Jacksonville Jaguars
1977	Stanley Morgan, WR	25th	New England Patriots		Alvin Harper, WR	12th	Dallas Cowboys		Donie Stallworth, WR	13th	New Orleans Saints
1979	Robert Shaw, C	27th	Dallas Cowboys	1992	Dale Carter, DB	20th	Kansas City Chiefs		Albert Haynesworth, DT	15th	Tennessee Titans
1980	Roland James, DB	14th	New England Patriots		Chris Mims, DE	23rd	San Diego Chargers	2006	Jason Allen, DB	16th	Miami Dolphins
1982	Anthony Hancock, WR	11th	Kansas City Chiefs	1993	Todd Kelly, DE	27th	San Francisco 49ers	2007	Justin Harrell, DT	16th	Green Bay Packers
1983	Willie Gault, WR	18th	Chicago Bears	1994	Heath Shuler, QB	3rd	Washington Redskins		Robert Meachem, WR	27th	New Orleans Saints
1984	Reggie White, DT	4th	Philadelphia Eagles	1995	James Stewart, RB	19th	Jacksonville Jaguars	2008	Jerod Mayo, LB	10th	New England Patriots
	Clyde Duncan, WR	17th	St. Louis Cardinals					2009	Robert Ayers, DE	18th	Denver Broncos

(First player picked in draft in bold face)

- Duff, Bill (1998), Defensive Tackle: (1999 Free Agent), Cleveland Browns (NFL) 1999; Berlin Thunder (EU) 2000-01.
- Duncan, Alan (1980), Place Kicker: (1981 Draft - 7th Round), Philadelphia Eagles (NFL); Memphis Showboats (USFL) 1984-85.
- Duncan, Clyde (1983), Wide Receiver: (1984 Draft - 1st Round), St. Louis Cardinals (NFL) 1984-85.
- *Ellis, Shaun (1999), Defensive End: (2000 Draft - 1st Round), New York Jets (NFL) 2000-Present.
- Emanuel, Frank (1965), Linebacker: (1966 Draft - 4th Round - Philadelphia (NFL)/3rd Round - Miami (AFL)), Miami Dolphins (AFL) 1966-69; New Orleans Saints (NFL) 1970.
- Evey, Dick (1963), Tackle: (1964 Draft - 1st Round - Chicago (NFL)/2nd Round Buffalo (AFL)), Chicago Bears (NFL) 1964-69; Los Angeles Rams (NFL) 1970; Detroit Lions (NFL) 1971.
- Fair, Terry (1997), Defensive Back: (1998 Draft - 1st Round) Detroit Lions (NFL) 1998-2001; Carolina Panthers (NFL) 2002; Pittsburgh Steelers (NFL) 2003-04; St. Louis Rams (NFL) 2005.
- Feathers, Beattie (1933), Halfback: Chicago Bears (NFL) 1934-37; Brooklyn Dodgers (NFL) 1938-39; Green Bay Packers (NFL) 1940.
- Fields, Earnest (1991), Linebacker: (1994 Free Agent) Baltimore CFL Club (CFL) 1994
- Fleming, Cory (1993), Wide Receiver: (1994 Draft - 3rd Round) San Francisco 49ers (NFL); Dallas Cowboys (NFL) 1994-95; Oakland Raiders (NFL) 2000.
- Fleming, Troy (2003), Running Back: (2004 Draft - 6th Round) Tennessee Titans (NFL) 2004-06.
- Flowers, Richmond (1968), Safety: (1969 Draft - 2nd Round), Dallas Cowboys (NFL) 1969-71; New York Giants (NFL) 1971-73; Shreveport Steamers (WFL) 1974-75.
- Francis, Jeff (1988), Quarterback: (1989 Draft - 6th Round), Los Angeles Raiders (NFL) 1989; Cleveland Browns (NFL) 1990-1991.
- *Franklin, Aubrayo (2002), Defensive Tackle: (2003 Draft - 5th Round), Baltimore Ravens (NFL) 2003-06; Frankfurt Galaxy (EU) 2004; San Francisco 49ers (NFL) 2007-Present.
- Frost, Ken (1960), Tackle: Dallas Cowboys (NFL) 1961-62.
- Fulton, Charlie (1967), Back: (1968 Draft - 16th Round - Boston), Edmonton Eskimos (CFL) 1968-69.
- Gaffney, Jim (1942), Back: (1944 Draft - 13th Round), Washington Redskins (NFL) 1945-46.
- Gaines, Corey (1997), Defensive Back: (2001 Free Agent), Frankfurt Galaxy (EU) 2001.
- Gaines, Greg (1980), Defensive Back: (1980 Free Agent), Seattle Seahawks (NFL) 1981-1988.
- Gaines, Teddy (2001), Defensive Back: (2002 Draft - 7th Rd San Francisco), Rhein Fire (EU) 2003; Montreal Alouettes (CFL) 2004.
- *Gaither, Omar (2005), Linebacker: (2006 Draft - 5th Round), Philadelphia Eagles (NFL) 2006-Present.
- Galbreath, Harry (1987), Offensive Guard: (1988 Draft - 8th Round), Miami Dolphins (NFL) 1988-92; Green Bay Packers (NFL) 1993-95; New York Jets (NFL) 1996-97.
- Galyon, Scott (1995), Linebacker: (1996 Draft - 6th Round), New York Giants (NFL) 1996-99; Miami Dolphins (NFL) 2000-2002.
- Garner, Charlie (1993), Running Back: (1994 Draft - 2nd Round) Philadelphia Eagles (NFL) 1994-98; San Francisco 49ers (NFL) 1999-2000; Oakland Raiders (NFL) 2001-03; Tampa Bay Buccaneers (NFL) 2004-2005.
- Gault, Willie (1982), Wide Receiver: (1983 Draft - 1st Round), Chicago Bears (NFL) 1983-87; Los Angeles Raiders (NFL) 1988-93.
- Glass, Glenn (1961), Back: (1962 Draft - 2nd Round - Buffalo (AFL)/17th Round - Chicago (NFL)), Pittsburgh Steelers (NFL) 1962-63; Philadelphia Eagles (NFL) 1964-65; Atlanta Falcons (NFL) 1966; Denver Broncos (AFL) 1966.
- Goodrich, Dwayne (1999), Defensive Back: (2000 Draft - 2nd Round), Dallas Cowboys (NFL) 2001-02.
- Gordon, Bobby (1957), Back: (1958 Draft - 6th Round), Chicago Cardinals (NFL) 1958; Houston Oilers (AFL) 1960.
- Gordy, John (1956), Tackle: (1957 Draft - 2nd Round), Detroit Lions (NFL) 1957, 1959-67.
- Graddy, Sam (1986), Wide Receiver: (1987 Free Agent), Denver Broncos (NFL) 1987-88; Los Angeles Raiders (NFL) 1989-92.
- Graham, Conrad (1972), Defensive Back: (1973 Draft - 8th Round), Chicago Bears (NFL) 1973.
- Graham, Jay (1996), Running Back: (1997 Draft - 3rd Round), Baltimore Ravens (NFL) 1997-99; Seattle Seahawks (NFL) 2001; Montreal Alouettes (CFL) 2003.
- *Grant, Deon (1999), Defensive Back: (2000 Draft - 2nd Round), Carolina Panthers (NFL) 2000-03; Jacksonville Jaguars (NFL) 2004-06; Seattle Seahawks (NFL) 2007-Present.
- Graves, Ray (1941), Center: (1942 Draft - 7th Round), Philadelphia Eagles (NFL) 1942-43, 1946; Pittsburgh Steelers (NFL) 1943.
- *Greer, Jabari (2003), Defensive Back: (2004 Free Agent), Buffalo Bills (NFL) 2004-08; New Orleans Saints (NFL) 2009.
- Hall, Jason (2005), Defensive End: (2006 Free Agent), Cologne Centurions (EU) 2007.
- Hall, Jeff (1998), Placekicker: (2000 Free Agent), St. Louis Rams (NFL) 2000.
- Hamilton, Mercedes (1998), Offensive Guard: (1999 Free Agent), Berlin Thunder (EU) 1999.
- Hancock, Anthony (1981), Wide Receiver: (1982 Draft - 1st Round), Kansas City Chiefs (NFL) 1982-86; Buffalo Bills (NFL) 1988 (Injured Reserve).
- Hand, Omari (2002), Defensive End: (2003 Free Agent), San Diego Chargers (NFL) 2003-05; Amsterdam Admirals (EU) 2005.
- *Hannon, Chris (2005), Wide Receiver (2006 Free Agent), Kansas City Chiefs (NFL) 2006; Carolina Panthers 2007; Detroit Lions (NFL) 2008-Present.
- *Haralson, Parys (2005), Defensive End (2006 Draft - 5th Round), San Francisco 49ers (NFL) 2006-Present.
- *Harrell, Justin (2006), Defensive Tackle: (2007 Draft - 1st Round), Green Bay Packers (NFL) 2007-Present.
- Hardy, Darryl (1991), Linebacker: (1992 Draft - 10th Round), Atlanta Falcons (NFL) 1992-93 (Practice Squad); Arizona Cardinals (NFL) 1994 (Practice Squad); Dallas Cowboys (NFL) 1995-96; Seattle Seahawks (NFL) 1997-98.
- Harper, Alvin (1990), Wide Receiver: (1991 Draft - 1st Round), Dallas Cowboys (NFL) 1991-94; Tampa Bay Buccaneers (NFL) 1995-96; Washington Redskins (NFL) 1997; New Orleans Saints (NFL) 1997.
- Hayden, Aaron (1994), Running Back: (1995 Draft - 4th Round), San Diego Chargers (NFL) 1995-96; Green Bay Packers (NFL) 1997-98; Philadelphia Eagles (NFL) 1999-2000.
- *Haynesworth, Albert (2001), Defensive Tackle: (2002 Draft - 1st Round), Tennessee Titans (NFL) 2002-08; Washington Redskins (NFL) 2009.
- Hayworth, Tracy (1989), Defensive End: (1990 Draft - 7th Round), Detroit Lions (NFL) 1990-95; Atlanta Falcons (NFL) 1996.
- *Hefney, Jonathan (2007), Safety: (2009 Free Agent) Winnipeg Blue Bombers (CFL) 2009.
- *Henderson, John (2001), Defensive Tackle: (2002 Draft - 1st Round), Jacksonville Jaguars (NFL) 2002-Present.
- Henry, Travis (2000), Tailback: (2001 Draft - 2nd Round) Buffalo Bills (NFL) 2001-04; Tennessee Titans (NFL) 2005-06; Denver Broncos (NFL) 2007-08.
- *Herrera, Anthony (2003), Offensive Line: (2004 Free Agent) Minnesota Vikings (NFL) 2004-Present.
- Hickman, Herman (1931), Guard: Brooklyn Dodgers (NFL) 1932-34.
- Hill, Jim (1950), Back: (1951 Draft - 15th Round), Detroit Lions (NFL) 1951-52; Pittsburgh Steelers (NFL) 1955.
- Hillman, Bill (1946), Back: (1947 Draft - 25th Round), Detroit Lions (NFL) 1947.
- Hobby, Marion (1989), Defensive End: (1990 Draft - 3rd Round - Minnesota), New England Patriots (NFL) 1990-1993.
- Holloway, Condredge (1974), Quarterback: (1975 Draft - 12th Round - New England), Ottawa Rough Riders (CFL) 1975-1980; Toronto Argonauts (CFL) 1981-1986; British Columbia Lions (CFL) 1987.
- Houston, Cedric (2004), Running Backs: (2005 Draft - 6th Round), New York Jets (NFL) 2005-06.
- Howard, Joey (1987), Offensive Tackle: (1988 Draft - 9th Round), San Diego Chargers (NFL) 1988-1990.
- Howard, William (1987), Running Back: (1988 Draft - 5th Round), Tampa Bay Buccaneers (NFL) 1988-89.
- Hubbell, Franklin (Bud) (1946), End-Tackle: (1947 Draft - 9th Round - Miami (AAFC)), Los Angeles Rams (NFL) 1947-49.
- Huffman, Dick (1946), Tackle: (1945 Draft - 7th Round - Cleveland), Los Angeles Rams (NFL) 1947-50; Winnipeg Blue Bombers (CFL) 1951-55; Calgary Stampeders (CFL) 1956-57.
- Hunt, George (1971), Kicker: (1972 Draft - 5th Round), Cleveland Browns (NFL) 1972 Taxi Squad; Baltimore Colts (NFL) 1973; New York Giants (NFL) 1975.
- Hust, Al (1942) End: (1943 Draft - 3rd Round), Chicago Cardinals (NFL) 1946.
- Hutton, Tom (1994), Punter: (1995 Free Agent) Philadelphia Eagles (NFL) 1995-98; Miami Dolphins (NFL) 1999.
- Ingram, Brian (1981), Defensive End: (1982 Draft - 4th Round), New England Patriots (NFL) 1982-86; San Diego Chargers 1987.
- Irwin, Tim (1980), Offensive Tackle: (1981 Draft - 3rd Round), Minnesota Vikings (NFL) 1981-1993; Tampa Bay Buccaneers (NFL) 1994; Miami Dolphins (NFL) 1994.
- Jackson, Bernard (2001) Defensive End: (2002 Free Agent), Washington Redskins (NFL) 2002.
- James, Roland (1979), Defensive Back: (1980 Draft - 1st Round), New England Patriots (NFL) 1980-90.
- Jeffers, Lemont Holt (1981), Linebacker: (1981 Draft - 6th Round - Washington), Memphis Showboats (USFL) 1984-85; New Jersey Generals (USFL) 1985; Montreal Alouettes (CFL) 1985-86; Calgary Stampeders (CFL) 1987-1990.
- Jenkins, DeRon (1995), Defensive Back: (1996 Draft - 2nd Round), Baltimore Ravens (NFL) 1996-99; San Diego Chargers (NFL) 2000; Tennessee Titans (NFL) 2001; Carolina Panthers (NFL) 2002.
- Johnson, Bob (1967), Center: (1968 Draft - 1st Round), Cincinnati Bengals (AFL) 1968-69 (NFL) 1970-78.
- Johnson, Carl (1972), Defensive End: (1973 Draft - 10th Round), Dallas Cowboys (NFL) 1973 (Taxi Squad).
- Johnson, Steve (1998), Defensive Back: (1999 Draft - 6th Round - Seattle), Green Bay Packers (NFL) 1999-2000; Amsterdam Admirals (EU) 2000.
- Johnson, Tom (1972), Center: Jacksonville Sharks (WFL) 1974; San Antonio Wings (WFL) 1975.
- Jones, Dale (1986), Linebacker: (1987 Draft - 10th Round), Dallas Cowboys (NFL) 1987.
- Jones, Johnnie (1984), Running Back: (1985 Draft - 5th Round - Seattle), Hamilton Tiger-Cats (CFL) 1987-88.
- *Jones, Mark (2003), Wide Receiver: (2004 Draft - 7th Round), New York Giants (NFL) 2004; Tampa Bay Buccaneers (NFL) 2005-07, Carolina Panthers (NFL) 2008; Tennessee Titans (NFL) 2009.
- Kell, Chip (1970), Guard: (1971 Draft - 17th Round - San Diego), Edmonton Eskimos (CFL) 1971-72.
- Kelly, Andy (1991), Quarterback: (1992 Free Agent - Green Bay Packers); Rhein Fire (WFL) 1995-96.
- Kelly, Todd (1992), Defensive End (1993 Draft - 1st Round), San Francisco 49ers (NFL) 1993-95; Cincinnati Bengals (NFL) 1995-96; Atlanta Falcons (NFL) 1996.
- Kent, Joey (1996), Wide Receiver: (1997 Draft - 2nd Round), Tennessee Oilers (NFL) 1997-98; Tennessee Titans (NFL) 1999-2000; Minnesota Vikings (NFL) 2000-01.
- Killian, Gene (1973), Guard: (1974 Draft - 16th Round), Dallas Cowboys (NFL) 1974.
- Kiner, Steve (1969), Linebacker: (1970 Draft - 3rd Round), Dallas Cowboys (NFL) 1970; New England Patriots (NFL) 1971, 1973; Washington Redskins (NFL) 1972-73 (Taxi Squad); Houston Oilers (NFL) 1973-78.
- Knight, Steve (1982), Offensive Guard: (1983 - Free Agent) Indianapolis Colts (NFL) 1987-88.
- Kremer, Karl (1968), Kicker: (1969 Draft - 5th Round), Miami Dolphins (AFL) 1969 (NFL) 1970; Green Bay Packers (NFL) 1971-72 (Taxi Squad); Baltimore Colts (NFL) 1973 (Taxi Squad).
- Lane, Eric (1996), Running Back: (1997 Free Agent), New York Giants (NFL) 1997-98; Atlanta Falcons (NFL) 1999.
- Lauricella, Hank (1951), Back: (1952 Draft - 17th Round - Detroit), Dallas Texans (NFL) 1952.
- Layman, Jason (1995), Offensive Guard: (1996 Draft - 2nd Round), Houston Oilers (NFL) 1996; Tennessee Oilers (NFL) 1997-98; Tennessee Titans 1999-2002.
- Leachman, Lamar (1955), Center: (1955 Draft - 30th Round - Cleveland), Calgary Stampeders (CFL) 1956.
- Leak, C.J. (2005) Tight End (2006 Free Agent) Buffalo Bills, (2006 Practice Squad).
- Letner, Colton (1960), Linebacker: Buffalo Bills (AFL) 1961.
- *Lewis, Jamal (1999), Running Back: (2000 Draft - 1st Round), Baltimore Ravens (NFL) 2000-06; Cleveland Browns (NFL) 2007-Present.
- Lincoln, Jeremy (1991), Defensive Back: (1992 Draft - 3rd Round), Chicago Bears (NFL) 1992-95; St. Louis Rams (NFL) 1996; Seattle Seahawks (NFL) 1997; New York Giants (NFL) 1998-99; Detroit Lions (NFL) 2000.

Lipscomb, Paul (1942), Tackle: Green Bay Packers (NFL) 1945-49; Washington Redskins (NFL) 1950-54; Chicago Bears (NFL) 1954.

*Little, Leonard (1997), Defensive End: (1998 Draft - 3rd Round), St. Louis Rams (NFL) 1998-Present.

Lloyd, DeAngelo (2000), Defensive End: (2000 Free Agent), Frankfurt Galaxy (EU) 2001; Berlin Thunder (EU) 2005.

Long, R.A. (1946), Back: Boston Yanks (NFL) 1947.

Loti, Andre (2001), Defensive Back: (2002 Draft - 5th Round), Washington Redskins (NFL) 2002-05; Pittsburgh Steelers (NFL) 2006.

Lucci, Mike (1961), Linebacker: (1961 Draft - 5th Round - Cleveland (NFL)/20th Round - Los Angeles Chargers (AFL)), Cleveland Browns (NFL) 1962-64; Detroit Lions (NFL) 1965-73.

Mahelona, Jesse (2005), Defensive Tackle: (2006 Draft - 5th Round), Tennessee Titans (NFL) 2006.

Majors, Bill (1960), Back: (1961 Draft - 12th Round - Philadelphia (NFL)/9th Round - Buffalo (AFL)), Buffalo Bills (AFL) 1961.

Majors, Bob (1971), Defensive Back: (1972 Draft - 3rd Round - Philadelphia), Cleveland Browns (NFL) 1972-73; Memphis Southmen (WFL) 1974.

*Manning, Peyton (1997) Quarterback: (1998 Draft - 1st Round), Indianapolis Colts (NFL) 1998-Present.

Maples, Talmadge (1933), Center: Cincinnati Reds (NFL) 1934.

Marsh, Stephen (2002) Defensive Back: (2004 Free Agent) Edmonton Eskimos (CFL) 2004-07.

*Martin, David (2001), Tight End: (2001 Draft - 6th Round), Green Bay Packers (NFL) 2001-06; Miami Dolphins (NFL) 2007-Present.

Martin, Tee (1999) Quarterback: (2000 Draft - 5th Round), Pittsburgh Steelers (NFL) 2000-2002; Rhein Fire (EU) 2002; Oakland Raiders (NFL) 2003-04; Winnipeg Bluebombers (CFL) 2005.

Marvin, Mickey (1976), Offensive Guard: (1977 Draft - 4th Round), Oakland Raiders (NFL) 1977-81; Los Angeles Raiders (NFL) 1982-87.

Maxwell, Jim (1971), Quarterback: (1972 Free Agent), Philadelphia Eagles (NFL) 1972-73 (Taxi Squad).

*Mayo, Jerod (2007), Linebacker: (2008 Draft - 1st Round), New England Patriots (NFL) 2008-Present.

*McBride, Turk (2006), Defensive Tackle: (2007 Draft - 2nd Round), Kansas City Chiefs (NFL) 2007-Present.

McCartney, Ron (1975), Defensive End: (1976 Draft - 2nd Round), Los Angeles Rams (NFL) 1976 (Taxi Squad); Atlanta Falcons (NFL) 1977-79.

McCleskey, J.J. (1992), Wide Receiver: (1993 Free Agent); New Orleans Saints (NFL) 1993-1996; Arizona Cardinals (NFL) 1997-2000.

McCord, Darris (1954), Tackle: (1955 Draft - 3rd Round), Detroit Lions (NFL) 1955-67.

McCullough, Andy (1997) Wide Receiver: (1998 Draft - 7th Round) New Orleans Saints (NFL) 1998; Frankfurt Galaxy (EU) 1999; Arizona Cardinals (NFL) 1999-2000; Frankfurt Galaxy (EU) 2001; Oakland Raiders (NFL) 2001-02.

McDaniel, Terry (1987), Defensive Back: (1988 Draft - 1st Round), Los Angeles Raiders (NFL) 1988-96; Oakland Raiders (NFL) 1996.

*McDaniel, Tony (2005), Defensive Tackle: (2006 Free Agent), Jacksonville Jaguars (NFL) 2006-08; Miami Dolphins (NFL) 2009.

McGee, Tim (1985), Wide Receiver: (1986 Draft - 1st Round), Cincinnati Bengals (NFL) 1986-1992; Washington Redskins (NFL) 1993, Cincinnati Bengals (NFL) 1994-96.

McKenzie, Raleigh (1984), Center: (1985 Draft - 11th Round), Washington Redskins (NFL) 1986-94; Philadelphia Eagles (NFL) 1995-96; San Diego Chargers (NFL) 1997-98; Green Bay Packers 1999-2000.

McKenzie, Reggie (1984), Linebacker: (1985 Draft - 10th Round), Los Angeles Raiders (NFL) 1985-88; Phoenix Cardinals (NFL) 1989-90; Montreal (Canada) Machine (WLAFL) 1992.

McRae, Charles (1990), Offensive Tackle: (1990 Draft - 1st Round), Tampa Bay Buccaneers (NFL) 1991-1995; Oakland Raiders (NFL) 1996.

*Meachem, Robert (2006), Wide Receiver: (2007 Draft - 1st Round), New Orleans Saints (NFL), 2007-Present.

Michels, John (1952), Guard: (1953 Draft - 25th Round), Philadelphia Eagles (NFL) 1953, 1956; Winnipeg Blue Bombers (CFL) 1957.

Miles, Willie (2002), Defensive Back: (2005 Free Agent), British Columbia Lions (CFL) 2005.

Miller, Anthony (1987), Wide Receiver: (1988 Draft - 1st Round), San Diego Chargers (NFL) 1988-93; Denver Broncos (NFL) 1994-1996; Dallas Cowboys (NFL) 1997.

Miller, Bubba (1995), Offensive Guard: (1996 Free Agent), Philadelphia Eagles (NFL) 1996-2001; New Orleans Saints (NFL) 2002.

Miller, Darrin (1987), Outside Linebacker: (1988 Free Agent), Seattle Seahawks (NFL) 1988-1989.

Miller, Mike (1982), Wide Receiver: (1983 Draft - 4th Round - Green Bay), New York Giants (NFL) 1983; Edmonton Eskimos (CFL) 1984.

Mims, Chris (1991), Defensive End: (1992 Draft - 1st Round), San Diego Chargers (NFL) 1992-96; Washington Redskins (NFL) 1997; San Diego Chargers (NFL) 1998-99.

*Mitchell, Marvin (2006), Linebacker: (2007 Draft - 7th Round), New Orleans Saints (NFL) 2007-Present.

*Mitchell, Xavier (2007), Defensive End: (2009 Free Agent), British Columbia Lions (CFL) 2009.

Mitchell, Stan (1965), Back: (1966 Draft - 8th Round - Washington), Miami Dolphins (AFL) 1966-69 (NFL) 1970.

Moore, Eddie (2002), Linebacker: (2003 Draft - 2nd Round), Miami Dolphins (NFL) 2003-06.

Moore, Jeff (1978), Wide Receiver: (1979 Draft - 3rd Round), Los Angeles Rams (NFL) 1979-81.

Moore, Mark (1990), Defensive Tackle: (1991 Free Agent), Team Dallas (WL) 1992.

Moore, Rashad (2002), Defensive Tackle: (2003 Draft - 6th Round), Seattle Seahawks (NFL) 2003-05; New York Jets (NFL) 2006; New England Patriots (NFL) 2007.

Morgan, Anthony (1990), Wide Receiver: (1991 Draft - 5th Round), Chicago Bears (NFL) 1991-1993; Green Bay Packers (NFL) 1994-97.

Morgan, Stanley (1976), Wide Receiver: (1977 Draft - 1st Round), New England Patriots (NFL) 1977-89; Indianapolis Colts (NFL) 1990.

Morris, Randall (1983), Running Back: (1984 Draft - 10th Round), Seattle Seahawks (NFL) 1984-1988.

Myslinski, Tom (1991), Offensive Guard: (1992 Draft - 4th Round - Dallas), Washington Redskins (NFL) 1992; Buffalo Bills (NFL) 1993; Chicago Bears (NFL) 1993-94; Jacksonville Jaguars (NFL) 1995-96; Pittsburgh Steelers (NFL) 1997; Indianapolis Colts (NFL) 1998; Dallas Cowboys (NFL) 1999; Pittsburgh Steelers (NFL) 2000-02.

Naumoff, Paul (1966), Linebacker: (1967 Draft - 3rd Round), Detroit Lions (NFL) 1967-78.

Nash, Marcus (1997) Wide Receiver: (1998 Draft - 1st Round) Denver Broncos (NFL) 1998-99; Baltimore Ravens (NFL) 2000; Winnipeg Blue Bombers (CFL) 2002.

Nettles, Ray (1971), Linebacker: (1972 Draft - 6th Round - Miami), British Columbia Lions (CFL) 1972-76; Toronto Argonauts (CFL) 1977; Hamilton Tiger-Cats (CFL) 1978.

Nickla, Ed (1952), End: Toronto Argonauts (CFL) 1954; Chicago Bears (NFL) 1959.

Noel, Tori (1997) Defensive Back: (1998 Free Agent) Barcelona Dragons (EU) 1998; Denver Broncos (NFL) 1999.

North, Lee (1981), Center: (1981 Free Agent), Tampa Bay Bandits (USFL) 1984-85.

Oleksiak, Pat (1954), Tailback: (1955 Draft - 18th Round - Detroit), Winnipeg Blue Bombers (CFL) 1955.

Overstreet, Will (2001), Defensive End: (2002 Draft - 3rd Round), Atlanta Falcons (NFL) 2002-03.

Parker, Eric (2001) Wide Receiver: (2002 Free Agent), San Diego Chargers (NFL) 2002-07.

Parker, Jason (1996), Defensive Back: (1997 Free Agent), Rhein Fire (EU) 1997-1999.

Peoples, Carlton (1982), Defensive Back: (1983 Free Agent), Memphis Showboats (USFL) 1984; Chicago Blitz (USFL) 1984.

Petrella, Bob (1965), Defensive Back: (1966 Draft - 12th Round - Minnesota (NFL)/8th Round - Miami (AFL)), Miami Dolphins (AFL) 1966-69 (NFL) 1970-71.

Pickens, Carl (1991), Wide Receiver: (1992 Draft - 2nd Round), Cincinnati Bengals (NFL) 1992-99; Tennessee Titans (NFL) 2000.

Polofsky, Gordon (1951), Fullback: (1952 Draft - 5th Round - Los Angeles Rams), Chicago Cardinals (NFL) 1952-54.

Poole, Steve (1975), Linebacker: New York Jets (NFL) 1976.

Price, Peerless (1998), Wide Receiver: (1999 Draft - 2nd Round), Buffalo Bills (NFL) 1999-2002; Atlanta Falcons (NFL) 2003-04; Dallas Cowboys (NFL) 2005; Buffalo Bills (NFL) 2006-2007.

Puki, Craig (1979), Linebacker: (1980 Draft - 3rd Round), San Francisco 49ers (NFL) 1980-81; St. Louis Cardinals (NFL) 1982, 1983 (Injured Reserve).

Ratliffe, Leslie (1995), Offensive Tackle: (1996 Draft - 7th Round - Denver Broncos), Scottish Claymores (WL) 1997; Rhein Fire (EU) 1997-98; Calgary Stampedo (CFL) 2000.

Rayburn, Virgil (1932), End: Brooklyn Dodgers (NFL) 1933.

Rechichar, Bert (1951), Back: (1952 Draft - 1st Round), Cleveland Browns (NFL) 1952; Baltimore Colts (NFL) 1953-59; Pittsburgh Steelers (NFL) 1960; New York Jets (AFL) 1961.

Reese, Lloyd (1941), Fullback: Chicago Bears (NFL) 1946; Detroit Lions (NFL) 1947.

Reveiz, Fuad (1984), Placekicker: (1985 Draft - 7th Round), Miami Dolphins (NFL) 1985-89; Minnesota Vikings (NFL) 1990-95.

Reynolds, Art (1973), Linebacker: Charlotte Hornets (WFL) 1974.

Reynolds, Jack (1969), Linebacker: (1970 Draft - 1st Round), Los Angeles Rams (NFL) 1970-80; San Francisco 49ers (NFL) 1981-1984.

Riggs Jr., Gerald (2005), Running Back: (2006 Free Agent), Rhein Fire (EU) 2007.

Ritzmann, Constantin (2003), Defensive End: (2004 Free Agent), Buffalo Bills (NFL) 2004; Atlanta Falcons (NFL) 2005; Berlin Thunder (EU) 2007.

Robinson, Larry (1973), Basketball: (1973 Free Agent), Back: Dallas Cowboys (NFL) 1973.

Rose, Roy (1935), End: (1936 Draft - 4th Round), New York Giants (NFL) 1936.

Rotella, Jamie (1972), Linebacker: (1973 Draft - 3rd Round - Baltimore), Hamilton Tiger-Cats (CFL) 1973-74.

Rudder, Bill (1973), Fullback: (1974 Draft - 3rd Round - San Diego), Chicago Fire (WFL) 1973; Birmingham Vulcans (WFL) 1975.

Russas, Al (1948), End: (1949 Draft - 10th Round - Buffalo (AFL)/13th Round - Detroit (NFL)), Detroit Lions (NFL) 1949.

Ryan, Pat (1977), Quarterback: (1978 Draft - 11th Round), New York Jets (NFL) 1978-89; Philadelphia Eagles (NFL) 1991.

Sanderson, Dale (1983), Center: (1985 CFL Draft - 4th Round) Hamilton Tiger-Cats (CFL) 1985-97.

Schaffer, Joe (1959), Tackle: (1960 Draft), Buffalo Bills (AFL) 1960.

Scott, Bobby (1970), Quarterback: (1971 Draft - 14th Round), New Orleans Saints (NFL) 1971-72 (Taxi Squad) 1973-82; New Jersey Generals (USFL) 1983; Chicago Blitz (USFL) 1983.

*Sears, Aaron (2006), Offensive Tackle: (2007 Draft - 2nd Round), Tampa Bay Buccaneers (NFL) 2007-Present.

Sekanovich, Dan (1953), End: Montreal Alouettes (CFL) 1955; Ottawa Rough Riders (CFL) 1956.

Shaw, Robert (1978), Center: (1979 Draft - 1st Round), Dallas Cowboys (NFL) 1979-82.

Sherrod, Bud (1950), End: (1951 Draft - 17th Round), New York Giants (NFL) 1952.

Shields, Lebron (1959), Tackle: (1959 Draft - 22nd Round - Detroit (NFL)/1960 Expansion Draft - Denver (AFL)/1961 Expansion Draft - Minnesota (NFL)), Baltimore Colts (NFL) 1960; Minnesota Vikings (NFL) 1961; Toronto Argonauts (CFL) 1962.

Shires, Marshall (Abe) (1940), Tackle: (1941 Draft - 2nd Round - Cleveland Browns); Philadelphia Eagles (NFL) 1945.

Shuler, Heath (1993), Quarterback: (1994 Draft - 1st Round), Washington Redskins (NFL) 1994-96; New Orleans Saints (NFL) 1997-98.

Silvan, Nilo (1995), Wide Receiver: (1996 Draft - 6th Round), Tampa Bay Buccaneers (NFL) 1996-97.

Simmons, Tony (1984), Defensive Tackle: (1985 Draft - 12th Round), San Diego Chargers (NFL) 1985-87; British Columbia Lions (CFL) 1990; Saskatchewan Roughriders (CFL) 1991.

Simonetti, Len (1941), Tackle: Cleveland Browns (AAC) 1946-48.

Simons, Kevin (1988), Offensive Lineman: (1989 Free Agent), Cincinnati Bengals (NFL) 1989; New York/New Jersey Knights (WL) 1991.

Simonton, Claud (1971), End: Jacksonville Sharks (WFL) 1974; Chicago Winds (WFL) 1975; Philadelphia Bell (WFL) 1975.

Simpson, Hubert (1978), Running Back: (1979 Draft - 10th Round - Cincinnati), Toronto Argonauts (CFL) 1981.

Sims, Tommy (1985), Defensive Back: (1986 Draft - 7th Round), Indianapolis Colts (NFL) 1986.

Singer, Curt (1983), Offensive Lineman: (1984 Draft - 6th Round), Washington Redskins (NFL) 1984; Seattle Seahawks (NFL) 1986-88; New York Jets (NFL) 1989.

Slater, Walter (1946), Back: (1946 Draft - 3rd Round - Philadelphia/1947 Draft 13th Round - San Francisco (AAFC)), Pittsburgh Steelers (NFL) 1947.

Smith, Carl (1958), Fullback: (1959 Draft - 9th Round - Detroit), Buffalo Bills (AFL) 1960.

Smith, Chuck (1991), Defensive End: (1992 Draft - 2nd Round), Atlanta Falcons (NFL) 1992-99; Carolina Panthers (NFL) 2000-2001.

Smith, Daryle (1986), Offensive Lineman: (1987 Free Agent), Dallas Cowboys (NFL) 1987-88; Cleveland Browns (NFL) 1989; Philadelphia Eagles (NFL) 1990-92; Toronto Argonauts (CFL) 1993; Sacramento (CFL) 1994; San Antonio Texans (CFL) 1995; Winnipeg Blue Bombers (CFL) 1996.

Smith, Jeff (1995), Offensive Guard: (1996 Draft - 7th Round - Kansas City), Scottish Claymores (WL) 1997; Kansas City Chiefs (NFL) 1997-2000; Jacksonville Jaguars (NFL) 2001; Tennessee Titans (NFL) 2002.

Smith, Rob (2005), Offensive Guard: (2006 Free Agent), Cleveland Browns (NFL) 2006-2007.

Smith, Roy (1950), Tackle: Ottawa Roughriders (CFL) 1953-54.

Spiva, Andy (1976), Linebacker: (1977 Draft - 5th Round - St. Louis), Atlanta Falcons (NFL) 1977-78.

Spradlin, Danny (1980), Linebacker: (1981 Draft - 5th Round), Dallas Cowboys (NFL) 1981-82; Tampa Bay Buccaneers (NFL) 1983-84; St. Louis Cardinals (NFL) 1985.

*Stallworth, Donte' (2001), Wide Receiver: (2002 Draft - 1st Round), New Orleans Saints (NFL) 2002-05; Philadelphia Eagles (NFL) 2006; New England Patriots (NFL) 2007; Cleveland Browns 2008-Present.

Slanback, Haskel (1973), Tailback: (1974 Draft - 5th Round - Cincinnati), Atlanta Falcons (NFL) 1974-79.

Stephens, Travis (2001), Running Back: (2002 Draft - 4th Round), Tampa Bay Buccaneers (NFL) 2002-03; Houston Texans (NFL) 2003; Amsterdam Admirals (EU) 2004.

Stevenson, Dominique (2001), Linebacker: (2002 Draft - 7th Round), Buffalo Bills (NFL) 2002-03; Washington Redskins (NFL) 2004.

Stewart, James (1994), Running Back: (1995 Draft - 1st Round), Jacksonville Jaguars (NFL) 1995-99; Detroit Lions (NFL) 2000-03.

Sill, Eric (1989), Offensive Tackle: (1990 Draft - 4th Round - Houston), Frankfurt (Germany) Galaxy (WL) 1991-92.

Stowell, Mike (1992), Offensive Guard: (1994 Free Agent), Shreveport Pirates (CFL) 1994-95.

Stratton, Mike (1961), Linebacker: (1962 Draft - 13th Round), Buffalo Bills (AFL) 1962-69 (NFL) 1970-73; San Diego Chargers (NFL) 1973.

Streater, Jimmy (1979), Quarterback: (1980 Free Agent), Toronto Argonauts (CFL) 1980-81.

Stroud, Jack (1950), Tackle: (1951 Draft - 5th Round), New York Giants (NFL) 1953-64.

Studaway, Mark (1983), Tackle: (1984 Draft - 4th Round), Houston Oilers (NFL) 1984; Tampa Bay Buccaneers (NFL) 1985.

Suffridge, Bob (1940), Guard: (1941 Draft - 6th Round - Pittsburgh), Philadelphia Eagles (NFL) 1941-45.

Swanson, Eric (1985), Wide Receiver: (1986 Draft - 7th Round), St. Louis Cardinals (NFL) 1986.

Talley, Ben (1994) Defensive End: (1995 Draft - 4th Round), New York Giants (NFL) 1995-97; Atlanta Falcons (NFL) 1998-1999.

Tarrant, James (1942), Back: Miami Seahawks (AAC) 1946.

Teague, Trey (1997) Center: (1998 Draft - 7th Round) Denver Broncos (NFL) 1998-2001; Buffalo Bills 2002-05; New York Jets (NFL) 2006.

Terry, Corey (1998) Defensive End: (1999 Draft - 7th Round - Indianapolis) Jacksonville Jaguars (NFL) 1999-2000.

Thayer, Harry (1930), Guard: Portsmouth Spartans (NFL) 1933.

Thomas, Dave (1993), Defensive Back: (1993 Draft - 7th Round), Dallas Cowboys (NFL) 1993-94; Jacksonville Jaguars (NFL) 1995-99; New York Giants 2000-01.

Thompson, Raynoch (1999), Linebacker: (2000 Draft - 2nd Round), Arizona Cardinals (NFL) 2000-04; Green Bay Packers (NFL) 2005.

Toeaina, Albert (2005), Offensive Tackle: (2006 Free Agent), Rhein Fire (EU) 2007.

Toles, Alvin (1984), Linebacker: (1985 Draft - 1st Round), New Orleans Saints (NFL) 1985-89.

Townsend, Ricky (1974), Place Kicker: (1975 Draft - 13th Round - New York Giants), Memphis Southmen (WFL) 1975.

Tracy, Tom (1954), Back: (1956 Draft - 5th Round - Detroit), Ottawa Rough Riders (CFL) 1955-56; Detroit Lions (NFL) 1956-57; Pittsburgh Steelers (NFL) 1958-63; Washington Redskins (NFL) 1963-64.

Tucker, Josh (1999), Offensive Tackle: (2001 Free Agent), Frankfurt Galaxy (EU) 2001.

Turnbow, Jesse (1977), Defensive Tackle: (1978 Draft - 8th Round), Cleveland Browns (NFL) 1978.

Valbuena, Gary (1973), Quarterback: (1974 Draft - 10th Round - Miami), Southern California Sun (WFL) 1974; San Antonio Wings (WFL) 1975; Miami Dolphins (NFL) 1976 (Taxi Squad).

Vaughan, Charles (1934), Back: Detroit Lions (NFL) 1935; Chicago Cardinals (NFL) 1936.

Veal, Demetris (2002), Defensive End: (2003 Draft - 7th Round), Atlanta Falcons (NFL) 2003; Denver Broncos (NFL) 2004-2006; Tennessee Titans (NFL) 2007.

*Wade, Jonathan (2006), Defensive Back: (2007 Draft - 3rd Round), St. Louis Rams (NFL) 2007-Present.

*Walker, Darwin (1999), Defensive Tackle: (2000 Draft - 3rd Round), Philadelphia Eagles (NFL) 2000-06; Buffalo Bills (NFL) 2007; Chicago Bears (NFL) 2007; Carolina Panthers (NFL) 2008-Present.

Walker, Shon (1991), Linebacker: Toronto Argonauts (CFL) 1992.

Wampler, Chris (1982), Defensive Tackle: (1983 Free Agent), Jacksonville Bulls (USFL) 1984-85.

Wantland, Hal (1965), Back: (1966 Draft - 16th Round - Washington), Miami Dolphins (AFL) 1966.

Warren, Buist (1940), Back: Philadelphia Eagles (NFL) 1945.

Warren, Dewey (1967), Quarterback: (1968 Draft - 6th Round), Cincinnati Bengals (AFL) 1968.

Warren, John (1982), Punter: (1983 Free Agent), Dallas Cowboys (NFL) 1983-84.

*Washington, Kelley (2002), Wide Receiver: (2003 Draft - 3rd Round), Cincinnati Bengals (NFL) 2003-06; New England Patriots (NFL) 2007-08; Baltimore Ravens (NFL) 2009.

Watson, Brent (1977), Offensive Guard: (1978 Draft - 10th Round - Cleveland), Montreal Alouettes (CFL) 1978.

Weary, Fred (2001), Offensive Guard: (2002 Draft - 3rd Round), Houston Texans (NFL) 2002-07.

Weatherford, Jim (1968), Defensive Back: (1969 Draft - 15th Round), Atlanta Falcons (NFL) 1969.

Weaver, Herman (1969), Punter: (1970 Draft - 9th Round), Detroit Lions (NFL) 1970-76; Seattle Seahawks (NFL) 1977-80; Michigan Panthers (USFL) 1983.

Webb, Chuck (1990), Running Back: (1991 Draft - 3rd Round), Green Bay Packers (NFL) 1991.

*Wells, Scott (2003), Center: (2004 NFL Draft - 7th Round), Green Bay Packers (NFL) 2004-Present.

West, Hodges (Burr) (1940), Tackle: Philadelphia Eagles (NFL) 1941.

Westmoreland, Eric (2000), Linebacker: (2001 Draft - 3rd Round), Jacksonville Jaguars (NFL) 2001-03; Cleveland Browns (NFL) 2004-06.

White, Brad (1980), Defensive Tackle: (1981 Draft - 12th Round), Tampa Bay Buccaneers (NFL) 1981-83; Indianapolis Colts (NFL) 1984-85.

White, Reggie (1983), Defensive Tackle: (1984 Draft Supplemental - 1st Round), Memphis Showboats (USFL) 1984-85; Philadelphia Eagles (NFL) 1985-1992; Green Bay Packers (NFL) 1993-98.

White, Steve (1995), Defensive End: (1996 Draft - 6th Round - Philadelphia), Tampa Bay Buccaneers (NFL) 1996-2001; New York Jets (NFL) 2002.

Whiteside, Keyon (2002), Linebacker: (2003 Draft - 5th Round), Indianapolis Colts (NFL) 2003-05.

Widby, Ron (1966), Punter: (1968 Free Agent), Dallas Cowboys (NFL) 1968-71; Green Bay Packers (NFL) 1972-74.

Wilkerson, Bruce (1986), Offensive Lineman: (1987 Draft - 2nd Round), Los Angeles Raiders (NFL) 1987-1994; Jacksonville Jaguars (NFL) 1995; Green Bay Packers (NFL) 1996-97; Oakland Raiders (NFL) 1998.

Williams, Billy (1994), Wide Receiver: (1997 Free Agent), Frankfurt Galaxy (EU) 1997; Saskatchewan Roughriders (CFL) 1997.

Wilson, Al (1998), Linebacker: (1999 Draft - 1st Round), Denver Broncos (NFL) 1999-06.

Wilson, Cedrick (2000), Wide Receiver: (2001 Draft - 6th Round), San Francisco 49ers (NFL) 2001-04; Pittsburgh Steelers (NFL) 2005-2007.

Wilson, Darryl (1982), Wide Receiver: (1983 Draft - 2nd Round), New England Patriots (NFL) 1983-84.

*Wilson, Gibril (2004), Defensive Back: (2004 Draft - 5th Round), New York Giants (NFL) 2004-2007; Oakland Raiders (NFL) 2008; Miami Dolphins (NFL) 2009.

Wilson, James (1993) Defensive End: (1994 Free Agent), Detroit Lions (NFL) 1994-96; Rhein Fire (EU) 1997-Present.

*Witten, Jason (2002), Tight End: (2003 Draft - 3rd Round), Dallas Cowboys (NFL) 2003-Present.

Woods, Thomas (1989), Wide Receiver: (1990 Draft - 8th Round - Miami), Barcelona (Spain) Dragons (WL) 1991-92.

Wyche, Bubba (1968), Quarterback: Saskatchewan Rough Riders (CFL) 1969, 1971-72; Detroit Wheel (WFL) 1974; Shreveport Steamers (WFL) 1975.

Yatkowski, Paul (1993), Defensive Tackle: (1994 Free Agent - New York Jets), Ottawa Rough Riders (CFL) 1994-96; British Columbia Lions (CFL) 1997.

Zander, Carl (1984), Linebacker: (1985 Draft - 2nd Round), Cincinnati Bengals (NFL) 1985-91.

*Active Players as of June, 2009
NFL - National Football League
CFL - Canadian Football League
EU - NFL Europe
WL - World League of American Football (1991-93; 96-97)
AFL - American Football League (1960-69)
USFL - United States Football League (1983-85)
WFL - World Football League (1974-75)
AAC - All-American Conference (1946-49)

VoIs in the Super Bowl

TE Bill Anderson	1967 Packers
DB Richmond Flowers	1971 Cowboys
LB Steve Kiner	1971 Cowboys
P Ron Widby	1971 & 72 Cowboys
DB Bob Petrella	1972 Dolphins
P Neil Clabo	1977 Vikings
P Craig Colquitt	1979 & 80 Steelers
DB Eddie Brown	1980 Rams
LB Jack Reynolds	1980 Rams
	1982 & 85 49ers
OT Mickey Marvin	1981 & 84 Raiders
LB Craig Puki	1982 49ers
WR Willie Gault	1986 Bears
DE Brian Ingram	1986 Patriots
DB Roland James	1986 Patriots
WR Stanley Morgan	1986 Patriots
OG Raliegh McKenzie	1988 & 92 Redskins
OG David Douglas	1989 Bengals
WR Tim Mcgee	1989 Bengals
LB Carl Zander	1989 Bengals
LB Keith DeLong	1990 49ers
WR Alvin Harper	1993 & 94 Cowboys
DB Bill Bates	1993, 94 & 96 Cowboys
DE Chris Mims	1995 Chargers
WR Cory Fleming	1996 Cowboys
DT Reggie White	1997 & 98 Packers
OT Bruce Wilkerson	1997 & 98 Packers
RB Aaron Hayden	1998 Packers
WR Marcus Nash	1999 Brocos
	2001 Ravens
LB Chuck Smith	1999 Falcons
LB Ben Talley	1999 Falcons
C Trey Teague	1999 Broncos
WR Joey Kent	2000 Titans
OT Jason Layman	2000 Titans
LB Leonard Little	2000 & 02 Rams
RB Jamal Lewis	2001 Ravens
DB Dave Thomas	2001 Giants
OG Cosey Coleman	2003 Buccaneers
RB Charlie Garner	2003 Raiders
RB Travis Stephens	2003 Buccaneers
DT Shane Burton	2004 Panthers
DB Deon Grant	2004 Panthers
DT Darwin Walker	2005 Eagles
WR Cedrick Wilson	2006 Steelers
QB Peyton Manning	2007 Colts
DB Gibril Wilson	2008 Giants
DT Rashad Moore	2008 Patriots
WR Donte Stallworth	2008 Patriots
WR Kelley Washington	2008 Patriots



NCAA Record Holders

Individual

Most Consecutive Rushes by Same Player—(Game) 16, William Howard, Tennessee vs. Mississippi, Nov. 15, 1986 (during two possessions)
 Most Consecutive Completions—(Game) 23, Tee Martin, Tennessee vs. South Carolina, Oct. 31, 1998; (Season) 24, Tee Martin, 1998 (1 vs. Alabama, 23 vs. South Carolina)
 Fewest Times Sacked Attempting to Pass—(Season) 3, Erik Ainge, 2007 (519 attempts)
 Highest Completion Percentage—(min 20 atts.) 95.8, Tee Martin, Tennessee vs. South Carolina, Oct. 31, 1998 (23 of 24)
 Most Touchdowns Scored on Interception Returns—(Career) 5, Jackie Walker, 1969-71 (11 interceptions), tied with 2 others.
 Most Field Goals made 50 yards or more—(Season) 8, Fuad Reveiz, 1982
 Highest Percentage of field goals made 50 yards or more—(Season) 80.0, Fuad Reveiz, 1982 (8 of 10)
 Highest Percentage of Extra Points Made—(Career) 100.0 John Becksvoort, 1991-94 (161 of 161) (tied with 4 others)
 Longest Rushing Play—99, Kelsey Finch, Tennessee vs. Florida, Oct. 22, 1977 (tied with 11 others)
 Longest Punt Return—100, Bert Rechichar, Tennessee vs. Washington & Lee, Oct. 28, 1950 (tied with 8 others)
 Longest Kickoff Return—100, Leonard Scott, Tennessee vs. Georgia, Oct. 9, 1999 (tied with 209 others)

Team

Highest Completion Percentage—(min 20 atts.) 96.0, Tennessee vs. South Carolina, Oct. 31, 1998 (24-of-25)
 Fewest Passing Attempts Allowed—(Game) 0, by many, including Tennessee vs. Georgia Tech, 1977
 Most Punts Per Game—(Season) 13.9, Tennessee, 1937 (139 in 10 games)
 Fewest Rushing and Passing Touchdowns Allowed Per Game—(Season) 0.0, Tennessee, 1939, tied with Duke 1938.
 Most Yards Gained Interception Returns—(Season) 782, Tennessee, 1971. (25 ints.)
 Highest Average Per Interception Return—(Season) (min. 15 ints.) 31.3, Tennessee, 1971 (25 for 782)
 Most Touchdowns off Interception Return—(Season) 7, Tennessee 1971
 Fewest Points Allowed Per Game—(Season) 0.0, Tennessee, 1939 (10 games), Duke 1938 (9 games)
 Most Opponents Turnovers—(Season) 57, Tennessee, 1970 (36 int., 21 fumbles)
 Most Consecutive Shutouts— (Regular Season) 17, Tennessee (from Nov. 5, 1938 through Oct. 12, 1940)
 Most Consecutive Quarters Opponents Held Scoreless—(Regular Season) 71, Tennessee (from second quarter vs. Louisiana Slate, Oct. 29, 1938, through second quarter vs. Alabama, Oct. 19, 1940)



SEC Record Holders

Individual

Most Touchdown Passes—(Game) 7 (tied with 5), Erik Ainge, 2007 Tennessee vs. Kentucky
 Highest Completion Percentage—(min. 20 atts.) 95.8, Tee Martin (23 of 24) Tennessee vs. South Carolina 1998
 Most Consecutive Completions—(Game) 23, Tee Martin, 1998 Tennessee vs. South Carolina; (Season) 24, Tee Martin, 1998 (1 vs. Alabama, 23 vs. South Carolina)
 Lowest Percentage of Interceptions—(Season, min. 300 atts) 1.05, Peyton Manning (4 of 380) 1995
 Yards Per Catch—(Game, min. 10 catches) 23.3, Kelley Washington, 2001 Tennessee vs. LSU (11 for 256)
 Most Kickoff Return Touchdowns—(Season) 3, Willie Gault, 1980 (Career) 4, Willie Gault, 1979-82
 Most Consecutive Field Goals—(Season) 18, Fuad Reveiz, 1984
 Most PAT Made—(Career) 188, Jeff Hall, 1995-98
 Most PAT Attempted—(Career) 194, Jeff Hall, 1995-98
 Most Consecutive PAT Made—(Career) 161, John Becksvoort, 1991-94
 Most Yards Per Interception—(Season, min. 10) 17.7, Bobby Majors (10 for 177) 1970
 Most Touchdowns by Interception—(Career) 5, Jackie Walker 1969-71
 Most Interception Return Yards—(Career) 487, Eric Berry 2007-08; (Season) Eric Berry 2009 265
 Longest Rushing Touchdown Play—99, Kelsey Finch, 1977 Tennessee vs. Florida
 Longest Kickoff Return—100 (tied with 31), Leonard Scott, 1999 Tennessee vs. Georgia; Peerless Price, 1998 Tennessee vs. Alabama; Willie Gault, 1980 Tennessee vs. Pittsburgh
 Longest Punt Return—100 (tied with three), Bert Rechichar, 1950 Tennessee vs. Washington & Lee
 Longest Interception Return—100 (tied with 12), Ray Martin, 1953 Tennessee vs. Louisville
 Longest Field Goal—60 (tied with two), Fuad Reveiz, 1982 Tennessee vs. Georgia Tech

Team

Highest Average Per Rush—(Game) 10.7 (44-469) vs. Tennessee Tech 1951
 Most Consecutive Completions—(Game) 23, vs. South Carolina 1998; (Season) 24 in 1998 (1 vs. Alabama, 23 vs. South Carolina)
 Completion Percentage—(Game, min 20 atts.) 96.0 (24 of 25) vs. South Carolina 1998
 Fewest Interceptions—(Game, min. 45 attempts) 0 vs. Clemson 2004 (56 att.)
 Yards Gained-Two Teams— 1,329, Tennessee 695-Kentucky 634 (1997)
 Lowest Percentage of Interceptions—(Season, Min. 300 atts.) 1.02 in 1995 (4 of 391)
 Most Punts—(Season) 139 in 1937
 Most Yards Punting—(Season) 5,620 in 1937
 Most Punt Return Yards—(Season) 974 in 1940 (68 returns)
 Most Kickoff Return Yards—(Season) 1,462 in 2007 (60 returns)
 Fewest Rushes Allowed—(Season) 231 in 1945 (9 games)
 Fewest Passes Allowed—(Game) 0 (tied with one), vs. Georgia Tech 1977
 Fewest Touchdowns Allowed—(Season) 0 in 1939 (10 games)
 Fewest Points Allowed—(Season) 0 in 1939 (10 games)
 Most Interceptions—(Season) 36 in 1970
 Interception Return Yards—(Season) 782 in 1971 (25 interceptions)
 Interception Touchdowns—(Season) 7 in 1971
 Fewest Plays Allowed—(Season) 368 in 1945

SEC Statistical Champions

Individual

Rushing

1951 Hank Lauricella, 881 yards
 1968 Richard Pickens, 736 yards
 1983 Johnnie Jones, 1116 yards (111.6/game)
 1984 Johnnie Jones, 1290 yards (117.3/game)
 1990 Tony Thompson, 1261 yards (105.1/game)
 2001 Travis Stephens, 1464 yards (122.0/game)

Passing Efficiency

1968 Bubba Wyche, 124.63
 1975 Randy Wallace, 133.21
 1985 Darryl Dickey, 163.10
 1993 Heath Shuler, 157.3

Receiving

1975 Larry Seivers, 41 receptions (3.7 avg.)
 1976 Larry Seivers, 51 receptions (4.6 avg.)
 1990 Carl Pickens, 53 receptions (4.8 avg.)
 1991 Carl Pickens, 49 receptions (4.5 avg.)
 1995 Joey Kent, 95.9 yards/game (69 for 1055 yds)
 1997 Marcus Nash, 97.5 yards/game (76 for 1170 yds)
 2006 Robert Meachem, 99.8 yards/game (71 for 1298 yds)

* SEC recognizes a receptions leader and a yardage leader

Total Offense

1955 Johnny Majors, 1133 yards
 1956 Johnny Majors, 1101 yards
 1975 Randy Wallace, 1529 yards

Scoring

1933 Beattie Feathers, 78 points
 1951 Harold Payne, 84 points
 1953 Jimmy Wade, 72 points
 1972 Haskel Stanback, 78 points
 1974 Stanley Morgan, 84 points
 1975 Stanley Morgan (tied), 60 points
 1985 Carlos Reveiz, 102 points (9.3 ppg)
 1986 William Howard, 86 points (10.8 ppg)
 1987 Reggie Cobb, 120 points (10.0 ppg)
 1990 Greg Burke, 107 points (8.9 ppg)
 1993 John Becksvoort, 95 points (8.6 ppg)
 2006 James Wilhoit, 96 points (7.4 ppg)

Field Goals

1985 Carlos Reveiz, 2.18 per game (24 in 11 games)
 1987 Phil Reich, 1.33 per game (16 in 12 games)
 1995 Jeff Hall, 1.50 per game (16 in 11 games)
 2000 Alex Walls, 1.64 per game (18 in 11 games)

Punting

1956 Bobby Gordon, 47.1 avg.
 1957 Bobby Gordon, 42.7 avg.
 1962 George Canale, 41.8 avg.
 1966 Ron Widby, 43.8 avg.
 1974 Neil Clabo, 43.1 avg.
 1976 Craig Colquitt, 42.5 avg.
 1982 Jimmy Colquitt, 46.9 avg.
 1988 Kent Elmore, 44.3 avg.
 1990 Joey Chapman, 41.9 avg.
 2003 Dustin Colquitt, 45.31 avg.

Tackles Per Game

2004 Jason Allen, 9.5 per game (123 in 13 games)

Tackles For Loss (TFL)

2004 Jesse Mahelona, 18.5 (18 solo, one assist in 13 games)

Interceptions

1970 Bobby Majors, 10 interceptions
 1985 Chris White, 9 interceptions
 1999 Deon Grant, 9 interceptions
 2008 Eric Berry, 7 interceptions

Punt Returns

1986 Thomas Woods, 11.3 avg. per return
 1993 Shawn Summers, 14.2 avg. per return
 1994 Nilo Silvan, 18.1 avg. per return

Kickoff Returns

1988 Anthony Morgan, 24.2 avg.
 1990 Dale Carter, 29.8 avg.
 1993 Billy Williams, 28.4 avg.
 1999 Leonard Scott, 27.0 avg.

Team

Scoring Offense

1933 (tied) 17.6 ppg.
 1938—27.6 ppg.
 1940—31.9 ppg.
 1951—37.3 ppg.
 1956—28.6 ppg.

Scoring Defense

1938—1.6 ppg.
 1939—0.0 ppg.
 1940—2.6 ppg.
 1942—5.4 ppg.
 1944—5.3 ppg.

Rushing Offense

1951—306.8 avg.
 1970—215.0 avg.
 1989—245.6 avg.
 1993—238.3 avg.

Passing Offense

1975—140.5 avg.

Total Offense

1991—467.7 avg.
 1993—480.6 avg.

Red Zone Offense

2006—88.6 scoring pct. (39-of-44; 27 TDs, 12 FGs)

* The SEC did not track red zone statistics until the 2001 season

Third Down Conversions

1992—42% (69 of 164)
 1993—47% (60 of 129)
 1996—44% (68 of 156)

First Downs

2004—276

Net Punting

2004—39.0 yds/punt

Rushing Defense

1983—111.9 avg.
 2000—74.3 avg.
 2001—85.3 avg.

Passing Defense

1948—74.8 avg.
 1949—75.2 avg.
 1950—59.2 avg.
 1952—53.1 avg.
 1953—54.0 avg.
 1960—53.8 avg.

Quarterback Sacks

1991—39 sacks
 1993—38 sacks
 1995—42 sacks

Sacks Allowed

2007—4 sacks

Third Down Conversion Defense

1997—28% (48 of 173)
 2002—29.1% (53 of 182)

Total Defense

1952—167.7 avg.
 1983—279.0 avg.
 1991—286.7 avg.

Punt Returns

1986—11.3 avg.
 1997—13.4 avg.

Kickoff Returns

1990—24.36 avg.
 1993—23.61 avg.
 1995—25.07 avg.

Turnover Ratio

1990—1.92 per game
 1993—1.18 per game
 1995—1.00 per game
 1998—1.33 per game

NCAA Statistical Champions

Individual

Punting—1942 Bobby Cifers, 42.9 avg. (37 punts for 1586 yds.);
 1966 Ron Widby, 43.8 avg. (48 punts for 2104 yds.)
 Passing Efficiency—1966 Dewey Warren, 142.2 (min. 15 passes per game)
 Interceptions—1985 Chris White, 0.82 per game (9 int. in 11 games); 1999 Deon Grant, 0.82 per game (9 int. in 11 games)
 Kickoff Returns—1990 Dale Carter, 29.8 avg. (17 returns for 507 yards)
 Punt Returns—1951 Bill Blackstock, 25.9 avg. (12 returns for 311 yards); 1941 Walter Slater, 20.4 avg.

Team

Scoring Defense—1939, 0.0 points per game; 1940, 2.6 points per game
 Total Defense—1952, 166.7 yards per game
 Passing Defense—1950, 67.5 yards per game
 Punting—1966, 43.4 yards per punt
 Kickoff Returns—1983, 28.8 yards per return
 Sacks Allowed—2007, 4 sacks allowed
 Turnover Margin—1985, 1.909 per game
 Most Improved—1989, (5.5 games over 1988)



Robert Meachem led the SEC with 1,298 receiving yards in 2006.



James Wilhoit led the SEC in scoring with 96 points in 2006.

Individual Game (From 1944)

Rushing

Most attempts—41, Johnnie Jones (Rutgers 1983); Travis Stephens (Arkansas 2001)
 Most net yards—294, Chuck Webb (Mississippi 1989)
 Highest avg. per rush (min. 8 rushes)—18.2, LaMarcus Coker vs. Marshall 2006 (8 for 146 yards)
 Most TDs rushing—4, Bob Lund (Vanderbilt 1945); Harold Payne (Washington & Lee 1951); Hubert Simpson (Notre Dame 1979); Tony Thompson (Vanderbilt 1990); James Stewart (Georgia 1994)
 Most consecutive attempts—*16, William Howard (Mississippi 1986)
 Longest rush from scrimmage—99, Kelsey Finch (Florida 1977)

Passing

Most attempts—65, Peyton Manning (Florida 1996)
 Most completions—37, Peyton Manning (Florida 1996); A.J. Suggs (LSU 2000)
 Most had intercepted—4, Bobby Scott (Auburn 1970); Jeff Francis (Alabama 1987); Peyton Manning (Florida 1996)
 Highest percent comp. (min. 10 atts.)—95.8, Tee Martin (South Carolina 1998; 23 of 24); (min. 20 atts.)—*95.8, Tee Martin (South Carolina 1998; 23 of 24)
 Most consecutive completions—*23, Tee Martin (South Carolina 1998)
 Most yards gained—523, Peyton Manning (Kentucky 1997)
 Most TD passes—7, Erik Ainge (Kentucky 2007)
 Longest pass play—90, Casey Clausen to Mark Jones (Georgia 2003)

Total Offense

Most rushing and passing plays—70, Peyton Manning (Florida 1996)
 Most rushing and passing yards—508, Peyton Manning (Kentucky 1997)
 Highest avg. per play (min. 10 plays)—17.5, George Canale (Chattanooga 1962; 10 rushes, 175 yards)

Receiving

Most passes caught—13, Carl Pickens (Notre Dame 1990); Joey Kent (Arkansas 1995)
 Most yards gained—256, Kelley Washington (LSU 2001)
 Most TD passes caught—3, Jim Powell (Mississippi 1946); Carl Pickens (Kentucky 1990); Billy Williams (Florida 1993); Marcus Nash (Kentucky 1997); Cedrick Wilson (Arkansas 2000); Donte Stallworth (Memphis 2001 and Kentucky 2001); Chris Hannon (Mississippi State 2003)

Punting

Most punts—14, Craig Colquitt (Kentucky 1976)
 Highest avg. (min. 5 punts)—53.0, Jimmy Colquitt (5 punts for 265 yards, Louisiana State 1982 and Auburn 1983)
 Longest punt—100, A. H. Douglas (Clemson 1902); Modern—81, Kent Elmore (Vanderbilt 1988)

Interceptions

Most passes intercepted—3, Bob Lund (North Carolina 1948); J.W. Sherrill (Kentucky 1949); Albert Dorsey (Alabama 1967); Bill Young (Rice 1968); Tim Priest (Alabama 1970); Chris White (UCLA 1985); Preston Warren (Boston College 1988); Deon Grant (Auburn 1999)
 Most yards returned—100, Ray Martin (Louisville 1953)
 Longest pass interception return—100, Ray Martin (Louisville 1953)
 Longest fumble-in-air return—107, J. A. Caldwell (Sewanee 1905)
 Most TDs by interception—1, set by several

Punt Returns

Most punts returned—7, Jerry Smith (Auburn 1964); Bobby Majors (Georgia 1969 and South Carolina 1970); Eddie Brown (Wake Forest 1972); Terry Fair (Vanderbilt 1996 and Auburn 1997); Eric Parker (Vanderbilt 1999 and Syracuse 2001)
 Most yards returned—157, Terry Fair (Auburn 1997; 7 returns)
 Longest punt return—100, Bert Rechichar (Washington & Lee 1950)
 Most TDs by punt return—1, set by several

Kickoff Returns

Most kickoffs returned—7, Willie Gault (Southern California 1981)
 Most yards returned—207, LaMarus Coker (Florida 2007)
 Longest kickoff return—100, Willie Gault (Pittsburgh 1980); Pete Panuska (Maryland 1984); Peerless Price (Alabama 1998); Leonard Scott (Georgia 1999)
 Most TDs by kickoff return—1, set by several

Total Kick Returns

Most total kicks returned—10, Willie Gault (Memphis State 1981)
 Most yards punt and kickoff returns—210, Dale Carter (Kentucky 1990)
 Most TDs by kick returns—1, set by several

Scoring (From 1944)

Points—30, Gene McEver vs. South Carolina 1929 (Modern) 24, Bob Lund vs. Vanderbilt 1945; Harold Payne vs. Washington & Lee 1951; Hubert Simpson vs. Notre Dame 1979; Tony Thompson vs. Vanderbilt 1990; James Stewart vs. Georgia 1994; Jamal Lewis vs. Kentucky 1997
 Points by Kicking—17, Alan Duncan vs. Kentucky 1978 (5-6 FG, 2-2 PAT); Fuad Reveiz vs. Memphis State 1982 (5-5 FG, 2-2 PAT); Alex Walls vs. Wyoming 2002 (4-4 FG, 5-5 PAT)
 Touchdowns—5, Gene McEver vs. South Carolina 1929; (Modern) 4, Bob Lund vs. Vanderbilt 1945; Harold Payne vs. Washington & Lee 1951; Hubert Simpson vs. Notre Dame 1979; Tony Thompson vs. Vanderbilt 1990; James Stewart vs. Georgia 1994; Jamal Lewis vs. Kentucky 1997
 Point-After-Touchdowns Attempted—10, Alex Walls vs. La.-Monroe 2000
 Point-After-Touchdowns Made—10, Alex Walls vs. La.-Monroe 2000
 Percentage PATs Made—100.0, Alex Walls vs. La.-Monroe 2000 (10 of 10)
 Two-Point Conversions Attempted—2, Six times. Most recent: Cedric Houston vs. Kentucky 2004
 Two-Point Conversions Made—2, Kenny Jones vs. Alabama 1982; Thomas Woods vs. Alabama 1987
 Blocked Extra Point Return—1, Floyd Miley vs. Mississippi 1990 (97 yards)
 Field Goals Attempted—6, Alan Duncan vs. Kentucky 1978
 Longest Field Goal Attempted—63, Fuad Reveiz vs. Washington State 1984
 Field Goals Made—5, Alan Duncan vs. Kentucky 1978; Fuad Reveiz vs. Memphis State and Kentucky 1982; Alex Walls vs. Florida 2000
 Longest Field Goal Made—60, Fuad Reveiz vs. Georgia Tech 1982

Individual Season (From 1937)

Rushing

Most attempts—291, Travis Stephens (2001)
 Most net yards—1464, Travis Stephens (2001)
 Highest avg. per rush (min. 65 rushes)—7.9 (881 yards, 111 rushes) Hank Lauricella (1951)
 Most 100-yard plus games—10, Jay Graham (1995)
 Most TDs by rushing—18, Gene McEver (1929)
 Most TDs rushing by Quarterback—11, Heath Shuler (1992)

Passing

Most attempts—519, Erik Ainge (2007)
 Most completions—325, Erik Ainge (2007)
 Most had intercepted—16, Jimmy Streater (1979)
 Highest percent completions (min. 100 atts)—64.9 (85 of 131) Daryl Dickey (1985); (200 atts)—64.6 (184 of 285) Heath Shuler (1993); (300 atts)—67.0 Erik Ainge 2006 (233 of 348); (400 atts)—62.6 Erik Ainge 2007 (325 of 519)
 Lowest interception percentage (min. 100 atts)—0.76 (1 in 131) Daryl Dickey (1985); (min. 200 atts)—1.05 (4 in 380) Peyton Manning (1995); (min. 300 atts)—1.05 (4 in 380) Peyton Manning (1995); (min. 400 atts)—1.93 Erik Ainge 2007 (10 in 519)
 Most yards gained—3819, Peyton Manning (1997)
 Most TD passes thrown—36, Peyton Manning (1997)
 Consecutive games TD pass thrown—12, Heath Shuler (1993)
 Consecutive completions—*24, Tee Martin (1 vs. Alabama, 23 vs. South Carolina 1998)
 Consecutive attempts without interception—143, Casey Clausen (2003)

Total Offense

Most rushing and passing plays—535, Erik Ainge (2007)
 Most rushing and passing yards—3789, Peyton Manning (1997)
 Highest avg. per play (min. 100 plays)—7.6 (1233 yards, 162 plays) Hank Lauricella (1951); (min. 400 plays)—7.48 (3156 yards, 422 plays) Peyton Manning (1996); (min. 500 plays)—7.20 (3789 yards, 526 plays) Peyton Manning (1997)

Receiving

Most passes caught—76, Marcus Nash (1997)
 Most yards gained—1298, Robert Meachem (2006)
 Most TD passes caught—13, Marcus Nash (1997)
 Most consecutive games with TD catch—6, Joey Kent (1995)
 Most passes caught by TE—41, Chris Brown (2007)
 Most yards gained by TE—493, Jason Witten (2002)
 Most TD passes caught by TE—7, Austin Denney (1966)

Punting

Most punts—79, Craig Colquitt (1975)
 Most Yards—3,183, Craig Colquitt (1975)
 Highest avg. per punt (min. 25 punts)—46.9 Jimmy Colquitt (1982) (45 for 2110 yards)

Interceptions

Most passes intercepted—10, Bobby Majors (1970)
 Most yards returned—265 (on 7) Eric Berry (2008)
 Most touchdowns by interception returns—2, Jim Cartwright (1959); Jackie Walker (1970 and 1971); Bud Sherrod (1949); Preston Warren (1988)

Punt Returns

Most punts returned—42, Bobby Majors (1971); Eddie Brown (1972)
 Most yards returned—457, Bobby Majors (1969)
 Highest avg. per return—(min. 1.2 per game) *25.9, (12 for 311 yards) Bill Blackstock (1951)
 Most touchdowns by punt return—2, Eddie Brown (1973); Bobby Majors (1969 and 1971); Stanley Morgan (1975); Terry Fair (1996)

Kickoff Returns

Most kickoffs returned—28, Dennis Rogan (2008), Willie Gault (1981)
 Most yards returned—698, Dennis Rogan (2008)
 Most touchdowns by kickoff return—*3, Willie Gault (1980)

Total Kick Returns

Most punt and kickoff returns—59, Willie Gault (1981)
 Most yards punt and kickoff returns—987, Willie Gault (1981)
 Most touchdowns by kick return—3, Willie Gault (1980)

Scoring (From 1929)

Points—+130, Gene McEver 1929
 Points by Kicking—115, Daniel Lincoln, 2007
 Touchdowns—+21, Gene McEver 1929
 Points-After-Touchdowns Attempted—59, John Becksvoort 1993
 Point-After-Touchdowns Made—59, John Becksvoort 1993
 Percentage PATs Made (Min. 35 atts.)—100.0, John Becksvoort 1993 (59 of 59); Greg Burke 1990 (50 of 50); James Wilhoit 2003 (41 of 41); John Becksvoort 1994 (39 of 39); Alex Walls 2000 and 2001 (both 39 of 39); Greg Burke 1989 (36 of 36); John Becksvoort 1992 (35 of 35)
 Two-Point Conversions Attempted—3, Hal Wantland 1964; Condredge Holloway 1973 and 1974
 Two-Point Conversions Made—2, Bobby Morton 1962; Condredge Holloway 1973; Larry Seivers 1974; Tommy West 1974; Mike Gayles 1975; Kenny Jones 1982; Thomas Woods 1987; Alvin Harper 1987
 Field Goals Attempted—31, Fuad Reveiz 1982
 Field Goals Made—27, Fuad Reveiz 1982
 Field Goals Made (Freshman)—21, Daniel Lincoln, 2007
 Field-Goal Percentage—(Min. 10 atts.) 92.0, John Becksvoort 1993 (12 of 13); (Min. 20 atts.) 90.0, Alex Walls 2000 (18 of 20); (Min. 30 atts.) 87.1, Fuad Reveiz 1982 (27 of 31)
 Field-Goal Percentage (Freshman)—(Min. 5 made) .727, Alex Walls 1999
 Consecutive Field Goals Made—18, Fuad Reveiz 1984

Individual Career (From 1928)

Rushing

Most attempts—556, Travis Henry (1997-2000)
 Most net yards—3078, Travis Henry (1997-2000)
 Highest avg. per rush (min. 250 rushes)—6.67, (2089 yards, 313 rushes) Charlie Garner (1992-93)
 Most 100-yard plus games—15, Travis Henry (1997-2000)
 Most TDs by rushing—37, Gene McEver (1928-31)
 Most TDs rushing by a quarterback—16, Tee Martin (1996-99)

Passing

Most attempts—1381, Peyton Manning (1994-97)
 Most completions—863, Peyton Manning (1994-97)
 Highest percentage of completions (min. 100 atts.)—63.0 (102 of 162) Daryl Dickey (1981-85); (min. 400) 62.5 (863 of 1381) Peyton Manning (1994-97); (min. 500) 62.5 (863 of 1381) Peyton Manning (1994-97); (min. 750) 62.5 (863 of 1381) Peyton Manning (1994-97)
 Most yards gained—11,201, Peyton Manning (1994-97)
 Most TD passes thrown—89, Peyton Manning (1994-97)
 Most consecutive games throwing a TD pass—18, Heath Shuler, Oct. 17, 1992-Jan. 1, 1994 (1991-93)
 Most passes had intercepted—38, Andy Kelly (1988-91)
 Lowest percentage of interceptions—(min. 150 atts.) 1.2 (2 in 162 atts.) Daryl Dickey (1981-85); (min. 400 atts.) 2.34 (12 in 513) Heath Shuler (1991-93); (min. 500 atts.) 2.34 (12 in 513) Heath Shuler (1991-93); (min. 750 atts.) 2.39 (33 in 1381 atts.) Peyton Manning (1994-97)

Total Offense

Most rushing and passing plays—1534, Peyton Manning (1994-97)
 Most rushing and passing yards—11,020, Peyton Manning (1994-97)
 Highest avg. per play (min. 300 plays)—7.18 (11,020 yards, 1534 plays) Peyton Manning (1994-97); (min. 600 plays) 7.18 (11,020 yards, 1534 plays) Peyton Manning (1994-97)

Pass Receiving

Most passes caught—183, Joey Kent (1993-96)
 Most yards gained—2814, Joey Kent (1993-96)
 Most TD passes caught—25, Joey Kent (1993-96)
 Most passes caught by TE—98, Reggie Harper (1977-80)
 Most yards gained by TE—1141, Reggie Harper (1977-80)
 Most TD passes caught by TE—9, Austin Denney (1965-66); Ken DeLong (1967-69)

Punting

Most punts—204, Craig Colquitt (1975-77)
 Most yards—10,216, Dustin Colquitt (2001-04)
 Highest avg. per punt (min. 75 punts)—43.9 (8816 yards, 201 punts) Jimmy Colquitt (1981-84)

Interceptions

Most passes intercepted—18, Tim Priest (1968-70)
 Most yards returned—305, Mike Jones (1967-69); Tim Priest (1968-70)
 Most TDs by interception returns—*5, Jackie Walker (1969-71)

Punt Returns

Most punts returned—117, Bobby Majors (1969-71)
 Most yards returned—1163, Bobby Majors (1969-71)
 Highest average per punt returned (min.50)—14.7 (808 yards, 55 returns) Bert Rechichar (1949-51)
 Most TDs by punt return—4, Bobby Majors (1969-71)

Kickoff Returns

Most kickoff returns—78, Willie Gault (1979-82)
 Most yards kickoff returns—1854, Willie Gault (1979-82)
 Highest average per kickoff return (min. 12 returns)—32.6 (391 yards, 12 returns) George Cafego (1937-39)
 Most TDs by kickoff return—4, Willie Gault (1979-82)

Total Kick Returns

Most punt and kickoff returns—156, Willie Gault (1979-82)
 Most yards punt and kickoff returns—2513, Willie Gault (1979-82)
 Highest average per kick return (min. 60 returns)—16.8 (1274 yards, 76 returns) George Cafego (1937-39)
 Most TDs by kick return—5, Willie Gault (1979-82)

Scoring

Points—371, Jeff Hall 1995-98
 Touchdowns—44, Gene McEver 1928-31
 Consecutive Games with a TD—11, Travis Stephens, Nov. 4, 2000-Nov. 3, 2001 (12 rush, 1 rec)
 Point-After-Touchdowns Attempted—194, Jeff Hall 1995-98
 Point-After-Touchdowns Made—188, Jeff Hall 1995-98
 Point-After-Touchdown Percentage (Min. 100 atts.)—100.0, John Becksvoort 1991-94 (161 of 161)
 Consecutive Point-After-Touchdowns Made—161, John Becksvoort 1991-94
 Two-Point Conversions Attempted—8, Condredge Holloway 1972-74
 Two-Point Conversions Made—3, Bobby Morton 1960-63; Condredge Holloway 1972-74
 Field Goals Attempted—95, Fuad Reveiz 1981-84
 Field Goals Made—71, Fuad Reveiz 1981-84
 Field-Goal Percentage—(Min. 50 made) 77.9, Alex Walls 1999-2002 (53 of 68); (Min. 70 made) 74.7, Fuad Reveiz 1981-84 (71 of 95)

*Modern NCAA record
 +NCAA statistical champion

Team Offense Game (From 1944)

Rushing

Most rushes—75, Kentucky (1980)
 Most net yards—513, Washington & Lee (1951)
 Highest average—10.7, Tennessee Tech (1951, 44 rushes for 469 yards)
 Most touchdowns rushing—8, Washington & Lee (1951)

Passing

Most attempts—65, Florida (1996)
 Most completions—37, Florida (1996); LSU (2000)
 Most had intercepted—5, Duke (1949)
 Highest completion percentage—(min. 20 atts.) *96.0 (24 of 25) South Carolina (1998); (min. 40 atts.)—77.5 (31 of 40) Georgia (1997)
 Most yards gained—545, Kentucky (1997)
 Most touchdown passes—7, Kentucky (2007)
 Most consecutive completions—*23, South Carolina (1998)

Total Offense

Most rushing and passing plays—95, Mississippi State (1991)
 Most rushing and passing yards—695, Kentucky (1997)
 Highest average—10.9, Kentucky (2000) 54 plays for 590 yards

Punting

Most punts—14, Alabama (1944); Georgia (1968); Kentucky (1976)
 Most yardage punting—627, Georgia (1968)
 Highest average per punt (min. 5 punts)—53.0, Vanderbilt (1956), Louisiana State (1982) and Auburn (1983) 5 punts for 265 yards

Punt Returns

Most punts returned—10, Tennessee Tech (1947)
 Most yards returned—192, Chattanooga (1951)

Kickoff Returns

Most kickoffs returned—9, Alabama (1987)
 Most yards returned—216, Alabama (2002) on 7 returns

Scoring (From 1937)

Points—70, La.-Monroe 2000
 Points, Quarter—35, Arkansas 2000
 Points, Half—49, La.-Monroe 2000
 Points by Kicking—17, Kentucky 1978 (5-6 FG, 2-2 PAT); Memphis St 1982 (5-5 FG, 2-2 PAT); Wyoming 2002 (4-4 FG, 5-5 PAT)
 Touchdowns—10, Tennessee Tech 1951; La.-Monroe 2000
 Point-After-Touchdowns Made—10, La.-Monroe 2000
 Two-Point Conversions Made—2, Clemson 1974; Alabama 1982; Alabama 1987; UCLA 1994; LSU 2000
 Field Goals Made—5, Kentucky 1978; Memphis State 1982; Kentucky 1982; Florida 2000

Miscellaneous

First downs by rushing—24, Wofford (1952)
 Most first downs passing—21, Florida (1996); Southern Mississippi (1997)
 Total first downs—35, Georgia (1997)
 Most time of possession—42:11, Kentucky (1980)
 Most penalties against—15, Florida (1999)
 Most yards penalized—155, Mississippi State (1954) on 12 penalties
 Fewest penalties against—0, Mississippi State (1990)
 Fewest yards penalized—0, Mississippi State (1990)
 Most fumbles—8, Alabama and Chattanooga (1949); Santa Barbara (1971); Mississippi (1975); Mississippi (1977); Kentucky (1981); Florida (2002)
 Most fumbles lost—6, Alabama (1963); Santa Barbara (1971)

Team Offense Season (From 1937)

Rushing

Most attempts—593 (1976)
 Most net yards gained—3068 (1951)
 Highest average per rush—5.9 (1993)
 Most TDs by rushing—40 (1951)
 Highest average per game—306.8 (1951)

Passing

Most attempts—534 (2007)
 Most completions—333 (2007)
 Most consecutive completions—*24 (1998)
 Highest percent comp.—65.0 (208 of 320) (1993)
 Most yards gained—3981 (1997)
 Most TDs by passing—37 (1997)
 Highest avg. per game—331.8 (1997)

Total Offense

Most rushing and passing plays—993 (2007)
 Most rushing and passing yards—5794 (1997)
 Highest avg. per play—6.9 (1993)
 Highest avg. per game—482.8 (1997)

Punting

Most punts—139 (1937)
 Most punts per game—*13.9 (1937) (139 in 10 games)
 Highest avg. per punt—45.1 (1982)

Interceptions

Interceptions—36 (1970)
 Fewest interceptions—6 (1957)

Kickoff Returns

Most kickoff returns—60 (2007)
 Most yards returned—1,462 (2007)

Punt Returns

Most punts returned—68 (1939)(1940)
 Most yards returned—974 (1940)

Scoring (From 1937)

Most points scored—471 (1993)
 Highest avg. points per game—42.8 (1993) (471 pts in 11 games)
 Most touchdowns scored—62 (1993)
 Most field goals scored—27 (1982)
 Most points after scored (kick)—59 (1993)
 Most points after attempted (2 points)—8 (1974)
 Most points after scored (2 points)—5 (1974)
 Most consecutive PATs (kick)—168 (Auburn 1991-Florida 1995)

Miscellaneous

Most first downs by rushing—150 (1987)
 Most first downs by passing—177 (1997)
 Most total first downs—300 (1997)
 Most penalties against—95 (2002)
 Most yards penalized—884 (2003)
 Most fumbles—50 (1977)
 Most fumbles lost—31 (1971)
 Fewest fumbles—13 (1990)
 Fewest fumbles lost—3 (1990)

*Modern NCAA record +NCAA statistical champion



Team Defense Game (From 1946)

Rushing

Fewest rushes allowed—14, Georgia (1994)

Fewest net yards allowed—Minus 15 yards, Auburn (1997); Minus 13 yards, Florida (1998), Minus 9 yards, Wofford (1952); Minus 8 yards, The Citadel (1983); Minus 6 yards, Tennessee Tech (1947); Minus 1 yard, Memphis State (1992)

Lowest average allowed—Minus .71, Auburn (1997) 21 rushes for minus 15 yards, Minus 0.43 yards, Florida (1998) 30 rushes for minus 13 yards; Minus 0.38 yards, Wofford (1952) 24 rushes for minus 9 yards; Minus 0.29 yards, The Citadel (1983) 27 rushes for minus 8 yards; Minus 0.27, Auburn (1997) 55 rushes for minus 15 yards; Minus 0.24 yards, Tennessee Tech (1947) 25 rushes for minus 6 yards; Minus 0.04 yards, Memphis State (1992) 28 rushes for minus 1 yard; Minus 0.03 yards, Vanderbilt (1996) 30 rushes for minus 1 yard

Pass Defense

Fewest attempts allowed—*0, Georgia Tech (1977)

Fewest completions allowed—0, Mississippi State (1950) 1 att.; Vanderbilt (1952) 6 atts.; Georgia Tech (1977) 0 atts.

Lowest percent completions against (min. 10 atts.)—15.4, Chattanooga (1947) 2 of 13

Fewest yards allowed—Minus 3 yards, Kentucky (1946) on 1 completion

Total Defense

Fewest rushing and passing plays allowed—33, Vanderbilt (1946)

Fewest rushing and passing yards allowed—13, Vanderbilt (1952)

Lowest average per play allowed—0.3 yards, Vanderbilt (1952) 43 plays for 13 yards

Interceptions

Most passes intercepted—8, Alabama (1970)

Most yards returned—214, South Carolina (1971) on 5 interceptions

Most touchdowns by interception returns—2, Hawaii (1972); Florida (1970); Penn State (1971); South Carolina (1971)

Punting

Most times opp. forced to punt—15, Duke (1946)

Lowest average per opp. punt (min. 5 punts)—24.8, Chattanooga (1946) 8 punts for 198 yards

Most punts blocked—2, Kentucky (1986); La.-Monroe (2000)

Miscellaneous

Fewest first downs allowed—2, Vanderbilt and Kentucky (1946); Wofford (1952)

Most fumbles by opp.—9, Kentucky (1950); Mississippi State (1955)

Most fumbles recovered—8, Kentucky (1950)

Most field goals blocked—2, Notre Dame (1991)

Most sacks—13, Wyoming (1999)

Team Defense Season (From 1937)

Rushing

Fewest rushes allowed—231 in 7 games (1945); 338 in 11 games (2000)

Fewest net yards allowed—385 (1945)

Fewest TDs by rushing against—0 (1939)

Lowest average per rush allowed—1.7 (1945)

Lowest average per game allowed—55.0 (1945)

Pass Defense

Fewest attempts against—109 (1937)

Fewest completions allowed—44 (1937)

Lowest percent completed against—37.9 (1952)

Fewest yards passing allowed—392 (1939)

Fewest TDs by passing against—0 (1939)

Lowest average per game allowed—39.2 (1939)

Most quarterback sacks—50 (2000)

Most passes broken up—72 (2001)

Most quarterback pressures—108 (1998)

Total Defense

Fewest rushing and passing plays allowed—368 (1945)

Fewest rushing and passing yards allowed—1023 (1939)

Lowest average per play allowed—2.2 (1939)

Lowest average per game allowed—102.3 (1939)

Most tackles for loss (sacks not included)—83 (1996)

Punting

Most times opp. forced to punt—123 (1940)

Lowest average per opp. punt—32.9 (1940)(1961)

Most punts opp. had blocked—6 (1940)(1949)

Interceptions

Most passes intercepted—36 (1970)

Most yards returned—*782 (1971)

Highest average per interception return—*31.3 (1971) 25 for 782

Most touchdowns by interception returns—*7 (1971)

Punt Returns

Lowest average yards per punt ret. by opp.—3.71 (1979)

Kickoff Returns

Lowest average yards per kickoff ret. by opp.—13.6 (1950)

Scoring (From 1937)

Fewest points permitted—*0 (1939)

Fewest rushing and passing touchdowns permitted—*0 (1939)

Most consecutive shutouts—*17 (1938-40)

Most consecutive quarters opponents held scoreless—*71, (2nd quarter Louisiana State 1938 through 2nd quarter Alabama 1940)

Most points permitted—286 (1988)

Miscellaneous

Fewest total first downs allowed—55, in 7 games (1945)

Fewest total first downs per game allowed—6.0 (60 in 1939)

Most times opp. penalized—92 (2004)

Most yards opp. penalized—759 (1988)

Most fumbles by opp.—48 (1940)(1953)

Most fumbles lost by opp.—28 (1950)

Most fumbles caused—29 (1979)

Most opponents turnovers—*57 (1970) (36 int, 21 fumbles)

Turnover margin—+1.916 per game (1990) (+23 in 12 games)

*Modern NCAA record

+NCAA statistical champion

Quick Reference Records

Individual Game

Plays (Rushing and Passing)—70, Peyton Manning vs. Florida 1996

Yards (Rushing and Passing)—508, Peyton Manning vs. Kentucky 1997

Yards per Play (Min. 10 plays)—17.5, George Canale vs. Chattanooga 1962 (10 rushes for 175 yards)

Individual Season

Plays (Rushing and Passing)—535, Erik Ainge 2007

Yards (Rushing and Passing)—3,789, Peyton Manning 1997

Yards per Play (Min. 100 plays)—7.6, Hank Lauricella 1951 (162 for 1,233 yards); (Min. 400 plays)—7.48, Peyton Manning 1996 (422 for 3,156 yards); (Min. 500 plays)—7.20, Peyton Manning 1997 (526 for 3,789 yards)

Individual Career

Plays (Rushing and Passing)—1,534, Peyton Manning 1994-97

Yards (Rushing and Passing)—11,020, Peyton Manning 1994-97

Yards per Play—(Min. 300 plays) 7.18, Peyton Manning 1994-97 (1,534 for 11,020 yards); (Min. 600 plays) 7.18, Peyton Manning 1994-97 (1,534 for 11,020 yards)

Game Total Plays

Plays	Name	Opponent	Year
70	Peyton Manning	Florida	1996
67	Casey Clausen	Clemson*	2004
66	Andy Kelly	Notre Dame	1990
66	A.J. Suggs	Louisiana State	2000
65	Andy Kelly	Florida	1991
62	Bubba Wyche	Auburn	1968
59	Andy Kelly	Colorado	1990
56	Peyton Manning	Florida	1997
55	Peyton Manning	So. Mississippi	1997
55	Peyton Manning	UCLA	1997
55	Casey Clausen	Florida	2002
54	Casey Clausen	Auburn	2003
54	Andy Kelly	Miss. St.	1991
53	Alan Cockrell	Iowa*	1982
53	Steve Alatorre	Wisconsin*	1981
51	Tee Martin	Florida	1999
51	Tee Martin	Arkansas	1999
50	Bubba Wyche	Georgia	1968
50	Tony Robinson	Florida	1984

Game Total Yards

Yds.	Name	Opponent	Year
508	Peyton Manning	Kentucky	1997
475	Peyton Manning	Florida	1996
417	Tony Robinson	UCLA	1985
416	Peyton Manning	Northwestern*	1996
409	Peyton Manning	So. Mississippi	1997
407	Andy Kelly	Notre Dame	1990
389	Tony Robinson	Florida	1984
386	Casey Clausen	Clemson*	2004
386	Andy Kelly	Florida	1991
383	Andy Kelly	Auburn	1991
379	Casey Clausen	Michigan*	2001
376	Erik Ainge	Kentucky	2007
375	Peyton Manning	Auburn	1997
375	Bobby Scott	Florida	1970
373	Peyton Manning	Arkansas	1995
360	Peyton Manning	Georgia	1996
359	Heath Shuler	South Carolina	1992
356	Jeff Francis	Alabama	1987
354	Rick Clausen	Kentucky	2004
353	Peyton Manning	South Carolina	1996
353	Steve Alatorre	Vanderbilt	1981

*Bowl game

3,000-Yard Seasons

Year	Name (Class)	Plays-Yds.
1997	Peyton Manning (Sr.)	526--3,789
2007	Erik Ainge (Sr.)	535--3,490
1996	Peyton Manning (Jr.)	322--3,156

2,000-Yard Seasons

Year	Name (Class)	Plays--Yds.
1995	Peyton Manning (So.)	421--2,960
2001	Casey Clausen (So.)	418--2,933
2003	Casey Clausen (Sr.)	476--2,923
2006	Erik Ainge (Jr.)	374--2,887
1991	Andy Kelly (Sr.)	418--2,819
1999	Tee Martin (Sr.)	386--2,634
1998	Tee Martin (Jr.)	370--2,451
1993	Heath Shuler (Jr.)	331--2,426
2002	Casey Clausen (Jr.)	371--2,290
1988	Jeff Francis (Sr.)	411--2,289
1990	Andy Kelly (Jr.)	342--2,259
1984	Tony Robinson (Jr.)	331--2,089
1978	Jimmy Streater (Jr.)	344--2,011

1,500-Yard Seasons

Year	Name (Class)	Plays--Yds.
1992	Heath Shuler (So.)	329--1,998
1982	Alan Cockrell (So.)	347--1,963
1986	Jeff Francis (So.)	271--1,855
1970	Bobby Scott (Sr.)	303--1,786
1966	Dewey Warren (Jr.)	299--1,757
1983	Alan Cockrell (Jr.)	285--1,661
1979	Jimmy Streater (Sr.)	243--1,633
1987	Jeff Francis (Jr.)	244--1,582
1973	Cond. Holloway (Jr.)	282--1,582
1975	Randy Wallace (Jr.)	277--1,529
1968	Bubba Wyche (Sr.)	341--1,502

1,000-Yard Seasons

Year	Name (Class)	Plays--Yds.
1969	Bobby Scott (Jr.)	281--1,475
2001	Travis Stephens (Sr.)	291--1,464
1995	Jay Graham (Jr.)	272--1,438
2000	Casey Clausen (Fr.)	234--1,431
2004	Erik Ainge (Fr.)	225--1,423
1974	Cond. Holloway (Jr.)	233--1,413
2005	Rick Clausen (Sr.)	234--1,411
1987	Reggie Cobb (Fr.)	250--1,395
1997	Jamal Lewis (Fr.)	233--1,374
1981	Steve Alatorre (Sr.)	237--1,330
1990	Tony Thompson (Sr.)	224--1,327
1985	Tony Robinson (Sr.)	187--1,321
2000	Travis Henry (Sr.)	253--1,314
1976	Randy Wallace (Sr.)	244--1,295
1984	Johnnie Jones (Sr.)	229--1,290
1989	Andy Kelly (So.)	188--1,266
1989	Chuck Webb (Fr.)	209--1,236
1951	Hank Lauricella (Sr.)	162--1,233
2007	Arian Foster (Jr.)	245--1,193
1985	Daryl Dickey (Sr.)	160--1,165
1993	Charlie Garner (Sr.)	159--1,161
1963	Mallon Faircloth (Sr.)	212--1,161
1977	Jimmy Streater (So.)	241--1,139
1955	Johnny Majors (Jr.)	248--1,133
1953	Jimmy Wade (Sr.)	221--1,126
1983	Johnnie Jones (Jr.)	191--1,116
1994	Peyton Manning (Fr.)	165--1,115
2004	Gerald Riggs Jr. (Jr.)	193--1,107
1956	Johnny Majors (Sr.)	167--1,101
1972	Cond. Holloway (Jr.)	243--1,073
1967	Dewey Warren (Sr.)	177--1,053
1994	James Stewart (Sr.)	171--1,042
2004	Cedric Houston (Sr.)	181--1,005

Wins by Starting Quarterbacks (Sorted by Total Wins)

Name (Years)	Home	Neutral	Road	Overall	Pct.
Peyton Manning (1994-97)	22-2-0	4-1-0	13-3-0	39-6-0	.867
Casey Clausen (2000-03)	18-5-0	2-4-0	14-1-0	34-10-0	.773
Erik Ainge (2004-07)	15-4-0	1-2-0	11-4-0	27-10-0	.730
Andy Kelly (1988-91)	14-2-0	2-1-1	8-2-1	24-5-2	.790
Cond. Holloway (1972-74)	13-3-1	4-1-0	6-5-1	23-9-2	.705
Tee Martin (1996-99)	13-0-0	2-1-0	7-2-0	22-3-0	.880
Bobby Scott (1968-70)	11-0-0	2-1-0	7-2-0	20-3-0	.869
Jeff Francis (1985-88)	10-7-1	3-0-0	7-5-0	20-12-1	.621
Heath Shuler (1991-93)	11-2-0	1-1-0	7-2-0	19-5-0	.792
Dewey Warren (1965-67)	9-2-0	4-1-0	6-3-0	19-6-0	.760
Alan Cockrell (1981-83)	11-4-0	2-1-0	4-3-1	17-8-1	.673
Jimmy Streater (1977-79)	11-5-1	0-1-0	2-7-0	13-12-2	.646
Randy Wallace (1974-76)	8-6-0	0-0-0	4-4-0	12-10-0	.545
Tony Robinson (1983-85)	6-2-1	0-1-0	4-2-0	10-5-1	.656
Bubba Wyche (1967-68)	6-0-1	0-1-0	4-1-0	10-2-1	.807

Note: Quarterback not listed as position prior to 1964.



Career Yards

1. Peyton Manning, QB (1994-97), New Orleans, La.

	Plays	Rush	Pass	Total
1994	165	-26	1,141	1,115
1995	421	6	2,954	2,960
1996	422	-131	3,287	3,156
<u>1997</u>	<u>526</u>	<u>-30</u>	<u>3,819</u>	<u>3,789</u>
TOTALS	1,534	-181	11,201	11,020

2. Casey Clausen, QB (2000-03), Northridge, Calif.

	Plays	Rush	Pass	Total
2000	234	-42	1,473	1,431
2001	418	-36	2,969	2,933
2002	371	-7	2,297	2,290
<u>2003</u>	<u>476</u>	<u>-45</u>	<u>2,968</u>	<u>2,923</u>
TOTALS	1,499	-130	9,707	9,577

3. Erik Ainge, QB (2004-07), Hillsboro, Ore.

	Plays	Rush	Pass	Total
2004	214	-29	1,452	1,423
2005	169	-64	737	673
2006	374	-102	2,989	2,887
<u>2007</u>	<u>535</u>	<u>-32</u>	<u>3,522</u>	<u>3,490</u>
TOTALS	1,292	-227	8,700	8,473

4. Andy Kelly, QB (1988-91), Dayton

	Plays	Rush	Pass	Total
1988	34	-15	98	83
1989	188	-33	1,299	1,266
1990	342	18	2,241	2,259
<u>1991</u>	<u>418</u>	<u>60</u>	<u>2,759</u>	<u>2,819</u>
TOTALS	982	30	6,397	6,427

5. Jeff Francis, QB (1985-88), Mt. Prospect, Ill.

	Plays	Rush	Pass	Total
1985	30	2	172	174
1986	271	-91	1,946	1,855
1987	244	70	1,512	1,582
<u>1988</u>	<u>411</u>	<u>52</u>	<u>2,237</u>	<u>2,289</u>
TOTALS	956	33	5,867	5,900

Others

	Plays	Rush	Pass	Total
6. Tee Martin, 1996-99	792	614	4,592	5,206
7. Jimmy Streater, 1976-79	836	1,374	3,433	4,807
8. Heath Shuler, 1991-93	671	383	4,089	4,472
9. Condredge Holloway, 1972-74	758	966	3,102	4,068
10. Alan Cockrell, 1981-83	684	-16	3,823	3,807
11. Bobby Scott, 1968-70	671	209	3,371	3,580
12. Tony Robinson, 1982-85	545	195	3,332	3,527
13. Dewey Warren, 1965-67	602	162	3,357	3,519
14. Randy Wallace, 1974-76	598	572	2,536	3,108
15. Travis Henry, 1997-2000	557	3,078	—	3,078
16. James Stewart, 1991-94	532	2,890	14	2,904
17. Johnnie Jones, 1981-84	517	2,852	—	2,852
18. Johnny Majors, 1954-56	535	1,622	1,135	2,757
19. Mallon Faircloth, 1961-63	576	1,503	1,230	2,733
20. Jamal Lewis, 1997-99	487	2,677	—	2,677

Year-By-Year Leaders

Year	Name	Rushing	Passing	Total Yardage	Per Game
1950	Hank Lauricella	575	364	939	--
1951	Hank Lauricella	881	352	1,233	--
1952	Andy Kozar	660	—	660	--
1953	Jimmy Wade	675	451	1,126	--
1954	Tom Tracy	794	—	794	--
1955	Johnny Majors	657	476	1,133	--
1956	Johnny Majors	549	552	1,101	--
1957	Bobby Gordon	526	260	786	--
1958	Bill Majors	294	215	509	--
1959	Gene Etter	196	298	494	--
1960	Glenn Glass	478	167	645	--
1961	Mallon Faircloth	475	460	935	--
1962	Mallon Faircloth	376	261	637	--
1963	Mallon Faircloth	652	509	1,161	--
1964	Art Galiffa	20	338	358	--
1965	Dewey Warren	121	588	709	--
1966	Dewey Warren	41	1,716	1,757	--
1967	Dewey Warren	—	1,053	1,053	--
1968	Bubba Wyche	-37	1,539	1,502	--
1969	Bobby Scott	123	1,352	1,475	--
1970	Bobby Scott	89	1,697	1,786	162.4
1971	Curt Watson	766	—	766	76.6
1972	Condredge Holloway	266	807	1,073	107.3
1973	Condredge Holloway	433	1,149	1,582	143.8
1974	Condredge Holloway	267	1,146	1,413	128.4
1975	Randy Wallace	211	1,318	1,529	127.4
1976	Randy Wallace	249	1,046	1,295	117.7
1977	Jimmy Streater	397	742	1,139	113.9
1978	Jimmy Streater	593	1,418	2,011	182.8
1979	Jimmy Streater	377	1,256	1,633	181.4
1980	Steve Alatorre	216	747	963	96.3
1981	Steve Alatorre	159	1,171	1,330	133.0
1982	Alan Cockrell	-58	2,021	1,963	178.5
1983	Alan Cockrell	-22	1,683	1,661	151.0
1984	Tony Robinson	126	1,963	2,089	208.9
1985	Tony Robinson	75	1,246	1,321	264.2
1986	Jeff Francis	-91	1,946	1,855	168.6
1987	Jeff Francis	70	1,512	1,582	175.8
1988	Jeff Francis	52	2,237	2,289	208.1
1989	Andy Kelly	-33	1,299	1,266	126.6
1990	Andy Kelly	18	2,241	2,259	188.3
1991	Andy Kelly	60	2,759	2,819	256.3
1992	Heath Shuler	286	1,712	1,998	181.6
1993	Heath Shuler	73	2,353	2,427	220.6
1994	Peyton Manning	-26	1,141	1,115	111.5
1995	Peyton Manning	6	2,954	2,960	269.0
1996	Peyton Manning	-131	3,287	3,156	286.9
1997	Peyton Manning	-30	3,819	3,789	315.8
1998	Tee Martin	287	2,164	2,451	204.3
1999	Tee Martin	317	2,317	2,634	239.5
2000	Casey Clausen	-42	1,473	1,431	159.0
2001	Casey Clausen	-36	2,969	2,933	244.4
2002	Casey Clausen	-7	2,297	2,290	208.2
2003	Casey Clausen	-45	2,968	2,923	224.8
2004	Erik Ainge	-29	1,452	1,423	158.1
2005	Rick Clausen	-30	1,441	1,411	156.8
2006	Erik Ainge	-102	2,989	2,887	240.6
2007	Erik Ainge	-32	3,522	3,490	249.3
2008	Jonathan Crompton	27	889	916	114.5

*NCAA began compiling per-game averages in 1970.

Quick Reference Records

Individual Game

Attempts—65, Peyton Manning vs. Florida 1996
 Completions—37, Peyton Manning vs. Florida 1996; A.J. Suggs vs. LSU 2000
 Interceptions—4, Bobby Scott vs. Auburn 1970; Jeff Francis vs. Alabama 1987; Peyton Manning vs. Florida 1996; Erik Ainge vs. Auburn 2004
 Completion Percentage (Min. 10 atts.)—95.8, Tee Martin vs. South Carolina 1998 (23 of 24)
 Consecutive Completions—*23, Tee Martin vs. South Carolina 1998
 Yards—523, Peyton Manning vs. Kentucky 1997
 Touchdown Passes—7, Erik Ainge vs. Kentucky 2007
 Longest Gain—90, Casey Clausen to Mark Jones vs. Georgia 2003

Individual Season

Attempts—519, Erik Ainge 2007
 Completions—325, Erik Ainge 2007
 Interceptions—16, Jimmy Streater 1979
 Completion Percentage (Min. 100 atts.)—64.9, Daryl Dickey 1985 (85 of 131); (Min. 200 atts.)—64.6, Heath Shuler 1993 (184 of 285); (Min. 300 atts.)—67.0, Erik Ainge 2006 (233 of 348); (Min. 400 atts.)—62.6, Erik Ainge 2007 (325 of 519)
 Lowest Interception Percentage (Min. 100 atts.)—0.76, Daryl Dickey 1985 (1 in 131); (Min. 200 atts.)—1.05, Peyton Manning 1995 (4 in 380); (Min. 300 atts.)—1.05, Peyton Manning 1995 (4 in 380); (Min. 400 atts.)—1.93, Erik Ainge 2007 (10 in 519)
 Yards—3,819, Peyton Manning 1997
 Touchdown Passes—36, Peyton Manning 1997
 Consecutive Games Throwing TD Pass—12, Heath Shuler 1993
 Consecutive Completions—*24, Tee Martin 1998 (1 vs. Alabama, 23 vs. South Carolina)
 Consecutive Attempts Without Interception—143, Casey Clausen 2003

Individual Career

Attempts—1,381, Peyton Manning 1994-97
 Completions—863, Peyton Manning 1994-97
 Completion Percentage—(Min. 100 atts.) 63.0, Daryl Dickey 1981-85 (102 of 162); (Min. 400 atts.) 62.5, Peyton Manning 1994-97 (863 of 1,381); (Min. 500 atts.) 62.5, Peyton Manning 1994-97 (863 of 1,381); (Min. 750 atts.) 62.5, Peyton Manning 1994-97 (863 of 1,381)
 Yards—11,201, Peyton Manning 1994-97
 Touchdown Passes—89, Peyton Manning 1994-97
 Consecutive Games Throwing TD Pass—18, Heath Shuler, Oct. 17, 1992-Jan. 1, 1994
 Interceptions—38, Andy Kelly 1988-91
 Lowest Interception Percentage—(Min. 150 atts.) 1.23, Daryl Dickey 1981-85 (2 in 162); (Min. 400 atts.) 2.34, Heath Shuler 1991-93 (12 in 513); (Min. 500 atts.) 2.34, Heath Shuler 1991-93 (12 in 513); (Min. 750 atts.) 2.39, Peyton Manning 1994-97 (33 in 1,381)

Consecutive Games Throwing TD Pass

Gm.	Name	Dates
18	Heath Shuler	Oct. 17, 1992-Jan. 1, 1994
13	Tony Robinson	Sept. 29, 1984-Oct. 12, 1985
12	Casey Clausen	Nov. 3, 2001-Oct. 5, 2002
11	Peyton Manning	Jan. 1-Nov. 23, 1996
11	Erik Ainge	Sept. 5, 2004-Sept. 17, 2005
10	Andy Kelly	Nov. 10, 1990-Oct. 12, 1991

Game Attempts

Name vs. Opp., Year	Attempts
Peyton Manning vs. Florida, 1996	65
Andy Kelly vs. Notre Dame, 1990	60
A.J. Suggs vs. LSU, 2000 (ot)	59
Andy Kelly vs. Florida, 1991	56
Casey Clausen vs. Clemson, 2004*	55
Andy Kelly vs. Colorado, 1990	55
P. Manning vs. Southern Miss., 1997	53
Peyton Manning vs. Florida, 1997	51
Peyton Manning vs. UCLA, 1997	49
Erik Ainge vs. California, 2007	47
Casey Clausen vs. Auburn, 2003	47
Erik Ainge vs. Alabama, 2006	46
Peyton Manning vs. Arkansas, 1995	46
Erik Ainge vs. Kentucky, 2007	45
Bubba Wyche vs. Auburn, 1968	45

Game Completions

Name vs. Opp., Year	Completions
Peyton Manning vs. Florida, 1996	37
A.J. Suggs vs. LSU, 2000 (ot)	37
Peyton Manning vs. Arkansas, 1995	35
P. Manning vs. Southern Miss., 1997	35
Andy Kelly vs. Notre Dame, 1990	35
Andy Kelly vs. Colorado, 1990	33
Andy Kelly vs. Florida, 1991	33
Erik Ainge vs. California, 2007	32
Casey Clausen vs. Clemson, 2004*	31
Peyton Manning vs. Georgia, 1997	31
Peyton Manning vs. Georgia, 1996	31
Casey Clausen vs. Florida, 2002	30
Casey Clausen vs. Auburn, 2003	30

Game Yards (360 or more)

Name vs. Opp., Year	Yards
Peyton Manning vs. Kentucky, 1997	523
Peyton Manning vs. Florida, 1996	492
Peyton Manning vs. Northwestern, 1997*	408
Peyton Manning vs. Southern Mississippi, 1997	399
Andy Kelly vs. Notre Dame, 1990	399
Erik Ainge vs. Kentucky, 2007	397
Casey Clausen vs. Michigan, 2001*	393
Andy Kelly vs. Florida, 1991	392
Tony Robinson vs. UCLA, 1985	387
Bobby Scott vs. Florida, 1970	385
Casey Clausen vs. Clemson, 2004*	384
Peyton Manning vs. Arkansas, 1995	384
Peyton Manning vs. Auburn, 1997	373
Peyton Manning vs. Georgia, 1996	371
Tony Robinson vs. Florida, 1984	371
Andy Kelly vs. Colorado, 1990	368
Peyton Manning vs. South Carolina, 1996	362
Casey Clausen vs. Kentucky, 2000	362

* Bowl game

Season Attempts

Name, Year	Attempts
Erik Ainge, 2007	519
Peyton Manning, 1997	477
Casey Clausen, 2003	412
Peyton Manning, 1996	380
Peyton Manning, 1995	380
Andy Kelly, 1991	361
Casey Clausen, 2001	354
Erik Ainge, 2006	348
Jeff Francis, 1988	314
Casey Clausen, 2002	310
Tee Martin, 1999	305

Season Completions

Name, Year	Completions
Erik Ainge, 2007	325
Peyton Manning, 1997	287
Peyton Manning, 1995	244
Peyton Manning, 1996	243
Erik Ainge, 2006	233
Casey Clausen, 2003	233
Andy Kelly, 1991	228
Casey Clausen, 2001	227
Casey Clausen, 2002	194
Jeff Francis, 1988	191

Season Yards

Name, Year	Yards
Peyton Manning, 1997	3,819
Erik Ainge, 2007	3,522
Peyton Manning, 1996	3,287
Erik Ainge, 2006	2,989
Casey Clausen, 2001	2,969
Casey Clausen, 2003	2,968
Peyton Manning, 1995	2,954
Andy Kelly, 1991	2,759
Heath Shuler, 1993	2,353
Tee Martin, 1999	2,317

Consecutive Attempts Without an Interception

Att.	Name	Year
143	Casey Clausen	2003
136	Erik Ainge	2006
132	Peyton Manning	1995
118	Erik Ainge	2007
106	Daryl Dickey	1985
106	Nick Stephens	2008

Consecutive Completions

Comp.	Name, Game	Date
24	Tee Martin vs. Alabama/at S. Car.	10/24-31/98
15	Erik Ainge vs. Air Force	9/9/06
13	Jeff Francis vs. Indiana (Peach)	1/2/88
13	Casey Clausen vs. Kentucky	11/18/00
12	Peyton Manning vs. Kentucky	11/22/97
11	Heath Shuler vs. Louisville	11/16/93

Longest Plays

Yds.	Players (QB to Receiver)	Opp./Year
90	Casey Clausen to Mark Jones	Georgia 2003
87	Andy Kelly to Carl Pickens	Auburn 1991
85	Alan Cockrell to Clyde Duncan	Vanderbilt 1983
85	J. Streater to Anthony Hancock	Vanderbilt 1979
84	Erik Ainge to Robert Meachem	Memphis 2006
84	Andy Kelly to Anthony Morgan	Arkansas 1990
82	Andy Kelly to Alvin Harper	Auburn 1990
82	Bobby Scott to Lester McClain	Memphis St. 1969
*81	Cond. Holloway to Tommy West	Vanderbilt 1974
80	Erik Ainge to Robert Meachem	California 2006
80	C. Clausen to Donte Stallworth	Vanderbilt 2001
80	Peyton Manning to Peerless Price	Kentucky 1996
80	Peyton Manning to Joey Kent	Alabama 1995
80	Steve Alatorre to Willie Gault	Vanderbilt 1981
80	Alan Cockrell to Lenny Taylor	Alabama 1983
80	Alan Cockrell to Clyde Duncan	Alabama 1983

* Non-scoring play

Quick Reference Records

Individual Game

Attempts—41, Johnnie Jones vs. Rutgers 1983; Travis Stephens vs. Arkansas 2001

Yards—294, Chuck Webb vs. Mississippi 1989

Yards per Attempt (Min. 8 atts.)—18.2, LaMarcus Coker vs. Marshall 2006 (8 for 146 yards)

Touchdowns—4, Bob Lund vs. Vanderbilt 1945; Harold Payne vs. Washington & Lee 1951; Hubert Simpson vs. Notre Dame 1979; Tony Thompson vs. Vanderbilt 1990; James Stewart vs. Georgia 1994

Consecutive Attempts—*16, William Howard vs. Mississippi 1986

Longest Gain—99, Kelsey Finch vs. Florida 1977

Individual Season

Attempts—291, Travis Stephens 2001

Yards—1464, Travis Stephens 2001

Yards per Attempt (Min. 65 atts.)—7.9, Hank Lauricella 1951 (111 for 881 yards)

100-Yard Games—10, Jay Graham 1995

Touchdowns—18, Gene McEver 1929

Consecutive Games with Rushing TD—7, three times, most recent: Arian Foster 2007 (10 TDs)

Touchdowns by Quarterback—11, Heath Shuler 1992

Individual Career

Attempts—650, Arian Foster 2005-2008

Yards—3,078, Travis Henry 1997-2000

Yards per Attempt (Min. 250 atts.)—6.67, Charlie Garner 1992-93 (313 for 2,089 yards)

100-Yard Games—15, Travis Henry 1997-2000

Touchdowns—37, Gene McEver 1928-31

Consecutive Games with Rushing TD—8, Jimmy Wade, Oct. 24, 1953-Sept. 25, 1954 (11 TDs)

Touchdowns by Quarterback—16, Tee Martin 1996-99

100-Yard Game Statistics

Career: Most 100-yard games: 15, Henry 1997-2000; 14, Graham 1993-96; 13, Lewis 1997-99; 13, Jones 1981-84; 10, Cobb 1987-89, Stewart 1991-94

Season: Most 100-yard games: 11, Graham 1995; 7, Stephens 2001 and Lewis 1997

Consecutive 100-yard Games: 9, Graham 1995, 6, Jones 1984, 5, Foster 2005, 5, Webb 1989.

Multiple 100-yard Rushers

3 rushers (1) — Vanderbilt, 1991 (Stewart 145, Hayden 115, Phillips 107).

2 rushers (13) — Louisiana-Lafayette, 2007 (Creer 109, Foster 100) Louisiana Tech, 2004 (Houston 161, Riggs 118), Vanderbilt, 1994 (Stewart 121, Graham 121), Georgia, 1994 (Stewart 211, Hayden 113), South Carolina, 1993 (Stewart 114, Garner 105), Louisville, 1991 (Hayden 109, Stewart 101), Colorado State, 1975 (Wallace 128, Gayles 105), Georgia Tech, 1973 (Careathers 125, Rudder 105), Auburn, 1970 (Watson 142, McLeary 119), Georgia, 1969 (Watson 197, McLeary 100), Tennessee Tech, Alabama, 1952 (Wade 153, Kozar 124), 1951 (Lauricella 109, Byrd 104), Mississippi, 1951 (Kozar 127, Ernsberger 102)

Game Attempts

Att	Name	Opponent	Year
41	Travis Stephens	Arkansas	2001
41	Johnnie Jones	Rutgers	1983
40	Arian Foster	Vanderbilt	2005
39	Jay Graham	Vanderbilt	1995
38	James Stewart	Mississippi	1991
37	Travis Henry	Florida	2000
36	Jamal Lewis	Vanderbilt	1997
35	Chuck Webb	Mississippi	1989
35	Hubert Simpson	Kentucky	1979
34	Travis Stephens	LSU	2001
34	William Howard	Mississippi State	1986
33	Travis Stephens	Alabama	2001
33	Tony Thompson	Vanderbilt	1989
33	Bill Majors	Vanderbilt	1958
33	Travis Henry	Vanderbilt	2000
32	Cedric Houston	Mississippi State	2002
32	Travis Henry	Arkansas	1998
32	Bobby Gordon	Texas A&M*	1957
31	Jamal Lewis	Auburn	1997
31	Jay Graham	Arkansas	1995
31	Tony Thompson	Vanderbilt	1990
31	Johnnie Jones	Kentucky	1983
31	Haskel Stanback	Alabama	1972
31	Tony Thompson	Vanderbilt	1990

Game Yards

Yards	Name	Opponent	Year
294	Chuck Webb	Mississippi	1989
250	Chuck Webb	Arkansas*	1990
248	Tony Thompson	Mississippi State	1990
248	Johnnie Jones	Vanderbilt	1983
236	Tony Thompson	Vanderbilt	1990
234	Johnnie Jones	Rutgers	1983
232	Jamal Lewis	Georgia	1997
226	Travis Stephens	Florida	2001
225	Reggie Cobb	Auburn	1989
223	Arian Foster	Vanderbilt	2005
215	James Stewart	Mississippi	1991
214	Travis Henry	Arkansas	2000
211	Jay Graham	Vanderbilt	1995
211	James Stewart	Georgia	1994
206	Travis Stephens	Arkansas	2001
205	Jamal Lewis	South Carolina	1997
203	Johnnie Jones	Washington State	1984
201	Stanley Morgan	Hawaii	1975

* Bowl game

Longest Plays

Yards	Name	Opponent	Year
99	Kelsey Finch	Florida	1977
91	Dick Dodson	Transylvania	1927
89	LaMarcus Coker	Marshall	2006
87	LaMarcus Coker	Vanderbilt	2006
87	Dick Dorsey	Virginia Tech	1933
82*	Steve Wold	Vanderbilt	1969
81	Travis Henry	Kansas State	2001
81	Hank Lauricella	Tennessee Tech	1950
80	Tony Thompson	Mississippi State	1990
80	Jimmy Streater	California	1977
80	Stanley Morgan	Kentucky	1975
80	John Majors	Mississippi State	1954
80	Travis Stephens	Kentucky	2000
80	Gerald Riggs Jr.	Auburn (SEC)	2004

*Non-scoring play

Season Attempts

Name, Year	Attempts
Travis Stephens, 2001	291
Jay Graham, 1995	272
Travis Henry, 2000	253
Arian Foster, 2007	245
Reggie Cobb, 1987	237
Jamal Lewis, 1997	232
Johnnie Jones, 1984	229
Tony Thompson, 1990	219
Chuck Webb, 1989	209
Curt Watson, 1971	193

Season Yards

Name, Year	Attempts	Yards	Avg.
Travis Stephens, 2001	291	1,464	5.0
Jay Graham, 1995	272	1,438	5.3
Jamal Lewis, 1997	232	1,364	5.9
Travis Henry, 2000	253	1,314	5.2
Johnnie Jones, 1984	229	1,290	5.6
Tony Thompson, 1990	219	1,261	5.8
Chuck Webb, 1989	209	1,236	5.9
Reggie Cobb, 1987	237	1,197	5.1
Arian Foster, 2007	245	1,193	4.9
Charlie Garner, 1993	159	1,161	7.3
Johnnie Jones, 1983	191	1,116	5.8
Gerald Riggs Jr., 2004	193	1,107	5.7
James Stewart, 1994	170	1,028	6.1
Cedric Houston, 2004	181	1,005	5.6



Travis Stephens holds the school record for rushing yards in a season with 1,454.

Career Yards

1. Travis Henry, RB (1997-2000), Frostproof, Fla.

	Att.	Yards	Avg.	TDs	LP
1997	2	4	2.0	0	5-Texas Tech
1998	176	970	5.5	7	36-Vanderbilt
1999	125	790	6.3	8	63-Vanderbilt
<u>2000</u>	<u>253</u>	<u>1,314</u>	<u>5.3</u>	<u>11</u>	<u>60-Vanderbilt</u>
TOTALS	556	3,078	5.5	26	63-Vanderbilt

2. Arian Foster, RB (2005-08), San Diego, Calif.

	Att.	Yards	Avg.	TDs	LP
2005	183	879	4.8	5	66-Vanderbilt
2006	91	322	3.5	5	69-California
2007	245	1193	4.9	12	59-Arkansas
<u>2008</u>	<u>131</u>	<u>570</u>	<u>4.4</u>	<u>1</u>	<u>41-UCLA</u>
TOTALS	650	2,964	4.6	23	69-California

3. James Stewart, RB (1991-94), Morristown

	Att.	Yards	Avg.	TDs	LP
1991	190	939	4.9	8	30-Mississippi
1992	85	386	4.5	7	30-USL
1993	86	537	6.2	9	52-S. Carolina
<u>1994</u>	<u>170</u>	<u>1,028</u>	<u>6.1</u>	<u>11</u>	<u>71-Georgia</u>
TOTALS	531	2,890	5.4	35	71-Georgia

4. Johnnie Jones, RB (1981-84), Munford

	Att.	Yards	Avg.	TDs	LP
1981	4	25	6.3	0	18-Colorado State
1982	93	421	4.5	4	42-Vanderbilt
1983	191	1,116	5.8	5	70-Vanderbilt
<u>1984</u>	<u>229</u>	<u>1,290</u>	<u>5.6</u>	<u>10</u>	<u>61-Memphis State</u>
TOTALS	517	2,852	5.5	19	70-Vanderbilt

5. Jamal Lewis, RB (1997-99), Atlanta, Ga.

	Att.	Yards	Avg.	TDs	LP
1997	232	1,364	5.9	7	65-S. Carolina
1998	73	497	6.8	3	67-Auburn
<u>1999</u>	<u>182</u>	<u>816</u>	<u>4.5</u>	<u>7</u>	<u>70-S. Carolina</u>
TOTALS	487	2,677	5.5	17	70-S. Carolina

Others

	Att.	Yds.	Avg.	TDs
6. Cedric Houston, 2001-04	501	2,634	5.4	17
7. Jay Graham, 1993-96	540	2,609	4.8	25
8. Curt Watson, 1969-71	529	2,364	4.5	22
9. Reggie Cobb, 1987-89	445	2,360	5.3	26
10. Travis Stephens, 1997-01	488	2,336	4.8	21
11. Charlie Garner, 1992-93	313	2,091	6.7	10
12. Aaron Hayden, 1991-94	393	2,061	5.2	12
13. Stanley Morgan, 1973-76	353	1,952	5.5	28
14. Gerald Riggs Jr., 2002-05	383	1,893	4.9	10
15. Beattie Feathers, 1931-33	309	1,888	7.2	27
16. Andy Kozar, 1950-52	355	1,850	5.2	27
17. Tony Thompson, 1986-90	336	1,759	5.2	20
18. Haskel Stanback, 1971-73	391	1,730	4.4	20
19. James Berry, 1978-81	419	1,721	4.1	18
20. William Howard, 1984-87	398	1,711	4.3	21
21. Keith Davis, 1985-88	322	1,704	5.3	10

Career Attempts

Name	Years	Attempts
Arian Foster	2005-08	650
Travis Henry	1997-2000	556
Jay Graham	1993-96	540
James Stewart	1991-94	531
Curt Watson	1969-71	529
Johnnie Jones	1981-84	517
Cedric Houston	2001-04	501
Travis Stephens	1997-01	488
Jamal Lewis	1997-99	487
Reggie Cobb	1987-89	445
James Berry	1978-81	419

Year-By-Year Leaders

Year	Name	Att.	Net	TDs	Avg.	*Per gm.
1950	Andy Kozar	126	648	11	5.1	--
1951	Hank Lauricella	111	881	8	7.9	--
1952	Andy Kozar	122	660	7	5.4	--
1953	Jimmy Wade	158	675	12	4.3	--
1954	Tom Tracy	116	794	4	6.8	--
1955	Johnny Majors	183	657	6	3.6	--
1956	Tommy Bronson	105	562	8	5.4	--
1957	Bobby Gordon	167	526	7	3.2	--
1958	Bill Majors	148	294	2	1.9	--
1959	Glenn Glass	75	261	4	3.5	--
1960	Glenn Glass	90	478	8	5.3	--
1961	Mallon Faircloth	123	475	6	3.9	--
1962	George Canale	79	455	4	5.8	--
1963	Mallon Faircloth	137	652	3	4.8	--
1964	Stan Mitchell	94	325	1	3.5	--
1965	Walter Chadwick	101	470	5	4.7	--
1966	Charlie Fulton	109	463	2	4.2	--
1967	Walter Chadwick	144	645	11	4.5	--
1968	Richard Pickens	133	736	2	5.5	--
1969	Curt Watson	146	807	6	5.5	--
1970	Curt Watson	190	791	7	4.3	79.1
1971	Curt Watson	193	766	9	4.0	76.6
1972	Haskel Stanback	183	890	13	4.9	89.0
1973	Haskel Stanback	165	682	7	4.1	62.0
1974	Stanley Morgan	128	723	11	5.6	65.7
1975	Stanley Morgan	133	809	8	6.1	73.5
1976	Bobby Emmons	75	462	3	6.2	42.0
1977	Kelsey Finch	154	770	8	5.0	70.0
1978	Jimmy Streater	146	593	10	4.1	53.9
1979	Hubert Simpson	157	792	6	5.0	72.0
1980	James Berry	131	543	7	4.1	49.3
1981	James Berry	129	500	6	3.9	55.5
1982	Chuck Coleman	113	600	5	5.3	54.5
1983	Johnnie Jones	191	1116	5	5.8	111.6
1984	Johnnie Jones	229	1290	10	5.6	117.2
1985	Keith Davis	141	684	2	4.9	68.4
1986	William Howard	177	787	14	4.4	98.4
1987	Reggie Cobb	237	1197	17	5.1	99.8
1988	Reggie Cobb	118	547	3	4.6	68.4
1989	Chuck Webb	209	1236	12	5.9	123.6
1990	Tony Thompson	219	1261	16	5.8	105.1
1991	James Stewart	190	939	8	4.9	85.4
1992	Charlie Garner	154	928	2	6.0	84.4
1993	Charlie Garner	159	1161	8	7.3	116.1
1994	James Stewart	170	1028	11	6.1	93.5
1995	Jay Graham	272	1438	12	5.3	130.7
1996	Jay Graham	179	797	11	4.6	72.5
1997	Jamal Lewis	232	1364	7	5.9	113.6
1998	Travis Henry	176	970	7	5.5	80.8
1999	Jamal Lewis	182	816	7	4.5	81.6
2000	Travis Henry	253	1314	11	5.2	119.5
2001	Travis Stephens	291	1464	10	5.0	122.0
2002	Cedric Houston	153	779	6	5.1	64.9
2003	Cedric Houston	149	744	2	5.0	62.0
2004	Gerald Riggs Jr.	193	1107	6	5.7	85.2
2005	Arian Foster	183	879	5	4.8	79.9
2006	LaMarcus Coker	108	696	5	6.4	63.3
2007	Arian Foster	245	1193	12	4.9	85.2
2008	Arian Foster	131	570	1	4.4	51.8

*NCAA began compiling per-game averages in 1970.

Quick Reference Records

100-Yard Game Statistics

Career: Most 100-yard games: 15, Henry 1997-2000; 14, Graham 1993-96; 13, Lewis 1997-99; 13, Jones 1981-84; 10, Cobb 1987-89, Stewart 1991-94

Season: Most 100-yard games: 11, Graham 1995; 7, Stephens 2001 and Lewis 1997

Consecutive 100-yard Games: 9, Graham 1995, 5 Foster 2005

Multiple 100-yard Rushers

3 rushers (1) — Vanderbilt, 1991 (Stewart 145, Hayden 115, Phillips 107).

2 rushers (13) — Louisiana-Lafayette, 2007 (Creer 109, Foster 100) Louisiana Tech, 2004 (Houston 161, Riggs 118), Vanderbilt, 1994 (Stewart 121, Graham 121), Georgia, 1994 (Stewart 211, Hayden 113), South Carolina, 1993 (Stewart 114, Garner 105), Louisville, 1991 (Hayden 109, Stewart 101), Colorado State, 1975 (Wallace 128, Gayles 105), Georgia Tech, 1973 (Careathers 125, Rudder 105), Auburn, 1970 (Watson 142, McLeary 119), Georgia, 1969 (Watson 197, McLeary 100), Tennessee Tech, 1951 (Lauricella 109, Byrd 104), Mississippi, 1951 (Kozar 127, Ernsberger 102), Alabama, 1952 (Wade 153, Kozar 124)



Chuck Webb is responsible for Tennessee's top two single-game rushing performances, gaining 294 yards in a 1989 game vs. Mississippi and 250 in the 1990 Cotton Bowl vs. Arkansas.

200-Yard Games

Player	Yds	Opponent	Year
Chuck Webb	294	Mississippi	1989
Chuck Webb	250	Arkansas (Cotton)	1990
Tony Thompson	248	Mississippi State	1990
Johnnie Jones	248	Vanderbilt	1983
Tony Thompson	236	Vanderbilt	1990
Johnnie Jones	234	Rutgers	1983
Jamal Lewis	232	Georgia	1997
Travis Stephens	226	Florida	2001
Reggie Cobb	225	Auburn	1989
Arian Foster	223	Vanderbilt	2005
James Stewart	215	Mississippi	1991
Travis Henry	214	Arkansas	2000
Jay Graham	211	Vanderbilt	1995
James Stewart	211	Georgia	1994
Travis Stephens	206	Arkansas	2001
Jamal Lewis	205	South Carolina	1997
Johnnie Jones	203	Washington State	1984
Stanley Morgan	201	Hawaii	1975

100-Yard Games

Player	Yds	Opponent	Year
Travis Henry	197	Arkansas	1998
Johnnie Jones	197	Utah	1984
Curt Watson	197	Georgia	1969
Jamal Lewis	196	Vanderbilt	1997
Tom Tracy	192	North Carolina	1954
Cedric Houston	190	South Carolina	2004
Charlie Garner	186	Kentucky	1993
William Howard	184	Mississippi State	1986
Travis Henry	184	Vanderbilt	2000
Gerald Riggs Jr.	182	Auburn (SEC Champ.)	2004
Reggie Cobb	182	Duke	1988
Hubert Simpson	181	Kentucky	1979
Travis Henry	180	Kansas St. (Cotton)	2001
Travis Henry	179	Kentucky	1999
Mallon Faircloth	179	Vanderbilt	1963
Travis Stephens	176	Georgia	2001
George Canale	175	Chattanooga	1962
Travis Henry	175	Florida	2000
Hubert Simpson	174	Mississippi	1979
Aaron Hayden	169	Memphis State	1991
Travis Stephens	162	Alabama	2001
Chuck Webb	162	Akron	1989
Keith Davis	162	Vanderbilt	1988
Cedric Houston	161	Fresno State	2003
Cedric Houston	160	Louisiana Tech	2004
Cedric Houston	160	Marshall	2003
Jamal Lewis	159	Wyoming	1999
William Howard	158	Vanderbilt	1986
Jamal Lewis	155	Mississippi	1997
Andy Kozar	155	Mississippi State	1952
Jay Graham	154	Ohio State (Citrus)	1996
Johnnie Jones	154	Maryland (Citrus)	1983
Travis Henry	153	Vanderbilt	1999
Jimmy Wade	153	Alabama	1952
Curt Watson	152	Kentucky	1971
Charlie Garner	151	Vanderbilt	1993
Tony Thompson	151	Virginia (Sugar)	1991
Johnnie Jones	150	Kentucky	1983
Hank Lauricella	150	North Carolina	1951
Jimmy Streater	150	California	1977
Gerald Riggs Jr.	149	Vanderbilt	2004
Cedric Houston	149	Mississippi State	2002
James Stewart	149	Kentucky	1991
Arian Foster	148	South Carolina	2005
Johnnie Jones	148	The Citadel	1983
Jay Graham	147	Kentucky	1995

Player	Yds	Opponent	Year
LaMarcus Coker	146	Marshall	2006
Jamal Lewis	146	South Carolina	1999
Reggie Cobb	146	Indiana (Peach)	1988
Aaron Hayden	145	Alabama	1994
Chuck Webb	145	Kentucky	1989
James Stewart	145	Vanderbilt	1991
Jay Graham	144	East Carolina	1995
Charlie Garner	144	Alabama	1993
Reggie Cobb	144	Kentucky	1987
James Stewart	143	Kentucky	1994
Ted Schwanger	143	Vanderbilt	1953
Johnny Majors	143	Kentucky	1956
Bill Rudder	143	UC Santa Barbara	1971
Haskel Stanback	143	Vanderbilt	1972
Curt Watson	142	Auburn	1970
Keith Davis	141	Alabama	1985
James Stewart	141	Auburn	1991
Cedric Houston	140	Vanderbilt	2002
Jamal Lewis	140	Syracuse	1998
Jamal Lewis	140	Auburn	1998
Reggie Cobb	140	Georgia Tech	1987
Reggie Cobb	140	Vanderbilt	1987
Chuck Coleman	139	Alabama	1982
Travis Henry	139	Kentucky	2000
Charlie Garner	138	Kentucky	1992
Reggie Cobb	138	Iowa	1987
Stanley Morgan	138	Auburn	1975
Stanley Morgan	138	Kentucky	1975
Andy Kozar	138	North Carolina	1950
Jay Graham	137	Georgia	1995
Hubert Simpson	137	Mississippi	1978
Travis Henry	136	Vanderbilt	1998
Jimmy Wade	136	Houston	1953
Jamal Lewis	135	Houston	1998
Travis Henry	135	Southern Miss	2000
Jabari Davis	135	Arkansas	2002
Jay Graham	134	Mississippi State	1995
Chuck Coleman	134	Mississippi	1982
Chuck Webb	134	UCLA	1989
Gene Etter	133	Mississippi	1958
Charlie Fulton	133	Georgia Tech	1965
Haskel Stanback	133	Alabama	1972
Arian Foster	132	Memphis	2005
Travis Henry	132	Notre Dame	1999
Chuck Webb	132	Louisiana State	1989
Chuck Webb	131	Colorado	1990
Frank Foxx	131	Alabama	1976
Hank Lauricella	131	Texas (Cotton)	1951
Jay Graham	130	Arkansas	1995
Aaron Hayden	129	Memphis	1994
Charlie Garner	129	Duke	1993
Jamal Lewis	128	Kentucky	1997
Jay Graham	128	Alabama	1996
Johnnie Jones	128	Georgia Tech	1983
Bill Majors	128	Vanderbilt	1958
Randy Wallace	128	Colorado State	1975
Johnnie Jones	128	Kentucky	1984
Tony Thompson	128	Vanderbilt	1989
Cedric Houston	127	Kentucky	2004
Jamal Lewis	127	Auburn (SECCG.)	1997
Reggie Cobb	127	Louisville	1987
Hank Lauricella	127	Kentucky	1951
Andy Kozar	127	Mississippi	1951
Curt Watson	127	Mississippi State	1971
LaMarcus Coker	126	Vanderbilt	2006
Jay Graham	126	South Carolina	1995
Arian Foster	125	Southern Miss	2007
LaMarcus Coker	125	Memphis	2006
Arian Foster	125	Notre Dame	2005
Gerald Riggs Jr.	125	Mississippi	2005

Player	Yds	Opponent	Year	Player	Yds	Opponent	Year
Paul Careathers	125	Georgia Tech	1973	Hank Lauricella	108	Alabama	1951
Terry Daniels	125	Auburn	1980	Mallon Faircloth	108	Chattanooga	1961
James Berry	125	Kentucky	1980	James Stewart	108	Mississippi State	1991
Travis Stephens	124	Memphis	2001	Andy Kozar	108	Chattanooga	1952
Jamal Lewis	124	Arkansas	1997	Cedric Houston	108	South Carolina	2002
Tony Thompson	124	Memphis State	1988	Travis Stephens	107	Georgia	1998
Kelsey Finch	124	Auburn	1976	Charlie Garner	107	Georgia	1993
Andy Kozar	124	Alabama	1952	Curt Watson	107	UCLA	1970
Bobby Gordon	123	North Carolina	1957	Mose Phillips	107	Vanderbilt	1991
Jay Graham	122	Alabama	1995	Arian Foster	106	Vanderbilt	2007
Richard Pickens	122	Louisiana State	1967	Cedric Houston	106	Wyoming	2002
Richard Pickens	122	Mississippi	1968	Kelsey Finch	106	Memphis State	1977
Jay Graham	121	Mississippi	1996	Jimmy Streater	106	Auburn	1979
James Stewart	121	Vanderbilt	1994	Reggie Cobb	106	Georgia	1989
Jay Graham	121	Vanderbilt	1994	Mike Gayles	106	Maryland (Liberty)	1974
Greg Amsler	121	Kentucky	1988	Hal Littleford	105	Alabama	1948
Kelsey Finch	121	Florida	1977	Charlie Garner	105	South Carolina	1993
Curt Watson	121	Florida (Gator)	1969	Johnny Majors	105	Duke	1956
Travis Stephens	120	South Carolina	2001	Bill Rudder	105	Georgia Tech	1973
Travis Henry	120	Miss. State (SECCG)	1998	Mike Gayles	105	Colorado State	1975
Tony Thompson	120	Temple	1990	Travis Henry	104	Alabama-Birmingham	1998
Randall Morris	120	Mississippi	1983	Charlie Garner	104	Louisiana State	1992
Johnny Majors	120	Chattanooga	1955	Ray Byrd	104	Tennessee Tech	1951
Aaron Hayden	119	Louisiana Tech	1993	Gene Etter	104	North Carolina	1959
Tommy Bronson	119	Chattanooga	1956	Haskel Stanback	104	Duke	1973
Don McLeary	119	Auburn	1970	Ray Byrd	104	Kentucky	1952
Kelsey Finch	119	Boston College	1977	Tony Thompson	103	Florida	1990
Johnnie Jones	119	Vanderbilt	1984	Charlie Fulton	103	Auburn	1967
Arian Foster	118	Kentucky	2007	Phil Pierce	103	Florida	1971
Gerald Riggs Jr.	118	Mississippi	2004	Jimmy Streater	103	Georgia Tech	1979
Johnnie Jones	118	Army	1984	Gerald Riggs Jr.	102	Texas A&M (Cotton)	2005
Jamal Lewis	117	Alabama	1999	Gerald Riggs Jr.	102	Georgia	2004
Johnny Majors	117	Alabama	1955	Dick Ernsberger	102	Mississippi	1951
Stanley Morgan	117	Clemson	1974	Tom Tracy	102	Dayton	1954
Hubert Simpson	117	Notre Dame	1979	James Berry	102	Vanderbilt	1981
Gerald Riggs Jr.	116	Louisiana Tech	2004	Johnnie Jones	102	Georgia Tech	1984
Richard Pickens	116	Rice	1968	Keith Davis	102	Wake Forest	1985
Walter Chadwick	115	Mississippi	1965	Keith Davis	102	Auburn	1985
Walter Chadwick	115	Mississippi	1967	Chuck Coleman	102	Iowa (Peach)	1982
Tavio Henson	115	Pacific	1990	Jeff Powell	102	Miami, Fla. (Sugar)	1986
Aaron Hayden	115	Vanderbilt	1991	LaMarcus Coker	101	Arkansas St.	2007
Travis Henry	115	South Carolina	2000	Glenn Glass	101	Tampa	1960
Arian Foster	114	Kentucky	2005	Richmond Flowers	101	Georgia Tech	1968
James Stewart	114	South Carolina	1993	Haskel Stanback	101	Penn State	1972
Hank Lauricella	114	Washington & Lee	1951	James Stewart	101	Louisville	1991
Curt Watson	114	Vanderbilt	1970	Arian Foster	100	Louisiana-Lafayette	2007
Jabari Davis	113	Duke	2003	Bobby Brengle	100	Dayton	1954
Travis Henry	113	Alabama	1998	Glenn Glass	100	North Carolina	1961
Aaron Hayden	113	Georgia	1994	Mallon Faircloth	100	Richmond	1963
Johnnie Jones	113	Alabama	1983	Don McLeary	100	Georgia	1969
Tom Tracy	112	Chattanooga	1954	Bill Rudder	100	Vanderbilt	1971
Travis Stephens	111	Syracuse	2001	Doug Furnas	100	Memphis State	1981
Curt Watson	111	Alabama	1969	Chuck Coleman	100	Vanderbilt	1982
Andy Kozar	111	Florida	1952	Keith Davis	100	Mississippi	1987
Andy Kozar	111	Vanderbilt	1951				
Cedric Houston	111	Miami (Fla.)	2002				
Gerald Riggs Jr.	110	UAB	2005				
Mallon Faircloth	110	Vanderbilt	1961				
William Howard	110	Texas El Paso	1986				
Chuck Webb	110	Alabama	1989				
Lennon Creer	109	Louisiana-Lafayette	2007				
Charlie Garner	109	Memphis State	1992				
Hank Lauricella	109	Tennessee Tech	1951				
Reggie Cobb	109	Duke	1989				
Aaron Hayden	109	Louisville	1991				
Johnny Majors	109	Duke	1954				
Jay Graham	108	Oklahoma State	1995				
Jay Graham	108	Southern Mississippi	1995				
Charlie Garner	108	Vanderbilt	1992				
Sam Henderson	108	Pittsburgh	1983				



Jay Graham rushed for 100 yards or more a school-record 11 times in 1995. His 14 career 100-yard efforts rank second on UT's all-time list.



Arian Foster ran for 100 yards in five consecutive games in 2005 en route to 879 net yards on the year.

Quick Reference Records

Individual Game

Receptions—13, Carl Pickens vs. Notre Dame 1990; Joey Kent vs. Arkansas 1995

Yards—256, Kelley Washington vs. LSU 2001

Touchdowns—3, Jim Powell vs. Mississippi 1946; Carl Pickens vs. Kentucky 1990; Billy Williams vs. Florida 1993; Marcus Nash vs. Kentucky 1997; Cedrick Wilson vs. Arkansas 2000; Donte' Stallworth vs. Memphis 2001 and Kentucky 2001; Chris Hannon vs. Mississippi State 2003

Individual Season

Receptions—76, Marcus Nash 1997

Receptions by Tight End—41, Chris Brown 2007

Yards—1,298, Robert Meachem 2006

Yards by Tight End—493, Jason Witten (2002)

Touchdowns—13, Marcus Nash 1997

Consecutive Games with TD Reception—6, Joey Kent 1995 (8 TDs)

Touchdowns by Tight End—7, Austin Denney (1966)

Individual Career

Receptions—183, Joey Kent 1993-96

Receptions by Tight End—98, Reggie Harper 1977-80

Yards—2,814, Joey Kent 1993-96

Yards by Tight End—1,141, Reggie Harper 1977-80

Touchdowns—25, Joey Kent 1993-96

Consecutive Games with TD Reception—6, Cory Fleming, Jan. 1-Oct. 2, 1993 (9 TDs); Joey Kent 1995 (8 TDs)

Touchdowns by Tight End—9, Austin Denney 1965-66; Ken DeLong 1967-69

Most 100-Yard Games

Career: 15, Joey Kent, 1993-96; 11, Marcus Nash, 1994-97

Season: 8, Joey Kent, 1996; 7, Marcus Nash, 1997; 6, Robert Meachem, 2006; 5, Tim McGee, 1985; 5, Carl Pickens, 1990

Consecutive: 7, Joey Kent, 1996

Multiple 100-Yard Receivers, Game

Two receivers (16): UCLA 1975 (Seivers 145, West 107); Alabama 1983 (Duncan 137, Taylor 109); UCLA 1985 (McGee 142, Clinkscales 106); Colorado 1990 (Pickens 141, Harper 115); Arkansas 1993 (Faulkner 106, Fleming 101); Alabama 1995 (Kent 117, Nash 100); Northwestern 1997 (Kent 122, Price 110); Georgia 1996 (Kent 110, Nash 106); Florida 1996 (Price 161, Kent 107); UCLA 1996 (Nash 135, Kent 114); UNLV 1996 (Kent 151, Nash 103); Auburn 1997 (Price 161, Nash 126); Kentucky 1997 (Nash 195, Lewis 105); Southern Mississippi 1997 (Copeland 137, Nash 110); Michigan 2002 (Citrus Bowl) (Witten 125, Stallworth 119); Southern Mississippi 2007 (Taylor 118, Rogers 112)

Game Receptions

No.	Name	Opponent	Year
13	Joey Kent	Arkansas	1995
13	Carl Pickens	Notre Dame	1990
12	Alvin Harper	Washington State	1988
12	David Martin	LSU	2000
11	Kelley Washington	LSU	2001
11	Jeremaine Copeland	Southern Mississippi	1997
11	Thomas Woods	Kentucky	1988
11	Johnny Mills	Auburn	1966
11	Gary Kreis	Kentucky	1969
11	Larry Seivers	Clemson	1976
11	Anthony Hancock	Wisconsin*	1981
10	Peerless Price	South Carolina	1998
10	Marcus Nash	Southern Mississippi	1997
10	Jim Powell	Mississippi	1948
10	Johnny Mills	UCLA	1965
10	Lenny Taylor	Auburn	1983
10	Tim McGee	Florida	1984
10	Tim McGee	Vanderbilt	1984
10	Carl Pickens	Kentucky	1990

200-Yard Receiving Games

Player	Yds	Opponent	Year
Kelley Washington	256	LSU	2001
Johnny Mills	225	Kentucky	1966
Willie Gault	217	Vanderbilt	1981
Carl Pickens	201	Kentucky	1990
Stanley Morgan	201	TCU	1976

100-Yard Receiving Games

Player	Yds	Opponent	Year
Peerless Price	199	FSU*	1998
Kelley Washington	197	Rutgers	2002
Anthony Hancock	196	Wisconsin*	1981
Marcus Nash	195	Kentucky	1997
Tim McGee	190	Vanderbilt	1984
Robert Meachem	184	California	2006
Cedrick Wilson	183	Wyoming	1999
Peerless Price	181	Vanderbilt	1998
Willie Gault	174	Auburn	1982
Carl Pickens	172	Auburn	1991
Donte' Stallworth	169	Kentucky	2001
Richmond Flowers	167	Vanderbilt	1967
Peerless Price	165	South Carolina	1998
Carl Pickens	163	Notre Dame	1990
Tim McGee	163	Auburn	1985
Anthony Hancock	163	Vanderbilt	1979
Peerless Price	161	Auburn	1997
Peerless Price	161	Florida	1996
Joey Kent	161	Arkansas	1995
Larry Seivers	161	N. Texas State	1975
Anthony Miller	159	Alabama	1986
Robert Meachem	157	Memphis	2006
Tim McGee	157	Florida	1984
Joey Kent	151	UNLV	1996
Gary Kreis	151	South Carolina	1969
Stan Trott	146	Florida	1970
Robert Meachem	145	Kentucky	2004
Larry Seivers	145	UCLA	1975
Gary Kreis	145	Kentucky	1969
Carl Pickens	144	Temple	1990
Peerless Price	143	Kentucky	1996
Donte' Stallworth	142	Memphis	2001
Tim McGee	142	UCLA	1985
Carl Pickens	141	Colorado	1990
Kelley Washington	140	LSU (SECCG)	2001
Billy Williams	140	Florida	1993
Johnny Mills	140	UCLA	1965
Stanley Morgan	139	UCLA	1974
Joey Kent	138	Kentucky	1995
Jeremaine Copeland	137	Southern Miss.	1997
Clyde Duncan	137	Alabama	1983
Marcus Nash	135	UCLA	1996
Alvin Harper	135	Kentucky	1988
Anthony Hancock	135	Southern Cal.	1980
Stanley Morgan	131	Auburn	1976
Larry Seivers	131	Clemson	1976
Donte' Stallworth	130	South Carolina	1999

Player	Yds	Opponent	Year
Donte' Stallworth	128	Vanderbilt	2001
Craig Faulkner	128	Vanderbilt	1992
Thomas Woods	128	Duke	1988
Anthony Hancock	128	Georgia Tech	1980
Larry Seivers	128	Florida	1976
Larry Seivers	128	Mississippi	1975
Marcus Nash	127	Mississippi	1997
Marcus Nash	126	Arkansas	1997
Marcus Nash	126	Auburn	1997
Joey Kent	126	Mississippi	1996
Jason Witten	125	Michigan*	2001
Joey Kent	125	Alabama	1996
Clyde Duncan	125	Vanderbilt	1983
Joe Thompson	125	Air Force	1970
Joey Kent	122	Northwestern*	1997
Tim McGee	122	Memphis St.	1984
Robert Meachem	121	LSU	2006
Lester McClain	121	Memphis St.	1969
Johnny Mills	120	Mississippi	1966
Donte' Stallworth	119	Michigan*	2001
Lucas Taylor	118	So. Miss.	2007
Alvin Harper	118	Auburn	1990
Mark Jones	117	Georgia	2003
Cedrick Wilson	117	Kentucky	2000
Marcus Nash	117	UCLA	1997
Joey Kent	117	Alabama	1995
Tim McGee	117	Mississippi	1985
Johnny Mills	117	Auburn	1966
Robert Meachem	116	Kentucky	2006
Anthony Hancock	116	Purdue	1979
Robert Meachem	115	Air Force	2006
Alvin Harper	115	Colorado	1990
Joey Kent	114	UCLA	1996
Mike Gooch	114	Tampa	1967
Austin Rogers	112	So. Miss.	2007
Kelley Washington	112	Arkansas	2002
Cedrick Wilson	112	Auburn	1999
Marcus Nash	112	Texas Tech	1997
Thomas Woods	112	Akron	1989
Marcus Nash	110	So. Miss.	1997
Peerless Price	110	Northwestern*1997	
Joey Kent	110	Georgia	1996
Joey Kent	110	Georgia	1995
Gary Kreis	110	Mississippi	1968
Joey Kent	109	Ohio State*	1996
Lenny Taylor	109	Alabama	1983
Larry Seivers	109	Auburn	1975
Kelley Washington	108	Georgia	2001
Donte' Stallworth	108	Nebraska*	1999
Joey Kent	108	Mississippi St.	1994
Kendrick Jones	108	Vanderbilt	1994
Tim McGee	108	Kentucky	1985
Cedrick Wilson	107	Georgia	1999
Joey Kent	107	Florida	1996
Joey Kent	107	Oklahoma State	1995
Craig Faulkner	107	Vanderbilt	1991
Jeff Moore	107	Duke	1978
Tommy West	107	UCLA	1975
Robert Meachem	106	South Carolina	2006
Marcus Nash	106	Georgia	1996
Cory Fleming	106	Arkansas	1993
Joey Clinkscales	106	UCLA	1985
Jamal Lewis	105	Kentucky	1997
Andy McCullough	105	Florida	1997
Cory Fleming	105	Georgia	1993
Tim McGee	105	Rutgers	1985
Lucas Taylor	104	Arkansas State	2007
Joey Kent	104	South Carolina	1996
Carl Pickens	104	UCLA	1991
Lucas Taylor	103	Kentucky	2007
Lucas Taylor	103	California	2007
James Banks	103	Alabama	2003
Peerless Price	103	UAB	1998
Marcus Nash	103	UNLV	1996
Thomas Woods	103	Alabama	1988
Larry Seivers	103	Texas Christian	1976
Richmond Flowers	103	South Carolina	1966
Kelley Washington	102	Florida	2002
Josh Briscoe	101	Wisconsin*	2007
Craig Faulkner	101	Arkansas	1993
Anthony Miller	101	Vanderbilt	1986
Joey Clinkscales	101	Florida	1985
Cedrick Wilson	100	Kentucky	1998
Marcus Nash	100	Alabama	1995

* Bowl game

Season Receptions

	No.	Yds.	TDs
1. Marcus Nash, 1997	76	1,170	13
2. Lucas Taylor, 2007	73	1,000	5
3. Robert Meachem 2006	71	1,298	11
4. Joey Kent, 1995	69	1,055	9
5. Joey Kent, 1996	68	1,080	7
6. Kelley Washington, 2001	64	1,010	5
7. Cedrick Wilson, 2000	62	681	12
8. Peerless Price, 1998	61	920	10
9. Jeremaine Copeland, 1997 Thomas Woods, 1988	58	732	9
11. Cedrick Wilson, 1999	57	827	4
12. Austin Rogers, 2007 Josh Briscoe, 2007	56	624	4
14. Tim McGee, 1984	54	809	6
15. Marcus Nash, 1996 Carl Pickens, 1990	53	698	3
	53	917	6

Season Receiving Yards

	No.	Yds.	TDs
1. Robert Meachem, 2006	71	1,298	11
2. Marcus Nash, 1997	76	1,170	13
3. Joey Kent, 1996	68	1,080	7
4. Joey Kent, 1995	69	1,055	9
5. Kelley Washington, 2001	64	1,010	5
6. Lucas Taylor, 2007	73	1,000	5
7. Tim McGee, 1985	50	947	7
8. Peerless Price, 1998	61	920	10
9. Carl Pickens, 1990	53	917	6
10. Carl Pickens, 1991	49	877	5

Career Receptions

1. Joey Kent, WR (1993-96), Huntsville, Ala.

	No.	Yards	TDs
1993	10	209	5
1994	36	470	4
1995	69	1,055	9
1996	68	1,080	7
TOTALS	183	2,814	25

2. Marcus Nash, WR (1994-97), Tulsa, Okla.

	No.	Yards	TDs
1994	5	77	0
1995	43	512	4
1996	53	688	3
1997	76	1,170	13
TOTALS	177	2,447	20

Others

	No.	Yds.	TDs
3. Cedrick Wilson, 1997-2000	159	2,137	24
4. Peerless Price, 1995-98	147	2,298	19
5. Jayson Swain, 2003-06	126	1,721	10
6. Robert Meachem, 2004-06	125	2,140	17
7. Thomas Woods, 1986-89	124	1,615	7
8. Tim McGee, 1982-85	123	2,042	15
9. Larry Seivers, 1973-76	117	1,924	8
10. Lucas Taylor, 2005-08	113	1,433	6
11. Craig Faulkner, 1990-93	110	1,705	9
12. Carl Pickens, 1989-91	109	1,875	13
13. Anthony Hancock, 1978-81	106	1,826	12
14. Jeremaine Copeland, 1995-98	103	1,361	10
15. Alvin Harper, 1987-90	102	1,547	16
16. Richmond Flowers, 1966-68	101	1,172	9

Career Receiving Yards

	No.	Yds.	Avg.
1. Joey Kent, 1993-96	183	2,814	15.4
2. Marcus Nash, 1994-97	177	2,447	13.8
3. Peerless Price, 1995-98	147	2,298	15.6
4. Robert Meachem, 2004-06	125	2,140	17.1
5. Cedrick Wilson, 1997-2000	159	2,137	13.4
6. Tim McGee, 1982-85	123	2,042	16.6
7. Larry Seivers, 1973-76	117	1,924	16.4
8. Carl Pickens, 1989-91	109	1,875	17.2
9. Anthony Hancock, 1978-81	106	1,826	17.2
10. Donte Stallworth, 1999-2001	99	1,747	17.6

Year-By-Year Reception Leaders

Year	Name	No.	Per Game	Yds.	TDs	Avg.
1950	Bert Rechichar	9	--	205	2	22.8
1951	John Davis	8	--	160	1	20.0
1952	John Davis	14	--	297	5	21.2
1953	Jerry Hyde	8	--	173	3	21.6
1954	Hugh Garner	5	--	57	0	10.1
1955	Buddy Cruze	12	--	232	4	19.3
1956	Buddy Cruze	20	--	357	2	17.9
1957	Tommy Potts	10	--	123	1	12.3
1958	Murray Armstrong	14	--	195	1	13.9
1959	Cotton Letner	8	--	92	8	11.5
1960	Ken Waddell	8	--	60	1	7.5
1961	Hubert McClain	11	--	149	1	13.5
1962	John Bill Hudson	15	--	259	3	17.3
1963	Buddy Fisher	12	--	242	2	20.2
1964	Hal Wantland	21	--	284	1	13.5
1965	Johnny Mills	23	--	328	0	14.3
1966	Johnny Mills	48	--	725	4	15.1
1967	Richmond Flowers	41	--	585	4	14.3
1968	Ken DeLong	34	--	393	3	11.6
1969	Gary Kreis	38	--	609	5	16.0
1970	Joe Thompson	37	3.4	502	4	13.6
1971	Joe Thompson	15	1.4	247	1	16.5
1972	Emmon Love	20	1.8	280	1	14.0
1973	Stanley Morgan	22	2.0	511	4	23.2
1974	Larry Seivers	25	2.3	347	2	13.9
1975	Larry Seivers	41	3.7	840	4	20.5
1976	Larry Seivers	51	4.6	737	2	14.5
1977	Reggie Harper	30	3.0	331	1	11.0
1978	Reggie Harper	31	3.1	356	1	11.5
1979	Anthony Hancock	34	3.1	687	4	20.2
1980	Anthony Hancock	33	3.0	580	2	17.6
1981	Anthony Hancock	32	4.0	437	5	13.7
1982	Willie Gault	50	4.5	668	4	13.4
1983	Clyde Duncan	33	3.0	640	6	19.4
1984	Tim McGee	54	4.9	809	6	15.0
1985	Tim McGee	50	4.5	947	7	18.9
1986	Joey Clinkscales	37	3.4	511	3	13.8
1987	Thomas Woods	26	2.2	335	0	12.9
1988	Thomas Woods	58	5.3	689	5	11.9
1989	Thomas Woods	34	3.1	511	2	15.0
1990	Carl Pickens	53	4.8	917	6	17.3
1991	Carl Pickens	49	4.5	877	5	17.9
1992	Cory Fleming	40	3.6	490	2	12.3
1993	Craig Faulkner	40	3.6	680	6	17.0
1994	Joey Kent	36	3.3	470	4	13.1
1995	Joey Kent	69	6.3	1,055	9	15.3
1996	Joey Kent	68	6.2	1,080	7	15.9
1997	Marcus Nash	76	6.3	1,170	13	15.4
1998	Peerless Price	61	5.1	920	10	15.1
1999	Cedrick Wilson	57	5.2	827	4	14.5
2000	Cedrick Wilson	62	5.6	681	12	11.0
2001	Kelley Washington	64	5.3	1,010	5	15.8
2002	Jason Witten	39	3.0	493	5	12.6
2003	James Banks	42	3.2	621	6	14.8
2004	Tony Brown	31	2.4	388	3	12.5
2005	Robert Meachem	29	2.6	383	2	13.2
2006	Robert Meachem	71	5.5	1,298	11	18.3
2007	Lucas Taylor	73	5.2	1,000	5	13.7
2008	Gerald Jones	30	2.7	323	4	29.4

*NCAA began compiling per-game averages in 1970.

Quick Reference Records

Individual Game

Points—30, Gene McEver vs. South Carolina 1929 (Modern) 24, Bob Lund vs. Vanderbilt 1945; Harold Payne vs. Washington & Lee 1951; Hubert Simpson vs. Notre Dame 1979; Tony Thompson vs. Vanderbilt 1990; James Stewart vs. Georgia 1994; Jamal Lewis vs. Kentucky 1997

Points by Kicking—17, Alan Duncan vs. Kentucky 1978 (5-6 FG, 2-2 PAT); Fuad Reveiz vs. Memphis State 1982 (5-5 FG, 2-2 PAT); Alex Walls vs. Wyoming 2002 (4-4 FG, 5-5 PAT)

Touchdowns—5, Gene McEver vs. South Carolina 1929; (Modern) 4, Bob Lund vs. Vanderbilt 1945; Harold Payne vs. Washington & Lee 1951; Hubert Simpson vs. Notre Dame 1979; Tony Thompson vs. Vanderbilt 1990; James Stewart vs. Georgia 1994; Jamal Lewis vs. Kentucky 1997

Point-After-Touchdowns Attempted—10, Alex Walls vs. La.-Monroe 2000

Point-After-Touchdowns Made—10, Alex Walls vs. La.-Monroe 2000

Percentage PATs Made—100.0, Alex Walls vs. La.-Monroe 2000 (10 of 10)

Two-Point Conversions Attempted—2, Six times. Most recent: Cedric Houston vs. Kentucky 2004

Two-Point Conversions Made—2, Kenny Jones vs. Alabama 1982; Thomas Woods vs. Alabama 1987

Blocked Extra Point Return—1, Floyd Miley vs. Mississippi 1990 (97 yards)

Field Goals Attempted—6, Alan Duncan vs. Kentucky 1978

Longest Field Goal Attempted—63, Fuad Reveiz vs. Washington State 1984

Field Goals Made—5, Alan Duncan vs. Kentucky 1978; Fuad Reveiz vs. Memphis State and Kentucky 1982; Alex Walls vs. Florida 2000

Longest Field Goal Made—60, Fuad Reveiz vs. Georgia Tech 1982

Individual Season

Points—+130, Gene McEver 1929

Points by Kicking—115, Daniel Lincoln, 2007

Touchdowns—+21, Gene McEver 1929

Points-After-Touchdowns Attempted—59, John Becksvoort 1993

Point-After-Touchdowns Made—59, John Becksvoort 1993

Percentage PATs Made (Min. 35 atts.)—100.0, John Becksvoort 1993 (59 of 59); Greg Burke 1990 (50 of 50); James Wilhoit 2003 (41 of 41); John Becksvoort 1994 (39 of 39); Alex Walls 2000 and 2001 (both 39 of 39); Greg Burke 1989 (36 of 36); John Becksvoort 1992 (35 of 35)

Two-Point Conversions Attempted—3, Hal Wantland 1964; Condredge Holloway 1973 and 1974

Two-Point Conversions Made—2, Bobby Morton 1962; Condredge Holloway 1973; Larry Seivers 1974; Tommy West 1974; Mike Gayles 1975; Kenny Jones 1982; Thomas Woods 1987; Alvin Harper 1987

Field Goals Attempted—31, Fuad Reveiz 1982

Field Goals Made—27, Fuad Reveiz 1982

Field Goals Made (Freshman)—21, Daniel Lincoln, 2007

Field-Goal Percentage—(Min. 10 atts.) 92.0, John Becksvoort 1993 (12 of 13); (Min. 20 atts.) 90.0, Alex Walls 2000 (18 of 20); (Min. 30 atts.) 87.1, Fuad Reveiz 1982 (27 of 31)

Field-Goal Percentage (Freshman)—(Min. 5 made) .727, Alex Walls 1999

Consecutive Field Goals Made—18, Fuad Reveiz 1984

Game Points

By Touchdown

No.	Name	Opponent, Year (Scoring)
30	Gene McEver	South Carolina, 1929 (5 TD)
24	Bob Lund	Vanderbilt, 1945 (4 TD)
24	Herky Payne	Washington & Lee, 1951 (4 TD)
24	Hubert Simpson	Notre Dame, 1979 (4 TD)
24	Tony Thompson	Vanderbilt, 1990 (4 TD)
24	James Stewart	Georgia, 1994 (4 TD)
24	Jamal Lewis	Kentucky, 1997 (4 TD)

By Kicking

17	Alan Duncan	Kentucky, 1978 (5 FG, 2PAT)
17	Fuad Reveiz	Memphis, 1982 (5 FG, 2PAT)
	Alex Walls	Wyoming 2002, (4 FG, 5PAT)

Season Points

Pts.	Name/Year	TDs	PAT	FG
130+	Gene McEver, 1929	21	4-4	0-0
120	Reggie Cobb, 1987	20	0-0	0-0
115	Daniel Lincoln, 2007	0	52-53	21-29
107	Greg Burke, 1990	0	50-50	19-29
104	Jeff Hall, 1998	0	47-47	19-24
102	Carlos Reveiz, 1985	0	30-30	24-28
101	Fuad Reveiz, 1982	0	20-20	27-31
96	Tony Thompson, 1990	16	0-0	0-0
96	James Wilhoit, 2006	0	42-43	18-22
95	Jeff Hall, 1997	0	47-49	16-22
95	Jeff Hall, 1995	0	47-49	16-25
95	John Becksvoort, 1993	0	59-59	12-13

* SEC Scoring Champion
+NCAA Scoring Champion

Career Points

1. Jeff Hall, PK (1995-98), Winchester

	TD	PAT	FG	PTS
1995	0	47	16	95
1996	0	47	10	77
1997	0	47	16	95
1998	0	47	19	104
TOTALS	0	188	61	371

Others

	TD	PAT	FG	Pts.
2. James Wilhoit, 2003-06	0	148	59	325
3. John Becksvoort, 1991-94	0	161	52	317
4. Fuad Reveiz, 1981-84	0	101	71	314
5. Alex Walls, 1999-2002	0	133	53	292
6. Gene McEver, 1928-31	44	12	0	276
7. Stanley Morgan, 1973-76	39	1	0	236
8. James Stewart, 1991-94	39	0	0	234
9. George Hunt, 1969-71	0	107	32	203
10. Beattie Feathers, 1931-33	33	0	0	198

Season Field Goals

27	Fuad Reveiz	1982
24	Carlos Reveiz	1985
21	Daniel Lincoln	2007
20	Fuad Reveiz	1984
19	Jeff Hall	1998
19	Greg Burke	1990

Season Field Goal Percentage

.923 (12-13)	John Becksvoort	1993
.900 (18-20)	Alex Walls	2000
.871 (27-31)	Fuad Reveiz	1982
.870 (20-23)	Fuad Reveiz	1984
.867 (13-15)	Greg Burke	1989

Career Field Goals

71	Fuad Reveiz	1981-84
61	Jeff Hall	1995-98
59	James Wilhoit	2003-06
53	Alex Walls	1999-2001
52	John Becksvoort	1991-93

Career Field Goal Percentage

.779 (53-68)	Alex Walls	1999-2002
.747 (71-95)	Fuad Reveiz	1981-84
.727 (32-44)	Greg Burke	1989-90
.723 (34-47)	Carlos Reveiz	1984-86
.720 (59-82)	James Wilhoit	2003-06

Season Field Goals - Freshman

21	Daniel Lincoln	2007
17	James Wilhoit	2003
16	Jeff Hall	1995
15	John Becksvoort	1991
8	Alex Walls	1999

Season Field Goal Percentage - Freshman (Min. 5 made)

.727 (8-11)	Alex Walls	1999
.724 (21-29)	Daniel Lincoln	2007
.714 (15-21)	John Becksvoort	1991
.708 (17-24)	James Wilhoit	2003
.649 (16-25)	Jeff Hall	1995

Longest Field Goals

Yds.	Name	Opponent	Year	Yds.	Name	Opponent	Year
60	Fuad Reveiz	Georgia Tech	1982	52	Carlos Reveiz	Wake Forest	1985
57	Jimmy Gaylor	Kentucky	1977	51	James Wilhoit	Florida	2006
55	Fuad Reveiz	Kentucky	1982	51	James Wilhoit	Georgia	2004
55	Alan Duncan	Georgia Tech	1980	51	James Wilhoit	Florida	2003
55	Carlos Reveiz	Georgia Tech	1985	51	Alex Walls	LSU (SEC Champ)	2001
54	Fuad Reveiz	Memphis State	1982	51	Alex Walls	South Carolina	1999
54	Karl Kremser	Alabama	1968	51	John Becksvoort	Louisiana Tech	1993
53	John Becksvoort	Arkansas	1992	51	Greg Burke	Alabama	1990
53	Jeff Hall	Oklahoma State	1995	51	Phil Reich	Auburn	1987
53	Carlos Reveiz	Texas-El Paso	1986	51	Carlos Reveiz	Georgia Tech	1985
53	Alan Duncan	Duke	1978	51	George Hunt	Mississippi State	1971
53	George Shuford	Alabama	1961	51	Fuad Reveiz	Memphis State	1981
53	Buck Hatcher	Sewanee	1920	50	James Wilhoit	Florida	2004
52	Fuad Reveiz	Mississippi	1982	50	Jeff Hall	Kentucky	1995
52	Fuad Reveiz	Memphis State	1982	50	John Becksvoort	Penn State (Citrus)	1994
52	Fuad Reveiz	Louisiana State	1982	50	Fuad Reveiz	Kentucky	1982
52	Fuad Reveiz	Iowa State	1982	50	George Hunt	Auburn	1971
52	Fuad Reveiz	Maryland (Sun)	1984				

Quick Reference Records

Individual Career

Points—371, Jeff Hall 1995-98
 Touchdowns—44, Gene McEver 1928-31
 Consecutive Games with TD—11, Travis Stephens, Nov. 4, 2000-Nov. 3, 2001 (12 rush, 1 rec)
 Point-After-Touchdowns Attempted—194, Jeff Hall 1995-98
 Point-After-Touchdowns Made—188, Jeff Hall 1995-98
 Point-After-Touchdown Percentage (Min. 100 atts.)—100.0, John Becksvoort 1991-94 (161 of 161)
 Consecutive Point-After-Touchdowns Made—161, John Becksvoort 1991-94
 Two-Point Conversions Attempted—8, Condredge Holloway 1972-74
 Two-Point Conversions Made—3, Bobby Morton 1960-63; Condredge Holloway 1972-74
 Field Goals Attempted—95, Fuad Reveiz 1981-84
 Field Goals Made—71, Fuad Reveiz 1981-84
 Field-Goal Percentage—(Min. 50 made) 77.9, Alex Walls 1999-2002 (53 of 68); (Min. 70 made) 74.7, Fuad Reveiz 1981-84 (71 of 95)

*SEC Scoring Champion

‡Tied for SEC Scoring Champion

+NCAA Champion



Jeff Hall is Tennessee's career scoring leader with 371 points. His highest scoring season was his senior year in which he produced a then-school record 105 points.

Year-By-Year Leaders

Year	Name	TDs	FGs	PAT	Total
1950	Andy Kozar	11	0	0	66
1951	Herky Payne	14	0	0	84
1952	Andy Kozar	7	0	0	42
1953	Jimmy Wade	12	0	0	72
1954	Tom Tracy	4	0	7	31
1955	Johnny Majors	6	0	0	36
1956	Tommy Bronson	8	0	0	48
1957	Bobby Gordon	9	0	0	54
1958	Bill Majors, Carl Smith Murray Armstrong	2	0	0	12
1959	Gene Etter	4	0	3	27
1960	Glenn Glass	8	0	0	48
1961	Mallon Faircloth	6	0	0	36
1962	George Shuford	0	3	16	25
1963	Hal Wantland, Stan Mitchell Mallon Faircloth	4	0	0	24
1964	Hal Wantland	5	0	1	32
1965	David Leake	1	4	21	39
1966	Austin Denney	7	0	0	42
1967	Walter Chadwick	11	0	0	66
1968	Karl Kremser	0	6	28	46
1969	George Hunt	0	10	35	65
1970	George Hunt	0	10	42	72
1971	George Hunt	0	12	30	66
1972	Haskel Stanback	13	0	0	78
1973	Ricky Townsend	0	11	27	60
1974	Stanley Morgan	14	0	0	84
1975	Stanley Morgan	10	0	0	60
1976	Stanley Morgan	11	0	1	68
1977	Kelsey Finch	9	0	1	56
1978	Alan Duncan	0	13	26	65
1979	Alan Duncan	0	10	33	63
1980	Alan Duncan	0	8	28	52
1981	Fuad Reveiz	0	7	25	46
1982	Fuad Reveiz	0	27	20	101
1983	Fuad Reveiz	0	17	27	78
1984	Fuad Reveiz	0	20	29	89
1985	Carlos Reveiz	0	24	30	102
1986	William Howard	14	0	1	86
1987	Reggie Cobb	20	0	0	120
1988	Thomas Woods Chip McCallum	6	0	0	36
		0	7	15	36
1989	Greg Burke	0	13	36	75
1990	Greg Burke	0	19	50	107
1991	John Becksvoort	0	15	28	73
1992	John Becksvoort	0	16	35	83
1993	John Becksvoort	0	12	59	95
1994	James Stewart	14	0	0	84
1995	Jeff Hall	0	16	47	95
1996	Jeff Hall	0	10	47	77
1997	Jeff Hall	0	16	47	95
1998	Jeff Hall	0	19	47	104
1999	Alex Walls	0	8	35	59
2000	Alex Walls	0	18	39	93
2001	Alex Walls	0	15	39	84
2002	Jabari Davis	10	0	0	60
2003	James Wilhoit	0	17	41	92
2004	James Wilhoit	0	10	44	74
2005	James Wilhoit	0	14	21	63
2006	James Wilhoit	0	18	42	96
2007	Daniel Lincoln	0	21	52	115
2008	Daniel Lincoln	0	10	22	52

Quick Reference Records

Individual Game

Plays—44, Arian Foster vs. Vanderbilt 2005
Yards—294, Chuck Webb vs. Mississippi 1989

Individual Season

Plays—310, Travis Stephens 2001
Yards—1,721, Reggie Cobb 1987

Individual Career

Plays—740, Arian Foster, 2005-08
Yards—4,642, Stanley Morgan 1973-76

Career Yards

1. Stanley Morgan, WR/TB (1973-76), Easley, S.C.

Year	Plays	Rush	Rec	KOR	PR	IR	Total
1973	38	32	511	309	—	—	852
1974	180	723	234	375	255	—	1587
1975	159	809	13	63	284	—	1169
1976	135	388	317	136	193	—	1034
TOTALS	512	1,952	1,075	883	732	—	4,642

Others

	Plays	Rush	Rec	KOR	PR	IR	Total
2. Willie Gault, 1979-82	252	40	1,482	1,854	659	—	4,035
3. Arian Foster, 2005-08	740	2,964	742	174	—	—	3,880
4. James Stewart, 1991-94	585	2,890	463	—	—	—	3,353
5. Travis Henry, 1997-2000	577	3,078	98	—	—	—	3,176
6. Jamal Lewis, 1997-99	526	2,677	484	—	—	—	3,161
7. Johnnie Jones, 1981-84	543	2,852	220	—	—	—	3,072
8. Reggie Cobb, 1987-89	494	2,360	360	326	—	—	3,046
9. Cedric Houston, 2001-04	540	2,634	369	—	—	—	3,003
10. Peerless Price, 1995-98	177	127	2,289	480	4	—	2,900
11. George Cafego, 1937-39	335	1,589	—	391	883	—	2,863
12. Carl Pickens, 1989-91	161	11	1,875	777	135	50	2,848
13. Jay Graham, 1993-96	540	2,609	233	—	—	—	2,842
14. Joey Kent, 1993-96	185	-6	2,814	—	—	—	2,808
15. Thomas Woods, 1986-89	200	—	1,617	344	656	—	2,617

Season Yards

Name, Year	Plays	Rush	Rec	KOR	PR	IR	Total
1. Reggie Cobb, 1987	266	1,197	198	326	—	—	1,721
2. Arian Foster, 2007	287	1,193	340	117	—	—	1,650
3. Jamal Lewis, 1997	255	1,364	275	—	—	—	1,639
4. Travis Stephens, 2001	310	1,464	169	—	—	—	1,633
5. Jay Graham, 1995	292	1,438	160	—	—	—	1,598
6. Stanley Morgan, 1974	180	723	234	375	255	—	1,587
7. Willie Gault, 1981	84	16	479	606	381	—	1,482
8. Charlie Garner, 1993	177	1,161	81	139	—	—	1,381
9. Travis Henry, 2000	266	1,314	65	—	—	—	1,379
10. Johnnie Jones, 1984	242	1,290	86	—	—	—	1,376

Game Yards

Name (Opp. Year)	Plays	Rush	Rec	KOR	PR	IR	Total
1. Chuck Webb (Mississippi 89)	35	294	—	—	—	—	294
2. Willie Gault (Auburn 82)	16	5	174	23	23	—	273
3. Willie Gault (Vanderbilt 81)	6	—	217	—	51	—	268
4. Arian Foster (Vanderbilt 2005)	44	223	45	—	—	—	268
5. Stanley Morgan (Hawaii 75)	17	201	—	—	63	—	264
6. Kelley Washington (LSU 2001)	11	—	256	—	—	—	256
7. Tony Thompson (Miss. State 90)	23	248	5	—	—	—	253
8. Chuck Webb (Arkansas 90)	35	250	—	—	—	—	250
9. Johnnie Jones (Vanderbilt 83)	30	248	—	—	—	—	248
10. Jamal Lewis (Georgia 97)	25	232	15	—	—	—	247
11. Reggie Cobb (Auburn 89)	23	225	18	—	—	—	243
11. Johnnie Jones (Rutgers 83)	42	234	9	—	—	—	243
13. Peerless Price (Florida State 98)	6	—	199	43	—	—	242
14. Travis Stephens (Florida 2001)	21	226	11	—	—	—	237
15. Tony Thompson (Vanderbilt 90)	31	236	—	—	—	—	236

Year-By-Year Leaders

Year	Player	Plays	Rush	Rec	KOR	PR	IR	Total
1950	Bert Rechichar	59	126	205	40	349	95	815
1951	Hank Lauricella	117	881	—	116	—	—	997
1952	Andy Kozar	122	660	—	—	—	—	660
1953	Jimmy Wade	183	675	—	159	235	59	1,128
1954	Tom Tracy	124	794	9	99	—	—	902
1955	Johnny Majors	209	657	—	128	234	—	1,019
1956	Johnny Majors	124	549	—	135	86	—	770
1957	Bobby Gordon	198	526	—	271	231	12	1,040
1958	Bill Majors	173	294	—	252	108	—	654
1959	Bill Majors	133	232	—	135	175	62	604
1960	Glenn Glass	102	225	—	61	81	—	620
1961	Mallon Faircloth	135	475	—	142	50	—	667
1962	Mallon Faircloth	169	376	—	230	191	59	856
1963	Mallon Faircloth	156	652	—	248	136	—	1,036
1964	Hal Wantland	137	222	284	224	33	—	763
1965	Walter Chadwick	120	470	92	228	—	—	790
1966	Johnny Mills	48	—	725	—	—	—	725
1967	Walter Chadwick	158	645	178	22	—	—	845
1968	Richard Pickens	145	736	96	19	—	—	851
1969	Curt Watson	150	807	28	—	—	—	835
1970	Curt Watson	196	791	54	—	—	—	845
1971	Curt Watson	199	766	30	17	—	—	813
1972	Haskel Stanback	201	890	57	109	—	—	1,056
1973	Stanley Morgan	38	32	511	309	—	—	852
1974	Stanley Morgan	180	723	234	375	255	—	1,587
1975	Stanley Morgan	159	809	13	63	284	—	1,169
1976	Stanley Morgan	135	388	317	136	193	—	1,034
1977	Kelsey Finch	162	770	76	34	—	—	880
1978	Hubert Simpson	117	524	102	13	—	—	639
1979	Hubert Simpson	168	792	75	—	—	—	867
1980	Willie Gault	61	20	240	662	103	—	1,025
1981	Willie Gault	84	16	479	606	381	—	1,482
1982	Willie Gault	95	4	668	549	145	—	1,366
1983	Johnnie Jones	197	1,116	67	—	—	—	1,183
1984	Johnnie Jones	242	1,290	86	—	—	—	1,376
1985	Tim McGee	59	—	947	17	18	—	982
1986	Anthony Miller	72	64	667	522	—	—	1,253
1987	Reggie Cobb	266	1,197	198	326	—	—	1,721
1988	Anthony Morgan	38	20	138	580	—	—	738
1989	Chuck Webb	209	1,236	—	—	—	—	1,236
1990	Tony Thompson	224	1,261	66	—	—	—	1,327
1991	James Stewart	208	939	106	—	—	—	1,045
1992	Charlie Garner	159	928	25	—	—	—	953
1993	Charlie Garner	177	1,161	81	139	—	—	1,381
1994	James Stewart	187	1,028	147	—	—	—	1,175
1995	Jay Graham	292	1,438	160	—	—	—	1,598
1996	Joey Kent	69	3	1,080	—	—	—	1,083
1997	Jamal Lewis	255	1,364	275	—	—	—	1,639
1998	Peerless Price	79	25	920	389	-3	—	1,331
1999	Jamal Lewis	192	816	193	—	—	—	1,009
2000	Travis Henry	266	1,314	65	—	—	—	1,379
2001	Travis Stephens	310	1,464	169	—	—	—	1,633
2002	Cedric Houston	153	779	55	—	—	—	834
2003	Mark Jones	65	65	556	—	303	51	975
2004	Gerald Riggs Jr.	206	1,107	37	92	—	—	1,236
2005	Arian Foster	199	879	148	37	—	—	1,064
2006	Robert Meachem	77	3	1,298	12	16	—	1,329
2007	Arian Foster	287	1,193	340	117	—	—	1,650
2008	Dennis Rogan	42	—	—	698	62	38	798

Quick Reference Records

Individual Game

Punts—14, Craig Colquitt vs. Kentucky 1976
 Average (Min. 5)—53.0, Jimmy Colquitt vs. LSU 1982 and Auburn 1983 (both 5 punts for 265 yards)
 Longest Punt—100, A. H. Douglas vs. Clemson 1902
 Longest Punt (Modern)—81, Kent Elmore vs. Vanderbilt 1988

Individual Season

Punts—79, Craig Colquitt 1975
 Yards—3,183, Craig Colquitt 1975
 Average (Min. 25)—46.9, Jimmy Colquitt 1982 (45 for 2,110 yards)

Individual Career

Punts—240, Dustin Colquitt 2001-04
 Yards—10,216, Dustin Colquitt 2001-04
 Average (Min. 75 Punts)—43.9, Jimmy Colquitt 1981-84 (201 for 8,816 yards)

Game Punts

No.	Name	Opponent	Year
14	Craig Colquitt	Kentucky	1976
13	Herman Weaver	Georgia	1968
12	Hal Littleford	North Carolina	1948
11	Neil Clabo	Auburn	1973
11	Neil Clabo	Auburn	1974
11	Jimmy Colquitt	Kentucky	1983

Game Punting Average (Min. 5 punts)

Avg.	Name	Opponent	Year
53.0	Jimmy Colquitt	Auburn	1983
53.0	Jimmy Colquitt	Louisiana State	1982
52.3	Chris Hogue	Nebraska (Orange)	1997
52.0	Craig Colquitt	Oregon State	1977
51.7	Dustin Colquitt	South Carolina	2003
51.6	Tom Hutton	UCLA	1991
51.0	Jimmy Colquitt	Georgia Tech	1981

Longest Punts

Distance	Name	Opponent	Year
100	*A.H. Douglas	Clemson	1902
81	Kent Elmore	Vanderbilt	1988
79	Ed Palmer	Alabama	1934
79	Johnny Butler	Alabama	1940
78	Chris Hogue	Nebraska (Orange)	1997
78	Neil Clabo	Kentucky	1973
76	Beattie Feathers	Florida	1933
76	Hank Lauricella	Alabama	1951
75	Hank Lauricella	Mississippi	1950
74	Joey Chapman	Pacific	1990
74	Bill Majors	Auburn	1958
74	Bobby Gordon	Vanderbilt	1956

*Field was 110 yards long.

Season Punting (Min. 40 punts)

Name, Year	No.	Yds.	Avg.
1. Jimmy Colquitt, 1982	46	2,156	46.9
2. Dustin Colquitt, 2003	68	3,081	45.3
3. Craig Colquitt, 1977	66	2,969	45.0
4. Britton Colquitt, 2006	46	2,066	44.9
5. Kent Elmore, 1988	41	1,818	44.3
6. Jimmy Colquitt, 1981	58	2,543	43.8
7. Ron Widby, 1966	48	2,104	+43.8
8. Dustin Colquitt, 2002	65	2,833	43.6
9. Neil Clabo, 1973	56	2,439	43.6
10. Britton Colquitt, 2008	42	1,821	43.4
11. Neil Clabo, 1974	64	2,757	43.1

+ NCAA statistical champion

Career Punting

1. Jimmy Colquitt, P (1981-84), Knoxville

	No.	Yds.	Avg.
1981	58	2,543	43.8
1982	46	2,156	46.9
1983	58	2,437	42.0
1984	39	1,680	43.1
TOTALS	201	8,816	43.9

Others

	No.	Yds.	Avg.
2. Britton Colquitt, 2005-2008	209	8,897	42.569
3. Dustin Colquitt, 2001-04	240	10,216	42.566
4. Craig Colquitt, 1975-77	204	8,662	42.5
5. Ron Widby, 1964-66	142	6,002	42.3
6. Kent Elmore, 1986-88	86	3,631	42.2
7. Neil Clabo, 1972-74	179	7,468	41.7
8. Tom Hutton, 1991-94	180	7,329	40.7
9. David Leaverton, 1997-2000	180	7,313	40.6
10. Bob Garmon, 1984-87	133	5,398	40.6
11. George Canale, 1960-62	111	4,497	40.5
12. Herman Weaver, 1967-69	181	7,263	40.1

Year-By-Year Leaders

Year	Name	No.	Yds.	Avg.
1950	Hank Lauricella	63	2,292	36.4
1951	Hank Lauricella	43	1,494	34.7
1952	Pat Shires	54	1,911	35.4
1953	Jimmy Wade	36	1,115	30.9
1954	Bobby Brengle	30	1,275	42.5
1955	Johnny Majors	39	1,511	38.7
1956	Johnny Majors	26	1,119	43.0
1957	Bobby Gordon	40	1,707	42.7
1958	Bill Majors	49	1,739	35.5
1959	Gene Etter	38	1,592	41.9
1960	Bill Majors	30	1,166	38.9
1961	George Canale	32	1,195	37.3
1962	George Canale	53	2,218	41.8
1963	Jackie Cotton	29	995	34.3
1964	Ron Widby	74	3,042	41.1
1965	Jackie Cotton	43	1,526	35.5
1966	Ron Widby	38	2,104	+43.8
1967	Herman Weaver	54	2,080	38.5
1968	Herman Weaver	74	2,986	40.4
1969	Herman Weaver	53	2,197	41.2
1970	Bobby Majors	61	2,230	36.3
1971	Bobby Majors	67	2,549	38.0
1972	Neil Clabo	59	2,272	38.5
1973	Neil Clabo	56	2,439	43.6
1974	Neil Clabo	64	2,757	43.1
1975	Craig Colquitt	79	3,183	40.3
1976	Craig Colquitt	59	2,510	42.3
1977	Craig Colquitt	66	2,969	45.0
1978	Dale Schneitman	57	2,296	40.3
1979	John Warren	52	2,106	40.5
1980	John Warren	58	2,327	40.1
1981	Jimmy Colquitt	58	2,543	43.8
1982	Jimmy Colquitt	46	2,156	46.9
1983	Jimmy Colquitt	58	2,437	42.0
1984	Jimmy Colquitt	39	1,680	43.1
1985	Bob Garmon	53	2,074	39.1
1986	Bob Garmon	43	1,810	42.1
1987	Bob Garmon	35	1,440	41.1
1988	Kent Elmore	41	1,818	44.3
1989	Kent Elmore	43	1,727	40.2
1990	Joey Chapman	45	1,885	41.9
1991	Tom Hutton	32	1,341	41.9
1992	Tom Hutton	64	2,632	41.4
1993	Tom Hutton	40	1,584	39.2
1994	Tom Hutton	44	1,772	40.3
1995	Larry Binion	42	1,509	35.9
1996	Larry Binion	49	1,961	40.0
1997	Chris Hogue	42	1,665	39.4
1998	David Leaverton	56	2,178	38.9
1999	David Leaverton	57	2,427	42.6
2000	David Leaverton	59	2,415	40.9
2001	Dustin Colquitt	51	2,020	39.6
2002	Dustin Colquitt	65	2,833	43.6
2003	Dustin Colquitt	68	3,081	45.3
2004	Dustin Colquitt	56	2,282	40.8
2005	Britton Colquitt	59	2,431	41.2
2006	Britton Colquitt	46	2,066	44.9
2007	Britton Colquitt	62	2,579	41.6
2008	Britton Colquitt	42	1,821	43.4

+NCAA statistical champion.

Quick Reference Records

Individual Game

Returns—7, Jerry Smith vs. Auburn 1964; Bobby Majors vs. Georgia 1969 and South Carolina 1970; Eddie Brown vs. Wake Forest 1972; Terry Fair vs. Vanderbilt 1996 and Auburn 1997; Eric Parker vs. Vanderbilt 1999 and Syracuse 2001; Dennis Rogan vs. South Carolina 2008

Yards—157, Terry Fair vs. Auburn 1997

Touchdowns—1, by several

Longest Return—100, Bert Rechichar vs. Washington & Lee 1950

Individual Season

Returns—42, Bobby Majors 1971; Eddie Brown 1972

Yards—457, Bobby Majors 1969

Average (Min. 1.2 per game)—*25.9, Bill Blackstock 1951 (12 for 311 yards)

Touchdowns—2, Bobby Majors 1969 and 1971; Eddie Brown 1973; Stanley Morgan 1975; Terry Fair 1996

Individual Career

Returns—117, Bobby Majors 1969-71

Yards—1,163, Bobby Majors 1969-71

Average (Min. 50)—14.7, Bert Rechichar 1949-51 (55 for 808 yards)

Longest Returns

Distance	Name	Opponent	Year
100	Bert Rechichar	Washington & Lee	1950
95	Jimmy Elmore	Carson-Newman	1926
90	Harold Payne	Duke	1949
89	Roland James	Vanderbilt	1979
86	Terry Fair	Arkansas	1996
86	Terry Fair	UCLA	1996
86	Bill Bone	Emory & Henry	1924
85	Eddie Brown	Georgia	1973
85	Buist Warren	Mississippi	1938
85	George Canale	North Carolina	1960
82	Thomas Woods	Washington State	1988
80	Bob Brengle	North Carolina	1954
79	Johnny Majors	Chattanooga	1954
78	Eddie Brown	Vanderbilt	1973
78	Walter Slater	North Carolina	1946
77	Shawn Summers	Cincinnati	1992
75	Deke Brackett	NY Charity	1931

Season Average (Min. 10 returns)

Name, Year	Avg.
Bill Blackstock, 1951	+25.9
Walter Slater, 1941	+20.4
Nilo Silvan, 1994	18.1
George Canale, 1960	17.6
Bert Rechichar, 1950	17.5
Mark Jones, 2003	15.1

Season Returns

Name, Year	No.
Bobby Majors, 1971	42
Eddie Brown, 1972	42
Bobby Majors, 1970	38
Bobby Majors, 1969	37
Hal Littleford, 1948	36
Eric Parker, 2000	35
Eddie Brown, 1973	31
Willie Gault, 1981	31
Shawn Summers, 1992	30

Season Yards

Name, Year	Yards
Bobby Majors, 1969	457
Hal Littleford, 1948	448
Bobby Majors, 1971	437
Eddie Brown, 1972	429
Terry Fair, 1996	400
Eric Parker, 1999	387
Willie Gault, 1981	381
Dale Carter, 1990	381
Stanley Morgan, 1974	375
Eddie Brown, 1973	359
Eric Parker, 2000	352
Bert Rechichar, 1950	349
Shawn Summers, 1992	342
Bill Blackstock, 1951	311

Career Average (Min. 30 returns)

Name, Years	Avg.
Burt Rechichar, 1949-51	14.7
Terry Fair, 1994-97	14.1
Bobby Brengle, 1952-54	13.2
George Canale, 1960-62	12.4
Johnny Majors, 1954-56	12.2

Career Returns

Name, Years	No.
Bobby Majors, 1969-71	117
Eric Parker, 1998-2001	103
Shawn Summers, 1992-95	84
Hal Littleford, 1947-49	79
Willie Gault, 1979-82	78
Jerry Smith, 1964-66	74
Eddie Brown, 1971-73	74
Stanley Morgan, 1973-76	74
Jonathan Hefney, 2004-07	67
Thomas Woods, 1986-89	60
Bert Rechichar, 1949-50	55

Career Yards

Name, Years	Yards
Bobby Majors, 1969-71	1,163
Shawn Summers, 1992-95	942
Eric Parker, 1998-2001	920
George Cafego, 1937-39	883
Hal Littleford, 1947-49	880
Stanley Morgan, 1973-76	852
Bert Rechichar, 1949-51	808
Eddie Brown, 1971-73	788
Terry Fair, 1994-97	745
Willie Gault, 1979-82	659

+ NCAA statistical champion.

Year-By-Year Leaders

Year	Name	Returns	Yds	Avg
1950	Bert Rechichar	20	349	17.5
1951	Bill Blackstock	12	311	25.9
1952	Bobby Brengle	24	241	10.0
1953	Jimmy Wade	18	235	13.0
1954	Bobby Brengle	14	192	13.7
1955	Johnny Majors	21	234	11.1
1956	Johnny Majors	10	86	8.6
1957	Bobby Gordon	22	231	10.5
1958	Bill Majors	15	108	7.2
1959	Bill Majors	22	175	8.0
1960	George Canale	10	176	17.6
1961	George Canale	14	108	7.8
1962	Mallon Faircloth	20	191	9.6
1963	Mallon Faircloth	12	136	11.3
1964	Jerry Smith	24	193	8.0
1965	Jerry Smith	27	262	9.7
1966	Jerry Smith	23	148	6.4
1967	Bill Baker	21	232	11.0
1968	Bill Baker	29	305	10.5
1969	Bobby Majors	37	457	12.1
1970	Bobby Majors	38	269	7.0
1971	Bobby Majors	42	437	10.1
1972	Eddie Brown	42	429	10.2
1973	Eddie Brown	31	359	11.6
1974	Stanley Morgan	29	375	12.9
1975	Stanley Morgan	20	284	14.2
1976	Stanley Morgan	25	193	7.7
1977	Jeff Moore	12	32	2.7
1978	Robert Malone	11	117	10.6
1979	Roland James	19	243	12.8
1980	Willie Gault	21	103	4.9
1981	Willie Gault	31	381	12.3
1982	Willie Gault	20	145	7.3
1983	Tim McGee	21	192	9.1
1984	Andre Creamer	12	117	9.8
1985	Andre Creamer	22	149	6.8
1986	Thomas Woods	18	203	11.3
1987	Andre Creamer	17	120	7.1
1988	Thomas Woods	18	185	10.3
1989	Thomas Woods	14	126	9.0
1990	Dale Carter	29	381	13.1
1991	Dale Carter	24	141	5.9
1992	Shawn Summers	30	342	11.4
1993	Shawn Summers	18	255	14.2
1994	Nilo Silvan	15	272	18.1
1995	Shawn Summers	18	171	9.5
1996	Terry Fair	29	400	13.8
1997	Terry Fair	19	272	14.3
1998	Eric Parker	17	116	6.8
1999	Eric Parker	41	387	9.4
2000	Eric Parker	35	352	10.1
2001	Rashad Baker	26	237	9.1
2002	Mark Jones	26	240	9.2
2003	Mark Jones	20	303	15.1
2004	Jonathan Hefney	23	115	5.0
2005	Jonathan Hefney	13	149	11.5
2006	Jonathan Hefney	17	206	12.1
2007	Dennis Rogan	17	165	9.7
2008	Gerald Jones	15	150	10.0

+NCAA statistical champion.

Quick Reference Records

Individual Game

Returns—7, Willie Gault vs. Southern California 1981
 Yards—207, LaMarcus Coker vs. Florida 2007
 Touchdowns—1, by several
 Longest Return—100, Willie Gault vs. Pittsburgh 1980; Pete Panuska vs. Maryland 1984; Peerless Price vs. Alabama 1998; Leonard Scott vs. Georgia 1999

Individual Season

Returns—28, Willie Gault 1981
 Yards—698, Dennis Rogan 2008
 Touchdowns—*3, Willie Gault 1980

Individual Career

Returns—78, Willie Gault 1979-82
 Yards—1854, Willie Gault 1979-82
 Average (Min. 12)—32.6, George Cafego 1937-39 (12 for 391 yards)
 Touchdowns—4, Willie Gault 1979-82

Longest Returns

Distance	Name	Opponent	Year
100	Leonard Scott	Georgia	1999
100	Peerless Price	Alabama	1998
100	Pete Panuska	Maryland*	1984
100	Willie Gault	Pittsburgh	1980
98	Gene McEver	Alabama	1928
98	Henry Krouse	North Carolina	1934
98	Gary Moore	Auburn	1979
96	Willie Gault	LSU	1982
94	Buddy Hackman	Washington & Lee	1928
94	Mallon Faircloth	Chattanooga	1963
94	Willie Gault	Vanderbilt	1980
93	Glenn Glass	Vanderbilt	1961
93	Carl Pickens	LSU	1989
92	Willie Gault	Kentucky	1980
91	Dale Carter	Florida	1990
91	Buster Stephens	Kentucky	1944
90	Gene McEver	Centre	1929

*Bowl game

Season Average (Min. 10 returns)

Name, Year	Avg.
Dale Carter, 1990	29.82
Randall Morris, 1983	29.80
Dennis Rogan, 2007	29.5
Billy Williams, 1993	28.4
Peerless Price, 1998	27.8

Season Returns

Name, Year	No.
Dennis Rogan, 2008	28
Willie Gault, 1981	28
Dale Carter, 1991	27
Ronald Davis, 1992	27
Leonard Scott, 2000	27
Carl Pickens, 1989	26
Corey Larkins, 2002	26
Leonard Scott, 2001	25
Willie Gault, 1980	24
Anthony Miller, 1986	24
Anthony Morgan, 1988	24

Season Yards

Name, Year	Yards
Dennis Rogan, 2008	698
Willie Gault, 1980	662
Leonard Scott, 2000	636
Dale Carter, 1991	623
Corey Larkins, 2002	611
Willie Gault, 1981	606
Carl Pickens, 1989	594
Anthony Morgan, 1988	580
Ronald Davis, 1992	579
LaMarcus Coker, 2007	560
Willie Gault, 1982	549
Leonard Scott, 1999	540
Leonard Scott, 2001	522

Career Average (Min. 20 returns)

Name, Years	Avg.
Mallon Faircloth, 1961-63	28.2
Dale Carter, 1990-91	25.7
Dennis Rogan, 2007-Present	25.7
LaMarcus Coker, 2006-07	24.7
Gary Moore, 1977-79	24.3
Billy Williams, 1993-94	24.1

Career Returns

Name, Years	No.
Willie Gault, 1979-82	78
Leonard Scott, 1999-2002	77
Corey Larkins, 2001-04	63
Dale Carter, 1990-91	44
Dennis Rogan, 2007-Present	42
Gary Moore, 1977-79	41
Stanley Morgan, 1973-76	37
Anthony Morgan, 1988-90	37
Carl Pickens, 1989-91	35
LaMarcus Coker, 2006-07	30
Billy Williams, 1993-94	30

Career Yards

Name, Years	Yards
Willie Gault, 1979-82	1,854
Leonard Scott, 1999-2002	1,788
Corey Larkins, 2001-04	1,307
Dale Carter, 1990-91	1,130
Dennis Rogan, 2007-Present	1,081
Gary Moore, 1977-79	996
Anthony Morgan, 1988-90	862
Carl Pickens, 1989-91	777
Stanley Morgan, 1973-76	763
LaMarcus Coker, 2006-07	740
Billy Williams, 1993-94	722
Mark Levine, 1995-97	639
Mallon Faircloth, 1961-63	620
Lucas Taylor, 2005-Pres.	546
Anthony Miller, 1986	522
Dale Carter, 1990	507

+ NCAA statistical champion.

Year-By-Year Leaders

Year	Name	Returns	Yds	Avg
1950	Jimmy Hahn	7	165	23.6
1951	Hank Lauricella	6	116	19.3
1952	Ed Godzak	4	124	31.0
1953	Jimmy Wade	7	159	22.7
1954	Tom Tracy	5	99	19.8
1955	Johnny Majors	5	128	25.6
1956	Johnny Majors	6	135	22.5
1957	Bobby Gordon	9	271	30.1
1958	Bill Majors	10	252	25.2
1959	Bill Majors	6	135	22.5
1960	Gene Etter	6	146	24.3
1961	Glenn Glass	4	186	46.5
1962	Mallon Faircloth	9	230	24.4
1963	Mallon Faircloth	7	248	35.4
1964	Hal Wantland	10	224	22.4
1965	Walter Chadwick	10	228	22.8
1966	Richmond Flowers	7	151	21.6
1967	Richmond Flowers	8	173	21.6
1968	Lanny Pearce	9	206	22.9
1969	Richard Callaway	8	146	18.0
1970	Lester McClain	8	168	21.0
1971	Bobby Majors	8	245	30.1
1972	Haskel Stanback	7	109	15.6
1973	Stanley Morgan	14	309	22.1
1974	Paul Careathers	18	375	20.8
1975	Jeff Moore	19	333	17.5
1976	Stanley Morgan	6	136	22.7
1977	Gary Moore	14	376	26.9
1978	Robert Malone	15	293	19.5
1979	Gary Moore	17	363	21.4
1980	Willie Gault	24	662	27.6
1981	Willie Gault	28	606	21.6
1982	Willie Gault	23	549	23.9
1983	Randall Morris	15	447	29.8
1984	Wesley Pryor	9	201	22.3
1985	Pete Panuska	11	218	19.8
1986	Anthony Miller	24	522	21.7
1987	Reggie Cobb	16	326	20.4
1988	Anthony Morgan	24	580	24.2
1989	Carl Pickens	26	594	22.8
1990	Dale Carter	17	507	29.8
1991	Dale Carter	27	623	23.1
1992	Ronald Davis	27	579	21.4
1993	Billy Williams	13	369	28.4
1994	Billy Williams	17	353	20.8
1995	Shawn Summers	12	269	22.4
1996	Mark Levine	17	431	25.4
1997	Dwayne Goodrich	13	282	21.7
1998	Peerless Price	14	389	27.8
1999	Leonard Scott	20	540	27.0
2000	Leonard Scott	27	636	23.6
2001	Leonard Scott	25	552	20.9
2002	Corey Larkins	26	611	23.5
2003	Corey Larkins	19	387	20.4
2004	Corey Larkins	14	241	17.2
2005	Lucas Taylor	19	428	22.5
2006	LaMarcus Coker	9	180	20.0
2007	LaMarcus Coker	21	560	26.7
2008	Dennis Rogan	28	698	24.9

+NCAA statistical champion

Quick Reference Records

Individual Game

Returns—10, Willie Gault vs. Memphis State 1981
 Yards—210, Dale Carter vs. Kentucky 1990
 Touchdowns—1, by several

Individual Season

Returns—59, Willie Gault 1981
 Yards—987, Willie Gault 1981
 Touchdowns—3, Willie Gault 1980

Individual Career

Returns—156, Willie Gault 1979-82
 Yards—2,513, Willie Gault 1979-82
 Average (Min. 60)—16.8, George Cafego 1937-39 (76 for 1,274 yards)
 Touchdowns—5, Willie Gault 1979-82

Season Kick Returns

Name, Year	Punts		KO		Total		Avg
	No.	Yds.	No.	Yds.	No.	Yds.	
1. Willie Gault, 1981	31	381	28	606	59	987	16.7
2. Dale Carter, 1990	29	381	17	507	46	888	19.3
3. Willie Gault, 1980	21	103	24	662	45	765	17.0
4. Dale Carter, 1991	24	141	27	623	51	764	15.0
5. Dennis Rogan, 2008	13	62	28	698	41	760	18.5
6. Willie Gault, 1982	20	145	23	549	46	694	15.1
7. Bobby Majors, 1971	42	437	8	245	50	682	13.6
8. Corey Larkins, 2002	3	44	26	611	29	655	22.6
9. Carl Pickens, 1989	4	46	26	594	30	640	21.3
10. Leonard Scott, 2000	—	—	27	636	27	636	23.6
11. Anthony Morgan, 1988	—	—	24	580	24	580	24.2

Career Kick Returns

1. Willie Gault, WR (1979-82), Griffin, Ga.

	Punts		KO		Total		Avg.
	No.	Yds.	No.	Yds.	No.	Yds.	
1979	6	30	3	37	9	67	7.4
1980	21	103	24	662	45	765	17.0
1981	31	381	28	606	59	987	16.7
<u>1982</u>	<u>20</u>	<u>145</u>	<u>23</u>	<u>549</u>	<u>43</u>	<u>694</u>	<u>16.1</u>
TOTALS	78	659	78	1854	156	2,513	16.1

Others	Punts		KO		Total		Avg
	No.	Yds.	No.	Yds.	No.	Yds.	
2. Leonard Scott, 1999-2002	—	—	77	1,788	77	1,788	23.2
3. Dale Carter, 1990-91	53	522	44	1,130	97	1,652	17.0
4. Stanley Morgan, 1973-76	74	852	37	763	111	1,615	14.5
5. Bobby Majors, 1969-71	117	1,163	16	367	133	1,530	11.5
6. Dennis Rogan, 2007-Present	30	227	42	1,081	72	1,308	18.2
7. Shawn Summers, 1992-95	84	942	16	366	100	1,308	13.1
8. Corey Larkins, 2001-04	---	---	63	1,307	63	1,307	20.7
9. George Cafego, 1937-39	64	883	12	391	76	1,274	16.8
10. Hal Littleford, 1947-49	79	880	14	310	93	1,190	12.8
11. Bert Rechichar, 1949-51	55	808	8	195	63	1,003	15.9
12. Thomas Woods, 1986-89	60	656	16	344	76	1,000	11.8

Year-By-Year Leaders - Kickoff Return and Punt Yards Combined

Year	Name	Punt	KOR	Total
		Yards	Yards	
1970	Bobby Majors	269	0	269
1971	Bobby Majors	437	245	682
1972	Eddie Brown	429	16	445
1973	Eddie Brown	359	43	402
1974	Stanley Morgan	375	255	630
1975	Stanley Morgan	284	63	347
1976	Stanley Morgan	193	136	329
1977	Gary Moore	0	376	376
1978	Robert Malone	117	293	410
1979	Gary Moore	0	363	363
1980	Willie Gault	103	662	765
1981	Willie Gault	381	606	987
1982	Willie Gault	145	549	694
1983	Randall Morris	0	477	477
1984	Wesley Pryor	0	201	201
1985	Pete Panuska	0	218	218
1986	Anthony Miller	0	522	522
1987	Terence Cleveland	14	329	343
1988	Anthony Morgan	0	580	580
1989	Carl Pickens	46	594	640
1990	Dale Carter	381	507	888
1991	Dale Carter	141	623	764
1992	Ronald Davis	0	579	579
1993	Billy Williams	15	369	384
1994	Nilo Silvan	272	340	612
1995	Shawn Summers	171	269	440
1996	Terry Fair	400	57	457
1997	Terry Fair	272	30	302
1998	Peerless Price	-3	389	386
1999	Leonard Scott	0	540	540
2000	Leonard Scott	0	636	636
2001	Leonard Scott	0	522	522
2002	Corey Larkins	44	611	655
2003	Corey Larkins	0	387	387
2004	Corey Larkins	1	241	242
2005	Lucas Taylor	80	428	508
2006	Jonathan Hefney	206	32	238
2007	LaMarcus Coker	0	560	560
2008	Dennis Rogan	62	698	760

Quick Reference Records

Individual Game

Interceptions—3, Bob Lund vs. North Carolina 1948; J.W. Sherrill vs. Kentucky 1949; Albert Dorsey vs. Alabama 1967; Bill Young vs. Rice 1968; Tim Priest vs. Alabama 1970; Chris White vs. UCLA 1985; Preston Warren vs. Boston College 1988; Deon Grant vs. Auburn 1999

Yards—100, Ray Martin vs. Louisville 1953

Touchdowns—1, by several

Longest Return—100, Ray Martin vs. Louisville 1953

Longest In-Air Fumble Return—107, J. A. Caldwell vs. Sewanee 1905

Individual Season

Interceptions—10, Bobby Majors 1970

Yards—265, Eric Berry, 2008

Touchdowns—2, Bud Sherrod 1949; Jim Cartwright 1959; Jackie Walker 1970 and 1971; Preston Warren 1988

Individual Career

Interceptions—18, Tim Priest 1968-70

Yards—487, Eric Berry 2007-Present

Touchdowns—*5, Jackie Walker 1969-71

Longest Interception Returns

Yds	Name	Opponent	Year
100	Ray Martin	Louisville	1953
99	Morris Vowell	Sewanee	1916
96	Eric Berry	Florida	2007
96	Art Reynolds	Memphis State	1972
90	Shaun Ellis	Auburn	1998
90	Roland James	Mississippi	1978
84	Roger Urbano	Maryland	1956
83	Danny Jeffries	South Carolina	1971
79	Charles Vaughan	Vanderbilt	1933
78	Jabari Greer	Kansas St.	2000
76	John Bill Hudson	Kentucky	1962
75	Walter Slater	Boston College	1946
*74	Eddie Brown	Kansas	1973
72	Eddie Brown	South Carolina	1971
71	Gordon Turnage	Tulsa	1971
*71	Mike Jones	Kentucky	1967
70	Antonio Reynolds	La.-Lafayette	2007
70	Cotton Letner	Vanderbilt	1960
70	Elvin Butcher	Mississippi	1926

Season Interceptions

No.	Name, Year	Yds.	TDs
10	Bobby Majors, 1970	177	0
9	Deon Grant, 1999	167	1
9	+Chris White, 1985	168	1
9	Tim Priest, 1970	174	0
9	Bill Young, 1968	53	0
9	J.W. Sherrill, 1949	55	0
7	Eric Berry, 2008	265	2
7	Roland James, 1978	126	1
7	Conrad Graham, 1972	72	1
7	Tim Priest, 1969	116	1
7	Mike Jones, 1967	150	0
7	Bert Rechichar, 1950	95	1

+NCAA statistical champion

Season Return Yardage

Yds.	Name, Year
265	Eric Berry, 2008
222	Eric Berry, 2007
177	Bobby Majors, 1970
174	Tim Priest, 1970
168	Chris White, 1985
167	Deon Grant, 1999

Career Interceptions

1. Tim Priest, DB (1968-70), Huntingdon

	No.	Yds.	TDs
1968	2	15	0
1969	7	116	1
<u>1970</u>	<u>9</u>	<u>174</u>	<u>0</u>
TOTALS	18	305	1

Others

	No.	Yds.	TDs
2. Mike Jones, 1967-69	16	305	1
3. Conrad Graham, 1970-72	15	293	3
Bill Young, 1966-69	15	158	1
5. Deon Grant, 1997-99	14	246	1
6. Bobby Majors, 1969-71	13	236	0
Charles Davis, 1983-86	13	194	1
DeRon Jenkins, 1992-95	13	51	0
9. Eric Berry, 2007-Present	12	487	3
Dwayne Goodrich, 1996-99	12	134	2
Terry Fair, 1994-97	12	119	0
11. Jackie Walker, 1969-71	11	281	5
Rashad Baker, 2000-03	11	109	0
13. J.W. Sherrill, 1948-50	10	177	0
Eddie Brown, 1971-73	10	244	1
Roland James, 1976-79	10	189	1
Jason Parker, 1992-96	10	132	0
Jonathan Hefney, 2004-07	10	139	0

Career Return Yardage

Yds.	Name, Year
487	Eric Berry, 2007-Present
305	Tim Priest, 1968-70
305	Mike Jones, 1967-69
293	Conrad Graham, 1970-72
281	Jackie Walker, 1969-71
246	Deon Grant, 1997-99
244	Eddie Brown, 1971-73
236	Bobby Majors, 1969-71

Other Returns

Longest Fumble Return for TD

Distance	Name	Opponent	Year
*107	John Caldwell	Sewanee	1905
96	Darrin Miller	Iowa	1987
87	Carl Johnson	Kentucky	1971
81	Julian Battle	Notre Dame	2001
76	Conrad Graham	Penn State	1971
75	Clarence McCollum	North Carolina	1908

*Field was 110 yards long.

Longest Blocked FG Return for TD

Distance	Name	Opponent	Year
95	James Elmore	Carson-Newman	1926
90	Tyrone Hines	South Carolina	1995
85	Floyd Miley	Notre Dame	1991

Year-By-Year Leaders

Year	Name	No.	Per gm*	Yds.
1950	Bert Rechichar	7	--	95
1951	Jimmy Wade	2	--	49
1952	Hugh Garner	2	--	43
1953	Bobby Brengle	2	--	64
1954	Pat Oleksiak	6	--	99
1955	Lon Herzbrun	3	--	36
1956	Bobby Urbano	2	--	92
1957	Bobby Gordon	2	--	12
1958	Ray Brann	2	--	40
1959	Jim Cartwright	4	--	118
1960	Bill Majors	2	--	78
1961	Mike Lucci	3	--	56
1962	Mallon Faircloth	5	--	59
1963	Hal Wantland	3	--	45
1964	Tom Fisher	3	--	35
1965	Bob Petrella	4	--	87
1966	Harold Stancell	3	--	33
1967	Mike Jones	7	--	150
1968	Bill Young	9	--	53
1969	Tim Priest	7	--	116
1970	Bobby Majors	10	0.91	177
1971	Conrad Graham	5	0.46	148
1972	Conrad Graham	7	0.64	72
1973	Eddie Brown	5	0.46	105
1974	Hank Walter	3	0.30	31
1975	Eddy Powers	4	0.40	43
1976	Thomas Rowsey	4	0.36	81
	Russ Williams	4	0.36	57
1977	Thomas Rowsey	3	0.33	31
1978	Roland James	7	0.70	126
1979	Danny Martin	5	0.45	39
1980	Danny Martin	2	0.18	26
	Greg Gaines	2	0.18	8
1981	Bill Bates	4	0.36	0
1982	Carlton Peoples	5	0.45	27
1983	Charles Davis	4	0.36	37
1984	Charles Davis	2	0.25	37
1985	Chris White	9+	0.82	168
1986	Charles Davis	4	0.40	97
1987	Kelly Ziegler	3	0.25	28
1988	Preston Warren	5	0.45	115
1989	Carl Pickens	4	0.36	50
1990	Dale Carter	5	0.42	106
1991	Dale Carter	4	0.36	37
1992	Jason Parker	4	0.36	55
1993	DeRon Jenkins	5	0.46	13
1994	Ronald Davis	2	0.28	0
1995	DeRon Jenkins	4	0.36	33
1996	Terry Fair	4	0.40	94
1997	Terry Fair	5	0.42	1
1998	Deon Grant	5	0.42	79
1999	Deon Grant	9+	0.82	167+
2000	Steven Marsh	2	0.18	17
2001	Rashad Baker	4	0.33	82
2002	Rashad Baker	3	0.45	0
2003	Gibril Wilson	3	0.30	1
2004	Corey Campbell	4	0.31	1
2005	Jonathan Hefney	3	0.27	63
2006	Jonathan Hefney	5	0.38	75
2007	Eric Berry	5	0.36	222
2008	Eric Berry	7	0.58	265

+NCAA statistical leader.

*NCAA began compiling per-game averages in 1970.

Quick Reference Records

Individual Game

Total Hits—28, Tom Fisher vs. Auburn 1964 (21 tackles, 7 assists)
 Primary Tackles—21, Tom Fisher vs. Auburn 1964
 Assists—13, Lavoisier Fisher vs. Auburn 1984
 Sacks—4, Reggie White vs. Citadel 1983
 Fumbles Forced—3, Al Wilson vs. Florida 1998
 Fumbles Recovered—2, by 12 players, most recent Eric Westmoreland vs. Wyoming 1999

Individual Season

Total Hits—194, Andy Spiva 1976 (134 tackles, 60 assists)
 Primary Tackles—134, Andy Spiva 1976
 Assists—90, Jamie Rotella 1972
 Tackles for Loss—25, Leonard Little 1995 (14 TFLs, 11 sacks)
 Tackles for Loss (Excluding Sacks)—14, Leonard Little 1995
 Sacks—15, Reggie White 1983
 Quarterback Pressures (from 1995)—21, Steve White 1995; Parys Haralson 2004
 Fumbles Forced—7, Andy Spiva 1975
 Fumbles Recovered—5, Greg Gaines 1980

Individual Career

Total Hits—547, Andy Spiva 1973-76 (354 tackles, 193 assists)
 Primary Tackles—354, Andy Spiva 1973-76
 Assists—193, Andy Spiva 1973-76
 Tackles for Loss—53, Leonard Little 1995-97 (25 TFLs, 28 sacks)
 Tackles for Loss (Excluding Sacks)—34, Eric Westmoreland 1996, 1998-2000
 Sacks—32, Reggie White 1980-83
 Quarterback Pressures (from 1995)—49, Will Overstreet 1998-2001
 Fumbles Forced—14, Andy Spiva 1973-76
 Fumbles Recovered—8, Conrad Graham 1970-72; Scott Galyon 1992-95

Game Records

Primary Tackles

21	Tom Fisher vs. Auburn	1964
19	Keith DeLong vs. Alabama	1988
19	Greg Jones vs. Vanderbilt	1977
18	Darryl Hardy vs. Alabama	1989
17	Kelly Ziegler vs. Boston College	1987
17	Greg Jones vs. Alabama	1976
16	Lemont Holt Jeffers vs. Alabama	1981

Tackle Assists

13	Lavoisier Fisher vs. Auburn	1984
13	Carl Zander vs. Pittsburgh	1983
13	Alvin Toles vs. Mississippi	1983
13	Danny Jenkins vs. California	1977
12	Mike Cofer vs. Georgia	1981

Total Hits

28	Tom Fisher vs. Auburn	1964
25	Greg Jones vs. Vanderbilt	1977
25	Greg Jones vs. Alabama	1976
25	Andy Spiva vs. Vanderbilt	1975
24	Kelly Ziegler vs. Boston College	1987
24	Lemont Holt Jeffers vs. Auburn	1981
24	Andy Spiva vs. Kentucky	1976
23	Keith DeLong vs. Alabama	1988
22	Andy Spiva vs. Florida	1976
22	Ray Nettles vs. Alabama	1971

Quarterback Sacks

4 Reggie White vs. Citadel, 1983
 3 Jerod Mayo vs. California 2006; Kevin Simon vs. Marshall 2003; Eric Westmoreland vs. Kentucky 2000; John Henderson vs. Kentucky 1999; Shaun Ellis vs. Wyoming 1999; Darwin Walker vs. Wyoming 1999; Corey Terry vs. Syracuse 1998; Leonard Little vs. Mississippi 1996; Leonard Little vs. South Carolina 1996; Shane Bonham vs. Arkansas 1992; Chuck Smith vs. Louisville 1991; Mark Hovanic vs. Florida 1985; Dennis Wolfe vs. Texas Christian 1976; David Page vs. Clemson 1974.

Caused Fumbles

3 Al Wilson vs. Florida, 1998
 2 Held by nine, last by DeAngelo Willingham vs. South Carolina, 2007.
 Others: Carlton Peoples vs. Duke, 1982; Charles Benton vs. Memphis State, 1984; Darrin Miller vs. Alabama, 1985; Armandos Fisher vs. South Carolina, 1993; Leonard Little vs. Mississippi, 1996; Billy Ratliff vs. Alabama, 1997; Brandon Johnson vs. UNLV, 2004; Parys Haralson vs. Kentucky 2005

Recovered Fumbles

2 Held by 12, last set by Eric Westmoreland vs. Wyoming, 1999.
 Others: Jackie Walker vs. Kentucky, 1971; Nick Carmichael vs. Kentucky, 1973; Eddy Powers vs. Mississippi, 1975; Randy Verner vs. Utah, 1975; Greg Jones vs. Memphis State, 1976; Greg Gaines vs. Virginia, 1980; Reggie McKenzie vs. Memphis State, 1984; Jason Parker vs. Kentucky, 1992; John Emery vs. South Carolina, 1993; Jason Parker vs. Georgia, 1993; Raynoch Thompson vs. Florida, 1998.



Reggie White holds the school record for sacks in a game with four, sacks in a season with 15 and sacks in a career with 32.

Quick Reference Records

Individual Season

Total Hits—194, Andy Spiva 1976 (134 tackles, 60 assists)
 Primary Tackles—134, Andy Spiva 1976
 Assists—90, Jamie Rotella 1972
 Tackles for Loss—25, Leonard Little 1995 (14 TFLs, 11 sacks)
 Tackles for Loss (Excluding Sacks)—14, Leonard Little 1995
 Sacks—15, Reggie White 1983
 Quarterback Pressures (from 1995)—21, Steve White 1995; Parys Haralson 2004
 Fumbles Forced—7, Andy Spiva 1975
 Fumbles Recovered—5, Greg Gaines 1980

Season Records

Primary Tackles

134	Andy Spiva	1976
118	Tom Fisher	1964
117	Keith DeLong	1988
111	Russ Williams	1975
111	Steve Poole	1974
110	Greg Jones	1976
108	Ray Nettles	1971
108	Andy Spiva	1974
105	Art Reynolds	1973
104	Jim Noonan	1977
102	Carl Zander	1984
100	Jamie Rotella	1972
100	Andy Spiva	1975

Tackle Assists

90	Jamie Rotella	1972
76	Carl Johnson	1972
71	Steve Poole	1974
70	Bobby Majors	1971
67	David Campbell	1973
66	Ray Nettles	1971
66	John Wagster	1971
65	Andy Spiva	1975
65	Carl Zander	1984

Total Hits

194	Andy Spiva	1976
190	Jamie Rotella	1972
182	Steve Poole	1974
174	Ray Nettles	1971
167	Carl Zander	1984
165	Andy Spiva	1975
165	Tom Fisher	1964
163	Russ Williams	1975
163	Andy Spiva	1974
159	Keith DeLong	1988

Total Tackles for Loss

25	(11 sacks, 14 TFL)	Leonard Little	1995
24	(15 sacks, 9 TFL)	Reggie White	1983
21	(11 sacks, 10 TFL)	Todd Kelly	1992
21	(12 sacks, 9 TFL)	John Henderson	2000
19.5	(8.5 sacks, 11 TFL)	Shaun Ellis	1999
18.5	(5 sacks, 13.5 TFL)	Jesse Mahelona	2004
17.5	(9.5 sacks, 8 TFL)	Anthony Sessions	2000
16	(9 sacks, 7 TFL)	Steve White	1995
15.5	(7.5 sacks, 8 TFL)	James Wilson	1993

Quarterback Sacks

15	Reggie White	1983
13.5	Jonathan Brown	1997
12	John Henderson	2000
11	Todd Kelly	1992
11	Leonard Little	1995
10	Ronnie McCartney	1975

Tackles for Loss (Sacks not included)

14	Leonard Little	1995
13.5	Jesse Mahelona	2004
13	Greg Jones	1976
12	Marion Hobby	1989
11	Eric Westmoreland	1998
11	Shaun Ellis	1999
11	Tyrone Hines	1996
11	Andy Spiva	1976

Quarterback Pressures (From 1995)

21	Parys Haralson	2004
21	Steve White	1995
20	Albert Haynesworth	2001
18	Leonard Little	1995
17	Shane Burton	1995
17	Will Overstreet	2000
17	Omari Hand	2002

Caused Fumbles

7	Andy Spiva	1975
5	Al Wilson	1998
5	Corey Terry	1998
5	Dale Jones	1985
5	Danny Spradlin	1980
5	Steve Davis	1979

Recovered Fumbles

5	Greg Gaines	1980
4	Held by eight, last by Dwayne Goodrich	1996
Others:		
	Conrad Graham	1970
	Danny Jenkins	1977
	Brian Ingram	1979
	Earnest Fields	1990
	Jeremy Lincoln	1990
	DeRon Jenkins	1993
	Scott Galyon	1994

Passes Defensed (Since 1976)

17	Jonathan Wade (13 PBU, 4 INT)	2006
	Deon Grant (8 PBU, 9 INT)	1999
15	Jabari Greer (14PBU, 1INT)	2002
	Gibril Wilson (12 PBU, 3 INT)	2003
14	Roshawn Fellows (11 PBU, 3 INT)	2004
	Rashad Baker (10 PBU, 4 INT)	2001
	Terry Fair ((PBU, 5 INT)	1997
13	Eric Berry (6PBU, 7INT)	2008
	Jabari Greer (12PBU, 1 INT)	2001
	Jason Allen (11PBU, 2 INT)	2003
12	Rashad Baker (7 PBU, 5 INT)	2002

Year-By-Year Tackle Leaders

		T	AT	TT
1970*	Jackie Walker	82	42	124
1971	Ray Nettles	108	66	174
1972	Jamie Rotella	100	90	190
1973	Art Reynolds	105	50	155
1974	Steve Poole	111	71	182
1975	Andy Spiva	100	65	165
1976	Andy Spiva	134	60	194
1977	Jim Noonan	104	46	150
1978	Craig Puki	88	43	131
1979	Craig Puki	87	35	122
1980	Danny Spradlin	67	58	125
1981	Lemont Holt Jeffers	70	63	133
1982	Joe Cofer	62	45	107
1983	Alvin Toles	72	63	135
1984	Carl Zander	102	65	167
1985	Kelly Ziegler	83	18	101
1986	Kelly Ziegler	61	38	99
1987	Keith DeLong	87	38	125
1988	Keith DeLong	117	42	159
1989	Darryl Hardy	85	25	110
1990	Earnest Fields	93	47	140
1991	Earnest Fields	74	42	116
1992	Reggie Ingram	59	26	85
	Ben Talley	53	32	85
1993	Ben Talley	56	31	87
1994	Scott Galyon	67	26	93
1995	Scott Galyon	62	29	91
1996	Tyrone Hines	78	32	110
1997	Leonard Little	59	28	87
1998	Raynoch Thompson	62	27	89
1999	Raynoch Thompson	51	36	87
2000	Eric Westmoreland	56	27	83
2001	Eddie Moore	58	23	81
2002	Keyon Whiteside	79	40	119
2003	Kevin Simon	79	36	115
2004	Jason Allen	88	35	123
2005	Kevin Simon	40	48	88
2006	Marvin Mitchell	77	27	104
2007	Jerod Mayo	80	60	140
2008	Elix Wilson	47	42	89

* Defensive totals became official statistics in 1970

T-Primary Tackle; AT-Assisted Tackle;
 TT-Total Tackles

Quick Reference Records

Individual Career

Total Hits—547, Andy Spiva 1973-76 (354 tackles, 193 assists)
 Primary Tackles—354, Andy Spiva 1973-76
 Assists—193, Andy Spiva 1973-76
 Tackles for Loss—53, Leonard Little 1995-97 (25 TFLs, 28 sacks)
 Tackles for Loss (Excluding Sacks)—34, Eric Westmoreland 1996, 1998-2000
 Sacks—32, Reggie White 1980-83
 Quarterback Pressures (from 1995)—49, Will Overstreet 1998-2001
 Fumbles Forced—14, Andy Spiva 1973-76
 Fumbles Recovered—8, Conrad Graham 1970-72; Scott Galyon 1992-95



Andy Spiva is Tennessee's career leader in tackles with 547. He also posted a school-record 354 solo stops.

Career Records

Totals Hits (From 1970)

1. Andy Spiva, LB (1973-76), Chamblee, Ga.

	T	AT	TT
1973	12	13	25
1974	108	55	163
1975	100	65	165
1976	134	60	194
TOTALS	354	193	547

2. Jamie Rotella, LB (1970-72), Verona, N.J.

	T	AT	TT
1970	63	49	112
1971	69	42	111
1972	100	90	190
TOTALS	232	181	413

3. Earnest Fields, LB (1987-91), Milan

	T	AT	TT
1987	6	0	6
1988	54	26	80
1989	31	34	65
1990	93	47	140
1991	74	42	116
TOTALS	258	149	407

Others

4. Greg Jones, 1974-77	377
5. Craig Puki, 1975-79	358
6. Jim Noonan, 1976-80	355
7. Kelly Ziegler, 1983-87	353
8. Dale Jones, 1983-86	350
9. Steve Poole, 1973-75	349
10. Russ Williams, 1974-77	332
Carl Zander, 1981-84	332
12. Keith DeLong, 1985-88	330

Primary Tackles

1. Andy Spiva, 1973-76	354
2. Greg Jones, 1974-77	269
3. Earnest Fields, 1987-91	258
4. Kelly Ziegler, 1983-87	254
5. Jim Noonan, 1976-80	241
6. Craig Puki, 1975-79	239
7. Dale Jones, 1983-86	233
Keith DeLong, 1985-88	233
9. Jamie Rotella, 1970-72	232
10. Darryl Hardy, 1988-91	227
Jonathan Hefney, 2004-07	227

Tackle Assists

1. Andy Spiva, 1973-76	193
2. Jamie Rotella, 1970-72	181
3. Earnest Fields, 1987-91	149
4. Carl Zander, 1981-84	147
5. John Wagster, 1970-72	138
6. Steve Poole, 1973-75	131
7. Russ Williams, 1974-77	126
8. Ronnie McCartney, 1973-75	121
9. Lemont Holt Jeffers, 1978-81	120
10. Craig Puki, 1975-79	119

Total Tackles for Loss

1. Leonard Little, 1995-97 (28 sacks, 25 TFL)	53
2. Reggie White, 1980-83 (32 sacks, 19 TFL)	51
3. Eric Westmoreland, 1996, 98-2000 (6 sacks, 34 TFL)	40
4. Dale Jones, 1983-86 (15.5 sacks, 24 TFL)	39.5
5. John Henderson, 1998-2001 (205 sacks, 18 TFL)	38.5
6. Todd Kelly, 1989-92 (22.5 sacks, 14 TFL)	36.5

Quarterback Sacks

1. Reggie White, 1980-83	32
2. Leonard Little, 1995-97	28
3. Jonathan Brown, 1994-97	25
4. Todd Kelly, 1989-92	22.5
5. Parys Haralson, 2002-05	21
6. James Wilson, 1989-93	20.5
John Henderson, 1998-01	20.5
8. Steve White, 1992-95	20

Quarterback Pressures (From 1995)

1. Will Overstreet, 1998-2001	49
2. Parys Haralson, 2002-05	44
3. Leonard Little, 1995-97	42
Corey Terry, 1996-98	38
5. Darwin Walker, 1997-99	33
Shaun Ellis, 1997-99	32
7. Albert Haynesworth, 1999-01	31

Tackles for Loss (Sacks not included)

1. Eric Westmoreland, 1996, 98-2000	34
2. Al Wilson, 1995-98	27
3. Leonard Little, 1995-97	25
4. Ben Talley, 1991-94	24
5. Andy Spiva, 1973-76	23

Caused Fumbles

1. Andy Spiva, 1973-76	14
2. Dale Jones, 1983-86	11
3. Jim Noonan, 1976-80	10
Russ Williams, 1974-77	10
Shon Walker, 1988-91	10

Recovered Fumbles

1. Conrad Graham, 1970-72	8
Scott Galyon, 1992-95	8
3. Greg Jones, 1974-77	7
4. Chris Wampler, 1979-82	6
Brian Ingram, 1977-81	6
Greg Gaines, 1978-80	6
Bill Bates, 1979-82	6
Jeremy Lincoln, 1987-90	6
Earnest Fields, 1987-91	6
Jason Parker, 1992-96	6
Leonard Little, 1995-97	6
Dwayne Goodrich, 1996-99	6

Passes Defensed (Since 1976)

	PBU	INT	PD
1. Jabari Greer (2000-03)	33	2	35
2. Dwayne Goodrich (1996-99)	22	12	34
Preston Warren (1987-90)	26	8	34
4. Jonathan Hefney (2004-07)	22	10	32
Rashad Baker (2000-03)	21	11	32
6. Terry Fair (1994-97)	19	11	30
7. Deon Grant (1997-99)	14	14	28
8. Jonathan Wade (2002-06)	19	6	25
9. Andre Lott (1998-01)	22	2	24
10. Eric Berry (2007-Pres.)	10	12	22
Jason Allen (2002-05)	18	4	22
Raymond Austin (1993-96)	14	8	22

*Tennessee began keeping defensive statistics in 1970 based on review of game film by the defensive coaching staff. In 2000, the NCAA began compiling national defensive statistics, which are tabulated by the official statistics crew in the home institution's press box.

Individual Single Game (From 1946)

Rushing

Attempts—40, Shaud Williams, Alabama 2003
 Yards—217, Bobby Humphrey, Alabama 1986; Mike Pritchard, Colorado 1990
 Touchdowns—4, Marcus Allen, Southern California 1981
 Longest Gain—88, Charlie McCullers, Tampa 1960
 Three Players Rushing for 100 Yards—Paul Hofer (119), James Reed (115) and Michael Sweet (103), Mississippi 1975

Passing

Attempts—62, Andre Woodson, Kentucky 2007
 Completions—39, Andre Woodson, Kentucky 2007
 Interceptions—6, Archie Manning, Mississippi 1968
 Completion Percentage—81.8, Barry Lunney, Arkansas 1995 (22-of-27)
 Yards—476, Tim Couch, Kentucky 1997
 Touchdown Passes—6, Andre Woodson, Kentucky 2007; Danny Wuerffel, Florida 1995
 Longest Gain—92, Matt Jones to Richard Smith, Arkansas 2002

Total Offense

Plays (Rushing and Passing)—72, Andre Woodson, Kentucky 2007
 Yards (Rushing and Passing)—521, Whit Taylor, Vanderbilt 1981

Receiving

Receptions—15, Eric Moulds, Mississippi State 1995; 14, Kenny McKinley, South Carolina, 2007, Earl Bennett, Vanderbilt 2005
 Yards—222, Clarence Sevillian, Vanderbilt 1992; 204, Vernon Wells, Texas Christian 1976
 Touchdowns—4, Ike Hilliard, Florida 1995
 Yards per Reception (Min. 5)—37.0 Clarence Sevillian, Vanderbilt 1992 (6 for 222)

Punting

Punts—19, Johnny Cain, Alabama 1932
 Punts (Modern)—13, Roger Pruett, Auburn 1973
 Yards—914, Johnny Cain, Alabama 1932
 Yards (Modern)—520, Bill Marinangel, Vanderbilt 1995
 Average—56.5, Bill Hawk, Kentucky 1991 (6 for 339)
 Longest Punt—78, Marcus Jenkins, Kentucky 1983

Punt Returns

Returns—9, Mike Siganos, Kentucky 1976
 Yards—111, Dicky Lyons, Kentucky 1966; Jake Scott, Georgia 1968
 Longest Return—90, Jake Scott, Georgia 1968

Kick Returns

Returns—9, Hubert Loudermilk, Arkansas 1996
 Yards—200, Eric Booth, Southern Mississippi 1997
 Longest Return—100, Mickey Cureton, UCLA 1968; Sammy Grezaffi, LSU 1967; Greg Boone, Duke 1982; Leroy Gallman, Duke 1993; Nathan Jones, Rutgers 2002

Interceptions

Interceptions—4, Junior Rosegreen, Auburn 2004
 Yards—100, Louis Guy, Mississippi 1962
 Longest Return—100, Louis Guy, Mississippi 1962

Scoring

Touchdowns—4, Marcus Allen, Southern California 1981; Ike Hilliard, Florida 1995
 Field Goals Attempted—6, Jess Atkinson, Maryland 1983; Brennan O'Donohoe, Arkansas 2002
 Field Goals Made—5, Jess Atkinson, Maryland 1983
 Longest Field Goal Made—55, Win Lyle, Auburn 1987
 Blocked Extra-Point Return—1, Tony Bennett, Mississippi 1988 (92-yard return); Quinton Reese, Auburn 1997 (95-yard return)
 Longest Fumble Return—92, Sean Jones, Georgia 2003

Team Single Game (From 1946)

Rushing

Attempts—79, Georgia Tech 1949
 Yards—457, Alabama 1986
 Touchdowns—6, Mississippi 1977; Mississippi 1979; Alabama 1986; Nebraska 1997

Passing

Attempts—63, Georgia Tech 1968
 Fewest Attempts—0, Georgia Tech 1977
 Completions—39, Kentucky 2007
 Interceptions—8, Alabama 1970
 Yards—476, Kentucky 1997
 Touchdowns—6, Kentucky 2007, Florida 1995

Total Offense

Plays (Rushing and Passing)—110, Kentucky 2007
 Yards (Rushing and Passing)—695, Kentucky 1997

Punting

Punts—17, LSU 1942
 Punts (Modern)—15, Duke 1946
 Yards—520, Vanderbilt 1995

Punt Returns

Returns—10, Alabama 1946; Kentucky 1976
 Yards—152, Mississippi State 1998 (SEC Championship)
 Kick Returns
 Returns—12, Tennessee Tech 1951
 Yards—220, Mississippi State 2003

Interceptions

Interceptions—5, Duke 1949; Auburn 2004
 Yards—141, Alabama 1954

Turnovers

Turnovers—12 Kentucky 1950 (4 interceptions, 8 fumbles)
 Fumbles—9, Kentucky 1950; Mississippi State 1955
 Fumbles Lost—8, Kentucky 1950

Miscellaneous

First Downs—37, Kentucky 2007
 First Downs, Rushing—25, Alabama 1986
 First Downs, Passing—27, Kentucky 2007
 Penalties—17, Boston College 1988
 Penalty Yards—165, Boston College 1988
 Field Goals Attempted—7, Arkansas 2002
 Field Goals Made—5, Maryland 1983

Game Highs

Individual Rushing

- 217 Mike Pritchard, Colorado 1990
- 217 Bobby Humphrey, Alabama 1986
- 216 Floyd Little, Syracuse 1966 (Gator)
- 211 Marcus Allen, Southern California 1981
- 207 Brent Fullwood, Auburn 1986
- 206 Ahman Green, Nebraska 1998 (Orange)
- 196 Rodney Hampton, Georgia 1988
- 194 Gaston Green, UCLA 1985
- 185 Carnell Williams, Auburn 2003
- 184 Dennis Riddle, Alabama 1996
- 181 Darren McFadden, Arkansas 2006
- 178 Neil Anderson, Florida 1984
- 178 John Sciarra, UCLA 1974

Individual Passing

- 476 Tim Couch, Kentucky 1997
- 464 Whit Taylor, Vanderbilt 1981
- 438 Tommy Hodson, LSU 1989
- 430 Andre Woodson, Kentucky, 2007
- 406 Jared Lorenzen, Kentucky 2001
- 401 Eric Zeier, Georgia 1994
- 400 Cade McNown, UCLA 1997
- 394 David Jaynes, Kansas 1973
- 391 Whit Taylor, Vanderbilt 1982
- 381 Kent Austin, Mississippi 1982
- 381 Danny Wuerffel, Florida 1995
- 379 Gary Hollingsworth, Alabama 1989
- 374 Jason Campbell, Auburn 2004 (SEC Champ)
- 368 Stan White, Auburn 1990
- 363 John Parker Wilson, Alabama 2007

Individual Receiving

- 222 Clarence Sevillian, Vanderbilt 1992
- 204 Vernon Wells, TCU 1976
- 185 D.J. Hall, Alabama 2007
- 185 Jacquez Green, Florida, 1997
- 183 Eric Moulds, Mississippi State 1995
- 177 Allama Mathews, Vanderbilt 1981
- 176 Travis McGriff, Florida 1998
- 172 Anthony Lucas, Arkansas 1998
- 170 Dee Smith, Kentucky 1987
- 168 Dave Moritz, Iowa 1982
- 167 Earl Bennett, Vanderbilt 2005
- 161 Darrell Jackson, Florida 1999

Team Rushing Yards

- 457 Alabama 1986
- 433 Mississippi 1977
- 425 Auburn 1984
- 417 Mississippi 1975
- 414 Georgia 1988
- 409 Nebraska 1997
- 403 Southern California 1981

Team Passing Yards

- 476 Kentucky 1997
- 464 Vanderbilt 1981
- 440 Kentucky 1969
- 438 LSU 1989
- 430 Kentucky 2007
- 409 Florida 1998
- 401 Georgia 1994
- 400 UCLA 1997

Team Passing Attempts

- 63 Georgia Tech 1968
- 62 Kentucky 2007
- 60 Kansas 1973
- 58 Kentucky 1998
- 58 Auburn 1990
- 53 Kentucky 2001
- 53 Florida 2001
- 53 Duke 1989
- 53 Vanderbilt 1981
- 51 Alabama 1970

Team Passing Completions

- 39 Kentucky 2007
- 37 Duke 1989
- 37 Mississippi 1982
- 35 Kentucky 1998
- 35 Kentucky 1997
- 35 Kansas 1973
- 34 South Carolina 2007
- 34 Kentucky 2001
- 34 Florida 2001
- 34 South Carolina 2004
- 32 Alabama 2007
- 32 Kentucky 1999
- 32 Alabama 1989
- 32 Alabama 1969
- 31 Florida 1998
- 31 LSU 1989

Total Offense

- 634 Kentucky 1997
- 618 Washington State 1988
- 587 Vanderbilt 1981
- 584 Florida 1995
- 569 Georgia 1992
- 564 Kentucky 2007
- 562 Alabama 1981
- 559 Auburn 2004 (SEC Champ)
- 557 Georgia 1981
- 554 Florida 2007

Total Offensive Plays

- 110 Kentucky 2007
- 99 Auburn 1990, Alabama 2003
- 97 Alabama 1989
- 94 Auburn 1984
- 94 Kansas 1973
- 94 Georgia Tech 1968

Game (From 1944)

Rushing

Attempts—75, Kentucky 1980
Yards—513, Washington & Lee 1951
Yards per Attempt—10.7, Tennessee Tech 1951 (44 for 469 yards)
Touchdowns—8, Washington & Lee 1951

Passing

Attempts—65, Florida 1996
Completions—37, Florida 1996; LSU 2000
Consecutive Completions—*23, South Carolina 1998
Interceptions—5, Duke 1949; Auburn 2004
Completion Percentage—(Min. 10 atts.) *96.0, South Carolina 1998 (24 of 25); (Min. 40 atts.) 77.5, Georgia 1997 (31 of 40)
Yards—545, Kentucky 1997
Touchdowns—7, Kentucky 2007

Total Offense

Plays (Rushing and Passing)—95, Mississippi State 1991
Yards (Rushing and Passing)—695, Kentucky 1997
Yards per Play—10.9, Kentucky 2000 (54 for 590 yards)

Punting

Punts—14, Alabama 1944; Georgia 1968; Kentucky 1976
Yards—627, Georgia 1968
Average (Min. 5)—53.0, Vanderbilt 1956; LSU 1982; Auburn 1983 (all 5 for 265 yards)

Punt Returns

Returns—10, Tennessee Tech 1947
Yards—192, Chattanooga 1951

Kickoff Returns

Returns—9, Florida, 2007; Alabama 1987
Yards—260, Florida, 2007 (9 returns)

Scoring (From 1937)

Points—70, La.-Monroe 2000
Points, Quarter—35, Arkansas 2000
Points, Half—49, La.-Monroe 2000
Points by Kicking—17, Kentucky 1978 (5-6 FG, 2-2 PAT); Memphis St 1982 (5-5 FG, 2-2 PAT); Wyoming 2002 (4-4 FG, 5-5 PAT)
Touchdowns—10, Tennessee Tech 1951; La.-Monroe 2000
Point-After-Touchdowns Made—10, La.-Monroe 2000
Two-Point Conversions Made—2, Clemson 1974; Alabama 1982; Alabama 1987; UCLA 1994; LSU 2000
Field Goals Made—5, Kentucky 1978; Memphis State 1982; Kentucky 1982; Florida 2000

Miscellaneous

First Downs—35, Georgia 1997
First Downs, Rushing—24, Wofford 1952
First Downs, Passing—21, Florida 1996; Southern Mississippi 1997
Time of Possession—42:11, Kentucky 1980
Penalties—15, Florida 1999
Penalty Yards—155, Mississippi State 1954 (12 penalties)
Fewest Penalties—0, Mississippi State 1990; LSU 2007
Fewest Penalty Yards—0, Mississippi State 1990; LSU 2007
Fumbles—8, Alabama 1949, Chattanooga 1949; Santa Barbara 1971; Mississippi 1975; Mississippi 1977; Kentucky 1981; Florida 2002
Fumbles Lost—6, Alabama 1963; Santa Barbara 1971

Season (From 1937)

Rushing

Attempts—593 in 1976
Yards—3,068 in 1951
Yards per Attempt—5.9 in 1993
Touchdowns—40 in 1951
Yards per Game—306.8 in 1951

Passing

Attempts—534 in 2007
Completions—333 in 2007
Consecutive Completions—*24 in 1998
Interceptions—20 in 1979
Fewest Interceptions—4 in 1992 and 1995
Completion Percentage—65.0 in 1993 (208 of 320)
Yards—3,981 in 1997
Touchdowns—37 in 1997
Yards per Game—331.8 in 1997

Total Offense

Plays (Rushing and Passing)—993 in 2007
Yards (Rushing and Passing)—5,794 in 1997
Yards per Play—6.9 in 1993
Yards per Game—482.8 in 1997

Punting

Punts—139 in 1937
Punts per Game—*13.9 in 1937 (139 in 10 games)
Average—45.1 in 1982

Interceptions

Interceptions—36 in 1970
Fewest Interceptions (Modern)—6 in 1957

Punt Returns

Returns—68 in 1939 and 1940
Yards—974 in 1940

Kickoff Returns

Returns—60 in 2007
Yards—1,462 in 2007

Scoring (From 1937)

Points—471 in 1993
Points per Game—42.8 in 1993 (471 in 11 games)
Touchdowns—62 in 1993
Field Goals Made—27 in 1982
Point-After-Touchdowns Made—59 in 1993
Consecutive Point-After-Touchdowns Made—168 from Sept. 28, 1991, to Sept. 16, 1995)
Two-Point Conversions Attempted—8 in 1974
Two-Point Conversions Made—5 in 1974

Miscellaneous

First Downs—300 in 1997
First Downs, Rushing—150 in 1987
First Downs, Passing—177 in 1997
Penalties—95 in 2002
Penalty Yards—884 in 2003
Fumbles—50 in 1977
Fumbles Lost—31 in 1971
Fewest Fumbles—13 in 1990 and 2004
Fewest Fumbles Lost—3 in 1990

Individual Career

Games Played

Games Played—52, Dustin Colquitt 2001-04;
Games Played(Position Player)—51, Jonathan Hefney 2004-07
Games Started—51, Dustin Colquitt 2001-04 (Punter)
Games Started (Position Player)—50, Jonathan Hefney 2004-07 (51 games played)
Consecutive Games Started—50, Jeff Hall 1995-98; Jonathan Hefney, 2004-07
Wins as Starting Quarterback—39, Peyton Manning 1994-97 (45 games)

Largest Margin Overcome to Win

Game

25 -- Tennessee vs. Vanderbilt, Nov. 28, 1987 (trailed 28-3 in 2nd qtr., won 38-36)
24 -- Tennessee at Notre Dame, Nov. 9, 1991 (trailed 31-7 in 2nd qtr., won 35-34)
21 -- Tennessee at Kentucky, Nov. 17, 2001 (trailed 21-0 in 2nd qtr., won 38-35)
21 -- Tennessee at LSU, Sept. 26, 2005 (trailed 21-0 in 3rd qtr., won 30-27 ot)
18 -- Tennessee vs. Arkansas, Nov. 14, 1998 (trailed 21-3 in 2nd qtr., won 28-24)

Second Half

21 -- Tennessee at LSU, Sept. 26, 2005 (trailed 21-0 in 3rd qtr., won 30-27 ot)
17 -- Tennessee at Notre Dame, Nov. 9, 1991 (trailed 31-14 in 3rd qtr., won 35-34)
16 -- Tennessee vs. Virginia, Jan. 1, 1991, Sugar Bowl (trailed 16-0 in 3rd qtr., won 23-22)
15 -- Tennessee at Kentucky, Nov. 18, 1995 (trailed 24-9 in 3rd qtr., won 34-31)

Fourth Quarter

17 -- Tennessee at LSU, Sept. 26, 2005 (trailed 24-7, won 30-27 ot)
15 -- Tennessee vs. Vanderbilt, Nov. 17, 2007 (trailed 24-9, won 25-24)
14 -- Tennessee vs. Alabama, Oct. 20, 1984 (trailed 27-13, won 28-27)
*14 -- Tennessee vs. Colorado, Aug. 26, 1990, Pigskin Classic (trailed 31-17, tied 31-31)

Largest Lead Relinquished in Loss

Game

21 -- Tennessee vs. Maryland, Dec. 22, 1984, Sun Bowl (led 21-0 in 3rd qtr., lost 28-27)
*19 -- Tennessee at Auburn, Sept. 29, 1990 (led 19-0 in 2nd qtr., tied 26-26)
*16 -- Tennessee vs. UCLA, Sept. 14, 1985 (led 26-10 in 4th qtr., tied 26-26)
16 -- Tennessee at Florida, Sept. 16, 1995 (led 30-14 in 2nd qtr., lost 62-37)
15 -- Tennessee vs. Georgia, Sept. 6, 1980 (led 15-0 in 3rd qtr., lost 16-15)

Second Half

21 -- Tennessee vs. Maryland, Dec. 22, 1984, Sun Bowl (led 21-0 in 3rd qtr., lost 28-27)
*17 -- Tennessee at Auburn, Sept. 29, 1990 (led 26-9 in 4th qtr., tied 26-26)
*16 -- Tennessee vs. UCLA, Sept. 14, 1985 (led 26-10 in 4th qtr., tied 26-26)
15 -- Tennessee vs. Georgia, Sept. 6, 1980 (led 15-0 in 3rd qtr., lost 16-15)

Fourth Quarter

*17 -- Tennessee at Auburn, Sept. 29, 1990 (led 26-9, tied 26-26)
*16 -- Tennessee vs. UCLA, Sept. 14, 1985 (led 26-10, tied 26-26)
14 -- Tennessee vs. Army, Oct. 11, 1986 (led 21-7, lost 25-21)
*Te game.

Game (From 1946)

Rushing

Fewest Attempts Allowed—14 vs. Georgia 1994
 Fewest Yards Allowed—Minus-15 vs. Auburn 1997; Minus-13 vs. Florida 1998; Minus-9 vs. Wofford 1952; Minus-8 vs. Citadel 1983; Minus-6 vs. Tennessee Tech 1947; Minus-1 vs. Memphis State 1992
 Fewest Yards per Attempt Allowed—Minus-0.71 vs. Auburn 1997 (21 for minus-15); Minus-0.43 vs. Florida 1998 (30 for minus-13); Minus-0.38 vs. Wofford 1952 (24 for minus-9); Minus-0.30 vs. Citadel 1983 (27 for minus-8); Minus-0.24 vs. Tennessee Tech 1947 (25 for minus-6); Minus-0.04 vs. Memphis State 1992 (28 for minus-1); Minus-0.03 vs. Vanderbilt 1996 (30 for minus-1)

Pass Defense

Fewest Attempts Allowed—*0 vs. Georgia Tech 1977
 Fewest Completions Allowed—0 vs. Mississippi State 1950 (1 att.); Vanderbilt 1952 (6 att.); Georgia Tech 1977 (0 atts.)
 Lowest Completion Percentage Allowed (Min. 10 atts.)—15.4 vs. Chattanooga 1947 (2 of 13)
 Fewest Yards Allowed—Minus-3 vs. Kentucky 1946 (1 comp.)
 Most Quarterback Sacks—50 in 2000
 Most Passes Broken Up—72 in 2001
 Most Quarterback Pressures—108 in 1998

Total Defense

Fewest Plays (Rushing and Passing) Allowed—33 vs. Vanderbilt 1946
 Fewest Yards (Rushing and Passing) Allowed—13 vs. Vanderbilt 1952
 Fewest Yards per Play Allowed—0.3 vs. Vanderbilt 1952 (43 for 13 yards)

Punting

Punts Forced—15 vs. Duke 1946
 Lowest Average (Min. 5)—24.8 vs. Chattanooga 1946 (8 for 198 yards)
 Punts Blocked—2 vs. Kentucky 1986; La.-Monroe 2000

Interceptions

Interceptions—8 vs. Alabama 1970
 Yards—214 vs. South Carolina 1971 (5 int.)
 Touchdowns—2 vs. Florida 1970; South Carolina 1971; Penn State 1971; Hawaii 1972

Miscellaneous

Defensive Extra Point—Floyd Miley 97-yard return vs. Mississippi 1990
 Fewest First Downs Allowed—2 vs. Kentucky 1946, Vanderbilt 1946, Wofford 1952
 Fumbles Forced—9 vs. Kentucky 1950; Mississippi State 1955
 Fumbles Recovered—8 vs. Kentucky 1950
 Field Goals Blocked—2 vs. Notre Dame 1991; Alabama 2003
 Punt Blocked—2 vs. Kentucky 1986; Louisiana-Monroe 2000
 Sacks—13 vs. Wyoming 1999

*Modem NCAA record.
 +NCAA statistical champion.

Season (From 1937)

Rushing

Fewest Attempts Allowed—231 in 1945 (7 games); 338 in 2000 (11 games)
 Fewest Yards Allowed—385 in 1945
 Fewest Touchdowns Allowed—0 in 1939
 Lowest Yards per Attempt Allowed—1.7 in 1945
 Lowest Yards per Game Allowed—55.0 in 1945

Passing

Fewest Attempts Allowed—109 in 1937
 Fewest Completions Allowed—44 in 1937
 Lowest Completion Percentage Allowed—37.9 in 1952
 Fewest Yards Allowed—392 in 1939
 Fewest Touchdowns Allowed—0 in 1939
 Lowest Yards per Game Allowed—39.2 in 1939

Total Defense

Fewest Plays (Rushing and Passing) Allowed—368 in 1945
 Fewest Yards (Rushing and Passing) Allowed—1,023 in 1939
 Fewest Yards per Play Allowed—2.2 in 1939
 Fewest Yards per Game Allowed—102.3 in 1939

Punting

Punts Forced—123 in 1940
 Lowest Average—32.9 in 1940; 1961
 Most Punts Blocked—6 in 1940; 1949

Interceptions

Interceptions—36 in 1970
 Yards—*782 in 1971
 Average per Return—*31.3 in 1971 (25 for 782)
 Touchdowns—*7 in 1971

Punt Returns

Lowest Average Allowed—3.67 in 2004

Kickoff Returns

Lowest Average Allowed—13.6 in 1950

Scoring Defense

Fewest Points Allowed—*0 in 1939
 Fewest Rushing and Passing Touchdowns Allowed—*0 in 1939
 Consecutive Shutouts—*17 from Nov. 5, 1938, to Oct. 12, 1940
 Consecutive Quarters Opponents Held Scoreless—*71 from Oct. 29, 1938 (2nd quarter vs. LSU), to Oct. 19, 1940 (2nd quarter vs. Alabama)
 Most Points Allowed—382 in 2007

Miscellaneous

Fewest First Downs Allowed—55 in 1945 (7 games)
 Fewest First Downs per Game Allowed—6.0 in 1939 (60 in 10 games)
 Opponent Penalties—92 in 2004
 Opponent Penalty Yards—759 in 1988
 Opponent Fumbles—48 in 1940; 1953
 Fumbles Forced—29 (1979)
 Fumbles Recovered—28 in 1950
 Punts Blocked—6 1940 & 1949
 Turnovers Forced—*57 in 1970 (36 int., 21 fumbles)
 Turnover margin—Plus-1.916 in 1990 (Plus-23 in 12 games)
 Tackles for Loss—114 in 2000 (64 TFLs, 50 sacks)
 Tackles for Loss (Excluding Sacks)—83 in 1996
 Sacks—50 in 2000
 Passes Broken Up—72 in 2001
 Quarterback Pressures—108 in 1998

Year-by-Year Totals

Fumble Recoveries

1946 --- 12	1962 --- 17	1978 --- 6	1994 --- 16
1947 --- 13	1963 --- 15	1979 --- 24	1995 --- 7
1948 --- 19	1964 --- 13	1980 --- 23	1996 --- 15
1949 --- 19	1965 --- 11	1981 --- 12	1997 --- 11
1950 --- 29	1966 --- 13	1982 --- 17	1998 --- 19
1951 --- 23	1967 --- 11	1983 --- 5	1999 --- 7
1952 --- 24	1968 --- 19	1984 --- 12	2000 --- 14
1953 --- 22	1969 --- 19	1985 --- 22	2001 --- 10
1954 --- 25	1970 --- 21	1986 --- 4	2002 --- 13
1955 --- 23	1971 --- 21	1987 --- 12	2003 --- 7
1956 --- 21	1972 --- 15	1988 --- 10	2004 --- 12
1957 --- 12	1973 --- 12	1989 --- 8	2005 --- 11
1958 --- 16	1974 --- 18	1990 --- 21	2006 --- 4
1959 --- 17	1975 --- 17	1991 --- 15	2007 --- 9
1960 --- 16	1976 --- 14	1992 --- 13	2008 --- 3
1961 --- 18	1977 --- 18	1993 --- 16	

Caused Fumbles

1970 --- 13	1980 --- 27	1990 --- 19	2000 --- 12
1971 --- 22	1981 --- 15	1991 --- 14	2001 --- 11
1972 --- 15	1982 --- 15	1992 --- 16	2002 --- 13
1973 --- 10	1983 --- 3	1993 --- 14	2003 --- 11
1974 --- 14	1984 --- 11	1994 --- 20	2004 --- 15
1975 --- 24	1985 --- 18	1995 --- 16	2005 --- 17
1976 --- 22	1986 --- 6	1996 --- 14	2006 --- 6
1977 --- 16	1987 --- 11	1997 --- 22	2007 --- 11
1978 --- 8	1988 --- 8	1998 --- 23	2008 --- 6
1979 --- 29	1989 --- 11	1999 --- 11	

Interceptions

1946 --- 19	1962 --- 16	1978 --- 14	1994 --- 9
1947 --- 11	1963 --- 12	1979 --- 18	1995 --- 16
1948 --- 12	1964 --- 9	1980 --- 12	1996 --- 14
1949 --- 26	1965 --- 19	1981 --- 14	1997 --- 13
1950 --- 23	1966 --- 19	1982 --- 16	1998 --- 16
1951 --- 20	1967 --- 28	1983 --- 9	1999 --- 21
1952 --- 9	1968 --- 23	1984 --- 11	2000 --- 9
1953 --- 16	1969 --- 30	1985 --- 22	2001 --- 12
1954 --- 16	1970 --- 36	1986 --- 13	2002 --- 12
1955 --- 14	1971 --- 25	1987 --- 14	2003 --- 15
1956 --- 14	1972 --- 21	1988 --- 11	2004 --- 16
1957 --- 6	1973 --- 15	1989 --- 15	2005 --- 9
1958 --- 7	1974 --- 11	1990 --- 24	2006 --- 16
1959 --- 13	1975 --- 17	1991 --- 13	2007 --- 16
1960 --- 13	1976 --- 16	1992 --- 11	2008 --- 17
1961 --- 12	1977 --- 10	1993 --- 18	

Pass Break-Ups

1970 --- NA	1980 --- 6	1990 --- 55	2000 --- 64
1971 --- NA	1981 --- 9	1991 --- 33	2001 --- 72
1972 --- NA	1982 --- 11	1992 --- 22	2002 --- 66
1973 --- NA	1983 --- 19	1993 --- 46	2003 --- 66
1974 --- NA	1984 --- 21	1994 --- 37	2004 --- 45
1975 --- NA	1985 --- 35	1995 --- 51	2005 --- 57
1976 --- 16	1986 --- 20	1996 --- 44	2006 --- 42
1977 --- 29	1987 --- 60	1997 --- 56	2007 --- 50
1978 --- 25	1988 --- 32	1998 --- 60	2008 --- 36
1979 --- 16	1989 --- 53	1999 --- 57	

Tackles for Loss (Sacks not included)

1970 --- 41	1980 --- 36	1990 --- 51	2000 --- 64
1971 --- 39	1981 --- 33	1991 --- 48	2001 --- 50
1972 --- 31	1982 --- 35	1992 --- 54	2002 --- 51
1973 --- 31	1983 --- 45	1993 --- 57	2003 --- 64
1974 --- 27	1984 --- 23	1994 --- 52	2004 --- 59
1975 --- 46	1985 --- 21	1995 --- 58	2005 --- 54
1976 --- 69	1986 --- 22	1996 --- 83	2006 --- 71
1977 --- NA	1987 --- 25	1997 --- 55	2007 --- 52
1978 --- NA	1988 --- 29	1998 --- 74	2008 --- 56
1979 --- NA	1989 --- 39	1999 --- 68	

Quarterback Sacks

1970 --- 38	1980 --- 16	1990 --- 30	2000 --- 50
1971 --- 25	1981 --- 22	1991 --- 39	2001 --- 34
1972 --- 18	1982 --- 16	1992 --- 40	2002 --- 29
1973 --- 26	1983 --- 30	1993 --- 38	2003 --- 28
1974 --- 23	1984 --- 14	1994 --- 30	2004 --- 33
1975 --- 16	1985 --- 25	1995 --- 42	2005 --- 33
1976 --- 14	1986 --- 21	1996 --- 30	2006 --- 17
1977 --- 17	1987 --- 25	1997 --- 47	2007 --- 24
1978 --- 21	1988 --- 14	1998 --- 31	2008 --- 23
1979 --- 26	1989 --- 24	1999 --- 42	

QB Pressures

1995 --- 84	2000 --- 84	2005 --- 63
1996 --- 76	2001 --- 80	2006 --- 57
1997 --- 98	2002 --- 53	2007 --- 33
1998 --- 108	2003 --- 62	2008 --- 49
1999 --- 79	2004 --- 80	

School records in bold.



Year-by-Year Offensive Totals

Year	G	Ist Dwns	Rush Att.	Rush Yds	Rush TD	Pass Cmp.	Pass Att.	Pass Yds	Pct.	Pass TD	Int.	Total Off.	Punt Pnt	Punt Avg	Total Points	Punt Ret.	KD Ret.
1950	11	148	--	2,710	31	39	106	579	36.8	11	10	3,289	70	35.9	335	561	--
1951	10	159	533	3,068	40	41	96	617	42.7	11	9	3,685	52	34.6	373	800	320
1952	10	153	544	2,318	25	33	85	491	38.8	11	6	2,809	68	35.2	259	505	253
1953	11	139	472	2,202	27	34	83	610	41.0	7	10	2,812	67	32.6	240	470	506
1954	10	104	452	2,035	11	25	86	273	29.1	3	16	2,308	65	37.4	105	408	415
1955	10	134	458	1,941	18	46	96	681	47.9	9	8	2,622	59	38.9	188	368	446
1956	10	151	454	2,273	30	54	100	820	54.0	7	6	3,093	64	40.5	286	266	322
1957	10	119	478	1,664	18	32	74	380	43.2	2	9	2,044	67	39.3	161	383	478
1958	10	77	384	854	7	46	87	486	52.9	3	5	1,340	94	37.3	77	166	544
1959	10	101	420	1,168	9	40	77	472	51.9	3	8	1,640	85	37.8	112	414	466
1960	10	106	398	1,806	17	36	85	442	42.4	7	8	2,248	63	40.3	209	444	554
1961	10	128	436	1,832	15	42	84	620	50.0	10	4	2,452	53	35.3	221	284	608
1962	10	129	407	1,687	14	52	133	804	39.1	8	9	2,490	58	41.8	179	294	564
1963	10	138	449	1,987	15	52	149	820	34.9	7	10	2,807	58	34.7	168	374	570
1964	10	85	377	839	6	53	115	681	46.1	2	8	1,520	77	39.8	80	256	463
1965	10	137	447	1,535	16	73	141	1,013	51.8	7	9	2,548	63	37.8	193	277	332
1966	10	183	429	1,431	10	143	247	1,814	52.0	19	8	3,245	49	43.4	222	229	352
1967	10	196	508	1,933	20	129	222	1,712	58.6	12	10	3,654	54	38.5	259	262	455
1968	10	191	506	1,539	15	160	294	1,861	54.0	18	9	3,400	74	40.4	248	481	455
1969	10	185	517	2,023	22	106	223	1,500	47.5	13	11	3,523	53	41.2	315	457	455
1970	11	237	563	2,365	22	142	318	1,996	44.6	18	18	4,361	61	36.3	336	295	444
1971	11	168	564	2,151	19	71	179	951	39.6	3	16	3,102	69	38.0	256	437	441
1972	11	189	536	2,146	21	105	187	1,298	56.2	9	10	3,444	61	38.4	273	448	351
1973	11	192	510	2,142	17	111	200	1,562	55.5	14	7	3,704	56	43.6	272	359	661
1974	11	182	574	2,260	18	93	171	1,368	54.4	6	6	3,628	64	43.1	204	375	640
1975	11	197	570	2,203	21	102	211	1,686	48.3	12	13	3,889	79	40.3	253	337	463
1976	11	208	593	2,388	28	83	166	1,267	50.0	4	8	3,655	60	41.5	237	193	444
1977	11	179	527	1,998	21	96	196	1,222	48.2	6	9	3,220	66	44.7	229	60	751
1978	11	203	540	2,281	22	123	233	1,670	52.8	7	14	3,951	60	38.4	251	238	678
1979	11	215	563	2,388	25	104	210	1,597	49.5	10	20	3,985	52	40.5	289	295	590
1980	11	187	527	1,888	21	101	196	1,341	51.5	9	14	3,229	58	40.1	256	146	729
1981	11	179	501	1,779	16	116	228	1,461	50.9	11	12	3,240	69	42.6	216	411	664
1982	11	189	437	1,577	12	178	303	2,049	58.7	12	15	3,626	58	45.1	259	150	712
1983	11	200	514	2,319	14	134	256	1,806	52.3	14	11	4,125	58	42.0	252	330	547
1984	11	240	482	2,261	19	173	283	2,157	61.1	14	10	4,418	42	41.8	300	286	469
1985	11	207	464	1,654	11	190	297	2,579	64.0	19	11	4,233	60	37.5	290	186	395
1986	11	217	470	1,823	21	170	266	2,244	63.9	11	7	4,067	48	41.8	272	372	784
1987	12	261	573	2,652	36	166	285	2,219	58.2	12	14	4,871	38	40.2	395	281	938
1988	11	218	453	1,480	11	206	340	2,335	60.6	13	11	3,815	53	42.2	212	207	892
1989	11	239	582	2,701	27	125	210	1,792	59.5	9	10	4,493	50	39.1	315	172	838
1990	12	242	507	2,468	33	193	339	2,465	56.9	16	17	4,933	50	41.4	442	455	1,023
1991	11	266	512	2,332	20	231	366	2,813	63.1	16	15	5,145	38	39.6	335	247	757
1992	11	206	527	2,325	25	148	259	1,947	57.1	11	4	4,272	65	41.0	309	410	674
1993	11	258	442	2,621	27	208	320	2,665	65.0	31	9	5,286	42	39.2	471	453	661
1994	11	242	537	2,543	25	164	271	2,017	60.5	15	11	4,560	45	39.4	318	455	783
1995	11	280	442	1,972	26	250	391	3,031	63.9	22	4	5,003	43	35.1	411	324	752
1996	11	247	396	1,384	24	255	399	3,396	63.9	20	12	4,780	49	40.0	389	520	697
1997	12	300	398	1,813	13	296	492	3,981	60.2	37	12	5,794	50	38.9	411	388	656
1998	12	234	517	2,536	27	157	275	2,250	57.1	27	7	4,786	57	38.6	408	208	779
1999	11	219	459	2,104	30	168	313	2,364	53.7	12	10	4,468	57	42.6	348	405	662
2000	11	223	439	1,790	20	212	354	2,315	59.9	21	11	4,105	61	40.4	359	452	926
2001	12	228	453	1,849	19	230	360	2,980	63.9	22	9	4,829	55	38.9	355	394	722
2002*	13	243	517	1,957	19	218	356	2,635	61.2	14	7	4,592	68	42.4	296	435	855
2003	13	243	463	1,800	16	238	422	3,034	56.4	27	15	4,834	71	44.8	365	531	558
2004	13	276	320	2,418	21	210	376	2,775	55.9	27	15	5,193	59	40.5	378	200	511
2005	11	196	399	1,411	10	186	356	2,178	52.2	11	13	3,589	59	41.2	205	226	732
2006	13	249	382	1,404	17	265	415	3,438	63.9	24	11	4,842	47	44.7	362	239	594
2007	14	293	459	1,946	19	333	534	3,675	62.4	33	12	5,621	65	41.6	455	302	1,462
2008	12	172	409	1,475	14	153	309	1,750	49.5	8	9	3,225	69	40.9	208	212	1,037

Season high/school records in bold.

*NCAA included bowl games in national statistics beginning in 2002.

Year-by-Year Defensive Totals

Year	G	Ist Dwns	Rush Att.	Rush Yds	Rush TD	Pass Cmp.	Pass Att.	Pass Yds	Pct.	Pass TD	Int.	Total Off.	Punt	Punt Avg	Total Points	Punt Ret.	KO Ret.
1950	11	144	--	1611	7	70	168	749	41.0	3	23	2,360	83	38.2	71	190	--
1951	10	131	430	1077	9	90	191	1,163	47.1	4	16	2,240	90	36.0	88	144	--
1952	10	94	462	1136	6	44	116	531	37.9	3	10	1,667	92	34.7	63	197	995
1953	11	174	543	2311	20	59	148	594	39.9	2	16	2,905	65	34.6	153	294	771
1954	10	157	498	2017	11	60	132	901	45.5	11	13	2,918	59	35.2	164	314	593
1955	10	122	452	1493	10	54	128	722	42.2	3	14	2,215	55	35.3	92	190	590
1956	10	134	487	1628	10	69	164	798	42.1	1	14	2,426	66	35.7	75	315	902
1957	10	100	465	1346	8	49	109	501	45.0	3	6	1,847	73	35.2	75	415	541
1958	10	131	482	1717	13	57	129	778	44.2	3	8	2,495	75	34.2	122	364	426
1959	10	136	476	1771	12	56	119	668	47.1	4	13	2,439	70	36.9	118	517	464
1960	10	129	477	1640	7	58	130	538	44.6	2	14	2,178	66	34.3	79	355	836
1961	10	153	454	1595	12	87	184	1,176	47.2	6	14	2,771	51	32.9	149	260	792
1962	10	146	413	1427	7	115	232	1,421	49.6	9	16	2,848	54	36.3	134	356	731
1963	10	135	410	1182	6	116	215	1,175	50.3	8	12	2,357	66	38.2	121	235	603
1964	10	129	441	1143	10	89	169	1,030	52.7	3	9	2,173	68	38.5	121	277	505
1965	10	148	453	1170	9	112	239	1,286	46.2	2	17	2,456	68	39.5	92	207	668
1966	10	124	400	1153	5	76	186	946	40.5	3	16	2,099	68	39.7	87	252	609
1967	10	154	402	1072	10	135	291	1,460	46.4	4	26	2,532	59	40.2	115	158	722
1968	10	148	371	933	6	139	347	1,644	40.0	7	23	2,577	80	40.7	110	218	720
1969	10	178	466	1324	11	152	288	1,880	50.3	11	30	3,204	63	38.6	165	182	919
1970	11	168	428	972	6	174	358	1,963	48.6	4	36	2,935	77	37.4	103	46	1,074
1971	11	155	496	1300	6	133	287	1,412	47.0	7	23	2,712	87	37.2	108	202	857
1972	11	142	525	1635	6	85	213	904	39.9	4	21	2,539	79	38.4	83	261	710
1973	11	196	566	2118	21	115	226	1,489	50.9	8	15	3,607	67	39.6	219	273	746
1974	11	205	587	2503	15	106	193	1,355	54.9	8	11	3,858	69	37.4	178	231	740
1975	11	195	654	2545	19	106	213	1,262	49.2	4	17	3,807	68	37.6	193	245	957
1976	11	211	601	2451	17	87	178	1,327	48.2	5	16	3,778	52	39.1	162	239	596
1977	11	203	626	2564	22	78	179	1,067	43.1	6	10	3,631	61	38.6	229	144	546
1978	11	183	545	2190	18	103	213	1,432	48.4	7	14	3,622	72	39.2	209	181	531
1979	11	223	600	2609	21	98	204	1,366	48.0	6	18	3,975	51	39.3	208	78	620
1980	11	183	537	1875	17	110	215	1,496	51.1	4	12	3,371	67	38.0	189	122	718
1981	11	221	553	2367	19	133	261	1,933	49.8	12	14	4,300	63	39.3	244	106	390
1982	11	244	537	2234	14	166	304	2,339	54.6	10	16	4,573	55	40.2	211	178	634
1983	11	168	433	1231	8	178	323	1,838	55.1	5	9	3,069	82	41.1	142	186	436
1984	11	207	526	2256	19	133	251	1,748	53.0	11	11	4,004	51	43.8	248	98	836
1985	11	194	430	1730	8	156	299	1,650	52.2	8	22	3,880	62	40.3	133	192	976
1986	11	197	546	2553	22	99	203	1,248	48.8	7	13	3,801	51	40.9	235	269	1,140
1987	12	214	490	1759	12	180	368	2,246	48.9	12	14	4,005	56	39.4	224	181	762
1988	11	216	439	1921	20	184	308	2,415	59.7	16	11	4,336	54	39.7	286	227	600
1989	11	210	368	1180	8	231	402	2,685	57.5	12	15	3,865	53	37.4	190	87	963
1990	12	201	522	2054	9	163	336	1,737	48.5	12	24	3,791	72	38.9	198	359	1,204
1991	11	166	435	1527	14	119	244	1,627	48.8	10	13	3,154	63	42.0	221	138	837
1992	11	186	460	1516	8	137	250	1,913	54.8	12	11	3,429	73	41.6	173	335	939
1993	11	186	433	1290	8	167	347	2,105	48.1	7	18	3,395	67	38.9	144	77	1,222
1994	11	193	429	1627	12	174	309	2,040	56.3	8	9	3,667	63	40.6	185	125	824
1995	11	198	392	1243	12	210	375	2,283	56.0	17	16	3,526	63	38.8	214	97	1,159
1996	11	145	423	1168	4	134	285	1,434	47.0	12	14	2,602	82	42.0	157	142	1,069
1997	12	208	382	1119	11	229	418	2,898	54.8	11	13	4,017	74	39.1	244	235	1,059
1998	12	203	420	1127	5	213	406	2,509	52.5	12	16	3,636	68	40.6	173	383	969
1999	11	178	364	986	3	188	344	2,364	54.7	15	21	2,289	74	39.4	163	159	966
2000	11	212	338	817	7	196	366	2,422	53.6	17	9	3,239	76	37.9	212	176	926
2001	12	202	384	1024	8	210	394	2,619	53.3	17	12	3,643	68	42.4	234	211	1,077
2002*	13	210	491	1672	12	170	349	2,031	48.7	9	12	3,703	71	42.3	227	294	803
2003	13	243	490	1798	16	230	414	2,419	55.6	10	15	4,217	84	38.1	239	420	807
2004	13	255	451	1560	15	254	418	3,073	60.8	19	16	4,633	71	41.4	295	88	767
2005	11	183	356	906	8	218	364	2,373	59.9	9	9	3,280	62	40.4	205	332	449
2006	13	231	469	1907	12	190	331	2,351	57.4	16	16	4,258	56	40.6	254	254	657
2007	14	300	545	2,305	15	291	491	3,341	59.3	25	16	5,646	67	40.9	382	236	1,629
2008	12	195	444	1,237	6	186	332	1,925	56.0	8	17	3,162	64	41.3	201	251	820

Season high/school records in bold.

*NCAA included bowl games in national statistics beginning in 2002.

All-Time Coaching Records

Coach	Years	Total Years	Games	Won	Lost	Tied	Pct.
(Student coached teams)	1891-93, 1896-97	5	23	12	11	0	.522
J.A. Pierce	1899-1900	2	14	9	4	1	.654
George Kelley	1901	1	8	3	3	2	.500
H.F. Fisher	1902-03	2	17	10	7	0	.588
S.D. Crawford	1904	1	9	3	5	1	.389
J.D. DePree	1905-06	2	18	4	11	3	.305
George Levene	1907-09	3	28	15	10	3	.589
Andrew A. (Alex) Stone	1910	1	9	3	5	1	.389
Z.G. Clevenger	1911-15	5	43	26	15	2	.628
John R. Bender	1916-20	3	27	18	5	4	.741
M.B. Banks	1921-25	5	45	27	15	3	.633
Robert R. Neyland	1926-34, 36-40, 46-52	21	216	173	31	12	.829
W.H. Britton	1935	1	9	4	5	0	.444
John Barnhill	1941-45	4	39	32	5	2	.846
Harvey Robinson	1953-54	2	21	10	10	1	.500
Bowden Wyatt	1955-62	8	82	49	29	4	.622
Jim McDonald	1963	1	10	5	5	0	.500
Doug Dickey	1964-69	6	65	46	15	4	.738
Bill Battle	1970-76	7	83	59	22	2	.723
Johnny Majors+	1977-92	16	186	116	62	8	.645
Phillip Fulmer+	1992-2008	17	204	152	52	0	.745
Total (20 coaches)		112	1,156	776	327	53	.694

*No teams in 1894, 1895, 1898, 1917, 1918 and 1943.

+Fulmer and Majors shared the record for the 1992 season.

Pre-Conference Years (1891-95)

Year	W	L	T	Coach	Captain
1891	0	1	0	None	H.K. Denlinger
1892	2	5	0	None	Charles Moore
1893	2	4	0	None	H.A. Ijams
1894	No team				
1895	No team				

Southern Intercollegiate Athletic Association Years (1896-1920)

Year	W	L	T	Coach	Captain	Year	W	L	T	Coach	Captain
1896	4	0	0	None	Strang Nicklin	1908	7	2	0	George Levene	Walker Leach
1897	4	1	0	None	James A. Baird	1909	1	6	2	George Levene	Nathan Dougherty
1898	No team—Spanish-American War					1910	3	5	1	Alex Stone	W.C. Johnson
1899	6	2	0	J.A. Pierce	William L. Terry	1911	3	4	2	Z.G. Clevenger	H.C. Branch
1900	3	2	1	J.A. Pierce	Bill Newman	1912	4	4	0	Z.G. Clevenger	C.H. Fonde
1901	3	3	2	George Kelley	C.E. Holopeter	1913	6	3	0	Z.G. Clevenger	Sam Hayley
1902	6	2	0	H.F. Fisher	Nash Buckingham	1914	9	0	0	Z.G. Clevenger	Farmer Kelly
1903	4	5	0	H.F. Fisher	T.B. Green	1915	4	4	0	Z.G. Clevenger	E.A. McLean
1904	3	5	1	S.D. Crawford	Roscoe Word	1916	8	0	1	John R. Bender	J.G. Vowell
1905	3	5	1	J.D. DePree	Roscoe Word	1917	No team—World War I				
1906	1	6	2	J.D. DePree		1918	No team—World War I				
				Roscoe Word	E.P. Proctor	1919	3	3	3	John R. Bender	W.O. Lowe
1907	7	2	1	George Levene	Roscoe Word	1920	7	2	0	John R. Bender	Buck Hatcher

Southern Conference Years (1921-32)

Year	W	L	T	Coach	Captain	Year	W	L	T	Coach	Captain
1921	6	2	1	M.B. Banks	Hal Blair	1927	8	0	1	Gen. R.R. Neyland	John Barnhill
1922	8	2	0	M.B. Banks	Roy Striegel	1928	9	0	1	Gen. R.R. Neyland	Roy Witt
1923	5	4	1	M.B. Banks	Tarzan Holt	1929	9	0	1	Gen. R.R. Neyland	Howard Johnson
1924	3	5	0	M.B. Banks	J.G. Lowe	1930	9	1	0	Gen. R.R. Neyland	Harry Thayer
1925	5	2	1	M.B. Banks	J.G. Lowe	1931	9	0	1	Gen. R.R. Neyland	Eugene Mayer
1926	8	1	0	Gen. R.R. Neyland	Billy Harkness	1932	9	0	1	Gen. R.R. Neyland	Malcolm Aitken

Southeastern Conference Years (1933-Present)

Year	Overall Record			Conference Record			Finish	Coach	Captain	
	W	L	T	W	L	T				
1933	7	3	0	5	2	0	Fourth	Gen. R.R. Neyland	Talmadge Maples	
1934	8	2	0	5	1	0	Third	Gen. R.R. Neyland	Ralph Hatley	
1935	4	5	0	2	3	0	Tie-Ninth	W.H. Britton	Toby Palmer	
1936	6	2	2	3	1	2	Fourth	Gen. R.R. Neyland	DeWitt Weaver	
1937	6	3	1	4	3	0	Seventh	Gen. R.R. Neyland	Joe Black Hayes	
1938	11	0	0	7	0	0	First	Gen. R.R. Neyland	Bowden Wyatt	
1939	10	1	0	6	0	0	Tie-First	Gen. R.R. Neyland	Sam Bartholomew	
1940	10	1	0	5	0	0	First	Gen. R.R. Neyland	Norbert Ackermann	
1941	8	2	0	3	1	0	Second	John Barnhill	Ray Graves	
1942	9	1	1	4	1	0	Tie-Second	John Barnhill	Al Hust	
1943	No team—World War II									
1944	7	1	1	5	0	1	Second	John Barnhill	Bob Dobelstein	
1945	8	1	0	3	1	0	Second	John Barnhill	Billy Bevis	
1946	9	2	0	5	0	0	Tie-First	Gen. R.R. Neyland	Walter Slater	
1947	5	5	0	2	3	0	Tie-Ninth	Gen. R.R. Neyland	Denver Crawford	
1948	4	4	2	2	3	1	Eighth	Gen. R.R. Neyland	Jim Powell	
1949	7	2	1	4	1	1	Third	Gen. R.R. Neyland	Ralph Chancey, Hal Littleford	
1950	11	1	0	4	1	0	Second	Gen. R.R. Neyland	Jack Stroud	
1951	10	1	0	5	0	0	Tie-First	Gen. R.R. Neyland	Bert Rechichar	
1952	8	2	1	5	0	1	Second	Gen. R.R. Neyland	Jim Haslam	
1953	6	4	1	3	2	1	Seventh	Harvey Robinson	Mack Franklin	
1954	4	6	0	1	5	0	Tie-11th	Harvey Robinson	Darris McCord	
1955	6	3	1	3	2	1	Fourth	Bowden Wyatt	Jim Beutel	
1956	10	1	0	6	0	0	First	Bowden Wyatt	John Gordy	
1957	8	3	0	4	3	0	Fifth	Bowden Wyatt	Bill Anderson, Bill Johnson	
1958	4	6	0	4	3	0	Fifth	Bowden Wyatt	Bobby Urbano	
1959	5	4	1	3	4	1	Eighth	Bowden Wyatt	Joe Schaffer	
1960	6	2	2	3	2	2	Tie-Fifth	Bowden Wyatt	Mike LaSorsa	
1961	6	4	0	4	3	0	Tie-Fourth	Bowden Wyatt	Mike Lucci	
1962	4	6	0	2	6	0	10th	Bowden Wyatt	Pat Augustine	
1963	5	5	0	3	5	0	Eighth	Jim McDonald	Buddy Fisher	
1964	4	5	1	1	5	1	10th	Doug Dickey	Steve DeLong	
1965	8	1	2	3	1	2	Tie-Third	Doug Dickey	Hal Wantland	
1966	8	3	0	4	2	0	Fifth	Doug Dickey	Austin Denney, Paul Naumoff	
1967	9	2	0	6	0	0	First	Doug Dickey	Bob Johnson	
1968	8	2	1	4	1	1	Second	Doug Dickey	Dick Williams	
1969	9	2	0	5	1	0	First	Doug Dickey	Bill Young	
1970	11	1	0	4	1	0	Second	Bill Battle	Tim Priest	
1971	10	2	0	4	2	0	Tie-Fourth	Bill Battle	Jackie Walker	
1972	10	2	0	4	2	0	Fourth	Bill Battle	Jamie Rotella	
1973	8	4	0	3	3	0	Fourth	Bill Battle	Eddie Brown	
1974	7	3	2	2	3	1	Tie-Seventh	Bill Battle	Condredge Holloway, Jim Watts	
1975	7	5	0	3	3	0	Fifth	Bill Battle	Ron McCartney	
1976	6	5	0	2	4	0	Eighth	Bill Battle	Larry Seivers, Andy Spiva	
1977	4	7	0	1	5	0	Eighth	Johnny Majors	Pert Jenkins, Greg Jones, Brent Watson	
1978	5	5	1	3	3	0	Tie-Fourth	Johnny Majors	Robert Shaw, Dennis Wolfe	
1979	7	5	0	3	3	0	Tie-Fifth	Johnny Majors	Roland James, Craig Puki, Jimmy Streater	
1980	5	6	0	3	3	0	Sixth	Johnny Majors	Jim Noonan	
1981	8	4	0	3	3	0	Tie-Fourth	Johnny Majors	James Berry, Lemont Holt Jeffers, Lee North	
1982	6	5	1	3	2	1	Fifth	Johnny Majors	Mike L. Cofer	
1983	9	3	0	4	2	0	Tie-Third	Johnny Majors	Reggie White	
1984	7	4	1	3	3	0	Tie-Fifth	Johnny Majors	Johannie Jones, Carl Zander	
1985	9	1	2	5	1	0	First	Johnny Majors	Tim McGee, Tommy Sims, Chris White	
1986	7	5	0	3	3	0	Sixth	Johnny Majors	Joey Clinkscales, Dale Jones, Bruce Wilkerson	
1987	10	2	1	4	1	1	Third	Johnny Majors	Harry Galbreath, Kelly Ziegler	
1988	5	6	0	3	4	0	Tie-Sixth	Johnny Majors	Keith DeLong, Nate Middlebrooks	
1989	11	1	0	6	1	0	Tie-First	Johnny Majors	Eric Still	
1990	9	2	2	5	1	1	First	Johnny Majors	Tony Thompson	
1991	9	3	0	5	2	0	Third	Johnny Majors	Earnest Fields, John Fisher	
1992	9	3	0	5	3	0	Third-East	J. Majors/P. Fulmer	Todd Kelly, J.J. McCleskey	
1993	10	2	0	7	1	0	Tie-First-East	Phillip Fulmer	Craig Faulkner, Cory Fleming, Horace Morris, James Wilson	
1994	8	4	0	5	3	0	Second-East	Phillip Fulmer	Kevin Mays, Ben Talley	
1995	11	1	0	7	1	0	Second-East	Phillip Fulmer	Scott Galyon, Jason Layman, Bubba Miller	
1996*	10	2		7	1		Second-East	Phillip Fulmer	Raymond Austin, Jay Graham	
1997	11	2		7	1		First/First-East	Phillip Fulmer	Leonard Little, Peyton Manning	
1998	13	0		8	0		First/First-East	Phillip Fulmer	Shawn Bryson, Jeff Hall, Mercedes Hamilton, Al Wilson	
1999	9	3		6	2		Second-East	Phillip Fulmer	Chad Clifton, Dwayne Goodrich, Tee Martin, Billy Ratliff, Spencer Riley, Darwin Walker	
2000	8	4		5	3		Tie-Second-East	Phillip Fulmer	David Leaverton, Eric Westmoreland, Cedrick Wilson	
2001	11	2		7	1		Second/First-East	Phillip Fulmer	Will Bartholomew, John Henderson, Andre Lott, Will Overstreet, Fred Weary	
2002	8	5		5	3		Third-East	Phillip Fulmer	Omari Hand, Eddie Moore, Will Ofenheusle	
2003	10	3		6	2		Tie-First-East	Phillip Fulmer	Casey Clausen, Kevin Burnett, Michael Munoz, Rashad Baker, Scott Wells, Constantin Ritzmann	
2004	10	3		7	1		Second/First-East	Phillip Fulmer	Michael Munoz, Parys Haralson, Jason Respert, Tony Brown, Kevin Burnett, Jason Allen	
2005	5	6		3	5		Tie-Fourth-East	Phillip Fulmer	Jason Allen, Rick Clausen, Cody Douglas, Parys Haralson, Jesse Mahelona, Rob Smith	
2006	9	4		5	3		Second-East	Phillip Fulmer	Justin Harrell, Turk McBride, Marvin Mitchell, Jayson Swain, Arron Sears	
2007	10	4		6	2		Second/First-East	Phillip Fulmer	Game Captains	
2008	5	7		3	5		Fifth-East	Phillip Fulmer	Robert Ayers, Eric Berry, Ramon Foster, Montario Hardesty, Lucas Taylor, Ellix Wilson	

112 776 327 53 311 158 19

*In 1996 the NCAA established an overtime period, eliminating the tie as a possible outcome.

T Records vs. All Opponents

Opponent	First Meeting	Last Meeting	Won	Lost	Tied	Opponent	First Meeting	Last Meeting	Won	Lost	Tied
Air Force.....	1970	2006	2	0	0	4 -Mississippi State.....	1907	2008	28	15	1
Akron.....	1989	1989	1	0	0	Mooney School.....	1910	1911	2	0	0
Alabama.....	1901	2008	38	46	7	Nashville.....	1901	1904	2	1	1
UAB.....	1998	2008	3	0	0	Nebraska.....	1997	1999	0	2	0
American University.....	1905	1906	2	0	1	UNLV.....	1996	2004	2	0	0
Arkansas.....	1907	2007	13	3	0	New Mexico.....	1983	1986	2	0	0
Army.....	1923	1986	5	2	1	New York University.....	1931	1931	1	0	0
Asheville Athletes.....	1893	1893	1	0	0	North Carolina.....	1893	1961	20	10	1
Athens.....	1913	1913	1	0	0	North Carolina State.....	1911	1939	1	1	0
Auburn.....	1900	2008	21	26	3	North Texas State.....	1975	1975	0	1	0
Baylor.....	1956	1956	0	1	0	Northern Illinois.....	2008	2008	1	0	0
Boston College.....	1940	1992	8	2	0	Northwestern.....	1996	1996	1	0	0
Bristol A.C.....	1897	1897	1	0	0	Notre Dame.....	1978	2005	4	4	0
California.....	1977	2007	2	2	0	Ohio State.....	1995	1995	1	0	0
California-Santa Barbara.....	1971	1971	1	0	0	Oklahoma.....	1938	1967	1	1	0
Camp Benning.....	1922	1922	1	0	0	Oklahoma State.....	1995	1995	1	0	0
Carson-Newman.....	1903	1931	12	0	0	Oregon State.....	1977	1978	1	0	1
Central University.....	1896	1896	1	0	0	Pacific.....	1990	1990	1	0	0
Centre.....	1905	1935	10	3	2	Penn State.....	1971	2006	2	3	0
Chattanooga A.C.....	1892	1896	2	0	0	Pittsburgh.....	1980	1983	0	2	0
Cincinnati.....	1904	1992	4	1	0	Purdue.....	1979	1979	0	1	0
The Citadel.....	1938	1983	3	0	0	Rhodes.....	1911	1940	3	0	0
Clemson.....	1901	2003	11	6	2	Rice.....	1946	1968	2	1	0
Colorado.....	1990	1990	0	0	1	Richmond.....	1963	1963	1	0	0
Colorado State.....	1975	1989	4	0	0	Rutgers.....	1979	2002	3	1	0
Cumberland (Ky.).....	1896	1897	2	0	0	Sewanee.....	1891	1939	12	10	0
Cumberland (Tenn.).....	1915	1915	1	0	0	South Carolina.....	1903	2008	21	4	2
Dartmouth.....	1921	1921	0	1	0	Southern California.....	1939	1981	0	4	0
Davidson.....	1913	1913	1	0	0	Southern Methodist.....	1970	1970	1	0	0
Dayton.....	1941	1955	4	0	0	Southern Mississippi.....	1950	2007	5	0	0
1 -Duke.....	1893	2003	14	13	2	Syracuse.....	1966	2001	3	0	0
East Carolina.....	1995	1995	1	0	0	Tampa.....	1960	1967	2	0	0
Emory & Henry.....	1920	1925	5	0	0	Temple.....	1944	1990	2	0	0
Florida.....	1916	2008	19	19	0	3 -Tennessee-Chattanooga.....	1899	1969	37	2	2
Florida State.....	1958	1998	1	1	0	Tennessee Medical School.....	1911	1912	1	0	1
Fordham.....	1934	1942	1	1	0	Tennessee Military Institute.....	1907	1907	1	0	0
Fresno State.....	2003	2003	1	0	0	Tennessee School for Deaf.....	1905	1905	1	0	0
Furman.....	1941	1942	2	0	0	Tennessee Tech.....	1947	1951	5	0	0
George Washington.....	1933	1933	1	0	0	Texas.....	1950	1968	1	2	0
Georgetown (Ky.).....	1900	1923	3	0	0	Texas A&M.....	1957	2004	2	0	0
Georgia.....	1899	2008	20	16	2	Texas Christian.....	1973	1976	2	0	0
Georgia Tech.....	1902	1987	24	17	2	UTEP.....	1986	1990	2	0	0
Hawaii.....	1972	1975	2	0	0	Texas Tech.....	1973	1997	1	1	0
Houston.....	1953	1998	2	1	0	2 -Transylvania.....	1899	1927	4	1	0
Howard.....	1910	1941	2	0	0	Tulane.....	1923	1967	4	1	0
Indiana.....	1987	1987	1	0	0	Tulsa.....	1942	1974	5	0	0
Iowa.....	1982	1987	1	1	0	Tusculum.....	1915	1919	3	0	0
Iowa State.....	1982	1982	1	0	0	UCLA.....	1965	2008	7	5	2
Kansas.....	1973	1974	2	0	0	Utah.....	1975	1984	3	0	0
Kansas State.....	2000	2000	0	1	0	Vanderbilt.....	1892	2008	70	27	5
2 -Kentucky.....	1893	2008	72	23	9	Villanova.....	1945	1945	1	0	0
King.....	1897	1914	7	0	0	Virginia.....	1927	1990	3	1	0
Louisiana-Lafayette.....	1992	2007	2	0	0	Virginia Military.....	1923	1923	0	1	0
Louisiana-Monroe.....	2000	2000	1	0	0	Virginia Tech.....	1896	1994	5	2	0
LSU.....	1925	2006	20	6	3	Wake Forest.....	1892	1985	6	3	0
Louisiana Tech.....	1993	2004	2	0	0	Washington & Lee.....	1899	1951	5	0	0
Louisville.....	1914	1993	5	0	0	Washington State.....	1980	1994	4	1	0
Marshall.....	2003	2006	2	0	0	Wichita State.....	1981	1981	1	0	0
Maryland.....	1951	2002	5	3	0	William & Mary.....	1945	1945	1	0	0
Maryville.....	1892	1936	25	1	1	Wisconsin.....	1981	2007	2	0	0
5 -Memphis.....	1968	2006	20	1	0	Wofford.....	1952	1952	1	0	0
Mercer.....	1912	1940	2	1	0	Wyoming.....	1999	2008	2	1	0
Miami (Fla.).....	1985	2003	2	1	0	Opponents.....	1891	2008	776	327	53
Michigan.....	2001	2001	1	0	0						
Middle Tennessee.....	2002	2002	1	0	0						
Minnesota.....	1986	1986	1	0	0						
Mississippi.....	1902	2005	43	18	1						

AIR FORCE

(2-0-0)

1970 New Orleans.....W.... 34-13
2006 Knoxville.....W.... 31-30

AKRON

(1-0-0)

1989 Knoxville.....W.... 52-9

ALABAMA

(38-46-7)

at Knoxville: 20-21-1
at Tuscaloosa: 4-4
at Birmingham: 14-21-6
Biggest Win: 27 points (41-14; 1969 and 1995, both in Birmingham)
Biggest Loss: 51 points (51-0; 1906 in Birmingham)
Longest Winning Streak: 7 games (1995-2001)
Longest Losing Streak: 11 games (1971-81)
Current Streak: Alabama 2 games

1901	Birmingham	T..... 6-6
1903	Birmingham	L..... 0-24
1904	Birmingham	W..... 5-0
1905	Birmingham	L..... 0-29
1906	Birmingham	L..... 0-51
1907	Birmingham	L..... 0-5
1908	Birmingham	L..... 0-4
1909	Knoxville	L..... 0-10
1912	Birmingham	L..... 0-7
1913	Tuscaloosa	L..... 0-6
1914	Knoxville	W.... 17-7
1928	Tuscaloosa	W.... 15-13
1929	Knoxville	W.... 6-0
1930	Tuscaloosa	L..... 6-18
1931	Knoxville	W.... 25-0
1932	Birmingham	W.... 7-3
1933	Knoxville	L..... 6-12
1934	Birmingham	L..... 6-13
1935	Knoxville	L..... 0-25
1936	Birmingham	T..... 0-0
1937	Knoxville	L..... 7-14
1938	Birmingham	W.... 13-0
1939	Knoxville	W.... 21-0
1940	Birmingham	W.... 27-12
1941	Knoxville	L..... 2-9
1942	Birmingham	L..... 0-8
1944	Knoxville	T..... 0-0
1945	Birmingham	L..... 7-25
1946	Knoxville	W.... 12-0
1947	Birmingham	L..... 0-10
1948	Knoxville	W.... 21-6
1949	Birmingham	T..... 7-7
1950	Knoxville	W.... 14-9
1951	Birmingham	W.... 27-13
1952	Knoxville	W.... 20-0
1953	Birmingham	T..... 0-0
1954	Knoxville	L..... 0-27
1955	Birmingham	W.... 20-0
1956	Knoxville	W.... 24-0
1957	Birmingham	W.... 14-0
1958	Knoxville	W.... 14-7
1959	Birmingham	T..... 7-7
1960	Knoxville	W.... 20-7
1961	Birmingham	L..... 3-34
1962	Knoxville	L..... 7-27
1963	Birmingham	L..... 0-35
1964	Knoxville	L..... 8-19
1965	Birmingham	T..... 7-7
1966	Knoxville	L..... 10-11
1967	Birmingham	W.... 24-13
1968	Knoxville	W.... 10-9
1969	Birmingham	W.... 41-14
1970	Knoxville	W.... 24-0
1971	Birmingham	L..... 15-32
1972	Knoxville	L..... 10-17
1973	Birmingham	L..... 21-42
1974	Knoxville	L..... 6-28
1975	Birmingham	L..... 7-30
1976	Knoxville	L..... 13-20
1977	Birmingham	L..... 10-24
1978	Knoxville	L..... 17-30
1979	Birmingham	L..... 17-27
1980	Knoxville	L..... 0-27
1981	Birmingham	L..... 19-38
1982	Knoxville	W.... 35-28
1983	Birmingham	W.... 41-34

1984 Knoxville.....W.... 28-27
1985 Birmingham.....W.... 16-14
1986 Knoxville.....L..... 28-56
1987 Birmingham.....L..... 22-41
1988 Knoxville.....L..... 20-28
1989 Birmingham.....L..... 30-47
1990 Knoxville.....L..... 6-9
1991 Birmingham.....L..... 19-24
1992 Knoxville.....L..... 10-17
1993 Birmingham*.....T..... 17-17
1994 Knoxville.....L..... 13-17
1995 Birmingham.....W.... 41-14
1996 Knoxville.....W.... 20-13
1997 Birmingham.....W.... 38-21
1998 Knoxville.....W.... 35-18
1999 Tuscaloosa.....W.... 21-7
2000 Knoxville.....W.... 20-10
2001 Tuscaloosa.....W.... 35-24
2002 Knoxville.....L..... 14-34
2003 Tuscaloosa (5OT).....W.... 51-43
2004 Knoxville.....W.... 17-13
2005 Tuscaloosa.....L..... 3-6
2006 Knoxville.....W.... 16-13
2007 Tuscaloosa.....L..... 14-41
2008 Knoxville.....L..... 9-29

* Game later forfeited to Tennessee as a result of NCAA sanctions.

UAB

(3-0-0)

1998 Knoxville.....W.... 37-13
2005 Knoxville.....W.... 17-10
2008 Knoxville.....W.... 35-3

AMERICAN

(2-0-1)

1905 Knoxville.....W.... 104-0
1906 Knoxville.....W.... 10-0
1906 Harriman.....T..... 5-5

ARKANSAS

(13-3-0)

at Knoxville: 6-1
at Fayetteville: 2-2
at Little Rock: 3-0
Bowl Games: 2-0
Biggest Win: 43 points (63-20; 2000 in Knoxville)
Biggest Loss: 17 points (31-14; 2006 in Fayetteville)
Longest Winning Streak: 6 games (1993-98)
Longest Losing Streak: 1 game
Current Streak: Tennessee 1 game

1907	Little Rock	W.... 14-2
1971	Memphis	W.... 14-13
1990	Dallas	W.... 31-27
1992	Knoxville	L..... 24-25
1993	Little Rock	W.... 28-14
1994	Knoxville	W.... 38-21
1995	Fayetteville	W.... 49-31
1996	Knoxville	W.... 55-14
1997	Little Rock	W.... 30-22
1998	Knoxville	W.... 28-24
1999	Fayetteville	L..... 24-28
2000	Knoxville	W.... 63-20
2001	Fayetteville	W.... 13-3
2002	Knoxville (6OT)	W.... 41-38
2006	Fayetteville	L..... 14-31
2007	Knoxville	W.... 34-13

ARKANSAS STATE

(1-0-0)

2007 Knoxville.....W.... 48-27

ARMY

(5-2-1)

1923	West Point	L..... 0-41
1965	Knoxville	W.... 21-0
1966	Memphis	W.... 38-7
1970	Knoxville	W.... 48-3
1973	West Point	W.... 37-18
1978	Knoxville	W.... 31-13
1984	Knoxville	T..... 24-24
1986	Knoxville	L..... 21-25

ASHEVILLE ATHLETES

(1-0-0)

1893 Knoxville.....W.... 12-6

ATHENS

(1-0-0)

1913 Knoxville.....W.... 95-0

AUBURN

(21-26-3)

at Knoxville: 14-8-2
at Auburn: 2-7-1
at Birmingham: 4-10-0
at SEC Championship: 1-1
Biggest Win: 42 points (42-0, 1980 in Auburn)
Biggest Loss: 32 points (38-6, 1988 in Auburn)
Longest Winning Streak: 4 games (1991-99)
Longest Losing Streak: 4 games (1961-64), (2003-08)
Current Streak: Auburn 4 games

1900	Birmingham	L..... 0-23
1929	Knoxville	W.... 27-0
1935	Birmingham	W.... 13-6
1936	Knoxville	L..... 0-6
1937	Birmingham	L..... 7-20
1938	Knoxville	W.... 7-0
1939	Knoxville	W.... 7-0
1956	Birmingham	W.... 35-7
1957	Knoxville	L..... 0-7
1958	Birmingham	L..... 0-13
1959	Knoxville	W.... 3-0
1960	Birmingham	W.... 10-3
1961	Knoxville	L..... 21-24
1962	Birmingham	L..... 21-22
1963	Knoxville	L..... 19-23
1964	Birmingham	L..... 0-3
1965	Knoxville	T..... 13-13
1966	Birmingham	W.... 28-0
1967	Knoxville	W.... 27-13
1968	Birmingham	L..... 14-28
1969	Knoxville	W.... 45-19
1970	Birmingham	L..... 23-36
1971	Knoxville	L..... 9-10
1972	Birmingham	L..... 6-10
1973	Knoxville	W.... 21-0
1974	Auburn	L..... 0-21
1975	Knoxville	W.... 21-17
1976	Birmingham	L..... 28-38
1977	Knoxville	L..... 12-14
1978	Birmingham	L..... 10-29
1979	Knoxville	W.... 35-17
1980	Auburn	W.... 42-0
1981	Knoxville	W.... 10-7
1982	Auburn	L..... 14-24
1983	Knoxville	L..... 14-37
1984	Auburn	L..... 10-29
1985	Knoxville	W.... 38-20
1986	Auburn	L..... 8-34
1987	Knoxville	T..... 20-20
1988	Auburn	L..... 6-38
1989	Knoxville	W.... 21-14
1990	Auburn	T..... 26-26
1991	Knoxville	W.... 30-21
1997	Atlanta	W.... 30-29
1998	Auburn	W.... 17-9
1999	Knoxville	W.... 24-0
2003	Auburn	L..... 21-28
2004	Knoxville	L..... 10-34
2004	Atlanta	L..... 28-38
2008	Auburn	L..... 12-14

BAYLOR

(0-1-0)

1956 New Orleans.....L..... 7-13

BOSTON COLLEGE

(8-2-0)

1940	New Orleans	L..... 13-19
1941	Chestnut Hill	W.... 14-7
1946	Chestnut Hill	W.... 33-13
1947	Knoxville	W.... 38-13
1964	Knoxville	W.... 16-14
1977	Knoxville	W.... 24-18
1979	Chestnut Hill	W.... 28-16
1987	Chestnut Hill	L..... 18-20
1988	Knoxville	W.... 10-7
1992	Tampa	W.... 38-23

BRISTOL A.C.

(1-0-0)

1897 Bristol.....W.... 12-0

CALIFORNIA

(2-2-0)

1977 Knoxville.....L..... 17-27
1987 Knoxville.....W.... 38-12
2006 Knoxville.....W.... 35-18
2007 Berkeley.....L..... 31-45

UC SANTA BARBARA

(1-0-0)

1971 Knoxville.....W.... 48-6

CAMP BENNING

(1-0-0)

1922 Columbus.....W.... 15-0

CARSON-NEWMAN

(12-0-0)

1903	Knoxville	W.... 38-0
1913	Knoxville	W.... 58-0
1914	Knoxville	W.... 89-0
1915	Knoxville	W.... 101-0
1922	Knoxville	W.... 32-7
1924	Knoxville	W.... 13-0
1926	Knoxville	W.... 13-0
1927	Knoxville	W.... 33-0
1928	Knoxville	W.... 57-0
1929	Knoxville	W.... 73-0
1930	Knoxville	W.... 34-0
1931	Knoxville	W.... 31-0

CENTRAL UNIVERSITY

(1-0-0)

1896 Knoxville.....W.... 30-0

CENTRE

(10-3-2)

1905	Knoxville	W.... 31-5
1906	Knoxville	L..... 0-6
1909	Knoxville	T..... 0-0
1910	Knoxville	L..... 2-17
1911	Knoxville	T..... 0-0
1912	Knoxville	W.... 67-0
1915	Knoxville	W.... 80-0
1924	Knoxville	L..... 0-32
1925	Danville	W.... 12-0
1926	Knoxville	W.... 30-7
1928	Knoxville	W.... 41-7
1929	Knoxville	W.... 40-6
1930	Knoxville	W.... 18-0
1934	Knoxville	W.... 32-0
1935	Knoxville	W.... 25-14

CHATTANOOGA A.C.

(2-0-0)

1892 Chattanooga.....W.... 16-6
1896 Chattanooga.....W.... 4-0

CINCINNATI

(4-1-0)

1904	Knoxville	L..... 0-35
1919	Knoxville	W.... 33-12
1941	Knoxville	W.... 21-6
1942	Knoxville	W.... 34-12
1992	Knoxville	W.... 40-0

THE CITADEL

(3-0-0)

1938 Knoxville.....W.... 44-0
1939 Knoxville.....W.... 34-0
1983 Memphis.....W.... 45-6

CLEMSON

(11-6-2)

1901	Knoxville	T..... 6-6
1902	Knoxville	L..... 0-11
1904	Knoxville	L..... 0-6
1905	Clemson	T..... 5-5
1906	Clemson	L..... 0-16
1907	Clemson	W.... 4-0
1908	Knoxville	W.... 6-5
1914	Knoxville	W.... 27-0
1915	Knoxville	L..... 0-3
1916	Clemson	W.... 14-0
1919	Clemson	L..... 0-14
1920	Knoxville	W.... 26-0
1930	Knoxville	W.... 27-0
1931	Knoxville	W.... 44-0
1938	Knoxville	W.... 20-7

1944	KnoxvilleW.....26-7
1974	KnoxvilleW.....29-28
1976	KnoxvilleW.....21-19
2003	AtlantaL.....14-27

COLORADO

(0-0-1)

1990	AnaheimT.....31-31
------	---------	------------------

COLORADO STATE

(4-0-0)

1975	KnoxvilleW.....28-7
1981	KnoxvilleW.....42-0
1987	KnoxvilleW.....49-3
1989	KnoxvilleW.....17-14

CUMBERLAND (KY.)

(2-0-0)

AS WILLIAMSBURG INSTITUTE

1896	KnoxvilleW.....10-6
1897	KnoxvilleW.....6-0

CUMBERLAND (TENN.)

(1-0-0)

1915	KnoxvilleW.....101-0
------	-----------	------------------

DARTMOUTH

(0-1-0)

1921	HanoverL.....3-14
------	---------	-----------------

DAVIDSON

(1-0-0)

1913	KnoxvilleW.....9-0
------	-----------	----------------

DAYTON

(4-0-0)

1941	KnoxvilleW.....26-0
1942	KnoxvilleW.....34-6
1954	KnoxvilleW.....14-7
1955	KnoxvilleW.....53-7

DUKE

(14-13-2)

AS TRINITY COLLEGE

1893	DurhamL.....0-70
------	--------	-----------------

AS DUKE

1931	KnoxvilleW.....25-2
1932	KnoxvilleW.....16-13
1933	DurhamL.....2-10
1934	KnoxvilleW.....14-6
1935	DurhamL.....6-19
1936	KnoxvilleW.....15-13
1937	DurhamT.....0-0
1940	KnoxvilleW.....13-0
1941	DurhamL.....0-19
1946	DurhamW.....12-7
1947	KnoxvilleL.....7-19
1948	DurhamT.....7-7
1949	KnoxvilleL.....7-21
1950	DurhamW.....28-7
1951	KnoxvilleW.....26-0
1952	DurhamL.....0-7
1953	KnoxvilleL.....7-21
1954	DurhamL.....6-7
1955	KnoxvilleL.....0-21
1956	DurhamW.....33-20
1973	KnoxvilleW.....21-17
1976	KnoxvilleL.....18-21
1978	KnoxvilleW.....34-0
1982	KnoxvilleL.....24-25
1988	KnoxvilleL.....26-31
1989	KnoxvilleW.....28-6
1993	KnoxvilleW.....52-19
2003	KnoxvilleW.....23-6

EAST CAROLINA

(1-0-0)

1995	KnoxvilleW.....27-7
------	-----------	-----------------

EMORY & HENRY

(5-0-0)

1920	KnoxvilleW.....45-0
1921	KnoxvilleW.....27-0
1922	KnoxvilleW.....50-0
1924	KnoxvilleW.....27-0
1925	KnoxvilleW.....51-0

FLORIDA

(19-19-0)

at Knoxville: 11-9
at Gainesville: 5-9
Neutral: 3-1
Biggest Win: 42 points (45-3; 1990 in Knoxville)
Biggest Loss: 39 points (59-20; 2007 in Gainesville)
Longest Winning Streak: 10 games (1916-53)
Longest Losing Streak: 5 games (1993-97)
Current Streak: Florida 4 games

1916	TampaW.....24-0
1921	KnoxvilleW.....9-0
1928	KnoxvilleW.....13-12
1930	JacksonvilleW.....13-6
1932	JacksonvilleW.....32-13
1933	KnoxvilleW.....13-6
1940	KnoxvilleW.....14-0
1944	KnoxvilleW.....40-0
1952	KnoxvilleW.....26-12
1953	GainesvilleW.....9-7
1954	KnoxvilleL.....0-14
1955	GainesvilleW.....20-0
1969	JacksonvilleL.....13-14
1970	KnoxvilleW.....38-7
1971	GainesvilleW.....20-13
1976	KnoxvilleL.....18-20
1977	GainesvilleL.....17-27
1984	KnoxvilleL.....30-43
1985	GainesvilleL.....10-17
1990	KnoxvilleW.....45-3
1991	GainesvilleL.....18-35
1992	KnoxvilleW.....31-14
1993	GainesvilleL.....34-41
1994	KnoxvilleL.....0-31
1995	GainesvilleL.....37-62
1996	KnoxvilleL.....29-35
1997	GainesvilleL.....20-33
1998	Knoxville (OT)W.....20-17
1999	GainesvilleL.....21-23
2000	KnoxvilleL.....23-27
2001	GainesvilleW.....34-32
2002	KnoxvilleL.....13-30
2003	GainesvilleW.....24-10
2004	KnoxvilleW.....30-28
2005	GainesvilleL.....7-16
2006	KnoxvilleL.....20-21
2007	GainesvilleL.....20-59
2008	KnoxvilleL.....6-30

FLORIDA STATE

(1-1-0)

1958	KnoxvilleL.....0-10
1998	TempeW.....23-16

FORDHAM

(1-1-0)

1934	New YorkL.....12-13
1942	KnoxvilleW.....40-14

FRESNO STATE

(1-0-0)

2003	KnoxvilleW.....24-6
------	-----------	-----------------

FURMAN

(2-0-0)

1941	KnoxvilleW.....32-6
1942	KnoxvilleW.....52-7

GEORGE WASHINGTON

(1-0-0)

1933	WashingtonW.....13-0
------	------------	-----------------

GEORGETOWN (KY.)

(3-0-0)

1900	KnoxvilleW.....12-6
1901	KnoxvilleW.....12-0
1923	KnoxvilleW.....13-6

GEORGIA

(20-16-2)

at Knoxville: 10-8-1
at Athens: 10-8-1
Biggest Win: 46 points (46-0; 1936 in Athens)
Biggest Loss: 44 points (44-0; 1981 in Athens)
Longest Winning Streak: 9 games (1989-99)
Longest Losing Streak: 5 games (1909-24)
Current Streak: Georgia 1 game
1899 Knoxville.....W.....5-0

1903	KnoxvilleL.....0-5
1906	AthensT.....0-0
1907	AthensW.....15-0
1908	KnoxvilleW.....10-0
1909	KnoxvilleL.....0-3
1910	AthensL.....5-35
1922	AthensL.....3-7
1923	KnoxvilleL.....0-17
1924	AthensL.....0-33
1925	KnoxvilleW.....12-7
1936	AthensW.....46-0
1937	KnoxvilleW.....32-0
1968	KnoxvilleT.....17-17
1969	AthensW.....17-3
1972	AthensW.....14-0
1973	KnoxvilleL.....31-35
1980	KnoxvilleL.....15-16
1981	AthensL.....0-44
1988	AthensL.....17-28
1989	KnoxvilleW.....17-14
1992	AthensW.....34-31
1993	KnoxvilleW.....38-6
1994	AthensW.....41-23
1995	KnoxvilleW.....30-27
1996	AthensW.....29-17
1997	KnoxvilleW.....38-13
1998	AthensW.....22-3
1999	KnoxvilleW.....37-20
2000	AthensL.....10-21
2001	KnoxvilleL.....24-26
2002	AthensL.....13-18
2003	KnoxvilleL.....14-41
2004	AthensW.....19-14
2005	KnoxvilleL.....14-27
2006	AthensW.....51-33
2007	KnoxvilleW.....35-14
2008	AthensL.....14-26

GEORGIA TECH

(24-17-2)

1902	AtlantaW.....10-6
1903	KnoxvilleW.....11-0
1904	AtlantaL.....0-2
1905	AtlantaL.....0-45
1907	AtlantaL.....4-6
1908	AtlantaW.....6-5
1909	KnoxvilleL.....0-29
1911	AtlantaL.....0-24
1946	KnoxvilleW.....13-9
1947	AtlantaL.....0-27
1948	AtlantaW.....13-6
1949	KnoxvilleL.....13-30
1954	AtlantaL.....7-28
1955	KnoxvilleT.....7-7
1956	AtlantaW.....6-0
1957	KnoxvilleW.....21-6
1958	AtlantaL.....7-21
1959	KnoxvilleL.....7-14
1960	AtlantaL.....7-14
1961	KnoxvilleW.....10-6
1962	AtlantaL.....0-17
1963	KnoxvilleL.....7-23
1964	AtlantaW.....22-14
1965	KnoxvilleW.....21-7
1966	AtlantaL.....3-6
1967	KnoxvilleW.....24-13
1968	AtlantaW.....24-7
1969	KnoxvilleW.....26-8
1970	AtlantaW.....17-6
1971	KnoxvilleW.....10-6
1972	AtlantaW.....34-3
1973	KnoxvilleW.....20-14
1976	AtlantaW.....42-7
1977	KnoxvilleL.....8-24
1979	KnoxvilleW.....31-0
1980	AtlantaW.....23-10
1981	KnoxvilleW.....10-7
1982	AtlantaL.....21-31
1983	KnoxvilleW.....37-3
1984	AtlantaW.....24-21
1985	KnoxvilleT.....6-6
1986	AtlantaL.....13-14
1987	KnoxvilleW.....29-15

HAWAII

(2-0-0)

1972	KnoxvilleW.....34-2
1975	HonoluluW.....28-6

HOUSTON

(2-1-0)

1953	HoustonL.....19-33
1965	KnoxvilleW.....17-8
1998	KnoxvilleW.....42-7

HOWARD

(2-0-0)

1910	BirminghamW.....17-0
1941	KnoxvilleW.....28-6

INDIANA

(1-0-0)

1987	AtlantaW.....27-22
------	---------	------------------

IOWA

(1-1-0)

1982	AtlantaL.....22-28
1987	East RutherfordW.....23-22

IOWA STATE

(1-0-0)

1982	KnoxvilleW.....23-21
------	-----------	------------------

KANSAS

(2-0-0)

1973	MemphisW.....28-27
1974	KnoxvilleW.....17-3

KANSAS STATE

(0-1-0)

2000	DallasL.....21-35
------	--------	------------------

KENTUCKY

(72-23-9)

at Knoxville: 38-10-6
at Lexington: 34-13-3
Biggest Win: 52 points (52-0; 1994 in Knoxville)
Biggest Loss: 56 points (56-0; 1893 in Knoxville)
Longest Winning Streak: 24 games (1985-2008)
Longest Losing Streak: 4 games (1909-12)
Current Streak: Tennessee 24 games

AS KENTUCKY A&M

1893	KnoxvilleL.....0-56
1899	KnoxvilleW.....12-0
1901	KnoxvilleW.....5-0
1906	LexingtonL.....0-21
1907	KnoxvilleT.....0-0

AS KENTUCKY STATE

1908	KnoxvilleW.....7-0
1909	LexingtonL.....0-17
1910	KnoxvilleL.....0-10
1911	LexingtonL.....0-12
1912	KnoxvilleL.....6-13
1913	LexingtonW.....13-7
1914	KnoxvilleW.....23-6
1915	LexingtonL.....0-6
1916	KnoxvilleT.....0-0

AS KENTUCKY

1919	LexingtonL.....0-13
1920	KnoxvilleW.....14-7
1921	LexingtonT.....0-0
1922	KnoxvilleW.....14-7
1923	LexingtonW.....18-0
1924	KnoxvilleL.....6-27
1925	LexingtonL.....20-23
1926	KnoxvilleW.....6-0
1927	LexingtonW.....20-0
1928	KnoxvilleT.....0-0
1929	LexingtonT.....6-6
1930	KnoxvilleW.....8-0
1931	LexingtonT.....6-6
1932	KnoxvilleW.....26-0
1933	LexingtonW.....27-0
1934	KnoxvilleW.....19-0
1935	LexingtonL.....0-27
1936	KnoxvilleW.....7-6
1937	LexingtonW.....13-0
1938	KnoxvilleW.....46-0
1939	LexingtonW.....19-0
1940	KnoxvilleW.....33-0
1941	LexingtonW.....20-7
1942	KnoxvilleW.....26-0
1944	KnoxvilleW.....26-13
1944	LexingtonW.....21-7



1945	LexingtonW	14-0
1946	KnoxvilleW	7-0
1947	LexingtonW	13-6
1948	KnoxvilleT	0-0
1949	LexingtonW	6-0
1950	KnoxvilleW	7-0
1951	LexingtonW	28-0
1952	KnoxvilleT	14-14
1953	LexingtonL	21-27
1954	KnoxvilleL	13-14
1955	LexingtonL	0-23
1956	KnoxvilleW	20-7
1957	LexingtonL	6-20
1958	KnoxvilleL	2-6
1959	LexingtonL	0-20
1960	KnoxvilleT	10-10
1961	LexingtonW	26-16
1962	KnoxvilleL	10-12
1963	LexingtonW	19-0
1964	KnoxvilleL	7-12
1965	LexingtonW	19-3
1966	KnoxvilleW	28-19
1967	LexingtonW	17-7
1968	KnoxvilleW	24-7
1969	LexingtonW	31-26
1970	KnoxvilleW	45-0
1971	LexingtonW	21-7
1972	KnoxvilleW	17-7
1973	LexingtonW	16-14
1974	KnoxvilleW	24-7
1975	LexingtonW	17-13
1976	KnoxvilleL	0-7
1977	LexingtonL	17-21
1978	KnoxvilleW	29-14
1979	LexingtonW	20-17
1980	KnoxvilleW	45-14
1981	LexingtonL	10-21
1982	KnoxvilleW	28-7
1983	LexingtonW	10-0
1984	KnoxvilleL	12-17
1985	LexingtonW	42-0
1986	KnoxvilleW	28-9
1987	LexingtonW	24-22
1988	KnoxvilleW	28-24
1989	LexingtonW	31-10
1990	KnoxvilleW	42-28
1991	LexingtonW	16-7
1992	KnoxvilleW	34-13
1993	LexingtonW	48-0
1994	KnoxvilleW	52-0
1995	LexingtonW	34-31
1996	KnoxvilleW	56-10
1997	LexingtonW	59-31
1998	KnoxvilleW	59-21
1999	LexingtonW	56-21
2000	KnoxvilleW	59-20
2001	LexingtonW	38-35
2002	KnoxvilleW	24-0
2003	LexingtonW	20-7
2004	KnoxvilleW	37-31
2005	LexingtonW	27-8
2006	KnoxvilleW	17-12
2007	Lexington (4OT)W	59-7
2008	KnoxvilleW	28-10

KING
(7-0-0)

1897	KnoxvilleW	28-0
1899	KnoxvilleW	11-5
1900	KnoxvilleW	22-0
1901	KnoxvilleW	8-0
1902	KnoxvilleW	12-0
1912	KnoxvilleW	101-0
1914	KnoxvilleW	55-3

LOUISIANA-LAFAYETTE
(2-0-0)

<i>AS SOUTHWESTERN LOUISIANA</i>			
1992	KnoxvilleW	38-3
<i>AS LOUISIANA-LAFAYETTE</i>			
2007	KnoxvilleW	59-7

LOUISIANA-MONROE
(1-0-0)

2000	KnoxvilleW	70-3
------	-----------	--------	------

LSU
(20-7-3)

at Knoxville: 11-2-1
at Baton Rouge: 8-3-2
Bowl Game: 1-0
SEC Championship: 0-2
Biggest Win: 28 points (28-0, 1940 in Knoxville)
Biggest Loss: 25 points (34-9, 1988 in Knoxville)
Longest Winning Streak: 10 games
(1934-59)
Longest Losing Streak: 2 games (2006-2007)
Current Streak: LSU 2 games

1925	KnoxvilleT	0-0
1926	Baton RougeW	14-7
1933	Baton RougeL	0-7
1934	KnoxvilleW	19-13
1938	KnoxvilleW	14-6
1939	Baton RougeW	20-0
1940	KnoxvilleW	28-0
1941	Baton RougeW	13-6
1942	KnoxvilleW	26-0
1944	Baton RougeW	13-0
1952	Baton RougeW	22-3
1953	KnoxvilleW	32-14
1959	KnoxvilleW	14-13
1964	Baton RougeT	3-3
1967	KnoxvilleW	17-14
1972	HoustonW	24-17
1974	Baton RougeL	10-20
1975	KnoxvilleW	24-10
1982	Baton RougeT	24-24
1983	KnoxvilleW	20-6
1988	KnoxvilleL	9-34
1989	Baton RougeW	45-39
1992	Baton RougeW	20-0
1993	KnoxvilleW	42-20
2000	Baton Rouge (OT)L	31-38
2001	KnoxvilleW	26-18
2001	AtlantaL	20-31
2005	Baton Rouge (OT)W	30-27
2006	KnoxvilleL	24-28
2007	AtlantaL	21-14

LOUISIANA TECH
(2-0-0)

1993	KnoxvilleW	50-0
2004	KnoxvilleW	42-17

LOUISVILLE
(5-0-0)

1914	LouisvilleW	66-0
1953	KnoxvilleW	59-6
1987	KnoxvilleW	41-10
1991	LouisvilleW	28-11
1993	KnoxvilleW	45-10

MARSHALL
(2-0-0)

2003	KnoxvilleW	34-24
2006	KnoxvilleW	33-7

MARYLAND
(5-3-0)

1951	New OrleansL	13-28
1956	KnoxvilleW	34-7
1957	College ParkW	16-0
1974	MemphisW	7-3
1975	KnoxvilleW	26-8
1983	OrlandoW	30-23
1984	El PasoL	27-28
2002	AtlantaL	3-30

MARYVILLE
(25-1-1)

1892	MaryvilleW	25-0
1893	KnoxvilleW	32-0
1902	KnoxvilleW	34-0
1903	KnoxvilleW	17-0
1904	KnoxvilleW	17-0
1906	KnoxvilleL	0-11
1907	KnoxvilleW	34-0
1908	KnoxvilleW	39-5

1910	KnoxvilleW	13-0
1911	KnoxvilleW	22-5
1912	KnoxvilleW	38-0
1913	KnoxvilleW	75-0
1916	KnoxvilleW	32-6
1919	KnoxvilleW	32-2
1920	KnoxvilleW	47-0
1921	MaryvilleW	7-0
1922	KnoxvilleW	21-0
1923	KnoxvilleT	14-14
1924	KnoxvilleW	28-10
1925	KnoxvilleW	13-0
1926	KnoxvilleW	6-0
1927	KnoxvilleW	7-0
1928	KnoxvilleW	41-0
1930	KnoxvilleW	54-0
1931	KnoxvilleW	33-0
1932	KnoxvilleW	60-0
1936	KnoxvilleW	34-0

MEMPHIS
(20-1-0)

AS MEMPHIS STATE

1968	KnoxvilleW	24-17
1969	MemphisW	55-16
1972	MemphisW	38-7
1974	KnoxvilleW	34-6
1976	MemphisW	21-14
1977	KnoxvilleW	27-14
1981	MemphisW	28-9
1982	KnoxvilleW	29-3
1984	KnoxvilleW	41-9
1985	MemphisW	17-7
1986	KnoxvilleW	33-3
1988	MemphisW	38-25
1991	KnoxvilleW	52-24
1992	MemphisW	26-21

AS MEMPHIS

1994	KnoxvilleW	24-13
1996	MemphisL	17-21
1999	KnoxvilleW	17-16
2000	MemphisW	19-17
2001	KnoxvilleW	49-28
2005	KnoxvilleW	20-16
2006	MemphisW	41-7

MERCER
(2-1-0)

1912	MaconL	14-27
1939	KnoxvilleW	17-0
1940	KnoxvilleW	49-0

MIAMI (Fla.)
(2-1-0)

1985	New OrleansW	35-7
2002	KnoxvilleL	3-26
2003	MiamiW	10-6

MICHIGAN
(1-0-0)

2001	OrlandoW	45-17
------	---------	--------	-------

MIDDLE TENNESSEE
(1-0-0)

2002	KnoxvilleW	26-3
------	-----------	--------	------

MINNESOTA
(1-0-0)

1986	MemphisW	21-14
------	---------	--------	-------

MISSISSIPPI
(43-18-1)

at Knoxville: 24-5
at Oxford: 3-0
at Memphis: 13-10-1
at Jackson: 3-3
Biggest Win: 49 points (49-0, 1922 in Knoxville)
Biggest Loss: 38 points (0-38, 1969 in Jackson)
Longest Winning Streak: 12, Two times
Longest Losing Streak: 8 games (1959-66)
Current Streak: Tennessee 12 games

1902	MemphisW	11-10
1922	KnoxvilleW	49-0
1923	KnoxvilleW	10-0
1927	KnoxvilleW	21-7
1928	KnoxvilleW	13-12

1929	KnoxvilleW	52-7
1930	KnoxvilleW	27-0
1931	KnoxvilleW	38-0
1932	KnoxvilleW	33-0
1933	KnoxvilleW	35-6
1934	KnoxvilleW	27-0
1935	MemphisW	14-13
1936	MemphisT	0-0
1937	MemphisW	32-0
1938	MemphisW	47-0
1942	MemphisW	14-0
1944	MemphisW	20-7
1945	MemphisW	34-0
1946	MemphisW	18-14
1947	MemphisL	13-43
1948	MemphisL	13-16
1949	MemphisW	35-7
1950	KnoxvilleW	35-0
1951	OxfordW	46-21
1956	KnoxvilleW	27-7
1957	MemphisL	7-14
1958	KnoxvilleW	18-16
1959	MemphisL	7-37
1960	KnoxvilleL	3-24
1961	MemphisL	10-24
1962	KnoxvilleL	6-19
1963	MemphisL	0-20
1964	KnoxvilleL	0-30
1965	MemphisL	13-14
1966	KnoxvilleL	7-14
1967	MemphisW	20-7
1968	KnoxvilleW	31-0
1969	JacksonL	0-38
1972	KnoxvilleW	17-0
1973	JacksonL	18-28
1974	MemphisW	29-17
1975	MemphisL	6-23
1976	KnoxvilleW	32-6
1977	MemphisL	14-43
1978	KnoxvilleW	41-17
1979	JacksonL	20-44
1980	MemphisL	9-20
1981	KnoxvilleW	28-20
1982	JacksonW	30-17
1983	KnoxvilleL	10-13
1984	JacksonW	41-17
1985	KnoxvilleW	34-14
1986	JacksonW	22-10
1987	KnoxvilleW	55-13
1988	OxfordW	20-12
1989	KnoxvilleW	33-21
1990	MemphisW	22-13
1991	KnoxvilleW	36-25
1996	MemphisW	41-3
1997	KnoxvilleW	31-17
2004	OxfordW	21-17
2005	KnoxvilleW	27-10

MISSISSIPPI STATE
(28-15-1)

at Knoxville: 13-7-0
at Starkville: 5-4-0
at Memphis: 9-4-1
SEC Championship: 1-0-0
Biggest Win: 38 points (59-21; 2003 in Knoxville)
Biggest Loss: 48 points (48-0; 1910 in Starkville)
Longest Winning Streak: 6 games (1995-2008)
Longest Losing Streak: 4 games (1910-20)
Current Streak: Tennessee 6 games

AS MISSISSIPPIA&M

1907	MemphisW	11-4
1910	StarkvilleL	0-48
1915	KnoxvilleL	0-14
1919	KnoxvilleL	0-6
1920	StarkvilleL	7-13
1921	MemphisW	14-7
1922	MemphisW	31-3
1923	MemphisW	7-3
1924	MemphisL	2-7
1925	KnoxvilleW	14-9
1926	StarkvilleW	33-0
1932	KnoxvilleW	31-0

AS MISSISSIPPI STATE

1933	KnoxvilleW	20-0
1934	KnoxvilleW	14-0
1948	KnoxvilleL	6-21

1949	Knoxville.....W....10-0
1950	Starkville.....L....0-7
1951	Knoxville.....W....14-0
1952	Memphis.....W....14-7
1953	Knoxville.....L....0-26
1954	Memphis.....W....19-7
1955	Knoxville.....L....7-13
1957	Knoxville.....W....14-9
1958	Memphis.....W....13-8
1959	Knoxville.....W....22-6
1960	Memphis.....T.....0-0
1961	Knoxville.....W....17-3
1962	Memphis.....L....6-7
1963	Knoxville.....L....0-7
1964	Memphis.....W....14-13
1971	Memphis.....W....10-7
1978	Memphis.....L....21-34
1979	Memphis.....L....9-28
1986	Knoxville.....L....23-27
1987	Starkville.....W....38-10
1990	Starkville.....W....40-7
1991	Knoxville.....W....26-24
1994	Starkville.....L....21-24
1995	Knoxville.....W....52-14
1998	Atlanta.....W....24-14
2002	Starkville.....W....35-17
2003	Knoxville.....W....59-21
2007	Starkville.....W....33-21
2008	Knoxville.....W....34-3

MOODNEY SCHOOL
(2-0-0)

1910	Knoxville.....W....7-0
1911	Knoxville.....W....27-0

NASHVILLE
(2-1-1)

1901	Nashville.....L....5-16
1902	Nashville.....W....10-0
1903	Nashville.....W....10-0
1904	Knoxville.....T....0-0

NEBRASKA
(0-2-0)

1997	Miami.....L....17-42
1999	Tempe.....L....21-31

UNLV
(2-0-0)

1996	Knoxville.....W....62-3
2004	Knoxville.....W....42-17

NEW MEXICO
(2-0-0)

1983	Knoxville.....W....31-6
1986	Knoxville.....W....35-21

NEW YORK UNIVERSITY
(1-0-0)

1931	New York.....W....13-0
------	------------------------

NORTHWESTERN
(1-0-0)

1996	Orlando.....W....48-28
------	------------------------

NORTH CAROLINA
(20-10-1)

1893	Chapel Hill.....L....0-60
1897	Knoxville.....L....0-16
1900	Knoxville.....L....5-22
1908	Knoxville.....W....12-0
1909	Knoxville.....L....0-3
1919	Knoxville.....T....0-0
1926	Knoxville.....W....34-0
1927	Chapel Hill.....W....26-0
1930	Knoxville.....W....9-7
1931	Chapel Hill.....W....7-0
1932	Knoxville.....W....20-7
1934	Chapel Hill.....W....19-7
1935	Knoxville.....L....13-38
1936	Chapel Hill.....L....6-14
1945	Knoxville.....W....20-6
1946	Knoxville.....W....20-14
1947	Chapel Hill.....L....6-20
1948	Knoxville.....L....7-14
1949	Chapel Hill.....W....35-6
1950	Knoxville.....W....16-0
1951	Chapel Hill.....W....27-0

1952	Knoxville.....W....41-14
1953	Chapel Hill.....W....20-6
1954	Knoxville.....W....26-20
1955	Chapel Hill.....W....48-7
1956	Knoxville.....W....20-0
1957	Chapel Hill.....W....35-0
1958	Knoxville.....L....7-21
1959	Chapel Hill.....W....29-7
1960	Knoxville.....W....27-14
1961	Chapel Hill.....L....21-22

NORTH CAROLINA STATE
(1-1-0)

1911	Raleigh.....L....0-16
1939	Raleigh.....W....13-0

NORTHERN ILLINOIS

2008	Knoxville.....W....13-9
------	-------------------------

NORTH TEXAS STATE
(0-1-0)

1975	Knoxville.....L....14-21
------	--------------------------

NOTRE DAME
(4-4-0)

1978	South Bend.....L....14-31
1979	Knoxville.....W....40-18
1990	Knoxville.....L....29-34
1991	South Bend.....W....35-34
1999	Knoxville.....W....38-14
2001	South Bend.....W....28-18
2004	Knoxville.....L....13-17
2005	South Bend.....L....21-41

OHIO STATE
(1-0-0)

1995	Orlando.....W....20-14
------	------------------------

OKLAHOMA
(1-1-0)

1938	Miami.....W....17-0
1967	Miami.....L....24-26

OKLAHOMA STATE
(1-0-0)

1995	Knoxville.....W....31-0
------	-------------------------

OREGON STATE
(1-0-1)

1977	Knoxville.....W....41-10
1978	Knoxville.....T....13-13

PACIFIC
(1-0-0)

1990	Knoxville.....W....55-7
------	-------------------------

PENN STATE
(2-3-0)

1971	Knoxville.....W....31-11
1972	Knoxville.....W....28-21
1992	Tempe.....L....17-42
1994	Orlando.....L....13-31
2007	Tampa.....L....10-20

PITTSBURGH
(0-2-0)

1980	Knoxville.....L....6-30
1983	Knoxville.....L....3-13

PURDUE
(0-1-0)

1979	Houston.....L....22-27
------	------------------------

RHODES
(3-0-0)

AS SOUTHWESTERN

1911	Knoxville.....W....22-0
1935	Knoxville.....W....20-0
1940	Memphis.....W....41-0

RICE
(2-1-0)

1946	Miami.....L....0-8
1966	Knoxville.....W....23-3
1968	Houston.....W....52-0

RICHMOND
(1-0-0)

1963	Knoxville.....W....34-6
------	-------------------------

RUTGERS
(3-1-0)

1979	Knoxville.....L....7-13
1983	East Rutherford.....W....7-0
1985	Knoxville.....W....40-0
2002	Knoxville.....W....35-14

SEWANEES
(12-10-0)

1891	Chattanooga.....L....0-24
1892	Sewanee.....L....0-54
1892	Knoxville.....L....0-10
1899	Sewanee.....L....0-51
1902	Knoxville.....W....6-0
1903	Knoxville.....L....0-17
1904	Knoxville.....L....0-12
1905	Sewanee.....L....6-11
1906	Knoxville.....L....0-17
1912	Chattanooga.....L....6-33
1913	Chattanooga.....L....6-17
1914	Chattanooga.....W....14-7
1916	Chattanooga.....W....17-0
1920	Chattanooga.....W....20-0
1921	Knoxville.....W....21-0
1922	Chattanooga.....W....18-7
1926	Knoxville.....W....12-0
1927	Knoxville.....W....32-12
1928	Knoxville.....W....37-0
1937	Knoxville.....W....32-0
1938	Knoxville.....W....26-3
1939	Knoxville.....W....40-0

SOUTH CAROLINA
(21-4-2)

at Knoxville: 13-1	
at Columbia: 8-3-2	
Biggest Win: 54 points (54-0; 1929 in Knoxville)	
Biggest Loss: 24 points (24-0; 1903 in Columbia)	
Longest Winning Streak: 12 games (1993-2004)	
Longest Losing Streak: 1 game (multiple times)	
Current Streak: South Carolina 1 game	
1903	Columbia.....L....0-24
1916	Knoxville.....W....26-0
1919	Columbia.....T....6-6
1929	Knoxville.....W....54-0
1942	Columbia.....T....0-0
1965	Knoxville.....W....24-3
1966	Knoxville.....W....29-17
1969	Knoxville.....W....29-14
1970	Columbia.....W....20-18
1971	Knoxville.....W....35-6
1992	Columbia.....L....23-24
1993	Knoxville.....W....55-3
1994	Columbia.....W....31-22
1995	Knoxville.....W....56-21
1996	Columbia.....W....31-14
1997	Knoxville.....W....22-7
1998	Columbia.....W....49-14
1999	Knoxville.....W....30-7
2000	Columbia.....W....17-14
2001	Knoxville.....W....17-10
2002	Columbia.....W....18-10
2003	Knoxville (OT).....W....23-20
2004	Columbia.....W....43-29
2005	Knoxville.....L....15-16
2006	Columbia.....W....31-24
2007	Knoxville.....W....27-24
2008	Columbia.....L....6-27

SOUTHERN CALIFORNIA
(0-4-0)

1939	Pasadena.....L....0-14
1944	Pasadena.....L....0-25
1980	Knoxville.....L....17-20
1981	Los Angeles.....L....7-43

SOUTHERN METHODIST
(1-0-0)

1970	Knoxville.....W....28-3
------	-------------------------

SOUTHERN MISSISSIPPI
(5-0-0)

<i>AS MISSISSIPPI SOUTHERN</i>	
1950	Knoxville.....W....56-0
<i>AS SOUTHERN MISSISSIPPI</i>	
1995	Knoxville.....W....42-0
1997	Knoxville.....W....44-20

2000	Knoxville.....W....19-16
2007	Knoxville.....W....39-19

SYRACUSE
(3-0-0)

1966	Jacksonville.....W....18-12
1998	Syracuse.....W....34-33
2001	Knoxville.....W....33-9

TAMPA
(2-0-0)

1960	Knoxville.....W....62-7
1967	Tampa.....W....38-0

TEMPLE
(2-0-0)

1944	Knoxville.....W....27-14
1990	Knoxville.....W....41-20

TENNESSEE-CHATTANOOGA
(37-2-2)
AS GRANT

1899	Chattanooga.....W....6-0
1900	Knoxville.....W....28-0
1904	Chattanooga.....W....23-0
1905	Chattanooga.....L....0-5
1907	Knoxville.....W....57-0
1908	Knoxville.....W....35-6
<i>AS CHATTANOOGA</i>	
1909	Chattanooga.....T....0-0
1910	Knoxville.....T....6-6
1913	Knoxville.....W....21-0
1914	Knoxville.....W....67-0
1916	Chattanooga.....W....12-7
1920	Chattanooga.....W....35-0
1921	Knoxville.....W....21-0
1929	Chattanooga.....W....20-0
1932	Chattanooga.....W....13-0
1936	Knoxville.....W....13-0
1938	Knoxville.....W....45-0
1939	Chattanooga.....W....28-0
1940	Knoxville.....W....53-0
1945	Knoxville.....W....30-0
1946	Knoxville.....W....47-7
1947	Knoxville.....W....26-7
1948	Knoxville.....W....26-0
1949	Knoxville.....W....39-7
1950	Knoxville.....W....41-0
1951	Knoxville.....W....42-13
1952	Knoxville.....W....26-6
1953	Knoxville.....W....40-7
1954	Knoxville.....W....20-14
1955	Knoxville.....W....13-0
1956	Knoxville.....W....42-20
1957	Knoxville.....W....28-13
1958	Knoxville.....L....6-14
1959	Knoxville.....W....23-0
1960	Knoxville.....W....35-0
1961	Knoxville.....W....20-7
1962	Knoxville.....W....48-14
1963	Knoxville.....W....49-7
1964	Knoxville.....W....10-6
1966	Knoxville.....W....28-10
<i>AS TENNESSEE-CHATTANOOGA</i>	
1969	Knoxville.....W....31-0

TENNESSEE MEDICAL SCHOOL
(1-0-1)

1911	Memphis.....T....0-0
1912	Memphis.....W....62-0

TENNESSEE MILITARY INSTITUTE
(1-0-0)

2007	Knoxville.....W....30-0
------	-------------------------

TENNESSEE SCHOOL FOR DEAF
(1-0-0)

1905	Knoxville.....W....16-6
------	-------------------------

TENNESSEE TECH
(5-0-0)

1947	Knoxville.....W....49-0
1948	Knoxville.....W....41-0
1949	Knoxville.....W....36-6
1950	Knoxville.....W....48-14
1951	Knoxville.....W....68-0

**TEXAS**

(1-2-0)

1950	DallasW.....	20-14
1952	DallasL.....	0-16
1968	DallasL.....	13-36

TEXAS A&M

(2-0-0)

1957	JacksonvilleW.....	3-0
2004	DallasW.....	38-7

TEXAS CHRISTIAN

(2-0-0)

1973	KnoxvilleW.....	39-7
1976	KnoxvilleW.....	31-0

UTEP

(2-0-0)

1986	KnoxvilleW.....	26-16
1990	KnoxvilleW.....	56-0

TEXAS TECH

(1-1-0)

1973	JacksonvilleL.....	19-28
1997	KnoxvilleW.....	52-17

TRANSYLVANIA

(4-1-0)

1899	KnoxvilleW.....	41-0
1901	KnoxvilleL.....	0-6
1909	KnoxvilleW.....	11-0

AS TRANSYLVANIA

1920	KnoxvilleW.....	49-0
1927	KnoxvilleW.....	57-0

TULANE

(4-1-0)

1923	KnoxvilleW.....	13-2
1924	New OrleansL.....	7-26
1962	KnoxvilleW.....	28-16
1963	New OrleansW.....	26-0
1967	KnoxvilleW.....	35-14

TULSA

(5-0-0)

1942	New OrleansW.....	14-7
1961	KnoxvilleW.....	52-6
1965	HoustonW.....	27-6
1971	KnoxvilleW.....	38-3
1974	KnoxvilleW.....	17-10

TUSCULUM

(3-0-0)

1915	KnoxvilleW.....	21-0
1916	KnoxvilleW.....	33-0
1919	KnoxvilleW.....	29-6

UCLA

(7-5-2)

1965	MemphisW.....	37-34
1967	Los AngelesL.....	16-20
1968	KnoxvilleW.....	42-18
1970	KnoxvilleW.....	28-17
1974	KnoxvilleT.....	17-17
1975	Los AngelesL.....	28-34
1978	KnoxvilleL.....	0-13
1985	KnoxvilleT.....	26-26
1989	PasadenaW.....	24-6
1991	KnoxvilleW.....	30-16
1994	PasadenaL.....	23-25
1996	KnoxvilleW.....	35-20
1997	PasadenaW.....	30-24
2008	PasadenaL.....	24-27

UTAH

(3-0-0)

1975	KnoxvilleW.....	40-7
1979	KnoxvilleW.....	51-18
1984	KnoxvilleW.....	27-21

VANDERBILT

(70-27-5)

at Knoxville: 35-10-1
at Nashville: 35-17-4
Biggest Win: 65 points (65-0; 1994 in Nashville)
Biggest Loss: 51 points (51-0; 1909 in Nashville)
Longest Winning Streak: 22 games (1983-2004)
Longest Losing Streak: 9 games (1901-13)
Current Streak: Tennessee 3 games

1892	NashvilleL.....	4-22
1892	KnoxvilleL.....	0-12
1900	NashvilleT.....	0-0
1901	NashvilleL.....	0-22
1902	KnoxvilleL.....	5-12
1903	NashvilleL.....	0-40
1904	NashvilleL.....	0-22
1905	KnoxvilleL.....	0-45
1908	NashvilleL.....	9-16
1909	NashvilleL.....	0-51
1910	NashvilleL.....	0-18
1913	NashvilleL.....	6-7
1914	NashvilleW.....	16-14
1915	NashvilleL.....	0-35
1916	KnoxvilleW.....	10-6
1919	NashvilleT.....	3-3
1920	KnoxvilleL.....	0-20
1921	NashvilleL.....	0-14
1922	KnoxvilleL.....	6-14
1923	NashvilleL.....	7-51
1925	NashvilleL.....	7-34
1926	NashvilleL.....	3-20
1927	KnoxvilleT.....	7-7
1928	NashvilleW.....	6-0
1929	KnoxvilleW.....	13-0
1930	NashvilleW.....	13-0
1931	KnoxvilleW.....	21-7
1932	NashvilleT.....	0-0
1933	KnoxvilleW.....	33-6
1934	NashvilleW.....	13-6
1935	KnoxvilleL.....	7-13
1936	NashvilleW.....	26-13
1937	KnoxvilleL.....	7-13
1938	NashvilleW.....	14-0
1939	KnoxvilleW.....	13-0
1940	NashvilleW.....	20-0
1941	KnoxvilleW.....	26-7
1942	NashvilleW.....	19-7
1945	KnoxvilleW.....	45-0
1946	NashvilleW.....	7-6
1947	KnoxvilleW.....	12-7
1948	NashvilleL.....	6-28
1949	KnoxvilleW.....	26-20
1950	NashvilleW.....	43-0
1951	KnoxvilleW.....	35-27
1952	NashvilleW.....	46-0
1953	KnoxvilleW.....	33-6
1954	NashvilleL.....	0-26
1955	KnoxvilleW.....	20-14
1956	NashvilleW.....	27-7
1957	KnoxvilleW.....	20-6
1958	NashvilleW.....	10-6
1959	KnoxvilleL.....	0-14
1960	NashvilleW.....	35-0
1961	KnoxvilleW.....	41-7
1962	NashvilleW.....	30-0
1963	KnoxvilleW.....	14-0
1964	NashvilleL.....	0-7
1965	KnoxvilleW.....	21-3
1966	NashvilleW.....	28-0
1967	KnoxvilleW.....	41-14
1968	NashvilleW.....	10-7
1969	KnoxvilleW.....	40-27
1970	NashvilleW.....	24-6
1971	KnoxvilleW.....	19-7
1972	NashvilleW.....	30-10
1973	KnoxvilleW.....	20-17
1974	NashvilleT.....	21-21
1975	KnoxvilleL.....	14-17
1976	NashvilleW.....	13-10
1977	KnoxvilleW.....	42-7
1978	NashvilleW.....	41-15
1979	KnoxvilleW.....	31-10
1980	NashvilleW.....	51-13
1981	KnoxvilleW.....	38-34
1982	NashvilleL.....	21-28

1983	KnoxvilleW.....	34-24
1984	NashvilleW.....	29-13
1985	KnoxvilleW.....	30-0
1986	NashvilleW.....	35-20
1987	KnoxvilleW.....	38-36
1988	NashvilleW.....	14-7
1989	KnoxvilleW.....	17-10
1990	NashvilleW.....	49-20
1991	KnoxvilleW.....	45-0
1992	NashvilleW.....	29-25
1993	KnoxvilleW.....	62-14
1994	NashvilleW.....	65-0
1995	KnoxvilleW.....	12-7
1996	NashvilleW.....	14-7
1997	KnoxvilleW.....	17-10
1998	NashvilleW.....	41-0
1999	KnoxvilleW.....	38-10
2000	NashvilleW.....	28-26
2001	KnoxvilleW.....	38-0
2002	NashvilleW.....	24-0
2003	KnoxvilleW.....	48-0
2004	NashvilleW.....	38-33
2005	KnoxvilleL.....	24-28
2006	NashvilleW.....	39-10
2007	KnoxvilleW.....	25-24
2008	NashvilleW.....	20-10

VILLANOVA

(1-0-0)

1945	KnoxvilleW.....	33-2
------	-----------	-------------	------

VIRGINIA

(3-1-0)

1927	KnoxvilleW.....	42-0
1940	KnoxvilleW.....	41-14
1980	KnoxvilleL.....	13-16
1990	New OrleansW.....	23-22

VIRGINIA MILITARY

(0-1-0)

1923	KnoxvilleL.....	0-33
------	-----------	-------------	------

VIRGINIA TECH

(5-2-0)

1896	KnoxvilleW.....	6-4
1897	RoanokeW.....	18-0
1899	KnoxvilleL.....	0-5
1911	BlacksburgL.....	11-36
1933	KnoxvilleW.....	27-0
1937	KnoxvilleW.....	27-0
1994	GainesvilleW.....	45-23

WAKE FOREST

(6-3-0)

1892	KnoxvilleL.....	6-10
1893	Winston-SalemL.....	0-64
1937	KnoxvilleW.....	32-0
1945	KnoxvilleW.....	7-6
1946	KnoxvilleL.....	6-19
1962	KnoxvilleW.....	23-0
1970	MemphisW.....	41-7
1972	KnoxvilleW.....	45-6
1985	KnoxvilleW.....	31-29

WASHINGTON & LEE

(5-0-0)

1899	KnoxvilleW.....	11-0
1928	KnoxvilleW.....	26-7
1929	RoanokeW.....	39-0
1950	KnoxvilleW.....	27-20
1951	KnoxvilleW.....	60-14

WASHINGTON STATE

(4-1-0)

1980	KnoxvilleW.....	35-23
1982	KnoxvilleW.....	10-3
1984	KnoxvilleW.....	34-27
1988	KnoxvilleL.....	24-52
1994	KnoxvilleW.....	10-9

WICHITA STATE

(1-0-0)

1981	KnoxvilleW.....	24-21
------	-----------	-------------	-------

WILLIAM & MARY

(1-0-0)

1945	KnoxvilleW.....	48-13
------	-----------	-------------	-------

WISCONSIN

(2-0-0)

1981	East RutherfordW.....	28-21
2008	TampaW.....	21-17

WOFFORD

(1-0-0)

1952	KnoxvilleW.....	50-0
------	-----------	-------------	------

WYOMING

(2-1-0)

1999	KnoxvilleW.....	42-17
2002	NashvilleW.....	47-7
2008	KnoxvilleL.....	7-13

Pre-Conference Seasons

1891 — Won 0 Lost 1

Date	Opponent	Site	Result
Nov. 21	Sewanee	Chattanooga	0-24 L

1892 — Won 2 Lost 5

Date	Opponent	Site	Result
Oct. 15	Maryville	Maryville	25-0 W
Oct. 21	Vanderbilt	Nashville	4-22 L
Oct. 24	Sewanee	Knoxville	0-54 L
Nov. 2	Sewanee	Knoxville	0-10 L
Nov. 12	Chattanooga A.C.	Chattanooga	16-6 W
Nov. 17	Vanderbilt	Knoxville	0-12 L
Nov. 24	Wake Forest	Knoxville	6-10 L
			51-114

1893 — Won 2 Lost 4

Date	Opponent	Site	Result
Oct. 21	Kentucky A&M	Knoxville	0-56 L
Nov. 3	Wake Forest	Winston-Salem	0-64 L
Nov. 4	Trinity	Durham	0-70 L
Nov. 7	North Carolina	Chapel Hill	0-60 L
Nov. 18	Maryville	Knoxville	32-0 W
Nov. 30	Asheville Ath.	Knoxville	12-6 W
			44-256

Footnote 1-The present day Duke University was known as Trinity College from 1859-1924. Tennessee had a game with Trinity College in 1893.

1894 AND 1895 THE LOST YEARS NO OFFICIAL TEAM

In October 1894, the Athletic Association resolved to drop varsity football and look forward to baseball in the spring. After the humiliating 1893 season (two wins and four imposing defeats), only two athletes willing to admit they had played on the 1893 team returned to campus in 1894. To complicate matters further, the practice field, located just west of the main entrance to the Hill, was being graded and improved.

Soon after this decision, W.B. Stokely, a UT senior who transferred from Wake Forest, persuaded a group of students to form a team. Stokely, who was elected captain, gave encouragement and direction to the other players. Even though the institution chose not to be represented officially on the gridiron, Stokely and his unofficial team kept football interest alive during this period when almost certainly it otherwise would have been allowed to lapse completely.

Listed below are games in which these teams competed. These unofficial games are not included in NCAA statistics or in official University of Tennessee won-lost records.

1894			
0	Maryville	0	Knoxville Nov. 3
8	Knoxville A.C.	8	Knoxville Nov. 10
12	Knoxville YMCA	4	Knoxville Nov. 29
18	Carson-Newman	0	Jefferson City Dec. 7
1895			
4	Knoxville YMCA	0	Knoxville Oct. 19
6	Maryville	6	Knoxville Nov. 2
12	Bingham School	0	Asheville Nov. 4
0	Fort McPherson	28	Atlanta Nov. 14
0	Saint Alban's	38	Bristol Nov. 28
40	Tenn. Medical Unit	0	Knoxville Nov. 30

1896 — Won 4 Lost 0

Date	Opponent	Site	Result
Oct. 22	Williamsburg Inst.	Knoxville	10-6 W
Oct. 24	Chattanooga A.C.	Chattanooga	4-0 W
Nov. 14	Virginia Tech	Knoxville	6-4 W
Nov. 26	Central Universit	Knoxville	30-0 W
			50-10

1897 — Won 4 Lost 1

Date	Opponent	Site	Result
Oct. 15	King	Knoxville	28-0 W
Oct. 23	Williamsburg Inst.	Knoxville	6-0 W
Nov. 8	North Carolina	Knoxville	0-16 L
Nov. 25	Virginia Tech	Roanoke	18-0 W
Nov. 26	Bristol A.C.	Bristol	12-0 W
			64-16

1898 (NO TEAM) SPANISH-AMERICAN WAR



J.A. PIERCE (1899-1900)

After UT went five seasons without a coach, Pierce, a graduate of LaFayette, became the first full-time coach to be hired by the Athletic Association. His record in two seasons set the tone for winning football at Tennessee.

Coaching record: 9-4-1.

1899 — Won 6 Lost 2

Date	Opponent	Site	Result
Oct. 11	King	Knoxville	11-5 W
Oct. 21	Virginia Tech	Knoxville	0-5 L
Oct. 28	Sewanee	Sewanee	0-51 L
Nov. 4	Kentucky A&M	Knoxville	12-0 W
Nov. 11	Georgia	Knoxville	5-0 W
Nov. 23	Washington & Lee	Knoxville	11-0 W
Nov. 30	Kentucky Univ.	Knoxville	41-0 W
Dec. 25	Grant	Chattanooga	6-0 W
			86-61

Footnote 2-The present day University of Kentucky was known as Kentucky A&M from 1878-1907 and Kentucky State from 1908-1916. UK should not be confused with Transylvania University which was known as Kentucky University from 1878-1909. Tennessee had games with Kentucky University in 1899 and 1901.

Footnote 3-The present day University of Tennessee at Chattanooga was known from 1889-1906 as Grant University and from 1907-1969 as the University of Chattanooga. Tennessee has games with Grant in 1899, 1900, 1904 and 1905 and played numerous games with Chattanooga between 1908-1966. Tennessee played Tennessee-Chattanooga in 1969.

1900 — Won 3 Lost 2 Tied 1

Date	Opponent	Site	Result
Oct. 10	King	Knoxville	22-0 W
Oct. 22	Vanderbilt	Nashville	0-0 T
Nov. 1	North Carolina	Knoxville	5-22 L
Nov. 10	Auburn	Birmingham	0-23 L
Nov. 27	Grant	Knoxville	28-0 W
Dec. 1	Georgetown	Knoxville	12-6 W
			67-51



GEORGE KELLEY (1901)

He was the first of two former Princeton players to become head coach. Although his coaching assignment only lasted one year, he brought an excellent background to the job and was considered an outstanding man in coaching the fundamentals.

Coaching record: 3-3-2.

1901 — Won 3 Lost 3 Tied 2

Date	Opponent	Site	Result
Oct. 12	King	Knoxville	8-0 W
Oct. 19	Clemson	Knoxville	6-6 T
Oct. 26	Nashville	Nashville	5-16 L
Nov. 2	Kentucky Univ.	Knoxville	0-6 L
Nov. 9	Vanderbilt	Nashville	0-22 L
Nov. 16	Georgetown	Knoxville	12-0 W
Nov. 23	Kentucky A&M	Knoxville	5-0 W
Nov. 28	Alabama	Birmingham	6-6 T
			42-56



H.F. FISHER (1902-03)

The second Princeton man, Fisher followed Kelley and compiled a 6-2 record in 1902 and coached the first Vol team to defeat Sewanee, a feat which showed great improvement in Tennessee football.

Coaching record: 10-7-0.

1902 — Won 6 Lost 2

Date	Opponent	Site	Result
Oct. 11	King	Knoxville	12-0 W
Oct. 21	Maryville	Knoxville	34-0 W
Oct. 25	Vanderbilt	Knoxville	5-12 L
Nov. 1	Sewanee	Knoxville	6-0 W
Nov. 7	Nashville	Nashville	10-0 W
Nov. 15	Mississippi	Memphis	11-10 W
Nov. 22	Georgia Tech	Atlanta	10-6 W
Nov. 27	Clemson	Knoxville	0-11 L
			88-39

1903 — Won 4 Lost 5

Date	Opponent	Site	Result
Oct. 3	Maryville	Knoxville	17-0 W
Oct. 10	Carson-Newman	Knoxville	38-0 W
Oct. 17	Vanderbilt	Nashville	0-40 L
Oct. 29	South Carolina	Columbia	0-24 L
Oct. 31	Nashville	Nashville	10-0 W
Nov. 7	Georgia	Knoxville	0-5 L
Nov. 14	Sewanee	Knoxville	0-17 L
Nov. 21	Georgia Tech	Knoxville	11-0 W
Nov. 26	Alabama	Birmingham	0-24 L
			76-110



S.D. CRAWFORD (1904)

The fourth Vol coach and one of only five coaches in Vol history to serve for only one season. His 1904 unit was the first team to defeat Alabama.

Coaching record: 3-5-1.

1904 — Won 3 Lost 5 Tied 1

Date	Opponent	Site	Result
Oct. 1	Maryville	Knoxville	17-0 W
Oct. 15	Nashville	Knoxville	0-0 T
Oct. 22	Georgia Tech	Atlanta	0-2 L
Oct. 29	Sewanee	Knoxville	0-12 L
Nov. 5	Vanderbilt	Nashville	0-22 L
Nov. 12	Clemson	Knoxville	0-6 L
Nov. 16	Cincinnati	Knoxville	0-35 L
Nov. 19	Grant	Chattanooga	23-0 W
Nov. 24	Alabama	Birmingham	5-0 W
			45-77



J.D. DEPREE (1905-06)

A graduate of Michigan, Depree served two seasons as coach. He was the only coach of the 1905 team. In 1906, Roscoe Word, a three-time captain, assisted him.

Coaching record: 4-11-3.

1905 — Won 3 Lost 5 Tied 1

Date	Opponent	Site	Result
Sept. 30	Tenn. School for Deaf	Knoxville	16-6 W
Oct. 7	American Univ.	Knoxville	104-0 W
Oct. 14	Clemson	Clemson	5-5 T
Oct. 21	Vanderbilt	Knoxville	0-45 L
Oct. 28	Sewanee	Sewanee	6-11 L
Nov. 4	Georgia Tech	Atlanta	0-45 L
Nov. 18	Centre	Knoxville	31-5 W
Nov. 30	Alabama	Birmingham	0-29 L
Dec. 3	Grant	Chattanooga	0-5 L
			162-151



1906 — Won 1 Lost 6 Tied 2			
Date	Opponent	Site	Result
Oct. 6	American Univ.	Knoxville	10-0 W
Oct. 13	Maryville	Knoxville	0-11 L
Oct. 20	Centre	Knoxville	0-6 L
Oct. 25	American Univ.	Harriman	5-5 T
Nov. 3	Sewanee	Knoxville	0-17 L
Nov. 10	Kentucky A&M	Lexington	0-21 L
Nov. 19	Clemson	Clemson	0-16 L
Nov. 21	Georgia	Athens	0-0 T
Nov. 29	Alabama	Birmingham	0-51 L 15-127



GEORGE LEVENE

(1907-09)

The former Pennsylvania player became the first coach to win seven games in a season, putting seven-victory campaigns back-to-back in 1907 and 1908. However, the 1909 team recorded a dismal record and his winning percentage suffered. Coaching record: 15-10-3.

1907 — Won 7 Lost 2 Tied 1			
Date	Opponent	Site	Result
Oct. 5	Tenn. Military Inst.	Knoxville	30-0 W
Oct. 12	Georgia	Athens	15-0 W
Oct. 19	Georgia Tech	Atlanta	4-6 L
Oct. 21	Clemson	Clemson	4-0 W
Oct. 26	Maryville	Knoxville	34-0 W
Nov. 2	Chattanooga	Knoxville	57-0 W
Nov. 9	Kentucky A&M	Knoxville	0-0 T
Nov. 16	Mississippi A&M	Memphis	11-4 W
Nov. 18	Arkansas	Little Rock	14-2 W
Nov. 28	Alabama	Birmingham	0-5 L 169-17

Footnote 3-The present day University of Tennessee at Chattanooga was known from 1889-1906 as Grant University and from 1907-1969 as the University of Chattanooga. Tennessee has games with Grant in 1899, 1900, 1904 and 1905 and played numerous games with Chattanooga between 1907-1966. Tennessee played Tennessee-Chattanooga in 1969.

Footnote 4-The present day Mississippi State University was known until 1932 as Mississippi A&M. Tennessee played Mississippi A&M several times before 1932 with the first game being played in 1907.

1908 — Won 7 Lost 2			
Date	Opponent	Site	Result
Oct. 3	North Carolina	Knoxville	12-0 W
Oct. 10	Maryville	Knoxville	39-5 W
Oct. 17	Kentucky State	Knoxville	7-0 W
Oct. 24	Georgia	Knoxville	10-0 W
Oct. 31	Georgia Tech	Atlanta	6-5 W
Nov. 7	Vanderbilt	Nashville	9-16 L
Nov. 14	Clemson	Knoxville	6-5 W
Nov. 21	Chattanooga	Knoxville	35-6 W
Nov. 26	Alabama	Birmingham	0-4 L 124-41

1909 — Won 1 Lost 6 Tied 2			
Date	Opponent	Site	Result
Oct. 2	Centre	Knoxville	0-0 T
Oct. 9	North Carolina	Knoxville	0-3 L
Oct. 16	Kentucky State	Lexington	0-17 L
Oct. 23	Georgia	Knoxville	0-3 L
Oct. 30	Georgia Tech	Knoxville	0-29 L
Nov. 6	Vanderbilt	Nashville	0-51 L
Nov. 13	Alabama	Knoxville	0-10 L
Nov. 20	Chattanooga	Chattanooga	0-0 T
Nov. 25	Transylvania	Knoxville	11-0 W 11-113



ANDREW A. STONE

(1910)

Stone was the seventh coach in 11 years of football. His regime marked the end of the short-term coaching assignments for several years to come. Coaching record: 3-5-1.

1910 — Won 3 Lost 5 Tied 1			
Date	Opponent	Site	Result
Oct. 1	Centre	Knoxville	2-17 L
Oct. 8	Mooney School	Knoxville	7-0 W
Oct. 15	Vanderbilt	Nashville	0-18 L
Oct. 22	Georgia	Athens	5-35 L
Oct. 29	Howard	Birmingham	17-0 W
Oct. 31	Mississippi A&M	Starkville	0-48 L
Nov. 5	Kentucky State	Knoxville	0-10 L
Nov. 12	Maryville	Knoxville	13-0 W
Nov. 19	Chattanooga	Knoxville	6-6 T 50-134



Z.G. CLEVINGER

(1911-15)

The former Indiana player coached the 1914 team to the SIAA championship and the first defeat of Vanderbilt in Vol history, a feat only one other coach accomplished until the Neyland era. His employment of the straight T formation produced a fine record. He returned to Indiana in 1923 and remained until retirement. Coaching record: 26-15-2.

1911 — Won 3 Lost 4 Tied 2			
Date	Opponent	Site	Result
Oct. 7	Mooney School	Knoxville	27-0 W
Oct. 14	Georgia Tech	Atlanta	0-24 L
Oct. 21	Maryville	Knoxville	22-5 W
Oct. 28	North Carolina State	Raleigh	0-16 L
Nov. 4	Centre	Knoxville	0-0 T
Nov. 11	Virginia Tech	Blacksburg	11-36 L
Nov. 18	Southwestern	Knoxville	22-0 W
Nov. 25	Tenn. Medical School	Memphis	0-0 T
Nov. 30	Kentucky State	Lexington	0-12 L 82-93

1912 — Won 4 Lost 4			
Date	Opponent	Site	Result
Oct. 5	King	Knoxville	101-0 W
Oct. 12	Maryville	Knoxville	38-0 W
Oct. 19	Tenn. Medical School	Memphis	62-0 W
Oct. 26	Sewanee	Chattanooga	6-33 L
Nov. 2	Centre	Knoxville	67-0 W
Nov. 9	Mercer	Macon	14-27 L
Nov. 16	Kentucky State	Knoxville	6-13 L
Nov. 28	Alabama	Birmingham	0-7 L 294-80

1913 — Won 6 Lost 3			
Date	Opponent	Site	Result
Sept. 27	Carson-Newman	Knoxville	58-0 W
Oct. 4	Athens	Knoxville	95-0 W
Oct. 11	Maryville	Knoxville	75-0 W
Oct. 18	Sewanee	Chattanooga	6-17 L
Oct. 25	Davidson	Knoxville	9-0 W
Nov. 1	Chattanooga	Knoxville	21-0 W
Nov. 8	Vanderbilt	Nashville	6-7 L
Nov. 14	Alabama	Tuscaloosa	0-6 L
Nov. 27	Kentucky State	Lexington	13-7 W 283-37

1914 — Won 9 Lost 0 SIAA CHAMPIONS			
Date	Opponent	Site	Result
Sept. 26	Carson-Newman	Knoxville	89-0 W
Oct. 3	King	Knoxville	55-3 W
Oct. 10	Clemson	Knoxville	27-0 W
Oct. 17	Louisville	Louisville	66-0 W
Oct. 24	Alabama	Knoxville	17-7 W
Oct. 31	Chattanooga	Knoxville	67-0 W
Nov. 7	Vanderbilt	Nashville	16-14 W
Nov. 14	Sewanee	Chattanooga	14-7 W
Nov. 26	Kentucky State	Knoxville	23-6 W 374-37

1915 — Won 4 Lost 4			
Date	Opponent	Site	Result
Sept. 25	Carson-Newman	Knoxville	101-0 W
Oct. 2	Tusculum	Knoxville	21-0 W
Oct. 9	Clemson	Knoxville	0-3 L
Oct. 16	Centre	Knoxville	80-0 W
Oct. 23	Cumberland	Knoxville	101-0 W
Oct. 30	Vanderbilt	Nashville	0-35 L
Nov. 13	Mississippi A&M	Knoxville	0-14 L
Nov. 25	Kentucky State	Lexington	0-6 L 303-58



JOHN R. BENDER

(1916-20)

A Nebraska player in 1905, he came to Tennessee from Kansas State and installed the short punt formation. His tour of coaching was interrupted by the war in 1917-18. However, he regrouped the 1920 unit to post a 7-2 mark. Coaching record: 18-5-4.

1916 — Won 8 Lost 0 Tied 1			
Date	Opponent	Site	Result
Sept. 30	Tusculum	Knoxville	33-0 W
Oct. 7	Maryville	Knoxville	32-6 W
Oct. 14	Clemson	Clemson	14-0 W
Oct. 21	South Carolina	Knoxville	26-0 W
Oct. 28	Florida	Tampa	24-0 W
Nov. 4	Chattanooga	Chattanooga	12-7 W
Nov. 11	Vanderbilt (HC)	Knoxville	10-6 W
Nov. 18	Sewanee	Chattanooga	17-0 W
Nov. 30	Kentucky State	Knoxville	0-0 I 168-19

1917 AND 1918 WORLD WAR I NO OFFICIAL TEAMS

The University of Tennessee Athletic Council, chaired by Professor Nathan W. Dougherty, officially suspended varsity football during the World War I years of 1917 and 1918 because the majority of the players were called into military service. In addition, Coach John R. Bender was enlisted as an instructor at Camp John Sevier in Greenville, S.C.

During this period without varsity football, two unofficial teams were formed from Army recruits and students. One team represented a training unit called the Fighting Mechanics and another the Student Army Training Corps (SATC).

1917					
SATC	6	11th U.S. Infantry	21	Knoxville	Nov 3
SATC	0	Battery B Va. Field Artillery	35	Chattanooga	Nov. 10
SATC	0	Camp Gordon	38	Atlanta	Nov. 16

1918					
SATC	0	Sewanee	68	Knoxville	Nov. 2
SATC	0	Vanderbilt	76	Nashville	Nov. 9
SATC	9	Maryville	7	Knoxville	Nov. 16
SATC	32	Milligan	0	Knoxville	Nov. 23
SATC	46	Tennessee Military Institute	0	Knoxville	Nov. 28

1919 — Won 3 Lost 3 Tied 3			
Date	Opponent	Site	Result
Sept. 27	Tusculum	Knoxville	29-6 W
Oct. 3	Maryville	Knoxville	32-2 W
Oct. 11	Vanderbilt	Nashville	3-3 T
Oct. 18	Mississippi A&M	Knoxville	0-6 L
Oct. 25	Clemson	Clemson	0-14 L
Nov. 1	North Carolina (HC)	Knoxville	0-0 T
Nov. 8	South Carolina	Columbia	6-6 T
Nov. 15	Cincinnati	Knoxville	33-12 W
Nov. 27	Kentucky	Lexington	0-13 L 103-62

1920 — Won 7 Lost 2			
Date	Opponent	Site	Result
Sept. 25	Emory & Henry	Knoxville	45-0 W
Oct. 2	Maryville	Knoxville	47-0 W
Oct. 9	Vanderbilt	Knoxville	0-20 L
Oct. 16	Chattanooga	Chattanooga	35-0 W
Oct. 23	Clemson	Knoxville	26-0 W
Oct. 30	Mississippi A&M	Starkville	7-13 L
Nov. 6	Transylvania	Knoxville	49-0 W
Nov. 13	Sewanee	Chattanooga	20-0 W
Nov. 25	Kentucky	Knoxville	14-7 W 243-40

T Year-by-Year Results

Southern Conference Years (1921-32)



M.B. BANKS
(1921-25)

With Banks came the beginning of the Southern Conference. A former Syracuse player who coached at Duke before joining the Vols, he installed a variety of offenses but preferred the winged-T. He became ill in 1925 and gave up the Vol reins to take the Central High School job. Coaching record: 27-15-3.

1921 — Won 6 Lost 2 Tied 1

Date	Opponent	Site	Result
Sept. 24	*Emory & Henry	Knoxville	27-0 W
Oct. 1	Maryville	Maryville	7-0 W
Oct. 8	Chattanooga	Knoxville	21-0 W
Oct. 15	Dartmouth	Hanover	3-14 L
Oct. 22	Florida	Knoxville	9-0 W
Oct. 29	Vanderbilt	Nashville	0-14 L
Nov. 5	Mississippi A&M	Memphis	14-7 W
Nov. 12	Sewanee	Knoxville	21-0 W
Nov. 24	Kentucky	Lexington	0-0 T

*First game played on Shields-Watkins Field

1922 — Won 8 Lost 2

Date	Opponent	Site	Result
Sept. 23	*Emory & Henry	Knoxville	50-0 W
Sept. 30	Carson-Newman	Knoxville	32-7 W
Oct. 7	Maryville	Knoxville	21-0 W
Oct. 14	Camp Benning	Columbus	15-0 W
Oct. 21	Georgia	Athens	3-7 L
Oct. 28	Mississippi	Knoxville	49-0 W
Nov. 4	Vanderbilt	Knoxville	6-14 L
Nov. 11	Mississippi A&M	Memphis	31-3 W
Nov. 18	Sewanee	Chattanooga	18-7 W
Nov. 30	Kentucky	Knoxville	14-7 W

*First game Vols wore Orange jerseys

1923 — Won 5 Lost 4 Tied 1

Date	Opponent	Site	Result
Sept. 29	Army	West Point	0-41 L
Oct. 6	Maryville	Knoxville	14-14 T
Oct. 13	Georgetown	Knoxville	13-6 W
Oct. 20	Georgia	Knoxville	0-17 L
Oct. 27	Mississippi A&M	Memphis	7-3 W
Nov. 3	Tulane	Knoxville	13-2 W
Nov. 10	Vanderbilt	Nashville	7-51 L
Nov. 17	Virginia Military Inst.	Knoxville	0-33 L
Nov. 24	Mississippi	Knoxville	10-0 W
Nov. 29	Kentucky	Lexington	18-0 W

1924 — Won 3 Lost 5

Date	Opponent	Site	Result
Oct. 4	Emory & Henry	Knoxville	27-0 W
Oct. 11	Maryville	Knoxville	28-10 W
Oct. 18	Carson-Newman	Knoxville	13-0 W
Oct. 24	Mississippi A&M	Memphis	2-7 L
Nov. 1	Georgia	Athens	0-33 L
Nov. 8	Centre	Knoxville	0-32 L
Nov. 15	Tulane	New Orleans	7-26 L
Nov. 27	Kentucky	Knoxville	6-27 L

1925 — Won 5 Lost 2 Tied 1

Date	Opponent	Site	Result
Oct. 3	Emory & Henry	Knoxville	51-0 W
Oct. 10	Maryville	Knoxville	13-0 W
Oct. 17	Vanderbilt	Nashville	7-34 L
Oct. 24	Louisiana State	Knoxville	0-0 T
Oct. 31	Georgia	Knoxville	12-7 W
Nov. 7	Centre	Danville	12-0 W
Nov. 14	Miss. A&M (HC)	Knoxville	14-9 W
Nov. 26	Kentucky	Lexington	20-23 L



R.R. NEYLAND
(1926-34)

With Captain Neyland came one of the most efficient single wing offenses in the nation. In his first period as Vol head coach he won the Southern Conference championships in 1927 and 1932 and had undefeated strings of 33 and 28 games, along with 14 consecutive victories. Coaching record: 76-7-5.

1926 — Won 8 Lost 1

Date	Opponent	Site	Result
Sept. 25	Carson-Newman	Knoxville	13-0 W
Oct. 2	North Carolina	Knoxville	34-0 W
Oct. 9	Louisiana State	Baton Rouge	14-7 W
Oct. 15	Maryville	Knoxville	6-0 W
Oct. 23	Centre	Knoxville	30-7 W
Oct. 30	Mississippi A&M	Starkville	33-0 W
Nov. 6	Sewanee (HC)	Knoxville	12-0 W
Nov. 13	Vanderbilt	Nashville	3-20 L
Nov. 25	Kentucky	Knoxville	6-0 W

1927 — Won 8 Lost 0 Tied 1
SOUTHERN CONFERENCE CHAMPIONS

Date	Opponent	Site	Result
Sept. 24	Carson-Newman	Knoxville	33-0 W
Oct. 1	North Carolina	Chapel Hill	26-0 W
Oct. 8	Maryville	Knoxville	7-0 W
Oct. 15	Mississippi	Knoxville	21-7 W
Oct. 22	Transylvania	Knoxville	57-0 W
Oct. 29	Virginia	Knoxville	42-0 W
Nov. 5	Sewanee	Knoxville	32-12 W
Nov. 12	Vanderbilt (HC)	Knoxville	7-7 T
Nov. 24	Kentucky	Lexington	20-0 W

1928 — Won 9 Lost 0 Tied 1

Date	Opponent	Site	Result
Sept. 29	Maryville	Knoxville	41-0 W
Oct. 6	Centre	Knoxville	41-7 W
Oct. 13	Mississippi	Knoxville	13-12 W
Oct. 20	Alabama	Tuscaloosa	15-13 W
Oct. 27	Wash. & Lee (HC)	Knoxville	26-7 W
Nov. 3	Carson-Newman	Knoxville	57-0 W
Nov. 10	Sewanee	Knoxville	37-0 W
Nov. 17	Vanderbilt	Nashville	6-0 W
Nov. 29	Kentucky	Knoxville	0-0 T
Dec. 8	Florida	Knoxville	13-12 W

1929 — Won 9 Lost 0 Tied 1

Date	Opponent	Site	Result
Sept. 28	Centre	Knoxville	40-6 W
Oct. 5	Chattanooga	Chattanooga	20-0 W
Oct. 12	Mississippi	Knoxville	52-7 W
Oct. 19	Alabama (HC)	Knoxville	6-0 W
Oct. 26	Washington & Lee	Roanoke	39-0 W
Nov. 2	Auburn	Knoxville	27-0 W
Nov. 9	Carson-Newman	Knoxville	73-0 W
Nov. 16	Vanderbilt	Knoxville	13-0 W
Nov. 28	Kentucky	Lexington	6-6 T
Dec. 7	South Carolina	Knoxville	54-0 W

1930 — Won 9 Lost 1

Date	Opponent	Site	Result
Sept. 27	Maryville	Knoxville	54-0 W
Oct. 4	Centre	Knoxville	18-0 W
Oct. 11	Mississippi	Knoxville	27-0 W
Oct. 18	Alabama	Tuscaloosa	6-18 L
Oct. 25	North Carolina (HC)	Knoxville	9-7 W
Nov. 1	Clemson	Knoxville	27-0 W
Nov. 8	Carson-Newman	Knoxville	34-0 W
Nov. 15	Vanderbilt	Nashville	13-0 W
Nov. 27	Kentucky	Knoxville	8-0 W
Dec. 6	Florida	Jacksonville	13-6 W

1931 — Won 9 Lost 0 Tied 1

Date	Opponent	Site	Result
Sept. 26	Maryville	Knoxville	33-0 W
Oct. 3	Clemson	Knoxville	44-0 W
Oct. 10	Mississippi	Knoxville	38-0 W
Oct. 17	Alabama (HC)	Knoxville	25-0 W
Oct. 24	North Carolina	Chapel Hill	7-0 W
Oct. 31	Duke	Knoxville	25-2 W
Nov. 7	Carson-Newman	Knoxville	31-0 W
Nov. 14	Vanderbilt	Knoxville	21-7 W
Nov. 26	Kentucky	Lexington	6-6 T

New York Charity Game

Date	Opponent	Site	Result
Dec. 5	New York University	New York	13-0 W

1932 — Won 9 Lost 0 Tied 1
SOUTHERN CONFERENCE CHAMPIONS

Date	Opponent	Site	Result
Sept. 24	Chattanooga	Chattanooga	13-0 W
Oct. 1	Mississippi	Knoxville	33-0 W
Oct. 8	North Carolina	Knoxville	20-7 W
Oct. 15	Alabama	Birmingham	7-3 W
Oct. 22	Maryville	Knoxville	60-0 W
Oct. 29	Duke (HC)	Knoxville	16-13 W
Nov. 5	Mississippi A&M	Knoxville	31-0 W
Nov. 12	Vanderbilt	Nashville	0-0 T
Nov. 24	Kentucky	Knoxville	26-0 W
Dec. 3	Florida	Jacksonville	32-13 W

Southeastern Conference Years (1933-Present)

1933 — Won 7 Lost 3

Date	Opponent	Site	TV	UT/Opp	Result
Sept. 30	Virginia Tech	Knoxville			27-0 W
Oct. 7	Mississippi State	Knoxville			20-0 W
Oct. 14	Duke	Durham			2-10 L
Oct. 21	Alabama (HC)	Knoxville			6-12 L
Oct. 28	Florida	Knoxville			13-6 W
Nov. 4	Geo. Washington	Washington, D.C.		13-0 W	
Nov. 11	Mississippi	Knoxville			35-6 W
Nov. 18	Vanderbilt	Knoxville			33-6 W
Nov. 30	Kentucky	Lexington			27-0 W
Dec. 9	LSU	Baton Rouge			0-7 L

1934 — Won 8 Lost 2

Date	Opponent	Site	TV	UT/Opp	Result
Sept. 29	Centre	Knoxville			32-0 W
Oct. 5	North Carolina	Chapel Hill			19-7 W
Oct. 13	Mississippi	Knoxville			27-0 W
Oct. 20	Alabama	Birmingham			6-13 L
Oct. 27	Duke (HC)	Knoxville			14-6 W
Nov. 3	Fordham	New York			12-13 L
Nov. 10	Mississippi State	Knoxville			14-0 W
Nov. 17	Vanderbilt	Nashville			13-6 W
Nov. 29	Kentucky	Knoxville			19-0 W
Dec. 8	LSU	Knoxville			19-13 W



W.H. BRITTON
(1935)

An end coach and scout on Neyland's staff since 1926, he was elevated to head coach for one season while Neyland was called to active duty in the Panama Canal Zone. Upon Neyland's return he continued his duties as end coach and scout until 1947. Coaching record: 4-5-0.

1935 — Won 4 Lost 5

Date	Opponent	Site	TV	UT/Opp	Result
Sept. 28	Southwestern	Knoxville			20-0 W
Oct. 5	North Carolina	Knoxville			13-38 L
Oct. 12	Auburn	Birmingham			13-6 W
Oct. 19	Alabama (HC)	Knoxville			0-25 L
Oct. 26	Centre	Knoxville			25-14 W
Nov. 2	Duke	Durham			6-19 L
Nov. 9	Mississippi	Memphis			14-13 W
Nov. 16	Vanderbilt	Knoxville			7-13 L
Nov. 28	Kentucky	Lexington			0-27 L

SEC 2-3 (Tie 9th)

Date	Opponent	Site	TV	UT/Opp	Result
SEC 2-3 (Tie 9th)					98-155



R.R. NEYLAND
(1936-40)

Upon his return from active Army duty, Major Neyland quickly began to rebuild the team with solid freshmen units in 1936-37 which produced undefeated teams in 1938, 1939, and 1940. The 1939 team is the last team in NCAA history to be un-scored upon in regular season play. His teams compiled a 22-game winning streak. Coaching record: 43-7-3.

1936 — Won 6 Lost 2 Tied 2

Date	Opponent	Site	TV	UT/Opp	AP Rank	Result
Sept. 26	Chattanooga	Knoxville				13-0 W
Oct. 3	North Carolina	Chapel Hill				6-14 L
Oct. 10	Auburn	Knoxville				0-6 L
Oct. 17	Alabama	Birmingham				0-0 T
Oct. 24	Duke (HC)	Knoxville			-/2	15-13 W
Oct. 31	Georgia	Athens				46-0 W
Nov. 7	Maryville	Knoxville				34-0 W
Nov. 14	Vanderbilt	Nashville				26-13 W
Nov. 26	Kentucky	Knoxville			17/--	7-6 W
Dec. 5	Mississippi	Memphis			17/--	0-0 T
	SEC 3-1-2 (4th) - 17th AP					147-52

1937 — Won 6 Lost 3 Tied 1

Date	Opponent	Site	TV	UT/Opp	AP Rank	Result
Sept. 25	Wake Forest	Knoxville				32-0 W
Oct. 2	Virginia Tech	Knoxville				27-0 W
Oct. 9	Duke	Durham				0-0 T
Oct. 16	Alabama	Knoxville				7-14 L
Oct. 23	Sewanee	Knoxville				32-0 W
Oct. 30	Georgia	Knoxville				32-0 W
Nov. 6	Auburn	Birmingham			7/--	7-20 L
Nov. 13	Vanderbilt (HC)	Knoxville				7-13 L
Nov. 25	Kentucky	Lexington				13-0 W
Dec. 4	Mississippi	Memphis				32-0 W
	SEC 4-3 (7th)					189-47

1938 — Won 11 Lost 0
NATIONAL CHAMPIONS — Dunkel, Litkenhous, Boand, Houlgate, Poling
SEC CHAMPIONS

Date	Opponent	Site	TV	UT/Opp	AP Rank	Result
Sept. 24	Sewanee	Knoxville				26-3 W
Oct. 1	Clemson	Knoxville				20-7 W
Oct. 8	Auburn	Knoxville				7-0 W
Oct. 15	Alabama	Birmingham				13-0 W
Oct. 22	The Citadel	Knoxville			8/--	44-0 W
Oct. 29	LSU (HC)	Knoxville			8/--	14-6 W
Nov. 5	Chattanooga	Knoxville			6/--	45-0 W
Nov. 12	Vanderbilt	Nashville			4/--	14-0 W
Nov. 24	Kentucky	Knoxville			4/--	46-0 W
Dec. 3	Mississippi	Memphis			4/--	47-0 W

1939 — Won 10 Lost 1
SEC CHAMPIONS

Date	Opponent	Site	TV	UT/Opp	AP Rank	Result
Sept. 29	North Carolina St.	Raleigh				13-0 W
Oct. 7	Sewanee	Knoxville				40-0 W
Oct. 14	Chattanooga	Chattanooga				28-0 W
Oct. 21	Alabama (HC)	Knoxville			5/8	21-0 W
Oct. 28	Mercer	Knoxville			1/--	17-0 W
Nov. 4	LSU	Baton Rouge			1/18	20-0 W
Nov. 11	The Citadel	Knoxville			1/--	34-0 W
Nov. 18	Vanderbilt	Knoxville			1/--	13-0 W
Nov. 30	Kentucky	Lexington			4/--	19-0 W
Dec. 9	Auburn	Knoxville			2/--	7-0 W
		Rose Bowl				
Jan. 1	Southern Cal	Pasadena			2/3	0-14 L
	SEC 6-0 (Tie 1st) - 2nd AP					212-14

1940 — Won 10 Lost 1
NATIONAL CHAMPIONS — Dunkel, Williamson
SEC CHAMPIONS

Date	Opponent	Site	TV	UT/Opp	AP Rank	Result
Sept. 28	Mercer	Knoxville				49-0 W
Oct. 5	Duke	Knoxville				13-0 W
Oct. 12	Chattanooga	Knoxville				53-0 W
Oct. 19	Alabama	Birmingham			5/--	27-12 W
Oct. 26	Florida	Knoxville			5/--	14-0 W
Nov. 2	LSU	Knoxville			7/--	28-0 W
Nov. 9	Southwestern	Memphis			5/--	41-0 W
Nov. 16	Virginia	Knoxville			5/--	41-14 W
Nov. 23	Kentucky (HC)	Knoxville			6/--	33-0 W
Nov. 30	Vanderbilt	Nashville			6/--	20-0 W
		Sugar Bowl				
Jan. 1	Boston College	New Orleans			4/5	13-19 L
	SEC 5-0 (1st) - 4th AP					332-45



JOHN BARNHILL
(1941-45)

When war again interrupted Neyland's coaching career, Barnhill, a former Vol player and coach under Neyland, was named as head coach. He compiled an outstanding record and upon Neyland's return in 1946 he accepted the head coaching position at Arkansas where he also served as athletic director.
Coaching record: 32-5-2.

1941 — Won 8 Lost 2

Date	Opponent	Site	TV	UT/Opp	AP Rank	Result
Sept. 20	Furman	Knoxville				32-6 W
Oct. 4	Duke	Durham				0-19 L
Oct. 11	Dayton	Knoxville				26-0 W
Oct. 18	Alabama	Knoxville				2-9 L
Oct. 25	Cincinnati	Knoxville				21-6 W
Nov. 1	LSU	Baton Rouge				13-6 W
Nov. 8	Howard	Knoxville				28-6 W
Nov. 15	Boston College	Boston			--/18	14-7 W
Nov. 22	Kentucky	Lexington				20-7 W
Nov. 29	Vanderbilt (HC)	Knoxville			--/12	26-7 W
	SEC 3-1 (2nd) - 18th AP					182-73

1942 — Won 9 Lost 1 Tied 1

Date	Opponent	Site	TV	UT/Opp	AP Rank	Result
Sept. 26	South Carolina	Columbia				0-0 T
Oct. 3	Fordham	Knoxville				40-14 W
Oct. 10	Dayton	Knoxville				34-6 W
Oct. 17	Alabama	Birmingham			15/4	0-8 L
Oct. 24	Furman	Knoxville			17/1--	52-7 W
Oct. 31	LSU	Knoxville			20/19	26-0 W
Nov. 7	Cincinnati	Knoxville			13/--	34-12 W
Nov. 14	Mississippi	Memphis			11/--	14-0 W
Nov. 21	Kentucky (HC)	Knoxville			11/--	26-0 W
Nov. 28	Vanderbilt	Nashville			10/--	19-7 W
		Sugar Bowl				
Jan. 1	Tulsa	New Orleans			7/4	14-7 W
	SEC 4-1 (Tie 2nd) - 7th AP					259-61

1943 — (NO TEAM)
WORLD WAR II

1944 — Won 7 Lost 1 Tied 1

Date	Opponent	Site	TV	UT/Opp	AP Rank	Result
Sept. 30	Kentucky	Knoxville				26-13 W
Oct. 7	Mississippi	Memphis				20-7 W
Oct. 14	Florida	Knoxville			15/--	40-0 W
Oct. 21	Alabama	Knoxville			17/--	0-0 T
Oct. 28	Clemson	Knoxville			19/--	26-7 W
Nov. 4	LSU N	Baton Rouge			16/--	13-0 W
Nov. 18	Temple (HC)	Knoxville			17/--	27-14 W
Nov. 25	Kentucky	Lexington			15/--	21-7 W
		Rose Bowl				
Jan. 1	Southern Cal	Pasadena			12/7	0-25 L
	SEC 5-0-1 (2nd) - 12th AP					173-73

*Tennessee's first night game

1945 — Won 8 Lost 1

Date	Opponent	Site	TV	UT/Opp	AP Rank	Result
Sept. 29	Wake Forest	Knoxville				7-6 W
Oct. 6	William & Mary	Knoxville				48-13 W
Oct. 13	Chattanooga	Knoxville			18/--	30-0 W
Oct. 20	Alabama	Birmingham			--/6	7-25 L
Oct. 27	Villanova	Knoxville				33-2 W
Nov. 3	North Carolina	Knoxville				20-6 W
Nov. 10	Mississippi	Memphis				34-0 W
Nov. 24	Kentucky	Lexington			14/--	14-0 W
Dec. 1	Vanderbilt (HC)	Knoxville			17/--	45-0 W
	SEC 3-1 (2nd) - 14th AP					238-52



R.R. NEYLAND
(1946-52)

General Neyland's retirement from military service enabled him to devote full time to coaching and building one of the most powerful programs in the nation. He produced the national championship team in 1951 and took the Vols to three straight major bowl appearances. Poor health in 1952 forced his retirement to athletic director, a position he held until his death in 1962. He was elected to the Hall of Fame in 1956. His record for this period was 54-17-4.

Coaching record: 173-31-12.

1946 — Won 9 Lost 2
SEC CHAMPIONS

Date	Opponent	Site	TV	UT/Opp	AP Rank	Result
Sept. 28	Georgia Tech	Knoxville				13-9 W
Oct. 5	Duke	Durham				12-7 W
Oct. 12	Chattanooga	Knoxville			8/--	47-7 W
Oct. 19	Alabama (HC)	Knoxville				9-7
Oct. 26	Wake Forest	Knoxville			4/--	6-19 L
Nov. 2	North Carolina	Knoxville			10/9	20-14 W
Nov. 9	Mississippi	Memphis			7/--	18-14 W
Nov. 16	Boston College	Chestnut Hill			8/--	33-13 W
Nov. 23	Kentucky	Knoxville			7/--	7-0 W
Nov. 30	Vanderbilt	Nashville			8/--	7-6 W
		Orange Bowl				
Jan. 1	Rice	Miami			7/10	0-8 L
	SEC 5-0 (Tie 1st) - 7th AP					175-97

1947 — Won 5 Lost 5

Date	Opponent	Site	TV	UT/Opp	AP Rank	Result
Sept. 27	Georgia Tech	Atlanta				0-27 L
Oct. 4	Duke (HC)	Knoxville				7-19 L
Oct. 11	Chattanooga	Knoxville				26-7 W
Oct. 18	Alabama	Birmingham				0-10 L
Oct. 25	Tennessee Tech	Knoxville				49-0 W
Nov. 1	North Carolina	Chapel Hill				6-20 L
Nov. 8	Mississippi	Memphis				13-43 L
Nov. 15	Boston College	Knoxville				38-13 W
Nov. 22	Kentucky	Lexington				13-6 W
Nov. 29	Vanderbilt	Knoxville				12-7 W
		SEC 2-3 (Tie 9th)				164-159

1948 — Won 4 Lost 4 Tied 2

Date	Opponent	Site	TV	UT/Opp	AP Rank	Result
Sept. 25	Mississippi State	Knoxville				6-21 L
Oct. 2	Duke	Durham				7-7 T
Oct. 9	Chattanooga	Knoxville			20/--	26-0 W
Oct. 16	Alabama (HC)	Knoxville				21-6 W
Oct. 23	Tennessee Tech	Knoxville				41-0 W
Oct. 30	North Carolina	Knoxville			--/3	7-14 L
Nov. 6	Georgia Tech	Atlanta			--/6	13-6 W
Nov. 13	Mississippi	Memphis			18/--	13-16 L
Nov. 20	Kentucky	Knoxville				0-0 T
Nov. 27	Vanderbilt	Nashville			--/15	6-28 L
		SEC 2-3-1 (8th)				140-98

T Year-by-Year Results

1949 — Won 7 Lost 2 Tied 1

Date	Opponent	Site	TV	AP Rank	UT/Opp	Result
Sept. 24	Mississippi State	Knoxville				10-0 W
Oct. 1	Duke	Knoxville				7-21 L
Oct. 8	Chattanooga	Knoxville				39-7 W
Oct. 15	Alabama	Birmingham				7-7 T
Oct. 22	Tennessee Tech	Knoxville				36-6 W
Oct. 29	North Carolina	Chapel Hill			--/13	35-6 W
Nov. 5	Georgia Tech (HC)	Knoxville			14/--	13-30 L
Nov. 12	Mississippi	Memphis				35-7 W
Nov. 19	Kentucky	Lexington			--/11	6-0 W
Nov. 26	Vanderbilt	Knoxville			18/--	26-20 W
	SEC 4-1-1 (3rd) - 17th AP					214-104

1950 — Won 11 Lost 1 NATIONAL CHAMPIONS — Dunkel

Date	Opponent	Site	TV	AP Rank	UT/Opp	Result
Sept. 23	Miss. Southern	Knoxville			4/--	56-0 W
Sept. 30	Mississippi State	Starkville			4/--	0-7 L
Oct. 7	Duke	Durham			--/14	28-7 W
Oct. 14	Chattanooga	Knoxville			14/--	41-0 W
Oct. 21	Alabama	Knoxville			18/--	14-9 W
Oct. 28	Wash. & Lee	Knoxville			8/--	27-20 W
Nov. 4	N. Carolina (HC)	Knoxville			11/--	16-0 W
Nov. 11	Tennessee Tech	Knoxville			11/--	48-14 W
Nov. 18	Mississippi	Knoxville			9/--	35-0 W
Nov. 25	Kentucky	Knoxville			9/3	7-0 W
Dec. 2	Vanderbilt	Nashville			4/--	43-0 W
	Cotton Bowl					
Jan. 1	Texas	Dallas			4/3	20-14 W
	SEC 4-1 (2nd) - 4th AP					335-71

1951 — Won 10 Lost 1 NATIONAL CHAMPIONS — Consensus SEC CHAMPIONS

Date	Opponent	Site	TV	AP Rank	UT/Opp	Result
Sept. 29	Mississippi State	Knoxville			1/--	14-0 W
Oct. 6	Duke	Knoxville			3/16	26-0 W
Oct. 13	Chattanooga	Knoxville			3/--	42-13 W
Oct. 20	Alabama	Birmingham	*CBS		2/--	27-13 W
Oct. 27	Tennessee Tech	Knoxville			1/--	68-0 W
Nov. 3	North Carolina	Chapel Hill			1/--	27-0 W
Nov. 10	Wash. & Lee	Knoxville			1/--	60-14 W
Nov. 17	Mississippi	Oxford			2/--	46-21 W
Nov. 24	Kentucky	Lexington			1/9	28-0 W
Dec. 1	Vanderbilt (HC)	Knoxville			1/--	35-27 W
	Sugar Bowl					
Jan. 1	Maryland	New Orleans	1/3		13-28 L	
	SEC 5-0 (Tie 1st) - 1st AP					386-116

*First Tennessee game televised (Local Birmingham CBS affiliate)

1952 — Won 8 Lost 2 Tied 1

Date	Opponent	Site	TV	AP Rank	UT/Opp	Result
Sept. 27	Mississippi State	Memphis			6/--	14-7 W
Oct. 4	Duke	Durham			11/10	0-7 L
Oct. 11	Chattanooga	Knoxville				26-6 W
Oct. 18	Alabama	Knoxville			--/18	20-0 W
Oct. 25	Wofford	Knoxville			13/--	50-0 W
Nov. 1	North Carolina	Knoxville			12/--	41-14 W
Nov. 8	LSU	Baton Rouge			8/--	22-3 W
Nov. 15	Florida (HC)	Knoxville			7/18	26-12 W
Nov. 22	Kentucky	Knoxville			7/--	14-14 T
Nov. 29	Vanderbilt	Nashville			9/--	46-0 W
	Cotton Bowl					
Jan. 1	Texas	Dallas	NBC		8/10	0-16 L
	SEC 5-0-1 (2nd) - 8th AP					259-79

HARVEY ROBINSON (1953-54)

A tailback on General Neyland's teams of the early Thirties and a member of Neyland's staff from 1946, he accepted the head coaching position for two years following the General's retirement. He went to Florida as an assistant coach and then returned to UT in 1960 as a member of Bowden Wyatt's staff.
Coaching record: 10-10-1.



1953 — Won 6 Lost 4 Tied 1

Date	Opponent	Site	TV	AP Rank	UT/Opp	Result
Sept. 26	Mississippi State	Knoxville			17/--	0-26 L
Oct. 3	Duke	Knoxville				7-21 L
Oct. 10	Chattanooga	Knoxville				40-7 W
Oct. 17	Alabama	Birmingham	NBC			0-0 T
Oct. 24	Louisville	Knoxville				59-6 W
Oct. 31	North Carolina	Chapel Hill				20-6 W
Nov. 7	LSU (HC)	Knoxville				32-14 W
Nov. 14	Florida	Gainesville			18/--	9-7 W
Nov. 21	Kentucky	Lexington			--/13	21-27 L
Nov. 28	Vanderbilt	Knoxville				33-6 W
Dec. 5	Houston	Houston				19-33 L
	SEC 3-2-1 (7th)					240-153

1954 — Won 4 Lost 6

Date	Opponent	Site	TV	AP Rank	UT/Opp	Result
Sept. 25	Mississippi State	Memphis				19-7 W
Oct. 2	Duke	Durham			--/7	6-7 L
Oct. 9	Chattanooga	Knoxville				20-14 W
Oct. 16	Alabama	Knoxville				0-27 L
Oct. 23	Dayton	Knoxville				14-7 W
Oct. 30	North Carolina	Knoxville				26-20 W
Nov. 6	Georgia Tech	Atlanta				7-28 L
Nov. 13	Florida (HC)	Knoxville				0-14 L
Nov. 20	Kentucky	Knoxville				13-14 L
Nov. 27	Vanderbilt	Nashville				0-26 L
	SEC 1-5 (Tie 11th)					105-164



BOWDEN WYATT (1955-62)

A legendary player at Tennessee, he returned as head coach after winning championships at Wyoming and Arkansas. In his second season with the Vols, he was voted national coach of the year in recognition for guiding the Orange to the SEC championship. He remained as coach for eight years.
Coaching record: 49-29-4.

1955 — Won 6 Lost 3 Tied 1

Date	Opponent	Site	TV	AP Rank	UT/Opp	Result
Sept. 24	Mississippi State	Knoxville				7-13 L
Oct. 1	Duke	Knoxville			--/16	0-21 L
Oct. 8	Chattanooga	Knoxville				13-0 W
Oct. 15	Alabama	Birmingham				20-0 W
Oct. 22	Dayton	Knoxville				53-7 W
Oct. 29	North Carolina	Chapel Hill				48-7 W
Nov. 5	Georgia Tech (HC)	Knoxville			--/8	7-7 T
Nov. 12	Florida	Gainesville				20-0 W
Nov. 19	Kentucky	Lexington			17/--	0-23 L
Nov. 26	Vanderbilt	Knoxville			--/19	20-14 W
	SEC 3-2-1 (4th)					188-92

1956 — Won 10 Lost 1 SEC CHAMPIONS

Date	Opponent	Site	TV	AP Rank	UT/Opp	Result
Sept. 29	Auburn	Birmingham				35-7 W
Oct. 6	Duke	Durham			9/--	33-20 W
Oct. 13	Chattanooga	Knoxville			6/--	42-20 W
Oct. 20	Alabama	Knoxville			7/--	24-0 W
Oct. 27	Maryland	Knoxville			4/--	34-7 W
Nov. 3	North Carolina (HC)	Knoxville			3/--	20-0 W
Nov. 10	Georgia Tech	Atlanta			3/2	6-0 W
Nov. 17	Mississippi	Knoxville			1/19	27-7 W
Nov. 24	Kentucky	Knoxville			2/--	20-7 W
Dec. 1	Vanderbilt	Nashville			2/--	27-7 W
	Sugar Bowl					
Jan. 1	Baylor	New Orleans	ABC		2/13	7-13 L
	SEC 6-0 (1st) - 2nd AP					275-88

1957 — Won 8 Lost 3

Date	Opponent	Site	TV	AP Rank	UT/Opp	Result
Sept. 28	Auburn	Knoxville			8/--	0-7 L
Oct. 5	Mississippi State	Knoxville				14-9 W
Oct. 12	Chattanooga	Knoxville			19/--	28-13 W
Oct. 19	Alabama	Birmingham				14-0 W
Oct. 26	Maryland	College Park				16-0 W
Nov. 2	North Carolina	Chapel Hill			17/--	35-0 W
Nov. 9	Ga. Tech (HC)	Knoxville			9/18	21-6 W
Nov. 16	Mississippi	Memphis			7/8	7-14 L
Nov. 23	Kentucky	Lexington			12/--	6-20 L
Nov. 30	Vanderbilt	Knoxville			18/--	20-6 W
	Gator Bowl					
Dec. 28	Texas A&M	Jacksonville	ABC		13/9	3-0 W
	SEC 4-3 (5th) - 13th AP					164-75

1958 — Won 4 Lost 6

Date	Opponent	Site	TV	AP Rank	UT/Opp	Result
Sept. 27	Auburn	Birmingham	NBC		--/3	0-13 L
Oct. 4	Mississippi State	Memphis			--/11	13-8 W
Oct. 11	Georgia Tech	Atlanta				7-21 L
Oct. 18	Alabama	Knoxville				14-7 W
Oct. 25	Florida State	Knoxville				0-10 L
Nov. 1	North Carolina	Knoxville			--/17	7-21 L
Nov. 8	Chattanooga	Knoxville				6-14 L
Nov. 15	Mississippi (HC)	Knoxville			--/7	18-16 W
Nov. 22	Kentucky	Knoxville				2-6 L
Nov. 29	Vanderbilt	Nashville			--/15	10-6 W
	SEC 4-3 (5th)					77-122

1959 — Won 5 Lost 4 Tied 1

Date	Opponent	Site	TV	AP Rank	UT/Opp	Result
Sept. 26	Auburn	Knoxville			--/3	3-0 W
Oct. 3	Mississippi State	Knoxville			9/--	22-6 W
Oct. 10	Georgia Tech	Knoxville			8/3	7-14 L
Oct. 17	Alabama	Birmingham			14/--	7-7 T
Oct. 24	Chattanooga	Knoxville				23-0 W
Oct. 31	North Carolina	Chapel Hill			20/--	29-7 W
Nov. 7	LSU (HC)	Knoxville			13/1	14-13 W
Nov. 14	Mississippi	Memphis			9/--	7-37 L
Nov. 21	Kentucky	Lexington			20/--	0-20 L
Nov. 28	Vanderbilt	Knoxville				0-14 L
	SEC 3-4-1 (8th)					112-118

1960 — Won 6 Lost 2 Tied 2

Date	Opponent	Site	TV	AP Rank	UT/Opp	Result
Sept. 24	Auburn	Birmingham				10-3 W
Oct. 1	Mississippi State	Memphis			11/--	0-0 T
Oct. 8	Tampa	Knoxville				62-7 W
Oct. 15	Alabama	Knoxville			--/15	20-7 W
Oct. 22	Chattanooga	Knoxville			12/--	35-0 W
Oct. 29	North Carolina	Knoxville			11/--	27-14 W
Nov. 5	Georgia Tech	Atlanta			8/--	7-14 L
Nov. 12	Mississippi (HC)	Knoxville			14/4	3-24 L
Nov. 19	Kentucky	Knoxville				10-10 T
Nov. 26	Vanderbilt	Nashville				35-0 W
	SEC 3-2-2 (Tie 5th)					209-79

1961 — Won 6 Lost 4

Date	Opponent	Site	TV	AP Rank	UT/Opp	Result
Sept. 30	Auburn	Knoxville				21-24 L
Oct. 7	Mississippi State (HC)	Knoxville				17-3 W
Oct. 14	Tulsa	Knoxville				52-6 W
Oct. 21	Alabama	Birmingham	ABC		--/5	3-34 L
Oct. 28	Chattanooga	Knoxville				20-7 W
Nov. 4	North Carolina	Chapel Hill				21-22 L
Nov. 11	Georgia Tech	Knoxville			--/9	10-6 W
Nov. 18	Mississippi	Memphis			--/6	10-24 L
Nov. 25	Kentucky	Lexington				26-16 W
Dec. 2	Vanderbilt	Knoxville				41-7 W
	SEC 4-3 (Tie 4th)					221-149

1962 — Won 4 Lost 6

Date	Opponent	Site	TV	AP Rank	UT/Opp	Result
Sept. 29	Auburn	Birmingham				21-22 L
Oct. 6	Mississippi State	Memphis				6-7 L
Oct. 13	Georgia Tech	Atlanta				0-17 L
Oct. 20	Alabama	Knoxville	CBS		--/2	7-27 L
Oct. 27	Chattanooga	Knoxville				48-14 W
Nov. 3	Wake Forest	Knoxville				23-0 W
Nov. 10	Tulane	Knoxville				28-16 W
Nov. 17	Mississippi (HC)	Knoxville			--/3	6-19 L
Nov. 24	Kentucky	Knoxville				10-12 L
Dec. 1	Vanderbilt	Nashville				30-0 W
	SEC 2-6 (10th)					179-134



JIM McDONALD (1963)

After serving since 1955 as an assistant to Bowden Wyatt, this one-time Ohio State football and basketball star was elevated to the head coach position in the summer of 1963 and served for one season. He then remained on the athletic staff as assistant athletic director.
Coaching record: 5-5.

1963 — Won 5 Lost 5

Date	Opponent	Site	TV	AP Rank UT/Opp	Result	
Sept. 21	Richmond	Knoxville			34-6 W	
Sept. 28	Auburn	Knoxville			19-23 L	
Oct. 5	Mississippi State	Knoxville			0-7 L	
Oct. 12	Georgia Tech (HC)	Knoxville			7-23 L	
Oct. 19	Alabama	Birmingham		-/9	0-35 L	
Oct. 26	Chattanooga	Knoxville			49-7 W	
Nov. 9	Tulane	New Orleans			26-0 W	
Nov. 16	Mississippi	Memphis		-/3	0-20 L	
Nov. 23	Kentucky	Lexington			19-0 W	
Nov. 30	Vanderbilt	Knoxville			14-0 W	
					SEC 3-5 (8th)	168-121



DOUG DICKEY (1964-69)

He was hired off the staff of the University of Arkansas to head up the job of rebuilding Tennessee's football fortunes and succeeded in leading the Vols to SEC championships in 1967 and 1969. The former Florida quarterback returned to his alma mater as head coach following the 1969 season. Coaching record: 46-15-4.

1964 — Won 4 Lost 5 Tied 1

Date	Opponent	Site	TV	AP Rank UT/Opp	Result	
Sept. 19	Chattanooga	Knoxville			10-6 W	
Sept. 26	Auburn	Birmingham		-/8	0-3 L	
Oct. 3	Mississippi State N	Memphis			14-13 W	
Oct. 10	Boston College	Knoxville			16-14 W	
Oct. 17	Alabama	Knoxville		-/3	8-19 L	
Oct. 24	LSU	Baton Rouge	NBC	-/7	3-3 T	
Nov. 7	Georgia Tech	Atlanta		-/7	22-14 W	
Nov. 14	Mississippi (HC)	Knoxville			0-30 L	
Nov. 21	Kentucky	Knoxville			7-12 L	
Nov. 28	Vanderbilt	Nashville			0-7 L	
					SEC 1-5-1 (10th)	80-121

1965 — Won 8 Lost 1 Tied 2

Date	Opponent	Site	TV	AP Rank UT/Opp	Result	
Sept. 18	Army	Knoxville			21-0 W	
Sept. 25	Auburn	Knoxville			13-13 T	
Oct. 9	South Carolina (HC)	Knoxville			24-3 W	
Oct. 16	Alabama	Birmingham			7-7 T	
Oct. 23	Houston	Knoxville			17-8 W	
Nov. 6	Georgia Tech	Knoxville		-/7	21-7 W	
Nov. 13	Mississippi	Memphis	NBC	8/-	13-14 L	
Nov. 20	Kentucky	Lexington			19-3 W	
Nov. 27	Vanderbilt	Knoxville		9/-	21-3 W	
Dec. 4	UCLA	Memphis		7/5	37-34 W	
					Bluebonnet Bowl	
Dec. 18	Tulsa	Houston	NBC	7/-	27-6 W	
					SEC 3-1-2 (Tie 3rd) - 10th AP	220-98

1966 — Won 8 Lost 3

Date	Opponent	Site	TV	AP Rank UT/Opp	Result	
Sept. 24	Auburn	Birmingham			28-0 W	
Oct. 1	Rice	Knoxville		10/-	23-3 W	
Oct. 8	Georgia Tech	Atlanta	ABC	8/9	3-6 L	
Oct. 15	Alabama	Knoxville		-/3	10-11 L	
Oct. 22	South Carolina	Knoxville			29-17 W	
Oct. 29	Army	Memphis			38-7 W	
Nov. 5	Chattanooga	Knoxville		10/-	28-10 W	
Nov. 12	Mississippi (HC)	Knoxville		10/-	7-14 L	
Nov. 19	Kentucky	Knoxville	ABC		28-19 W	
Nov. 26	Vanderbilt	Nashville			28-0 W	
					Gator Bowl	
Dec. 31	Syracuse	Jacksonville	ABC		18-12 W	
					SEC 4-2 (5th)	240-99

1967 — Won 9 Lost 2 NATIONAL CHAMPIONS — Liikenhous SEC CHAMPIONS

Date	Opponent	Site	TV	AP Rank UT/Opp	Result	
Sept. 16	UCLA N	Los Angeles		9/8	16-20 L	
Sept. 30	Auburn	Knoxville			27-13 W	
Oct. 14	Georgia Tech	Knoxville	ABC		24-13 W	
Oct. 21	Alabama	Birmingham		7/6	24-13 W	
Oct. 28	LSU	Knoxville		4/-	17-14 W	
Nov. 4	Tampa	Tampa		3/-	38-0 W	
Nov. 11	Tulane (HC)	Knoxville		2/-	35-14 W	
Nov. 18	Mississippi	Memphis		2/-	20-7 W	
Nov. 25	Kentucky	Lexington		2/-	17-7 W	
Dec. 2	Vanderbilt	Knoxville		2/-	41-14 W	
Orange Bowl						
Jan. 1	Oklahoma N	Miami	NBC	2/3	24-26 L	
SEC 6-0 (1st) - 2nd AP						283-141

1968 — Won 8 Lost 2 Tied 1

Date	Opponent	Site	TV	AP Rank UT/Opp	Result	
Sept. 14	*Georgia	Knoxville	ABC	9/-	17-17 T	
Sept. 28	Memphis St.	Knoxville		16/-	24-17 W	
Oct. 5	Rice N	Houston		15/-	52-0 W	
Oct. 12	Georgia Tech	Allanta		10/-	24-7 W	
Oct. 19	Alabama	Knoxville	ABC	8/-	10-9 W	
Nov. 2	UCLA (HC)	Knoxville		5/-	42-18 W	
Nov. 9	Auburn N	Birmingham		5/-	14-28 L	
Nov. 16	Mississippi	Knoxville		11/-	31-0 W	
Nov. 23	Kentucky	Knoxville		8/-	24-7 W	
Nov. 30	Vanderbilt	Nashville		7/-	10-7 W	
Cotton Bowl						
Jan. 1	Texas	Dallas	CBS	8/5	13-36 L	
SEC 4-1-1 (2nd) - 13th AP						261-146

*First game played on Tartan Turf in Neyland Stadium

1969 — Won 9 Lost 2 SEC CHAMPIONS

Date	Opponent	Site	TV	AP Rank UT/Opp	Result	
Sept. 20	*TN-Chattanooga	Knoxville		15/-	31-0 W	
Sept. 27	Auburn	Knoxville	ABC	19/17	45-19 W	
Oct. 4	Memphis St. N	Memphis		10/-	55-16 W	
Oct. 11	Georgia Tech	Knoxville		10/-	26-8 W	
Oct. 18	Alabama	Birmingham		7/20	41-14 W	
Nov. 1	Georgia	Athens		3/11	17-3 W	
Nov. 8	South Carolina (HC)	Knoxville		3/-	29-14 W	
Nov. 15	Mississippi	Jackson		3/18	0-38 L	
Nov. 22	Kentucky	Lexington		9/-	31-26 W	
Nov. 29	Vanderbilt	Knoxville		10/-	40-27 W	
Gator Bowl						
Dec. 27	Florida	Jacksonville	NBC	11/14	13-14 L	
SEC 5-1 (1st) - 15th AP						328-179



BILL BATTLE (1970-76)

The youngest head coach in the nation when he took over the Vol reins at age 28. Battle molded three teams that ranked in the top 10 nationally and took the Vols to five straight bowls.

Coaching record: 59-22-2.

1970 — Won 11 Lost 1

Date	Opponent	Site	TV	AP Rank UT/Opp	Result	
Sept. 19	SMU	Knoxville			28-3 W	
Sept. 26	Auburn	Birmingham		17/-	23-36 L	
Oct. 3	Army	Knoxville			48-3 W	
Oct. 10	Georgia Tech	Atlanta		20/13	17-6 W	
Oct. 17	Alabama	Knoxville		14/-	24-0 W	
Oct. 24	Florida	Knoxville	ABC	11/-	38-7 W	
Oct. 31	Wake Forest	Memphis		9/-	41-7 W	
Nov. 7	South Carolina	Columbia		8/-	20-18 W	
Nov. 21	Kentucky (HC)	Knoxville		8/-	45-0 W	
Nov. 28	Vanderbilt	Nashville		7/-	24-6 W	
Dec. 5	UCLA	Knoxville		5/-	28-17 W	
Sugar Bowl						
Jan. 1	Air Force	New Orleans	ABC	4/11	34-13 W	
SEC 4-1 (2nd) - 4th AP						370-116

1971 — Won 10 Lost 2

Date	Opponent	Site	TV	AP Rank UT/Opp	Result	
Sept. 18	UCSB	Knoxville		8/-	48-6 W	
Sept. 25	Auburn	Knoxville	ABC	9/5	9-10 L	
Oct. 2	Florida N	Gainesville		12/-	20-13 W	
Oct. 9	Georgia Tech	Knoxville		13/-	10-6 W	
Oct. 16	Alabama	Birmingham		14/4	15-32 L	
Oct. 23	Mississippi State	Memphis		18/-	10-7 W	
Oct. 30	Tulsa	Knoxville		16/-	38-3 W	
Nov. 6	S. Carolina (HC)	Knoxville		11/-	35-6 W	
Nov. 20	Kentucky	Lexington		11/-	21-7 W	
Nov. 27	Vanderbilt	Knoxville		11/-	19-7 W	
Dec. 4	Penn State	Knoxville	ABC	12/5	31-11 W	
Liberty Bowl						
Dec. 20	Arkansas N	Memphis	ABC	9/18	14-13 W	
SEC 4-2 (Tie 4th) - 9th AP						270-121

1972 — Won 10 Lost 2

Date	Opponent	Site	TV	AP Rank UT/Opp	Result	
Sept. 9	Georgia Tech	Atlanta	ABC	15/-	34-3 W	
Sept. 16	*Penn State N	Knoxville		7/6	28-21 W	
Sept. 23	Wake Forest	Knoxville		5/-	45-6 W	
Sept. 30	Auburn	Birmingham		4/-	6-10 L	
Oct. 7	Memphis State	Memphis		10/-	38-7 W	
Oct. 21	Alabama	Knoxville		10/3	10-17 L	
Oct. 28	Hawaii	Knoxville		14/-	34-2 W	
Nov. 4	Georgia	Athens		13/-	14-0 W	
Nov. 18	Mississippi (HC)	Knoxville		13/-	17-0 W	
Nov. 25	Kentucky	Knoxville		12/-	17-7 W	
Dec. 2	Vanderbilt	Nashville		12/-	30-10 W	
Astro Bluebonnet Bowl						
Dec. 30	LSU N	Houston	MIZ	11/10	24-17 W	
SEC 4-2 (4th) - 8th AP						297-100

*First night game played in Neyland Stadium

1973 — Won 8 Lost 4

Date	Opponent	Site	TV	AP Rank UT/Opp	Result	
Sept. 15	Duke N	Knoxville		9/-	21-17 W	
Sept. 22	Army	West Point		10/-	37-18 W	
Sept. 29	Auburn	Knoxville		9/11	21-0 W	
Oct. 6	Kansas	Memphis		9/-	28-27 W	
Oct. 13	Georgia Tech	Knoxville		8/-	20-14 W	
Oct. 20	Alabama	Birmingham	ABC	10/2	21-42 L	
Oct. 27	Texas Christian	Knoxville		14/-	39-7 W	
Nov. 3	Georgia (HC)	Knoxville		11/-	31-35 L	
Nov. 17	Mississippi	Jackson	ABC	16/-	18-28 L	
Nov. 24	Kentucky	Lexington			16-14 W	
Dec. 1	Vanderbilt	Knoxville		19/-	20-17 W	
Gator Bowl						
Dec. 29	Texas Tech N	Jacksonville	ABC	20/11	19-28 L	
SEC 3-3 (4th) - 19th AP						291-247

1974 — Won 7 Lost 3 Tied 2

Date	Opponent	Site	TV	AP Rank UT/Opp	Result	
Sept. 7	UCLA	Knoxville	ABC	16/12	17-17 T	
Sept. 21	Kansas N	Knoxville		17/-	17-3 W	
Sept. 28	Auburn	Auburn		14/-	0-21 L	
Oct. 5	Tulsa	Knoxville			17-10 W	
Oct. 12	LSU N	Baton Rouge			10-20 L	
Oct. 19	Alabama	Knoxville		-/4	6-28 L	
Oct. 26	Clemson	Knoxville			29-28 W	
Nov. 9	Memphis St.	Knoxville			34-6 W	
Nov. 16	Mississippi	Memphis			29-17 W	
Nov. 23	Kentucky (HC)	Knoxville			24-7 W	
Nov. 30	Vanderbilt	Nashville			21-21 T	
Liberty Bowl						
Dec. 16	Maryland N	Memphis	ABC	-/10	7-3 W	
SEC 2-3-1 (Tie 7th) - 20th AP						211-181

1975 — Won 7 Lost 5

Date	Opponent	Site	TV	AP Rank UT/Opp	Result	
Sept. 13	Maryland N	Knoxville		20/14	26-8 W	
Sept. 20	UCLA	Los Angeles	ABC	10/12	28-34 L	
Sept. 27	Auburn	Knoxville		16/-	21-17 W	
Oct. 11	Louisiana State	Knoxville		19/-	24-10 W	
Oct. 18	Alabama	Birmingham		16/6	7-30 L	
Oct. 25	North Texas St.	Knoxville			14-21 L	
Nov. 1	Colorado State	Knoxville			28-7 W	
Nov. 8	Utah (HC)	Knoxville			40-7 W	
Nov. 15	Mississippi	Memphis			6-23 L	
Nov. 22	Kentucky	Lexington			17-13 W	
Nov. 29	Vanderbilt	Knoxville			14-17 L	
Dec. 6	Hawaii N	Honolulu			28-6 W	
					SEC 3-3 (5th)	253-193

T Year-by-Year Results

1976 — Won 6 Lost 5

Date	Opponent	Site	TV	AP Rank UT/Opp	Result
Sept. 11	Duke N	Knoxville			18-21 L
Sept. 18	Texas Christian N	Knoxville			31-0 W
Sept. 25	Auburn	Birmingham	ABC		28-38 L
Oct. 2	Clemson	Knoxville			21-19 W
Oct. 9	Georgia Tech	Atlanta			42-7 W
Oct. 16	Alabama	Knoxville	ABC	--/20	13-20 L
Oct. 23	Florida	Knoxville		--/11	18-20 L
Nov. 6	Memphis St.	Memphis			21-14 W
Nov. 13	Mississippi (HC)	Knoxville			32-6 W
Nov. 20	Kentucky	Knoxville			0-7 L
Nov. 27	Vanderbilt	Nashville			13-10 W
	SEC 2-4 (8th)				237-162

JOHNNY MAJORS

(1977-92)

Vol All-America tailback in the mid-1950s. Majors returned to his alma mater as the University's 19th head coach after guiding Pittsburgh to the national championship in 1976. Coaching record: 116-62-8.



1977 — Won 4 Lost 7

Date	Opponent	Site	TV	AP Rank UT/Opp	Result
Sept. 10	California N	Knoxville			17-27 L
Sept. 17	Boston College N	Knoxville			24-18 W
Sept. 24	Auburn	Knoxville			12-14 L
Oct. 1	Oregon State	Knoxville			41-10 W
Oct. 8	Georgia Tech	Knoxville			8-24 L
Oct. 15	Alabama	Birmingham		--/4	10-24 L
Oct. 22	Florida	Gainesville		--/19	17-27 L
Nov. 5	Memphis St. (HC)	Knoxville			27-14 W
Nov. 12	Mississippi	Memphis			14-43 L
Nov. 19	Kentucky	Lexington		--/7	17-21 L
Nov. 26	Vanderbilt	Knoxville			42-7 W
	SEC 1-5 (8th)				229-229

1978 — Won 5 Lost 5 Tied 1

Date	Opponent	Site	TV	AP Rank UT/Opp	Result
Sept. 16	UCLA N	Knoxville		--/9	0-13 L
Sept. 23	Oregon State N	Knoxville			13-13 T
Sept. 30	Auburn	Birmingham	ABC		10-29 L
Oct. 7	Army	Knoxville			31-13 W
Oct. 21	Alabama	Knoxville		--/4	17-30 L
Oct. 28	Mississippi State	Memphis			21-34 L
Nov. 4	Duke	Knoxville			34-0 W
Nov. 11	Notre Dame	South Bend		--/14	14-31 L
Nov. 18	Mississippi (HC)	Knoxville			41-17 W
Nov. 25	Kentucky	Knoxville			29-14 W
Dec. 2	Vanderbilt	Nashville			41-15 W
	SEC 3-3 (Tie 4th)				251-209

1979 — Won 7 Lost 5

Date	Opponent	Site	TV	AP Rank UT/Opp	Result
Sept. 15	Boston College N	Chestnut Hill			28-16 W
Sept. 22	Utah N	Knoxville			51-18 W
Sept. 29	Auburn	Knoxville			35-17 W
Oct. 6	Mississippi State	Memphis		19/--	9-28 L
Oct. 13	Georgia Tech	Knoxville			31-0 W
Oct. 20	Alabama	Birmingham		18/1	17-27 L
Nov. 3	Rutgers (HC)	Knoxville		17/--	7-13 L
Nov. 10	Notre Dame	Knoxville		--/13	40-18 W
Nov. 17	Mississippi	Jackson		19/--	20-44 L
Nov. 24	Kentucky	Lexington			20-17 W
Dec. 1	Vanderbilt	Knoxville			31-10 W
	Bluebonnet Bowl				
Dec. 31	Purdue N	Houston	MIZ	--/12	22-27 L
	SEC 3-3 (Tie 5th)				311-235

1980 — Won 5 Lost 6

Date	Opponent	Site	TV	AP Rank UT/Opp	Result
Sept. 6	Georgia N	Knoxville		--/16	15-16 L
Sept. 13	Southern Cal N	Knoxville		--/5	17-20 L
Sept. 20	Washington State	Knoxville			35-23 W
Sept. 27	Auburn	Auburn		--/18	42-0 W
Oct. 11	Georgia Tech	Atlanta			23-10 W
Oct. 18	Alabama	Knoxville	ABC	--/1	0-27 L
Oct. 25	Pittsburgh	Knoxville		--/12	6-30 L
Nov. 1	Virginia (HC)	Knoxville			13-16 L
Nov. 15	Mississippi	Memphis			9-20 L
Nov. 22	Kentucky	Knoxville			45-14 W
Nov. 29	Vanderbilt	Nashville			51-13 W
	SEC 3-3 (6th)				256-189

1981 — Won 8 Lost 4

Date	Opponent	Site	TV	AP Rank UT/Opp	Result
Sept. 5	Georgia	Athens		--/10	0-44 L
Sept. 12	Southern Cal N	Los Angeles		--/5	7-43 L
Sept. 19	Colorado State N	Knoxville			42-0 W
Sept. 26	Auburn	Knoxville			10-7 W
Oct. 10	Georgia Tech	Knoxville			10-7 W
Oct. 17	Alabama	Birmingham		--/15	19-38 L
Oct. 24	Memphis St.	Memphis			28-9 W
Nov. 7	Wichita St. (HC)	Knoxville			24-21 W
Nov. 14	Mississippi	Knoxville			28-20 W
Nov. 21	Kentucky	Lexington			10-21 L
Nov. 28	Vanderbilt	Knoxville			38-34 W
	Garden State Bowl				
Dec. 13	Wisconsin	E. Rutherford	MIZ		28-21 W
	SEC 3-3 (Tie 4th)				244-265

1982 — Won 6 Lost 5 Tied 1

Date	Opponent	Site	TV	AP Rank UT/Opp	Result
Sept. 4	Duke N	Knoxville			24-25 L
Sept. 11	Iowa State N	Knoxville			23-21 W
Sept. 25	Auburn	Auburn			14-24 L
Oct. 2	Washington St.	Knoxville			10-3 W
Oct. 9	LSU N	Baton Rouge		--/18	24-24 T
Oct. 16	Alabama	Knoxville		--/2	35-28 W
Oct. 23	Georgia Tech	Atlanta	ABC		21-31 L
Nov. 6	Memphis St. (HC)	Knoxville			29-3 W
Nov. 13	Mississippi	Jackson			30-17 W
Nov. 20	Kentucky	Knoxville			28-7 W
Nov. 27	Vanderbilt	Nashville			21-28 L
	Peach Bowl				
Dec. 31	Iowa	Atlanta	CBS		22-28 L
	SEC 3-2-1 (5th)				281-239

1983 — Won 9 Lost 3

Date	Opponent	Site	TV	AP Rank UT/Opp	Result
Sept. 3	Pittsburgh N	Knoxville			3-13 L
Sept. 10	New Mexico N	Knoxville			31-6 W
Sept. 24	Auburn	Knoxville		--/11	14-37 L
Oct. 1	The Citadel	Memphis			45-6 W
Oct. 8	LSU N	Knoxville	TBS		20-6 W
Oct. 15	Alabama	Birmingham		--/11	41-34 W
Oct. 22	Georgia Tech	Knoxville			37-3 W
Oct. 29	Rutgers	East Rutherford			7-0 W
Nov. 12	Mississippi (HC)	Knoxville	TBS		10-13 L
Nov. 19	Kentucky	Lexington	CBS		10-0 W
Nov. 26	Vanderbilt	Knoxville	CBS		34-24 W
	Florida Citrus Bowl				
Dec. 17	Maryland N	Orlando	MIZ	--/16t	30-23 W
	SEC 4-2 (Tie 3rd)				282-165

1984 — Won 7 Lost 4 Tied 1

Date	Opponent	Site	TV	AP Rank UT/Opp	Result
Sept. 1	Washington St. N	Knoxville			34-27 W
Sept. 15	Utah N	Knoxville			27-21 W
Sept. 22	Army	Knoxville			24-24 T
Sept. 29	Auburn	Auburn	TBS	--/20	10-29 L
Oct. 13	Florida	Knoxville		--/18	30-43 L
Oct. 20	Alabama	Knoxville			28-27 W
Oct. 27	Georgia Tech	Atlanta			24-21 W
Nov. 10	Memphis St. (HC)	Knoxville			41-9 W
Nov. 17	Mississippi	Jackson			41-17 W
Nov. 24	Kentucky	Knoxville			12-17 L
Dec. 1	Vanderbilt	Nashville	TBS		29-13 W
	Sun Bowl				
Dec. 22	Maryland	El Paso	CBS	--/12	27-28 L
	SEC 3-3 (Tie 5th)				327-276

1985 — Won 9 Lost 1 Tied 2 SEC CHAMPIONS

Date	Opponent	Site	TV	AP Rank UT/Opp	Result
Sept. 14	UCLA	Knoxville	ABC	--/10	26-26 T
Sept. 28	Auburn	Knoxville	ABC	--/1	38-20 W
Oct. 5	Wake Forest	Knoxville		16/--	31-29 W
Oct. 12	Florida	Gainesville		14/7	10-17 L
Oct. 19	Alabama	Birmingham	TBS	20/15	16-14 W
Oct. 26	Georgia Tech N	Knoxville	ESPN	16/--	6-6 T
Nov. 2	Rutgers (HC)	Knoxville		19/--	40-0 W
Nov. 9	Memphis St.	Memphis		19/--	17-7 W
Nov. 16	Mississippi	Knoxville	TBS	18/--	34-14 W
Nov. 23	Kentucky	Lexington	TBS	16/--	42-0 W
Nov. 30	Vanderbilt	Knoxville	TBS	10/--	30-0 W
	Sugar Bowl				
Jan. 1	Miami (Fla.) N	New Orleans	ABC	8/2	35-7 W
	SEC 5-1 (1st) - 4th AP				325-140

1986 — Won 7 Lost 5

Date	Opponent	Site	TV	AP Rank UT/Opp	Result
Sept. 6	New Mexico N	Knoxville		10/--	35-21 W
Sept. 13	Mississippi State	Knoxville	TBS	8/--	23-27 L
Sept. 27	Auburn	Auburn	ABC	--/8	8-34 L
Oct. 4	Texas-El Paso	Knoxville			26-16 W
Oct. 11	Army	Knoxville			21-25 L
Oct. 18	Alabama	Knoxville	ABC	--/2	28-56 L
Oct. 25	Georgia Tech N	Atlanta	TBS		13-14 L
Nov. 8	Memphis St. (HC)	Knoxville			33-3 W
Nov. 15	Mississippi	Jackson	TBS	--/20	22-10 W
Nov. 22	Kentucky	Knoxville			28-9 W
Nov. 29	Vanderbilt	Nashville			35-20 W
	Liberty Bowl				
Dec. 29	Minnesota N	Memphis	RAY		21-14 W
	SEC 3-3 (6th)				293-249

1987 — Won 10 Lost 2 Tied 1

Date	Opponent	Site	TV	AP Rank UT/Opp	Result
Aug. 30	Iowa	E. Rutherford	ABC	17/16	23-22 W
Sept. 5	Colorado State N	Knoxville		17/--	49-3 W
Sept. 12	Mississippi State	Starkville	TBS	14/--	38-10 W
Sept. 26	Auburn	Knoxville	TBS	11/3	20-20 T
Oct. 3	California	Knoxville	TBS	10/--	38-12 W
Oct. 17	Alabama N	Birmingham	ESPN	8/--	22-41 L
Oct. 24	Georgia Tech	Knoxville		13/--	29-15 W
Oct. 31	Boston College	Chestnut Hill	GAI	13/--	18-20 L
Nov. 7	Louisville	Knoxville		19/--	41-10 W
Nov. 14	Mississippi (HC)	Knoxville		18/--	55-13 W
Nov. 21	Kentucky	Lexington		15/--	24-22 W
Nov. 28	Vanderbilt	Knoxville		16/--	38-36 W
	Peach Bowl				
Jan. 2	Indiana	Atlanta	MIZ	17/--	27-22 W
	SEC 4-1-1 (3rd) - 14th AP				422-246

*Kickoff Classic V

1988 — Won 5 Lost 6

Date	Opponent	Site	TV	AP Rank UT/Opp	Result
Sept. 3	Georgia N	Athens	ESPN	18/12	17-28 L
Sept. 10	Duke N	Knoxville			26-31 L
Sept. 17	LSU	Knoxville	TBS	--/9	9-34 L
Sept. 24	Auburn	Auburn	CBS	--/4	6-38 L
Oct. 1	Washington State	Knoxville			24-52 L
Oct. 15	Alabama	Knoxville		--/20	20-28 L
Oct. 22	Memphis St.	Memphis			38-25 W
Nov. 5	Boston Col. (HC)	Knoxville			10-7 W
Nov. 12	Mississippi	Oxford			20-12 W
Nov. 19	Kentucky	Knoxville			28-24 W
Nov. 26	Vanderbilt	Nashville			14-7 W
	SEC 3-4 (Tie 6th)				212-286

1989 — Won 11 Lost 1 SEC CHAMPIONS

Date	Opponent	Site	TV	AP Rank UT/Opp	Result
Sept. 2	Colorado State N	Knoxville			17-14 W
Sept. 9	UCLA N	Pasadena	PPV	--/6	24-6 W
Sept. 16	Duke N	Knoxville		17/--	28-6 W
Sept. 30	Auburn	Knoxville	CBS	12/4	21-14 W
Oct. 7	Georgia N (HC)	Knoxville	ESPN	6/--	17-14 W
Oct. 21	Alabama	Birmingham	CBS	6/10	30-47 L
Oct. 28	LSU	Baton Rouge	TBS	11/--	45-39 W
Nov. 11	Akron	Knoxville		11/--	52-9 W
Nov. 18	Mississippi	Knoxville	PPV	9/--	33-21 W
Nov. 25	Kentucky	Lexington	ESPN	8/--	31-10 W
Dec. 2	Vanderbilt	Knoxville	TBS	8/--	17-10 W
	Cotton Bowl				
Jan. 1	Arkansas	Dallas	CBS	8/10	31-27 W
	SEC 6-1 (Tie 1st) - 5th AP				346-217

1990 — Won 9 Lost 2 Tied 2
SEC CHAMPIONS

Date	Opponent	Site	TV	UT/Opp	AP Rank	Result
Aug. 26	*Colorado	Anaheim	NBC	8/5		31-31 T
Sept. 1	Pacific N	Knoxville	PPV	8/--		55-7 W
Sept. 8	Mississippi State	Starkville	TBS	8/--		40-7 W
Sept. 15	Texas-El Paso	Knoxville	7/--			56-0 W
Sept. 29	Auburn N	Auburn	ESPN	5/3		26-26 T
Oct. 13	Florida N (HC)	Knoxville	ESPN	5/9		45-3 W
Oct. 20	Alabama	Knoxville	ESPN	3/--		6-9 L
Nov. 3	Temple	Knoxville	PPV	11/--		41-20 W
Nov. 10	Notre Dame	Knoxville	CBS	9/1		29-34 L
Nov. 17	Mississippi	Memphis	CBS	14/15		22-13 W
Nov. 24	Kentucky	Knoxville	TBS	14/--		42-28 W
Dec. 1	Vanderbilt	Nashville	PPV	12/--		49-20 W
Sugar Bowl						
Jan. 1	Virginia N	New Orleans	ABC	10/--		23-22 W
SEC 5-1-1 (1st) - 8th AP						
						465-220

*Pigskin Classic I

1991 — Won 9 Lost 3

Date	Opponent	Site	TV	UT/Opp	AP Rank	Result
Sept. 5	Louisville N	Louisville	ESPN	11/--		28-11 W
Sept. 14	UCLA	Knoxville	TBS	11/21		30-16 W
Sept. 21	Mississippi State	Knoxville	TBS	6/23		26-24 W
Sept. 28	Auburn N	Knoxville	ESPN	5/13		30-21 W
Oct. 12	Florida N	Gainesville	ESPN	4/10		18-35 L
Oct. 19	Alabama	Birmingham	ABC	8/14		19-24 L
Nov. 2	Memphis St. (HC)	Knoxville	PPV	14/--		52-24 W
Nov. 9	Notre Dame	South Bend	NBC	13/5		35-34 W
Nov. 16	Mississippi	Knoxville	PPV	10/--		36-25 W
Nov. 23	Kentucky	Lexington	TBS	10/--		16-7 W
Nov. 30	Vanderbilt	Knoxville	SPS	9/--		45-0 W
Fiesta Bowl						
Jan. 1	Penn State	Tempe	NBC	10/6		17-42 L
SEC 5-2 (3rd) - 14th AP						
						352-263

1992 — Won 9 Lost 3

Date	Opponent	Site	TV	UT/Opp	AP Rank	Result
Sept. 5	Western La. N	Knoxville	22/--			38-3 W
Sept. 12	Georgia	Athens	ABC	20/14		34-31 W
Sept. 19	Florida	Knoxville	ABC	14/4		31-14 W
Sept. 26	Cincinnati (HC)	Knoxville	PPV	8/--		40-0 W
Oct. 3	LSU N	Baton Rouge	ESPN	7/--		20-0 W
Oct. 10	Arkansas	Knoxville	JP	4/--		24-25 L
Oct. 17	Alabama	Knoxville	ABC	13/4		10-17 L
Oct. 31	South Carolina	Columbia	JP	16/--		23-24 L
Nov. 14	Memphis St.	Memphis	PPV	23/--		26-21 W
Nov. 21	Kentucky	Knoxville	20/--			34-13 W
Nov. 28	Vanderbilt	Nashville	PPV	18/--		29-25 W
Hall of Fame Bowl						
Jan. 1	Boston College	Tampa	ESPN	17/16		38-23 W
SEC 5-3 (3rd East) - 12th AP						
						347-196

EDITOR'S NOTE: The first three games of 1992 were credited to the coaching record of Phillip Fulmer, the other eight regular-season games to the record of Johnny Majors. Fulmer was officially named head coach Nov. 29, and the 1993 Hall of Fame Bowl game was added to his record.



PHILLIP FULMER
(1992-2008)

After serving as an assistant coach at UT for 14 seasons, the former Vol offensive line standout was named the 20th head coach at the close of the 1992 season. Coaching record: 152-52.

1993 — Won 10 Lost 2

Date	Opponent	Site	TV	UT/Opp	AP Rank	Result
Sept. 4	Louisiana Tech N	Knoxville	PPV	10/--		50-0 W
Sept. 11	Georgia N	Knoxville	ESPN	8/22		38-6 W
Sept. 18	Florida	Gainesville	ABC	5/9		34-41 L
Sept. 25	LSU	Knoxville	JP	11/--		42-20 W
Oct. 2	Duke (HC)	Knoxville	PPV	11/--		52-19 W
Oct. 9	Arkansas	Little Rock	JP	11/--		28-14 W
Oct. 16	Alabama*	Birmingham	ABC	10/2		17-17 T
Oct. 30	South Carolina	Knoxville	JP	8/--		55-3 W
Nov. 6	Louisville	Knoxville	ABC	7/13		45-10 W
Nov. 20	Kentucky	Lexington	ESPN	7/--		48-0 W
Nov. 27	Vanderbilt	Knoxville	JP	6/--		62-14 W
Florida Citrus Bowl						
Jan. 1	Penn State	Orlando	ABC	6/13		13-31 L
SEC 7-1 (Tie 1st East) - 12th AP						
						484-175

*Game later forfeited to Tennessee as a result of NCAA sanctions.

1994 — Won 8 Lost 4

Date	Opponent	Site	TV	UT/Opp	AP Rank	Result
Sept. 3	UCLA	Pasadena	ABC	13/14		23-25 L
Sept. 10	Georgia N	Athens	ESPN	19/23		41-23 W
Sept. 17	Florida N	Knoxville	ESPN	15/1		0-31 L
Sept. 24	Mississippi State	Starkville	JP	23/--		21-24 L
Oct. 1	Washington St. (HC)	Knoxville	--/17			10-9 W
Oct. 8	Arkansas	Knoxville	PPV			38-21 W
Oct. 15	Alabama N	Knoxville	ESPN	--/10		13-17 L
Oct. 29	South Carolina	Columbia				31-22 W
Nov. 12	Memphis	Knoxville				24-13 W
Nov. 19	Kentucky	Knoxville	JP			52-0 W
Nov. 26	Vanderbilt	Nashville	JP			65-0 W
Gator Bowl						
Dec. 30	Virginia Tech N	Gainesville	TBS	--/17		45-23 W
SEC 5-3 (2nd East) - 22nd AP						
						363-208

Footnote 5-The present day University of Memphis was known as Memphis State from 1912-1993.

1995 — Won 11 Lost 1

Date	Opponent	Site	TV	UT/Opp	AP Rank	Result
Sept. 2	East Carolina N	Knoxville	PPV	8/--		27-7 W
Sept. 9	Georgia N	Knoxville	ESPN	8/--		30-27 W
Sept. 16	Florida	Gainesville	ABC	8/4		37-62 L
Sept. 23	Mississippi State	Knoxville	ABC	15/--		52-14 W
Sept. 30	Oklahoma St. (HC)	Knoxville	PPV	12/--		31-0 W
Oct. 7	Arkansas	Fayetteville	PPV	10/18		49-31 W
Oct. 14	Alabama N	Birmingham	ESPN	6/12		41-14 W
Oct. 28	South Carolina	Knoxville	JP	5/--		56-21 W
Nov. 4	Southern Miss	Knoxville	PPV	5/--		42-0 W
Nov. 18	Kentucky	Lexington	JP	4/--		34-31 W
Nov. 25	Vanderbilt	Knoxville	JP	5/--		12-7 W
Florida Citrus Bowl						
Jan. 1	Ohio State	Orlando	ABC	41/41		20-14 W
SEC 7-1 (2nd East) - 3rd AP						
						431-228

EDITOR'S NOTE: The NCAA officially abolished the tie as a viable conclusion to a game beginning with the 1996 football season with an overtime period format.

1996 — Won 10 Lost 2

Date	Opponent	Site	TV	UT/Opp	AP Rank	Result
Aug. 31	UNLV N	Knoxville	PPV	2/--		62-3 W
Sept. 7	UCLA N	Knoxville	CBS	2/--		35-20 W
Sept. 21	Florida	Knoxville	CBS	2/4		29-35 L
Oct. 3	Mississippi N	Memphis	ESPN	9/--		41-3 W
Oct. 12	Georgia N	Athens	ESPN	7/--		29-17 W
Oct. 26	Alabama	Knoxville	CBS	6/7		20-13 W
Nov. 2	South Carolina	Columbia	JP	6/--		31-14 W
Nov. 9	Memphis	Memphis	CBS	6/--		17-21 L
Nov. 16	Arkansas (HC)	Knoxville	JP	12/--		55-14 W
Nov. 23	Kentucky	Knoxville	CBS	9/--		56-10 W
Nov. 30	Vanderbilt N	Nashville	ESPN	9/--		14-7 W
Florida Citrus Bowl						
Jan. 1	Northwestern	Orlando	ABC	9/11		48-28 W
SEC 7-1 (2nd East)-9th AP						
						437-185

1997 — Won 11 Lost 2
SEC CHAMPIONS

Date	Opponent	Site	TV	UT/Opp	AP Rank	Result
Aug. 30	Texas Tech N	Knoxville	ESPN	5/--		52-17 W
Sept. 6	UCLA	Pasadena	ABC	3/--		30-24 W
Sept. 20	Florida	Gainesville	CBS	4/2		20-33 L
Oct. 4	Mississippi	Knoxville	CBS	9/--		31-17 W
Oct. 11	Georgia	Knoxville	CBS	9/13		38-13 W
Oct. 18	Alabama N	Birmingham	ESPN	9/--		38-21 W
Nov. 1	South Carolina	Knoxville	JP	8/--		22-7 W
Nov. 8	Southern Miss. (HC)	Knoxville	PPV	8/24		44-20 W
Nov. 15	Arkansas N	Little Rock	ESPN2	5/--		30-22 W
Nov. 22	Kentucky	Lexington	ESPN2	5/--		59-31 W
Nov. 29	Vanderbilt	Knoxville	CBS	3/--		17-10 W
SEC Championship Game						
Dec. 6	Auburn N	Atlanta	ABC	3/11		30-29 W
Orange Bowl						
Jan. 2	Nebraska N	Miami	CBS	3/2		17-42 L
SEC 7-1 (1st/1st East) - 7th AP						
						428-286

1998 — Won 13 Lost 0
NATIONAL CHAMPIONS — NCAA Consensus
SEC CHAMPIONS

Date	Opponent	Site	TV	UT/Opp	AP Rank	Result
Sept. 5	Syracuse	Syracuse	ESPN	10/17		34-33 W
Sept. 19	*Florida N	Knoxville	CBS	6/2 (OT)		20-17 W
Sept. 26	Houston N	Knoxville	PPV	4/--		42-7 W
Oct. 3	Auburn	Auburn	CBS	3/--		17-9 W
Oct. 10	Georgia	Athens	CBS	4/7		22-3 W
Oct. 24	Alabama	Knoxville	CBS	3/--		35-18 W
Oct. 31	South Carolina	Columbia	JP	3/--		49-14 W
Nov. 7	UAB (HC)	Knoxville	PPV	2/--		37-13 W
Nov. 14	Arkansas	Knoxville	CBS	1/10		28-24 W
Nov. 21	Kentucky	Knoxville	CBS	1/--		59-21 W
Nov. 28	Vanderbilt	Nashville	ESPN2	1/--		41-0 W

SEC Championship Game						
Date	Opponent	Site	TV	UT/Opp	AP Rank	Result
Dec. 5	Mississippi St. N	Atlanta	ABC	1/23		24-14 W
Fiesta Bowl						
Jan. 4	Florida State N	Tempe	ABC	1/2		23-16 W
SEC 8-0 (1st/1st East) - 1st AP						
						431-189

*First overtime game in Neyland Stadium and for Tennessee

1999 — Won 9 Lost 3

Date	Opponent	Site	TV	UT/Opp	AP Rank	Result
Sept. 4	Wyoming N	Knoxville	ESPN2	2/--		42-17 W
Sept. 18	Florida N	Gainesville	CBS	2/41		21-23 L
Sept. 25	Memphis (HC)	Knoxville	PPV	7/--		17-16 W
Oct. 2	Auburn N	Knoxville	ESPN	7/--		24-0 W
Oct. 9	Georgia N	Knoxville	ESPN	6/10		37-20 W
Oct. 23	Alabama	Tuscaloosa	CBS	5/10		21-7 W
Oct. 30	South Carolina	Knoxville	PPV	4/--		30-7 W
Nov. 6	Notre Dame N	Knoxville	ESPN	4/24		38-14 W
Nov. 13	Arkansas	Fayetteville	JP	3/--		24-28 L
Nov. 20	Kentucky	Lexington	JP	7/--		56-21 W
Nov. 27	Vanderbilt	Knoxville	CBS	6/--		38-10 W
Fiesta Bowl						
Jan. 2	Nebraska N	Tempe	ABC	6/3		21-31 L
SEC 6-2 (2nd East) - 9th AP						
						369-194

2000 — Won 8 Lost 4

Date	Opponent	Site	TV	UT/Opp	AP Rank	Result
Sept. 2	Southern Miss N	Knoxville	ESPN	13/22		19-16 W
Sept. 16	Florida	Knoxville	CBS	11/6		23-27 L
Sept. 23	La.-Monroe (HC)	Knoxville	PPV	13/--		70-3 W
Sept. 30	LSU N	Baton Rouge	ESPN	11/-- (OT)		31-38 L
Oct. 7	Georgia N	Athens	ESPN	21/19		10-21 L
Oct. 21	Alabama	Knoxville	CBS			20-10 W
Oct. 28	South Carolina	Columbia	JP	--/17		17-14 W
Nov. 4	Memphis	Memphis	Fox			19-17 W
Nov. 11	Arkansas	Knoxville	JP			63-20 W
Nov. 18	Kentucky	Knoxville	JP			59-20 W
Nov. 25	Vanderbilt	Nashville	JP	25/--		28-26 W
Cotton Bowl						
Jan. 1	Kansas State	Dallas	Fox	21/11		21-35 L
SEC 5-3 (Tie 2nd East) - 25th AP						
						380-247

2001 — Won 11 Lost 2

Date	Opponent	Site	TV	UT/Opp	AP Rank	Result
Sept. 1	Syracuse	Knoxville	ESPN2	8/--		33-9 W
Sept. 8	Arkansas N	Fayetteville	ESPN2	8/--		13-3 W
Sept. 29	LSU N	Knoxville	ESPN	7/14		26-18 W
Oct. 6	Georgia	Knoxville	CBS	6/--		24-26 L
Oct. 20	Alabama	Tuscaloosa	CBS	11/--		35-24 W
Oct. 27	South Carolina N	Knoxville	ESPN2	9/12		17-10 W
Nov. 3	Notre Dame	South Bend	NBC	7/--		28-18 W
Nov. 10	Memphis (HC)	Knoxville	PPV	6/--		49-28 W
Nov. 17	Kentucky	Lexington	JP	6/--		38-35 W
Nov. 24	Vanderbilt	Knoxville	CBS	7/--		38-0 W
Dec. 1	Florida	Gainesville	CBS	5/2		34-32 W
SEC Championship Game						
Dec. 8	LSU N	Atlanta	CBS	2/21		20-31 L
Florida Citrus Bowl						
Jan. 1	Michigan	Orlando</				

T Year-by-Year Results

2002 — Won 8 Lost 5

Date	Opponent	Site	TV	UT/Opp	AP Rank	Result
Aug. 31	Wyoming	Nashville	ESPN2	4/-		47-7 W
Sept. 7	Middle Tenn. N	Knoxville	PPV	4/-		26-3 W
Sept. 21	Florida	Knoxville	CBS	4/10		13-30 L
Sept. 28	Rutgers N	Knoxville	PPV	11/-		35-14 W
Oct. 5	Arkansas N	Knoxville	ESPN	10/- (6OT)		41-38 W
Oct. 12	Georgia	Athens	CBS	10/6		13-18 L
Oct. 26	Alabama N	Knoxville	ESPN	16/19		14-34 L
Nov. 2	South Carolina	Columbia	CBS	25/-		18-10 W
Nov. 9	Miami (Fla.) (HC)	Knoxville	CBS	-/1		3-26 L
Nov. 16	Mississippi State	Starkville	JP			35-17 W
Nov. 23	Vanderbilt	Nashville	JP			24-0 W
Nov. 30	Kentucky	Knoxville	JP			24-0 W
Peach Bowl						
Dec. 31	Maryland N	Atlanta	ESPN	-/20		3-30 L
	SEC 5-3 (3rd East)					296-227

2003 — Won 10 Lost 3

Date	Opponent	Site	TV	UT/Opp	AP Rank	Result
Aug. 30	Fresno State	Knoxville	ESPN2	12/-		24-6 W
Sept. 6	Marshall	Knoxville	ESPN2	12/-		34-24 W
Sept. 20	Florida	Gainesville	CBS	12/17		24-10 W
Sept. 27	South Carolina N	Knoxville	ESPN	8/- (OT)		23-20 W
Oct. 4	Auburn N	Auburn	ESPN	7/-		21-28 L
Oct. 11	Georgia N	Knoxville	ESPN2	13/8		14-41 L
Oct. 25	Alabama	Tuscaloosa	CBS	22/- (5OT)		51-43 W
Nov. 1	Duke (HC)	Knoxville	PPV	19/-		23-6 W
Nov. 8	Miami (Fla.)	Miami	ABC	18/6		10-6 W
Nov. 15	Mississippi State	Knoxville	JP	9/-		59-21 W
Nov. 22	Vanderbilt	Knoxville	PPV	9/		48-0 W
Nov. 29	Kentucky	Lexington	JP	7/		20-7 W
Peach Bowl						
Jan. 2	Clemson N	Atlanta	ESPN	6/-		14-27 L
	SEC 6-2 (Tie 1st East) - 15th AP					365-239

2004 — Won 10 Lost 3

Date	Opponent	Site	TV	UT/Opp	AP Rank	Result
Sept. 5	UNLV N	Knoxville	ESPN	14/-		42-17 W
Sept. 18	Florida N	Knoxville	CBS	13/11		30-28 W
Sept. 25	La. Tech N (HC)	Knoxville	PPV	11/		42-17 W
Oct. 2	Auburn N	Knoxville	ESPN	10/8		10-34 L
Oct. 9	Georgia	Athens	CBS	17/3		19-14 W
Oct. 16	Mississippi N	Oxford	ESPN2	13/		21-17 W
Oct. 23	Alabama	Knoxville	CBS	11/		17-13 W
Oct. 30	South Carolina	Columbia	JP	11/		43-29 W
Nov. 6	Notre Dame	Knoxville	CBS	9/		13-17 L
Nov. 20	Vanderbilt	Nashville	JP	15/		38-33 W
Nov. 27	Kentucky	Knoxville	JP	15/		37-31 W
SEC Championship Game						
Dec. 4	Auburn N	Atlanta	CBS	15/3		28-38 L
Cotton Bowl						
Jan. 1	Texas A&M	Dallas	Fox	15/22		38-7 W
	SEC 7-1 (2nd/1st East) - 13th AP					378-295

2005 — Won 5 Lost 6

Date	Opponent	Site	TV	UT/Opp	AP Rank	Result
Sept. 3	UAB	Knoxville	JP	3/-		17-10 W
Sept. 17	Florida N	Gainesville	CBS	5/6		7-16 L
Sept. 26	LSU N	Baton Rouge	ESPN2	10/4 (OT)		30-27 W
Oct. 1	Mississippi	Knoxville	JP	10/-		27-10 W
Oct. 8	Georgia	Knoxville	CBS	8/5		14-27 L
Oct. 22	Alabama	Tuscaloosa	CBS	17/5		3-6 L
Oct. 29	South Carolina N	Knoxville	ESPN2	23/-		15-16 L
Nov. 5	Notre Dame	South Bend	NBC	-/8		21-41 L
Nov. 12	Memphis (HC)	Knoxville	PPV			20-16 W
Nov. 19	Vanderbilt	Knoxville	JP			24-28 L
Nov. 26	Kentucky	Lexington	JP			27-8 W
	SEC 3-5 (Tie 4th East)					205-205

2006 — Won 9 Lost 4

Date	Opponent	Site	TV	UT/Opp	AP Rank	Result
Sept. 2	California	Knoxville	ESPN	23/9		35-18 W
Sept. 9	Air Force	Knoxville	PPV	11/-		31-30 W
Sept. 16	Florida N	Knoxville	CBS	13/7		20-21 L
Sept. 23	Marshall (HC)	Knoxville	PPV	15/-		33-7 W
Sept. 30	Memphis	Memphis	ESPN	15/-		41-7 W
Oct. 7	Georgia N	Athens	ESPN	13/10		51-33 W
Oct. 21	Alabama	Knoxville	CBS	7/-		16-13 W
Oct. 28	South Carolina N	Columbia	ESPN	8/-		31-24 W
Nov. 4	LSU	Knoxville	CBS	8/13		24-28 L
Nov. 11	Arkansas N	Fayetteville	ESPN2	13/11		14-31 L
Nov. 18	Vanderbilt	Nashville	LFN	22/-		39-10 W
Nov. 25	Kentucky	Knoxville	LFN	19/-		17-12 W
Outback Bowl						
Jan. 1	Penn State	Tampa	ESPN	17/-		10-20 L
	SEC 5-3 (2nd East) - 25th AP					362-254

2007 — Won 10 Lost 4

Date	Opponent	Site	TV	UT/Opp	AP Rank	Result
Sept. 1	California N	Berkeley	ABC	15/12		31-45 L
Sept. 8	Southern Miss N	Knoxville	PPV	23/-		39-19 W
Sept. 15	Florida	Gainesville	CBS	22/5		20-59 L
Sept. 22	Arkansas State N	Knoxville	PPV	-/1-		48-27 W
Oct. 6	Georgia	Knoxville	CBS	-/12		35-14 W
Oct. 13	Miss. St.	Starkville	PPV	25/-		33-21 W
Oct. 20	Alabama	Tuscaloosa	LFN	20/-		17-41 L
Oct. 27	South Carolina	Knoxville	ESPN	24/15 (OT)		27-24 W
Nov. 3	Louisiana-Lafayette	Knoxville	PPV	24/-		59-7 W
Nov. 10	Arkansas	Knoxville	LFN	22/-		34-13 W
Nov. 17	Vanderbilt N	Knoxville	PPV	19/-		25-24 W
Nov. 24	Kentucky	Lexington	CBS	19/- (4OT)		52-50 W
SEC Championship Game						
Dec. 1	LSU	Atlanta	CBS	14/5		14-21 L
Outback Bowl						
Jan. 1	Wisconsin	Tampa	ESPN	16/18		21-17 W
	SEC 6-2 (1st East) - 12th AP					455-382

2008 — Won 5 Lost 7

Date	Opponent	Site	TV	UT/Opp	AP Rank	Result
Sept. 1	UCLA	Pasadena	ESPN	18/- (OT)		24-27 L
Sept. 13	UAB	Knoxville	RAY	-/1-		35-30 L
Sept. 20	Florida	Knoxville	CBS	-/4		6-30 L
Sept. 27	Auburn	Auburn	CBS	-/15		12-14 L
Oct. 4	Northern Illinois	Knoxville	PPV	-/1-		13-9 W
Oct. 11	Georgia	Athens	CBS	-/10		14-26 L
Oct. 18	Mississippi State N	Knoxville	PPV	-/1-		34-3 W
Oct. 25	Alabama N	Knoxville	ESPN	-/2		9-29 L
Nov. 1	South Carolina N	Columbia	ESPN2	-/1-		6-27 L
Nov. 8	Wyoming (HC)	Knoxville	PPV	-/1-		7-13 L
Nov. 22	Vanderbilt	Nashville	RAY	-/1-		20-10 W
Nov. 29	Kentucky N	Knoxville	ESPN2	-/1-		28-10 W
	SEC 3-5 (5th East)					208-201

N—Night game
 (HC)—Homecoming
 OT—Overtime game
 TV—Televised game: Networks displayed are CBS, NBC, ABC, ESPN, ESPN2, JP (Jefferson Pilot), Fox, LFN (Lincoln Financial Network), MIZ (Mizlou Network), RAY (Raycom Network), TBS (Turner Sports), GAI (Great American Independent Football Network), SPS (Sports South), PPV (PayPerView, Host Communications).



Tennessee made a number of game-saving plays en route to an SEC Eastern Division championship in 2008, including Antonio Reynolds' tackle and forced fumble on Kentucky's attempt at a game-tying two-point try in the fourth overtime of the regular-season finale.

NCAA Bowl Leaders

APPEARANCES

1. Alabama	55
2. TENNESSEE	47
Texas	47
4. Southern California	46
5. Nebraska	44
6. Georgia	43
7. Oklahoma	41
8. Penn State	40
9. LSU	39
Michigan	39
Ohio State	39
12. Arkansas	36
Florida State	36
Georgia Tech	36
15. Florida	35

WINS

1. Alabama	31
2. Southern California	30
3. Penn State	26
4. TENNESSEE	25
5. Oklahoma	24
Georgia	24
Texas	24
8. Georgia Tech	22
Nebraska	22
10. Florida State	20
LSU	20
12. Auburn	19
Mississippi	19
Michigan	19
15. Ohio State	18
Miami (Fla.)	18

1939 Orange Bowl vs. Oklahoma (W).....	17-0
1940 Rose Bowl vs. Southern California (L).....	0-14
1941 Sugar Bowl vs. Boston College (L).....	13-19
1943 Sugar Bowl vs. Tulsa (W).....	14-7
1945 Rose Bowl vs. Southern California (L).....	0-25
1947 Orange Bowl vs. Rice (L).....	0-8
1951 Cotton Bowl vs. Texas (W).....	20-14
<i>Andy Kozar (RB) Outstanding Back</i> <i>Bud Sherrod (End) Outstanding Lineman</i>	
1952 Sugar Bowl vs. Maryland (L).....	13-28
1953 Cotton Bowl vs. Texas (L).....	0-16
1957 Sugar Bowl vs. Baylor (L).....	7-13
1957 Gator Bowl vs. Texas A&M (W).....	3-0
<i>Bobby Gordon (RB) Most Outstanding Player</i>	
1965 Bluebonnet Bowl vs. Tulsa (W).....	27-6
<i>Dewey Warren (QB) Offensive MVP</i> <i>Frank Emanuel (LB) Defensive MVP</i>	
1966 Gator Bowl vs. Syracuse (W).....	18-12
<i>Dewey Warren (QB) Most Outstanding Player</i>	

1968 Orange Bowl vs. Oklahoma (L).....	24-26
1969 Cotton Bowl vs. Texas (L).....	13-36
1969 Gator Bowl vs. Florida (L).....	13-14
<i>Curt Watson (RB) Most Outstanding Player</i>	
1971 Sugar Bowl vs. Air Force (W).....	34-13
<i>Bobby Scott (QB) Most Outstanding Player</i>	
1971 Liberty Bowl vs. Arkansas (W).....	14-13
1972 Bluebonnet Bowl vs. Louisiana State (W).....	24-17
<i>Condredge Holloway (QB) Offensive MVP</i> <i>Carl Johnson (DE) Defensive MVP</i>	
1973 Gator Bowl vs. Texas Tech (L).....	19-28
<i>Haskel Stanback (RB) Most Outstanding Player</i>	
1974 Liberty Bowl vs. Maryland (W).....	7-3
<i>Mike Gayles (RB) Outstanding Offensive Player</i>	
1979 Bluebonnet Bowl vs. Purdue (L).....	22-27
<i>Roland James (DB) Defensive MVP</i>	
1981 Garden State Bowl vs. Wisconsin (W).....	28-21
<i>Steve Alatorre (QB) Most Valuable Player</i>	
1982 Peach Bowl vs. Iowa (L).....	22-28
<i>Alan Cockrell (QB) Most Valuable Player</i>	
1983 Florida Citrus Bowl vs. Maryland (W).....	30-23
<i>Johnnie Jones (RB) Most Valuable Player</i> <i>Alvin Toles (LB) Outstanding Defensive Player</i>	
1984 Sun Bowl vs. Maryland (L).....	27-28
<i>Carl Zander (LB) MVP (Lineman)</i>	
1986 Sugar Bowl vs. Miami (Fla.) (W).....	35-7
<i>Daryl Dickey (QB) Most Outstanding Player</i>	
1986 Liberty Bowl vs. Minnesota (W).....	21-14
<i>Jeff Francis (QB) Most Valuable Player</i> <i>Joey Clinkscales (WR) Outstanding Offensive Player</i> <i>Dale Jones (LB) Outstanding Defensive Player</i>	
1988 Peach Bowl vs. Indiana (W).....	27-22
<i>Reggie Cobb (RB) Most Valuable Player</i>	
1990 Cotton Bowl vs. Arkansas (W).....	31-27
<i>Chuck Webb (RB) Outstanding Offensive Player</i> <i>Carl Pickens (DB) Outstanding Defensive Player</i>	
1991 Sugar Bowl vs. Virginia (W).....	23-22
<i>Andy Kelly (QB) Most Outstanding Player</i>	
1992 Fiesta Bowl vs. Penn State (L).....	17-42
1993 Hall of Fame Bowl vs. Boston College (W).....	38-23
<i>Heath Shuler (QB) Most Valuable Player</i>	
1994 Florida Citrus Bowl vs. Penn State (L).....	13-31
<i>Raymond Austin (DB) Outstanding Defensive Player</i>	

1994 Gator Bowl vs. Virginia Tech (W).....	45-23
<i>James Stewart (RB) Most Outstanding Player</i>	
1996 Florida Citrus Bowl vs. Ohio State (W).....	20-14
<i>Jay Graham (RB) Most Valuable Player</i> <i>Leonard Little (DE) Outstanding Defensive Player</i>	
1997 Florida Citrus Bowl vs. Northwestern (W).....	48-28
<i>Peyton Manning (QB) Most Valuable Player</i> <i>Tyrone Hines (LB) Outstanding Defensive Player</i>	
1998 Orange Bowl vs. Nebraska (L).....	17-42
<i>Jamal Lewis (RB) UT Most Valuable Player</i>	
1999 Fiesta Bowl vs. Florida State (W).....	23-16
<i>Peerless Price (WR) Offensive MVP</i> <i>Dwayne Goodrich (DB) Defensive MVP</i>	
2000 Fiesta Bowl vs. Nebraska (L).....	21-31
<i>Tee Martin (QB) UT Most Valuable Player</i>	
2001 Cotton Bowl vs. Kansas State (L).....	21-35
2002 Florida Citrus Bowl vs. Michigan (W).....	45-17
<i>Casey Clausen (QB) Most Valuable Player</i> <i>John Henderson (DT) Outstanding Defensive Player</i>	
2002 Peach Bowl vs. Maryland (L).....	3-30
2004 Peach Bowl vs. Clemson (L).....	14-27
2005 Cotton Bowl vs. Texas A&M (W).....	38-7
<i>Rick Clausen (QB) Offensive MVP</i> <i>Justin Harrell (DT) Defensive MVP</i>	
2007 Outback Bowl vs. Penn State (L).....	10-20
2008 Outback Bowl vs. Wisconsin (W).....	21-17
<i>Erik Ainge (QB) Most Valuable Player</i>	

Bowl Quick Facts

47 Bowl Games: Ranks 2nd all-time
All-Time Bowl Record: 25-22 (4th-wins)
Consecutive Bowl Seasons: 16 (1989-2004)

Bowl (Years)	W-L
Bluebonnet (1965-72-79).....	2-1
Cotton (1951-53-69-90-2001-05).....	3-3
Fiesta (1992-99-2000).....	1-2
Florida Citrus (1983-94-96-97-2002).....	4-1
Garden State (1981).....	1-0
Gator (1957-66-69-73-94).....	3-2
Liberty (1971-74-86).....	3-0
Orange (1939-47-68-98).....	1-3
Outback/Hall of Fame (1993, 2007, 2008).....	2-1
Peach (1982-88-2002-04).....	1-3
Rose (1940-45).....	0-2
Sugar (1941-43-52-57-71-86-91).....	4-3
Sun (1984).....	0-1
Totals.....	25-22

Individual Records

Rushing

Attempts

32	Bobby Gordon vs. Texas A&M, 1957 Gator Bowl
29	Johnnie Jones vs. Maryland, 1983 Florida Citrus Bowl
26	Chuck Webb vs. Arkansas, 1990 Cotton Bowl
26	Jay Graham vs. Ohio State, 1996 Florida Citrus Bowl

Yards

250	Chuck Webb vs. Arkansas, 1990 Cotton Bowl
180	Travis Henry vs. Kansas State, 2001 Cotton Bowl
154	Johnnie Jones vs. Maryland, 1983 Florida Citrus Bowl
154	Jay Graham vs. Ohio State, 1996 Florida Citrus Bowl
151	Tony Thompson vs. Virginia, 1991 Sugar Bowl

Yards Per Attempt (Min. 10 attempts)

10.6	Travis Henry vs. Kansas State, 2001 Cotton Bowl
9.6	Chuck Webb vs. Arkansas, 1990 Cotton Bowl
9.4	Chuck Coleman vs. Iowa, 1982 Peach Bowl
9.3	Jeff Powell vs. Miami (Fla.), 1986 Sugar Bowl
8.2	Hank Lauricella vs. Texas, 1951 Cotton Bowl

Touchdowns

3	James Stewart vs. Virginia Tech, 1994 Gator Bowl
2	Many times

Longest Gain

81	Travis Henry vs. Kansas State, 2001 Cotton Bowl
78	Chuck Webb vs. Arkansas, 1990 Cotton Bowl
76	Kendrick Jones vs. Virginia Tech, 1994 Gator Bowl
75	Hank Lauricella vs. Texas, 1951 Cotton Bowl
69	Jay Graham vs. Ohio State, 1996 Florida Citrus Bowl

Passing

Attempts

55	Casey Clausen vs. Clemson, 2004 Peach Bowl
43	Erik Ainge vs. Wisconsin, 2008 Outback Bowl
42	Steve Alatorre vs. Wisconsin, 1981 Garden State Bowl
42	Heath Shuler vs. Penn State, 1994 Florida Citrus Bowl
41	Alan Cockrell vs. Iowa, 1982 Peach Bowl

Completions

31	Casey Clausen vs. Clemson, 2004 Peach Bowl
27	Peyton Manning vs. Northwestern, 1997 Florida Citrus Bowl
26	Casey Clausen vs. Michigan, 2002 Florida Citrus Bowl
25	Erik Ainge vs. Penn State, 2007 Outback Bowl
25	Erik Ainge vs. Wisconsin, 2008 Outback Bowl

Consecutive Completions

13	Jeff Francis vs. Indiana, 1988 Peach Bowl
10	Heath Shuler vs. Boston College, 1993 Hall of Fame Bowl
10	Casey Clausen vs. Michigan, 2002 Florida Citrus Bowl
8	Jeff Francis vs. Minnesota, 1986 Liberty Bowl
8	Andy Kelly vs. Virginia, 1991 Sugar Bowl
8	Erik Ainge vs. Penn State, 2007 Outback Bowl

Interceptions

3	Hank Lauricella vs. Maryland, 1952 Sugar Bowl
3	Bobby Scott vs. Texas, 1969 Cotton Bowl
3	Jim Maxwell vs. Arkansas, 1971 Liberty Bowl
3	Jimmy Streater vs. Purdue, 1979 Bluebonnet Bowl
3	Casey Clausen vs. Kansas State, 2001 Cotton Bowl

Completion Percentage (Min. 10 attempts)

78.3	Heath Shuler vs. Boston College, 1993 Hall of Fame Bowl
76.9	Jeff Francis vs. Indiana, 1988 Peach Bowl
76.5	Casey Clausen vs. Michigan, 2002 Florida Citrus Bowl
70.9	Jeff Francis vs. Minnesota, 1986 Liberty Bowl
69.6	Alan Cockrell vs. Maryland, 1983 Florida Citrus Bowl

Yards

408	Peyton Manning vs. Northwestern, 1997 Florida Citrus Bowl
393	Casey Clausen vs. Michigan, 2002 Florida Citrus Bowl
384	Casey Clausen vs. Clemson, 2004 Peach Bowl
365	Erik Ainge vs. Wisconsin, 2008 Outback Bowl
315	Steve Alatorre vs. Wisconsin, 1981 Garden State Bowl

Yards Per Attempt (Min. 10 attempts)

15.4	Tee Martin vs. Florida State, 1999 Fiesta Bowl
11.6	Casey Clausen vs. Michigan, 2002 Florida Citrus Bowl
10.7	Heath Shuler vs. Boston College, 1993 Hall of Fame Bowl
10.5	Peyton Manning vs. Northwestern, 1997 Florida Citrus Bowl
9.9	Peyton Manning vs. Virginia Tech, 1994 Gator Bowl

Touchdown Passes

4	Peyton Manning vs. Northwestern, 1997 Florida Citrus Bowl
3	Jeff Francis vs. Minnesota, 1986 Liberty Bowl
3	Casey Clausen vs. Michigan, 2002 Florida Citrus Bowl
3	Rick Clausen vs. Texas A&M, 2005 Cotton Bowl

Longest Gain

84	Andy Kelly to Anthony Morgan vs. Arkansas, 1990 Cotton Bowl
79	Tee Martin to Peerless Price vs. Florida State, 1999 Fiesta Bowl
76	Tee Martin to Peerless Price vs. Florida State, 1999 Fiesta Bowl
69	Heath Shuler to Mose Phillips vs. Boston College, 1993 Hall of Fame Bowl
67	Peyton Manning to Joey Kent vs. Northwestern, 1997 Citrus Bowl

Total Offense

Plays (Rushing and Passing)

67	Casey Clausen vs. Clemson, 2004 Peach Bowl
53	Steve Alatorre vs. Wisconsin, 1981 Garden State Bowl
53	Alan Cockrell vs. Iowa, 1982 Peach Bowl
49	Jimmy Streater vs. Purdue, 1979 Bluebonnet Bowl
47	Heath Shuler vs. Penn State, 1994 Florida Citrus Bowl

Yards (Rushing and Passing)

416	Peyton Manning vs. Northwestern, 1997 Florida Citrus Bowl
386	Casey Clausen vs. Clemson, 2004 Peach Bowl
379	Casey Clausen vs. Michigan, 2002 Florida Citrus Bowl
367	Erik Ainge vs. Wisconsin, 2008 Outback Bowl
297	Tee Martin vs. Florida State, 1999 Fiesta Bowl

Yards Per Play (Rushing and Passing) (Min. 20 attempts)

10.6	Tee Martin vs. Florida State, 1999 Fiesta Bowl
9.6	Chuck Webb vs. Arkansas, 1990 Cotton Bowl
9.5	Heath Shuler vs. Boston College, 1993 Hall of Fame Bowl
9.0	Peyton Manning vs. Northwestern, 1997 Florida Citrus Bowl
8.8	Casey Clausen vs. Michigan, 2002 Florida Citrus Bowl

Receiving

Receptions

11	Anthony Hancock vs. Wisconsin, 1981 Garden State Bowl
9	Joe Thompson vs. Air Force, 1971 Sugar Bowl
8	Johnny Mills vs. Syracuse, 1966 Gator Bowl
8	Carl Pickens vs. Penn State, 1992 Fiesta Bowl
8	Donte' Stallworth vs. Nebraska, 2000 Fiesta Bowl
8	Donte' Stallworth vs. Michigan, 2002 Florida Citrus Bowl

Yards

199	Peerless Price vs. Florida State, 1999 Fiesta Bowl
196	Anthony Hancock vs. Wisconsin, 1981 Garden State Bowl
125	Joe Thompson vs. Air Force, 1971 Sugar Bowl
125	Jason Witten vs. Michigan, 2002 Florida Citrus Bowl
122	Joey Kent vs. Northwestern, 1997 Florida Citrus Bowl

Yards Per Reception (Min. 3 receptions)

49.8	Peerless Price vs. Florida State, 1999 Fiesta Bowl
38.7	Anthony Hancock vs. Purdue, 1979 Bluebonnet Bowl
31.3	C.J. Faylor vs. Texas A&M, 2005 Cotton Bowl
29.3	Mose Phillips vs. Boston College, 1993 Hall of Fame Bowl
25.7	Gary Kreis vs. Texas, 1969 Cotton Bowl

Touchdowns

2	Joey Clinkscales vs. Minnesota, 1986 Liberty Bowl
2	Cory Fleming vs. Boston College, 1993 Hall of Fame Bowl
2	Joey Kent vs. Northwestern, 1997 Florida Citrus Bowl
2	Donte' Stallworth vs. Nebraska, 2000 Fiesta Bowl
2	Kelley Washington vs. Michigan, 2002 Florida Citrus Bowl

Longest Gain

84	Anthony Morgan from Andy Kelly vs. Arkansas, 1990 Cotton Bowl
79	Peerless Price from Tee Martin vs. Florida State, 1999 Fiesta Bowl
76	Peerless Price from Tee Martin vs. Florida State, 1999 Fiesta Bowl
69	Mose Phillips from Heath Shuler vs. Boston College, 1993 Hall of Fame Bowl
67	Joey Kent from Peyton Manning vs. Northwestern, 1997 Florida Citrus Bowl

Punting

Punts

9	Buster Stephens vs. Southern California, 1945 Rose Bowl
8	Walter Slater vs. Rice, 1947 Orange Bowl
8	Herman Weaver vs. Texas, 1969 Cotton Bowl
8	Larry Binion vs. Ohio State, 1996 Florida Citrus Bowl
8	David Leaverton vs. Kansas State, 2001 Cotton Bowl

Average (Min. 3 punts)

52.3	Chris Hogue vs. Nebraska, 1998 Orange Bowl
47.7	Dustin Colquitt vs. Maryland, 2002 Peach Bowl
47.5	Jimmy Colquitt vs. Iowa, 1982 Peach Bowl
47.4	Jimmy Colquitt vs. Wisconsin, 1981 Garden State Bowl
45.6	Walter Slater vs. Rice, 1947 Orange Bowl



Casey Clausen holds Tennessee bowl records for attempts (55) and completions (31) from the 2004 Peach Bowl vs. Clemson.

- Longest Punt
 78 Chris Hogue vs. Nebraska, 1998 Orange Bowl
 69 Walter Slater vs. Rice, 1947 Orange Bowl
 67 Herman Weaver vs. Texas, 1969 Cotton Bowl
 65 Hal Littleford vs. Rice, 1947 Orange Bowl
 65 Jimmy Colquitt vs. Maryland, 1984 Sun Bowl

Punt Returns

- Returns
 6 Dale Carter vs. Penn State, 1992 Fiesta Bowl
 4 Six times

- Yards
 89 Shawn Summers vs. Virginia Tech, 1994 Gator Bowl
 86 Bobby Majors vs. Air Force, 1971 Sugar Bowl
 72 Eddie Brown vs. Texas Tech, 1973 Gator Bowl
 54 Stanley Morgan vs. Maryland, 1974 Liberty Bowl

- Average (Min. 3 returns)
 29.7 Shawn Summers vs. Virginia Tech, 1994 Gator Bowl
 21.5 Bobby Majors vs. Air Force, 1971 Sugar Bowl
 18.0 Stanley Morgan vs. Maryland, 1974 Liberty Bowl
 12.3 Babe Wood vs. Oklahoma, 1939 Orange Bowl
 10.0 Johnny Butler vs. Boston College, 1941 Sugar Bowl

- Longest Return
 62 Eddie Brown vs. Texas Tech, 1973 Gator Bowl
 57 Bobby Majors vs. Air Force, 1971 Sugar Bowl
 49 Shawn Summers vs. Virginia Tech, 1994 Gator Bowl
 46 Bobby Gordon vs. Texas A&M, 1957 Gator Bowl
 45 Jerry Smith vs. Tulsa, 1965 Bluebonnet Bowl

Note: Deke Brackett returned a punt 75 yards for in the 1931 New York Charity Game, which isn't recognized by the NCAA as an official bowl game.

Kickoff Returns

- Returns
 7 Dale Carter vs. Penn State, 1992 Fiesta Bowl
 5 Terence Cleveland vs. Indiana, 1988 Peach Bowl
 5 Leonard Scott vs. Kansas State, 2001 Cotton Bowl
 4 Many times

- Yards
 132 Dale Carter vs. Penn State, 1992 Fiesta Bowl
 125 Leonard Scott vs. Kansas State, 2001 Cotton Bowl
 121 Willie Gault vs. Wisconsin, 1981 Garden State Bowl
 115 Pete Panuska vs. Maryland, 1984 Sun Bowl
 114 Terence Cleveland vs. Indiana, 1988 Peach Bowl

- Average (Min. 2 returns)
 57.5 Pete Panuska vs. Maryland, 1984 Sun Bowl
 40.3 Willie Gault vs. Wisconsin, 1981 Garden State Bowl
 39.0 Charley Fulton vs. Oklahoma, 1968 Orange Bowl
 37.5 Stanley Morgan vs. Texas Tech, 1973 Gator Bowl
 32.0 Eddie Brown vs. LSU, 1972 Bluebonnet Bowl

- Longest Return
 100# Pete Panuska vs. Maryland, 1984 Sun Bowl
 87 Willie Gault vs. Wisconsin, 1981 Garden State Bowl
 61 Charley Fulton vs. Oklahoma, 1968 Orange Bowl
 49 Stanley Morgan vs. Texas Tech, 1973 Gator Bowl
 44 Leonard Scott vs. Kansas State, 2001 Cotton Bowl

Interceptions

- Interceptions
 2 Glenn Gray vs. Tulsa, 1965 Bluebonnet Bowl
 2 Bill Young vs. Syracuse, 1966 Gator Bowl
 2 Conrad Graham vs. Air Force, 1971 Sugar Bowl
 2 Lee Jenkins vs. Wisconsin, 1981 Garden State Bowl
 2 Dale Carter vs. Virginia, 1991 Sugar Bowl

- Yards
 78 Jabari Greer vs. Kansas State, 2001 Cotton Bowl
 68 Chris White vs. Miami (Fla.), 1986 Sugar Bowl
 54 Dwayne Goodrich vs. Florida State, 1999 Fiesta Bowl

- 47 Eddie Brown vs. Arkansas, 1971 Liberty Bowl
 44 Dale Carter vs. Virginia, 1991 Sugar Bowl

- Longest Return
 78 Jabari Greer vs. Kansas State, 2001 Cotton Bowl
 68 Chris White vs. Miami (Fla.), 1986 Sugar Bowl
 54 Dwayne Goodrich vs. Florida State, 1999 Fiesta Bowl
 47 Eddie Brown vs. Arkansas, 1971 Liberty Bowl
 44 Dale Carter vs. Virginia, 1991 Sugar Bowl

All-Purpose

- Plays (Rushing, Receiving, All Returns)
 35 Bobby Gordon vs. Texas A&M, 1957 Gator Bowl
 29 Johnnie Jones vs. Maryland, 1983 Florida Citrus Bowl
 28 Jay Graham vs. Ohio State, 1996 Florida Citrus Bowl
 26 Johnny Majors vs. Baylor, 1957 Sugar Bowl
 26 Chuck Webb vs. Arkansas, 1990 Cotton Bowl

- Yards (Rushing, Receiving, All Returns)
 250 Chuck Webb vs. Arkansas, 1990 Cotton Bowl
 242 Peerless Price vs. Florida State, 1999 Fiesta Bowl
 205 Anthony Hancock vs. Wisconsin, 1981 Garden State Bowl
 191 Travis Henry vs. Kansas State, 2001 Cotton Bowl
 190 Donte' Stallworth vs. Michigan, 2002 Florida Citrus Bowl

- Yards Per Play (Rushing, Receiving, All Returns) (Min. 10 plays)
 14.6 Donte' Stallworth vs. Michigan, 2002 Florida Citrus Bowl
 13.9 Dale Carter vs. Penn State, 1992 Fiesta Bowl
 13.7 Anthony Hancock vs. Wisconsin, 1981 Garden State Bowl
 10.6 Travis Henry vs. Kansas State, 2001 Cotton Bowl
 9.7 Jeff Powell vs. Miami (Fla.), 1986 Sugar Bowl

Scoring

- Points
 18 James Stewart vs. Virginia Tech, 1994 Gator Bowl
 12 Many times

- Points by Kicking
 12 Jeff Hall vs. Northwestern, 1997 Florida Citrus Bowl
 10 George Hunt vs. Air Force, 1971 Sugar Bowl
 9 John Becksvoort vs. Virginia Tech, 1994 Gator Bowl
 9 Alex Walls vs. Michigan, 2002 Florida Citrus Bowl

- Touchdowns
 3 James Stewart vs. Virginia Tech, 1994 Gator Bowl
 2 Many times

- Touchdown Responsible For (TDs Scored and Passed)
 5 Peyton Manning vs. Northwestern, 1997 Florida Citrus Bowl
 5 Casey Clausen vs. Michigan, 2002 Florida Citrus Bowl
 4 Heath Shuler vs. Boston College, 1993 Hall of Fame Bowl
 4 James Stewart vs. Virginia Tech, 1994 Gator Bowl

- Point-After-Touchdowns Attempted
 6 John Becksvoort vs. Virginia Tech, 1994 Gator Bowl
 6 Jeff Hall vs. Northwestern, 1997 Florida Citrus Bowl
 6 Alex Walls vs. Michigan, 2002 Florida Citrus Bowl
 5 Carlos Reveiz vs. Miami (Fla.), 1986 Sugar Bowl
 5 James Wilhoit vs. Texas A&M, 2005 Cotton Bowl



Anthony Hancock owns the Tennessee bowl record for receptions with 11 against Wisconsin in the 1981 Garden State Bowl.

Point-After-Touchdowns Made

6	John Becksvoort vs. Virginia Tech, 1994 Gator Bowl
6	Jeff Hall vs. Northwestern, 1997 Florida Citrus Bowl
6	Alex Walls vs. Michigan, 2002 Florida Citrus Bowl
5	Carlos Reveiz vs. Miami (Fla.), 1986 Sugar Bowl
5	James Wilhoit vs. Texas A&M, 2005 Cotton Bowl

Field Goals Attempted

5	George Hunt vs. Air Force, 1971 Sugar Bowl
4	Ricky Townsend vs. Texas Tech, 1973 Gator Bowl
4	Fuad Reveiz vs. Wisconsin, 1981 Garden State Bowl
3	Karl Kremser vs. Oklahoma, 1968 Orange Bowl
3	George Hunt vs. Florida, 1969 Gator Bowl
3	Phil Reich vs. Indiana, 1988 Peach Bowl

Field Goals Made

2	Gary Wright vs. Syracuse, 1966 Gator Bowl
2	George Hunt vs. Florida, 1969 Gator Bowl
2	George Hunt vs. Air Force, 1971 Sugar Bowl
2	Ricky Townsend vs. Texas Tech, 1973 Gator Bowl
2	Fuad Reveiz vs. Wisconsin, 1981 Garden State Bowl
2	Fuad Reveiz vs. Maryland, 1984 Sun Bowl
2	John Becksvoort vs. Penn State, 1994 Florida Citrus Bowl
2	Jeff Hall vs. Ohio State, 1996 Florida Citrus Bowl
2	Jeff Hall vs. Northwestern, 1997 Florida Citrus Bowl

Longest Made Field Goal

52	Fuad Reveiz vs. Maryland, 1984 Sun Bowl
50	John Becksvoort vs. Penn State, 1994 Florida Citrus Bowl
46	John Becksvoort vs. Penn State, 1994 Florida Citrus Bowl
44	Fuaz Reveiz vs. Wisconsin, 1981 Garden State Bowl
44	Jeff Hall vs. Nebraska, 1998 Orange Bowl
44	James Wilhoit vs. Penn State, 2007 Outback Bowl

Tackles

Tackles

20	Carl Zander vs. Maryland, 1984 Sun Bowl
16	Reggie McKenzie vs. Maryland, 1984 Sun Bowl
15	Jack Reynolds vs. Texas, 1969 Cotton Bowl
14	Ray Nettles vs. Arkansas, 1971 Liberty Bowl
14	Carl Zander vs. Wisconsin, 1981 Garden State Bowl
14	Dale Jones vs. Maryland, 1983 Florida Citrus Bowl

Tackles for Loss

4	Reggie McKenzie vs. Maryland, 1984 Sun Bowl
4	Corey Terry vs. Northwestern, 1997 Florida Citrus Bowl
3	Joe Cofer vs. Iowa, 1982 Peach Bowl
3	Eric Westmoreland vs. Florida State, 1999 Fiesta Bowl
3	Albert Haynesworth vs. Michigan, 2002 Florida Citrus Bowl

Sacks

4.5	Reggie McKenzie vs. Maryland, 1984 Sun Bowl
2	Carl Johnson vs. LSU, 1972 Bluebonnet Bowl
2	Reggie White vs. Iowa, 1982 Peach Bowl
2	Mark Hovanic vs. Miami (Fla.), 1986 Sugar Bowl
2	Dale Jones vs. Miami (Fla.), 1986 Sugar Bowl

Passes Broken Up

4	Conrad Graham vs. LSU, 1972 Bluebonnet Bowl
4	Andre Creamer vs. Miami (Fla.), 1986 Sugar Bowl
4	Dale Carter vs. Virginia, 1991 Sugar Bowl
4	Darryl Hardy vs. Virginia, 1991 Sugar Bowl

Team Records

Rushing

Attempts

55	Tennessee vs. Texas, 1951 Cotton Bowl
54	Tennessee vs. Texas A&M, 1957 Gator Bowl
54	Tennessee vs. Maryland, 1974 Liberty Bowl
54	Tennessee vs. Texas A&M, 2005 Cotton Bowl

Fewest Attempts

21	Tennessee vs. Nebraska, 1998 Orange Bowl
23	Tennessee vs. Penn State, 2007 Outback Bowl
24	Tennessee vs. Kansas State, 2001 Cotton Bowl

Yards

320	Tennessee vs. Arkansas, 1990 Cotton Bowl
295	Tennessee vs. Texas, 1951 Cotton Bowl
245	Tennessee vs. Virginia Tech, 1994 Gator Bowl

Fewest Yards

-14	Tennessee vs. Texas, 1953 Cotton Bowl
38	Tennessee vs. Clemson, 2004 Peach Bowl
44	Tennessee vs. Nebraska, 2000 Fiesta Bowl

Yards Per Attempt

8.4	Tennessee vs. Arkansas, 1990 Cotton Bowl
7.4	Tennessee vs. Kansas State, 2001 Cotton Bowl
6.4	Tennessee vs. Texas, 1951 Cotton Bowl

Fewest Yards Per Attempt

-0.5	Tennessee vs. Texas, 1953 Cotton Bowl
1.5	Tennessee vs. Clemson, 2004 Peach Bowl
1.7	Tennessee vs. Maryland, 2002 Peach Bowl

Touchdowns

4	Tennessee vs. Virginia Tech, 1994 Gator Bowl
3	Tennessee vs. Tulsa, 1965 Bluebonnet Bowl
3	Tennessee vs. Maryland, 1983 Florida Citrus Bowl
3	Tennessee vs. Miami (Fla.), 1986 Sugar Bowl
3	Tennessee vs. Michigan, 2002 Florida Citrus Bowl

Passing

Attempts

56	Tennessee vs. Clemson, 2004 Peach Bowl
46	Tennessee vs. Air Force, 1971 Sugar Bowl
44	Tennessee vs. Penn State, 1994 Florida Citrus Bowl

Fewest Attempts

6	Tennessee vs. Texas, 1953 Sugar Bowl
6	Tennessee vs. Texas A&M, 1957 Gator Bowl
7	Tennessee vs. Tulsa, 1965 Bluebonnet Bowl

Completions

31	Tennessee vs. Clemson, 2004 Peach Bowl
27	Tennessee vs. Northwestern, 1997 Florida Citrus Bowl
27	Tennessee vs. Michigan, 2002 Florida Citrus Bowl

Fewest Completions

1	Tennessee vs. Baylor, 1957 Sugar Bowl
3	Four times

Interceptions

4	Tennessee vs. Rice, 1947 Orange Bowl
4	Tennessee vs. Maryland, 1952 Sugar Bowl
4	Tennessee vs. Baylor, 1957 Sugar Bowl

Completion Percentage

77.8	Tennessee vs. Indiana, 1988 Peach Bowl
77.1	Tennessee vs. Michigan, 2002 Florida Citrus Bowl
73.1	Tennessee vs. Boston College, 1993 Hall of Fame Bowl

Lowest Completion Percentage

10.0	Tennessee vs. Baylor, 1957 Sugar Bowl
21.1	Tennessee vs. Rice, 1947 Orange Bowl
21.4	Tennessee vs. Southern California, 1945 Rose Bowl

Yards

408	Tennessee vs. Northwestern, 1997 Florida Citrus Bowl
406	Tennessee vs. Michigan, 2002 Florida Citrus Bowl
384	Tennessee vs. Clemson, 2004 Peach Bowl

Fewest Yards

16	Tennessee vs. Baylor, 1957 Sugar Bowl
17	Tennessee vs. Southern California, 1945 Rose Bowl
32	Tennessee vs. Rice, 1947 Orange Bowl



Peyton Manning led the Vols to bowl records for total offense (523), first downs (29) and points (48) in a 48-28 win over Northwestern in the 1997 Florida Citrus Bowl.

Yards Per Attempt

14.6	Tennessee vs. Florida State, 1999 Fiesta Bowl
11.6	Tennessee vs. Michigan, 2002 Florida Citrus Bowl
11.3	Tennessee vs. Boston College, 1993 Hall of Fame Bowl

Fewest Yards Per Attempt

1.2	Tennessee vs. Southern California, 1945 Rose Bowl
1.6	Tennessee vs. Baylor, 1957 Sugar Bowl
1.7	Tennessee vs. Rice, 1947 Orange Bowl

Touchdowns

4	Tennessee vs. Northwestern, 1997 Florida Citrus Bowl
3	Tennessee vs. Minnesota, 1986 Liberty Bowl
3	Tennessee vs. Boston College, 1993 Hall of Fame Bowl
3	Tennessee vs. Michigan, 2002 Florida Citrus Bowl
3	Tennessee vs. Texas A&M, 2005 Cotton Bowl

Total Offense

Plays (Rushing and Passing)

88	Tennessee vs. Air Force, 1971 Sugar Bowl
88	Tennessee vs. Penn State, 1992 Fiesta Bowl
85	Tennessee vs. Wisconsin, 1981 Garden State Bowl
85	Tennessee vs. Texas A&M, 2005 Cotton Bowl

Fewest Plays (Rushing and Passing)

35*	Tennessee vs. Texas, 1953 Cotton Bowl
40	Tennessee vs. Southern California, 1940 Rose Bowl
49	Tennessee vs. Baylor, 1957 Sugar Bowl
49	Tennessee vs. Kansas State, 2001 Cotton Bowl

Yards (Rushing and Passing)

523	Tennessee vs. Northwestern, 1997 Florida Citrus Bowl
503	Tennessee vs. Michigan, 2002 Florida Citrus Bowl
495	Tennessee vs. Virginia Tech, 1994 Gator Bowl

Fewest Yards (Rushing and Passing)

32	Tennessee vs. Texas, 1953 Cotton Bowl
137	Tennessee vs. Rice, 1947 Orange Bowl
141	Tennessee vs. Southern California, 1940 Rose Bowl

Yards Per Play (Rushing and Passing)

7.7	Tennessee vs. Arkansas, 1990 Cotton Bowl
7.4	Tennessee vs. Northwestern, 1997 Florida Citrus Bowl
7.0	Tennessee vs. Michigan, 2002 Florida Citrus Bowl

Fewest Yards Per Play (Rushing and Passing)

0.9*	Tennessee vs. Texas, 1953 Cotton Bowl
2.9	Tennessee vs. Maryland, 1952 Sugar Bowl
3.2	Tennessee vs. Texas A&M, 1957 Gator Bowl

Punting

Punts

15	Tennessee vs. Rice, 1947 Orange Bowl
13	Tennessee vs. Southern California, 1945 Rose Bowl
11	Tennessee vs. Southern California, 1940 Rose Bowl

Fewest Punts

1	Tennessee vs. Maryland, 1983 Florida Citrus Bowl
2	Tennessee vs. Oklahoma, 1968 Orange Bowl
2	Tennessee vs. Florida, 1969 Gator Bowl

Average

52.3	Tennessee vs. Nebraska, 1998 Orange Bowl
47.7	Tennessee vs. Maryland, 2002 Peach Bowl
47.4	Tennessee vs. Wisconsin, 1981 Garden State Bowl

Lowest Average

15.0	Tennessee vs. Florida, 1969 Gator Bowl
29.2	Tennessee vs. Kansas State, 2001 Cotton Bowl
31.4	Tennessee vs. Air Force, 1971 Sugar Bowl

Punt Returns

Returns

6	Tennessee vs. Oklahoma, 1939 Orange Bowl
6	Tennessee vs. Air Force, 1971 Sugar Bowl
6	Tennessee vs. Penn State, 1992 Fiesta Bowl

Yards

89	Tennessee vs. Virginia Tech, 1994 Gator Bowl
86	Tennessee vs. Air Force, 1971 Sugar Bowl
75	Tennessee vs. Oklahoma, 1939 Orange Bowl

Average (Min. 3 returns)

29.7	Tennessee vs. Virginia Tech, 1994 Gator Bowl
14.3	Tennessee vs. Air Force, 1971 Sugar Bowl
13.5	Tennessee vs. Maryland, 1974 Liberty Bowl

Kickoff Returns

Returns

7	Tennessee vs. Penn State, 1992 Fiesta Bowl
6	Tennessee vs. Virginia, 1991 Sugar Bowl
6	Tennessee vs. Penn State, 1994 Florida Citrus Bowl

Yards

170	Tennessee vs. Maryland, 1984 Sun Bowl
132	Tennessee vs. Penn State, 1992 Fiesta Bowl
128	Tennessee vs. Wisconsin, 1981 Garden State Bowl

Average (Min. 3 returns)

42.5*	Tennessee vs. Maryland, 1984 Sun Bowl
32.0	Tennessee vs. Wisconsin, 1981 Garden State Bowl
29.5	Tennessee vs. Oklahoma, 1968 Orange Bowl

Interceptions

Interceptions

4	Tennessee vs. Tulsa, 1965 Bluebonnet Bowl
4	Tennessee vs. Air Force, 1971 Sugar Bowl
4	Tennessee vs. Miami (Fla.), 1986 Sugar Bowl
4	Tennessee vs. Northwestern, 1997 Florida Citrus Bowl

Yards

104	Tennessee vs. Arkansas, 1971 Liberty Bowl
89	Tennessee vs. Miami (Fla.), 1986 Sugar Bowl
78	Tennessee vs. Kansas State, 2001 Cotton Bowl

Turnovers

Turnovers Lost

6	Tennessee vs. Maryland, 1952 Sugar Bowl
5	Four times

Fumbles

Fumbles

7	Tennessee vs. Air Force, 1971 Sugar Bowl
6	Tennessee vs. Texas A&M, 1957 Gator Bowl
5	Three times

Fumbles Lost

3	Tennessee vs. Texas, 1953 Cotton Bowl
3	Tennessee vs. Air Force, 1971 Sugar Bowl
3	Tennessee vs. Penn State, 1992 Fiesta Bowl

Penalties

Penalties

16	Tennessee vs. Oklahoma, 1939 Orange Bowl
13	Tennessee vs. Northwestern, 1997 Florida Citrus Bowl
11	Tennessee vs. Miami (Fla.), 1986 Sugar Bowl

Fewest Penalties

1	Tennessee vs. Texas Tech, 1973 Gator Bowl
1	Tennessee vs. Maryland, 1983 Florida Citrus Bowl
2	Tennessee vs. Southern California, 1940 Rose Bowl
2	Tennessee vs. Maryland, 1952 Sugar Bowl

Yards

130	Tennessee vs. Oklahoma, 1939 Orange Bowl
125	Tennessee vs. Miami (Fla.), 1986 Sugar Bowl
119	Tennessee vs. Clemson, 2004 Peach Bowl

Fewest Yards

3	Tennessee vs. Texas Tech, 1973 Gator Bowl
5	Tennessee vs. Maryland, 1983 Florida Citrus Bowl
17	Tennessee vs. Texas, 1969 Cotton Bowl

First Downs

First Downs

32	Tennessee vs. Texas A&M, 2005 Cotton Bowl
29	Tennessee vs. Northwestern, 1997 Florida Citrus Bowl
28	Tennessee vs. Virginia, 1991 Sugar Bowl
28	Tennessee vs. Clemson, 2004 Peach Bowl

Fewest First Downs

5	Tennessee vs. Rice, 1947 Orange Bowl
6	Tennessee vs. Texas, 1953 Cotton Bowl
8	Tennessee vs. Southern California, 1945 Rose Bowl

First Downs, Rushing

17	Tennessee vs. Texas A&M, 2005 Cotton Bowl
15	Tennessee vs. Texas, 1951 Cotton Bowl
15	Tennessee vs. Indiana, 1988 Peach Bowl

First Downs, Passing

23	Tennessee vs. Northwestern, 1997 Florida Citrus Bowl
20	Tennessee vs. Clemson, 2004 Peach Bowl
18	Tennessee vs. Michigan, 2002 Florida Citrus Bowl

First Downs, Penalty

5	Tennessee vs. Texas A&M, 2005 Cotton Bowl
4	Tennessee vs. Florida State, 1999 Fiesta Bowl
3	Tennessee vs. Arkansas, 1971 Liberty Bowl

Scoring

Points

48	Tennessee vs. Northwestern (28), 1997 Florida Citrus Bowl
45	Tennessee vs. Virginia Tech (23), 1994 Gator Bowl
45	Tennessee vs. Michigan (17), 2002 Florida Citrus Bowl

Fewest Points

0	Tennessee vs. Southern California (14), 1940 Rose Bowl
0	Tennessee vs. Southern California (25), 1945 Rose Bowl
0	Tennessee vs. Rice (8), 1947 Orange Bowl
0	Tennessee vs. Texas (16), 1953 Cotton Bowl

Points, Quarter

24	Tennessee vs. Air Force, 1971 Sugar Bowl
21	Tennessee vs. Virginia Tech, 1994 Gator Bowl
21	Tennessee vs. Northwestern, 1997 Florida Citrus Bowl

Points, Half

35	Tennessee vs. Virginia Tech, 1994 Gator Bowl
31	Tennessee vs. Northwestern, 1997 Florida Citrus Bowl
28	Tennessee vs. Texas A&M, 2005 Cotton Bowl

Touchdowns

6	Tennessee vs. Virginia Tech, 1994 Gator Bowl
6	Tennessee vs. Northwestern, 1997 Florida Citrus Bowl
6	Tennessee vs. Michigan, 2002 Florida Citrus Bowl

Field Goals Attempted

5	Tennessee vs. Air Force, 1971 Sugar Bowl
4	Tennessee vs. Texas Tech, 1973 Gator Bowl
4	Tennessee vs. Wisconsin, 1981 Garden State Bowl

Field Goals Made

2	Nine times, most recent: Tennessee vs. Northwestern, 1997 Florida Citrus Bowl
---	--

Margin of Victory

31	Tennessee (38) vs. Texas A&M (7), 2005 Cotton Bowl
28	Tennessee (35) vs. Miami (Fla.) (7), 1986 Sugar Bowl
28	Tennessee (45) vs. Michigan (17), 2002 Florida Citrus Bowl

Margin of Defeat

27	Tennessee (3) vs. Maryland (30), 2002 Peach Bowl
25	Tennessee (0) vs. Southern California (25), 1945 Rose Bowl
25	Tennessee (17) vs. Penn State (42), 1992 Fiesta Bowl
25	Tennessee (17) vs. Nebraska (42), 1998 Orange Bowl

Largest Margin Overcome to Win

16	Tennessee vs. Virginia, 1991 Sugar Bowl
7	Tennessee vs. Tulsa, 1943 Sugar Bowl
7	Tennessee vs. Texas, 1951 Cotton Bowl
7	Tennessee vs. Miami (Fla.), 1986 Sugar Bowl

Largest Lead Relinquished in Loss

21	Tennessee vs. Maryland, 1984 Sun Bowl
10	Tennessee vs. Penn State, 1992 Fiesta Bowl
10	Tennessee vs. Penn State, 1994 Florida Citrus Bowl

Opponent Individual Records

Rushing

Attempts

31	Tony Hunt, Penn State, 2007 Outback Bowl
29	Floyd Little, Syracuse, 1966 Gator Bowl
29	Ahman Green, Nebraska, 1998 Orange Bowl

Yards

216	Floyd Little, Syracuse, 1966 Gator Bowl
206	Ahman Green, Nebraska, 1998 Orange Bowl
158	Tony Hunt, Penn State, 2007 Outback Bowl

Yards Per Attempt (Min. 10 attempts)

9.7	Don Burnside, Southern California, 1945 Rose Bowl
8.9	Tommy Neal, Maryland, 1984 Sun Bowl
8.7	Chad Jasmin, Clemson, 2004 Peach Bowl

Touchdowns

3	Scott Frost, Nebraska, 1998 Orange Bowl
2	Many times

Longest Gain

70	James Mosley, Texas Tech, 1973 Gator Bowl
57	Tommy Neal, Maryland, 1984 Sun Bowl
54	Delbert Shofner, Baylor, 1957 Gator Bowl
54	Floyd Little, Syracuse, 1966 Gator Bowl
54	Terrence Thomas, Texas A&M, 2005 Cotton Bowl

Passing

Attempts

47	Bill Anderson, Tulsa, 1965 Bluebonnet Bowl
46	Bob Parker, Air Force, 1971 Sugar Bowl
46	Glenn Foley, Boston College, 1993 Hall of Fame Bowl

Completions

25	Steve Schnur, Northwestern, 1997 Florida Citrus Bowl
23	Bill Anderson, Tulsa, 1965 Bluebonnet Bowl
23	Bob Parker, Air Force, 1971 Sugar Bowl
23	Glenn Foley, Boston College, 1993 Hall of Fame Bowl
23	Reggie McNeal, Texas A&M, 2005 Cotton Bowl

Consecutive Completions

9	Glenn Dobbs, Tulsa, 1943 Sugar Bowl
---	-------------------------------------

Interceptions

4	Bill Anderson, Tulsa, 1965 Bluebonnet Bowl
4	Bob Parker, Air Force, 1971 Sugar Bowl
3	Four times

Completion Percentage (Min. 10 attempts)

75.0	Scott Frost, Nebraska, 1998 Orange Bowl
73.1	Chuck Long, Iowa, 1982 Peach Bowl
72.7	Joe Barnes, Texas Tech, 1973 Gator Bowl

Yards

304	Chuck Long, Iowa, 1982 Peach Bowl
303	Mark Herrmann, Purdue, 1979 Bluebonnet Bowl
268	Glenn Foley, Boston College, 1993 Hall of Fame Bowl

Yards Per Attempt (Min. 10 attempts)

15.4	James Street, Texas, 1969 Cotton Bowl
14.0	Joe Barnes, Texas Tech, 1973 Gator Bowl
11.7	Chuck Long, Iowa, 1982 Peach Bowl

Touchdowns

4	Tony Sacca, Penn State, 1992 Fiesta Bowl
3	Mark Herrmann, Purdue, 1979 Bluebonnet Bowl
3	Chuck Long, Iowa, 1982 Peach Bowl

Longest Gain

79	James Street to Cotton Speyrer, Texas, 1969 Cotton Bowl
79	Joe Barnes to Lawrence Williams, Texas Tech, 1973 Gator Bowl
67	Quinn Grovey to Billy Winston, Arkansas, 1990 Cotton Bowl

Total Offense

Plays (Rushing and Passing)

52	Bill Anderson, Tulsa, 1965 Bluebonnet Bowl
52	Bob Parker, Air Force, 1971 Sugar Bowl
52	Glenn Foley, Boston College, 1993 Hall of Fame Bowl
52	Steve Schnur, Northwestern, 1997 Florida Citrus Bowl

Yards (Rushing and Passing)

308	Jon Beasley, Kansas State, 2001 Cotton Bowl
306	Chuck Long, Iowa, 1982 Peach Bowl
265	Mark Herrmann, Purdue, 1979 Bluebonnet Bowl

Yards Per Play (Rushing and Passing) (Min. 20 attempts)

9.5	James Street, Texas, 1969 Cotton Bowl
8.4	Joe Barnes, Texas Tech, 1973 Gator Bowl
8.0	Chuck Long, Iowa, 1982 Peach Bowl

Receiving

Receptions

10	Paul Bassa, Air Force, 1971 Sugar Bowl
10	D'Wayne Bates, Northwestern, 1997 Florida Citrus Bowl
10	Brian Musso, Northwestern, 1997 Florida Citrus Bowl

Yards

168	Dave Moritz, Iowa, 1982 Peach Bowl
161	Cotton Speyrer, Texas, 1969 Cotton Bowl
150	Ernie Jones, Indiana, 1988 Peach Bowl

Yards Per Reception (Min. 3 receptions)

32.2	Cotton Speyrer, Texas, 1969 Cotton Bowl
31.3	Lawrence Williams, Texas Tech, 1973 Gator Bowl
24.7	Thad McFadden, Wisconsin, 1981 Garden State Bowl

Touchdowns

2	Cotton Speyrer, Texas, 1969 Cotton Bowl
2	Dave Young, Purdue, 1979 Bluebonnet Bowl
2	Ronnie Harmon, Iowa, 1982 Peach Bowl
2	Pete Mitchell, Boston College, 1993 Hall of Fame Bowl
2	Quincy Morgan, Kansas State, 2001 Cotton Bowl

Longest Gain

79	Cotton Speyrer from James Street, Texas, 1969 Cotton Bowl
79	Lawrence Williams from Joe Barnes, Texas Tech, 1973 Gator Bowl
67	Billy Winston from Quinn Grovey, Arkansas, 1990 Cotton Bowl

Punting

Punts

13	Hugh McCullough, Oklahoma, 1939 Orange Bowl
13	Hugh Keeney, Rice, 1947 Orange Bowl
9	Doug Helkowski, Penn State, 1992 Fiesta Bowl
9	Keith Cottrell, Florida State, 1999 Fiesta Bowl

Average (Min. 3 punts)

50.3	Brooks Bernard, Maryland, 2002 Peach Bowl
48.1	Brent Bartholomew, Ohio State, 1996 Florida Citrus Bowl
47.9	Doug Helkowski, Penn State, 1992 Fiesta Bowl

Longest Punt

78	Glenn Dobbs, Tulsa, 1943 Sugar Bowl
74	Bill Bradley, Texas, 1969 Cotton Bowl
70	Hugh McCullough, Oklahoma, 1939 Orange Bowl

Punt Returns

Returns

6	Dimitrious Stanley, Ohio State, 1996 Florida Citrus Bowl
4	Five times

Yards

95	Steve Suter, Maryland, 2002 Peach Bowl
71	O.J. McDuffie, Penn State, 1992 Fiesta Bowl
69	Bobby Newcombe, Nebraska, 2000 Fiesta Bowl

Average (Min. 3 returns)

23.8	Steve Suter, Maryland, 2002 Peach Bowl
23.0	Bobby Newcombe, Nebraska, 2000 Fiesta Bowl
21.6	Derrick Hamilton, Clemson, 2004 Peach Bowl

Longest Return

79	Steve Suter, Maryland, 2002 Peach Bowl
63	Bob Smith, Maryland, 1974 Liberty Bowl
60	Bobby Newcombe, Nebraska, 2000 Fiesta Bowl

Kickoff Returns

Returns

8*	Todd Howard, Michigan, 2002 Florida Citrus Bowl
6	Dave Beazley, Northwestern, 1997 Florida Citrus Bowl
5	Tommy Neal, Maryland, 1983 Florida Citrus Bowl
5	J.C. Penny, Miami (Fla.), 1986 Sugar Bowl

Yards

181	Tommy Neal, Maryland, 1983 Florida Citrus Bowl
137	Dave Beazley, Northwestern, 1997 Florida Citrus Bowl
125	Todd Howard, Michigan, 2002 Florida Citrus Bowl

Average (Min. 2 returns)

36.2	Tommy Neal, Maryland, 1983 Florida Citrus Bowl
32.0	Thad McFadden, Wisconsin, 1981 Garden State Bowl
30.7	David Gilreath, Wisconsin, 2008 Outback Bowl

Longest Return

80	Tommy Neal, Maryland, 1983 Florida Citrus Bowl
60	David Gilreath, Wisconsin, 2008 Outback Bowl
52	Bobby Peters, Baylor, 1957 Sugar Bowl

Interceptions

Interceptions

3	Louis Campbell, Arkansas, 1971 Liberty Bowl
2	Ed Fullerton, Maryland, 1952 Sugar Bowl
2	Arthur Beall, Baylor, 1957 Sugar Bowl
2	Marcus McKinnie, Purdue, 1979 Bluebonnet Bowl
2	Tom Campbell, Texas, 1969 Cotton Bowl
2	Reggie Givens, Penn State, 1992 Fiesta Bowl

Yards

54	Curome Cox, Maryland, 2002 Peach Bowl
49	Ed Fullerton, Maryland, 1952 Sugar Bowl
47	Rock Cartwright, Kansas State, 2001 Cotton Bowl

Longest Return

54	Curome Cox, Maryland, 2002 Peach Bowl
47	Rock Cartwright, Kansas State, 2001 Cotton Bowl
46	Ed Fullerton, Maryland, 1952 Sugar Bowl

All-Purpose

Plays (Rushing, Receiving, All Returns)

36	Floyd Little, Syracuse, 1966 Gator Bowl
32	Ahman Green, Nebraska, 1998 Orange Bowl
32	Tony Hunt, Penn State, 2007 Outback Bowl

Yards (Rushing, Receiving, All Returns)

279	Floyd Little, Syracuse, 1966 Gator Bowl
246	Ernie Jones, Indiana, 1988 Peach Bowl
237	Ahman Green, Nebraska, 1998 Orange Bowl

Yards Per Play (Rushing, Receiving, All Returns) (Min. 10 plays)

22.4	Ernie Jones, Indiana, 1988 Peach Bowl
20.3	Thad McFadden, Wisconsin, 1981 Garden State Bowl
16.7	Bobby Engram, Penn State, 1994 Florida Citrus Bowl

Scoring

Points

18	Scott Frost, Nebraska, 1998 Orange Bowl
14	Colton Speyrer, Texas, 1969 Cotton Bowl
14	Barry Foster, Arkansas, 1990 Cotton Bowl

Points by Kicking

15	Jess Atkinson, Maryland, 1983 Florida Citrus Bowl
12	Nick Novak, Maryland, 2002 Peach Bowl
10	Jake McInerney, Virginia, 1991 Sugar Bowl

Touchdowns

3	Scott Frost, Nebraska, 1998 Orange Bowl
2	Many times

Point-After-Touchdowns Attempted

6	Craig Fayak, Penn State, 1992 Fiesta Bowl
6	Kris Brown, Nebraska, 1998 Orange Bowl
5	Jamie Rheem, Kansas State, 2001 Cotton Bowl

Point-After-Touchdowns Made

6	Craig Fayak, Penn State, 1992 Fiesta Bowl
6	Kris Brown, Nebraska, 1998 Orange Bowl
5	Jamie Rheem, Kansas State, 2001 Cotton Bowl

Field Goals Attempted

6#	Jess Atkinson, Maryland, 1983 Florida Citrus Bowl
5	Kevin Kelly, Penn State, 2007 Outback Bowl
4	Jake McInerney, Virginia, 1991 Sugar Bowl
4	Aaron Hunt, Clemson, 2004 Peach Bowl

Field Goals Made

5#	Jess Atkinson, Maryland, 1983 Florida Citrus Bowl
3	Jake McInerney, Virginia, 1991 Sugar Bowl
3	Nick Novak, Maryland, 2002 Peach Bowl

Longest Made Field Goal

52	Pete Stoyanovich, Indiana, 1988 Peach Bowl
48	Jess Atkinson, Maryland, 1983 Florida Citrus Bowl
44	Jake McInerney, Virginia, 1991 Sugar Bowl

Tackles

Tackles

17	Eric Wilson, Maryland, 1983 Florida Citrus Bowl
16	Harry Walters, Maryland, 1974 Liberty Bowl
16	Randy White, Maryland, 1974 Liberty Bowl

Tackles for Loss

4	Matt Finkes, Ohio State, 1996 Florida Citrus Bowl
4	E.J. Henderson, Maryland, 2002 Peach Bowl
4	Jonathan Casillas, Wisconsin, 2008 Outback Bowl

Sacks

2	Aaron Wills, Nebraska, 2000 Fiesta Bowl
2	Chris Johnson, Kansas State, 2001 Cotton Bowl
2	E.J. Henderson, Maryland, 2002 Peach Bowl

Passes Broken Up

4	Tom Campbell, Texas, 1969 Cotton Bowl
4	Matt VandenBoom, Wisconsin, 1981 Garden State Bowl

Opponent Team Records

Rushing

Attempts

78	Texas vs. Tennessee, 1953 Cotton Bowl
72	Arkansas vs. Tennessee, 1990 Cotton Bowl
68	Nebraska vs. Tennessee, 1998 Orange Bowl

Fewest Attempts

16	Oklahoma vs. Tennessee, 1939 Orange Bowl
18	Texas A&M vs. Tennessee, 2005 Cotton Bowl
24	Tulsa vs. Tennessee, 1965 Bluebonnet Bowl
24	Air Force vs. Tennessee, 1971 Sugar Bowl

Yards

409	Nebraska vs. Tennessee, 1998 Orange Bowl
361	Arkansas vs. Tennessee, 1990 Cotton Bowl
348	Syracuse vs. Tennessee, 1966 Gator Bowl

Fewest Yards

-39	Tulsa vs. Tennessee, 1943 Sugar Bowl
-12	Air Force vs. Tennessee, 1971 Sugar Bowl
25	Oklahoma vs. Tennessee, 1939 Orange Bowl

Yards Per Attempt

6.1	Syracuse vs. Tennessee, 1966 Gator Bowl
6.0	Nebraska vs. Tennessee, 1998 Orange Bowl
5.7	Nebraska vs. Tennessee, 2000 Fiesta Bowl

Fewest Yards Per Attempt

-0.5	Air Force vs. Tennessee, 1971 Sugar Bowl
1.1	Miami (Fla.) vs. Tennessee, 1986 Sugar Bowl
1.5	Northwestern vs. Tennessee, 1997 Florida Citrus Bowl

Touchdowns

6	Nebraska vs. Tennessee, 1998 Orange Bowl
4	Maryland vs. Tennessee, 1984 Sun Bowl
3	Six times

Passing

Attempts

51	Northwestern vs. Tennessee, 1997 Florida Citrus Bowl
47	Tulsa vs. Tennessee, 1965 Bluebonnet Bowl
47	Boston College vs. Tennessee, 1993 Hall of Fame Bowl

Fewest Attempts

4	Rice vs. Tennessee, 1947 Orange Bowl
7	Syracuse vs. Tennessee, 1966 Gator Bowl
8	Texas vs. Tennessee, 1953 Cotton Bowl
8	Texas A&M vs. Tennessee, 1957 Gator Bowl Completions
27	Northwestern vs. Tennessee, 1997 Florida Citrus Bowl
23	Six times

Fewest Completions

0#	Rice vs. Tennessee, 1947 Orange Bowl
2	Texas vs. Tennessee, 1953 Cotton Bowl
2	Syracuse vs. Tennessee, 1966 Gator Bowl

Interceptions

4	Tulsa vs. Tennessee, 1965 Bluebonnet Bowl
4	Air Force vs. Tennessee, 1971 Sugar Bowl
4	Miami (Fla.) vs. Tennessee, 1986 Sugar Bowl
4	Northwestern vs. Tennessee, 1997 Florida Citrus Bowl

Completion Percentage

75.0	Nebraska vs. Tennessee, 1998 Orange Bowl
73.1	Iowa vs. Tennessee, 1982 Peach Bowl
72.7	Texas Tech vs. Tennessee, 1973 Gator Bowl

Lowest Completion Percentage

0.0#	Rice vs. Tennessee, 1947 Orange Bowl
25.0	Texas vs. Tennessee, 1953 Sugar Bowl (2 of 8)
27.3	Baylor vs. Tennessee, 1957 Sugar Bowl (3 of 11)

Yards

343	Michigan vs. Tennessee, 2002 Florida Citrus Bowl
304	Iowa vs. Tennessee, 1982 Peach Bowl
303	Purdue vs. Tennessee, 1979 Bluebonnet Bowl

Fewest Yards

0	Rice vs. Tennessee, 1947 Orange Bowl
16	Syracuse vs. Tennessee, 1966 Gator Bowl
24	Baylor vs. Tennessee, 1957 Sugar Bowl

Yards Per Attempt

16.7	Texas vs. Tennessee, 1969 Cotton Bowl
14.0	Texas Tech vs. Tennessee, 1973 Gator Bowl
11.7	Iowa vs. Tennessee, 1982 Peach Bowl

Fewest Yards Per Attempt

0.0	Rice vs. Tennessee, 1947 Orange Bowl
2.2	Baylor vs. Tennessee, 1957 Sugar Bowl
2.6	Oklahoma vs. Tennessee, 1939 Orange Bowl

Touchdowns

4	Penn State vs. Tennessee, 1992 Fiesta Bowl
3	Purdue vs. Tennessee, 1979 Bluebonnet Bowl
3	Iowa vs. Tennessee, 1982 Peach Bowl

Total Offense

Plays (Rushing and Passing)

94	Arkansas vs. Tennessee, 1990 Cotton Bowl
92	Purdue vs. Tennessee, 1979 Bluebonnet Bowl
86	Texas vs. Tennessee, 1953 Cotton Bowl
86	Kansas State vs. Tennessee, 2001 Cotton Bowl

Fewest Plays (Rushing and Passing)

43	Oklahoma vs. Tennessee, 1939 Orange Bowl
48	Texas A&M vs. Tennessee, 1957 Gator Bowl
50	Boston College vs. Tennessee, 1941 Sugar Bowl

Yards (Rushing and Passing)

568	Arkansas vs. Tennessee, 1990 Cotton Bowl
534	Nebraska vs. Tennessee, 1998 Orange Bowl
513	Texas vs. Tennessee, 1969 Cotton Bowl

Fewest Yards (Rushing and Passing)

94	Oklahoma vs. Tennessee, 1939 Orange Bowl
129	Tulsa vs. Tennessee, 1943 Sugar Bowl
169	Texas A&M vs. Tennessee, 1957 Gator Bowl

Yards Per Play (Rushing and Passing)

6.9	Texas vs. Tennessee, 1969 Cotton Bowl
6.7	Nebraska vs. Tennessee, 1998 Orange Bowl
6.6	Nebraska vs. Tennessee, 2000 Fiesta Bowl

Fewest Yards Per Play (Rushing and Passing)

2.2	Oklahoma vs. Tennessee, 1939 Orange Bowl
3.2	Air Force vs. Tennessee, 1971 Sugar Bowl
3.5	Three times

Punting

Punts

14	Tulsa vs. Tennessee, 1943 Sugar Bowl
13	Oklahoma vs. Tennessee, 1939 Orange Bowl
13	Rice vs. Tennessee, 1947 Orange Bowl

Fewest Punts

0	Maryland vs. Tennessee, 1983 Florida Citrus Bowl
1	Virginia vs. Tennessee, 1991 Sugar Bowl
2	Syracuse vs. Tennessee, 1966 Gator Bowl

Average

50.3	Maryland vs. Tennessee, 2002 Peach Bowl
48.1	Ohio State vs. Tennessee, 1996 Florida Citrus Bowl
48.0	Virginia vs. Tennessee, 1991 Sugar Bowl

Lowest Average

29.3	Texas vs. Tennessee, 1951 Cotton Bowl
30.6	Indiana vs. Tennessee, 1988 Peach Bowl
31.6	Florida vs. Tennessee, 1969 Gator Bowl

Punt Returns

Returns

7	Oklahoma vs. Tennessee, 1939 Orange Bowl
7	Southern California vs. Tennessee, 1940 Rose Bowl
6	Ohio State vs. Tennessee, 1996 Florida Citrus Bowl

Yards

95	Maryland vs. Tennessee, 2002 Peach Bowl
76	Maryland vs. Tennessee, 1974 Liberty Bowl
73	Penn State vs. Tennessee, 1992 Fiesta Bowl

Average (Min. 3 returns)

- 23.8 Maryland vs. Tennessee, 2002 Peach Bowl
- 18.0 Nebraska vs. Tennessee, 2000 Fiesta Bowl
- 16.8 Clemson vs. Tennessee, 2004 Peach Bowl

Kickoff Returns

Returns

- 8 Michigan vs. Tennessee, 2002 Florida Citrus Bowl
- 7 Virginia Tech vs. Tennessee, 1994 Gator Bowl
- 6 Arkansas vs. Tennessee, 1990 Cotton Bowl
- 6 Northwestern vs. Tennessee, 1997 Florida Citrus Bowl

Yards

- 181 Maryland vs. Tennessee, 1983 Florida Citrus Bowl
- 137 Northwestern vs. Tennessee, 1997 Florida Citrus Bowl
- 125 Michigan vs. Tennessee, 2002 Florida Citrus Bowl

Average (Min. 3 returns)

- 36.2 Maryland vs. Tennessee, 1983 Florida Citrus Bowl
- 29.8 Wisconsin vs. Tennessee, 1981 Garden State Bowl
- 29.7 Penn State vs. Tennessee, 1992 Fiesta Bowl

Interceptions

Interceptions

- 4 Rice vs. Tennessee, 1947 Orange Bowl
- 4 Maryland vs. Tennessee, 1952 Sugar Bowl
- 4 Baylor vs. Tennessee, 1957 Sugar Bowl

Yards

- 70 Maryland vs. Tennessee, 1952 Sugar Bowl
- 69 Florida State vs. Tennessee, 1999 Fiesta Bowl
- 62 Kansas State vs. Tennessee, 2001 Cotton Bowl

Turnovers

Turnovers Lost

- 8 Air Force vs. Tennessee, 1971 Sugar Bowl
- 7 Tulsa vs. Tennessee, 1965 Bluebonnet Bowl
- 6 Miami (Fla.) vs. Tennessee, 1986 Sugar Bowl

Fumbles

Fumbles

- 7 Maryland vs. Tennessee, 1952 Sugar Bowl
- 7 Air Force vs. Tennessee, 1971 Sugar Bowl
- 5 Four times

Fumbles Lost

- 4 Air Force vs. Tennessee, 1971 Sugar Bowl
- 4 Texas A&M vs. Tennessee, 2005 Cotton Bowl
- 3 Six times

Penalties

Penalties

- 15 Miami (Fla.) vs. Tennessee, 1986 Sugar Bowl
- 12 Maryland vs. Tennessee, 1952 Sugar Bowl
- 12 Florida State vs. Tennessee, 1999 Fiesta Bowl

Fewest Penalties

- 0 Air Force vs. Tennessee, 1971 Sugar Bowl
- 1 Tulsa vs. Tennessee, 1965 Bluebonnet Bowl
- 2 Four times

Yards

- 120 Maryland vs. Tennessee, 1952 Sugar Bowl
- 120 Miami (Fla.) vs. Tennessee, 1986 Sugar Bowl
- 110 Florida State vs. Tennessee, 1999 Fiesta Bowl

Fewest Yards

- 0 Air Force vs. Tennessee, 1971 Sugar Bowl
- 10 Oklahoma vs. Tennessee, 1968 Orange Bowl
- 10 Maryland vs. Tennessee, 2002 Peach Bowl
- 10 Wisconsin vs. Tennessee, 2008 Outback Bowl

First Downs

First Downs

- 31 Purdue vs. Tennessee, 1979 Bluebonnet Bowl
- 31 Arkansas vs. Tennessee, 1990 Cotton Bowl
- 30 Nebraska vs. Tennessee, 1998 Orange Bowl

Fewest First Downs

- 8 Texas A&M vs. Tennessee, 1957 Gator Bowl
- 9 Rice vs. Tennessee, 1947 Orange Bowl
- 10 Tulsa vs. Tennessee, 1943 Sugar Bowl

First Downs, Rushing

- 22 Nebraska vs. Tennessee, 1998 Orange Bowl
- 21 Arkansas vs. Tennessee, 1990 Cotton Bowl
- 19 Syracuse vs. Tennessee, 1966 Gator Bowl

First Downs, Passing

- 14 Iowa vs. Tennessee, 1982 Peach Bowl
- 14 Boston College vs. Tennessee, 1993 Hall of Fame Bowl
- 13 Three times

First Downs, Penalty

- 6# Clemson vs. Tennessee, 2004 Peach Bowl
- 5 Miami (Fla.) vs. Tennessee, 1986 Sugar Bowl
- 4 Arkansas vs. Tennessee, 1971 Liberty Bowl
- 4 Northwestern vs. Tennessee, 1997 Florida Citrus Bowl

Scoring

Points

- 42 Penn State vs. Tennessee (17), 1992 Fiesta Bowl
- 42 Nebraska vs. Tennessee (17), 1998 Orange Bowl
- 36 Texas vs. Tennessee (13), 1969 Cotton Bowl

Fewest Points

- 0 Texas A&M vs. Tennessee (3), 1957 Gator Bowl
- 3 Maryland vs. Tennessee (7), 1974 Liberty Bowl
- 6 Tulsa vs. Tennessee (27), 1965 Liberty Bowl

Points, Quarter

- 22 Maryland vs. Tennessee, 1984 Sun Bowl
- 21 Penn State vs. Tennessee, 1992 Fiesta Bowl
- 21 Iowa vs. Tennessee, 1982 Peach Bowl
- 21 Northwestern vs. Tennessee, 1997 Florida Citrus Bowl
- 21 Nebraska vs. Tennessee, 1998 Orange Bowl

Points, Half

- 35 Penn State vs. Tennessee, 1992 Fiesta Bowl
- 28 Texas vs. Tennessee, 1969 Cotton Bowl
- 28 Maryland vs. Tennessee, 1984 Sun Bowl
- 28 Nebraska vs. Tennessee, 1998 Orange Bowl

Touchdowns

- 6 Penn State vs. Tennessee, 1992 Fiesta Bowl
- 6 Nebraska vs. Tennessee, 1998 Orange Bowl
- 5 Texas vs. Tennessee, 1969 Cotton Bowl
- 5 Kansas State vs. Tennessee, 2001 Cotton Bowl

Field Goals Attempted

- 6 Maryland vs. Tennessee, 1983 Florida Citrus Bowl
- 5 Penn State vs. Tennessee, 2007 Outback Bowl
- 4 Virginia vs. Tennessee, 1991 Sugar Bowl
- 4 Clemson vs. Tennessee, 2004 Peach Bowl

Field Goals Made

- 5# Maryland vs. Tennessee, 1983 Florida Citrus Bowl
- 3 Virginia vs. Tennessee, 1991 Sugar Bowl
- 3 Maryland vs. Tennessee, 2002 Peach Bowl

Both Teams Records

Rushing

Attempts

- 110 Tennessee (38) vs. Arkansas (72), 1990 Cotton Bowl
- 107 Tennessee (29) vs. Texas (78), 1953 Cotton Bowl
- 104 Tennessee (49) vs. Texas Tech (55), 1973 Gator Bowl

Fewest Attempts

- 60 Tennessee (32) vs. Northwestern (28), 1997 Florida Citrus Bowl
- 60 Tennessee (26) vs. Clemson (34), 2004 Peach Bowl
- 63 Tennessee (23) vs. Penn State (40), 2007 Outback Bowl

Yards

- 681 Tennessee (320) vs. Arkansas (361), 1990 Cotton Bowl
- 537 Tennessee (128) vs. Nebraska (409), 1998 Orange Bowl
- 478 Tennessee (191) vs. Virginia (296), 1991 Sugar Bowl

Fewest Yards

- 74 Tennessee (86) vs. Air Force (-12), 1971 Sugar Bowl
- 158 Tennessee (115) vs. Northwestern (43), 1997 Florida Citrus Bowl
- 169 Tennessee (208) vs. Tulsa (-39), 1943 Sugar Bowl

Passing

Attempts

- 96 Tennessee (56) vs. Clemson (40), 2004 Peach Bowl
- 92 Tennessee (46) vs. Air Force (46), 1971 Sugar Bowl
- 90 Tennessee (39) vs. Northwestern (51), 1997 Florida Citrus Bowl

Fewest Attempts

- 14 Tennessee (6) vs. Texas (8), 1953 Cotton Bowl
- 14 Tennessee (6) vs. Texas A&M (8), 1957 Gator Bowl
- 21 Tennessee (10) vs. Baylor (11), 1957 Sugar Bowl

Completions

- 54 Tennessee (27) vs. Northwestern (27), 1997 Florida Citrus Bowl
- 53 Tennessee (31) vs. Clemson (22), 2004 Peach Bowl
- 48 Tennessee (27) vs. Michigan (21), 2002 Florida Citrus Bowl

Fewest Completions

- 4 Tennessee (4) vs. Rice (0), 1947 Orange Bowl
- 4 Tennessee (1) vs. Baylor (3), 1957 Sugar Bowl
- 5 Tennessee (3) vs. Texas (2), 1953 Cotton Bowl

Interceptions

- 6 Tennessee (4) vs. Rice (2), 1947 Orange Bowl
- 6 Tennessee (2) vs. Air Force (4), 1971 Sugar Bowl
- 6 Tennessee (3) vs. Arkansas (3), 1971 Liberty Bowl

Yards

- 650 Tennessee (408) vs. Northwestern (242), 1997 Florida Citrus Bowl
- 646 Tennessee (406) vs. Michigan (240), 2002 Florida Citrus Bowl
- 630 Tennessee (384) vs. Clemson (246), 2004 Peach Bowl

Fewest Yards

- 32 Tennessee (32) vs. Rice (0), 1947 Orange Bowl
- 40 Tennessee (16) vs. Baylor (24), 1957 Sugar Bowl
- 62 Tennessee (17) vs. Southern California (45), 1945 Rose Bowl

Touchdown Passes

- 6 Tennessee (4) vs. Northwestern (2), 1997 Florida Citrus Bowl
- 5 Tennessee (1) vs. Penn State (4), 1992 Fiesta Bowl
- 5 Tennessee (3) vs. Boston College (2), 1993 Hall of Fame Bowl
- 5 Tennessee (3) vs. Michigan (2), 2002 Florida Citrus Bowl

Total Offense

Plays (Rushing and Passing)

- 169 Tennessee (77) vs. Purdue (92), 1979 Bluebonnet Bowl
- 161 Tennessee (85) vs. Wisconsin (76), 1981 Garden State Bowl
- 158 Tennessee (88) vs. Air Force (70), 1971 Sugar Bowl

Fewest Plays (Rushing and Passing)

- 107# Tennessee (64) vs. Oklahoma (43), 1939 Orange Bowl
- 108 Tennessee (60) vs. Texas A&M (48), 1957 Gator Bowl
- 112 Tennessee (40) vs. Southern California (72), 1940 Rose Bowl

Yards (Rushing and Passing)

- 1,038 Tennessee (470) vs. Arkansas (568), 1990 Cotton Bowl
- 921 Tennessee (495) vs. Virginia Tech (426), 1994 Gator Bowl
- 863 Tennessee (380) vs. Purdue (483), 1979 Bluebonnet Bowl

Fewest Yards (Rushing and Passing)

- 333 Tennessee (32) vs. Texas (301), 1953 Cotton Bowl
- 345 Tennessee (137) vs. Rice (208), 1947 Orange Bowl
- 354 Tennessee (260) vs. Oklahoma (94), 1939 Orange Bowl

Yards Per Play (Rushing and Passing)

- 6.7 Tennessee vs. Arkansas, 1990 Cotton Bowl
- 6.2 Tennessee vs. Nebraska, 1998 Orange Bowl
- 6.1 Tennessee vs. Virginia Tech, 1994 Gator Bowl

Fewest Yards Per Play (Rushing and Passing)

- 2.8 Tennessee vs. Texas, 1953 Cotton Bowl
- 3.3 Tennessee vs. Oklahoma, 1939 Orange Bowl
- 3.3 Tennessee vs. Texas A&M, 1957 Gator Bowl

Punting

Punts

- 28# Tennessee (15) vs. Rice (13), 1947 Orange Bowl
- 25 Tennessee (12) vs. Oklahoma (13), 1939 Orange Bowl
- 19 Tennessee (11) vs. Southern California (8), 1940 Rose Bowl

Fewest Punts

- 1 Tennessee (1) vs. Maryland (0), 1983 Florida Citrus Bowl
- 3 Tennessee (2) vs. Virginia (1), 1991 Sugar Bowl
- 5 Tennessee (3) vs. Syracuse (2), 1966 Gator Bowl

Average

- 48.6 Tennessee vs. Maryland, 2002 Peach Bowl
- 47.0 Tennessee vs. Maryland, 1983 Florida Citrus Bowl
- 47.0 Tennessee vs. Nebraska, 1998 Orange Bowl

Lowest Average

- 27.9 Tennessee vs. Florida, 1969 Gator Bowl
- 30.8 Tennessee vs. Texas, 1951 Cotton Bowl
- 31.1 Tennessee vs. Kansas State, 2001 Cotton Bowl

Punt Returns

Returns

- 13 Tennessee (6) vs. Oklahoma (7), 1939 Orange Bowl
- 11 Tennessee (8) vs. Air Force (3), 1971 Sugar Bowl
- 11 Tennessee (6) vs. Penn State (5), 1992 Fiesta Bowl

Yards

- 130 Tennessee (54) vs. Maryland (76), 1974 Liberty Bowl
- 122 Tennessee (49) vs. Penn State (73), 1992 Fiesta Bowl
- 107 Tennessee (89) vs. Virginia Tech (18), 1994 Gator Bowl

Average

- 23.8 Tennessee vs. Maryland, 2002 Peach Bowl
- 21.7 Tennessee vs. Maryland, 1974 Liberty Bowl
- 21.4 Tennessee vs. Virginia Tech, 1994 Gator Bowl

Kickoff Returns

Returns

- 11 Tennessee (5) vs. Arkansas (6), 1990 Cotton Bowl
- 11 Tennessee (6) vs. Virginia (5), 1991 Sugar Bowl
- 11 Tennessee (4) vs. Virginia Tech (7), 1994 Gator Bowl
- 11 Tennessee (3) vs. Michigan (8), 2002 Florida Citrus Bowl

Yards

- 247 Tennessee (128) vs. Wisconsin (119), 1981 Garden State Bowl
- 247 Tennessee (66) vs. Maryland (181), 1983 Florida Citrus Bowl
- 234 Tennessee (126) vs. Virginia (108), 1991 Sugar Bowl

Average

- 30.9 Tennessee vs. Wisconsin, 1981 Garden State Bowl
- 30.9 Tennessee vs. Maryland, 1983 Florida Citrus Bowl
- 25.1 Tennessee vs. Oklahoma, 1968 Orange Bowl

Interception Returns

Interceptions

- 6 Tennessee (2) vs. Rice (4), 1947 Orange Bowl
- 6 Tennessee (4) vs. Air Force (2), 1971 Sugar Bowl
- 6 Tennessee (3) vs. Arkansas (3), 1971 Liberty Bowl

Yards

- 143 Tennessee (74) vs. Florida State (69), 1999 Fiesta Bowl
- 140 Tennessee (78) vs. Kansas State (62), 2001 Cotton Bowl
- 116 Tennessee (104) vs. Arkansas (12), 1971 Liberty Bowl

Turnovers

Turnovers Lost

- 13 Tennessee (5) vs. Air Force (8), 1971 Sugar Bowl
- 10 Tennessee (6) vs. Maryland (4), 1952 Sugar Bowl
- 10 Tennessee (3) vs. Tulsa (7), 1965 Bluebonnet Bowl

Fumbles

Fumbles

- 14 Tennessee (7) vs. Air Force (7), 1971 Sugar Bowl
- 10 Tennessee (5) vs. Texas (5), 1953 Cotton Bowl
- 9 Tennessee (2) vs. Maryland (7), 1952 Sugar Bowl
- 9 Tennessee (6) vs. Texas A&M (3), 1957 Gator Bowl

Fumbles Lost

- 7 Tennessee (3) vs. Air Force (4), 1971 Sugar Bowl
- 6 Tennessee (3) vs. Texas (3), 1953 Cotton Bowl
- 5 Tennessee (2) vs. Maryland (3), 1952 Sugar Bowl
- 5 Tennessee (2) vs. Tulsa (3), 1965 Bluebonnet Bowl
- 5 Tennessee (2) vs. Maryland (3), 1974 Liberty Bowl

Penalties

Penalties

- 26 Tennessee (11) vs. Miami (Fla.) (15), 1986 Sugar Bowl
- 25 Tennessee (16) vs. Oklahoma (9), 1939 Orange Bowl
- 21 Tennessee (9) vs. Florida State (12), 1999 Fiesta Bowl

Fewest Penalties

- 5 Tennessee (3) vs. Florida (2), 1969 Gator Bowl
- 6 Three times

Yards

- 245 Tennessee (125) vs. Miami (Fla.) (120), 1986 Sugar Bowl
- 221 Tennessee (130) vs. Oklahoma (91), 1939 Orange Bowl
- 165 Tennessee (55) vs. Florida State (110), 1999 Fiesta Bowl
- 165 Tennessee (100) vs. Texas A&M (65), 2005 Cotton Bowl

Fewest Yards

- 37 Tennessee (27) vs. Oklahoma (10), 1968 Orange Bowl
- 37 Tennessee (5) vs. Maryland (32), 1983 Florida Citrus Bowl
- 56 Tennessee (36) vs. Arkansas (20), 1990 Cotton Bowl

First Downs

First Downs

- 53 Tennessee (28) vs. Virginia (25), 1991 Sugar Bowl
- 53 Tennessee (28) vs. Clemson (25), 2004 Peach Bowl
- 51 Tennessee (29) vs. Northwestern (22), 1997 Florida Citrus Bowl

Fewest First Downs

- 14 Tennessee (5) vs. Rice (9), 1947 Orange Bowl
- 21 Tennessee (15) vs. Oklahoma (6), 1939 Orange Bowl
- 22 Tennessee (14) vs. Texas A&M (8), 1957 Gator Bowl

First Downs, Rushing

- 32 Tennessee (11) vs. Arkansas (21), 1990 Cotton Bowl
- 28 Tennessee (6) vs. Nebraska (22), 1998 Orange Bowl
- 27 Tennessee (12) vs. Virginia (15), 1991 Sugar Bowl

First Downs, Passing

- 36 Tennessee (23) vs. Northwestern (13), 1997 Florida Citrus Bowl
- 30 Tennessee (20) vs. Clemson (10), 2004 Peach Bowl
- 29 Tennessee (18) vs. Michigan (11), 2002 Florida Citrus Bowl

First Downs, Penalty

- 8# Tennessee (5) vs. Texas A&M (3), 2005 Cotton Bowl
- 7 Tennessee (3) vs. Arkansas (4), 1971 Liberty Bowl
- 7 Tennessee (2) vs. Miami (Fla.) (5), 1986 Sugar Bowl
- 7 Tennessee (1) vs. Clemson (6), 2004 Peach Bowl

Scoring

Points

- 76 Tennessee (48) vs. Northwestern (28), 1997 Florida Citrus Bowl
- 68 Tennessee (45) vs. Virginia Tech (23), 1994 Gator Bowl
- 62 Tennessee (45) vs. Michigan (17), 2002 Florida Citrus Bowl

Fewest Points

- 3 Tennessee (3) vs. Texas A&M (0), 1957 Gator Bowl
- 8 Tennessee (0) vs. Rice (8), 1947 Orange Bowl
- 10 Tennessee (7) vs. Maryland (3), 1974 Liberty Bowl

Points, Quarter

- 31 Tennessee (24) vs. Air Force (7), 1971 Sugar Bowl
- 31 Tennessee (21) vs. Virginia Tech (10), 1994 Gator Bowl
- 31 Tennessee (10) vs. Northwestern (21), 1997 Florida Citrus Bowl

Points, Half

- 52 Tennessee (31) vs. Northwestern (21), 1997 Florida Citrus Bowl
- 45 Tennessee (35) vs. Virginia Tech (10), 1994 Gator Bowl
- 42 Tennessee (7) vs. Penn State (35), 1992 Fiesta Bowl
- 42 Tennessee (14) vs. Nebraska (28), 1998 Orange Bowl

Touchdowns

- 9 Tennessee (6) vs. Virginia Tech (3), 1994 Gator Bowl
- 9 Tennessee (6) vs. Northwestern (3), 1997 Florida Citrus Bowl

Field Goals Attempted

- 7 Tennessee (1) vs. Maryland (6), 1983 Florida Citrus Bowl
- 6 Tennessee (2) vs. Virginia (4), 1991 Sugar Bowl
- 6 Tennessee (1) vs. Penn State (5), 2007 Outback Bowl

Field Goals Made

- 6 Tennessee (1) vs. Maryland (5), 1983 Florida Citrus Bowl
- 4 Tennessee (1) vs. Virginia (3), 1991 Sugar Bowl
- 4 Tennessee (1) vs. Maryland (3), 2002 Peach Bowl

* NCAA bowl record. # Tied NCAA bowl record.

NEW YORK CHARITY GAME

DEC. 5, 1931

TENNESSEE 13
NEW YORK U. 0

NEW YORK — It didn't count, at least according to NCAA statisticians, but Tennessee's first post-season bowl appearance came in the 1931 Charity Bowl game at Yankee Stadium.

The game was set up by New York City Mayor Jimmy Walker and was an intersectional clash between the Vols and the Violets of New York University. The Vols were 8-0-1 in 1931, with a 6-6 deadlock against Kentucky marring an otherwise perfect season.

It was Capt. Neyland's sixth year at the Vol helm and the Vols had compiled a 52-2-4 overall through the end of the 1931 season.

Herman Hickman's sensational defensive play earned him a spot on Grantland Rice's 1931 All-America team. Rice was so impressed with Hickman's performance that he named him to his All-America team on the basis of the Charity Bowl game alone.

Three future Vol College Football Hall of Fame members, Gene McEver, Beattie Feathers and Hickman, played in the contest. In addition, Capt. Neyland would also be inducted into the College Football Hall of Fame in 1956.

The Vols' second trip to New York was much better than their first. Seven years earlier, the Vols had lost to Army 41-0 at West Point.

Feathers and Deke Brackett had long touchdown runs and Hickman anchored the Vol defense as Tennessee defeated the Violets by a 13-0 count.

The game was one of a number of contests played during the Great Depression (mainly in 1931) to raise money for relief of the unemployed in response to the President's Committee on Mobilization of Relief Resources. In addition to the Charity Bowl, the Army-Navy games of 1930 and 1931 were played at Yankee Stadium. The NCAA does not recognize these games in the all-time bowl game records.

TENNESSEE 0 13 0 0 — 13
NEW YORK U. 0 0 0 0 — 0

TENN — Feathers 65 run (McEver run)
TENN — Brackett 75 punt return (Kick failed)

TEAM STATISTICS	TENN	NYU
First Downs	8	8
Rushes-Yards	42-109	46-77
Passing Yards	13	171
Passes (Att.-Comp.)	8-1	23-9
Total Offense	122	248
Total Offensive Plays	50	89
Fumbles-Lost	3-2	1-0
Penalties-Yards	1-5	10-90
Punts-Average	11-40	9-31

1939 ORANGE BOWL

JAN. 2, 1939

TENNESSEE 17
OKLAHOMA 0

MIAMI — Tennessee and Oklahoma squared off in the 1939 Orange Bowl in a classic battle of speed against size. And, when it was over, Tennessee's speed and stamina had won out by a 17-0 count. Tennessee had come into the game undefeated and No. 2 in the country and Oklahoma was riding a 14-game winning streak.

Tennessee scored first when a 15-yard penalty backed the Sooners to their 3-yard line. Vol tailback George Cafego returned the ensuing punt to the Sooner 27 and followed up the punt return with a key gain to the 12. Two plays later, Bob Foxx scored from the 8. The Vols scored a field goal after a Sooner fumble, a 22-yarder by Bowden Wyatt, and led 10-0 at the half.

Tennessee scored its final touchdown in the fourth quarter on a 19-yard run by Babe Wood on a reverse. The Vols polished off their eighth shutout of the season by stopping the Sooners the rest of the way and finished undefeated in 11 games.

It was a penalty-plagued game as tempers flared throughout the contest and more than 200 yards were assessed against the teams.

TENNESSEE 7 3 0 7 — 17
OKLAHOMA 0 0 0 0 — 0

TENN — Foxx 8 run (Wyatt run)
TENN — Wyatt 32 FG
TENN — Wood 19 run (Foxx kick)

TEAM STATISTICS	TENN	OKLA
First Downs	15	6
Rushing Yards	51-197	16-25
Passing Yards	63	69
Passes (Att.-Comp.-Int.)	13-4-0	27-10-1
Total Offensive Plays	64	43
Total Offensive Yards	260	94
Fumbles-Lost	2-1	4-3
Penalties-Yards	16-130	9-90
Punts-Average	12-36	13-40

TENNESSEE						
RUSHING	Att	Gain	Lost	Net	TD	Lg
Coffman	12	64	8	56	1	24
Cafego	13	58	13	45	0	19
PASSING	Att	Comp	Int	Yds	TD	Lg
Wood	5	2	0	40	0	23
RECEIVING	No	Yds	TD	Lg		
Cifers	1	23	0	23		

OKLAHOMA						
RUSHING	Att	Gain	Lost	Net	TD	Lg
McCullough	9	20	11	9	0	7
PASSING	Att	Comp	Int	Yds	TD	Lg
McCullough	19	7	1	37	0	22
RECEIVING	No	Yds	TD	Lg		
Clark	3	30	0	23		

1940 ROSE BOWL

JAN. 1, 1940

SOUTHERN CAL 14
TENNESSEE 0

PASADENA — The Vols were 10-0 in the 1939 season and did not give up a point, heading by train to Pasadena for the 1940 Rose Bowl undefeated in 23 games and unscored upon in 15, but both streaks came to a halt against Southern California.

It marked the first of two Vol appearances in the Rose Bowl in the decade of the 1940s, both against Southern Cal.

Playing without star tailback George Cafego, the victim of a knee injury against The Citadel earlier in the year, the Vols fumbled away a golden opportunity in the fourth period and fell 14-0.

Southern Cal racked up 229 yards rushing, scored in the second and fourth quarter and ran nearly double the plays from scrimmage to take the 14-0 triumph.

The 1939 Tennessee team was the last to hold a full season of opponents scoreless, with future College Football Hall of Famers George Cafego, Bob Suffridge and Ed Molinski leading the way. Major Bob Neyland was also named to the College Hall.

TENNESSEE 0 0 0 0 — 0
USC 0 7 0 7 — 14

USC — Schindler 1 run (J. Jones kick)
USC — Kreuger 2 pass from Schindler (Gaspar kick)

TEAM STATISTICS	TENN	USC
First Downs	9	18
Rushes-Yards	28-71	58-229
Passing Yards	70	43
Passes (Att.-Comp.-Int.)	12-6-1	14-7-1
Total Offensive Plays	37	72
Total Offensive Yards	141	272
Fumbles-Lost	1-1	1-0
Penalties-Yards	2-25	6-40
Punts-Average	11-39.2	8-40.1

TENNESSEE						
RUSHING	Att	Gain	Lost	Net	TD	Lg
Butler	5	47	7	40	0	16
Cafego	7	10	9	1	0	5
PASSING	Att	Comp	Int	Yds	TD	Lg
Butler	10	5	1	46	0	19
RECEIVING	No	Yds	TD	Lg		
Cifers	3	42	0	28		

SOUTHERN CALIFORNIA						
RUSHING	Att	Gain	Lost	Net	TD	Lg
Schindler	19	75	0	75	1	8
Lansdell	16	88	20	68	0	11
PASSING	Att	Comp	Int	Yds	TD	Lg
Schindler	5	4	0	25	1	11
RECEIVING	No	Yds	TD	Lg		
Banta	3	17	0	7		

1941 SUGAR BOWL

JAN. 1, 1941

 BOSTON COLLEGE 19
 TENNESSEE 13

NEW ORLEANS — Boston College and Tennessee met in the 1941 Sugar Bowl in a game that had all the earmarks of a David and Goliath story. Before a record crowd at Tulane Stadium, the underdog Boston College team had pulled off the upset and, to make matters worse, did it with a play taken directly from the Vols' playbook.

Tennessee scored first on a 4-yard run by Van Thompson and the conversion by Bob Foxx, but lost the ball on downs at the BC 11 and lost an interception at the BC 15. The half ended 7-0.

Boston College tied the score in the third period, blocking a Tennessee punt and scoring quickly. It had been seven years since a Vol punt was blocked. The Vols went back ahead as Buist Warren scored from the 2 and Tennessee led 13-7.

Boston College answered immediately as Mike Holovak scored from the 1 after a 70-yard drive. The point failed and it was 13-13 entering the final canto. With six minutes left, the Eagles disdained the ground game and three passes moved the ball to the Vol 24. Eagle tailback Charlie O'Rourke then ran left, raised his arm as if to pass and sprinted 24 yards for the touchdown. Eagle Coach Frank Leahy said after the game he had seen the play in a Vol film and added it to his playbook.

Tennessee saw two scoring chances in the fourth quarter go by the boards, as Foxx missed a field goal and the Vols lost a fumble at the BC 38.

 TENNESSEE 7 0 6 0-13
 BOSTON COLLEGE 0 0 13 6-19

TENN — Thompson 4 run (Foxx kick)
 BC — Connolly 12 run (Maznicki kick)
 TENN — Warren 2 run (Run failed)
 BC — Holovak 1 run (Kick failed)
 BC — O'Rourke 24 run (Kick failed)

TEAM STATISTICS		TENN	BC
First Downs		13	11
Rushes-Yards		48-124	36-142
Passing Yards		121	106
Passes (Att.-Comp.-Int.)		22-9-2	14-6-3
Total Offensive Plays		70	49
Total Offensive Yards		245	248
Fumbles-Lost		1-1	1-1
Penalties-Yards		4-36	3-25
Punts-Average		7-36	6-35

TENNESSEE						
RUSHING	Att	Gain	Lost	Net	TD	Lg
Foxx	7	41	2	39	0	17
Thompson	11	40	7	33	1	11
PASSING	Att	Comp	Int	Yds	TD	Lg
Thompson	9	4	1	42	0	13
RECEIVING	No	Yds	TD	Lg		
Coleman	3	49	0	29		

BOSTON COLLEGE						
RUSHING	Att	Gain	Lost	Net	TD	Lg
O'Rourke	7	52	13	39	1	24
PASSING	Att	Comp	Int	Yds	TD	Lg
O'Rourke	11	5	2	85	0	26
RECEIVING	No	Yds	TD	Lg		
Zabitski	2	39	0	20		

1943 SUGAR BOWL

JAN. 1, 1943

 TENNESSEE 14
 TULSA 7

NEW ORLEANS — Tennessee made its second trip to the Sugar Bowl in three years to play Henry Frank's pass-minded Tulsa Hurricane.

Despite a passing show by the Hurricanes' Glenn Dobbs, the Vols escaped with a 14-7 win. Tulsa scored first, but the Vols dominated the game from that point on to take the victory, racking up 208 yards rushing and holding Tulsa to minus-39 yards rushing. Bill Gold and Clyde "Ig" Fuson scored touchdowns and Denver Crawford blocked a punt for a safety as the Vols squared their bowl record at 2-2.

 TENNESSEE 0 6 2 6-14
 TULSA 0 7 0 0-7

TULSA — Purdin 9 pass from Dobbs (LaForce kick)
 TENN — Gold 3 run (Kick failed)
 TENN — Safety, Crawford blocks punt out of endzone
 TENN — Fuson 1 run (Kick failed)

TEAM STATISTICS	TENN	TULSA
First Downs	14	10
Rushing Yards	208	(-39)
Passing Yards	88	168
Passes (Att.-Comp.-Int.)	17-7-0	27-17-2
Total Offensive Yards	296	129
Fumbles-Lost	2-2	1-0
Penalty Yards	100	44
Punting Average	41	43

1945 ROSE BOWL

JAN. 1, 1945

 SOUTHERN CAL 25
 TENNESSEE 0

PASADENA — Tennessee finished 7-0-1 in 1944, but met its match against Southern California in the 1945 Rose Bowl, the second contest between the cross-country rivals in Pasadena in five seasons.

Tennessee had not fielded a team in 1943 and, given the green light by the conference to do so in 1944, put together an eight-game schedule that assembled talent available.

The Vols got good efforts from the 1944 team, but a lack of depth at key positions cost the Vols against the powerful USC team. Despite the loss, Tennessee coach John Barnhill was named SEC Coach of the Year.

 TENNESSEE 0 0 0 0-0
 USC 6 6 0 13-25

USC — Callahan 11 run on blocked punt (Kick failed)
 USC — Salata 19 pass from Hardy (Kick failed)
 USC — Hardy 9 run (West kick)
 USC — MacLachan 7 run (Kick failed)

TEAM STATISTICS	TENN	USC
First Downs	8	15
Rushing Yards	152	162
Passing Yards	17	45
Passes (Att.-Comp.-Int.)	14-3-1	15-5-0
Total Offensive Yards	169	207
Fumbles Lost	1	1
Penalty Yards	35	25
Punting Average	32.2	32.6



Tennessee and Southern California have twice met in Rose Bowls. The Trojans twice shut out the Vols, winning 14-0 in 1940 and 25-0 in 1945 (pictured).

1947 ORANGE BOWL

JAN. 1, 1947

RICE	8
TENNESSEE	0

MIAMI — Rice scored a touchdown and a safety in the first quarter and played defense and the kicking game in the best Tennessee tradition to defeat Bob Neyland's Volunteers 8-0 in the 1947 Orange Bowl.

Rice blocked two Vol punts in the first quarter, the second of which led to a safety and, combined with a touchdown drive of 83 yards, it was enough to win. The touchdown came on a lateral from Buddy Russ to Huey Kenney after Russ had run 25 yards to the Vol 25. Kenney took it in and Rice led.

Rice coach Jess Neely was then content to put the game in the hands of his defense, which held the Vols to five first downs and 137 yards.

The Vols had one big shot early in the second half, recovering a fumble at the Rice 18. But Rice intercepted a fourth-down pass and was in control from that point.

TENNESSEE	0	0	0	0	—	0
RICE	8	0	0	0	—	8

RICE — Safety, Murphy blocks punt out of end zone
RICE — Kenney 25 run on lateral from Russ (Kick blocked)

1951 COTTON BOWL

JAN. 1, 1951

TENNESSEE	20
TEXAS	14

DALLAS — Tennessee's once-defeated Volunteers dominated the second half and defeated Texas 20-14 in the 1951 Cotton Bowl. The Vols scored first, on a 5-yard pass from Herky Payne to John Gruble, a play set up by a now-historic 75-yard run by Hank Lauricella, on which he reversed his field three times and slowed only to allow his blockers to catch up.

The Longhorns rallied to take a 14-7 halftime lead, parlaying a blocked kick into one score and a pass into another. The Vols closed to one point early in the fourth quarter, when fullback Andy Kozar bulled in from the 5. Later in the quarter, Jim Hill intercepted a Longhorn pass and the Vols were goalward again.

The teams exchanged fumbles on two consecutive plays and the Vols took the Texas turnover in for the winning score. Kozar got 6, Lauricella hit Rechichar for 23 and ran for 11. Finally, Kozar scored his second touchdown and the Vols held off a late Texas charge to win 20-14.

TENNESSEE	7	0	0	13	—	20
TEXAS	0	14	0	0	—	14

TENN — Gruble 5 pass from Payne (Shires kick)
TEXAS — Townsend 5 run (Tompkins kick)
TEXAS — Dawson 35 pass from Tompkins (Tompkins kick)
TENN — Kozar 5 run (Kick failed)
TENN — Kozar 1 run (Shires kick)

TEAM STATISTICS		TENN	TEXAS
First Downs		18	12
Rushes-Yards		55-295	43-146
Passing Yards		45	97
Passes (Att.-Comp.-Int.)		8-3-2	14-5-1
Total Offensive Plays		63	57
Total Offensive Yards		340	243
Fumbles-Lost		4-1	1-1
Penalties-Yards		4-35	5-55
Punts-Average		6-32.8	7-29.3

TENNESSEE						
RUSHING	Att	Gain	Lost	Net	TD	Lg
Lauricella	16	154	23	131	0	75
Kozar	20	94	2	92	2	-
PASSING	Att	Comp	Int	Yds	TD	Lg
Lauricell	6	1	2	23	0	23
RECEIVING	No	Yds	TD	Lg		
Rechichar	1	23	0	23		

TEXAS						
RUSHING	Att	Gain	Lost	Net	TD	Lg
Townsend	23	107	2	105	1	-
PASSING	Att	Comp	Int	Yds	TD	Lg
Thompkins	14	5	1	97	1	-
RECEIVING	No	Yds	TD	Lg		
Stolhandske	3	32	0	-		

TEAM STATISTICS	TENN	RICE
First Downs	5	9
Rushing Yards	105	208
Passing Yards	32	0
Passes (Att.-Comp.-Int.)	19-4-4	4-0-2
Total Offensive Yards	137	208
Fumbles-Lost	2-0	4-3
Penalties-Yards	6-67	4-40
Punts-Average	15-38	13-44

1952 SUGAR BOWL

JAN. 1, 1952

MARYLAND	28
TENNESSEE	13

NEW ORLEANS — Tennessee went to New Orleans undefeated and the 1951 national champions. But the Vols fell victim to an undefeated Maryland team that scored 21 points in 16 minutes and never looked back. The final was 28-13.

Maryland uncorked a strong running game to lead 21-6 at the half and used a timely interception return for a touchdown to keep the Vols at bay.

Tennessee showed only flashes of the power that had been its trademark during the regular season. Vol tailback Herky Payne led two touchdown drives, but otherwise, the Maryland defense stopped the Vol attack, using an eight-man line.

It was Robert R. Neyland's last bowl game as the Volunteers head coach.

TENNESSEE	0	6	0	7	—	13
MARYLAND	7	14	7	0	—	28

UM — Fullerton 2 run (Decker kick)
UM — Shemonski 6 pass from Fullerton (Decker kick)
UM — Scarbath 1 run (Decker kick)
TENN — Rechichar 4 pass from Payne (Kick failed)
UM — Fullerton 46 interception return (Decker kick)
TENN — Payne 2 run (Rechichar kick)

TEAM STATISTICS		TENN	MD
First Downs		12	18
Rushes-Yards		35-81	64-289
Passing Yards		75	63
Passes (Att.-Comp.-Int.)		19-9-4	13-7-1
Total Offensive Plays		54	77
Total Offensive Yards		156	352
Fumbles-Lost		2-2	7-3
Penalties-Yards		2-20	12-120
Punts-Average		7-43.0	8-38.8

TENNESSEE						
RUSHING	Att	Gain	Lost	Net	TD	Lg
Payne	11	54	0	54	1	-
Kozar	9	29	0	29	0	-
PASSING	Att	Comp	Int	Yds	TD	Lg
Payne	14	7	1	61	1	-
RECEIVING	No	Yds	TD	Lg		
Rechichar	3	27	1	13		

MARYLAND						
RUSHING	Att	Gain	Lost	Net	TD	Lg
Modzelewski	28	153	0	153	0	-
PASSING	Att	Comp	Int	Yds	TD	Lg
Scarbath	9	6	0	57	0	-
RECEIVING	No	Yds	TD	Lg		
Shemonski	3	19	1	-		

**1953 COTTON BOWL**

JAN. 1, 1953

TEXAS 16
 TENNESSEE 0

DALLAS — Texas avenged the defeat to Tennessee in the 1951 Cotton Bowl, dominating the Vols 16-0. Tennessee could only make six first downs and was held to minus 14 yards rushing. Texas, on the other hand, rolled up 269 yards rushing and more than 300 yards total offense.

TENNESSEE 0 0 0 0 — 0
 TEXAS 2 7 0 7 — 16

TEXAS — Safety, Griffith tackled in end zone
 TEXAS — Dawson 3 run (Dawson kick)
 TEXAS — Quinn 1 run (Dawson kick)

TEAM STATISTICS		TENN	TEXAS
First Downs		6	20
Rushes-Yards		29-(-14)	78-269
Passing Yards		46	32
Passes (Att.-Comp.-Int.)		6-3-0	8-2-1
Total Offensive Plays		35	86
Total Offensive Yards		32	301
Fumbles-Lost		5-3	5-3
Penalties-Yards		3-30	5-55
Punts-Average		7-40.9	5-35.4

TENNESSEE						
RUSHING	Att	Gain	Lost	Net	TD	Lg
Schwanger	5	25	3	22	0	-

TEXAS						
RUSHING	Att	Gain	Lost	Net	TD	Lg
Ochoa	26	108	0	108	0	-

PASSING						
Att	Comp	Int	Yds	TD	Lg	
Shires	4	2	0	23	0	-

RECEIVING						
No	Yds	TD	Lg			
Morgan	2	23	0	-		

1957 SUGAR BOWL

JAN. 1, 1957

BAYLOR 13
 TENNESSEE 7

NEW ORLEANS — No. 11-rated Baylor beat Tennessee at its own game in the 1957 Sugar Bowl, turning four interceptions and a key fumble recovery into a 13-7 win over the previously undefeated and No. 2-ranked Volunteers.

Baylor scored first on a pass from Bobby Jones to Jerry Marcontell covering 12 yards. The touchdown drive had been keyed by Shofner's 54-yard run after a Johnny Majors quick-kick. Tennessee had two drives snuffed by interceptions in the first half and trailed 6-0 at intermission.

The Vols scored early in the third quarter as Majors and fullback Tommy Bronson led the charge downfield and Baylor contributed a key piling-on penalty. Majors scored from the 1 and Sammy Burklow's conversion gave the Vols a 7-6 lead. The Vols held that lead into the fourth quarter when Majors was hit on a punt return and fumbled at the Vol 15. Baylor recovered and moved in for the winning score.

The Vols had two last chances to score, but two Baylor interceptions and a sack of Vol tailback Bobby Gordon erased the Vols' last scoring opportunities.

TENNESSEE 0 0 7 0 — 7
 BAYLOR 0 6 0 7 — 13

BAYLOR — Marcontell 12 pass from Jones (Kick failed)
 TENN — Majors 1 run (Burklow kick)
 BAYLOR — Humphrey 1 run (Berry kick)

TEAM STATISTICS		TENN	BAYLOR
First Downs		11	14
Rushes-Yards		39-146	64-275
Passing Yards		16	24
Passes (Att.-Comp.-Int.)		10-1-4	11-3-0
Total Offensive Plays		49	75
Total Offense		162	299
Fumbles-Lost		1-1	2-0
Penalties-Yards		5-55	6-60
Punts-Average		5-41.6	8-32.6

TENNESSEE						
RUSHING	Att	Gain	Lost	Net	TD	Lg
Majors	15	59	8	51	1	-
Bronson	8	56	0	56	0	-

PASSING						
Att	Comp	Int	Yds	TD	Lg	
Majors	7	1	2	16	0	-

RECEIVING						
No	Yds	TD	Lg			
Urbano	1	16	0	16		

BAYLOR						
RUSHING	Att	Gain	Lost	Net	TD	Lg
Shofner	14	98	10	88	0	-

PASSING						
Att	Comp	Int	Yds	TD	Lg	
Jones	4	2	0	19	1	12

RECEIVING						
No	Yds	TD	Lg			
Marcontell	3	24	1	12		

1957 GATOR BOWL

DEC. 28, 1957

TENNESSEE 3
 TEXAS A&M 0

JACKSONVILLE — In Paul "Bear" Bryant's last game as Aggie head coach, Tennessee used a fourth quarter field goal by placekicker Sammy Burklow and a stubborn defense to hand the Aggies a 3-0 defeat on a wet and muddy Gator Bowl field. It was the lowest-scoring game in the history of the Gator Bowl and was played before a Gator Bowl-record crowd of 43,709.

The field goal was the first of Burklow's career and came from 17 yards out with 5:30 left to play in the game. It was a day for the defenses to shine as action was confined between the 35-yard lines.

The game was marked by the now-famous collision between Vol tailback Bobby Gordon and Aggie Heisman Trophy winner John David Crow on the Vols' march to the winning score. Both players recovered to continue play, with Gordon holding for Burklow's game-winning field goal.

TENNESSEE 0 0 0 3 — 3
 TEXAS A&M 0 0 0 0 — 0

TENN — Burklow 17 FG

TEAM STATISTICS		TENN	A&M
First Downs		14	8
Rushes-Yards		54-135	40-142
Passing Yards		56	27
Passes (Att.-Comp.-Int.)		6-4-0	8-3-0
Total Offensive Plays		60	48
Total Offense		191	169
Fumbles-Lost		2	1
Penalties-Yards		3-30	3-35
Punts-Average		8-36.0	7-38.0

TENNESSEE						
RUSHING	Att	Gain	Lost	Net	TD	Lg
Gordon	32	83	23	60	0	18

PASSING						
Att	Comp	Int	Yds	TD	Lg	
Gordon	6	4	0	56	0	19

RECEIVING						
No	Yds	TD	Lg			
Darty	2	26	0	17		

TEXAS A&M						
RUSHING	Att	Gain	Lost	Net	TD	Lg
Crow	14	56	10	46	0	13

PASSING						
Att	Comp	Int	Yds	TD	Lg	
Osborne	4	2	0	16	0	11

RECEIVING						
No	Yds	TD	Lg			
Smith	1	11	0	11		
Tracy	1	11	0	11		

1965 BLUEBONNET BOWL

DEC. 18, 1965

TENNESSEE 27
TULSA 6

HOUSTON — Tennessee made its first bowl appearance since the Gator Bowl victory over Texas A & M in 1957 and made it a successful return by taking the measure of the Tulsa Hurricanes 27-6 in a swampy Rice Stadium.

The game was played in the wettest weather that ever confronted a Tennessee team, a steady downpour that did not cease until long after the game was over.

The Vols took care of business quickly, moving to a 20-6 halftime lead by taking advantage of Tulsa turnovers and some brilliant work on the kicking game. Tulsa fumbles led to the Vol touchdowns by Hal Wantland and Dewey Warren and Jerry Smith's 45-yard punt return led to the third, another score by Warren. Glenn Gray's pass interception led to the final Vol score, an 11-yard burst by fullback Stan Mitchell.

Tulsa gained 250 yards through the air despite the wet conditions, but three fumbles and four Vol interceptions turned the game Tennessee's way.

TENNESSEE 6 14 7 0-27
TULSA 6 0 0 0-6

TENN — Wantland 4 pass from Warren (Kick failed)
TULSA — McDermott 1 run (Kick failed)
TENN — Warren 1 run (Leake kick)
TENN — Warren 1 run (Leake kick)
TENN — Mitchell 11 run (Leake kick)

TEAM STATISTICS		TENN		TULSA	
First Downs		11		16	
Rushes-Yards		49-181		24-73	
Passing Yards		37		250	
Passes (Att.-Comp.-Int.)		7-3-1		47-23-4	
Total Offensive Plays		56		71	
Total Offensive Yards		218		323	
Fumbles-Lost		4-2		3-3	
Penalties-Yards		8-80		1-15	
Punts-Average		6-42.8		5-35.0	
TENNESSEE					
RUSHING	Att	Gain	Lost	Net	TD Lg
Warren	18	46	7	39	2 14
Mitchell	7	49	0	49	1 18
PASSING	Att	Comp	Int	Yds	TD Lg
Warren	7	3	1	37	1 20
RECEIVING	No	Yds	TD	Lg	
Wantland	2	24	1	20	
TULSA					
RUSHING	Att	Gain	Lost	Net	TD Lg
Lakusiak	9	21	3	18	0 5
McDermott	7	37	0	37	1 16
PASSING	Att	Comp	Int	Yds	TD Lg
Anderson	47	23	4	250	0 38
RECEIVING	No	Yds	TD	Lg	
Twilley	8	78	0	13	
McDermott	7	74	0	14	

1966 GATOR BOWL

DEC. 31, 1966

TENNESSEE 18
SYRACUSE 12

JACKSONVILLE — Tennessee won its second consecutive bowl game under the tutelage of Doug Dickey, defeating Syracuse 18-12 in a game in which each team dominated one half.

Despite an early fumble that gave Syracuse favorable field position, the Vols got field goals from Gary Wright in the first and second quarters to lead 6-0. Another field goal appeared to be in the offing in the second period at the Syracuse 24, but the Vols caught Syracuse by surprise and quarterback Dewey Warren hit tight end Austin Denney instead for the touchdown and a 12-0 lead. Bill Young's interception led to the third Vol score, which came on a 2-yard strike from Warren to flanker Richmond Flowers.

Syracuse, led by the running of future pro stars Floyd Little and Larry Csonka, scored on their first possession of the second half. They lost the ball on downs at the Vol 3 later in the period and scored their final touchdown with 46 seconds left.

TENNESSEE 3 15 0 0-18
SYRACUSE 0 0 6 6-12

TENN — Wright 36 FG
TENN — Wright 38 FG
TENN — Denney 24 pass from Warren (Pass failed)
TENN — Flowers 2 pass from Warren (Kick failed)
SYR — Csonka 8 run (Kick failed)
SYR — Little 3 run (Run failed)

TEAM STATISTICS		TENN		SYR	
First Downs		14		20	
Rushes-Yards		29-85		57-348	
Passing Yards		244		16	
Passes (Att.-Comp.-Int.)		29-17-1		7-2-3	
Total Offensive Plays		58		64	
Total Offensive Yards		329		364	
Fumbles-Lost		2-2		3-1	
Penalties-Yards		4-44		7-79	
Punts-Average		3-43.0		2-39.5	
TENNESSEE					
RUSHING	Att	Gain	Lost	Net	TD Lg
Chadwick	12	50	3	47	0 9
PASSING	Att	Comp	Int	Yds	TD Lg
Warren	29	17	1	244	2 42
RECEIVING	No	Yds	TD	Lg	
Mills	8	86	0	12	
Flowers	5	80	1	37	
SYRACUSE					
RUSHING	Att	Gain	Lost	Net	TD Lg
Little	29	219	3	216	1 15
Csonka	18	114	0	114	1 16
PASSING	Att	Comp	Int	Yds	TD Lg
Cassala	7	2	3	16	0 8
RECEIVING	No	Yds	TD	Lg	
Little	2	16	0	16	

1968 ORANGE BOWL

JAN. 1, 1968

OKLAHOMA 26
TENNESSEE 24

MIAMI — A night football game, this time at Miami's Orange Bowl, became the Vols' undoing for the second time in the 1967 season. The Vols closed the 1967 season the way they opened it, with a loss under the lights. While UCLA was the culprit in the opener, Oklahoma edged the Vols in the season finale.

The Vols fell behind 19-0 in the first half and saw their first series of the second half stopped at the Oklahoma 14. But, on the ensuing series, Jimmy Glover returned a pass interception 36 yards for a touchdown and the Vols were back in the game. With 5:07 left in the third quarter, Charley Fulton scored and it was 19-14 as the fourth quarter began.

The Vols closed to 19-17, before giving up an interception that the Sooners returned for a touchdown. Warren brought the Vols back once again, capping a 77-yard drive with a 1-yard sneak and it was 26-24.

The Vols took possession at the Oklahoma 43 when Steve Owens was stopped short on fourth-and-1 and worked the ball to the 27 with time running out. But Karl Kremser's field goal faded wide right and Oklahoma had the game.

TENNESSEE 0 0 14 10-24
OKLAHOMA 7 12 0 7-26

OKLA — Warmack 7 run (Vachon kick)
OKLA — Hinton 20 pass from Warmack (Kick failed)
OKLA — Owens 1 run (Run failed)
TENN — Glover 36 pass interception (Kremser kick)
TENN — Fulton 5 run (Kremser kick)
OKLA — Stephenson 25 interception return (Vachon kick)
TENN — Kremser 26 FG
TENN — Warren 1 run (Kremser kick)

TEAM STATISTICS		TENN		OKLA	
First Downs		18		18	
Rushes-Yards		44-172		50-203	
Passing Yards		160		107	
Passes (Att.-Comp.-Int.)		24-12-2		18-9-3	
Total Offensive Plays		68		68	
Total Offensive Yards		332		310	
Fumbles-Lost		1-1		0-0	
Penalties-Yards		4-27		2-10	
Punts-Average		2-32.0		5-47.0	
TENNESSEE					
RUSHING	Att	Gain	Lost	Net	TD Lg
Chadwick	12	72	0	72	0 19
PASSING	Att	Comp	Int	Yds	TD Lg
Warren	23	12	2	160	0 27
RECEIVING	No	Yds	TD	Lg	
Flowers	4	59	0	27	
DeLong	4	53	0	16	
OKLAHOMA					
RUSHING	Att	Gain	Lost	Net	TD Lg
Warmack	17	99	18	81	1 38
Owens	17	61	0	61	1 12
PASSING	Att	Comp	Int	Yds	TD Lg
Warmack	18	9	2	107	1 22
RECEIVING	No	Yds	TD	Lg	
Hinton	5	87	1	22	

**1969 COTTON BOWL**

JAN. 1, 1969

TEXAS 36
 TENNESSEE 13

DALLAS — The other "Big Orange," the Texas Longhorns, rolled up 513 yards in total offense and held the white-shirted Vols to just 83 yards rushing in taking a convincing 36-13 triumph in the 1969 Cotton Bowl.

The Texans jumped to a 28-0 halftime lead, parlaying a crunching ground attack spiced by the passing combination of Jim Street and Cotton Speyrer. The Vols had an early shot at the Longhorns, but a 57-yard field goal missed and the Longhorns assumed command. The Longhorns intercepted three Vol passes.

Sub quarterback Bobby Scott gave the Vols a spark, throwing second half touchdown passes to Gary Kreis and Mike Price.

TENNESSEE 0 0 7 6 — 13
 TEXAS 13 15 8 0 — 36

TEX — Worster 14 run (Feller kick)
 TEX — Speyrer 78 pass from Street (Kick failed)
 TEX — Koy 9 run (Feller kick)
 TEX — Gilbert 5 run (Speyrer, pass from Street)
 TENN — Kreis 17 pass from Scott (Kremser kick)
 TEX — Speyrer 79 pass from Street (Bradley run)
 TENN — Price 3 pass from Scott (Pass failed)

TEAM STATISTICS		TENN	TEXAS
First Downs		16	22
Rushes-Yards		35-83	60-279
Passing Yards		192	234
Passes (Att.-Comp.-Int.)		41-16-3	14-8-1
Total Offensive Plays		76	74
Total Offensive Yards		275	513
Fumbles Lost		5-0	3-2
Penalties-Yards		4-17	5-60
Punts-Average		8-42.1	7-40.7

TENNESSEE						
RUSHING	Att	Gain	Lost	Net	TD	Lg
Scott	11	44	36	8	0	12

PASSING						
	Att	Comp	Int	Yds	TD	Lg
Scott	30	11	3	159	2	41

RECEIVING				
	No	Yds	TD	Lg
Kreis	3	77	1	41

TEXAS				
RUSHING	Att	Gain	TD	Lg
Gilbert	13	82	1	16
Worster	10	85	1	26

PASSING						
	Att	Comp	Int	Yds	TD	Lg
Street	13	7	1	200	2	79

RECEIVING				
	No	Yds	TD	Lg
Speyer	5	161	2	79

1969 GATOR BOWL

DEC. 27, 1969

FLORIDA 14
 TENNESSEE 13

JACKSONVILLE — Before a Gator Bowl-record crowd of 72,248, SEC champion Tennessee went down in defeat to a Florida team which, like the Vols, had far exceeded expectations during the regular season.

Damage from the heralded passing duo of John Reaves and Carlos Alvarez was held to manageable proportions, but Tennessee's inability to score inside the 10 sealed the Vols' fate.

Workhorse running back Curt Watson gained 121 yards on 25 carries and tight end Ken DeLong caught five passes for 50 yards. But a blocked punt that Florida turned into a touchdown was the ultimate difference.

TENNESSEE 0 10 0 3 — 13
 FLORIDA 7 0 7 0 — 14

FLA — Kelley 8 return of blocked punt (Franco kick)
 TENN — Hunt 20 FG
 TENN — McClain 12 pass from Scott (Hunt kick)
 FLA — Alvarez 9 pass from Reaves (Franco kick)
 TENN — Hunt 26 FG

TEAM STATISTICS		TENN	FLA
First Downs		23	15
Rushes-Yards		43-214	37-90
Passing Yards		174	161
Passes (Att.-Comp.-Int.)		34-12-2	27-15-0
Total Offensive Plays		77	64
Total Offensive Yards		388	251
Fumbles-Lost		1-1	1-1
Penalties-Yards		3-24	2-58
Punts-Average		2-15.0	7-31.6

TENNESSEE						
RUSHING	Att	Gain	TD	Lg		
Watson	25	121	0	13		

PASSING						
	Att	Comp	Int	Yds	TD	Lg
Scott	34	12	2	174	1	35

RECEIVING				
	No	Yds	TD	Lg
DeLong	5	50	0	18
Kreis	4	82	0	35

FLORIDA				
RUSHING	Att	Gain	TD	Lg
Durrance	22	62	0	9

PASSING						
	Att	Comp	Int	Yds	TD	Lg
Reaves	26	15	0	161	1	31

RECEIVING				
	No	Yds	TD	Lg
Maliska	6	54	0	20
Alvarez	4	51	1	18

1971 SUGAR BOWL

JAN. 1, 1971

TENNESSEE 34
 AIR FORCE 13

NEW ORLEANS — Tennessee broke a three-game bowl losing streak at the expense of a highly-touted Air Force team. Scoring a record 24 points in the first quarter, the Vols rolled to a convincing 34-13 triumph, finishing the 1970 season with a then school-record 11-1 worksheet.

The first 12 minutes were nothing but fun for Vol partisans. The Vols scored the first four times they had the ball and mounted a 24-0 lead with 3:21 left in the opening quarter. Don McLeary scored twice, George Hunt booted a field goal and Gary Theiler caught a touchdown pass from game-MVP Bobby Scott.

A rugged Tennessee defense thwarted the Air Force offense time after time. Led by Ray Nettles, Tim Priest and Jamie Rotella, the Vols held Air Force to minus 12 yards rushing. The Vols secondary continued its assault, grabbing four interceptions. The Vols also covered four Air Force fumbles.

TENNESSEE 24 0 7 3 — 34
 AIR FORCE 7 0 6 0 — 13

TENN — McLeary 5 run (Hunt kick)
 TENN — Hunt 30 FG
 TENN — McLeary 20 run (Hunt kick)
 TENN — Theiler 10 pass from Scott (Hunt kick)
 AF — Haas fumble recovery in end zone (Barry kick)
 TENN — Majors 57 punt return (Hunt kick)
 AF — Bassa 27 pass from Parker (Kick failed)
 TENN — Hunt 33 FG

TEAM STATISTICS		TENN	AFA
First Downs		24	15
Rushes-Yards		42-86	24-(-12)
Passing Yards		306	239
Passes (Att.-Comp.-Int.)		46-24-2	46-23-4
Total Offensive Plays		88	70
Total Offensive Yards		392	227
Fumbles-Lost		7-3	7-4
Penalties-Yards		8-74	0-0
Punts-Average		5-31.4	8-34.5

TENNESSEE				
RUSHING	Att	Gain	TD	Lg
Watson	14	57	0	11
McLeary	14	39	2	20

PASSING						
	Att	Comp	Int	Yds	TD	Lg
Scott	40	22	2	288	1	46

RECEIVING				
	No	Yds	TD	Lg
Thompson	9	125	0	25

AIR FORCE				
RUSHING	Att	Gain	TD	Lg
Bream	16	16	0	6

PASSING						
	Att	Comp	Int	Yds	TD	Lg
Parker	46	23	4	239	1	27

RECEIVING				
	No	Yds	TD	Lg
Bassa	10	114	1	27
Bolen	6	60	0	22

1971 LIBERTY BOWL

DEC. 20, 1971

TENNESSEE 14
ARKANSAS 13

MEMPHIS — Late in the fourth quarter, Arkansas looked to be a sure winner of the 1971 Liberty Bowl game only to see the game get away and Tennessee had enough left in the tank to grab an improbable victory.

A packed house at the Liberty Bowl that was nearly evenly divided in its loyalties saw the two schools battle for the first time since 1907 on a cold December evening.

Leading 13-7 and apparently dominating the game, the Razorbacks had a potential game-winning field goal nullified by a penalty. A series later, the Hogs lost a fumble after a completed pass at their 36.

With the break, the Vols struck quickly for the winning score, just as Gen. Neyland's game maxims had said. Quarterback Jim Maxwell, pressed into service in the Tulsa game earlier in the season and who was undefeated as a starter, hit tight end Gary Theiler to the Arkansas 19 to get the Vols in position.

Fullback Curt Watson, "The Crossville Comet," who was closing out a brilliant career in Orange and White, finished the drive with a 17-yard touchdown run, making a nifty move at the goal to find paydirt. George Hunt's extra point was the margin of victory. Eddie Brown had an interception on the ensuing series to seal the deal.

The narrow victory enabled the Vols to finish No. 9 in both national polls and finish 10-2 for the second year in a row. It was the first of three Liberty Bowl wins for the Vols, the others coming in 1974 and 1986.

TENNESSEE	7	0	0	7-14
ARKANSAS	0	7	0	6-13

TENN — Rudder 2 run (Hunt kick)
ARK — Hodge 36 pass from Ferguson (McClard kick)
ARK — McClard 19 FG
ARK — McClard 30 FG
TENN — Watson 17 run (Hunt kick)

TEAM STATISTICS		TENN	ARK
First Downs		15	22
Rushes-Yards		34-97	46-167
Passing Yards		142	200
Passes (Att.-Comp.-Int.)		21-11-3	28-18-3
Total Offensive Plays		55	74
Total Offensive Yards		239	367
Fumbles-Lost		1-1	2-2
Penalties-Yards		7-73	6-85
Punts-Average		5-43.8	3-43.6

TENNESSEE					
RUSHING	Att	Gain	TD	Lg	
Chancey	12	34	0	9	
Watson	11	39	1	17	

PASSING						
	Att	Comp	Int	Yds	TD	Lg
Maxwell	20	10	3	120	0	26

RECEIVING					
	No	Yds	TD	Lg	
Theiler	3	53	0	22	
Love	3	37	0	22	

ARKANSAS					
RUSHING	Att	Gain	TD	Lg	
Saint	17	71	0	11	

PASSING						
	Att	Comp	Int	Yds	TD	Lg
Ferguson	28	18	3	200	1	36

RECEIVING					
	No	Yds	TD	Lg	
Hodge	6	75	1	36	

1972 BLUEBONNET BOWL

DEC. 30, 1972

TENNESSEE 24
LSU 17

HOUSTON — Condredge Holloway turned in his most electrifying performance of the season, completing 11 of 19 passes for 94 yards and rushing for 74 yards in 19 carries, to lead the Vols past SEC rival Louisiana State 24-17 in the 1972 Astro-Bluebonnet Bowl.

Holloway, who was named the game's outstanding player, led the Vols to a 24-3 halftime lead, scoring twice and throwing a touchdown pass to tight end Jimmy Young. Known as the "Artful Dodger," Holloway kept the Tigers off balance the first 30 minutes and left Vol fans wondering what might be ahead for the diminutive signal-caller from Huntsville, Ala.

Things got tense for the Vols in the second half as Louisiana State All-America Bert Jones led the Tigers to two second half scores and was threatening a third when All-America and senior defensive back Conrad Graham clearly broke up a fourth down pass at the Vol 10 to preserve the victory.

Tennessee's Carl Johnson was named the defensive player of the game. The game ended a 31-5 worksheet for the Vol senior class.

TENNESSEE	14	10	0	0-24
LOUISIANA STATE	3	0	7	7-17

LSU — Jackson 29 FG
TENN — Young 6 pass from Holloway (Townsend kick)
TENN — Holloway 15 run (Townsend kick)
TENN — Townsend 33 FG
TENN — Holloway 10 run (Townsend kick)
LSU — Jones 2 run (Jackson kick)
LSU — Davis 1 run (Jackson kick)

TEAM STATISTICS		TENN	LSU
First Downs		17	18
Rushes-Yards		41-179	52-187
Passing Yards		94	90
Passes (Att.-Comp.-Int.)		19-11-1	20-7-1
Total Offensive Plays		60	72
Total Offensive Yards		273	277
Fumbles-Lost		0-0	1-0
Penalties-Yards		4-35	3-35
Punts-Average		6-41.2	5-37.0

TENNESSEE							
RUSHING	Att	Gain	Lost	Net	TD	Lg	
Holloway	19	96	22	74	2	11	
Chancey	13	73	0	73	0	9	

PASSING							
	Att	Comp	Int	Yds	TD	Lg	
Holloway	19	11	1	94	1	21	

RECEIVING							
	No	Yds	TD	Lg			
Stanback	4	41	0	14			

LSU							
RUSHING	Att	Gain	Lost	Net	TD	Lg	
Davis	16	89	1	88	1	15	

PASSING							
	Att	Comp	Int	Yds	TD	Lg	
Jones	19	7	0	90	0	22	

RECEIVING							
	No	Yds	TD	Lg			
Boyd	2	33	0	20			

1973 GATOR BOWL

DEC. 29, 1973

TEXAS TECH 28
TENNESSEE 19

JACKSONVILLE — Tennessee and Texas Tech gave the 62,000-plus fans on hand an exciting offensive show that was another in a series of 1973 games that went down to the wire before a winner was determined. This time, however, it was Texas Tech jumping to an early lead and hanging on for a 28-19 victory.

The Red Raiders jumped to a 14-0 lead on the running and passing of quarterback Joe Barnes and led 14-3 at the half as Ricky Townsend got the Vols on the board with a 30-yard field goal.

Haskel Stanback led the Vols' second-half rally, running for one touchdown and catching a pass from Condredge Holloway for another. The Vols closed to 21-19, but misfired on a two-point conversion and a field goal before a long run and subsequent touchdown put the game away for the Texans.

Stanback gained 95 yards in 19 carries and was named Tennessee's outstanding player.

TENNESSEE	0	3	10	6-19
TEXAS TECH	7	7	7	7-28

TECH — Barnes 7 run (Grimes kick)
TECH — Williams 79 pass from Barnes (Grimes kick)
TENN — Townsend 30 FG
TENN — Stanback 5 run (Townsend kick)
TECH — Tillman 7 pass from Barnes (Grimes kick)
TENN — Townsend 37 FG
TENN — Stanback 7 pass from Holloway (Pass failed)
TECH — Isaac 3 run (Grimes kick)

TEAM STATISTICS		TENN	TECH
First Downs		18	19
Rushes-Yards		49-153	55-276
Passing Yards		190	154
Passes (Att.-Comp.-Int.)		28-17-1	11-8-0
Total Offensive Plays		77	66
Total Offensive Yards		343	430
Fumbles-Lost		1-1	3-2
Penalties-Yards		1-3	5-55
Punts-Average		4-40.5	6-40.9

TENNESSEE					
RUSHING	Att	Gain	TD	Lg	
Stanback	19	95	0	9	

PASSING						
	Att	Comp	Int	Yds	TD	Lg
Holloway	27	17	1	190	1	27

RECEIVING					
	No	Yds	TD	Lg	
Yarbrough	4	28	0	9	

TEXAS TECH					
RUSHING	Att	Gain	TD	Lg	
Isaac	19	67	1	14	

PASSING						
	Att	Comp	Int	Yds	TD	Lg
Barnes	11	8	0	154	2	79

RECEIVING					
	No	Yds	TD	Lg	
Williams	3	94	1	79	



1974 LIBERTY BOWL

DEC. 16, 1974

TENNESSEE 7
MARYLAND 3

MEMPHIS — Two Vol sophomores teamed up for the winning score in the 1974 Liberty Bowl. Randy Wallace, subbing for the injured Condredge Holloway, threw an 11-yard touchdown pass to Larry Seivers, who outleaped two defenders with 2:44 left in the game to subdue the Terps 7-3.

Led by All-America tackle Randy White, Maryland had kept the Vols bottled up throughout the cold December night in Memphis. The Terps got a second quarter field goal and almost made it stand up.

Mike Gayles, who gained 106 yards in 17 carries, was named the Vols' outstanding offensive player. Defensive end Ron McCartney was the Vols' defensive standout.

TENNESSEE	0	0	0	7 — 7
MARYLAND	0	3	0	0 — 3

UM — Mike-Meyer 28 FG

TENN — Seivers 11 pass from Wallace (Townsend kick)

TEAM STATISTICS		TENN		MD	
First Downs		15		16	
Rushes-Yards		54-173		42-108	
Passing Yards		65		158	
Passes (Att.-Comp.-Int.)		16-7-0		24-15-2	
Total Offensive Plays		70		66	
Total Offensive Yards		238		266	
Fumbles-Lost		4-2		3-3	
Penalties-Yards		8-69		4-63	
Punts-Average		7-39.1		6-41.0	

TENNESSEE						
RUSHING	Att	Gain	TD	Lg		
Gayles	17	106	0	17		

TENNESSEE						
PASSING	Att	Comp	Int	Yds	TD	Lg
Holloway	15	6	0	54	0	14

RECEIVING						
	No	Yds	TD	Lg		
Seivers	4	38	1	14		

MARYLAND						
RUSHING	Att	Gain	TD	Lg		
Carter	22	65	0	16		

MARYLAND						
PASSING	Att	Comp	Int	Yds	TD	Lg
Avellini	22	15	2	158	0	28

RECEIVING						
	No	Yds	TD	Lg		
Carter	6	68	0	28		

1979 BLUEBONNET BOWL

DEC. 31, 1979

PURDUE 27
TENNESSEE 22

HOUSTON — Tennessee, making its first bowl appearance in five years, saw a gutty second half comeback fall short in the waning moments of the fourth quarter. Trailing 21-0 in the third quarter, the Vols rallied to take the lead 22-21 late in the fourth quarter. But Purdue quarterback Mark Herrmann threw the game-winner, a 17-yard toss to Charley Young, with just 1:30 remaining.

The Vols' comeback was triggered by an 8-yard Jimmy Streater pass to halfback Glenn Ford. The second Vol touchdown came on a pass from wingback Phil Ingram to tailback James Berry. When Hubert Simpson scored the two-pointer, the Vols were back in the game. The Vols took the lead as Simpson scored and caught the two-point conversion.

All-America defensive back Roland James was the Defensive Player of the Game, with eight unassisted tackles and a 19-yard punt return to his credit. Streater finished with 270 yards rushing and passing.

TENNESSEE	0	0	6	16 — 22
PURDUE	0	14	7	6 — 27

PURDUE — McCall 6 run (Seibel kick)
 PURDUE — Berrell 12 pass from Herrmann (Seibel kick)
 PURDUE — Young 12 pass from Herrmann (Seibel kick)
 TENN — Ford 8 pass from Streater (Pass failed)
 TENN — Berry 15 pass from Ingram (Simpson run)
 TENN — Simpson 1 run (Simpson pass from Streater)
 PURDUE — Young 17 pass from Herrmann (Pass failed)

TEAM STATISTICS		TENN		PURDUE	
First Downs		19		31	
Rushes-Yards		41-146		53-180	
Passing Yards		234		303	
Passes (Att.-Comp.-Int.)		36-17-3		39-21-0	
Total Offensive Plays		77		92	
Total Offensive Yards		380		483	
Fumbles-Lost		3-2		2-1	
Penalties-Yards		7-56		3-25	
Punts-Average		6-38.0		7-43.6	

TENNESSEE						
RUSHING	Att	Gain	TD	Lg		
Simpson	16	47	1	9		

TENNESSEE						
PASSING	Att	Comp	Int	Yds	TD	Lg
Streater	34	16	3	219	1	56

RECEIVING						
	No	Yds	TD	Lg		
Gault	4	22	0	8		

PURDUE						
RUSHING	Att	Gain	TD	Lg		
McCall	18	91	1	15		

PURDUE						
PASSING	Att	Comp	Int	Yds	TD	Lg
Herrmann	39	21	0	303	3	38

RECEIVING						
	No	Yds	TD	Lg		
Burrell	8	144	1	32		

1981 GARDEN STATE BOWL

DEC. 13, 1981

TENNESSEE 28
WISCONSIN 21

EAST RUTHERFORD — Steve Alatorre completed 24 of 42 passes for 315 yards and one touchdown as the Vols defeated Wisconsin 28-21.

After Wisconsin went ahead 7-3 in the first quarter, Willie Gault returned the ensuing kickoff 87 yards for a touchdown and the Vols were never headed. Alatorre hit wide receiver Anthony Hancock, who made 11 catches on the day, with a 43-yard scoring strike and the Vols led 21-7 at the half. The Vol defense did its part with two first-half interceptions.

Wisconsin's Randy Wright kept the Badgers in the game in the second half, throwing two touchdown passes, but Alatorre's 6-yard run in the fourth quarter proved to be the difference.

Both Alatorre and Hancock made their final Vol game their best. Alatorre was named the game's outstanding player. Defensively, tackle Reggie White led the Vols.

TENNESSEE	13	8	0	7 — 28
WISCONSIN	7	0	0	14 — 21

TENN — Reveiz 22 FG
 WIS — Cole 3 run (Doran kick)
 TENN — Gault 87 kickoff return (Reveiz kick)
 TENN — Reveiz 44 FG
 TENN — Hancock 43 pass from Alatorre (Cofer pass from Alatorre)
 WIS — Nault 6 pass from Wright (Doran kick)
 TENN — Alatorre 6 run (Reveiz kick)
 WIS — McFadden 11 pass from Wright (Doran kick)

TEAM STATISTICS		TENN		WIS	
First Downs		27		22	
Rushes-Yards		43-89		39-177	
Passing Yards		315		212	
Passes (Att.-Comp.-Int.)		42-24-0		37-14-3	
Total Offensive Plays		85		76	
Total Offensive Yards		404		389	
Fumbles-Lost		4-0		1-1	
Penalties-Yards		8-84		6-73	
Punts-Average		6-45.2		6-36.7	

TENNESSEE						
RUSHING	Att	Gain	Lost	Net	TD	Lg
Berry	10	44	0	44	0	11

TENNESSEE						
PASSING	Att	Comp	Int	Yds	TD	Lg
Alatorre	42	24	0	315	1	43

RECEIVING						
	No	Yds	TD	Lg		
Hancock	11	196	1	43		

WISCONSIN						
RUSHING	Att	Gain	Lost	Net	TD	Lg
Cole	9	39	0	39	1	9

WISCONSIN						
PASSING	Att	Comp	Int	Yds	TD	Lg
Wright	21	9	1	123	2	27

RECEIVING						
	No	Yds	TD	Lg		
Nault	5	85	1	27		

1982 PEACH BOWL

DEC. 31, 1982

IOWA 28
TENNESSEE 22

ATLANTA — Iowa built a 21-7 first half lead, keyed by three Chuck Long touchdown passes, and weathered a second half Vol rally to win the 1982 Peach Bowl 28-22.

Tennessee's second-half comeback was led by quarterback Alan Cockrell and running backs Chuck Coleman and Doug Furnas. The Vols came off the mat to register two touchdowns and a field goal to close to 28-22 late in the fourth quarter.

With the clock winding down, the outcome hinged on two short yardage plays the Hawkeyes stopped at their 7. On third-and-2, Cockrell's pass was deflected. On fourth down, the Vol signal-caller was stopped short on a counter-option.

Cockrell completed 22 of 41 passes for 221 yards and one touchdown and was named Tennessee's Outstanding Player by CBS broadcasters.

TENNESSEE 7 0 12 3—22
IOWA 0 21 7 0—28

TENN — Cockrell 6 run (Revez kick)
IOWA — Moriz 57 pass from Long (Nichol kick)
IOWA — Harmon 18 pass from Long (Nichol kick)
IOWA — Harmon 8 pass from Long (Nichol kick)
TENN — Coleman 10 run (Kick blocked)
IOWA — Phillips 2 run (Nichol kick)
TENN — Gault 19 pass from Cockrell (Pass failed)
TENN — Revez 27 FG

TEAM STATISTICS		TENN	IOWA
First Downs		23	24
Rushes-Yards		38-154	43-110
Passing Yards		221	304
Passes (Att.-Comp.-Int.)		41-22-0	26-19-1
Total Offensive Plays		79	69
Total Offensive Yards		375	414
Fumbles-Lost		2-1	1-1
Penalties-Yards		7-47	3-30
Punts-Average		5-45.2	5-34.6
Time of Possession		30:55	29:05

TENNESSEE						
RUSHING	Att	Gain	Lost	Net	TD	Lg
Furnas	12	52	0	52	0	16
PASSING						
	Att	Comp	Int	Yds	TD	Lg
Cockrell	41	22	0	221	1	22
RECEIVING						
	No	Yds	TD	Lg		
Wilson	7	62	0	15		

IOWA						
RUSHING	Att	Gain	Lost	Net	TD	Lg
Gill	16	78	8	70	0	15
PASSING						
	Att	Comp	Int	Yds	TD	Lg
Long	26	19	1	304	3	57
RECEIVING						
	No	Yds	TD	Lg		
Moritz	8	168	1	57		

1983 FLORIDA CITRUS BOWL

DEC. 17, 1983

TENNESSEE 30
MARYLAND 23

ORLANDO — The Vols closed out their finest season since 1972, scoring four fourth quarter touchdowns to defeat Maryland 30-23, before a sell-out crowd of 50,500 and millions more on ESPN.

Johnnie Jones and Alan Cockrell were the Vols' offensive standouts. Jones gained 154 yards on 29 carries and tallied twice, part of the Vols 201-yard ground attack. Cockrell completed 16 of 23 passes for 185 yards and one touchdown. Clyde Duncan caught six passes for 59 yards and Lenny Taylor caught four for 68 yards and one touchdown.

The Vols were led on defense by linebacker Alvin Toles, who recovered a fumble and intercepted a pass, both efforts leading to Vol scores. The Vols also held the Terrapins to 95 yards on the ground.

The Vols finished the year No. 15 by *The New York Times*, No. 17 by *USA Today* and No. 14 by *Sports Illustrated*.

TENNESSEE 7 3 6 14—30
MARYLAND 3 6 11 3—23

UM — Atkinson 18 FG
TENN — Taylor 12 pass from Cockrell (Revez kick)
UM — Atkinson 48 FG
UM — Atkinson 31 FG
TENN — Revez 25 FG
UM — Atkinson 22 FG
TENN — Henderson 19 run (Pass failed)
UM — Badjanek 3 run (Badjanek run)
TENN — Jones 1 run (Revez kick)
TENN — Jones 2 run (Revez kick)
UM — Atkinson 26 FG

TEAM STATISTICS		TENN	MD
First Downs		25	17
Rushes-Yards		49-201	34-95
Passing Yards		185	253
Passes (Att.-Comp.-Int.)		23-16-1	28-18-1
Total Offensive Plays		72	62
Total Offensive Yards		386	348
Fumbles-Lost		1-1	3-1
Penalties-Yards		1-5	6-32
Punts-Average		1-47.0	0-0
Time of Possession		30:12	29:48

TENNESSEE						
RUSHING	Att	Gain	Lost	Net	TD	Lg
Jones	29	154	0	154	2	19
PASSING						
	Att	Comp	Int	Yds	TD	Lg
Cockrell	23	16	1	185	1	25
RECEIVING						
	No	Yds	TD	Lg		
Duncan	6	59	0	21		

MARYLAND						
RUSHING	Att	Gain	Lost	Net	TD	Lg
Joyner	17	58	0	58	0	7
PASSING						
	Att	Comp	Int	Yds	TD	Lg
Reich	22	14	1	192	0	30
RECEIVING						
	No	Yds	TD	Lg		
Davis	4	66	0	28		
Joyner	4	65	0	30		

1984 SUN BOWL

DEC. 22, 1984

MARYLAND 28
TENNESSEE 27

EL PASO — Maryland, trailing 21-0 to Tennessee after the first half, scored 22 points in the third quarter and grimly held on for a 28-27 victory in the 1984 Sun Bowl. The issue was in doubt until Maryland defensive back Keeta Covington jarred the ball loose from the Vols' Tony Robinson, just when the Vols looked to be in position to win on a last-second field goal attempt.

The Vols jumped to the early lead on the running of tailback Johnnie Jones and the passing combo of Robinson to Tim McGee. Fuad Revez added two field goals and the Vols appeared in control.

Maryland reeled off 22 consecutive points in the third quarter, before Pete Panuska gave the Vols their last lead of the game, returning a Maryland kickoff 100 yards for the go-ahead score. Maryland's Rick Badjanek scored the game-winner with 2:28 left. But it remained for Covington to make his big play to secure the Maryland victory.

TENNESSEE 10 11 6 0—27
MARYLAND 0 0 22 6—28

TENN — Jones 2 run (Revez kick)
TENN — Revez 24 FG
TENN — Revez 52 FG
TENN — McGee 6 pass from Robinson (McGee pass from Robinson)
UM — Neal 57 run (Pass failed)
UM — Atkinson 23 FG
UM — Badjanek 1 run (Pass failed)
UM — Edmunds 40 pass from Reich (Atkinson kick)
TENN — Panuska 100 kickoff return (Pass failed)
UM — Badjanek 1 run (Pass failed)

TEAM STATISTICS		TENN	MD
First Downs		13	22
Rushes-Yards		34-148	54-229
Passing Yards		132	201
Passes (Att.-Comp.-Int.)		24-15-0	28-17-1
Total Offensive Plays		58	82
Total Offensive Yards		280	430
Fumbles-Lost		2-2	2-2
Penalties-Yards		6-49	8-63
Punts-Average		5-42.4	4-47.0
Sacks By-Yards		7-53	1-6
Time of Possession		24:03	35:57

TENNESSEE						
RUSHING	Att	Gain	Lost	Net	TD	Lg
Jones	16	72	3	69	1	10
PASSING						
	Att	Comp	Int	Yds	TD	Lg
Robinson	24	15	0	132	1	21
RECEIVING						
	No	Yds	TD	Lg		
McGee	6	66	1	21		

MARYLAND						
RUSHING	Att	Gain	Lost	Net	TD	Lg
Badanjek	21	93	3	90	2	10
PASSING						
	Att	Comp	Int	Yds	TD	Lg
Reich	28	17	1	201	1	40
RECEIVING						
	No	Yds	TD	Lg		
Hill	4	69	0	35		
Edmunds	3	53	1	40		
Abdur-Ra-Oof	3	45	0	22		
Holder	3	30	0	15		

**1986 SUGAR BOWL**

JAN. 1, 1986

TENNESSEE 35
MIAMI 7

NEW ORLEANS — Tennessee rang in 1986 in grand fashion, taking a 35-7 decision over the Miami Hurricanes in the 52nd Sugar Bowl. A crowd of 77,432 saw the Vols spot the Hurricanes an early 7-0 lead, but, after Daryl Dickey and Jeff Smith hooked up for a 6-yard touchdown pass early in the second quarter, the Vols were completely in control.

The Vols took the lead late in the first half when wide receiver Tim McGee corralled a Vol fumble in the end zone. They extended their lead in the third quarter as fullback Sam Henderson scored from 1-yard out after Darrin Miller's fumble recovery gave the Vols the ball at the Miami 32. After a Miami punt, Tennessee's Jeff Powell brought Vol fans to their feet, sprinting 60 yards for another Vol touchdown. All-America defensive back Chris White intercepted Miami quarterback Vinny Testaverde in the fourth quarter to set up a 6-yard scoring run by Charles Wilson.

The win evened the Vols' Sugar Bowl mark at 3-3. Dickey, who completed 15 of 25 passes for 131 yards and one touchdown, was named the game's outstanding player. The Vols' 35 points set a then school record for the most points scored in a bowl game, eclipsing the previous mark of 34 set against Air Force in the 1971 Sugar Bowl.

TENNESSEE	0	14	14	7 — 35
MIAMI	7	0	0	0 — 7

- MIAMI — Irvin 18 pass from Testaverde (Cox kick)
- TENN — Smith 6 pass from Dickey (Revezick kick)
- TENN — McGee recovered fumble in end zone (Revezick kick)
- TENN — Henderson 1 run (Revezick kick)
- TENN — Powell 60 run (Revezick kick)
- TENN — Wilson 6 run (Revezick kick)

TEAM STATISTICS		TENN	MIAMI
First Downs		16	22
Rushes-Yards		43-211	30-95
Passing Yards		131	237
Passes (Att.-Comp.-Int.)		25-15-1	44-23-4
Total Offensive Plays		68	74
Total Offensive Yards		342	269
Fumbles-Lost		2-1	5-2
Penalties-Yards		11-125	15-120
Punts-Average		6-39.1	6-37.6
Sacks By-Yards		7-84	1-7
Time of Possession		31:01	28:59

TENNESSEE						
RUSHING	Att	Gain	Lost	Net	TD	Lg
Powell	11	104	2	102	1	60
PASSING						
Att	Comp	Int	Yds	TD	Lg	
Dickey	25	15	1	131	1	30
RECEIVING						
No	Yds	TD	Lg			
McGee	7	94	0	30		

MIAMI						
RUSHING	Att	Gain	Lost	Net	TD	Lg
Williams	8	45	2	43	0	11
Testaverde	10	10	88	-78	0	9
PASSING						
Att	Comp	Int	Yds	TD	Lg	
Testaverde	36	20	3	217	1	47
RECEIVING						
No	Yds	TD	Lg			
Irvin	5	91	1	47		
Perriman	4	43	0	20		

1986 LIBERTY BOWL

DEC. 29, 1986

TENNESSEE 21
MINNESOTA 14

MEMPHIS — Jeff Francis threw three touchdown passes and the Vol defense shut down Minnesota when it had to, leading Tennessee to a 21-14 victory over Minnesota in the 28th Liberty Bowl.

The Vols jumped to a 14-3 halftime lead as Francis threw touchdown passes to wide receiver Joey Clinkscales and fullback William Howard. Minnesota got a late field goal from Chip Lohmiller and trailed 14-3 at the half.

The Gophers dominated the third period, getting a touchdown from quarterback Rickey Foggie on a fourth-down option play. Freshman Darrell Thompson's two-point conversion run put Minnesota back in the game. Another field goal from Lohmiller in the fourth quarter knotted the count.

The Vols roared back for the clinching score, as Francis hit Nate Middlebrooks and Anthony Miller to move deep into Minnesota territory. On third-and-3, he hit Clinkscales for the game-winner in the left corner of the end zone. The Vol defense shut down Foggie and Minnesota the rest of the way and rang up UT's third Liberty Bowl victory in as many tries.

TENNESSEE	7	7	0	7 — 21
MINNESOTA	0	3	8	3 — 14

- TENN — Clinkscales 18 pass from Francis (Revezick kick)
- TENN — Howard 23 pass from Francis (Revezick kick)
- MINN — Lohmiller 27 FG
- MINN — Foggie 11 run (Thompson run)
- MINN — Lohmiller 25 FG
- TENN — Clinkscales 15 pass from Francis (Revezick kick)

TEAM STATISTICS		TENN	MINN
First Downs		17	20
Rushes-Yards		29-81	47-238
Passing Yards		243	136
Passes (Att.-Comp.-Int.)		31-22-0	25-10-0
Total Offensive Plays		60	72
Total Offensive Yards		324	386
Fumbles-Lost		4-1	2-2
Penalties-Yards		5-49	5-30
Punts-Average		5-38.4	3-39.7
Sacks By-Yards		1-4	1-8
Time of Possession		28:40	31:20

TENNESSEE						
RUSHING	Att	Gain	Lost	Net	TD	Lg
Howard	16	68	5	63	0	10
PASSING						
Att	Comp	Int	Yds	TD	Lg	
Francis	31	22	0	243	3	27
RECEIVING						
No	Yds	TD	Lg			
Clinkscales	7	72	2	18		
Miller	6	72	0	27		

MINNESOTA						
RUSHING	Att	Gain	Lost	Net	TD	Lg
Thompson	25	139	3	136	0	21
PASSING						
Att	Comp	Int	Yds	TD	Lg	
Foggie	25	10	0	136	0	44
RECEIVING						
No	Yds	TD	Lg			
Anderson	3	31	0	15		

1988 PEACH BOWL

JAN. 2, 1988

TENNESSEE 27
INDIANA 22

ATLANTA — Tennessee closed the 1987 season the way it began it way back in August, posting a come-from-behind win over a Big Ten rival. This time the Indiana Hoosiers were the victim, as the Vols rallied once again in the fourth quarter for a 27-22 victory.

A record Peach Bowl crowd of 58,737 saw the Vols explode to a 21-3 lead early in the second quarter as quarterback Jeff Francis led three scoring drives and threw TD passes to Anthony Miller and Terence Cleveland. Indiana rallied in the second half and led 22-21 late in the fourth quarter. But the Vol defense stiffened and Francis and his offensive mates got the ball at the Hoosier 40.

The Vols took it for the winning score as Francis scrambled for a crucial first down and Cobb got the game-winner from 9 yards out. Charles Kimbrough's interception sealed the Vols' first win in two Peach Bowl tries.

TENNESSEE	14	7	0	6 — 27
INDIANA	3	7	6	6 — 22

- TENN — Cobb 6 run (Reich kick)
- IND — Stoyanovich 52 FG
- TENN — Miller 45 pass from Francis (Reich kick)
- TENN — Cleveland 15 pass from Francis (Reich kick)
- IND — Jones 43 pass from Schnell (Stoyanovich kick)
- IND — Thompson 12 run (Pass failed)
- IND — Jordan 12 run (Pass failed)
- TENN — Cobb 9 run (Pass failed)

TEAM STATISTICS		TENN	IND
First Downs		26	16
Rushes-Yards		52-244	31-96
Passing Yards		230	218
Passes (Att.-Comp.-Int.)		27-21-0	33-18-2
Total Offensive Plays		79	64
Total Offensive Yards		474	314
Fumbles-Lost		2-2	0-0
Penalties-Yards		5-35	4-37
Punts-Average		2-36.5	6-30.6
Time of Possession		33:19	26:41

TENNESSEE						
RUSHING	Att	Gain	Lost	Net	TD	Lg
Cobb	21	151	5	146	2	43
PASSING						
Att	Comp	Int	Yds	TD	Lg	
Francis	26	20	0	225	2	45
RECEIVING						
No	Yds	TD	Lg			
Miller	5	78	1	45		

INDIANA						
RUSHING	Att	Gain	Lost	Net	TD	Lg
Thompson	18	73	6	67	1	17
PASSING						
Att	Comp	Int	Yds	TD	Lg	
Schnell	33	18	2	218	1	43
RECEIVING						
No	Yds	TD	Lg			
Jones	7	150	1	43		

1990 COTTON BOWL

JAN. 1, 1990

TENNESSEE 31
ARKANSAS 27

DALLAS — Tennessee finished with its finest season record since 1970 by taking a hard-fought 31-27 decision over the Southwest Conference champion Razorbacks.

The Vols, paced by the running of Offensive MVP Chuck Webb and an opportunistic defense, raced to a 31-13 lead after three periods, but the Hogs stormed back to close the margin before Alvin Harper recovered an onside kick attempt with 1:23 left on the clock and the Vols were able to run out the clock.

UT had parlayed a field goal by Greg Burke, two TDs by Webb, one on a 78-yard run down the near sideline, an 84-yard pass from Andy Kelly to Anthony Morgan and a 1-yard toss from Kelly to Greg Amsler to take the lead.

Martin Williams and Tracy Hayworth recovered fumbles to blunt two Arkansas drives and Defensive MVP Carl Pickens intercepted an Arkansas pass to stop another drive. Kacy Rodgers made a big play in the fourth quarter, stopping Arkansas tailback Barry Foster on fourth-and-1 at the Vol 9.

TENNESSEE	3	14	14	0—31
ARKANSAS	6	0	7	14—27

TENN — Burke 23 FG
ARK — Foster 1 run (Run failed)
TENN — Morgan 84 pass from Kelly (Burke kick)
TENN — Webb 1 run (Burke kick)
TENN — Amsler 1 pass from Kelly (Burke kick)
ARK — Rouse 1 run (Wright kick)
TENN — Webb 78 run (Burke kick)
ARK — Foster 1 run (Foster run)
ARK — Winston 67 pass from Grovey (Pass failed)

TEAM STATISTICS		TENN	ARK
First Downs		16	31
Rushes-Yards		38-320	72-361
Passing Yards		150	207
Passes (Att.-Comp.-Int.)		23-9-2	22-12-1
Total Offensive Plays		61	94
Total Offensive Yards		470	568
Fumbles-Lost		0-0	3-2
Penalties-Yards		4-36	3-20
Punts-Average		5-39.0	3-44.3
Time of Possession		22:17	37:43

TENNESSEE						
RUSHING	Att	Gain	Lost	Net	TD	Lg
Webb	26	250	0	250	2	78
PASSING	Att	Comp	Int	Yds	TD	Lg
Kelly	23	9	2	150	2	84
RECEIVING	No	Yds	TD	Lg		
Morgan	2	96	1	84		
Harper	2	28	0	19		

ARKANSAS						
RUSHING	Att	Gain	Lost	Net	TD	Lg
Rouse	22	145	11	134	1	29
Foster	22	103	0	103	2	18
PASSING	Att	Comp	Int	Yds	TD	Lg
Grovey	22	12	1	207	1	67
receiving	No	Yds	TD	Lg		
Russell	7	105	0	28		

1991 SUGAR BOWL

JAN. 1, 1991

TENNESSEE 23
VIRGINIA 22

NEW ORLEANS — Tennessee concluded its 100-year anniversary season and longest in Vol history with a come-from-behind victory in the 57th Sugar Bowl Classic at the Louisiana Superdome. The Vols thus concluded a 9-2-2 season that began way back in August.

The Vols trailed for the first 59:29, but won the game when Tony Thompson, who rushed for 151 yards, hurdled the line for a score from 1 yard out. Thompson's score climaxed a Sugar Bowl record-setting 20-point fourth quarter that saw the Vols outscore the Cavs by 14.

Leading 16-3, Virginia looked poised to put the game away late in the third quarter. But Floyd Miley intercepted a Shawn Moore pass at the Vol 6 and the rally was on. Andy Kelly, voted the game's most outstanding player, led three drives for scores and Dale Carter intercepted a last-gasp Virginia pass to gain the victory.

Thompson scored twice in the fourth quarter rally and Kelly, who directed the Vol attack flawlessly in the final stanza, found Carl Pickens wide open for the other score.

Carter had two interceptions for his night's work and linebacker Darryl Hardy had eight tackles and four broken-up passes.

TENNESSEE	0	0	3	20—23
VIRGINIA	9	7	0	6—22

VA — Steele 10 run (Kick blocked)
VA — McInerney FG 22
VA — Kirby 1 run (McInerney kick)
TENN — Burke 27 FG
TENN — Thompson, 7 run (Burke kick)
VA — McInerney 43 FG
TENN — Pickens 15 pass from Kelly (Burke kick)
VA — McInerney 44 FG
TENN — Thompson 1 run (Pass failed)

TEAM STATISTICS		TENN	VA
First Downs		28	25
Rushes-Yards		38-191	58-287
Passing Yards		273	62
Passes (Att.-Comp.-Int.)		35-24-2	24-9-3
Total Offensive Plays		73	82
Total Offensive Yards		464	349
Fumbles-Lost		1-1	1-0
Penalties-Yards		5-65	5-30
Punts-Average		2-20.0	1-48.0
Sacks By-Yards		1-7	1-11
Time of Possession		23:32	36:28

TENNESSEE						
RUSHING	Att	Gain	Lost	Net	TD	Lg
Thompson	25	154	3	151	2	38
PASSING	Att	Comp	Int	Yds	TD	Lg
Kelly	35	24	2	273	1	29
RECEIVING	No	Yds	TD	Lg		
Moore	7	97	0	29		
Pickens	6	87	1	22		

VIRGINIA						
RUSHING	Att	Gain	Lost	Net	TD	Lg
Kirby	21	75	2	73	1	10
Fisher	15	90	0	90	0	14
S. Moore	11	76	0	76	0	22
PASSING	Att	Comp	Int	Yds	TD	Lg
S. Moore	22	9	2	62	0	11
RECEIVING	No	Yds	TD	Lg		
Kirby	4	27	0	9		

1992 FIESTA BOWL

JAN. 1, 1992

PENN STATE 42
TENNESSEE 17

TEMPE — Tennessee appeared to be in the driver's seat of the 21st Fiesta Bowl, leading 17-7 midway in the third quarter, but Penn State ran off 35 unanswered points in just 7:49 to take the decision. Turnovers proved to be the Vols' undoing as four of the six Penn State scores came off Vol mistakes.

The Vols, who trailed 7-0 just 1:19 into the game, ran off 17 unanswered points of their own between the first and third quarters, but failed to take full advantage of the 441-226 yard statistical advantage. The Nittany Lions then reeled off 35 unanswered points of their own to seal the win.

James Stewart and Cory Fleming scored Vol touchdowns while John Becksvoort added two conversions and a 24-yard field goal. Stewart's score came after a 10-play, 62-yard drive in the first quarter. Fleming's came in the third quarter on a pass from Andy Kelly on which the Vol sophomore wideout made some nifty moves in the open field to find paydirt.

TENNESSEE	10	0	7	0—17
PENN STATE	7	0	14	21—42

PSU — Gash 10 pass from Sacca (Fayak kick)
TENN — Stewart run 1 (Becksvoort kick)
TENN — Becksvoort 24 FG
TENN — Fleming 44 pass from Kelly (Becksvoort kick)
PSU — LaBarca 3 pass from Sacca (Fayak kick)
PSU — Brady 13 pass from Sacca (Fayak kick)
PSU — Anderson 2 run (Fayak kick)
PSU — Givens 23 fumble interception return (Fayak kick)
PSU — McDuffie 37 pass from Sacca (Fayak kick)

TEAM STATISTICS		TENN	PSU
First Downs		25	12
Rushes-Yards		45-171	37-76
Passing Yards		270	150
Passes (Att.-Comp.-Int.)		43-21-1	28-11-0
Total Offensive Plays		88	65
Total Offensive Yards		441	226
Fumbles-Lost		5-3	0-0
Penalties-Yards		3-34	3-36
Punts-Average		6-36.3	9-47.9
Sacks By-Yards		4-25	3-20
Time of Possession		32:21	27:39

TENNESSEE						
RUSHING	Att	Gain	Lost	Net	TD	Lg
Stewart	15	86	2	84	1	13
Hayden	13	57	1	56	0	12
PASSING	Att	Comp	Int	Yds	TD	Lg
Kelly	40	20	1	273	1	44
RECEIVING	No	Yds	TD	Lg		
Pickens	8	100	0	28		

PENN STATE						
RUSHING	Att	Gain	Lost	Net	TD	Lg
Anderson	17	60	3	57	1	17
PASSING	Att	Comp	Int	Yds	TD	Lg
Sacca	28	11	0	150	4	37
RECEIVING	No	Yds	TD	Lg		
McDuffie	4	78	1	37		
Drayton	3	35	0	18		

**1993 HALL OF FAME BOWL**

JAN. 1, 1993

TENNESSEE 38
BOSTON COLLEGE 23

TAMPA — Tennessee scored 14 points despite having the ball only 3:32 of the first quarter and added 24 more in the third and early fourth quarters to take a 38-23 decision over Boston College in the seventh annual Hall of Fame Bowl at Tampa Stadium.

Game MVP Heath Shuler led the way, completing 18 of 23 passes for 245 yards and two touchdowns while scoring two himself. His TD passes went to Cory Fleming (27 yards) and Mose Phillips (69 yards). Shuler scored twice on runs of 1 and 14 yards. Jerry Colquitt threw a 48-yard scoring pass to Fleming and John Becksvoort added a field goal and five extra points. The Vols outgained the Eagles 450-371.

After a bad snap on BC's first punt of the game led to good field position at the BC 43, Shuler found Ron Davis down the left side for 42 yards and scored a play later on a keeper left. Fleming's first TD came on the Vols' next possession. The Vols' third quarter surge featured Shuler's second TD of the day and a Phillips' determined run for a score.

TENNESSEE 14 0 17 7-38
BOSTON COLLEGE 0 7 0 16-23

TENN — Shuler 1 run (Becksvoort kick)
TENN — Fleming 27 pass from Shuler (Becksvoort kick)
BC — Mitchell 12 pass from Foley (Gordon kick)
TENN — Shuler 14 run (Becksvoort kick)
TENN — Becksvoort 25 FG
TENN — Phillips 69 pass from Shuler (Becksvoort kick)
TENN — Fleming 48 pass from Colquitt (Becksvoort kick)
BC — Mitchell 17 pass from Foley (Mitchell pass from Foley)
BC — D. Campbell 7 run (I. Boyd pass from Foley)

TEAM STATISTICS		TENN	BC
First Downs		20	22
Rushes-Yards		39-157	33-103
Passing Yards		293	268
Passes (Att.-Comp.-Int.)		26-19-0	47-23-1
Total Offensive Plays		65	80
Total Offensive Yards		450	371
Fumbles-Lost		1-1	1-0
Penalties-Yards		5-40	5-25
Punts-Average		4-41.3	5-37.0
Sacks By-Yards		4-30	1-5
Time of Possession		29:31	30:29

TENNESSEE						
RUSHING	Att	Gain	Lost	Net	TD	Lg
Garner	10	49	4	45	0	11
PASSING						
Shuler	Att	Comp	Int	Yds	TD	Lg
Shuler	23	18	0	245	2	69
RECEIVING						
Fleming	No	Yds	TD	Lg		
Fleming	5	102	2	48		
Phillips	3	88	1	69		
BOSTON COLLEGE						
RUSHING	Att	Gain	Lost	Net	TD	Lg
Dukes	15	88	5	83	0	19
PASSING						
Foley	Att	Comp	Int	Yds	TD	Lg
Foley	46	23	1	268	2	27
RECEIVING						
Mitchell	No	Yds	TD	Lg		
Mitchell	9	100	2	19		

1994 FLORIDA CITRUS BOWL

JAN. 1, 1994

PENN STATE 31
TENNESSEE 13

ORLANDO — Tennessee jumped to a 10-0 lead on its first two offensive series, but Penn State rallied from a 13-10 deficit late in the first half with 21 unanswered points to take a 31-13 decision in the 48th annual Florida Citrus Bowl.

Tennessee moved to a field goal on its first possession, one of two made by John Becksvoort on the day. The Vols scored a touchdown on their second foray into Penn State territory on a 19-yard pass from Heath Shuler to Cory Fleming, but could add only a Citrus Bowl record 50-yard field goal by Becksvoort the rest of the afternoon.

Penn State scored to take the lead for good just before halftime and added another score off a sustained drive after the opening kickoff of the second half to assume control of the game.

Charlie Garner rushed 16 times for 89 yards and Fleming caught seven passes for 101 yards. The Vols finished with a 9-2-1 overall record.

TENNESSEE 10 3 0 0-13
PENN STATE 7 10 7 7-31

TENN — Becksvoort 46 FG
TENN — Fleming 19 pass from Shuler (Becksvoort kick)
PSU — Carter 3 run (Fayak kick)
PSU — Fayak 19 FG
TENN — Becksvoort 50 FG
PSU — Carter 14 run (Fayak kick)
PSU — Brady 7 pass from Collins (Fayak kick)
PSU — Engram 15 pass from Collins (Fayak kick)

TEAM STATISTICS		TENN	PSU
First Downs		16	20
Rushes-Yards		29-135	42-209
Passing Yards		213	162
Passes (Att.-Comp.-Int.)		44-23-1	24-15-1
Total Offensive Plays		73	66
Total Offensive Yards		348	371
Fumbles-Lost		0-0	0-0
Penalties-Yards		10/79	4/30
Punts-Average		6-44.2	6-32.0
Sacks By-Yards		4-20	1-7
Time of Possession		29:47	30:13

TENNESSEE						
RUSHING	Att	Gain	Lost	Net	TD	Lg
Garner	16	91	2	89	0	18
PASSING						
Shuler	Att	Comp	Int	Yds	TD	Lg
Shuler	42	22	1	205	1	27
RECEIVING						
Fleming	No	Yds	TD	Lg		
Fleming	7	101	1	27		
PENN STATE						
RUSHING	Att	Gain	Lost	Net	TD	Lg
Carter	21	112	4	108	1	15
PASSING						
Collins	Att	Comp	Int	Yds	TD	Lg
Collins	24	15	1	162	2	36
RECEIVING						
Engram	No	Yds	TD	Lg		
Engram	7	107	1	36		

1994 GATOR BOWL

DEC. 30, 1994

TENNESSEE 45
VIRGINIA TECH 23

GAINESVILLE — Tennessee bolted to a 35-10 halftime lead and moved on from there to take a 45-23 triumph over Virginia Tech in the 1994 Gator Bowl game, played this year at Florida Field in Gainesville. A 21-point second quarter was the key as the Vols scored on five of seven first half possessions.

James Stewart scored three TDs and threw a 19-yard TD pass to Kendrick Jones. Peyton Manning threw a 36-yard TD pass to Marcus Nash and Jay Graham scored on a 1-yard run.

Tyrone Hines had an interception which led to the Vols' first score and Shawn Summers had a 49-yard punt return that led to a Vol score in the fourth period.

Stewart, who was named the most outstanding player for the game, carried 22 times for 85 yards. Manning completed 12 of 19 passes for 189 yards. Joey Kent led the Vols with six receptions for 116 yards, 42 coming on a spectacular catch down the far boundary a play before Nash's TD grab. With the win, the Vols finished 8-4 for the season, after starting 1-3.

TENNESSEE 14 21 0 10-45
VIRGINIA TECH 0 10 6 7-23

TENN — J. Stewart 1 run (Becksvoort kick)
TENN — Nash 36 pass from Manning (Becksvoort kick)
TENN — Graham 1 run (Becksvoort kick)
VT — Thomas 1 run (Williams kick)
TENN — J. Stewart 1 run (Becksvoort kick)
TENN — Jones 19 pass from J. Stewart (Becksvoort kick)
VT — Williams 28 FG
VT — DeShazo 7 run (kick failed)
TENN — J. Stewart 5 run (Becksvoort kick)
TENN — Becksvoort 19 FG
VT — Still 9 pass from Druckenmiller (Williams kick)

TEAM STATISTICS		TENN	TECH
First Downs		18	22
Rushes-Yards		47-245	43-189
Passing Yards		250	237
Passes (Att.-Comp.-Int.)		23-16-0	38-23-2
Total Offensive Plays		70	81
Total Offensive Yards		495	426
Fumbles-Lost		0-0	5-1
Penalties-Yards		7-58	3-25
Punts-Average		5-43.6	5-43.4
Sacks By-Yards		0-0	2-16
Time of Possession		30:55	29:05

TENNESSEE						
RUSHING	Att	Gain	Lost	Net	TD	Lg
Stewart	22	87	2	85	3	18
PASSING						
Manning	Att	Comp	Int	Yds	TD	Lg
Manning	19	12	0	189	1	42
RECEIVING						
Kent	No	Yds	TD	Lg		
Kent	6	116	0	42		
VIRGINIA TECH						
RUSHING	Att	Gain	Lost	Net	TD	Lg
Thomas	19	103	1	102	1	27
PASSING						
DeShazo	Att	Comp	Int	Yds	TD	Lg
DeShazo	11	50	11	39	1	13
RECEIVING						
Still	No	Yds	TD	Lg		
Still	5	79	1	25		
Holmes	5	45	0	16		

1996 FLORIDA CITRUS BOWL

Jan. 1, 1996

TENNESSEE 20
OHIO STATE 14

ORLANDO — Jeff Hall kicked two fourth quarter field goals and the Vol defense held Ohio State in check as Tennessee defeated the Buckeyes 20-14 on a rainy day in the 50th annual Florida Citrus Bowl.

Jay Graham, the game's MVP, rushed for 154 yards, including a 69-yard scoring dash late in the first half that pulled the Vols even, 7-7, at halftime. Peyton Manning completed 20 of 35 passes for 182 yards and one touchdown. Joey Kent led the Vol receiving corps with seven catches for 109 yards, including a 47-yard scoring toss from Manning that gave UT a 14-7 advantage in the third quarter.

Hall's two field goals in the fourth quarter came after the Buckeyes had tied the game, 14-14, to open the final stanza. Tennessee's defense, which had stopped the Buckeyes on a second quarter fourth-and-inches at the Vol 3-yard line, forced three turnovers in OSU's final four possessions to seal the victory.

UT held Ohio State, with Heisman winner Eddie George, to a season-low 89 yards on the ground.

The victory upped Tennessee's record to 11-1, its best since 1989 and propelled the Vols to a No. 2 finish in the final CNN-USA Today poll, UT's highest since 1967. The Vols were tabbed No. 3 in final Associated Press voting.

TENNESSEE 0 7 7 6—20
OHIO STATE 7 0 0 7—14

OSU — George 2 run (Jackson kick)
TENN — Graham 69 run (Hall kick)
TENN — Kent 47 pass from Manning (Hall kick)
OSU — Dudley 32 pass from Hoying (Jackson kick)
TENN — Hall 29 FG
TENN — Hall 25 FG

TEAM STATISTICS	TENN	OSU
First Downs	15	17
Rushes-Yards	32-145	36-89
Passing Yards	182	246
Passes (Att.-Comp.-Int.)	35-20-0	38-19-1
Total Offensive Plays	67	74
Total Offensive Yards	327	335
Fumbles-Lost	1-1	5-3
Penalties-Yards	8-43	6-57
Punts-Average	9-34.2	7-48.1
Sacks By-Yards	2-12	3-15
Time of Possession	30:39	29:21

TENNESSEE						
RUSHING	Att	Gain	Lost	Net	TD	Lg
Graham	26	168	14	154	1	69
PASSING	Att	Comp	Int	Yds	TD	Lg
Manning	35	20	0	182	1	47
RECEIVING	No	Yds	TD	Lg		
Kent	7	109	1	47		

OHIO STATE						
RUSHING	Att	Gain	Lost	Net	TD	Lg
George	25	107	6	101	1	17
PASSING	Att	Comp	Int	Yds	TD	Lg
Hoying	38	19	1	246	1	32
RECEIVING	No	Yds	TD	Lg		
Glenn	7	95	0	21		
Dudley	5	106	1	32		

1997 FLORIDA CITRUS BOWL

Jan. 1, 1997

TENNESSEE 48
NORTHWESTERN 28

ORLANDO — Tied 21-21 late in the second quarter, Tennessee scored the game's next 20 points and took a 48-28 victory over Big 10 co-champion Northwestern. Peyton Manning completed 27 of 39 passes for 408 yards to lead the Vol attack.

After the Wildcats had battled back from a 21-0 first quarter deficit to tie the game, Manning threw a 67-yard TD pass to Joey Kent and beat the clock for a Jeff Hall field goal on the final play of the half to give the Vols a 31-21 halftime lead. The Vols stretched the lead to 38-21 when linebacker Tyrone Hines intercepted a Steve Schnur pass and returned the oskie 30 yards for a score. Hall added another field goal and Manning threw a TD pass to tight end Dustin Moore to conclude the Vol scoring.

The Vols had jumped to a 21-0 lead in the first quarter on a 43-yard TD pass from Manning to Peerless Price, a 10-yard run for a score by Manning and another TD toss, this one from Manning to Kent on 11 yards out. Price caught six passes for 110 yards and Kent caught five for 122 yards.

The Vols finished No. 9 overall in both polls.

TENNESSEE 21 10 7 10—48
NORTHWESTERN 0 21 0 7—28

TENN — P. Price 43 pass from Manning (Hall kick)
TENN — Manning 10 run (Hall kick)
TENN — Kent 11 pass from Manning (Hall kick)
NW — D. Autry 2 run (Gowins kick)
NW — Musso 20 pass from Schnur (Gowins kick)
NW — D. Autry 28 run (Gowins kick)
TENN — Kent 67 pass from Manning (Hall kick)
TENN — Hall 19 FG
TENN — Hines 30 interception run (Hall kick)
TENN — Hall 28 FG
NW — Bates 22 pass from Schnur (Gowins kick)
TENN — Moore 6 pass from Manning (Hall kick)

TEAM STATISTICS	TENN	NW
First Downs	29	22
Rushes-Yards	32-115	28-43
Passing Yards	408	242
Passes (Att.-Comp.-Int.)	39-27-0	51-27-4
Total Offensive Plays	71	79
Total Offensive Yards	523	285
Fumbles-Lost	4-2	1-1
Penalties-Yards	13-112	5-40
Punts-Average	4-35.8	6-37.3
Sacks By-Yards	3-31	3-23
Time of Possession	27:52	32:08

TENNESSEE						
RUSHING	Att	Gain	Lost	Net	TD	Lg
Graham	14	81	2	79	0	14
PASSING	Att	Comp	Int	Yds	TD	Lg
Manning	39	27	0	408	4	67
RECEIVING	No	Yds	TD	Lg		
Price	6	110	1	43		
Kent	5	122	2	67		

NORTHWESTERN						
RUSHING	Att	Gain	Lost	Net	TD	Lg
Autry	17	71	5	65	2	28
PASSING	Att	Comp	Int	Yds	TD	Lg
Schnur	45	25	3	228	2	22
RECEIVING	No	Yds	TD	Lg		
Bates	10	97	1	22		
Musso	10	91	1	20		

1998 ORANGE BOWL

Jan. 2, 1998

NEBRASKA 42
TENNESSEE 17

MIAMI — A 21-point third quarter proved pivotal as No. 2 Nebraska took a 42-17 win over No. 3 Tennessee in the 1997 season's final bowl game and 64th Orange Bowl. The win vaulted the Cornhuskers to the No. 1 spot in the Coaches' Poll with a 13-0 record. Tennessee finished 11-2, the sixth 11-win season in school history, and earned seventh (AP) and eighth (ESPN/USA Today) place finishes. A crowd of 72,835 saw the contest, the first ever between the two teams.

Peyton Manning and Tee Martin each threw TD passes for the Vols, Manning's a 5-yarder to Peerless Price and Martin's a 3-yarder to Andy McCullough. Jeff Hall added a 44-yard field goal and Travis Stephens caught a two-point conversion pass from Martin.

Tennessee fell behind 14-0 before Hall's fielder in the second quarter and saw the game get away when Nebraska cranked up the ground game in the third quarter en route to scores on drives of 80, 73 and 80 yards. The Huskers' third score came after Manning's TD pass to Price cut the margin to 28-9 after a 72-yard, 9-play drive. Tailback Jamal Lewis concluded a stellar freshman season, carrying 14 times for 90 yards and being named his team's MVP.

TENNESSEE 0 3 6 8—17
NEBRASKA 7 7 21 7—42

NEB - Green 1 run (Brown kick)
NEB - Wiggins 10 run (Brown kick)
TENN - Hall 44 FG
NEB - Frost 1 run (Brown kick)
NEB - Frost 11 run (Brown kick)
TENN - Price 5 pass from Manning (Pass failed)
NEB - Green 22 run (Brown kick)
NEB - Frost 9 run (Brown kick)
TENN - McCullough 3 pass from Martin (Stephens pass from Martin)

TEAM STATISTICS	TENN	NEB
First Downs	16	30
Rushes-Yards	21-128	68-409
Passing Yards	187	125
Passes (Att.-Comp.-Int.)	35-25-1	12-9-0
Total Offensive Plays	56	80
Total Offensive Yards	315	534
Fumbles-Lost	2-2	3-2
Penalties-Yards	5-37	8-63
Punts-Average	6-52.3	4-39.0
Sacks By-Yards	0-0	1-9
Time of Possession	23:57	36:03

TENNESSEE						
RUSHING	Att	Gain	Lost	Net	TD	Lg
Lewis	14	92	2	90	0	26
PASSING	Att	Comp	Int	Yds	TD	Lg
Manning	31	21	1	134	1	20
RECEIVING	No	Yds	TD	Lg		
Nash	5	53	0	20		

NEBRASKA						
RUSHING	Att	Gain	Lost	Net	TD	Lg
Green	29	210	4	206	2	47
Frost	17	69	9	60	3	11
PASSING	Att	Comp	Int	Yds	TD	Lg
Frost	12	9	0	125	0	29
RECEIVING	No	Yds	TD	Lg		
Jackson	4	56	0	25		

**1999 FIESTA BOWL**

Jan. 4, 1999

TENNESSEE 23
FLORIDA STATE 16

TEMPE — Tennessee won the 1998 national championship, the first for the Vols since 1951, and completed the school's first-ever 13-0 season with a 23-16 win over the No. 2 Seminoles. Tee Martin completed 11 of 18 passes for 278 yards and threw TD passes to Shawn Bryson and Peerless Price, covering 4 and 79 yards respectively.

For his part, Price caught four passes for 199 yards, setting a Tennessee bowl receiving record in the process. A Fiesta Bowl record crowd of 84,470 saw the game, only the second meeting between the two schools, the first coming in 1958.

Bryson's TD reception came in the second quarter and was followed by Dwayne Goodrich pilfering an FSU pass and returning the oskie 54 yards for a score which gave the Vols a 14-0 lead. Goodrich's TD run was the third of his career. Bryson's TD came after the Vols took a Jeff Hall field goal off the board due to a roughing-the-kicker penalty.

Florida State narrowed the margin to 14-9 at the half and the score remained that way until midway in the fourth quarter when Martin and Price hooked up for the pivotal 79-yard score, followed by a Seminole turnover and a Hall field goal good from 23 yards out. The Seminoles pulled to within the eventual 23-16 margin late in the game, but could get no closer.

Price was named the Offensive Player of the Game and Goodrich the Defensive Player of the Game.

TENNESSEE 0 14 0 9—23
FLORIDA STATE 0 9 0 7—16

TENN - Bryson 4 pass from T. Martin (Hall kick)
TENN - Goodrich 54 interception return (Hall kick)
FSU - McCray 1 run (Kick failed)
FSU - Janikowski 34 FG
TENN - Price 79 pass from T. Martin (Kick blocked)
TENN - Hall 23 FG
FSU - Outzen 7 run (Janikowski kick)

TEAM STATISTICS	TENN	FSU
First Downs	16	13
Rushes-Yards	45-114	41-108
Passing Yards	278	145
Passes (Att.-Comp.-Int.)	19-11-2	22-9-2
Total Offensive Plays	64	63
Total Offensive Yards	392	253
Fumbles-Lost	3-2	4-1
Penalties-Yards	9-55	12-110
Punts-Average	5-38.0	9-39.8
Sacks By-Yards	4-31	1-3
Time of Possession	31:10	28:50

TENNESSEE						
RUSHING	Att	Gain	Lost	Net	TD	Lg
Henry	19	32	4	28	0	9
Stephens	13	61	1	60	0	18
PASSING	Att	Comp	Int	Yds	TD	Lg
T. Martin	18	11	2	278	2	79
RECEIVING	No	Yds	TD	Lg		
Price	4	199	1	79		

FLORIDA STATE						
RUSHING	Att	Gain	Lost	Net	TD	Lg
Minor	15	91	8	83	0	23
PASSING	Att	Comp	Int	Yds	TD	Lg
Outzen	22	9	2	145	0	39
RECEIVING	No	Yds	TD	Lg		
Dugans	6	135	0	39		

2000 FIESTA BOWL

Jan. 2, 2000

NEBRASKA 31
TENNESSEE 21

TEMPE - Two long Nebraska scoring drives in the second half ended Tennessee's hopes of an upset in the Cornhuskers' 31-21 victory over the Vols before 71,526 in the 2000 Tostitos Fiesta Bowl.

The Cornhuskers, who rushed for 321 yards and held the Vols to but 44, jumped to a 14-0 lead in the first quarter, on a 7-yard run by I-back Dan Alexander, who ran for 108 yards on the night, and a 60-yard punt return by Bobby Newcombe. Nebraska added a field goal late in the half before Tee Martin led a 65-yard, eight-play drive culminating in a 9-yard pass to wideout Donte' Stallworth.

The Vols closed it to 17-14 when Travis Henry scored on a 4-yard run early in the third quarter after the Vols forced a fumble on the second play after the third quarter kickoff. Will Overstreet caused the bobble and Dominique Stevenson got it.

The Cornhuskers hurt the Vols with the pass on the first scoring drive, but marched the entire 99 yards on the ground on the second drive.

The Vols got the game's last score when wide receiver Cedrick Wilson, a former high school quarterback, threw a 44-yard TD pass to Stallworth that closed it to 31-21 with 7:25 left. It was his first pass as a Vol and showed the versatility of the Memphis wideout.

TENNESSEE 0 7 7 7—21
NEBRASKA 14 3 7 7—31

NEB - Alexander 7 run (Brown kick)
NEB - Newcombe 60 punt return (Brown kick)
NEB - J. Brown 31 FG
TENN - Stallworth 9 pass from T. Martin (Walls kick)
TENN - Henry 4 run (Walls kick)
NEB - Golliday 13 pass from Crouch (Brown kick)
NEB - Buckhalter 2 run (Brown kick)
TENN - Stallworth 44 pass from Wilson (Walls kick)

TEAM STATISTICS	TENN	NEB
First Downs	17	23
Rushes-Yards	26-44	56-321
Passing Yards	267	148
Passes (Att.-Comp.-Int.)	35-20-2	15-9-0
Total Offensive Plays	61	71
Total Offensive Yards	311	469
Fumbles-Lost	1-0	1-1
Penalties-Yards	5-41	8-59
Punts-Average	7-43.1	6-39.5
Sacks By-Yards	2-12	3-7
Time of Possession	26:05	33:55

TENNESSEE						
RUSHING	Att	Gain	Lost	Net	TD	Lg
Henry	10	32	1	31	1	10
Lewis	8	21	2	19	0	5
PASSING	Att	Comp	Int	Yds	TD	Lg
T. Martin	34	19	2	223	1	49
Wilson	1	1	0	44	1	44
RECEIVING	No	Yds	TD	Lg		
Stallworth	8	108	2	44		
Wilson	7	75	0	15		

NEBRASKA						
RUSHING	Att	Gain	Lost	Net	TD	Lg
Alexander	21	111	4	108	1	15
PASSING	Att	Comp	Int	Yds	TD	Lg
Crouch	15	9	0	148	1	46
RECEIVING	No	Yds	TD	Lg		
Davison	2	68	0	46		

2001 COTTON BOWL

Jan. 1, 2001

KANSAS STATE 35
TENNESSEE 21

DALLAS - Leading 21-14 at the half, Kansas State scored on its first two possessions of the third quarter and held Tennessee scoreless until the final minutes to take a 35-21 victory in the 65th annual Cotton Bowl Classic on a cold and snowy day in Texas.

The Wildcats jumped to a 7-0 first quarter lead, but the Vols rallied to tie the game on a 17-yard pass from freshman quarterback Casey Clausen to wideout David Martin in the second period. Kansas State then parlayed two TD passes from game MVP Jonathan Beasley to wideout Quincy Morgan, 56 and 10 yards, respectively, to lead 21-7 midway in the second quarter.

Kansas State appeared headed for more late in the second quarter, when defensive tackle Chavis Smith tipped a Beasley pass and Jabari Greer took the interception back 78 yards for a score. K-State's 21-14 lead at the half didn't last long once the third quarter started.

The Wildcats' two third quarter scores came entirely on the ground in the first 4:54 of the third quarter. It remained 35-14 until Travis Henry, who ran for 180 yards on 17 carries, found daylight on a dash up the middle and outran everybody to the end zone.

The game marked the Vols' fifth appearance in the Cotton Bowl overall and first since 1990. It was also the Vols' first game against Kansas State.

TENNESSEE 0 14 0 7—21
KANSAS STATE 7 14 14 0—35

KSU - Beasley 14 run (Rheem kick)
TENN - D. Martin 17 pass from Clausen (Walls kick)
KSU - Morgan 56 pass from Beasley (Rheem kick)
KSU - Morgan 10 pass from Beasley (Rheem kick)
TENN - Greer 78 interception run (Walls kick)
KSU - Scobey 12 run (Rheem kick)
KSU - Scobey 6 run (Rheem kick)
TENN - Henry 81 run (Walls kick)

TEAM STATISTICS	TENN	KSU
First Downs	12	25
Rushes-Yards	24-178	59-297
Passing Yards	120	210
Passes (Att.-Comp.-Int.)	25-7-3	27-13-1
Total Offensive Plays	49	86
Total Offensive Yards	298	507
Fumbles-Lost	1-0	1-1
Penalties-Yards	5-40	7-44
Punts-Average	8-29.2	5-34.0
Sacks By-Yards	0-0	2-9
Time of Possession	21:34	38:26

TENNESSEE						
RUSHING	Att	Gain	Lost	Net	TD	Lg
Henry	17	183	3	180	1	81
PASSING	Att	Comp	Int	Yds	TD	Lg
Clausen	25	7	3	120	1	41
RECEIVING	No	Yds	TD	Lg		
Wilson	3	54	0	41		

Kansas state						
RUSHING	Att	Gain	Lost	Net	TD	Lg
Scobey	28	153	6	147	2	21
PASSING	Att	Comp	Int	Yds	TD	Lg
Beasley	27	13	1	210	2	56
RECEIVING	No	Yds	TD	Lg		
Morgan	7	145	2	56		

2002 FLORIDA CITRUS BOWL

Jan. 1, 2002

TENNESSEE 45
MICHIGAN 17

ORLANDO - Tennessee's first meeting with Michigan was one for the ages - as in, it had been ages since Michigan suffered such a resounding defeat.

The Vols threw nearly every offensive weapon possible at the Wolverines and rolled to a 45-17 victory in the Capital One Florida Citrus Bowl. Capping an 11-2 season, Tennessee's 28-point win matched its largest bowl triumph.

Game MVP Casey Clausen threw for a career-high 393 yards on 26-of-34 completions. He also passed for three touchdowns and nearly had two more - twice Donte' Stallworth was tackled inside the 1-yard line.

After UT marched for an opening field goal, defensive MVP John Henderson was in on three straight tackles that forced Michigan into a quick three-and-out. The Wolverines gained a first down on their next possession, but then Henderson caused one fumble and recovered another - on the same play - to set the Vols up for their first touchdown.

UT's receivers had a spectacular day. Stallworth caught eight passes for 119 yards and had 190 all-purpose yards. Kelley Washington caught six passes for 70 yards and two scores, while Jason Witten hauled in six catches for a career-high 125 yards.

Michigan's loss was its worse in 33 bowl appearances and the Wolverines' worse in any game since losing 50-14 to Ohio State in 1968.

"It's been a while since we've played a team as good as Tennessee," Michigan running back Chris Perry said.

TENNESSEE	10	14	7	14-45
MICHIGAN	0	10	0	7-17

TENN - Walls 32 FG
TENN - Washington 3 pass from Clausen (Walls kick)
TENN - Clausen 1 run (Walls kick)
UM - Askew 14 pass from Navarre (Epstein kick)
TENN - Clausen 1 run (Walls kick)
UM - Epstein 28 FG
TENN - Witten 64 pass from Clausen (Walls kick)
TENN - Washington 37 pass from Clausen (Walls kick)
TENN - Stephens 3 run (Walls kick)
UM - Bell 24 pass from Navarre (Epstein kick)

TEAM STATISTICS		TENN	MICH
First Downs		22	20
Rushes-Yards		37-97	31-103
Passing Yards		406	240
Passes (Att.-Comp.-Int.)		35-27-0	39-21-1
Total Offensive Plays		72	70
Total Offensive Yards		503	343
Fumbles-Lost		3-1	4-2
Penalties-Yards		3-32	6-42
Punts-Average		5-31.8	7-39.6
Sacks By-Yards		4-18	4-22
Time of Possession		34:13	25:47

TENNESSEE						
RUSHING	Att	Gain	Lost	Net	TD	Lg
Stallworth	2	44	0	44	0	42
PASSING	Att	Comp	Int	Yds	TD	Lg
Clausen	34	26	0	393	3	64
RECEIVING	No	Yds	TD	Lg		
Stallworth	8	119	0	32		

MICHIGAN						
RUSHING	Att	Gain	Lost	Net	TD	Lg
Askew	9	76	5	71	0	25
PASSING	Att	Comp	Int	Yds	TD	Lg
Navarre	39	21	1	240	2	35
RECEIVING	No	Yds	TD	Lg		
Walker	5	100	0	35		

2002 PEACH BOWL

Dec. 31, 2002

MARYLAND 30
TENNESSEE 3

ATLANTA - Maryland handed Tennessee its worst bowl loss in school history, a 30-3 blitz at the 35th annual Chick-fil-A Peach Bowl.

The Terrapins took advantage of two key UT turnovers and used a balanced attack in defeating the Vols for the third time in five postseason meetings.

Tennessee had eight penalties for 68 yards and Vols quarterback Casey Clausen was sacked six times for minus-36 yards. In addition, UT converted only four of 13 third-down opportunities and rushed 27 times for just 45 net yards -- the school's third lowest figure in 43 bowl appearances.

Tennessee's defense played well enough to jump to No. 5 nationally in total defense by game's end after allowing the Terrapins only 274 yards from scrimmage. But Maryland balanced 154 rushing yards and 120 passing yards with 177 return yards on some timely special teams play.

The Terps' second touchdown was a 54-yard interception and return by Curome Cox, the longest against a Tennessee team in bowl history. Later, return specialist Steve Suter fielded a Dustin Colquitt punt and scampered 79 yards to the UT 14, setting up Maryland's final three points of the game.

Maryland quarterback Scott McBrien scored twice and place-kicker Nick Novak hit on all three field goal tries.

Tennessee finished the game with more first downs than Maryland, ran the same number of offensive plays and compiled more yards of total offense. Yet Alex Walls' 38-yard field goal in the second quarter was the only scoring the Vols could muster.

TENNESSEE	0	3	0	0-3
MARYLAND	7	10	3	10-30

MD — McBrien 1 run (Novak kick)
MD — Cox 54 interception return (Novak kick)
TENN — Walls 38 FG
MD — Novak 48 FG
MD — Novak 44 FG
MD — McBrien 6 run (Novak kick)
MD — Novak 25 FG

TEAM STATISTICS		TENN	MARYLAND
First Downs		18	17
Rushes-Yards		27-45	45-154
Passing Yards		242	120
Passes (Att.-Comp.-Int.)		37-23-1	19-11-0
Total Offensive Plays		64	64
Total Offensive Yards		287	274
Fumbles-Lost		1-1	2-1
Penalties-Yards		8-68	2-10
Punts-Average		6-47.7	3-50.3
Sacks By-Yards		1-2	6-36
Time of Possession		26:44	33:16

TENNESSEE						
RUSHING	Att	Gain	Lost	Net	TD	Lg
Houston	9	35	1	34	0	9
PASSING	Att	Comp	Int	Yds	TD	Lg
Clausen	37	23	1	242	0	44
RECEIVING	No	Yds	TD	Lg		
Brown	5	75	0	44		

MARYLAND						
RUSHING	Att	Gain	Lost	Net	TD	Lg
Perry	15	57	7	50	0	11
PASSING	Att	Comp	Int	Yds	TD	Lg
McBrien	19	11	0	120	0	36
RECEIVING	No	Yds	TD	Lg		
Harrison	4	74	0	36		

2004 PEACH BOWL

Jan. 2, 2004

CLEMSON 27
TENNESSEE 14

ATLANTA - Clemson jumped to a 10-0 lead late in the first quarter, matched two Tennessee touchdowns with two of its own before halftime and added a late field goal, all adding up to a 27-14 victory in the 35th annual Chick-fil-A Peach Bowl. A record Georgia Dome crowd of 75,125 saw the first game between the two teams since 1976.

Clemson took the first drive of the game 80 yards in six plays for a score and added a field goal after a long punt return.

Casey Clausen who completed 31 of 55 passes for 384 yards, threw touchdown passes to Chris Hannon (19 yards) in the first quarter and Jones (30 yards) in the second, but the Tigers had touchdowns of their own in response to each of the Vol scores.

Tennessee had an 8-minute, 17-play, 77-yard third-quarter drive foiled by a penalty and missed field goal.

Clausen completed passes to 10 different receivers in his final game as a Vol, with Troy Fleming catching 6 for 54 yards, Jones 5 for 66 and Hannon 4 for 57. The Vols' first score came after an 11-play, 87-yard drive and the second was 4 plays, 43 yards after an interception by safety Gibril Wilson.

The Vols, who finished 10-3, made their 44th bowl appearance, second-best all-time in NCAA history, posting a 23-21 mark. Tennessee made its 15th consecutive bowl appearance, fourth-longest streak in the NCAA. The Vols played in their eighth New Year's bowl game in the past nine years.

TENNESSEE	7	7	0	0-14
CLEMSON	10	14	0	3-27

CLEM - Coleman 8 run (Hunt kick)
CLEM - Hunt, FG 23
TENN - Hannon 19 pass from Clausen (Wilhoit kick)
CLEM - Jasmin 15 run (Hunt kick)
TENN - Jones 30 pass from Clausen (Wilhoit kick)
CLEM - Browning 8 run (Hunt kick)
CLEM - Hunt 28 FG

TEAM STATISTICS		TENN	CLEMSON
First Downs		28	25
Rushes-Yards		26-38	34-153
Passing Yards		384	246
Passes (Att.-Comp.-Int.)		56-31-0	40-22-1
Total Offensive Plays		82	74
Total Offensive Yards		422	399
Fumbles-Lost		1-1	1-0
Penalties-Yards		10-119	6-45
Punts-Average		8-38.5	5-42.0
Sacks By-Yards		1-10	6-43
Time of Possession		32:09	27:51

TENNESSEE						
RUSHING	Att	Gain	Lost	Net	TD	Lg
Houston	6	25	1	24	0	17
PASSING	Att	Comp	Int	Yds	TD	Lg
Clausen	55	31	0	384	2	35
RECEIVING	No	Yds	TD	Lg		
Fleming	6	54	0	16		

CLEMSON						
RUSHING	Att	Gain	Lost	Net	TD	Lg
Jasmin	15	131	1	130	1	31
PASSING	Att	Comp	Int	Yds	TD	Lg
Whitehurst	40	22	1	246	0	35
RECEIVING	No	Yds	TD	Lg		
Hamilton	5	69	0	26		
Currie	5	50	0	22		

**2005 COTTON BOWL**

Jan. 1, 2005

TENNESSEE 38
TEXAS A&M 7

DALLAS - Tennessee took the first drive of the game in for a touch-down and never looked back, forcing five turnovers en route to a 38-7 win over Texas A&M in the 69th annual SBC Cotton Bowl Classic.

Offensive MVP Rick Clausen threw three TD passes and Cedric Houston and Gerald Riggs Jr. scored on runs of 12 and 9 yards, respectively, to pace the Vol offensive attack in the first meeting of the two schools since 1957.

Defensive tackle Justin Harrell, who forced a fumble and had a sack, was named the game's defensive MVP. The Vol defense forced four fumbles on the day, with defensive back Ryan Karl adding an interception. A crowd of 74,704 saw the contest played on a warm, overcast day.

Clausen, who completed 18-of-27 passes for 222 yards, threw TD passes to C.J. Fayton, Cory Anderson and Tony Brown and kept the Aggies off balance with an offensive attack totaling 474 yards, nearly equally divided between the pass and the run. Riggs Jr. had 102 yards on 18 carries, while Houston added 62 yards on 13 carries. The Vols held the ball for 40:22, with a school and Cotton Bowl record 32 first downs.

Fayton scored the Vols' first TD, taking a short pass from Clausen on the far side of the field and cutting back to the near side. Anderson earned the next TD with his grab near the end line. Houston and Brown scored in the second quarter, Houston scoring after Corey Larkins recovered a muffed punt and Brown grabbing a TD pass all alone in the far corner of the end zone to finish off a 67-yard drive. Riggs Jr. added a TD run in the third quarter and James Wilhoit boot-ed a 37-yard field goal.

The victory was the Vols' 24th in 45 bowl games.

TENNESSEE 14 14 10 0 — 38
TEXAS A&M 0 0 0 7 — 7

TENN - Fayton 57 pass from Clausen (Wilhoit kick)
TENN - Anderson 12 pass from Clausen (Wilhoit kick)
TENN - Houston 9 run (Wilhoit kick)
TENN - T. Brown 13 pass from Clausen (Wilhoit kick)
TENN - Riggs Jr. 9 run (Wilhoit kick)
TENN - Wilhoit 37 field goal
TAMU - Taylor 5 pass from McNeal (Pegram kick)

TEAM STATISTICS	TENN	TAMU
First Downs	32	17
Rushes-Yards	54-241	18-77
Passing Yards	233	241
Passes (Att.-Comp.-Int.)	31-19-0	38-23-1
Total Offensive Plays	85	56
Total Offensive Yards	474	318
Fumbles-Lost	1-0	4-4
Penalties-Yards	9-100	7-65
Punts-Average	4-34.0	5-43.2
Sacks By-Yards	1-10	1-4
Time of Possession	40:22	19:38

TENNESSEE						
RUSHING	Att	Gain	Lost	Net	TD	Lg
Riggs Jr.	18	104	2	102	1	17
PASSING	Att	Comp	Int	Yds	TD	Lg
Clausen	27	18	0	222	3	57
RECEIVING	No	Yds	TD	Lg		
Fayton	3	94	1	57		

TEXAS A&M						
RUSHING	Att	Gain	Lost	Net	TD	Lg
Thomas	1	54	0	54	0	54
PASSING	Att	Comp	Int	Yds	TD	Lg
McNeal	38	23	1	241	1	28
RECEIVING	No	Yds	TD	Lg		
Mobley	5	70	0	28		

2007 OUTBACK BOWL

Jan. 1, 2007

PENN STATE 20
TENNESSEE 10

TAMPA, Fla. - Three Tennessee turnovers led to 10 Penn State points and a 20-10 loss at the Outback Bowl.

The Vols appeared poised to take command of a 10-10 game early in the fourth quarter when Erik Ainge hit tight end Chris Brown for a 53-yard pass play to the Nittany Lions' 14-yard line. But Penn State linebacker Dan Connor's tackle on tailback Arian Foster caused a fumble that Tony Davis picked up and raced 88 yards for the clinching touchdown with 10:01 to play.

It was the longest defensive score against the Vols in UT bowl history.

UT had tied the contest late in the first half when tailback LaMarcus Coker raced 42 yards for a touchdown on his first rushing attempt of the game.

Penn State, meanwhile, handed off to tailback Tony Hunt 31 times for 158 yards. Hunt earned game MVP honors and his rushing totals were the most carries and third-most yards against UT in a bowl game.

Ainge completed 25-of-37 for 267 yards, including career highs of seven passes each to Brown and Jayson Swain. Brown finished with 66 receiving yards, also a career best, while Swain had 84.

The Vols took a 3-0 lead in the first quarter on James Wilhoit's 44-yard field goal. Wilhoit added an extra-point later in the game and finished his outstanding tenure at UT with 325 points, good enough for second on Tennessee's all-time list.

Penn State answered with 10 straight points on a field goal by Kevin Kelly and a 2-yard pass from Anthony Morelli to Andrew Quarless. That play capped a 92-yard drive in eight plays that was Penn State's longest for the season in terms of distance.

TENNESSEE 3 7 0 0 — 10
PENN STATE 0 10 0 10 — 20

TENN - Wilhoit 44 field goal
PSU - Kelly 34 field goal
PSU - Quarless 2 pass from Morelli (Kelly kick)
TENN - Coker 42 run (Wilhoit kick)
PSU - Davis 88 fumble return (Kelly kick)
PSU - Kelly 22 field goal

TEAM STATISTICS	TENN	PSU
First Downs	17	19
Rushes-Yards	23-83	40-183
Passing Yards	267	197
Passes (Att.-Comp.-Int.)	37-25-1	25-14-0
Total Offensive Plays	60	65
Total Offensive Yards	350	380
Fumbles-Lost	2-2	0-0
Penalties-Yards	7-55	6-45
Punts-Average	5-44.0	4-37.5
Sacks By-Yards	0-0	2-14
Time of Possession	26:58	33:02

TENNESSEE						
RUSHING	Att	Gain	Lost	Net	TD	Lg
A. Foster	12	75	10	65	0	17
PASSING	Att	Comp	Int	Yds	TD	Lg
Ainge	37	25	1	267	0	53
RECEIVING	No	Yds	TD	Lg		
Swain	7	84	0	24		

PENN STATE						
RUSHING	Att	Gain	Lost	Net	TD	Lg
Hunt	31	165	7	158	0	24
PASSING	Att	Comp	Int	Yds	TD	Lg
Morelli	25	14	0	197	1	35
RECEIVING	No	Yds	TD	Lg		
Norwood	4	35	0	21		

2008 OUTBACK BOWL

Jan. 1, 2008

WISCONSIN 17
TENNESSEE 21

TAMPA, Fla. - It really couldn't have ended any other way. After a season full of clutch plays and last-second heroics, Tennessee's Antonio Wardlow intercepted Tyler Donovan at the one-yard line with less than a minute to play to preserve a 21-17 Outback Bowl victory over Wisconsin and 10-win season for the Vols.

Wardlow's pick came after Wisconsin had driven to the Tennessee 36 in hopes of punching in a game-winning score. The Badgers had marched all the way from their own 12 before deciding to take a shot at the end zone with 28 seconds remaining in the game.

Wardlow's defensive play saved the game for the Vols, but senior quarterback Erik Ainge was named the MVP. He connected on 25 of 43 passes for 365 yards and two touchdowns in his final contest in orange and white. He completed passes to nine different receivers led by Josh Briscoe, who caught seven balls for 101 yards and a score.

Tennessee jumped out to a 7-0 lead when it converted a Wisconsin turnover into a Gerald Jones three-yard touchdown run early in the opening period. Wisconsin returned the ensuing kick-off 67 yards to the Tennessee 37 and then took only five plays to tie the game. Donovan scampered six yards for the score.

The Vols found paydirt on two consecutive possessions in the second quarter to jump out to a 21-7 lead. Ainge moved the offense 59 yards in just three plays and hit Briscoe for a 29-yard score to cap the first drive.

After the defense forced a three-and-out, Ainge took the Vols 51 yards in four plays and found a wide-open Brad Cottam for the 31-yard score and a two-touchdown advantage.

The Badgers methodically moved down the field to pull within seven before the half, capping a nine-play, 70-yard drive with a four-yard strike from Donovan to Andy Crooks.

The only scoring of the second half came on a 27-yard field goal from Taylor Mehlhaff late in the third quarter.

WISCONSIN 7 7 3 0 -- 17
TENNESSEE 7 14 0 0 -- 21

UT - G. Jones 3 run (Lincoln kick).
WI - Donovan 6 run (Mehlhaff kick).
UT - Briscoe 29 pass from Ainge (Lincoln kick).
UT - Cottam 31 pass from Ainge (Lincoln kick).
WI - Crooks 4 pass from Donovan (Mehlhaff kick).
WI - Mehlhaff 27 field goal.

TEAM STATISTICS	WIS	UT
First Downs	16	18
Rushes-Yards	41-192	29-66
Passing Yards	155	365
Passes (C-A-I)	25-14-1	43-25-0
Total Offensive Plays	66	72
Total Offense	347	431
Fumbles-Lost	1-1	2-1
Penalties-Yards	2-10	5-60
Punts-Average	6-44.7	7-42.1
Time of Possession	32:30	27:30
Third-Down Conversions	6 of 15	9 of 18
Fourth-Down Conversions	0 of 1	1 of 1
Sacks By-Yards	0-0	3-16

TENNESSEE						
RUSHING	Att	Gain	Lost	Net	TD	Lg
Hardesty	7	42	7	35	0	26
A. Foster	16	46	15	31	0	13
PASSING	Att	Comp	Int	Yds	TD	Lg
Ainge	43	25	0	365	2	40
RECEIVING	No	Yds	TD	Lg		
Briscoe	7	101	1	29		
Moore	4	86	0	40		

WISCONSIN						
RUSHING	Att	Gain	Lost	Net	TD	Lg
Hill	13	132	0	132	0	50
Brown	8	29	0	29	0	9
PASSING	Att	Comp	Int	Yds	TD	Lg
Donovan	24	14	1	155	1	27
RECEIVING	No	Yds	TD	Lg		
Graham	7	75	0	21		
Jefferson	3	27	0	16		

T Junior Varsity/Freshmen Results

1922 (5-1)
Coach: W. G. (Petie) Siler

Tenn.	Opp.
41—Central High School.....	0
3—Tusculum.....	0
19—Vanderbilt.....	12
18—Sewanee.....	12
32—Maryville.....	7
6—Kentucky.....	20
—	—
119	51

1923 (3-3)
Coach: W. G. (Petie) Siler

Tenn.	Opp.
0—Central High School.....	7
18—Sewanee.....	12
18—Florida.....	12
19—Vanderbilt.....	0
7—East Tennessee Normal.....	49
0—Kentucky.....	6
—	—
62	86

1924 (5-0)
Coach: A. W. Hobt

Tenn.	Opp.
41—Gallatin Private.....	13
59—East Tennessee Normal.....	0
40—Athens School.....	6
20—Centre.....	19
14—Kentucky.....	0
—	—
174	38

1925 (4-1)
Coach: A. W. Hobt

Tenn.	Opp.
1—East Tennessee Normal.....	0
forfeit.....	0
54—Hiwasee.....	0
20—Vanderbilt.....	0
19—Centre.....	13
0—Kentucky.....	8
—	—
94	21

1926 (1-4)
Coach: Charles Lindsay

Tenn.	Opp.
7—Central High School.....	34
2—Chattanooga.....	17
13—Kentucky.....	44
28—Maryville.....	0
6—Vanderbilt.....	12
—	—
56	107

1927 (5-0)
Coach: William S. Harkness

Tenn.	Opp.
45—Murphy Institute.....	0
6—Chattanooga.....	0
31—Georgetown.....	0
26—Vanderbilt.....	14
52—Kentucky.....	0
—	—
16014	—

1928 (5-0)
Coach: William S. Harkness

Tenn.	Opp.
35—Williamsburg.....	0
7—Chattanooga.....	6
79—Georgetown.....	0
34—Tennessee Wesleyan.....	0
21—Kentucky.....	0
—	—
1766	—

1929 (2-1-1)
Coach: William S. Harkness

Tenn.	Opp.
19—Chattanooga.....	0
0—Centre.....	0
0—Vanderbilt.....	13
7—Kentucky.....	6
—	—
26	19

1930 (4-0-1)
Coach: William S. Harkness

Tenn.	Opp.
12—Tennessee Wesleyan.....	0
6—Centre.....	0
7—Sewanee.....	7
53—Vanderbilt.....	0
37—Kentucky.....	0
—	—
115	7

1931 (5-0)
Coach: John H. Barnhill

Tenn.	Opp.
25—Central High School.....	0
6—Chattanooga.....	0
53—Sewanee.....	0
20—Vanderbilt.....	13
28—Kentucky.....	13
—	—
132	26

1932 (2-1-1)
Coach: John H. Barnhill

Tenn.	Opp.
0—Sewanee.....	0
13—Central High School.....	0
0—Kentucky.....	14
19—Vanderbilt.....	13
—	—
32	27

1933 (2-0)
Coach: John H. Barnhill

Tenn.	Opp.
7—Kentucky.....	0
24—Vanderbilt.....	0
—	—
31	0

1934 (1-1)
Coach: John H. Barnhill

Tenn.	Opp.
6—Kentucky.....	13
25—Vanderbilt.....	13
—	—
31	26

1935 (1-1)
Coach: Hugh Faust

Tenn.	Opp.
14—Kentucky.....	21
20—Vanderbilt.....	13
—	—
34	34

1936 (2-0)
Coach: Hugh Faust

Tenn.	Opp.
15—Kentucky.....	0
13—Vanderbilt.....	12
—	—
28	12

1937 (2-1)
Coach: Hugh Faust

Tenn.	Opp.
19—Chattanooga.....	0
14—Kentucky.....	0
7—Vanderbilt.....	13
—	—
40	13

1938 (2-0)
Coach: Hugh Faust

Tenn.	Opp.
19—Centre.....	0
13—Kentucky.....	7
—	—
32	7

1939 (2-0)
Coach: Hugh Faust

Tenn.	Opp.
19—Centre.....	0
39—Tennessee Wesleyan.....	12
—	—
58	12

1940 (1-2)
Coach: Hugh Faust

Tenn.	Opp.
6—Vanderbilt.....	19
20—Duke.....	7
0—Kentucky.....	12
—	—
26	38

1941 (1-2)
Coach: John Mauer

Tenn.	Opp.
14—Vanderbilt.....	21
7—Duke.....	13
21—Kentucky.....	0
—	—
42	34

1942 (2-0)
Coach: John Mauer

Tenn.	Opp.
27—Vanderbilt.....	7
51—Camp Forrest.....	0
—	—
78	7

1943
No Team

1944 and 1945
Freshmen Eligible
For Varsity

*1946 (3-2)
Coach: Harvey Robinson

Tenn.	Opp.
27—Mississippi.....	7
0—Georgia Tech.....	20
13—Kentucky.....	7
25—Georgia.....	0
14—Vanderbilt.....	30
—	—
79	64

*1947 (2-1)
Coach: Harvey Robinson

Tenn.	Opp.
27—Mississippi.....	14
20—Georgia Tech.....	14
0—Georgia.....	7
—	—
47	35

1948 (2-1)
Coach: Harvey Robinson

Tenn.	Opp.
0—Kentucky.....	7
26—Mississippi State.....	13
12—Vanderbilt.....	0
—	—
38	20

1949 (1-2)
Coach: Ike Peel

Tenn.	Opp.
7—Kentucky.....	21
0—Vanderbilt.....	20
24—Mississippi State.....	7
—	—
31	48

1950 (0-3)
Coach: Ike Peel

Tenn.	Opp.
27—Kentucky.....	37
7—Mississippi State.....	13
13—Vanderbilt.....	34
—	—
47	84

*1951 (3-0)
Coach: Ike Peel

Tenn.	Opp.
42—Kentucky.....	7
38—Notre Dame.....	6
35—Vanderbilt.....	26
—	—
115	39

*1952 (1-1)
Coach: Bernard (Bunzy) O'Neil

Tenn.	Opp.
7—Georgia Tech.....	6
7—Vanderbilt.....	44
—	—
14	50

*1953 (2-2)
Coach: Bernard (Bunzy) O'Neil

Tenn.	Opp.
13—Vanderbilt.....	0
13—Georgia Tech.....	28
0—Georgia.....	12
32—Biltmore Junior College.....	6
—	—
58	46

1954
No Team

1955 (2-1)
Coach: Bernard (Bunzy) O'Neil

Tenn.	Opp.
12—Maryville.....	20
13—Vanderbilt.....	6
26—Kentucky.....	0
—	—
51	26

1956 (0-3)
Coach: Bernard (Bunzy) O'Neil

Tenn.	Opp.
0—Carson-Newman.....	21
7—Vanderbilt.....	33
0—Kentucky.....	19
—	—
7	73

1957 (1-2)
Coach: Bobby Proctor

Tenn.	Opp.
14—Tennessee Wesleyan.....	6
7—Vanderbilt.....	21
6—Kentucky.....	27
—	—
27	54

1958 (0-3)
Coach: Bobby Proctor

Tenn.	Opp.
6—Georgia Tech.....	26
0—Vanderbilt.....	6
6—Kentucky.....	12
—	—
12	44

1959 (2-1)
Coach: Bobby Proctor

Tenn.	Opp.
3—Georgia Tech.....	7
16—Vanderbilt.....	0
17—Kentucky.....	13
—	—
36	20



1960 (2-1)
Coach: Bobby Proctor

Tenn.	Opp.
10—Vanderbilt.....	0
13—Kentucky.....	0
14—Georgia Tech.....	21
—	—
37	21

1961 (2-1)
Coach: Dale Haupt

Tenn.	Opp.
12—Georgia Tech.....	16
27—Vanderbilt.....	18
14—Kentucky.....	7
—	—
53	41

1962 (0-1-2)
Coach: Dale Haupt

Tenn.	Opp.
6—Georgia Tech.....	10
14—Vanderbilt.....	14
10—Kentucky.....	10
—	—
30	34

1963 (2-2)
Coach: Dale Haupt

Tenn.	Opp.
6—Georgia Tech.....	21
46—Virginia Tech.....	0
27—Vanderbilt.....	10
0—Kentucky.....	70
—	—
79	101

1964 (1-3)
Coach: George McKinney

Tenn.	Opp.
15—Georgia Tech.....	17
0—Vanderbilt.....	17
14—Kentucky.....	22
18—Virginia Tech.....	6
—	—
47	62

1965 (3-1)
Coach: George McKinney

Tenn.	Opp.
19—Virginia Tech.....	8
19—Vanderbilt.....	0
40—Kentucky.....	0
8—Alabama.....	19
—	—
86	27

1966 (3-1)
Coach: Bob Davis

Tenn.	Opp.
21—Kentucky.....	14
14—Vanderbilt.....	6
33—Georgia Tech.....	10
9—Alabama.....	21
—	—
77	51

1967 (1-2-1)
Coach: Bob Davis

Tenn.	Opp.
14—Vanderbilt.....	14
27—Kentucky.....	20
13—Georgia Tech.....	14
3—Alabama.....	7
—	—
71	55

1968 (2-3)
Coach: Bob Davis

Tenn.	Opp.
7—Vanderbilt.....	17
34—Kentucky.....	7
21—Alabama.....	28
22—Georgia Tech.....	8
6—Notre Dame.....	15
—	—
90	75

1969 (4-1)
Coach: Ken Hatfield

Tenn.	Opp.
25—Vanderbilt.....	0
21—Kentucky.....	6
10—Notre Dame.....	7
12—Georgia Tech.....	7
0—Alabama.....	35
—	—
68	55

1970 (0-5)
Coach: Rex Dockery

Tenn.	Opp.
14—Kentucky.....	19
20—Vanderbilt.....	24
20—Notre Dame.....	21
20—Alabama.....	28
20—Georgia Tech.....	28
—	—
94	120

1971 (4-1)
Coach: Bob Davis

Tenn.	Opp.
51—Vanderbilt.....	13
20—Kentucky.....	24
26—Georgia Tech.....	6
36—Alabama.....	13
30—Notre Dame.....	13
—	—
163	69

1972 (2-3)
Coach: Bob Davis

Tenn.	Opp.
9—Vanderbilt.....	17
34—Kentucky.....	6
7—Georgia Tech.....	9
21—Alabama.....	34
*49—Notre Dame.....	34
—	—
120	100

*1973 (2-3)
Coach: Bob Davis

Tenn.	Opp.
24—Vanderbilt.....	9
3—Georgia Tech.....	31
9—Kentucky.....	7
20—Alabama.....	27
7—Louisiana State.....	26
—	—
63	100

*1974 (3-0)
Coach: Bob Davis

Tenn.	Opp.
16—Alabama.....	7
28—Louisiana State.....	12
27—Georgia Tech.....	14
—	—
71	33

1975 (3-0)
Coach: Bob Davis

Tenn.	Opp.
34—Vanderbilt.....	13
24—Georgia Tech.....	13
17—Kentucky.....	10
—	—
53	42

*1976 (2-1)
Coach: Robbie Franklin

Tenn.	Opp.
21—Kentucky.....	14
0—Lees-McRae.....	13
38—Vanderbilt.....	6
—	—
59	33

*1977 (2-2)
Coach: Craig Boller

Tenn.	Opp.
24—Lees-McRae.....	13
7—Georgia Tech.....	20
20—Kentucky.....	13
8—Louisville.....	28
—	—
59	74

*1978 (2-2)
Coach: John Julies

Tenn.	Opp.
28—Kentucky.....	31
29—Georgia.....	31
35—Carson Newman.....	14
48—Carson Newman.....	26
—	—
140	102

*1979 (2-2)
Coach: Chris Fischer

Tenn.	Opp.
6—South Carolina.....	34
29—Kentucky.....	18
19—Georgia.....	42
21—Louisville.....	20
—	—
75	114

*1980 (3-2)
Coach: Jerry Kirk

Tenn.	Opp.
19—South Carolina.....	29
19—Louisville.....	16
21—Georgia.....	14
6—Kentucky.....	7
14—Tennessee Military.....	12
—	—
60	68

*1981 (1-3)
Coach: Jerry Kirk

Tenn.	Opp.
2—South Carolina.....	14
21—Kentucky.....	12
15—Tennessee Military.....	46
14—Carson-Newman.....	16
—	—
52	88

*1982 (3-1)
Coach: Greg Gibson

Tenn.	Opp.
17—Tennessee Military.....	0
17—South Carolina.....	19
42—Maryville.....	7
41—Kentucky.....	19
—	—
117	45

*1983 (2-0)
Coach: Jim Davis

Tenn.	Opp.
31—Tennessee Military.....	14
16—Tennessee Military.....	10
—	—
47	24

*1984 (1-0)
Coach: Donald Dunn

Tenn.	Opp.
20—Tennessee Military.....	6
—	—
20	6

*1985 (1-2)
Coach: Preston O'Neal

Tenn.	Opp.
42—Tennessee Military.....	22
14—Northeast Oklahoma A&M.....	28
15—Marion Institute.....	17
—	—
71	67

*1986 (1-1)
Coach: Mike Casteel

Tenn.	Opp.
14—Tennessee Military.....	11
14—Northeast Oklahoma A&M.....	23
—	—
28	34

*1987 (0-2)
Coach: Taz Ellinger

Tenn.	Opp.
10—Northeast Oklahoma A&M.....	37
14—Tennessee Military.....	20
—	—
24	57

*1991 (1-1)
Coach: Mark Bradley

Tenn.	Opp.
35—Georgia Military.....	27
0—Northeast Oklahoma A&M.....	20
—	—
35	47

*1992 (1-1)
Coach: Steve Bird

Tenn.	Opp.
10—Northeast Oklahoma A&M.....	56
26—UT-Chattanooga JV.....	13
—	—
36	69

*2007 (1-0)
Coach: Jim Bob Cooter

Tenn.	Opp.
37—Hargrave Military Academy.....	20
—	—
37	20

*2008 (1-0)
Coach: Jim Bob Cooter

Tenn.	Opp.
37—Hargrave Military Academy.....	21
—	—
37	21

JV Coach Records

W.G. Petie Siler	8-4
A.W. Hobt	9-1
Charles Lindsay	1-4
William S. Harkness	16-1-2
John Barnhill	10-2-1
Hugh Faust	10-4-0
John Mauer	3-2
Harvey Robinson	7-4
Ike Peel	4-5
Bernard O'Neil	5-7
Bobby Proctor	5-7
Dale Haupt	4-4-2
George McKinney	4-4
Bob Davis	6-6-1
Ken Hatfield	4-1
Rex Dockery	0-5
Bob Davis	14-7
Robbie Franklin	2-1
Craig Boller	2-2
John Julies	2-2
Chris Fischer	2-2
Jerry Kirk	4-5
Greg Gibson	3-1
Jim Davis	2-0
Donald Dunn	1-0
Preston O'Neal	1-2
Mike Casteel	1-1
Taz Ellinger	0-2
Mark Bradley	1-1
Steve Bird	1-1
Jim Bob Cooter	2-0



Tennessee boasts one of the nation's best and most-viewed collegiate web sites.

UTSports.com is your best source for everything Orange including game day activities, stats, video highlights, schedules, rosters, a detailed history of UT football and lots more.

Log on to UTSports.com before and after each game to get the most up to date information about the Tennessee Volunteers.