

MAX MCGEE
12-Year NFL Veteran

MATT FORTÉ
2007 All-American
Running Back



TULANE
FOOTBALL™

2009 MEDIA SUPPLEMENT
www.TulaneGreenWave.com

DUB JONES
1944 All-American
Halfback

SHAUN KING
1997 & 1998 C-USA
Player of the Year

CHARLIE HALL
1973 All-American
Defensive Tackle



TABLE OF CONTENTS

RECORD BOOK

| | |
|----------------------------------|-------|
| All-Purpose..... | 2 |
| Defense..... | 3-7 |
| Kick/Punt Returns..... | 8-11 |
| Passing..... | 12-19 |
| Punting..... | 20-21 |
| Receiving..... | 22-25 |
| Rushing..... | 26-30 |
| Scoring..... | 31-35 |
| Total Offense..... | 36-38 |
| Opponent Records..... | 39 |
| Louisiana Superdome Records..... | 40 |

HISTORY BOOK

| | |
|---------------------------------|-------|
| Year-by-Year Summaries..... | 41-64 |
| Year-by-Year Record..... | 65-66 |
| All-Time Coaches..... | 67 |
| Record vs. Opponents..... | 68 |
| Record vs. Ranked Teams..... | 69 |
| Green Wave in the Pros..... | 70-72 |
| Tulane in the Pro Draft..... | 73 |
| Tulane All-Americans..... | 74-76 |
| Tulane Honors..... | 77-78 |
| Tulane in All-Star Games..... | 79 |
| All-Time Lettermen..... | 80-86 |
| All-Time Assistant Coaches..... | 87 |
| Bowl History..... | 88-92 |
| Bowl Records..... | 93 |
| Attendance Records..... | 94 |

The Tulane Athletic Communications staff stands ready to assist in your coverage of all Green Wave Athletic teams in 2009-10. For information regarding credentials, Tulane teams and players, arranging interviews, broadcast coverage, obtaining statistics or photos, and press opportunities, please call the Athletic Communications Office at (504) 862-8240. The Media Relations offices are located on the second floor of the James W. Wilson Center. Metered parking is available in front of the building on a first-come, first-served basis.

Please take a moment to read the important media information below:

Weekly Press Opportunity

Tulane Head Coach Bob Toledo and selected Green Wave players will meet with the media each Tuesday morning during the season in the Hall of Fame Room of the Wilson Center. Requests for specific players should be made to the Athletic Communications Office on Sunday afternoon prior to the press opportunity.

Interviews

All interview requests for Coach Toledo, any Tulane assistant coaches and players must be coordinated through the Athletic Communications Office.

Players are available for interviews, either in person or on the phone, before or after practice Sunday through Wednesday. In order to arrange for player interviews, please provide 24 hours notice.

Practice Coverage

In general, Tulane practices are open to the local media. However, practice may be closed or moved without notice. Please contact the Tulane Athletic Communications Office if you plan on attending practice so that we may confirm the day's practice schedule.

Website

Updated statistics, game recaps, weekly and daily releases, press conference transcripts, player and coaches' bios, historical, broadcast and ticket information, can be found on the Tulane Official Athletics Website at www.TulaneGreenWave.com. Media are encouraged to check the website regularly for the latest Green Wave athletics news.



All-Purpose Yardage

Individual Records

Most Total Plays

| | | | |
|--------|-------|---|----------|
| Game | 44 | Matt Forté vs. Memphis (44 rush) | 10/27/07 |
| Season | 393 | Matt Forté (361 rush, 32 rec., 1 ret.) | 2007 |
| Career | 1,103 | Mewelde Moore (909 rush, 189 rec. 5 ret.) | 2000-03 |

Most Net Yards Gained

| | | | |
|--------|-------|--|----------|
| Game | 342 | Matt Forté vs. SMU | 10/20/07 |
| | |(342 rushing) | |
| Season | 2,420 | Matt Forté | 2007 |
| | | (2,217 rushing, 282 receiving, 11 return) | |
| Career | 6,505 | Mewelde Moore | 2000-03 |
| | |(4,364 rushing, 2,059 receiving, 82 return) | |

CAREER LEADERS

| | Player | Seasons | Rush | Rec | KR | PR | Yards |
|-----|---------------------|---------|------|------|------|-----|-------|
| 1. | Mewelde Moore | 2000-03 | 4364 | 2059 | 82 | 0 | 6505 |
| 2. | Matt Forté | 2004-07 | 4265 | 985 | 11 | 0 | 5261 |
| 3. | Michael Pierce | 1987-89 | 684 | 1373 | 2570 | 0 | 4627 |
| 4. | Jeff Liggon | 1993-96 | 179 | 1009 | 2922 | 0 | 4110 |
| 5. | Terrance Strickland | 1988-92 | 758 | 800 | 2033 | 201 | 3792 |
| 6. | Marc Zeno | 1984-87 | 17 | 3725 | 0 | 0 | 3742 |
| 7. | Don Zimmerman | 1930-32 | 2369 | 24 | 245 | 950 | *3733 |
| 8. | Bill Banker | 1927-29 | 2516 | 0 | 0 | 411 | 3639 |
| 9. | Eddie Price | 1946-49 | 3095 | 0 | 537 | 0 | 3686 |
| 10. | JaJuan Dawson | 1996-99 | 3 | 3048 | 328 | 0 | 3379 |

* - includes interception return yardage

SINGLE-SEASON LEADERS

| | Player | Season | Rush | Rec | KR | PR | Yards |
|-----|----------------|--------|------|------|-----|-----|-------|
| 1. | Matt Forté | 2007 | 2127 | 282 | 11 | 0 | 2420 |
| 2. | Mewelde Moore | 2001 | 1421 | 756 | 82 | 0 | 2259 |
| 3. | Mewelde Moore | 2002 | 1138 | 545 | 0 | 0 | 1683 |
| 4. | Michael Pierce | 1988 | 345 | 534 | 765 | 0 | 1644 |
| 5. | Tommy Mason | 1960 | 663 | 376 | 314 | 99 | 1452 |
| 6. | Eddie Price | 1949 | 1137 | 81 | 0 | 219 | 1437 |
| 7. | P.J. Franklin | 1997 | 3 | 703 | 443 | 260 | 1409 |
| 8. | JaJuan Dawson | 1999 | 3 | 1051 | 328 | 0 | 1382 |
| 9. | Michael Pierce | 1987 | 242 | 293 | 825 | 0 | 1360 |
| 10. | P.J. Franklin | 1998 | 55 | 1174 | 82 | 48 | 1359 |

SINGLE-GAME LEADERS

| | Yards | Player | Date | Opponent | Add'l. Stats |
|-----|-------|-----------------|----------|--------------|-----------------------|
| 1. | 342 | Matt Forté | 10/20/07 | SMU | 342 rush |
| 2. | 336 | Mewelde Moore | 10/6/01 | Cincinnati | 249 rush/87 rec |
| 3. | 312 | Matt Forté | 9/22/07 | SE Louisiana | 303 rush/9 rec |
| 4. | 293 | Matt Forté | 10/27/07 | Memphis | 278 rush/15 rec |
| 5. | 289 | Eddie Price | 11/5/49 | Navy | 238 rush/3 rec/48 ret |
| 6. | 285 | André Anderson | 10/11/08 | UTEP | 255 rush/30 rec |
| 7. | 283 | Matt Forté | 11/13/04 | Army | 216 rush /47 rec |
| 8. | 271 | Jerome McIntosh | 11/18/89 | Vanderbilt | 271 rec |
| | 271 | Mewelde Moore | 9/29/01 | Southern | 201 rush/70 rec |
| 10. | 257 | André Anderson | 9/25/08 | SMU | 219 rush/38 rec |



Running back Mewelde Moore holds the Tulane all-purpose yards career record with 6,505 from 1999-2002. He completed his career ranked 12th on the NCAA's all-time all-purpose yardage list.

YEAR-BY-YEAR LEADERS

| Year | Player | Rush | Rec | KOR | PR | Yards |
|------|---------------------|------|------|------|-----|-------|
| 1947 | Eddie Price | 471 | 36 | 148 | 26 | 681 |
| 1948 | Eddie Price | 1178 | 7 | 0 | 133 | 1318 |
| 1949 | Eddie Price | 1137 | 81 | 219 | 0 | 1437 |
| 1950 | James Waggoner | 663 | 88 | 110 | 7 | 868 |
| 1951 | Not available | --- | --- | --- | --- | --- |
| 1952 | Max McGee | 428 | 199 | 220 | 132 | 979 |
| 1953 | Max McGee | 430 | 166 | 371 | 27 | 994 |
| 1954 | Bobby Saia | 422 | 0 | 278 | 0 | 700 |
| 1955 | Ronny Quillian | 685 | -10 | 50 | 0 | 725 |
| 1956 | Not available | --- | --- | --- | --- | --- |
| 1957 | Claude Mason | 338 | 132 | 180 | 15 | 665 |
| 1958 | Richie Petitbon | 213 | 0 | 276 | 42 | 531 |
| 1959 | Terry Terrebonne | 408 | 43 | 335 | 45 | 831 |
| 1960 | Tommy Mason | 663 | 376 | 314 | 99 | 1452 |
| 1961 | Larry McIntire | 112 | 18 | 352 | 45 | 527 |
| 1962 | Jerry Graves | 200 | 128 | 513 | 59 | 900 |
| 1963 | Jerry Graves | 104 | 129 | 239 | 50 | 522 |
| 1964 | Jerry Graves | 182 | 139 | 242 | 113 | 676 |
| 1965 | Carl Crowder | 301 | 145 | 266 | 113 | 825 |
| 1966 | Bobby Duhon | 748 | 0 | 0 | 20 | 768 |
| 1967 | Warren Bankston | 473 | 72 | 60 | 0 | 605 |
| 1968 | Warren Bankston | 473 | 90 | 182 | 0 | 745 |
| 1969 | Joe Bullard | 0 | 0 | 133 | 395 | 528 |
| 1970 | David Abercrombie | 933 | 62 | 153 | 0 | 1148 |
| 1971 | Ricky Hebert | 819 | 19 | 0 | 0 | 838 |
| 1972 | Doug Bynum | 507 | 10 | 16 | 0 | 533 |
| 1973 | Doug Bynum | 589 | 29 | 0 | 0 | 618 |
| 1974 | Martin Mitchell | 0 | 0 | 594 | 231 | 825 |
| 1975 | Don Lemon | 420 | 208 | 0 | 0 | 628 |
| 1976 | Bill Kramer | 467 | 278 | 13 | 0 | 758 |
| 1977 | Marvin Christian | 691 | 171 | 444 | 0 | 1306 |
| 1978 | Marvin Christian | 879 | 225 | 137 | 0 | 1241 |
| 1979 | Reggie Reginelli | 487 | 192 | 233 | 222 | 1134 |
| 1980 | Robert Griffin | 38 | 801 | 39 | 0 | 878 |
| 1981 | Marvin Lewis | 860 | 209 | 0 | 0 | 1069 |
| 1982 | Robert Griffin | 0 | 784 | 52 | 0 | 836 |
| 1983 | Wayne Smith | 85 | 835 | 0 | 0 | 920 |
| 1984 | Mike Jones | 573 | 291 | 0 | 0 | 864 |
| 1985 | Marc Zeno | 0 | 1137 | 0 | 0 | 1137 |
| 1986 | Marc Zeno | 0 | 1033 | 0 | 0 | 1033 |
| 1987 | Michael Pierce | 242 | 293 | 825 | 0 | 1360 |
| 1988 | Michael Pierce | 345 | 534 | 765 | 0 | 1644 |
| 1989 | Terrance Strickland | 121 | 350 | 498 | 8 | 977 |
| 1990 | Terrance Strickland | 281 | 313 | 554 | 111 | 1259 |
| 1991 | Wil Ursin | -2 | 969 | 0 | 114 | 1081 |
| 1992 | Terrance Strickland | 305 | 51 | 775 | 82 | 1213 |
| 1993 | Jeff Liggon | 188 | 94 | 552 | 0 | 834 |
| 1994 | Jeff Liggon | 0 | 237 | 1038 | 0 | 1275 |
| 1995 | Jeff Liggon | -9 | 330 | 625 | 0 | 946 |
| 1996 | Jeff Liggon | 0 | 348 | 707 | 0 | 1055 |
| 1997 | P.J. Franklin | 3 | 703 | 443 | 260 | 1409 |
| 1998 | P.J. Franklin | 55 | 1174 | 82 | 48 | 1359 |
| 1999 | JaJuan Dawson | 3 | 1051 | 328 | 0 | 1382 |
| 2000 | Mewelde Moore | 890 | 350 | 0 | 0 | 1240 |
| 2001 | Mewelde Moore | 1421 | 756 | 82 | 0 | 2259 |
| 2002 | Mewelde Moore | 1138 | 545 | 0 | 0 | 1683 |
| 2003 | Mewelde Moore | 915 | 408 | 0 | 0 | 1323 |
| 2004 | Roydell Williams | -7 | 826 | 0 | 0 | 819 |
| 2005 | Matt Forté | 655 | 163 | 0 | 0 | 818 |
| 2006 | Matt Forté | 859 | 360 | 0 | 0 | 1219 |
| 2007 | Matt Forté | 2127 | 282 | 11 | 0 | 2420 |
| 2008 | André Anderson | 864 | 202 | 0 | 0 | 1066 |

TEAM RECORDS

Fewest Plays Against

| | | | |
|--------|-----|-----------------------|---------|
| Game | 30 | by Northwestern State | 9/28/29 |
| Season | 368 | (6 Games) | 1943 |

Fewest Net Yards Allowed

| | | | |
|--------|-------|------------------------|---------|
| Game | 7 | by Mississippi College | 10/9/37 |
| Season | 1,026 | (10 Games) | 1931 |

Fewest First Downs Allowed

| | | | |
|--------|----|-------------|----------|
| Game | 1 | by Auburn | 11/4/41 |
| | 1 | by Kentucky | 11/12/32 |
| Season | 55 | (10 Games) | 1931 |

Rushing

Fewest Rushes Allowed

| | | | |
|--------|-----|-----------------------|---------|
| Game | 15 | by Northwestern State | 9/28/29 |
| Season | 243 | (6 Games) | 1943 |

Fewest Net Yards Allowed

| | | | |
|--------|-----|-------------------|----------|
| Game | -54 | by North Carolina | 10/18/41 |
| Season | 423 | (10 Games) | 1931 |

Lowest Average Allowed Per Rush

| | | | |
|--------|------|---|----------|
| Game | -1.9 | by North Carolina (28 carries, -54 yards) | 10/18/41 |
| Season | 1.7 | 372 carries, 603 yards (9 games) | 1941 |

Lowest Average Yards Allowed Per Game

| | | | |
|--------|------|------------|------|
| Season | 38.5 | (11 games) | 1931 |
|--------|------|------------|------|

Passing

Fewest Net Yards Allowed

| | | | |
|--------|-----|---------------------|----------|
| Game | -2 | by Auburn (1-for-6) | 10/25/47 |
| Season | 413 | (10 games) | 1957 |

Fewest Passing Attempts Allowed

| | | | |
|--------|----|-----------------|----------|
| Game | 3 | by Rice | 9/13/97 |
| | 3 | by Georgia Tech | 10/22/77 |
| | 3 | by Alabama | 11/7/59 |
| Season | 94 | (10 games) | 1957 |

Fewest Completions Allowed

| | | | |
|--------|----|---------------------------|----------|
| Game | 0 | many times | |
| | | most recent by Vanderbilt | 11/17/61 |
| Season | 33 | (10 games) | 1957 |

Fewest Interceptions by Opponent

| | | | |
|--------|---|-----------|------|
| Season | 4 | (9 games) | 1939 |
|--------|---|-----------|------|

Most Quarterback Sacks

| | | | |
|--------|----|-----------------|-----------|
| Game | 11 | vs. Florida A&M | 9/11/2004 |
| Season | 46 | (11 games) | 1973 |

Punting

Most Punts by Opponent

| | | | |
|--------|-----|-------------|----------|
| Game | 17 | by Kentucky | 11/12/32 |
| Season | 128 | (11 games) | 1931 |

Lowest Average Per Opponent Punt

| | | | |
|--------|------|----------------------|----------|
| Game* | 21.8 | by Mississippi State | 10/31/31 |
| Season | 31.2 | (11 games) | 1931 |

*minimum five attempts



Sean Lucas and the 2002 Green Wave defense set a school record with six touchdowns; three on fumble returns and three via interception return.

Most Punts Blocked by Tulane

| | | | |
|--------|---|------------|------|
| Season | 6 | (11 games) | 1931 |
|--------|---|------------|------|

Scoring

Fewest Points Allowed

| | | | |
|--------|----|-----------|------|
| Season | 0 | (5 games) | 1900 |
| | 19 | (6 games) | 1901 |

Most Defensive Touchdowns

| | | | |
|--------|---|--------------------------------------|----------|
| Game | 2 | On Several Occasions | |
| | | Last vs. Marshall | 10/29/05 |
| Season | 6 | 3 fumble & 3 interception (12 games) | 2002 |

Penalties

Most Penalties by Opponent

| | | | |
|--------|-----|------------------|---------|
| Game | 18 | by East Carolina | 11/2/91 |
| Season | 103 | (11 games) | 1991 |

Most Opponent Yards Penalized

| | | | |
|--------|-----|-------------|---------|
| Game | 169 | by Kentucky | 11/1/80 |
| Season | 933 | (11 games) | 1991 |

Turnovers

Most Turnovers Gained by Tulane

| | | | |
|--------|----|--|------|
| Season | 44 | 24 fumbles & 20 interceptions (11 games) | 1980 |
|--------|----|--|------|

Most Interceptions by Tulane

| | | | |
|--------|----|------------|------|
| Season | 28 | (11 games) | 1970 |
|--------|----|------------|------|

Most Fumbles by Opponent

| | | | |
|--------|----|----------------|---------|
| Game | 10 | by Mississippi | 9/27/80 |
| Season | 40 | (11 games) | 1982 |

Most Fumbles Lost by Opponent

| | | | |
|--------|----|----------------|---------|
| Game | 8 | by Mississippi | 9/27/80 |
| Season | 24 | (11 games) | 1980 |

TEAM SEASON HIGHS

Pass Interceptions

| | | |
|----|----------------------|------------|
| 1. | 28 in 1970 | (11 games) |
| 2. | 26 in 1997 | (11 games) |
| 3. | 22 in 2002 | (13 games) |
| 4. | 20 in 1980 | (11 games) |
| 5. | 19 in 1972 | (11 games) |
| 6. | 18 in 1986 | (11 games) |
| 7. | 17 in 1979 | (11 games) |
| 8. | 16 in 1984 | (11 games) |
| 9. | 15 on four occasions | |

Sacks

| | | |
|----|------------|------------|
| 1. | 48 in 2002 | (13 games) |
| 2. | 47 in 1973 | (11 games) |
| 3. | 40 in 1979 | (11 games) |
| 4. | 35 in 1997 | (11 games) |
| | 35 in 1977 | (11 games) |
| 6. | 34 in 1981 | (11 games) |
| 7. | 28 in 2007 | (12 games) |
| 8. | 27 in 2000 | (11 games) |
| | 27 in 1999 | (11 games) |
| | 27 in 1984 | (11 games) |
| | 27 in 2005 | (11 games) |

Individual Records

Most Interceptions

| | | | |
|--------|----|----------------------------------|----------|
| Game | 4 | Jimmy Glisson vs. Virginia | 11/19/49 |
| Season | 9 | Jimmy Glisson | 1949 |
| | 9 | Paul Ellis | 1970 |
| Career | 18 | Paul Ellis | 1969-71 |

Most Interception Return Yardage

| | | | |
|--------|-----|-----------------------------|----------|
| Game | 110 | Arthur Green vs. Army | 10/16/76 |
| Season | 167 | Joe Bullard | 1970 |
| Career | 268 | Bobby Jones | 1947-50 |

Highest Yard-Per-Interception Return Avg.

| | | | |
|--------|------|----------------------------------|------|
| Season | 39.3 | Charlie Daigle (3-for-118) | 1951 |
| | 36.3 | Mitchell Price (3-for-109) | 1987 |

Longest Interception Return

| | | | |
|------|-----|---|---------|
| Game | 100 | David Hebert vs. Rice (touchdown) | 9/25/71 |
|------|-----|---|---------|

Most Interceptions Returned For Touchdowns

| | | | |
|--------|---|-----------------------------|----------|
| Game | 2 | Ernest Crouch vs. SMU | 10/27/45 |
| Season | 2 | George Ewing | 1972 |
| | 2 | Ernest Crouch | 1945 |
| Career | 2 | Lynaris Elpheage | 2000-02 |
| | 2 | Mitchell Price | 1987-89 |
| | 2 | George Ewing | 1970-72 |
| | 2 | David Hebert | 1969-71 |
| | 2 | Ernest Crouch | 1945 |

Most Total Tackles

| | | | |
|--------|-----|--------------------|---------|
| Season | 172 | Burnell Dent | 1983 |
| Career | 492 | Burnell Dent | 1982-85 |

Most Solo Tackles

| | | | |
|--------|-----|----------------------|---------|
| Season | 121 | Frank Robinson | 1980 |
| Career | 311 | Frank Robinson | 1977-80 |

Most Quarterback Sacks

| | | | |
|--------|------|----------------------|---------|
| Season | 14 | Mark Olivari | 1973 |
| Career | 22.5 | Kenan Blackmon | 1999-02 |

Most Tackles For Loss


| | | | |
|--------|----|----------------------|---------|
| Season | 23 | Brian Douglas | 1981 |
| Career | 50 | Kenan Blackmon | 1999-02 |

Most Passes Broken Up

| | | | |
|--------|----|------------------------|---------|
| Season | 21 | Lynaris Elpheage | 2002 |
| Career | 49 | Lynaris Elpheage | 2000-02 |

Most Fumble Recoveries

| | | | |
|--------|---|-------------------|---------|
| Season | 4 | Tony Hannah | 1985 |
| | 4 | Curt Baham | 1985 |
| Career | 7 | Jay Rink | 1987-90 |



Paul Ellis holds the Tulane career interception record with 21 from 1969-71. He also holds the single-season picks record with nine as a junior in 1970.

Career Records

Pass Interceptions

| Player | Seasons | Yards | Yds/Ret | Int |
|----------------------|---------|-------|---------|-----|
| 1. Paul Ellis | 1969-71 | 181 | 10.06 | 18 |
| 2. Lynaris Elpheage | 2000-02 | 227 | 16.21 | 14 |
| 3. Mitchell Price | 1987-89 | 145 | 11.15 | 13 |
| 4. Ellsworth Kingery | 1949-51 | 60 | 5.00 | 12 |
| Don Zimmerman | 1930-32 | 145 | 12.08 | 12 |
| 6. David Skehan | 2005-08 | 109 | 9.9 | 11 |
| 7. Bobby Jones | 1947-50 | 268 | 26.80 | 10 |
| Homer Dedeaux | 1947-50 | 118 | 11.80 | 10 |
| Lou Thomas | 1940-42 | 151 | 15.10 | 10 |
| 10. Tra Boger* | 2001-05 | 168 | 18.78 | 9 |
| David Lee | 1972-74 | 54 | 6.00 | 9 |
| Joe Bullard | 1969-71 | 172 | 19.11 | 9 |
| Jimmy Glisson | 1948-49 | 141 | 15.7 | 9 |

*received a medical redshirt in 2004 after playing just two games

Total Tackles

| Player | Seasons | Solo | Asst | Total |
|--------------------|---------|------|------|-------|
| 1. Burnell Dent | 1982-85 | 295 | 197 | 492 |
| 2. Mike Staid | 1991-94 | 274 | 207 | 481 |
| 3. Frank Robinson | 1977-80 | 311 | 131 | 442 |
| 4. Anthony Cannon | 2002-05 | 235 | 202 | 437 |
| 5. Wilfred Simon | 1977-80 | 244 | 169 | 413 |
| 6. Marty Wetzel | 1977-80 | 242 | 150 | 392 |
| 7. Ray Hester | 1968-70 | 209 | 160 | 369 |
| 8. Brian Williams | 1994-97 | 209 | 158 | 367 |
| 9. Rick Kingrea | 1968-70 | 221 | 130 | 351 |
| 10. Jerry Phillips | 1997-00 | 204 | 140 | 344 |

Solo Tackles

| Player | Seasons | Total | Asst | Solo |
|--------------------|---------|-------|------|------|
| 1. Frank Robinson | 1977-80 | 442 | 131 | 311 |
| 2. Burnell Dent | 1982-85 | 492 | 197 | 295 |
| 3. Mike Staid | 1991-94 | 481 | 207 | 274 |
| 4. Wilfred Simon | 1977-80 | 413 | 169 | 244 |
| 5. Anthony Cannon | 2002-05 | 437 | 202 | 235 |
| 6. Marty Wetzel | 1977-80 | 392 | 150 | 242 |
| 7. Richard Harvey | 1985-88 | 313 | 92 | 221 |
| Rick Kingrea | 1968-70 | 351 | 130 | 221 |
| 9. Adrian Mitchell | 1999-02 | 311 | 92 | 219 |
| 10. Brian Williams | 1994-97 | 367 | 158 | 209 |
| Ray Hester | 1968-70 | 369 | 160 | 209 |

Assisted Tackles

| Player | Seasons | Solo | Asst | Total |
|--------------------|---------|------|------|-------|
| 1. Mike Staid | 1991-94 | 481 | 274 | 207 |
| 2. Anthony Cannon | 2002-05 | 437 | 235 | 202 |
| 3. Burnell Dent | 1982-85 | 492 | 295 | 197 |
| 4. Wilfred Simon | 1977-80 | 413 | 244 | 169 |
| 5. Ray Hester | 1968-70 | 369 | 209 | 160 |
| 6. Brian Williams | 1994-97 | 367 | 209 | 158 |
| 7. Jim Gueno | 1973-75 | 342 | 185 | 157 |
| 8. Rusty Chambers | 1972-74 | 328 | 174 | 154 |
| 9. Marty Wetzel | 1977-80 | 392 | 242 | 150 |
| 10. Jerry Phillips | 1997-00 | 344 | 204 | 140 |

LONGEST FUMBLE RETURNS

| | | | |
|----|----|--------------------------------|-----------|
| 1. | 95 | Floyd Dorsey vs. Houston | 9/7/2002 |
| 2. | 87 | Cedric Thomas vs. LSU | 11/19/94 |
| 3. | 77 | Tom Latos vs. Syracuse | 11/9/96 |
| 4. | 76 | Sean Lucas vs. Southern | 8/31/2002 |
| 5. | 47 | Delando Davis vs. Army | 9/18/99 |



Kenan Blackmon established a pair of Green Wave defensive records during his career at Tulane, setting the marks for sacks (22.5) and tackles for loss (50).

Quarterback Sacks

| Player | Seasons | Yards | Sacks |
|----------------------|---------|-------|-------|
| 1. Kenan Blackmon | 1999-02 | 153 | 22.5 |
| 2. Floyd Dorsey | 1999-02 | 184 | 21.5 |
| 3. Mark Olivari | 1973-75 | 135 | 16 |
| 4. Brian Douglas | 1978-81 | 59 | 15 |
| 5. Antonio Harris | 2004-07 | 87 | 14 |
| 6. Dennis O'Sullivan | 1995-98 | 88 | 13 |
| Jay Rink | 1988-90 | 93 | 13 |
| 8. Jeff Roberts | 1979-81 | 114 | 12 |
| 8. Dwight Jones | 1993-97 | 77 | 11 |
| 10. Roxie Shelvin | 1999-02 | 65 | 10.5 |

Tackles For Loss

| Player | Seasons | Yards | TFL |
|--------------------|-------------|-------|-----|
| 1. Kenan Blackmon | 1999-02 | 231 | 50 |
| 2. Floyd Dorsey | 1999-02 | 223 | 43 |
| 3. Mark Olivari | 1973-75 | 124 | 42 |
| 4. Brett Timmons | 1995-98 | 110 | 32 |
| 5. Anthony Cannon | 2002-05 | 106 | 29 |
| Dennis O'Sullivan | 1995-98 | 107 | 29 |
| Bryan Alexander | 1973-75 | 121 | 29 |
| 8. Noel Ellis | 1996, 98-00 | 103 | 28 |
| Brian Williams | 1994-97 | 74 | 28 |
| 10. Antonio Harris | 2004-07 | 118 | 27 |
| Derrick Singleton | 1994-97 | 125 | 27 |

Passes Broken Up

| Player | Seasons | PBU |
|---------------------|---------|-----|
| 1. Lynaris Elpheage | 2000-02 | 49 |
| 2. Michael Jordan | 1995-98 | 43 |
| 3. Israel Route | 2003-06 | 29 |
| 4. Elijah Freeman | 1993-96 | 26 |
| 5. David Skehan | 2005-08 | 25 |
| 6. Jeff Sanchez | 1999-02 | 24 |
| 7. Sean Lucas | 2002-05 | 23 |
| Rod McDowell | 1989-92 | 23 |
| 9. Cedric Anderson | 1992-95 | 22 |
| Mark Thornhill | 1989-92 | 22 |
| Mitchell Price | 1987-89 | 22 |

SINGLE-SEASON LEADERS

Interceptions

| Player | Season | Yards | Yds/Ret | Int |
|------------------------|--------|-------|---------|-----|
| 1. Paul Ellis | 1970 | 109 | 12.1 | 9 |
| Jimmy Glisson | 1949 | 141 | 15.7 | 9 |
| 3. Lynaris Elpheage | 2002 | 133 | 16.6 | 8 |
| Joe Bullard | 1970 | 167 | 20.9 | 8 |
| Les Kennedy | 1951 | 103 | 12.9 | 8 |
| 6. George Kinek | 1950 | 82 | 13.7 | 6 |
| 7. 15 Tied with 5 | | | | |
| most recent Sean Lucas | 2003 | 51 | 10.2 | 5 |

Avg. Yards Per Interception Return (Minimum 3)

| Player | Year | Int | Yards | Yds/Ret |
|---------------------|------|-----|-------|---------|
| 1. Charlie Daigle | 1951 | 3 | 118 | 39.33 |
| 2. Mitchell Price | 1987 | 3 | 109 | 36.33 |
| 3. Steve Hubbell | 1977 | 3 | 103 | 34.33 |
| 4. Lynaris Elpheage | 2001 | 3 | 87 | 29.00 |
| 5. Fred Wilcox | 1954 | 4 | 113 | 28.25 |
| 6. Gene Newton | 1957 | 4 | 107 | 26.75 |
| 7. Wyatt Washington | 1975 | 4 | 105 | 26.25 |
| 8. Tra Boger | 2005 | 3 | 73 | 24.33 |
| 9. Cedric Anderson | 1995 | 4 | 96 | 24.00 |
| 10. Ernest Crouch | 1945 | 4 | 89 | 22.25 |

Passes Broken Up

| Player | Season | PBU |
|---------------------|--------|-----|
| 1. Lynaris Elpheage | 2002 | 21 |
| 2. Michael Jordan | 1996 | 15 |
| 3. Lynaris Elpheage | 2001 | 14 |
| Lynaris Elpheage | 2000 | 14 |
| 5. Josh Lumar | 2007 | 13 |
| Cedric Anderson | 1995 | 13 |
| 7. Israel Route | 2006 | 12 |
| Jeff Sanchez | 2002 | 12 |
| 9. Rod McDowell | 1992 | 11 |
| 10. David Skehan | 2007 | 10 |
| Andre Goines | 1994 | 10 |
| Mark Thornhill | 1990 | 10 |
| Ky Joseph | 2000 | 10 |

Total Tackles

| Player | Season | Solo | Asst | Total |
|-------------------|--------|------|------|-------|
| 1. Burnell Dent | 1983 | 116 | 56 | 172 |
| 2. Rick Kingrea | 1970 | 102 | 69 | 171 |
| 3. Frank Robinson | 1980 | 121 | 46 | 167 |
| 4. Jim Gueno | 1975 | 98 | 68 | 166 |
| 5. David Jackson | 1983 | 116 | 48 | 163 |
| 6. Mike Mullen | 1971 | 101 | 61 | 162 |
| 7. John Ammerman | 1976 | 96 | 65 | 161 |
| 8. Rusty Chambers | 1973 | 83 | 70 | 153 |
| 9. Ray Hester | 1970 | 84 | 68 | 152 |
| 10. Rick Kingrea | 1969 | 98 | 47 | 145 |



Linebacker Burnell Dent holds Tulane records in total tackles both in a single season (172 in 1983) and career (492 from 1982-85).

SINGLE-SEASON LEADERS (cont.)

Solo Tackles

| Player | Year | Total | Asst | Solo |
|--------------------|------|-------|------|------|
| 1. Frank Robinson | 1980 | 167 | 46 | 121 |
| 2. Burnell Dent | 1983 | 172 | 56 | 116 |
| David Jackson | 1983 | 163 | 48 | 116 |
| 4. Rick Kingrea | 1970 | 171 | 69 | 102 |
| 5. Mike Mullen | 1971 | 162 | 61 | 101 |
| 6. Frank Robinson | 1979 | 137 | 38 | 99 |
| 7. Jim Gueno | 1975 | 166 | 68 | 98 |
| Rick Kingrea | 1969 | 145 | 47 | 98 |
| 9. Adrian Mitchell | 2001 | 138 | 41 | 97 |
| 10. John Ammerman | 1976 | 161 | 65 | 96 |

Assisted Tackles

| Player | Year | Total | Solo | Asst |
|-------------------|------|-------|------|------|
| 1. Rusty Chambers | 1973 | 153 | 83 | 70 |
| 2. Rick Kingrea | 1970 | 171 | 102 | 69 |
| 3. Mike Staid | 1992 | 133 | 65 | 68 |
| Jim Gueno | 1975 | 166 | 98 | 68 |
| 5. John Ammerman | 1976 | 161 | 96 | 65 |
| 6. Burnell Dent | 1984 | 139 | 77 | 62 |
| 7. Mike Mullen | 1971 | 162 | 101 | 61 |
| 8. David Jackson | 1982 | 119 | 59 | 60 |
| 9. Rusty Chambers | 1974 | 127 | 68 | 59 |
| Glenn Harder | 1972 | 116 | 57 | 59 |
| Tra Boger | 2003 | 133 | 74 | 59 |
| Anthony Cannon | 2004 | 107 | 48 | 59 |

Quarterback Sacks

| Player | Seasons | Yards | Sacks |
|---------------------|---------|-------|-------|
| 1. Mark Olivari | 1973 | — | 14 |
| 2. Brian Douglas | 1981 | 37 | 11 |
| 3. Floyd Dorsey | 2002 | 66 | 9.5 |
| 4. Keaton Cromartie | 1997 | 33 | 9 |
| 5. Fred Davis | 1987 | 34 | 8 |
| 6. Kenan Blackmon | 2001 | 56 | 8 |
| 7. Logan Kelley | 2008 | 49 | 7 |
| Roxie Shelvin | 2002 | 43 | 7 |
| Kenan Blackmon | 2002 | 50 | 7 |
| 10. Antonio Harris | 2007 | 35 | 6 |
| Jay Rink | 1990 | 36 | 6 |
| Fred Stokes | 1984 | 48 | 6 |
| Eddie Neal | 1983 | 60 | 6 |
| Bob Becnel | 1979 | 30 | 6 |



Brian Douglas, who ranks fourth on Tulane career sacks, is the last Green Wave student-athlete to post double-digit sack totals with 11 in 1981.

YEAR-BY-YEAR LEADERS

Interceptions

| Year | Player | Int | Yards | Avg. | TD | Long |
|-------------------|-------------------|-----|-------|------|----|------|
| 1939 | Bobby Kellogg | 3 | — | — | — | — |
| 1940 | Lou Thomas | 4 | 51 | 12.8 | 0 | — |
| 1941 | Walter McDonald | 5 | — | — | 0 | — |
| St. John Smith | 5 | — | — | 0 | — | |
| 1942 | Lou Thomas | 3 | 20 | 6.7 | 0 | — |
| Bernard Pracko | 3 | — | — | 0 | — | |
| 1943 | Les Gatewood | 3 | 36 | 12.0 | 1 | — |
| 1944 | Dub Jones | 2 | — | — | 0 | — |
| 1945 | Ernest Crouch | 4 | 89 | 22.3 | 2 | — |
| 1946 | Don Frazier | 2 | 54 | 27.0 | 0 | — |
| 1947 | Homer Dedeaux | 3 | 24 | 8.0 | 0 | — |
| 1948 | Robert Jones | 5 | 104 | 20.8 | 0 | — |
| 1949 | Jimmy Glisson | 9 | 141 | 15.7 | 0 | — |
| 1950 | George Kinek | 6 | 82 | 13.7 | 0 | — |
| 1951 | Les Kennedy | 8 | 103 | 12.9 | 0 | — |
| 1952 | Charles Pittman | 2 | 22 | 11.0 | 0 | — |
| 1953 | Peter Clement | 3 | 37 | 12.3 | 0 | — |
| 1954 | Fred Wilcox | 4 | 113 | 28.3 | 1 | — |
| 1955 | Al Cottrell | 3 | 55 | 18.3 | 1 | — |
| 1956 | Willie Hof | 3 | 40 | 13.3 | 0 | — |
| 1957 | Gene Newton | 4 | 107 | 26.8 | 1 | — |
| 1958 | Richie Petitbon | 4 | 52 | 1.0 | 0 | — |
| 1959 | Tommy Mason | 2 | 8 | 4.0 | 0 | — |
| 1960 | Phil Nugent | 3 | 2.0 | 6.7 | 0 | — |
| 1961 | Bill Ary | 2 | — | — | — | — |
| 1962 | Al Burguieres | 1 | 0 | 0.0 | 0 | 0 |
| 1963 | Jim Davis | 2 | 32 | 16.0 | 0 | — |
| Carl Crowder | 2 | 24 | 12.0 | 0 | — | |
| Elmer Smith | 2 | 0 | 0.0 | 0 | 0 | |
| 1964 | Jim Davis | 5 | 92 | 18.4 | 0 | — |
| 1965 | Bill Goss | 2 | 6 | 3.0 | 0 | — |
| Jim Jancik | 2 | 6 | 3.0 | 0 | — | |
| 1966 | Jim Jancik | 3 | 17 | 5.7 | 0 | — |
| 1967 | Jim Jancik | 3 | 19 | 6.3 | 0 | 12 |
| Ernie Parker | 3 | 7 | 2.3 | 0 | 5 | |
| 1968 | Brad Calhoun | 3 | 49 | 16.3 | 0 | — |
| Ray Hester | 3 | 31 | 10.3 | 0 | — | |
| 1969 | Paul Ellis | 5 | 36 | 7.2 | 0 | — |
| 1970 | Paul Ellis | 9 | 109 | 12.1 | 0 | 33 |
| 1971 | Paul Ellis | 4 | 36 | 9.0 | 0 | 17 |
| 1972 | David Lee | 5 | 22 | 4.4 | 0 | 22 |
| 1973 | David Griener | 5 | 24 | 4.8 | 0 | 16 |
| 1974 | David Lee | 3 | 15 | 5.0 | 0 | 15 |
| 1975 | Wyatt Washington | 4 | 105 | 26.3 | 1 | 76 |
| 1976 | Arthur Green | 2 | 110 | 55.0 | 1 | 96 |
| Charles Griffin | 2 | 20 | 10.0 | 0 | 11 | |
| John Ammerman | 2 | 30 | 15.0 | 0 | 16 | |
| 1977 | Steve Hubbell | 3 | 103 | 34.3 | 0 | 40 |
| 1978 | Marty Wetzell | 2 | 0 | 0.0 | 0 | 0 |
| 1979 | Steve Hubbell | 4 | 54 | 13.5 | 0 | 29 |
| 1980 | Lionel Washington | 5 | 78 | 15.6 | 0 | 34 |
| 1981 | Tyrone Smith | 3 | 47 | 15.7 | 0 | 31 |
| 1982 | Earl Jenkins | 1 | 36 | 36.0 | 0 | 36 |
| Gerald Broussard | 1 | 15 | 15.0 | 0 | 15 | |
| David Jackson | 1 | 15 | 15.0 | 0 | 15 | |
| Lionel Washington | 1 | 0 | 0.0 | 0 | 0 | |
| Tyrone Smith | 1 | 0 | 0.0 | 0 | 0 | |
| 1983 | Curt Baham | 4 | 38 | 9.5 | 0 | 24 |
| 1984 | Benny Burst | 5 | 60 | 12.0 | 0 | 37 |
| 1985 | Eric Thomas | 2 | 11 | 5.5 | 0 | 6 |
| Tony Hannah | 2 | 3 | 1.5 | 0 | 3 | |
| 1986 | Tookie Spann | 3 | 64 | 21.3 | 0 | 27 |
| Richard Harvey | 3 | 14 | 4.7 | 0 | 5 | |
| Thurston Harrison | 3 | 11 | 3.7 | 0 | 11 | |
| Eric Thomas | 3 | 0 | 0.0 | 0 | 0 | |
| 1987 | Mitchell Price | 3 | 109 | 36.3 | 1 | 49 |
| 1988 | Mitchell Price | 5 | 24 | 4.8 | 0 | 15 |
| 1989 | Mitchell Price | 5 | 12 | 2.4 | 0 | 12 |
| 1990 | Lenzer Burton | 3 | 38 | 12.7 | 0 | 27 |

| | | | | | | |
|------|-------------------|---|-----|------|---|----|
| | Rod McDowell | 3 | 2 | 0.7 | 0 | 2 |
| 1991 | Mike Staid | 3 | 17 | 5.7 | 0 | 17 |
| 1992 | Mike Staid | 3 | 28 | 9.3 | 0 | 17 |
| 1993 | Brandon Hamilton | 3 | 59 | 19.7 | 1 | 53 |
| 1994 | Andre Goines | 2 | 0 | 0.0 | 0 | 0 |
| | Cedric Thomas | 2 | 0 | 0.0 | 0 | 0 |
| 1995 | Cedric Anderson | 4 | 96 | 24.0 | 1 | 96 |
| 1996 | Derrick Singleton | 3 | 62 | 20.7 | 1 | 35 |
| 1997 | Michael Jordan | 5 | 41 | 8.2 | 1 | 30 |
| 1998 | Tellius Carr | 3 | 31 | 10.3 | 0 | 31 |
| 1999 | Ky Joseph | 3 | 5 | 1.7 | 0 | 5 |
| 2000 | Lynaris Elpheage | 3 | 7 | 2.3 | 0 | 7 |
| 2001 | Lynaris Elpheage | 3 | 87 | 29.0 | 1 | 48 |
| 2002 | Lynaris Elpheage | 8 | 133 | 16.6 | 1 | 62 |
| 2003 | Sean Lucas | 5 | 51 | 10.2 | 0 | 28 |
| 2004 | Taurean Brown | 1 | 18 | 18.0 | 0 | 18 |
| | Anthony Cannon | 1 | 16 | 16.0 | 0 | 16 |
| | Kelvin Johnson | 1 | 16 | 16.0 | 0 | 16 |
| | Israel Route | 1 | 7 | 7.0 | 0 | 7 |
| | Jeremy Foreman | 1 | 0 | 0.0 | 0 | 0 |
| | Bruce Youmans | 1 | 0 | 0.0 | 0 | 0 |
| 2005 | Tra Boger | 3 | 73 | 24.3 | 1 | 66 |
| 2006 | David Skehan | 4 | 41 | 10.2 | 1 | 30 |
| 2007 | David Skehan | 4 | 9 | 2.3 | 0 | 6 |
| 2008 | David Skehan | 3 | 59 | 19.7 | 0 | 41 |

Total Tackles

| Year | Player | Solo | Asst | Total |
|------|-------------------|------|------|-------|
| 1969 | Rick Kingrea | 98 | 47 | 145 |
| 1970 | Rick Kingrea | 102 | 69 | 171 |
| 1971 | Mike Mullen | 101 | 61 | 162 |
| 1972 | Glenn Harder | 57 | 59 | 116 |
| 1973 | Rusty Chambers | 83 | 70 | 153 |
| 1974 | Rusty Chambers | 68 | 59 | 127 |
| 1975 | Jim Gueno | 98 | 68 | 166 |
| 1976 | John Ammerman | 96 | 65 | 161 |
| 1977 | Wilfred Simon | 63 | 45 | 108 |
| 1978 | Frank Robinson | 86 | 40 | 126 |
| 1979 | Frank Robinson | 99 | 38 | 137 |
| 1980 | Frank Robinson | 121 | 46 | 167 |
| 1981 | Darryl Tipton | 73 | 58 | 131 |
| 1982 | David Jackson | 59 | 60 | 119 |
| 1983 | Burnell Dent | 116 | 56 | 172 |
| 1984 | Burnell Dent | 77 | 62 | 139 |
| 1985 | Burnell Dent | 72 | 48 | 120 |
| 1986 | Richard Harvey | 68 | 34 | 102 |
| 1987 | Richard Harvey | 82 | 27 | 109 |
| 1988 | Richard Harvey | 64 | 27 | 91 |
| 1989 | Pat Stant | 60 | 21 | 81 |
| 1990 | Brian Ryder | 57 | 50 | 107 |
| 1991 | Mike Staid | 67 | 41 | 108 |
| 1992 | Mike Staid | 65 | 68 | 133 |
| 1993 | Mike Staid | 76 | 57 | 133 |
| 1994 | Mike Staid | 66 | 41 | 107 |
| 1995 | Derrick Singleton | 77 | 49 | 126 |
| 1996 | Brian Williams | 61 | 39 | 100 |
| 1997 | Brian Williams | 55 | 57 | 112 |
| 1998 | Jerry Phillips | 63 | 41 | 104 |
| 1999 | Noel Ellis | 65 | 41 | 106 |
| 2000 | Jerry Phillips | 65 | 39 | 104 |
| 2001 | Adrian Mitchell | 97 | 41 | 138 |
| 2002 | Anthony Cannon | 67 | 47 | 114 |
| 2003 | Tra Boger | 74 | 59 | 133 |
| 2004 | Anthony Cannon | 48 | 59 | 107 |
| 2005 | Anthony Cannon | 60 | 54 | 114 |
| 2006 | David Skehan | 55 | 25 | 80 |
| 2007 | Evan Lee | 48 | 51 | 99 |
| 2008 | Corey Sonnier | 42 | 44 | 86 |

Quarterback Sacks

| Year | Player | Yards | Sacks |
|------|-------------------|-------|-------|
| 1973 | Mark Olivari | 117 | 14 |
| 1977 | Rick Kelley | 33 | 3 |
| | Thad Lee | 28 | 3 |
| 1978 | Kevin Cole | 22 | 3 |
| | Wilfred Simon | 19 | 3 |
| 1979 | Bob Becnel | 30 | 6 |
| 1980 | Donnie Rice | 37 | 4 |
| 1981 | Brian Douglas | 37 | 11 |
| 1982 | Jim Still | 20 | 3 |
| 1983 | Eddie Neal | 60 | 6 |
| 1984 | Fred Stokes | 48 | 6 |
| 1985 | Troy Wetzel | — | 3 |
| 1986 | not available | | |
| 1987 | Fred Davis | 34 | 8 |
| 1988 | Leroy Brown | 53 | 5 |
| 1989 | Jay Rink | 41 | 5 |
| 1990 | Jay Rink | 36 | 6 |
| 1991 | Darren McGowan | 21 | 4 |
| 1992 | Michael Batiste | 17 | 4 |
| 1993 | Ruffin Hamilton | 37 | 4 |
| 1994 | Ryan Deaton | 24 | 4.5 |
| 1995 | Dwight Jones | 43 | 5 |
| 1996 | Shane Marshall | 20 | 4 |
| 1997 | Keaton Cromartie | 33 | 9 |
| 1998 | Dennis O'Sullivan | 36 | 4 |
| 1999 | Floyd Dorsey | 52 | 5 |
| | Kenan Blackmon | 30 | 5 |
| 2000 | Floyd Dorsey | 43 | 5 |
| | Noel Ellis | 27 | 5 |
| 2001 | Kenan Blackmon | 34 | 8 |
| 2002 | Floyd Dorsey | 66 | 9.5 |
| 2003 | Billy Harrison | 14 | 3 |
| | Daniel Nevil | 21 | 3 |
| 2004 | Anthony Cannon | 31 | 4 |
| 2005 | Alvin Johnson | 18 | 3 |
| 2006 | Frank Morton | 28 | 4 |
| 2007 | Antonio Harris | 35 | 6 |
| 2008 | Logan Kelley | 49 | 7 |



Mike Staid is the only player in Tulane history to lead the team in tackles in four consecutive seasons, accomplishing the feat from 1991-94. With 481 career stops, Staid ranks second all-time in Green Wave history.



Kick/Punt Returns

TEAM RECORDS

Punt Returns

Most Punt Returns

| | | | |
|--------|----|------------------|---------|
| Game | 11 | vs. Rice..... | 10/9/43 |
| Season | 44 | (11 games) | 1931 |

Highest Average Per Return

| | | | |
|--------|------|------------------|------|
| Season | 19.9 | (10 games) | 1969 |
|--------|------|------------------|------|

Most Touchdowns

| | | | |
|--------|---|-----------------------------|---------|
| Game | 3 | vs. Louisiana College | 9/26/25 |
| Season | 3 | (11 games) | 1972 |
| | 3 | (10 games) | 1925 |

Kickoff Returns

Most Kickoff Returns

| | | | |
|--------|----|------------------|----------|
| Game | 10 | vs. Alabama..... | 10/12/91 |
| | 10 | vs. LSU..... | 11/25/61 |
| Season | 65 | (11 games) | 1988 |

Highest Average Per Return

| | | | |
|--------|------|-----------------|------|
| Season | 32.1 | (9 games) | 1941 |
|--------|------|-----------------|------|

INDIVIDUAL RECORDS

Total Returns

Most Total Returns

| | | | |
|--------|-----|--|---------|
| Season | 70 | John Wilson (37 punts, 33 kickoffs)..... | 2000 |
| Career | 149 | Martin Mitchell (58 punts, 91 kickoffs)..... | 1973-75 |

Most Total Return Yardage

| | | | |
|--------|------|---|---------|
| Season | 1038 | Jeff Liggon (0 punts, 1038 kickoffs)..... | 1994 |
| Career | 2922 | Jeff Liggon (0 punts, 2922 kickoffs)..... | 1993-96 |

Punt Returns

Most Punt Returns

| | | | |
|--------|----|------------------------------|-----------|
| Game | 8 | Floyd Roberts..... | 12/2/33 |
| Season | 37 | John Wilson (318 yards)..... | 2000 |
| Career | 81 | John Wilson (701 yards)..... | 1997-2000 |

Most Punt Return Yardage

| | | | |
|--------|------|-------------------------------------|---------|
| Game | 137 | Joe Bullard vs. Vanderbilt..... | 11/1/69 |
| Season | 463 | Lynaris Elpheage (28 returns) | 2002 |
| Career | 1049 | Joe Bullard (74 returns)..... | 1969-71 |

Highest Yards-Per-Return Average

| | | | |
|--|------|--|---------|
| Game* | 39.7 | Max McGee vs. Santa Clara (3 for 119)..... | 10/4/52 |
| Season** | 20.8 | Joe Bullard (19 for 395)..... | 1969 |
| Career*** | 14.2 | Joe Bullard (74 for 1049)..... | 1969-71 |
| *min. 3 returns **min. 10 returns ***min. 20 returns | | | |

Most Touchdowns

| | | | |
|--------|---|---|---------|
| Game | 2 | Lester Lautenschlaeger vs. La. College..... | 9/26/25 |
| Season | 3 | George Ewing..... | 1972 |
| Career | 4 | Joe Bullard | 1969-71 |

Longest Punt Return

| | | | |
|------|----|---------------------------------|---------|
| Game | 92 | Joe Bullard vs. Vanderbilt..... | 11/1/69 |
|------|----|---------------------------------|---------|

Kickoff Returns

Most Kickoff Returns

| | | | |
|--------|-----|--|----------|
| Game | 8 | Terrance Strickland vs. Florida St. (168 yds)... | 11/14/92 |
| Season | 44 | Jeff Liggon (1038 yards)..... | 1994 |
| Career | 123 | Jeff Liggon (2922 yards)..... | 1993-96 |

Most Kickoff Return Yardage

| | | | |
|--------|------|-------------------------------------|----------|
| Game | 171 | Jeff Liggon vs. Southern Miss | 10/26/96 |
| Season | 1038 | Jeff Liggon (44 returns) | 1994 |
| Career | 2922 | Jeff Liggon (123 returns) | 1993-96 |

Highest Yard-Per-Return Average

| | | | |
|--|------|--------------------------------------|---------|
| Game* | 46.0 | Fred Smith vs. TCU (3 for 138) | 9/1/03 |
| Season* | 38.2 | Bobby Kellogg (6 for 229)..... | 1939 |
| Career*** | 24.9 | Jerry Graves (40 for 944) | 1962-64 |
| *min. 3 returns **min. 10 returns ***min. 20 returns | | | |

Most Touchdowns

| | | | |
|--------|---|--|---------|
| Game | 1 | on 10 occasions | |
| | | Last by Israel Route vs. Southeastern La. | 10/1/05 |
| Season | 1 | on 10 occasions | |
| | | Last by Israel Route | 2005 |
| Career | 2 | Michael Pierce..... | 1986-89 |

Longest Kickoff Return

| | | | |
|------|-----|--|----------|
| Game | 100 | Fred Smith vs. TCU..... | 9/1/03 |
| | 100 | Maurice Nelson vs. Memphis | 10/12/85 |
| | 100 | Coleman Dupre vs. North Carolina | 0/9/71 |
| | 100 | Eddie Price vs. Alabama | 9/27/47 |
| | 100 | Lou Thomas vs. North Carolina..... | 10/18/41 |
| | 100 | Bobby Kellogg vs. Mississippi | 10/28/39 |
| | 100 | Bucky Bryan vs. Georgia Tech | 10/21/33 |



John Wilson
Career Punt Returns Leader



Jerry Graves
Career KO Return Avg. Leader

Career Records

Punt Returns

| | Player | Seasons | Avg | Yards | Ret |
|-----|------------------|----------------|------|-------|-----|
| 1. | John Wilson | 1997-00 | 8.7 | 701 | 81 |
| 2. | Reggie Reginelli | 1979-82 | 7.6 | 568 | 75 |
| 3. | Joe Bullard | 1969-71 | 14.2 | 1049 | 74 |
| 4. | Don Zimmerman | 1930-32 | 13.2 | 950 | 72 |
| 5. | P.J. Franklin | 1995-98 | 6.9 | 433 | 63 |
| 6. | Martin Mitchell | 1973-76 | 9.1 | 527 | 58 |
| 7. | Fred Smith | 2003-04, 06-07 | 10.2 | 563 | 55 |
| 8. | Derrick Franklin | 1993-96 | 5.7 | 310 | 54 |
| 9. | Curt Baham | 1982-85 | 5.7 | 304 | 53 |
| 10. | Lynaris Elpheage | 2000-02 | 12.4 | 597 | 48 |

Punt Return Yardage

| | Player | Seasons | Ret | Avg | Yards |
|-----|------------------|----------------|-----|------|-------|
| 1. | Joe Bullard | 1969-71 | 74 | 14.2 | 1049 |
| 2. | Don Zimmerman | 1930-32 | 72 | 13.2 | 950 |
| 3. | John Wilson | 1997-00 | 81 | 8.7 | 701 |
| 4. | Lynaris Elpheage | 2000-02 | 48 | 12.4 | 597 |
| 5. | Reggie Reginelli | 1979-82 | 75 | 7.6 | 568 |
| 6. | Fred Smith | 2003-04, 06-07 | 55 | 10.2 | 563 |
| 7. | Martin Mitchell | 1973-76 | 58 | 9.1 | 527 |
| 8. | Lou Thomas | 1940-42 | 45 | 9.8 | 443 |
| 9. | P.J. Franklin | 1995-98 | 63 | 6.9 | 433 |
| 10. | Dub Jones | 1943-44 | 31 | 10.6 | 329 |

Punt Return Average (minimum 25 returns)

| Player | Seasons | Ret | Yards | Avg |
|----------------------|----------------|-----|-------|-------|
| 1. Joe Bullard | 1969-71 | 74 | 1049 | 14.18 |
| 2. Don Zimmerman | 1930-32 | 72 | 950 | 13.19 |
| 3. Lynaris Elpheage | 2000-02 | 48 | 597 | 12.44 |
| 4. Fred Smith | 2003-04, 06-07 | 33 | 372 | 11.27 |
| 5. Dub Jones | 1943-44 | 31 | 329 | 10.61 |
| 6. Lou Thomas | 1940-42 | 45 | 443 | 9.84 |
| 7. Martin Mitchell | 1973-76 | 58 | 527 | 9.09 |
| 8. John Wilson | 1997-00 | 81 | 701 | 8.65 |
| 9. Ricky Dunaway | 1976-78 | 26 | 216 | 8.31 |
| 10. Reggie Reginelli | 1979-82 | 75 | 568 | 7.57 |

Kickoff Returns


| Player | Seasons | Avg | Yards | Ret |
|------------------------|----------------|------|-------|-----|
| 1. Jeff Liggon | 1993-96 | 23.8 | 2922 | 123 |
| 2. Michael Pierce | 1986-89 | 22.9 | 2570 | 112 |
| 3. Terrance Strickland | 1988-92 | 21.4 | 2033 | 95 |
| 4. Martin Mitchell | 1973-75 | 21.1 | 1916 | 91 |
| 5. Fred Smith | 2003-04, 06-07 | 20.6 | 1727 | 84 |
| 6. John Wilson | 1997-00 | 20.2 | 1130 | 56 |
| 7. Jim Trahan | 1966-68 | 21.6 | 1145 | 53 |
| 8. Jerry Graves | 1962-64 | 24.9 | 994 | 40 |
| Maurice Nelson | 1985-88 | 21.0 | 797 | 38 |
| 10. Lynaris Elpheage | 2000-02 | 23.2 | 858 | 37 |
| Reggie Butts | 1979-82 | 20.7 | 765 | 37 |

Kickoff Return Yardage

| Player | Seasons | Ret | Yards | Avg |
|------------------------|----------------|-----|-------|------|
| 1. Jeff Liggon | 1993-96 | 123 | 23.8 | 2922 |
| 2. Michael Pierce | 1986-89 | 112 | 22.9 | 2570 |
| 3. Terrance Strickland | 1988-92 | 95 | 21.4 | 2033 |
| 4. Martin Mitchell | 1973-75 | 91 | 21.1 | 1916 |
| 5. Fred Smith | 2003-04, 06-07 | 84 | 20.6 | 1727 |
| 6. Jim Trahan | 1966-68 | 53 | 21.6 | 1145 |
| 7. John Wilson | 1997-00 | 56 | 20.2 | 1130 |
| 8. Jerry Graves | 1962-64 | 40 | 24.9 | 994 |
| 9. Lynaris Elpheage | 2000-02 | 37 | 23.2 | 858 |
| 10. Maurice Nelson | 1985-88 | 38 | 21.0 | 797 |

Kickoff Return Average (minimum 20 returns)

| Player | Seasons | Avg | Yards | Ret |
|------------------------|---------|-----|-------|-------|
| 1. Jerry Graves | 1962-64 | 40 | 994 | 24.85 |
| 2. Jeff Liggon | 1993-96 | 123 | 2922 | 23.78 |
| 3. Lynaris Elpheage | 2000-02 | 37 | 858 | 23.19 |
| 4. Michael Pierce | 1986-89 | 112 | 2570 | 22.95 |
| 5. Coleman Dupre | 1971-73 | 34 | 751 | 22.09 |
| 6. Israel Route | 2003-06 | 24 | 525 | 21.88 |
| 7. Jim Trahan | 1966-68 | 53 | 1145 | 21.60 |
| 8. Terrance Strickland | 1988-92 | 95 | 2033 | 21.40 |
| 9. Max McGee | 1951-53 | 36 | 766 | 21.28 |
| 10. Maurice Nelson | 1985-88 | 38 | 797 | 20.97 |



Joe Bullard, who starred for the Green Wave as a return specialist from 1969-71, holds Tulane career records in punt return yardage (1049) and punt return average (14.18).



Jeff Liggon, Tulane's career leader in kickoff returns and return yardage, earned Conference USA Special Teams Player of the Year and All-America honors in 1994 after setting an NCAA record with 1,038 kickoff return yardage.

SINGLE-SEASON LEADERS

Punt Returns

| Player | Year | Avg | Yards | Ret |
|---------------------|------|------|-------|-----|
| 1. John Wilson | 2000 | 8.6 | 318 | 37 |
| 2. Joe Bullard | 1970 | 12.0 | 373 | 31 |
| 3. John Wilson | 1999 | 8.4 | 244 | 29 |
| P.J. Franklin | 1997 | 9.0 | 260 | 29 |
| 5. Lynaris Elpheage | 2002 | 16.5 | 463 | 28 |
| Martin Mitchell | 1975 | 5.5 | 156 | 28 |
| 7. Reggie Reginelli | 1979 | 8.2 | 222 | 27 |
| Don Zimmerman | 1931 | -- | -- | 27 |
| 9. Joe Bullard | 1971 | 11.7 | 282 | 24 |
| 10. Fred Smith | 2004 | 11.6 | 267 | 23 |
| Terrance Strickland | 1992 | 3.5 | 81 | 23 |
| Bobby Kellogg | 1939 | 9.3 | 214 | 23 |

Punt Return Yardage

| Player | Year | Ret | Avg | Yards |
|---------------------|------|-----|------|-------|
| 1. Lynaris Elpheage | 2002 | 28 | 16.5 | 463 |
| 2. Joe Bullard | 1969 | 19 | 20.8 | 395 |
| 3. Joe Bullard | 1970 | 31 | 12.0 | 373 |
| 4. John Wilson | 2000 | 37 | 8.6 | 318 |
| 5. Joe Bullard | 1971 | 24 | 11.7 | 282 |
| 6. George Kinek | 1950 | 20 | 13.9 | 277 |
| 7. Fred Smith | 2004 | 23 | 11.6 | 267 |
| 8. George Ewing | 1972 | 16 | 16.5 | 264 |
| 9. P.J. Franklin | 1997 | 29 | 9.0 | 260 |
| 10. Martin Mitchell | 1974 | 17 | 13.5 | 231 |

Punt Return Average (minimum 10 returns)

| Player | Year | Ret | Yards | Avg |
|---------------------|------|-----|-------|-------|
| 1. Joe Bullard | 1969 | 19 | 395 | 20.79 |
| 2. Lynaris Elpheage | 2002 | 28 | 463 | 16.54 |
| 3. George Ewing | 1972 | 16 | 264 | 16.50 |
| 4. Dub Jones | 1944 | 16 | 226 | 14.13 |
| 5. George Kinek | 1950 | 20 | 277 | 13.85 |
| 6. Carl Crowder | 1964 | 10 | 137 | 13.70 |
| 7. Martin Mitchell | 1974 | 18 | 231 | 13.59 |
| 8. Lou Thomas | 1942 | 13 | 158 | 12.15 |
| 9. Joe Bullard | 1970 | 31 | 373 | 12.03 |
| 10. Joe Bullard | 1971 | 24 | 282 | 11.75 |



Kick/Punt Returns

SINGLE-SEASON LEADERS

Kickoff Returns

| Player | Year | Avg | Yards | Ret |
|---------------------|------|------|-------|-----|
| 1. Jeff Liggon | 1994 | 23.6 | 1038 | 44 |
| 2. Fred Smith | 2003 | 21.8 | 830 | 38 |
| 3. Michael Pierce | 1987 | 22.3 | 825 | 37 |
| 4. John Wilson | 2000 | 20.8 | 687 | 33 |
| Terrance Strickland | 1992 | 23.5 | 775 | 33 |
| 6. Michael Pierce | 1988 | 23.9 | 765 | 32 |
| 7. Ade Tuyo | 2007 | 23.2 | 697 | 30 |
| 8. Jeff Liggon | 1995 | 21.6 | 625 | 29 |
| 9. Jeff Liggon | 1996 | 26.2 | 707 | 27 |
| Martin Mitchell | 1976 | 20.0 | 540 | 27 |
| Martin Mitchell | 1974 | 21.6 | 594 | 27 |

Kickoff Return Yardage

| Player | Year | Ret | Avg | Yards |
|------------------------|------|-----|------|-------|
| 1. Jeff Liggon | 1994 | 44 | 23.6 | 1038 |
| 2. Fred Smith | 2003 | 38 | 21.8 | 830 |
| 3. Michael Pierce | 1987 | 37 | 22.3 | 825 |
| 4. Terrance Strickland | 1992 | 33 | 23.5 | 775 |
| 5. Michael Pierce | 1988 | 32 | 23.9 | 765 |
| 6. Jeff Liggon | 1996 | 27 | 26.2 | 707 |
| 7. Ade Tuyo | 2007 | 30 | 23.2 | 697 |
| 8. John Wilson | 2000 | 33 | 20.8 | 687 |
| 9. Jeff Liggon | 1995 | 29 | 21.6 | 625 |
| 10. Martin Mitchell | 1974 | 27 | 21.6 | 594 |

Kickoff Return Average (minimum 10 Returns)

| Player | Year | Ret | Yards | Avg |
|---------------------|------|-----|-------|-------|
| 1. Richie Petitbon | 1958 | 10 | 276 | 27.60 |
| 2. Jeff Liggon | 1996 | 27 | 707 | 26.19 |
| 3. Terry Terrebonne | 1959 | 13 | 335 | 25.77 |
| 4. Lynaris Elpheage | 2002 | 28 | 463 | 25.17 |
| 5. Jerry Graves | 1962 | 21 | 513 | 24.43 |
| 6. Martin Mitchell | 1973 | 14 | 339 | 24.21 |
| 7. Maurice Nelson | 1985 | 17 | 411 | 24.18 |
| 8. Joey Perry | 1991 | 12 | 289 | 24.08 |
| 9. Jeff Liggon | 1993 | 23 | 552 | 24.00 |
| 10. Michael Pierce | 1988 | 32 | 765 | 23.91 |

SINGLE-GAME LEADERS

Most Kickoff Returns

| Player | No | Date | Opponent | Add'l Stats |
|------------------------|----|----------|---------------|-------------|
| 1. Casey Robottom | 8 | 11/29/08 | Memphis | 166 yards |
| Terrance Strickland | 8 | 11/14/92 | Florida State | 168 yards |
| 3. Terrance Strickland | 7 | 10/10/92 | Alabama | 162 yards |
| Terrance Strickland | 7 | 9/1/90 | UL-Lafayette | 160 yards |
| Coleman Dupre | 7 | 11/27/71 | LSU | N/A |

Most Kickoff Return Yardage

| Player | Yards | Date | Opponent | Add'l Stats |
|------------------------|-------|----------|---------------|-------------|
| 1. Jeff Liggon | 171 | 10/26/96 | Southern Miss | 1 score |
| 2. Terrance Strickland | 168 | 11/14/92 | Florida State | 7 returns |
| 3. Casey Robottom | 166 | 11/29/08 | Memphis | 8 returns |
| 4. Terrance Strickland | 162 | 10/10/92 | Alabama | 7 returns |
| 5. Terrance Strickland | 160 | 9/1/90 | UL-Lafayette | 7 returns |
| Michael Pierce | 160 | 10/24/87 | Virginia Tech | N/A |

LONGEST KICK RETURNS

Punt Returns

| | | |
|--------|---|----------|
| 1. 92 | Joe Bullard vs. Vanderbilt | 11/1/69 |
| 2. 89 | Tommy Warner vs. Virginia Tech | 9/20/57 |
| 89 | Jimmy Glisson vs. LSU | 11/27/48 |
| 4. 83 | George Ewing vs. Pittsburgh | 10/7/72 |
| 5. 80 | Ted Miller vs. William & Mary | 10/28/60 |
| 6. 79 | Max McGee vs. Santa Clara | 10/4/52 |
| 7. 77 | Curt Baham vs. Florida State | 9/17/83 |
| 77 | Joe Bullard vs. Illinois | 9/26/70 |
| 9. 75 | Fred Smith vs. UAB | 10/23/04 |
| 75 | Carl Crowder vs. Duke | 11/28/64 |
| 75 | Bobby Kellogg vs. Texas A&M (Sugar Bowl) | 1/1/40 |
| 12. 71 | Joe Bullard vs. Vanderbilt | 10/30/71 |
| 13. 64 | Lynaris Elpheage vs. Southern | 9/29/01 |
| 14. 60 | Lynaris Elpheage vs. Hawai'i (Hawai'i Bowl) | 12/25/02 |

Kickoff Returns

| | | |
|--------|---|----------|
| 1. 100 | Fred Smith vs. TCU | 9/1/03 |
| 100 | Maurice Nelson vs. Memphis | 10/12/85 |
| 100 | Coleman Dupre vs. North Carolina | 10/9/71 |
| 100 | Eddie Price vs. Alabama | 9/27/47 |
| 100 | Lou Thomas vs. North Carolina | 10/18/41 |
| 100 | Bobby Kellogg vs. Ole Miss | 10/28/39 |
| 100 | Bucky Bryan vs. Georgia Tech | 10/21/33 |
| 8. 98 | Jeff Liggon vs. Southern Miss | 10/26/96 |
| 9. 97 | Israel Route vs. Southeastern Louisiana | 10/1/05 |
| 10. 93 | Michael Pierce vs. Chattanooga | 9/3/88 |
| 93 | James "Bubber" Ely vs. North Carolina | 10/18/41 |
| 91 | Martin Mitchell vs. Navy | 10/10/73 |
| 12. 89 | Joey Perry vs. Alabama | 10/12/91 |
| 89 | Michael Pierce vs. Virginia Tech | 10/24/87 |
| 14. 87 | Bill Svoboda vs. Alabama | 9/24/49 |
| 15. 85 | Warren Brunner vs. Colgate | 10/16/37 |
| 85 | Claude Simons vs. Temple (Sugar Bowl) | 1/1/35 |

TULANE'S 100-YARD KICKOFF RETURN CLUB



Bucky Bryan
vs. Georgia Tech
10/21/33




Coleman Dupre
vs. North Carolina
10/9/71



Bobby Kellogg
vs. Ole Miss
10/28/39



Maurice Nelson
vs. Memphis
10/12/85



Eddie Price
vs. Alabama
9/27/47



Fred Smith
vs. TCU
9/1/03



Lou Thomas
vs. North Carolina
10/18/41

YEAR-BY-YEAR LEADERS

Punt Return Yards

| Year | Player | No | Yards | Avg | TD | LG |
|------|---------------------|----|-------|------|----|----|
| 1939 | Bobby Kellogg | 23 | 214 | 9.3 | 0 | — |
| 1940 | Lou Thomas | 18 | 166 | 9.3 | 0 | — |
| 1941 | Lou Thomas | 14 | 119 | 8.5 | 0 | — |
| 1942 | Lou Thomas | 13 | 158 | 12.2 | 0 | — |
| 1943 | Dub Jones | 15 | 103 | 6.9 | 0 | — |
| 1944 | Dub Jones | 16 | 226 | 14.1 | 1 | — |
| 1945 | Ray Arthur | 11 | 94 | 8.5 | 0 | — |
| 1946 | Don Fortier | 9 | 113 | 12.6 | 0 | — |
| 1947 | Don Fortier | 6 | 50 | 8.3 | 0 | — |
| 1948 | Jimmy Glisson | 3 | 106 | 35.3 | 1 | — |
| 1949 | Arlen Nihart | 12 | 116 | 9.7 | 0 | — |
| 1950 | George Kinek | 20 | 277 | 13.9 | 0 | — |
| 1951 | Les Kennedy | 17 | 154 | 9.1 | 0 | — |
| 1952 | Max McGee | 8 | 132 | 16.5 | 0 | — |
| 1953 | Max McGee | 4 | 27 | 6.8 | 0 | — |
| 1954 | Otis Gilmore | 9 | 42 | 4.7 | 0 | — |
| 1955 | Al Cottrell | 8 | 68 | 8.5 | 0 | — |
| 1956 | Gene Newton | 17 | 65 | 3.8 | 0 | — |
| 1957 | Tommy Warner | 4 | 116 | 29.0 | 1 | — |
| 1958 | Percy Colon | 8 | 51 | 6.4 | 0 | — |
| 1959 | Tommy Mason | 9 | 124 | 13.8 | 1 | — |
| 1960 | Ted Miller | 7 | 100 | 14.3 | 0 | — |
| 1961 | Larry McIntire | 6 | 45 | 7.5 | 0 | 17 |
| 1962 | Jerry Graves | 9 | 59 | 6.6 | 0 | 12 |
| 1963 | Jerry Graves | 8 | 50 | 6.3 | 0 | 11 |
| 1964 | Carl Crowder | 10 | 137 | 13.7 | 1 | 75 |
| 1965 | Carl Crowder | 8 | 113 | 14.1 | 0 | 58 |
| 1966 | Jim Jancik | 18 | 122 | 6.8 | 0 | — |
| 1967 | Jim Trahan | 4 | 59 | 14.9 | 0 | 28 |
| 1968 | Jim Yarter | 14 | 135 | 9.7 | 0 | — |
| 1969 | Joe Bullard | 19 | 395 | 20.8 | 1 | 92 |
| 1970 | Joe Bullard | 31 | 373 | 12.0 | 1 | 77 |
| 1971 | Joe Bullard | 24 | 282 | 11.7 | 2 | 71 |
| 1972 | George Ewing | 16 | 264 | 16.5 | 3 | 83 |
| 1973 | John Washington | 22 | 149 | 6.8 | 0 | 25 |
| 1974 | Martin Mitchell | 17 | 231 | 13.6 | 2 | 54 |
| 1975 | Martin Mitchell | 28 | 156 | 5.5 | 0 | 38 |
| 1976 | Martin Mitchell | 12 | 112 | 9.3 | 0 | 37 |
| 1977 | Ricky Dunaway | 13 | 136 | 10.4 | 0 | 43 |
| 1978 | Ricky Dunaway | 13 | 80 | 6.1 | 0 | 36 |
| 1979 | Reggie Reginelli | 27 | 222 | 8.2 | 0 | 51 |
| 1980 | Reggie Reginelli | 17 | 129 | 7.6 | 0 | 31 |
| 1981 | Reggie Reginelli | 22 | 182 | 8.3 | 1 | 58 |
| 1982 | Reggie Reginelli | 9 | 35 | 4.0 | 0 | 7 |
| 1983 | Curt Baham | 19 | 179 | 9.4 | 1 | 77 |
| 1984 | Curt Baham | 12 | 47 | 4.0 | 0 | 10 |
| 1985 | Curt Baham | 22 | 78 | 3.5 | 0 | 12 |
| 1986 | Maurice Nelson | 17 | 76 | 4.5 | 0 | 15 |
| 1987 | Doug Adams | 20 | 119 | 5.9 | 0 | 12 |
| 1988 | Mitchell Price | 22 | 203 | 9.2 | 1 | 59 |
| 1989 | Mitchell Price | 16 | 58 | 3.4 | 0 | 10 |
| 1990 | Terrance Strickland | 17 | 111 | 6.5 | 0 | 43 |
| 1991 | Wil Ursin | 18 | 114 | 6.3 | 0 | 31 |
| 1992 | Terrance Strickland | 23 | 81 | 3.5 | 0 | 8 |
| 1993 | Derrick Franklin | 15 | 79 | 5.3 | 0 | 18 |
| 1994 | Derrick Franklin | 19 | 116 | 6.1 | 0 | 16 |
| 1995 | P.J. Franklin | 16 | 95 | 5.9 | 0 | 23 |
| 1996 | Derrick Franklin | 14 | 107 | 7.6 | 0 | 23 |
| 1997 | P.J. Franklin | 29 | 260 | 9.0 | 0 | 23 |
| 1998 | John Wilson | 14 | 136 | 9.7 | 0 | 34 |
| 1999 | John Wilson | 29 | 244 | 8.4 | 0 | 36 |
| 2000 | John Wilson | 37 | 318 | 8.6 | 0 | 26 |
| 2001 | Lynaris Elpheage | 19 | 133 | 7.0 | 1 | 64 |
| 2002 | Lynaris Elpheage | 28 | 463 | 16.5 | 1 | 60 |
| 2003 | Fred Smith | 10 | 105 | 10.5 | 0 | 45 |
| 2004 | Fred Smith | 23 | 267 | 11.6 | 1 | 75 |
| 2005 | Israel Route | 18 | 181 | 10.1 | 0 | 48 |
| 2006 | Fred Smith | 22 | 191 | 8.8 | 0 | 36 |
| 2007 | Casey Robottom | 13 | 55 | 4.2 | 0 | 14 |
| 2008 | Casey Robottom | 10 | 63 | 6.3 | 0 | 18 |

Kickoff Return Yards

| Year | Player | No | Yards | Avg | TD | LG |
|------|---------------------|----|-------|------|----|-----|
| 1939 | Bobby Kellogg | 6 | 229 | 38.2 | 1 | — |
| 1940 | James Thibaut | 9 | 192 | 21.3 | 0 | — |
| 1941 | Bobby Glass | 8 | 192 | 24.0 | 0 | — |
| 1942 | Lou Thomas | 6 | 134 | 22.3 | 0 | — |
| 1943 | Dub Jones | 8 | 174 | 21.8 | 0 | — |
| 1944 | Dub Jones | 11 | 176 | 16.0 | 0 | — |
| 1945 | Ray Arthur | 7 | 188 | 26.9 | 0 | — |
| 1946 | Don Fortier | 7 | 191 | 27.3 | 0 | — |
| 1947 | Eddie Price | 6 | 148 | 24.7 | 1 | — |
| 1948 | Eddie Price | 7 | 133 | 19.0 | 0 | — |
| 1949 | Eddie Price | 11 | 219 | 19.9 | 0 | — |
| 1950 | Harry Hahn | 8 | 149 | 18.6 | 0 | — |
| 1951 | Max McGee | 10 | 175 | 17.5 | 0 | — |
| 1952 | Max McGee | 9 | 220 | 24.4 | 0 | — |
| 1953 | Max McGee | 17 | 371 | 21.8 | 0 | — |
| 1954 | Bobby Saia | 13 | 278 | 21.4 | 0 | — |
| 1955 | Otis Gilmore | 8 | 155 | 19.4 | 0 | — |
| 1956 | Gene Newton | 6 | 118 | 19.7 | 0 | — |
| 1957 | Claude Mason | 11 | 180 | 16.3 | 0 | — |
| 1958 | Richie Petitbon | 10 | 276 | 27.6 | 0 | — |
| 1959 | Terry Terrebonne | 13 | 335 | 25.8 | 0 | — |
| 1960 | Tommy Mason | 15 | 314 | 20.9 | 0 | — |
| 1961 | Larry McIntyre | 15 | 352 | 23.5 | 0 | 51 |
| 1962 | Jerry Graves | 21 | 513 | 24.4 | 0 | 76 |
| 1963 | Jerry Graves | 10 | 239 | 23.9 | 0 | 41 |
| 1964 | Jerry Graves | 9 | 242 | 26.9 | 0 | 40 |
| 1965 | Carl Crowder | 12 | 266 | 22.2 | 0 | 30 |
| 1966 | Jim Trahan | 21 | 424 | 20.2 | 0 | — |
| 1967 | Jim Trahan | 17 | 363 | 21.3 | 0 | 36 |
| 1968 | Jack Laborde | 19 | 366 | 19.2 | 0 | — |
| 1969 | Joe Bullard | 8 | 133 | 16.6 | 0 | 23 |
| 1970 | Mike Farnell | 9 | 178 | 19.9 | 0 | 31 |
| 1971 | Coleman Dupre | 19 | 438 | 23.1 | 1 | 100 |
| 1972 | Coleman Dupre | 11 | 181 | 16.5 | 0 | 24 |
| 1973 | Martin Mitchell | 14 | 339 | 24.2 | 0 | 91 |
| 1974 | Martin Mitchell | 27 | 594 | 21.6 | 0 | 58 |
| 1975 | Martin Mitchell | 23 | 443 | 19.3 | 0 | 42 |
| 1976 | Martin Mitchell | 27 | 540 | 20.0 | 0 | 41 |
| 1977 | Marvin Christian | 23 | 444 | 19.3 | 0 | 39 |
| 1978 | Tony Delaughter | 10 | 161 | 16.1 | 0 | 36 |
| 1979 | Reggie Reginelli | 12 | 233 | 19.4 | 0 | 37 |
| 1980 | Reggie Butts | 11 | 230 | 20.9 | 0 | 43 |
| 1981 | Reggie Butts | 11 | 247 | 22.5 | 0 | 50 |
| 1982 | Reggie Butts | 15 | 288 | 19.2 | 0 | 35 |
| 1983 | Mike Jones | 9 | 136 | 15.1 | 0 | 25 |
| 1984 | Melvin Adams | 8 | 155 | 19.4 | 0 | 26 |
| 1985 | Maurice Nelson | 17 | 411 | 24.2 | 1 | 100 |
| 1986 | Michael Pierce | 22 | 506 | 23.0 | 0 | 41 |
| 1987 | Michael Pierce | 37 | 825 | 22.3 | 1 | 89 |
| 1988 | Michael Pierce | 32 | 765 | 23.9 | 1 | 93 |
| 1989 | Terrance Strickland | 25 | 498 | 19.9 | 0 | 33 |
| 1990 | Terrance Strickland | 26 | 554 | 21.3 | 0 | 45 |
| 1991 | Joey Perry | 12 | 289 | 24.1 | 0 | 89 |
| | Harold Dennis | 14 | 289 | 20.6 | 0 | 48 |
| 1992 | Terrance Strickland | 33 | 775 | 23.5 | 0 | 54 |
| 1993 | Jeff Liggon | 23 | 552 | 24.0 | 0 | 83 |
| 1994 | Jeff Liggon | 44 | 1038 | 23.6 | 0 | 62 |
| 1995 | Jeff Liggon | 29 | 625 | 21.6 | 0 | 40 |
| 1996 | Jeff Liggon | 27 | 707 | 26.2 | 1 | 98 |
| 1997 | P.J. Franklin | 19 | 443 | 23.3 | 0 | 61 |
| 1998 | John Wilson | 18 | 388 | 21.6 | 0 | 58 |
| 1999 | Toney Converse | 17 | 360 | 21.2 | 0 | 40 |
| 2000 | John Wilson | 33 | 687 | 20.8 | 0 | 42 |
| 2001 | Lynaris Elpheage | 17 | 374 | 22.0 | 0 | 59 |
| 2002 | Lynaris Elpheage | 18 | 453 | 25.2 | 1 | 52 |
| 2003 | Fred Smith | 38 | 830 | 21.8 | 1 | 100 |
| 2004 | Fred Smith | 17 | 357 | 21.0 | 0 | 54 |
| 2005 | Israel Route | 23 | 512 | 22.3 | 1 | 97 |
| 2006 | Fred Smith | 25 | 487 | 19.5 | 0 | 35 |
| 2007 | Ade Tuyoy | 30 | 697 | 23.2 | 0 | 54 |
| 2008 | Travis Burks | 20 | 412 | 20.6 | 0 | 33 |

TEAM RECORDS

Most Attempts

| | | | |
|--------|-----|----------------|------------|
| Game | 72 | vs. Louisville | 10/28/2000 |
| Season | 556 | (11 games) | 1999 |

Most Completions

| | | | |
|--------|-----|----------------|------------|
| Game | 42 | vs. Louisville | 10/28/2000 |
| Season | 326 | (11 games) | 1999 |

Highest Completion Percentage

| | | | |
|---------|------|-----------------------|-----------|
| Game* | 94.7 | vs. Navy (18-of-19) | 11/6/2004 |
| Season* | 67.8 | 230-of-339 (11 games) | 1998 |

Most Yards Gained

| | | | |
|--------|------|-------------|------------|
| Game | 483 | vs. Memphis | 11/18/2000 |
| Season | 3600 | (11 games) | 1999 |

Highest Yard-Per-Game Average

| | | | |
|--------|-------|-----------------|------|
| Season | 327.3 | 3600 (11 games) | 1999 |
|--------|-------|-----------------|------|

Most Touchdown Passes

| | | | |
|--------|----|------------|----------|
| Game | 6* | vs. UAB | 10/23/04 |
| Season | 38 | (11 games) | 1998 |

*Conference USA record

Most Interceptions Thrown

| | | | |
|--------|----|--------------|----------|
| Game | 5 | vs. Navy | 11/13/99 |
| | 5 | vs. Syracuse | 10/2/99 |
| | 5 | vs. Memphis | 9/24/88 |
| | 5 | vs. LSU | 11/22/75 |
| | 5 | vs. LSU | 11/22/69 |
| | 5 | vs. LSU | 11/29/52 |
| Season | 30 | (10 games) | 1969 |

Fewest Interceptions Thrown


| | | | |
|--------|---|------------|------|
| Season | 6 | (11 games) | 1998 |
|--------|---|------------|------|

Most Passes Attempted Without An Interception

| | | | |
|------|----|---------|---------|
| Game | 50 | vs. SMU | 9/30/06 |
|------|----|---------|---------|

Lowest Percentage Intercepted

| | | | |
|--------|------|------------------------------|------|
| Season | 1.77 | 6 in 339 attempts (12 games) | 1998 |
|--------|------|------------------------------|------|



Patrick Ramsey, a No. 1 draft pick by the NFL's Washington Redskins in 2002, left the Green Wave program with nearly all of the school's passing records, including yardage, touchdowns, completions and attempts.

TEAM SEASON HIGHS

Passing Yardage

| | | |
|-----|--------------|------------|
| 1. | 3600 in 1999 | (11 games) |
| 2. | 3498 in 2001 | (12 games) |
| 3. | 3352 in 1998 | (11 games) |
| 4. | 3093 in 2003 | (12 games) |
| 5. | 2958 in 2006 | (12 games) |
| 6. | 2833 in 2000 | (11 games) |
| 7. | 2800 in 1989 | (12 games) |
| 8. | 2695 in 1985 | (11 games) |
| 9. | 2655 in 2008 | (12 games) |
| 10. | 2646 in 2002 | (13 games) |

Pass Completions

| | | |
|-----|-------------|------------|
| 1. | 326 in 1999 | (12 games) |
| 2. | 294 in 2001 | (12 games) |
| 3. | 253 in 2003 | (12 games) |
| 4. | 251 in 1989 | (12 games) |
| 5. | 245 in 2006 | (12 games) |
| | 245 in 2002 | (13 games) |
| 7. | 232 in 1985 | (11 games) |
| 8. | 230 in 1998 | (11 games) |
| 9. | 229 in 2000 | (11 games) |
| 10. | 228 in 2008 | (12 games) |

Yards Per Game

| | | |
|-----|---------------|------------|
| 1. | 327.3 in 1999 | (12 games) |
| 2. | 324.5 in 2000 | (11 games) |
| 3. | 304.7 in 1998 | (11 games) |
| 4. | 291.5 in 2001 | (12 games) |
| 5. | 257.8 in 2003 | (12 games) |
| 6. | 246.0 in 2006 | (12 games) |
| 7. | 245.0 in 1985 | (11 games) |
| 8. | 240.4 in 1987 | (11 games) |
| 9. | 236.2 in 1997 | (11 games) |
| 10. | 234.1 in 2004 | (11 games) |

Completion Percentage

| | | |
|-----|--------------|------------|
| 1. | 67.8 in 1998 | (11 games) |
| 2. | 59.8 in 2004 | (11 games) |
| 3. | 59.5 in 2003 | (12 games) |
| 4. | 58.9 in 2000 | (11 games) |
| 5. | 58.6 in 1999 | (11 games) |
| 6. | 58.3 in 1987 | (11 games) |
| 7. | 57.7 in 1989 | (12 games) |
| 8. | 57.5 in 2001 | (12 games) |
| 9. | 56.5 in 1977 | (11 games) |
| 10. | 55.9 in 2002 | (13 games) |

Pass Attempts

| | | |
|-----|-------------|------------|
| 1. | 556 in 1999 | (11 games) |
| 2. | 511 in 2001 | (12 games) |
| 3. | 454 in 1989 | (12 games) |
| 4. | 440 in 2006 | (12 games) |
| 5. | 438 in 2002 | (13 games) |
| 6. | 425 in 2003 | (12 games) |
| 7. | 423 in 2005 | (11 games) |
| 8. | 417 in 1985 | (11 games) |
| 9. | 409 in 2008 | (12 games) |
| 10. | 406 in 1983 | (11 games) |

Passing TDs

| | | |
|----|------------|------------|
| 1. | 38 in 1998 | (11 games) |
| 2. | 34 in 2003 | (12 games) |
| 3. | 28 in 2004 | (11 games) |
| 4. | 27 in 2001 | (12 games) |
| 5. | 25 in 1999 | (11 games) |
| | 25 in 1997 | (11 games) |
| 7. | 24 in 2000 | (11 games) |
| | 24 in 1979 | (11 games) |
| 9. | 21 in 1987 | (11 games) |
| | 21 in 1980 | (11 games) |



A standout punter from 1987-90, Deron Smith started under center his final two seasons with the Green Wave. As a junior, he set a then-Tulane record with 2,613 yards (which currently ranks sixth) through the air.

INDIVIDUAL RECORDS

Single-Game Completion Percentage

| | | | |
|--------------|------|-----------------------------------|----------|
| Min. 10 att. | 94.7 | Lester Ricard vs. UAB (18-of-19)* | 10/23/05 |
| Min. 15 att. | 94.7 | Lester Ricard vs. UAB (18-of-19)* | 10/23/05 |
| Min. 20 att. | 85.2 | Shaun King vs. Rutgers (23-of-27) | 10/24/98 |

*Conference USA Record

Single-Season Completion Percentage

| | | | |
|---------------|------|-------------------------|------|
| Min. 100 att. | 68.0 | Shaun King (223-of-328) | 1998 |
|---------------|------|-------------------------|------|

Career Completion Percentage

| | | | |
|---------------|------|------------------------------|-----------|
| Min. 150 att. | 59.9 | Mike McKay (230-of-384) | 1981-82 |
| Min. 500 att. | 58.9 | Patrick Ramsey (798-of-1355) | 1998-2001 |

Completions

| | | | |
|--------|-----|---|-----------|
| Game | 37 | Patrick Ramsey vs. UL-Lafayette (52 att.) | 10/16/99 |
| Season | 310 | Patrick Ramsey (513 att.) | 1999 |
| Career | 798 | Patrick Ramsey (1355 att.) | 1998-2001 |

Attempts

| | | | |
|--------|------|--------------------------------|-----------|
| Game | 59 | Patrick Ramsey vs. Mississippi | 10/9/99 |
| Season | 513 | Patrick Ramsey | 1999 |
| Career | 1355 | Patrick Ramsey | 1998-2001 |

Consecutive Completions

| | | | |
|------|----|------------------------|----------|
| Game | 18 | Shaun King vs. Houston | 11/21/98 |
|------|----|------------------------|----------|

Passing Yards

| | | | |
|--------|------|-------------------------|-----------|
| Game | 447 | Patrick Ramsey vs. Army | 9/18/99 |
| Season | 3410 | Patrick Ramsey | 1999 |
| Career | 9205 | Patrick Ramsey | 1998-2001 |

Passing Yards By Class

| | | | |
|-----------|------|----------------|------|
| Freshman | 1046 | Shaun King | 1995 |
| Sophomore | 3410 | Patrick Ramsey | 1999 |
| Junior | 2833 | Patrick Ramsey | 2000 |
| Senior | 3232 | Shaun King | 1998 |

Touchdown Passes

| | | | |
|---------|----|-----------------------|------------|
| Game | 6* | Lester Ricard vs. UAB | 10/23/2004 |
| Season: | 36 | Shaun King | 1998 |
| Career | 72 | Patrick Ramsey | 1998-2001 |

*Conference USA Record

Consecutive Games With A Touchdown

| | | | |
|--------|----|----------------|-----------|
| Season | 12 | Shaun King | 1998 |
| Career | 31 | Patrick Ramsey | 1999-2001 |

Interceptions Thrown

| | | | |
|--------|----|----------------------------|-----------|
| Game | 5 | Patrick Ramsey vs. Navy | 11/6/99 |
| | 5 | Terrence Jones vs. Memphis | 9/24/88 |
| | 5 | Buddy Gilbert vs. LSU | 11/22/75 |
| | 5 | Rusty Lachaussee vs. LSU | 11/22/69 |
| | 5 | Pete Clement vs. LSU | 11/29/52 |
| Season | 24 | Patrick Ramsey | 1999 |
| Career | 51 | Patrick Ramsey | 1998-2001 |

Consecutive Attempts Without An Interception

| | | | |
|--------|-----|------------------------------------|----------|
| Game | 49 | Lester Ricard vs. UAB | 10/23/04 |
| Season | 204 | Shaun King (includes Liberty Bowl) | 1998 |

300-YARD PASSING GAMES

| | Yds | Opponent | Date | Additional Stats |
|-----|-----|------------------|-----------|------------------|
| 1. | 483 | Memphis | 11/18/00 | 29-of-56, 3 TD |
| 2. | 460 | UL-Lafayette | 10/31/98 | 26-of-45, 5 TD |
| 3. | 447 | Army | 9/18/99 | 34-of-50, 4 TD |
| 4. | 442 | Navy | 11/10/01 | 36-of-49, 3 TD |
| 5. | 428 | Houston | 11/6/99 | 31-of-66, 3 TD |
| 6. | 417 | UAB | 10/23/04 | 36-of-49, 6 TD |
| 7. | 410 | UL-Lafayette | 10/7/00 | 32-of-49, 2 TD |
| 8. | 409 | Army | 10/28/06 | 33-of-46, 3 TD |
| 9. | 404 | SMU | 9/11/99 | 32-of-52, 3 TD |
| 10. | 398 | SMU | 9/30/2006 | 30-of-50, 3 TD |
| 11. | 396 | UL-Lafayette | 10/16/99 | 37-of-52, 1 TD |
| | 396 | LSU | 11/30/85 | 33-of-58, 2 TD |
| 13. | 392 | SMU | 9/23/00 | 35-of-53, 3 TD |
| 14. | 388 | TCU | 9/13/86 | 26-of-39, 3 TD |
| | 388 | Louisville | 10/28/00 | 43-of-72, 3 TD |
| 16. | 387 | Vanderbilt | 11/18/89 | 23-of-39, 2 TD |
| 17. | 384 | Army | 10/27/01 | 25-of-39, 3 TD |
| 18. | 381 | UTEP | 10/14/05 | 30-of-56, 3 TD |
| 19. | 380 | Navy | 11/11/00 | 26-of-41, 5 TD |
| 20. | 377 | Vanderbilt | 10/1/83 | 25-of-43, 1 TD |
| 21. | 373 | SMU | 9/24/77 | 33-of-42, 1 TD |
| 22. | 372 | Rutgers | 11/11/95 | 23-of-47, 2 TD |
| 23. | 362 | Virginia Tech | 10/24/87 | 21-of-26, 3 TD |
| 24. | 358 | Ole Miss | 9/26/87 | 23-of-39, 3 TD |
| 25. | 355 | TCU | 10/13/01 | 21-of-31, 4 TD |
| 26. | 353 | N'western St. | 9/6/2003 | 29-of-48, 4 TD |
| | 353 | UL-Lafayette | 11/14/87 | 21-of-39, 2 TD |
| 28. | 352 | Southeastern La. | 10/1/05 | 24-of-50, 2 TD |
| | 352 | SMU | 9/12/98 | 20-of-29, 2 TD |
| 30. | 350 | Army | 11/13/04 | 23-of-32, 2 TD |
| 31. | 349 | Mississippi St. | 9/13/03 | 29-of-47, 4 TD |
| 32. | 347 | SMU | 10/4/80 | 22-of-43, 3 TD |
| 33. | 344 | Rice | 10/7/2006 | 21-of-40, 4 TD |
| 34. | 343 | LSU | 9/1/01 | 25-of-47, 2 TD |
| 35. | 342 | Syracuse | 10/2/99 | 26-of-56, 1 TD |
| 36. | 340 | Rice | 10/25/08 | 24-of-43, 2 TD |
| 37. | 339 | Army | 9/20/03 | 29-of-48, 5 TD |
| | 339 | Ole Miss | 10/9/99 | 35-of-59, 1TD |
| 39. | 335 | USL | 11/1/86 | 23-of-32, 2 TD |
| 40. | 332 | Army | 11/14/98 | 23-of-32, 3 TD |
| | 332 | East Carolina | 11/2/91 | 26-of-39, 3 TD |
| 42. | 330 | Army | 10/4/08 | 26-of-42, 3 TD |
| | 330 | Louisiana Tech | 11/26/98 | 19-of-26, 3 TD |
| 44. | 329 | Navy | 10/26/02 | 25-of-35, 5 TD |
| | 329 | Syracuse | 9/20/97 | 21-of-46 |
| 46. | 325 | UAB | 11/20/99 | 27-of-45, 2 TD |
| 47. | 323 | Navy | 11/6/04 | 18-of-19, 4 TD |
| 48. | 318 | Ole Miss | 9/10/83 | 29-of-48, 2 TD |
| 49. | 316 | UL-Monroe | 10/5/02 | 22-of-36, 4 TD |
| | 316 | Vanderbilt | 10/6/84 | 24-of-39, 2 TD |
| 51. | 315 | Southern Miss | 11/6/93 | 22-of-30, 1 TD |
| 52. | 313 | Southern Miss | 10/7/89 | 25-of-46, 3 TD |
| 53. | 312 | Navy | 11/13/99 | 38-of-56, 2 TD |
| 54. | 309 | Houston | 11/4/00 | 19-of-33, 4 TD |
| 55. | 308 | Army | 10/4/97 | 17-of-28, 4 TD |
| 56. | 307 | Syracuse | 11/10/90 | 24-of-49, 3 TD |
| | 307 | North Carolina | 10/9/71 | N/A |
| 58. | 305 | Memphis | 11/4/89 | 21-of-33, 5 TD |
| 59. | 303 | TCU | 9/1/03 | 25-of-43, 2 TD |

T Passing

Most 400-Yard Passing Games

| | | | |
|--------|---|----------------|-----------|
| Season | 2 | Patrick Ramsey | 1999 |
| Career | 4 | Patrick Ramsey | 1998-2001 |

Most 300-Yard Passing Games

| | | | |
|--------|----|----------------|-----------|
| Season | 7 | Patrick Ramsey | 1999 |
| Career | 16 | Patrick Ramsey | 1998-2001 |

Most 200-Yard Passing Games

| | | | |
|--------|----|----------------|-----------|
| Season | 11 | Shaun King | 1998 |
| Career | 24 | Patrick Ramsey | 1998-2001 |

Longest Completion

| | | | |
|------|----|-------------------------------------|---------|
| Game | 94 | Shaun King to JaJuan Dawson vs. SMU | 9/12/98 |
|------|----|-------------------------------------|---------|

CAREER LEADERS

Passing Yards

| Player | Seasons | Att | Comp | Pct | Yards |
|-------------------|---------|------|------|------|-------|
| 1. Patrick Ramsey | 1998-01 | 1355 | 798 | .589 | 9205 |
| 2. Shaun King | 1995-98 | 1163 | 646 | .555 | 8419 |
| 3. Terrence Jones | 1985-88 | 1042 | 570 | .547 | 7684 |
| 4. J.P. Losman | 2000-03 | 987 | 570 | .578 | 6754 |
| 5. Lester Ricard | 2004-06 | 954 | 538 | .564 | 6608 |
| 6. Roch Hontas | 1976-79 | 857 | 502 | .586 | 5669 |
| 7. Deron Smith | 1987-90 | 799 | 431 | .539 | 4190 |
| 8. Ken Karcher | 1984-85 | 536 | 287 | .535 | 3332 |
| 9. Mike McKay | 1981-82 | 384 | 230 | .599 | 2839 |
| 10. Kevin Moore | 2007- | 388 | 217 | .559 | 2626 |

Passing Yards Per Game

| Player | Seasons | Yards | Games | Yds/Gm |
|-------------------|---------|-------|-------|--------|
| 1. Patrick Ramsey | 1998-01 | 9205 | 35 | 263.00 |
| 2. Lester Ricard | 2004-06 | 6608 | 31 | 213.16 |
| 3. Shaun King | 1995-98 | 8419 | 41 | 205.34 |
| 4. Ken Karcher | 1984-85 | 3332 | 18 | 185.11 |
| 5. J.P. Losman | 2000-03 | 6754 | 38 | 177.74 |
| 6. Terrence Jones | 1985-88 | 7684 | 44 | 174.64 |
| 7. Mike McKay | 1981-82 | 2830 | 17 | 166.47 |
| 8. Deron Smith | 1987-90 | 4910 | 33 | 148.79 |
| 9. Roch Hontas | 1976-79 | 5669 | 39 | 145.36 |
| 10. Buddy Gilbert | 1973-75 | 1766 | 18 | 98.11 |

Pass Attempts

| Player | Seasons | Comp | Yards | Att |
|-------------------|---------|------|-------|------|
| 1. Patrick Ramsey | 1998-01 | 798 | 9205 | 1355 |
| 2. Shaun King | 1995-98 | 646 | 8419 | 1163 |
| 3. Terrence Jones | 1985-88 | 570 | 7684 | 1042 |
| 4. J.P. Losman | 2000-03 | 570 | 6754 | 987 |
| 5. Lester Ricard | 2004-06 | 538 | 6608 | 954 |
| 6. Roch Hontas | 1976-79 | 502 | 5669 | 857 |
| 7. Deron Smith | 1987-90 | 431 | 4190 | 799 |
| 8. Ken Karcher | 1984-85 | 287 | 3332 | 536 |
| 9. Bobby Duhon | 1965-67 | 187 | 2137 | 421 |
| 10. Nickie Hall | 1977-80 | 192 | 2561 | 402 |

Pass Attempts Per Game

| Player | Seasons | Att | Games | Att/Gm |
|-------------------|---------|------|-------|--------|
| 1. Patrick Ramsey | 1998-01 | 1355 | 35 | 38.71 |
| 2. Lester Ricard | 2004-06 | 954 | 31 | 30.77 |
| 3. Ken Karcher | 1984-85 | 536 | 18 | 29.78 |
| 4. Shaun King | 1995-98 | 1163 | 41 | 28.37 |
| 5. J.P. Losman | 2000-03 | 987 | 38 | 25.97 |
| 6. Deron Smith | 1987-90 | 790 | 33 | 23.94 |
| 7. Terrence Jones | 1985-88 | 1042 | 44 | 23.68 |
| 8. Mike McKay | 1981-82 | 384 | 17 | 22.59 |
| 9. Roch Hontas | 1976-79 | 857 | 39 | 21.97 |
| 10. Buddy Gilbert | 1973-75 | 299 | 18 | 16.61 |

Yards Per Attempt (Minimum 200 Attempts)

| Player | Seasons | Att | Yards | Yds/Att |
|-------------------|---------|------|-------|---------|
| 1. Terrence Jones | 1985-88 | 1042 | 7684 | 7.374 |
| 2. Mike McKay | 1981-82 | 384 | 2830 | 7.370 |
| 3. Shaun King | 1995-98 | 1163 | 8419 | 7.239 |
| 4. Joe Ernst | 1948-50 | 369 | 2374 | 7.003 |
| 5. Lester Ricard | 2004-6 | 954 | 6608 | 6.927 |
| 6. J.P. Losman | 2000-03 | 987 | 6754 | 6.843 |
| 7. Patrick Ramsey | 1998-01 | 1355 | 9205 | 6.793 |
| 8. Roch Hontas | 1976-79 | 857 | 5669 | 6.615 |
| 9. Mike Walker | 1970-72 | 369 | 2439 | 6.610 |
| 10. Nickie Hall | 1977-80 | 402 | 2561 | 6.371 |

Completions


| Player | Seasons | Att | Yards | Comp |
|-------------------|---------|------|-------|------|
| 1. Patrick Ramsey | 1998-01 | 1355 | 9205 | 798 |
| 2. Shaun King | 1995-98 | 1163 | 8419 | 646 |
| 3. J.P. Losman | 2000-03 | 987 | 6754 | 570 |
| Terrence Jones | 1985-88 | 1042 | 7684 | 570 |
| 5. Lester Ricard | 2004-06 | 954 | 6608 | 538 |
| 6. Roch Hontas | 1976-79 | 857 | 5669 | 502 |
| 7. Deron Smith | 1987-90 | 799 | 4190 | 431 |
| 8. Ken Karcher | 1984-85 | 536 | 3332 | 287 |
| 9. Mike McKay | 1981-82 | 384 | 2830 | 230 |
| 10. Kevin Moore | 2007- | 388 | 2626 | 217 |

Completions Per Game


| Player | Seasons | Comp | Games | Att/Gm |
|-------------------|---------|------|-------|--------|
| 1. Patrick Ramsey | 1998-01 | 798 | 35 | 22.80 |
| 2. Lester Ricard | 2004-06 | 538 | 31 | 17.35 |
| 3. Ken Karcher | 1984-85 | 287 | 18 | 15.94 |
| 4. Shaun King | 1995-98 | 646 | 41 | 15.76 |
| 5. J.P. Losman | 2000-03 | 570 | 38 | 15.00 |
| 6. Mike McKay | 1981-82 | 230 | 17 | 13.53 |
| 7. Deron Smith | 1987-90 | 431 | 33 | 13.06 |
| 8. Terrence Jones | 1985-88 | 570 | 44 | 12.95 |
| 9. Roch Hontas | 1976-79 | 502 | 39 | 12.87 |

Completion Percentage

| Player | Seasons | Att | Comp | Pct |
|-------------------|---------|------|------|------|
| 1. Mike McKay | 1981-82 | 384 | 230 | .599 |
| 2. Patrick Ramsey | 1998-01 | 1355 | 798 | .589 |
| 3. Roch Hontas | 1976-79 | 857 | 502 | .586 |
| 4. J.P. Losman | 2000-03 | 987 | 570 | .578 |
| 5. Lester Ricard | 2004-06 | 954 | 538 | .564 |
| 6. Shaun King | 1995-98 | 1163 | 646 | .555 |
| 7. Terrence Jones | 1985-88 | 1042 | 570 | .547 |
| 8. Deron Smith | 1987-90 | 799 | 431 | .539 |
| 9. Ken Karcher | 1984-85 | 536 | 287 | .535 |
| 10. Joe Ernst | 1948-50 | 339 | 175 | .516 |



Mike McKay, who played two seasons at Tulane after transferring from Santa Monica Junior College, still holds the career record for completion percentage with a .599 mark from 1981-82. During his career, McKay completed 230 of 384 passes for 2839 yards and 20 touchdowns.



Mike Walker holds the Tulane career record for yards per completion, averaging 15.84 yards on 154 completions from 1970-72.

Yards Per Completion

| Player | Seasons | Comp | Yards | Yds/Cmp |
|-------------------|---------|------|-------|---------|
| 1. Mike Walker | 1970-72 | 154 | 2439 | 15.84 |
| 2. Joe Ernst | 1948-50 | 175 | 2374 | 13.57 |
| 3. Terrence Jones | 1985-88 | 570 | 7684 | 13.48 |
| 4. Nickie Hall | 1977-80 | 192 | 2561 | 13.34 |
| 5. Shaun King | 1995-98 | 646 | 8419 | 13.03 |
| 6. Steve Foley | 1972-74 | 169 | 2174 | 12.86 |
| 7. Mike McKay | 1981-82 | 230 | 2830 | 12.30 |
| 8. Lester Ricard | 2004-06 | 538 | 6608 | 12.28 |
| 9. J.P. Losman | 2000-03 | 570 | 6754 | 11.85 |
| 10. Ken Karcher | 1984-85 | 287 | 3332 | 11.61 |

Touchdowns

| Player | Seasons | Yards | Int | TD |
|-------------------|---------|-------|-----|----|
| 1. Patrick Ramsey | 1998-01 | 9205 | 51 | 72 |
| 2. Shaun King | 1995-98 | 8419 | 34 | 70 |
| 3. J.P. Losman | 2000-03 | 6754 | 27 | 60 |
| 4. Lester Ricard | 2004-06 | 6608 | 31 | 55 |
| 5. Terrence Jones | 1985-88 | 7684 | 41 | 46 |
| 6. Roch Hontas | 1976-79 | 5669 | 41 | 39 |
| 7. Deron Smith | 1987-90 | 4190 | 31 | 37 |
| 8. Nickie Hall | 1977-80 | 2561 | 22 | 26 |
| 9. Mike McKay | 1981-82 | 2830 | 17 | 20 |
| 10. Ken Karcher | 1984-85 | 3332 | 20 | 17 |
| Joe Ernst | 1948-50 | 2374 | 23 | 17 |

300-Yard Passing Games

| Player | Seasons | Yards | Games | 300s |
|-------------------|---------|-------|-------|------|
| 1. Patrick Ramsey | 1998-01 | 9205 | 35 | 16 |
| 2. Lester Ricard | 2004-06 | 6608 | 31 | 8 |
| Shaun King | 1995-98 | 8419 | 41 | 8 |
| 4. J.P. Losman | 2000-03 | 6754 | 38 | 7 |
| 5. Terrence Jones | 1985-88 | 7684 | 44 | 5 |
| 6. Deron Smith | 1987-90 | 5669 | 33 | 4 |
| 7. Ken Karcher | 1984-85 | 4190 | 18 | 2 |
| 8. Jon English | 1983 | 1258 | 6 | 1 |
| Nickie Hall | 1977-80 | 2561 | 30 | 1 |
| Roch Hontas | 1976-79 | 5669 | 39 | 1 |
| Craig Randall | 1993-94 | 1980 | 18 | 1 |
| Jerome Woods | 1986-91 | 1484 | 18 | 1 |

Touchdowns Per Game

| Player | Seasons | TD | Games | TD/Gm |
|-------------------|---------|----|-------|-------|
| 1. Patrick Ramsey | 1998-01 | 72 | 35 | 2.057 |
| 2. Lester Ricard | 2004-06 | 55 | 31 | 1.774 |
| 3. Shaun King | 1995-98 | 70 | 41 | 1.707 |
| 4. J.P. Losman | 2000-03 | 60 | 38 | 1.579 |
| 5. Mike McKay | 1981-82 | 20 | 17 | 1.176 |
| 6. Deron Smith | 1987-90 | 37 | 33 | 1.121 |
| 7. Terrence Jones | 1985-88 | 46 | 44 | 1.045 |
| 8. Roch Hontas | 1976-79 | 39 | 39 | 1.000 |
| 9. Ken Karcher | 1984-85 | 17 | 18 | 0.944 |
| 10. Nickie Hall | 1977-80 | 26 | 30 | 0.867 |

Interceptions

| Player | Seasons | Att | TD | Int |
|-------------------|---------|------|----|-----|
| 1. Patrick Ramsey | 1998-01 | 1355 | 72 | 51 |
| 2. Terrence Jones | 1985-88 | 1042 | 46 | 41 |
| Roch Hontas | 1976-79 | 857 | 39 | 41 |
| 4. Bobby Duhon | 1965-67 | 421 | 13 | 35 |
| 5. Shaun King | 1995-98 | 1163 | 70 | 34 |
| 6. Lester Ricard | 2004-06 | 954 | 55 | 31 |
| Deron Smith | 1987-90 | 799 | 37 | 31 |
| 8. Mike Walker | 1970-72 | 369 | 13 | 30 |
| 9. J.P. Losman | 2000-03 | 987 | 60 | 27 |
| 10. Buddy Gilbert | 1973-75 | 299 | 10 | 26 |

Lowest Interceptions Percentage

| Player | Seasons | Int | Comp | Pct |
|-------------------|---------|-----|------|------|
| 1. J.P. Losman | 2000-03 | 27 | 987 | 2.74 |
| 2. Shaun King | 1995-98 | 34 | 1163 | 2.92 |
| 3. Lester Ricard | 2004-06 | 31 | 538 | 3.25 |
| 4. Ken Karcher | 1984-85 | 20 | 536 | 3.73 |
| 5. Patrick Ramsey | 1998-01 | 51 | 1355 | 3.76 |
| 6. Deron Smith | 1987-90 | 31 | 790 | 3.92 |
| 7. Terrence Jones | 1985-88 | 41 | 1042 | 3.93 |
| 8. Mike McKay | 1981-82 | 17 | 384 | 4.42 |
| 9. Steve Foley | 1972-74 | 16 | 343 | 4.66 |
| 10. Roch Hontas | 1976-79 | 41 | 857 | 4.78 |

Passing Efficiency (Minimum 300 Attempts)

| Player | Seasons | Comp-Att | Yards | TD | Int | Rating |
|-------------------|---------|----------|-------|----|-----|--------|
| 1. Shaun King | 1995-98 | 646-1163 | 8419 | 70 | 34 | 130.37 |
| 2. Mike McKay | 1981-82 | 230-384 | 2830 | 20 | 17 | 130.14 |
| 3. Lester Ricard | 2004-06 | 538-954 | 6608 | 55 | 31 | 127.10 |
| 4. Patrick Ramsey | 1998-01 | 798-1355 | 9205 | 72 | 51 | 125.93 |
| 5. Terrence Jones | 1985-88 | 570-1042 | 7684 | 46 | 41 | 123.35 |
| 6. J.P. Losman | 2000-03 | 570-987 | 6754 | 60 | 27 | 121.82 |
| 7. Roch Hontas | 1976-79 | 502-857 | 5669 | 39 | 41 | 119.59 |
| 8. Deron Smith | 1987-90 | 431-790 | 4910 | 37 | 31 | 114.37 |
| 9. Joe Ernst | 1948-50 | 175-339 | 2374 | 17 | 23 | 113.42 |
| 10. Nickie Hall | 1977-80 | 192-402 | 2561 | 26 | 22 | 111.67 |



Tulane's most recent first-round draft choice, J.P. Losman holds the Tulane career mark for lowest interception percentage with just 27 picks while completing 987 tosses for 6,754 yards.



Passing

SINGLE-SEASON LEADERS

Passing Yards

| Player | Year | Att | Comp | Pct | Yards |
|-------------------|------|-----|------|------|-------|
| 1. Patrick Ramsey | 1999 | 518 | 313 | .604 | 3410 |
| 2. Shaun King | 1998 | 328 | 223 | .680 | 3232 |
| 3. J.P. Losman | 2003 | 422 | 251 | .595 | 3077 |
| 4. Patrick Ramsey | 2001 | 448 | 256 | .571 | 2935 |
| 5. Patrick Ramsey | 2000 | 389 | 229 | .589 | 2833 |
| 6. Lester Ricard | 2006 | 400 | 229 | .572 | 2795 |
| 7. Deron Smith | 1989 | 423 | 237 | .560 | 2613 |
| 8. Shaun King | 1997 | 363 | 199 | .548 | 2567 |
| 9. Terrence Jones | 1987 | 319 | 192 | .602 | 2551 |
| 10. J.P. Losman | 2002 | 401 | 230 | .574 | 2468 |

Passing Yards Per Game (Minimum 125 Attempts)

| Player | Year | Yards | Games | Yds/Gm |
|-------------------|------|-------|-------|--------|
| 1. Patrick Ramsey | 1999 | 3410 | 11 | 310.00 |
| 2. Shaun King | 1998 | 3232 | 11 | 293.82 |
| 3. Patrick Ramsey | 2000 | 2833 | 10 | 283.30 |
| 4. Patrick Ramsey | 2001 | 2935 | 11 | 266.82 |
| 5. J.P. Losman | 2003 | 3077 | 12 | 256.42 |
| 6. Shaun King | 1997 | 2567 | 11 | 233.36 |
| 7. Lester Ricard | 2006 | 2795 | 12 | 232.92 |
| 8. Terrence Jones | 1987 | 2551 | 11 | 231.91 |
| 9. Ken Karcher | 1985 | 1991 | 9 | 221.22 |
| 10. Deron Smith | 1989 | 2613 | 12 | 217.75 |



Pass Attempts

| Player | Year | Yards | Pct | Comp | Att |
|-------------------|------|-------|------|------|-----|
| 1. Patrick Ramsey | 1999 | 3410 | .604 | 310 | 513 |
| 2. Patrick Ramsey | 2001 | 2935 | .571 | 256 | 448 |
| 3. Deron Smith | 1989 | 2613 | .560 | 237 | 423 |
| 4. J.P. Losman | 2003 | 3077 | .595 | 251 | 422 |
| 5. J.P. Losman | 2002 | 2468 | .574 | 230 | 401 |
| 6. Lester Ricard | 2006 | 2795 | .572 | 229 | 400 |
| 7. Patrick Ramsey | 2000 | 2833 | .589 | 229 | 389 |
| 8. Roch Hontas | 1979 | 2345 | .589 | 215 | 367 |
| 9. Shaun King | 1997 | 2567 | .548 | 199 | 363 |
| 10. Deron Smith | 1990 | 2282 | .535 | 193 | 361 |

Pass Attempts Per Game

| Player | Year | Att | Games | Att/Gm |
|-------------------|------|-----|-------|--------|
| 1. Patrick Ramsey | 1999 | 513 | 11 | 46.636 |
| 2. Patrick Ramsey | 2001 | 448 | 11 | 40.727 |
| 3. Patrick Ramsey | 2000 | 389 | 10 | 38.900 |
| 4. Deron Smith | 1989 | 423 | 12 | 35.250 |
| 5. J.P. Losman | 2003 | 422 | 12 | 35.177 |
| 6. Ken Karcher | 1985 | 306 | 9 | 34.000 |
| 7. Roch Hontas | 1979 | 367 | 11 | 33.364 |
| 8. Lester Ricard | 2006 | 400 | 12 | 33.333 |
| 9. Shaun King | 1997 | 363 | 11 | 33.000 |
| 10. Deron Smith | 1990 | 361 | 11 | 32.818 |

Yards Per Attempt (Minimum 150 Attempts)

| Player | Year | Att | Yards | Yds/Att |
|--------------------|------|-----|-------|---------|
| 1. Shaun King | 1998 | 328 | 3232 | 9.854 |
| 2. Lester Ricard | 2004 | 231 | 1881 | 8.143 |
| 3. Terrence Jones | 1987 | 319 | 2551 | 7.997 |
| 4. Terrence Jones | 1986 | 284 | 2124 | 7.479 |
| 5. Mike McKay | 1982 | 260 | 1903 | 7.319 |
| 6. J.P. Losman | 2003 | 422 | 3077 | 7.291 |
| 7. Patrick Ramsey | 2000 | 389 | 2833 | 7.283 |
| 8. Roch Hontas | 1978 | 190 | 1350 | 7.105 |
| 9. Shaun King | 1997 | 363 | 2567 | 7.072 |
| 10. Terrence Jones | 1988 | 329 | 2305 | 7.006 |

Completions

| Player | Year | Att | Yards | Comp |
|-------------------|------|-----|-------|------|
| 1. Patrick Ramsey | 1999 | 513 | 3410 | 310 |
| 2. Patrick Ramsey | 2001 | 448 | 2935 | 256 |
| 3. J.P. Losman | 2003 | 422 | 3077 | 251 |
| 4. Deron Smith | 1989 | 423 | 2613 | 237 |
| 5. J.P. Losman | 2002 | 401 | 2468 | 230 |
| 6. Lester Ricard | 2006 | 400 | 2795 | 229 |
| Patrick Ramsey | 2000 | 389 | 2833 | 229 |
| 8. Shaun King | 1998 | 328 | 3232 | 223 |
| 9. Roch Hontas | 1979 | 367 | 2345 | 215 |
| 10. Shaun King | 1997 | 363 | 2567 | 199 |

Completions Per Game

| Player | Year | Att | Yards | Comp |
|-------------------|------|-----|-------|--------|
| 1. Patrick Ramsey | 1999 | 310 | 11 | 28.181 |
| 2. Patrick Ramsey | 2001 | 256 | 11 | 23.273 |
| 3. Patrick Ramsey | 2000 | 229 | 10 | 22.900 |
| 4. J.P. Losman | 2003 | 251 | 12 | 20.917 |
| 5. Shaun King | 1998 | 223 | 11 | 20.273 |
| 6. Deron Smith | 1989 | 237 | 12 | 19.750 |
| 7. Roch Hontas | 1979 | 215 | 11 | 19.545 |
| 8. Ken Karcher | 1985 | 175 | 9 | 19.444 |
| 9. Lester Ricard | 2006 | 229 | 12 | 19.083 |
| 10. Shaun King | 1997 | 199 | 11 | 18.091 |

Before embarking on a 12 year professional career as a defensive back, Steve Foley starred at quarterback for the Green Wave from 1972-74. As a junior, Foley led the Green Wave in both rushing and passing while guiding Tulane to the Astro-Bluebonnet Bowl.

Completion Percentatge (Minimum 125 Attempts)

| Player | Year | Att | Comp | Pct |
|-------------------|------|-----|------|------|
| 1. Shaun King | 1998 | 328 | 223 | .680 |
| 2. Roch Hontas | 1977 | 186 | 118 | .634 |
| 3. Lester Ricard | 2004 | 231 | 143 | .619 |
| 4. Patrick Ramsey | 1999 | 513 | 310 | .604 |
| 5. Terrence Jones | 1987 | 319 | 192 | .602 |
| 6. Jerome Woods | 1991 | 192 | 115 | .599 |
| 7. J.P. Losman | 2003 | 422 | 251 | .595 |
| 8. Patrick Ramsey | 2000 | 389 | 229 | .589 |
| 9. Roch Hontas | 1979 | 367 | 215 | .586 |
| 10. Mike McKay | 1982 | 260 | 152 | .585 |

Yards Per Completion (Minimum 100 Completions)

| Player | Year | Comp | Yards | Yds/Comp |
|--------------------|------|------|-------|----------|
| 1. Shaun King | 1998 | 223 | 3232 | 14.493 |
| 2. Buddy Gilbert | 1975 | 108 | 1559 | 14.435 |
| 3. Terrence Jones | 1988 | 162 | 2305 | 14.228 |
| 4. Terrence Jones | 1986 | 159 | 2124 | 13.358 |
| 5. Terrence Jones | 1987 | 192 | 2551 | 13.286 |
| 6. Lester Ricard | 2004 | 143 | 1881 | 13.154 |
| 7. Shaun King | 1997 | 199 | 2567 | 12.899 |
| 8. Nickie Hall | 1980 | 159 | 2039 | 12.824 |
| 9. Mike McKay | 1982 | 152 | 1903 | 12.520 |
| 10. Anthony Scelfo | 2007 | 111 | 1396 | 12.577 |

Touchdowns


| Player | Year | Att | Comp | Yards | TD |
|--------------------|------|-----|------|-------|----|
| 1. Shaun King | 1998 | 328 | 223 | 3232 | 36 |
| 2. J.P. Losman | 2003 | 422 | 251 | 3077 | 33 |
| 3. Patrick Ramsey | 1999 | 513 | 310 | 3410 | 25 |
| 4. Shaun King | 1997 | 363 | 199 | 2567 | 24 |
| Patrick Ramsey | 2000 | 389 | 229 | 2833 | 24 |
| 6. Patrick Ramsey | 2001 | 448 | 256 | 2935 | 22 |
| 7. Lester Ricard | 2004 | 231 | 143 | 1881 | 21 |
| Nickie Hall | 1980 | 322 | 159 | 2039 | 21 |
| Roch Hontas | 1979 | 367 | 215 | 2345 | 21 |
| 10. Terrence Jones | 1987 | 319 | 192 | 2551 | 20 |

Touchdowns Per Game

| Player | Year | TD | Games | TD/Gm |
|--------------------|------|----|-------|-------|
| 1. Shaun King | 1998 | 36 | 11 | 3.27 |
| 2. J.P. Losman | 2003 | 33 | 12 | 2.75 |
| 3. Patrick Ramsey | 2000 | 24 | 10 | 2.40 |
| 4. Lester Ricard | 2004 | 21 | 9 | 2.33 |
| 5. Patrick Ramsey | 1999 | 25 | 11 | 2.27 |
| 6. Shaun King | 1997 | 24 | 11 | 2.18 |
| 7. Patrick Ramsey | 2001 | 22 | 11 | 2.00 |
| 8. Nickie Hall | 1980 | 21 | 11 | 1.91 |
| Roch Hontas | 1979 | 21 | 11 | 1.91 |
| 10. Terrence Jones | 1987 | 20 | 11 | 1.82 |



In 1980, Nickie Hall threw for a then-Tulane record 21 touchdowns while guiding the Green Wave to a 7-4 regular season and a berth in the Hall of Fame Bowl.



The quarterback of the 1998 C- USA and Liberty Bowl championship squad, Shaun King holds Tulane single-season records for touchdowns, completion percentage, yard per attempt and yards per completion, and set an NCAA record with a 183.32 passing efficiency mark.

Interceptions

| Player | Year | Att | TD | Int |
|---------------------|------|-----|----|-----|
| 1. Patrick Ramsey | 1999 | 513 | 25 | 24 |
| 2. Buddy Gilbert | 1975 | 264 | 9 | 21 |
| 3. Rusty Lachaussee | 1969 | 199 | 5 | 19 |
| 4. Terrence Jones | 1988 | 329 | 15 | 18 |
| 5. Nickie Hall | 1980 | 322 | 21 | 17 |
| 6. Deron Smith | 1989 | 423 | 18 | 16 |
| 7. Deron Smith | 1990 | 361 | 19 | 15 |
| Peter Clement | 1952 | 129 | 6 | 15 |
| 9. J.P. Losman | 2003 | 422 | 33 | 14 |
| Patrick Ramsey | 2000 | 389 | 24 | 14 |
| Shaun King | 1997 | 363 | 24 | 14 |
| Craig Randall | 1993 | 305 | 8 | 14 |
| Mike McKay | 1979 | 367 | 21 | 14 |
| Ernest Crouch | 1945 | 78 | 3 | 14 |

Highest Touchdown/Interception Ratio (Min. 8 TD)

| Player | Year | TD | Int | Ratio |
|--------------------|------|----|-----|-------|
| 1. Shaun King | 1998 | 36 | 6 | 6.000 |
| 2. Mike McKay | 1981 | 10 | 3 | 3.333 |
| 3. J.P. Losman | 2003 | 33 | 14 | 2.357 |
| 4. Lester Ricard | 2004 | 21 | 9 | 2.333 |
| 5. Jerome Woods | 1991 | 8 | 4 | 2.000 |
| 6. J.P. Losman | 2002 | 19 | 10 | 1.900 |
| 7. Lester Ricard | 2006 | 18 | 10 | 1.800 |
| 8. Shaun King | 1997 | 24 | 14 | 1.714 |
| Patrick Ramsey | 2000 | 24 | 14 | 1.714 |
| 10. Patrick Ramsey | 2001 | 22 | 13 | 1.692 |

Passing Efficiency (Mimumin 75 Attempts)

| Player | Seasons | Comp-Att | Yards | TD | Int | Rating |
|-------------------|---------|----------|-------|----|-----|--------|
| 1. Shaun King | 1998 | 223-328 | 3232 | 36 | 6 | 183.32 |
| 2. Lester Ricard | 2004 | 143-231 | 1881 | 21 | 9 | 152.51 |
| 3. Mike McKay | 1981 | 78-124 | 927 | 10 | 3 | 147.47 |
| 4. J.P. Losman | 2003 | 251-422 | 3077 | 33 | 14 | 139.90 |
| Terrence Jones | 1987 | 192-319 | 2551 | 20 | 13 | 139.90 |
| 6. Patrick Ramsey | 2000 | 229-389 | 2833 | 24 | 14 | 133.21 |
| 7. Shaun King | 1997 | 199-363 | 2567 | 24 | 14 | 128.33 |
| 8. Terrence Jones | 1986 | 159-284 | 2124 | 10 | 7 | 125.50 |
| 9. Roch Hontas | 1978 | 108-190 | 1350 | 11 | 10 | 125.11 |
| 10. Lester Ricard | 2006 | 229-400 | 2795 | 18 | 10 | 125.79 |

SINGLE-GAME LEADERS

Pass Attempts

| No | Player vs. Opponent | Date | Add'l Stats |
|-----|-----------------------------------|----------|----------------|
| 1. | 59 Patrick Ramseys. Mississippi | 10/9/99 | 35-59, 339 yds |
| 2. | 56 Patrick Ramsey vs. Memphis | 11/18/00 | 29-56, 360 yds |
| 3. | 55 Patrick Ramsey vs. Houston | 11/6/99 | 26-55, 360 yds |
| 4. | 54 Shaun King vs. Southern Miss | 10/25/97 | 29-54, 214 yds |
| 54 | Patrick Ramsey vs. Louisville | 10/28/00 | 34-54, 201 yds |
| 6. | 53 Patrick Ramsey vs. Syracuse | 10/2/99 | 26-53, 342 yds |
| 7. | 52 Lester Ricard vs. UTEP | 10/14/05 | 29-52, 376 yds |
| 52 | Patrick Ramsey vs. UL-Lafayette | 10/16/99 | 37-52, 396 yds |
| 52 | Patrick Ramsey vs. Navy | 11/13/99 | 36-52, 291 yds |
| 10. | 50 Lester Ricard vs. SE Louisiana | 10/1/05 | 24-50, 324 yds |
| 50 | Patrick Ramsey vs. SMU | 9/23/00 | 34-50, 347 yds |

Pass Completions

| No | Player vs. Opponent | Date | Add'l Stats |
|----|------------------------------------|------------|----------------|
| 1. | 37 Patrick Ramsey vs. UL-Lafayette | 10/16/99 | 37-52, 396 yds |
| 2. | 36 Lester Ricard vs. UAB | 10/23/04 | 36-49, 417 yds |
| 36 | Patrick Ramsey vs. Navy | 11/13/99 | 36-52, 291 yds |
| 36 | Patrick Ramsey vs. Navy | 11/10/01 | 36-49, 442 yds |
| 5. | 35 Patrick Ramsey vs. Mississippi | 10/9/99 | 35-59, 339 yds |
| 6. | 34 Patrick Ramsey vs. Army | 9/18/99 | 34-49, 447 yds |
| 34 | Patrick Ramsey vs. SMU | 9/23/00 | 34-50, 347 yds |
| 34 | Patrick Ramsey vs. Louisville | 10/28/02 | 34-54, 301 yds |
| 9. | 33 Lester Ricard vs. Army | 10/28/2006 | 33-43, 409 yds |
| 33 | Roch Hontas vs. SMU | 10/24/77 | 33-42, 373 yds |

Passing Yards

| No | Player vs. Opponent | Date | Add'l Stats |
|-----|-------------------------------------|------------|-------------|
| 1. | 447 Patrick Ramsey vs. Army | 9/18/99 | 34-49, 4 TD |
| 2. | 442 Patrick Ramsey vs. Navy | 11/10/01 | 36-49, 3 TD |
| 3. | 417 Lester Ricard vs. UAB | 10/23/04 | 36-49, 6 TD |
| 4. | 409 Lester Ricard vs. Army | 10/28/2006 | 3343, 3 TD |
| 404 | Patrick Ramsey vs. SMU | 9/11/99 | 32-49, 3 TD |
| 6. | 403 Patrick Ramsey vs. UL-Lafayette | 10/7/00 | 31-46, 2 TD |
| 7. | 396 Patrick Ramsey vs. UL-Lafayette | 10/16/99 | 37-52, 5 TD |
| 8. | 394 Lester Ricard vs. SMU | 10/28/06 | 29-48, 3 TD |
| 9. | 388 Terrence Jones vs. TCU | 9/13/86 | 26-38, 3 TD |
| 10. | 385 Shaun King vs. SW Louisiana | 10/31/98 | 21-39, 3 TD |



Lester Ricard set a Tulane record with six touchdown passes against UAB on Oct. 23, 2004, at Tad Gormley Stadium.

Touchdowns


| No | Player vs. Opponent | Date | Add'l Stats |
|----|---------------------------------|----------|----------------|
| 1. | 6 Lester Ricard vs. UAB | 10/23/04 | 36-49, 417 yds |
| 2. | 5 J.P. Losman vs. Army | 9/20/03 | 26-34, 350 yds |
| 5 | J.P. Losman vs. Navy | 10/26/02 | 25-35, 329 yds |
| 5 | Patrick Ramsey vs. Navy | 11/11/00 | 26-40, 380 yds |
| 5 | Patrick Ramsey vs. UL-Lafayette | 10/16/99 | N/A |
| 5 | Shaun King vs. Houston | 11/21/98 | 26-33, 319 yds |
| 5 | Deron Smith vs. Memphis | 11/4/89 | 21-33, 305 yds |
| 5 | Nickie Hall vs. Rice | 9/20/80 | N/A |
| 5 | Fred Dempsey vs. La. College | 11/22/52 | N/A |

300-YARD PASSING GAMES

| No | Player vs. Opponent | Date | Add'l Stats |
|-----|---------------------------------------|----------|-------------|
| 1. | 447 Patrick Ramsey vs. Army | 9/18/99 | 34-49, 4 TD |
| 2. | 442 Patrick Ramsey vs. Navy | 11/10/01 | 36-49, 3 TD |
| 3. | 417 Lester Ricard vs. UAB | 10/23/04 | 36-49, 6 TD |
| 4. | 409 Lester Ricard vs. Army | 10/28/06 | 33-43, 3 TD |
| 5. | 404 Patrick Ramsey vs. SMU | 9/11/99 | 32-49, 3 TD |
| 6. | 403 Patrick Ramsey vs. UL-Lafayette | 10/7/00 | 31-46, 2 TD |
| 7. | 396 Patrick Ramsey vs. UL-Lafayette | 10/16/99 | 37-52, 5 TD |
| 8. | 394 Lester Ricard vs. SMU | 9/30/06 | 29-48, 3 TD |
| 9. | 388 Terrence Jones vs. TCU | 9/13/86 | 26-38, 3 TD |
| 10. | 385 Shaun King vs. SW Louisiana | 10/31/98 | 21-39, 3 TD |
| 11. | 384 J.P. Losman vs. Army | 10/27/01 | 25-39, 3 TD |
| 12. | 380 Patrick Ramsey vs. Navy | 11/11/00 | 26-40, 5 TD |
| 13. | 376 Lester Ricard vs. UTEP | 10/14/05 | 29-52, 3 TD |
| 14. | 373 Roch Hontas vs. SMU | 10/24/77 | 33-42, 1 TD |
| 15. | 372 Shaun King vs. Rutgers | 11/11/95 | 23-47, 2 TD |
| 16. | 370 Deron Smith vs. Vanderbilt | 11/18/89 | 22-38, 2 TD |
| 17. | 362 Terrence Jones vs. Virginia | 10/24/87 | 21-26, 3 TD |
| 18. | 360 Lester Ricard vs. UCF | 10/21/05 | 27-47, 3 TD |
| 360 | Patrick Ramsey vs. Memphis | 11/18/00 | 29-56, 3 TD |
| 360 | Patrick Ramsey vs. Houston | 11/6/99 | 26-55, 4 TD |
| 21. | 358 Terrence Jones vs. Ole Miss | 9/26/87 | 23-34, 3 TD |
| 22. | 355 Patrick Ramsey vs. TCU | 10/13/01 | 21-31, 4 TD |
| 23. | 353 J.P. Losman vs. Northwestern St. | 9/6/03 | 29-48, 4 TD |
| 24. | 352 Shaun King vs. SMU | 9/12/98 | 20-29, 2 TD |
| 25. | 350 J.P. Losman vs. Army | 9/20/03 | 26-34, 5 TD |
| 26. | 349 J.P. Losman vs. Mississippi State | 9/13/03 | 29-47, 4 TD |
| 27. | 347 Nickie Hall vs. SMU | 10/4/80 | 22-42, 3 TD |
| 347 | Patrick Ramsey vs. SMU | 9/23/00 | 34-50, 3 TD |
| 29. | 344 Lester Ricard vs. Rice | 10/7/06 | 21-40, 4 TD |
| 30. | 343 Patrick Ramsey vs. LSU | 9/1/01 | 25-47, 2 TD |
| 31. | 342 Patrick Ramsey vs. Syracuse | 10/2/99 | 26-53, 1 TD |
| 32. | 339 Patrick Ramsey vs. Ole Miss | 10/9/99 | 35-59, 1 TD |
| 33. | 335 Terrence Jones vs. SW Louisiana | 11/1/86 | 23-32, 2 TD |
| 34. | 332 Shaun King vs. Army | 11/14/98 | 23-31, 3 TD |
| 332 | Jerome Woods vs. East Carolina | 11/2/91 | 26-35, 3 TD |
| 36. | 330 Shaun King vs. La. Tech | 11/26/98 | 19-26, 3 TD |
| 37. | 329 J.P. Losman vs. Navy | 10/26/02 | 25-35, 5 TD |
| 329 | Shaun King vs. Syracuse | 9/20/97 | 21-46 |
| 39. | 325 Patrick Ramsey vs. UAB | 11/20/99 | 27-45, 2 TD |
| 40. | 324 Lester Ricard vs. SE Louisiana | 10/1/05 | 24-50, 2 TD |
| 41. | 323 Jon English vs. Vanderbilt | 10/2/83 | 24-39, 1 TD |
| 323 | Lester Ricard vs. Navy | 11/6/04 | 18-19, 4 TD |
| 43. | 320 Shaun King vs. Rutgers | 10/24/98 | 23-27, 4 TD |
| 320 | Ken Karcher vs. LSU | 11/30/85 | 27-44, 2 TD |
| 45. | 319 Shaun King vs. Houston | 11/21/98 | 26-33, 5 TD |
| 46. | 316 Terrence Jones vs. LSU | 11/21/87 | 27-40, 3 TD |
| 316 | Ken Karcher vs. Vanderbilt | 10/6/84 | 24-39, 1 T |
| 48. | 315 Craig Randall vs. Southern Miss | 11/6/93 | 22-30, 1 TD |
| 49. | 313 Deron Smith vs. Southern Miss | 10/7/89 | 25-46, 3 TD |
| 50. | 309 Patrick Ramsey vs. Houston | 11/4/00 | 19-33, 4 TD |
| 51. | 307 Deron Smith vs. Syracuse | 11/10/90 | 24-49, 3 TD |
| 52. | 305 Deron Smith vs. Memphis | 11/4/89 | 21-33, 5 TD |
| 53. | 303 J.P. Losman vs. TCU | 9/1/03 | 25-42, 2 TD |
| 54. | 301 Patrick Ramsey vs. Louisville | 10/28/00 | 34-54, 2 TD |
| 55. | 300 J.P. Losman vs. UL-Monroe | 10/5/02 | 21-35, 4 TD |

LONGEST PASS PLAYS

| | | | |
|-----|----|--|----------|
| 1. | 94 | Shaun King to JaJuan Dawson vs. SMU | 9/12/98 |
| 2. | 87 | Lester Ricard to Roydell Williams vs. Navy | 11/6/04 |
| | 87 | J.P. Losman to Chris Bush vs. East Carolina | 11/22/03 |
| 4. | 84 | Nickie Hall to Marcus Anderson vs. SMU | 10/4/80 |
| 5. | 80 | Patrick Ramsey to Kerwin Cook vs. Syracuse | 10/2/99 |
| | 80 | Craig Randall to Tony Jacobs vs. Southern Miss. | 11/6/93 |
| | 80 | Roch Hontas to Darrell Griffin vs. Memphis | 10/28/78 |
| 8. | 79 | Shaun King to JaJuan Dawson vs. Syracuse | 9/20/97 |
| 9. | 78 | J.P. Losman to Roydell Williams vs. UAB | 11/8/03 |
| | 78 | Shaun King to P.J. Franklin vs. Navy | 9/26/98 |
| | 78 | Shaun King to JaJuan Dawson vs. Rice | 9/13/97 |
| 12. | 77 | J.P. Losman to Roydell Williams vs. Texas | 9/27/03 |
| | 77 | Billy Duncan to Steve Ballard vs. LSU | 11/21/92 |
| | 77 | Deron Smith to Jerome McIntosh vs. Vanderbilt | 11/18/89 |
| 15. | 76 | Shawn Meadows to Wil Ursin vs. Boston College | 10/24/92 |
| | 76 | Terrence Jones to Marvin Allen vs. Virginia Tech. | 10/24/87 |
| | 76 | John Caruso to Willie Hof vs. Ole Miss | 10/15/55 |
| | 76 | Bill Bonar to George Kinek vs. Notre Dame | 10/15/49 |
| 19. | 74 | Lester Ricard to Bubba Terranova vs. SE Louisiana | 10/1/05 |
| | 74 | Patrick Ramsey to Mewelde Moore vs. Army | 10/21/00 |
| | 74 | David Abercrombie to Steve Barrios vs. N. Carolina | 10/17/70 |
| 21. | 72 | Terry Looney to Bill Kramer vs. West Virginia | 11/6/76 |
| 22. | 71 | Bobby Duhon to Lanis O'Steen vs. Miami (Fla.) | 10/2/65 |
| | 71 | Fred Wilcox to Gene Newton vs. Alabama | 11/10/56 |



Roch Hontas became the first Tulane quarterback to lead the team in passing in four consecutive seasons, accomplishing the feat from 1976-79. Following a stellar collegiate career, Hontas turned down the NFL in order to attend medical school at Tulane.

YEAR-BY-YEAR LEADERS

| Year | Player | Att. | Comp. | Pct. | Int | TD | Yards |
|------|-------------------|------|-------|------|-----|----|-------|
| 1939 | Bobby Kellogg | 21 | — | — | — | 0 | 75 |
| 1940 | Jim Ely | 19 | 12 | .632 | — | 0 | 138 |
| 1941 | Bobby Glass | 33 | 18 | .545 | — | 0 | 264 |
| 1942 | Lou Thomas | 55 | 32 | .582 | 5 | 6 | 479 |
| 1943 | Dub Jones | 40 | 13 | .325 | 2 | 2 | 253 |
| 1944 | Bennie Ellender | — | 9 | — | — | 1 | 163 |
| 1945 | Ernest Crouch | 78 | 31 | .397 | 14 | 3 | 487 |
| 1946 | Jim Keeton | 51 | 21 | .412 | 6 | 3 | 282 |
| 1947 | Bennie Ellender | 62 | 29 | .468 | 6 | 2 | 286 |
| 1948 | Joe Ernst | 123 | 57 | .463 | 6 | 6 | 809 |
| 1949 | Joe Ernst | 88 | 49 | .557 | 7 | 3 | 575 |
| 1950 | Joe Ernst | 128 | 69 | .539 | 10 | 8 | 990 |
| 1951 | Fred Dempsey | 101 | 48 | .475 | 8 | 2 | 575 |
| 1952 | Peter Clement | 129 | 59 | .457 | 15 | 6 | 664 |
| 1953 | Peter Clement | 93 | 46 | .495 | 13 | 4 | 472 |
| 1954 | Fred Wilcox | 41 | 19 | .463 | 6 | 1 | 193 |
| 1955 | Gene Newton | 49 | 21 | .429 | 5 | 4 | 312 |
| 1956 | Gene Newton | 48 | 21 | .438 | 5 | 6 | 280 |
| 1957 | Carleton Sweeney | 48 | 22 | .458 | 8 | 1 | 306 |
| 1958 | Richie Petitbon | 125 | 66 | .528 | 11 | 3 | 728 |
| 1959 | Phil Nugent | 102 | 41 | .402 | 7 | 4 | 411 |
| 1960 | Phil Nugent | 139 | 67 | .482 | 12 | 5 | 880 |
| 1961 | Jack Domingue | 97 | 41 | .423 | 4 | 1 | 338 |
| 1962 | Ted Miller | 103 | 54 | .524 | 5 | 4 | 548 |
| 1963 | Al Burquieres | 147 | 58 | .395 | 10 | 2 | 664 |
| 1964 | David East | 192 | 85 | .443 | 12 | 2 | 846 |
| 1965 | Bobby Duhon | 151 | 64 | .424 | 12 | 5 | 807 |
| 1966 | Bobby Duhon | 126 | 56 | .444 | 12 | 2 | 577 |
| 1967 | Bobby Duhon | 144 | 67 | .465 | 11 | 6 | 753 |
| 1968 | Wayne Francingues | 162 | 66 | .407 | 11 | 4 | 938 |
| 1969 | Rusty Lachaussee | 199 | 90 | .452 | 19 | 5 | 1291 |
| 1970 | Mike Walker | 133 | 56 | .421 | 9 | 3 | 1038 |
| 1971 | Mike Walker | 162 | 64 | .395 | 15 | 5 | 995 |
| 1972 | Steve Foley | 147 | 74 | .503 | 5 | 5 | 914 |
| 1973 | Steve Foley | 112 | 58 | .475 | 6 | 7 | 824 |
| 1974 | Terry Looney | 128 | 57 | .445 | 11 | 5 | 829 |
| 1975 | Buddy Gilbert | 264 | 108 | .409 | 21 | 9 | 1559 |
| 1976 | Roch Hontas | 114 | 61 | .535 | 9 | 2 | 697 |
| 1977 | Roch Hontas | 186 | 118 | .634 | 8 | 5 | 1277 |
| 1978 | Roch Hontas | 190 | 108 | .568 | 10 | 11 | 1350 |
| 1979 | Roch Hontas | 367 | 215 | .586 | 14 | 21 | 2345 |
| 1980 | Nickie Hall | 322 | 159 | .494 | 17 | 21 | 2039 |
| 1981 | Mike McKay | 124 | 78 | .629 | 3 | 10 | 927 |
| 1982 | Mike McKay | 260 | 152 | .585 | 14 | 10 | 1903 |
| 1983 | Jon English | 184 | 97 | .527 | 13 | 6 | 1258 |
| 1984 | Ken Karcher | 230 | 112 | .487 | 12 | 8 | 1341 |
| 1985 | Ken Karcher | 306 | 175 | .572 | 8 | 9 | 1991 |
| 1986 | Terrence Jones | 284 | 159 | .560 | 7 | 10 | 2124 |
| 1987 | Terrence Jones | 319 | 192 | .602 | 13 | 20 | 2551 |
| 1988 | Terrence Jones | 329 | 162 | .492 | 18 | 15 | 2305 |
| 1989 | Deron Smith | 423 | 237 | .560 | 16 | 18 | 2613 |
| 1990 | Deron Smith | 361 | 193 | .535 | 15 | 19 | 2282 |
| 1991 | Jerome Woods | 192 | 115 | .599 | 4 | 8 | 1238 |
| 1992 | Shawn Meadows | 146 | 66 | .452 | 13 | 2 | 752 |
| 1993 | Craig Randall | 305 | 151 | .495 | 14 | 8 | 1565 |
| 1994 | Tracey Watts | 204 | 91 | .446 | 12 | 4 | 916 |
| 1995 | Shaun King | 199 | 92 | .462 | 7 | 2 | 1046 |
| 1996 | Shaun King | 273 | 132 | .484 | 7 | 8 | 1574 |
| 1997 | Shaun King | 363 | 199 | .548 | 14 | 24 | 2567 |
| 1998 | Shaun King | 328 | 223 | .680 | 6 | 36 | 3232 |
| 1999 | Patrick Ramsey | 513 | 310 | .604 | 24 | 25 | 3410 |
| 2000 | Patrick Ramsey | 389 | 229 | .589 | 14 | 24 | 2833 |
| 2001 | Patrick Ramsey | 448 | 256 | .571 | 13 | 22 | 2935 |
| 2002 | J.P. Losman | 401 | 230 | .574 | 10 | 19 | 2468 |
| 2003 | J.P. Losman | 422 | 251 | .595 | 14 | 33 | 3077 |
| 2004 | Lester Ricard | 231 | 143 | .619 | 9 | 21 | 1881 |
| 2005 | Lester Ricard | 323 | 166 | .514 | 12 | 16 | 1932 |
| 2006 | Lester Ricard | 400 | 229 | .572 | 10 | 18 | 2795 |
| 2007 | Anthony Scelfo | 205 | 111 | .541 | 7 | 6 | 1396 |
| 2008 | Kevin Moore | 334 | 187 | .560 | 13 | 10 | 2194 |

TEAM RECORDS

Most Punts

| | | | |
|--------|-----|------------------|----------|
| Game | 21 | vs. Georgia Tech | 10/21/33 |
| Season | 100 | (11 games) | 1931 |

Fewest Punts

| | | | |
|------|---|--------------------|----------|
| Game | 0 | vs. Louisiana Tech | 11/26/98 |
|------|---|--------------------|----------|

Highest Yard-Per-Punt Average

| | | | |
|--------|------|-------------------------------------|----------|
| Game* | 54.6 | vs. East Carolina (5 for 273 yards) | 11/22/03 |
| Season | 46.2 | 43-for 1940 yards | 1997 |

*minimum five punts

INDIVIDUAL RECORDS

Most Punts

| | | | |
|--------|-----|--------------------------------------|----------|
| Game | 20 | Bucky Bryan vs. Ga. Tech (654 yards) | 10/21/33 |
| Season | 75 | Chip Clark (3,003 yards) | 1993 |
| Career | 249 | Chip Clark (9,917 yards) | 1990-93 |

Most Punt Yards

| | | | |
|--------|------|-------------------------------------|----------|
| Game | 654 | Bucky Bryan vs. Ga. Tech (10 punts) | 10/21/33 |
| Season | 3090 | Seth Marler (72 punts) | 2002 |
| Career | 9917 | Chip Clark (249 punts) | 1990-93 |

Highest Yard-Per-Punt Average

| | | | |
|-----------|------|---|-----------|
| Game* | 54.6 | Chris Beckman vs. East Carolina (5-273) | 11/22/03 |
| Season** | 46.2 | Brad Hill (42-1940) | 1997 |
| Career*** | 43.8 | Casey Roussel (178-7802) | 1997-2001 |

*minimum five punts **minimum 35 punts ***minimum 100 punts

Longest Punt

| | | | |
|------|----|----------------------|---------|
| Game | 87 | O.J. Key vs. Florida | 10/5/46 |
|------|----|----------------------|---------|

TEAM SEASON HIGHS

Punts

| | | |
|----|-------------|------------|
| 1. | 100 in 1931 | (11 games) |
| 2. | 78 in 1971 | (11 games) |
| 3. | 77 in 1993 | (12 games) |
| 4. | 76 in 1961 | (10 games) |
| 5. | 75 in 2007 | (12 games) |
| | 74 in 1975 | (11 games) |
| 7. | 73 in 1963 | (10 games) |
| 8. | 72 in 2002 | (13 games) |
| | 72 in 1985 | (11 games) |
| | 72 in 1995 | (11 games) |

Punting Average

| | | |
|-----|---------------|------------|
| 1. | 46.19 in 1997 | (11 games) |
| 2. | 44.22 in 2000 | (11 games) |
| 3. | 43.32 in 1969 | (10 games) |
| 4. | 43.25 in 2008 | (12 games) |
| 5. | 43.19 in 2001 | (12 games) |
| 6. | 43.11 in 2003 | (12 games) |
| 7. | 42.79 in 1972 | (11 games) |
| 8. | 42.10 in 1999 | (11 games) |
| 9. | 41.97 in 2002 | (13 games) |
| 10. | 41.31 in 2006 | (12 games) |

LONGEST PUNTS

| | | | |
|----|----|---------------------------------|------------|
| 1. | 87 | O.J. Key vs. Florida | 10/5/46 |
| 2. | 83 | Casey Roussel vs. East Carolina | 10/23/99 |
| 3. | 77 | Eddie Dunn vs. Vanderbilt | 11/15/58 |
| | 77 | Lou Thomas vs. Georgia | 10/17/42 |
| 5. | 75 | Frank Wills vs. Southern Miss | 10/13/79 |
| 6. | 73 | Chris Beckman vs. East Carolina | 11/22/03 |
| | 73 | Max McGee vs. Baylor | 10/6/51 |
| 7. | 72 | Ronny Quillian vs. Alabama | 11/5/55 |
| | 72 | Casey Roussel vs. Southern Miss | 10/14/2000 |
| 8. | 71 | Ross Thevenot vs. SMU | 9/25/2008 |

CAREER LEADERS

Punts


| | Player | Seasons | Yards | Avg | No |
|-----|----------------|---------|-------|------|-----|
| 1. | Chip Clark | 1990-93 | 9917 | 39.8 | 249 |
| 2. | Chris Beckman | 2003-06 | 9421 | 42.4 | 222 |
| 3. | David East | 1963-65 | 7663 | 38.1 | 201 |
| 4. | Ken Sanders | 1968-70 | 8160 | 41.0 | 199 |
| 5. | Howard McNeill | 1973-75 | 7243 | 38.5 | 188 |
| 6. | Frank Wills | 1977-79 | 7152 | 38.9 | 184 |
| 7. | Casey Roussel | 1997-01 | 7802 | 43.8 | 178 |
| 8. | Vince Manalla | 1980-82 | 6692 | 39.4 | 170 |
| 9. | Brad Hill | 1994-98 | 6642 | 41.5 | 160 |
| 10. | Max McGee | 1951-53 | 5190 | 36.6 | 142 |

Punting Yards

| | Player | Seasons | No | Avg | Yards |
|-----|----------------|---------|-----|------|-------|
| 1. | Chip Clark | 1990-93 | 249 | 39.8 | 9917 |
| 2. | Chris Beckman | 2003-06 | 222 | 42.4 | 9421 |
| 3. | Ken Sanders | 1968-70 | 199 | 41.0 | 8160 |
| 4. | Casey Roussel | 1997-01 | 178 | 43.8 | 7802 |
| 5. | David East | 1963-65 | 201 | 38.1 | 7663 |
| 6. | Howard McNeill | 1973-75 | 188 | 38.5 | 7243 |
| 7. | Frank Wills | 1977-79 | 184 | 38.9 | 7152 |
| 8. | Vince Manalla | 1980-82 | 170 | 39.4 | 6692 |
| 9. | Brad Hill | 1994-98 | 160 | 41.5 | 6642 |
| 10. | Max McGee | 1951-53 | 142 | 36.6 | 5190 |

Punting Average (Minimum 100 Punts)

| | Player | Seasons | No | Yards | Avg |
|-----|----------------|---------|-----|-------|-------|
| 1. | Casey Roussel | 1997-01 | 178 | 7802 | 43.19 |
| 2. | Chris Beckman | 2003-06 | 222 | 9421 | 42.44 |
| 3. | Brad Hill | 1994-98 | 160 | 6642 | 41.51 |
| 4. | Ken Sanders | 1968-70 | 199 | 8160 | 41.01 |
| 5. | Stan Nyhan | 1937-39 | 121 | 4905 | 40.54 |
| 6. | Chip Clark | 1990-93 | 249 | 9917 | 39.83 |
| 7. | Vince Manalla | 1980-82 | 170 | 6692 | 39.36 |
| 8. | Frank Wills | 1977-79 | 184 | 7152 | 38.87 |
| 9. | Howard McNeill | 1973-75 | 188 | 7243 | 38.53 |
| 10. | David East | 1963-65 | 201 | 7663 | 38.12 |



Brad Hill holds the single-season record in punting average after posting a 46.19 yard mark on 42 punts in 1997. Hill also ranks ninth in single-season punting yards (2,699) and 10th in total punts (67).



Casey Roussel holds the Tulane career records for punting average (43.19) and ranks third in punting yards (7,802) and sixth in punts (178).

SINGLE-SEASON LEADERS

Punts

| Player | Seasons | Yards | Avg | No. |
|-------------------|---------|-------|------|-----|
| 1. Chip Clark | 1993 | 3003 | 40.0 | 75 |
| 2. Seth Marler | 2002 | 3090 | 42.9 | 72 |
| Wayne Clements | 1985 | 2646 | 36.8 | 72 |
| 4. David East | 1963 | 2548 | 35.9 | 71 |
| 5. Howard McNeill | 1975 | 2851 | 40.7 | 70 |
| Randy Lee | 1972 | 2995 | 42.8 | 70 |
| Ken Sanders | 1970 | 2659 | 38.0 | 70 |
| 8. David East | 1965 | 2719 | 39.4 | 69 |
| 9. Max McGee | 1951 | 2394 | 35.2 | 68 |
| 10. Brad Hill | 1996 | 2699 | 40.3 | 67 |

Punting Yards

| Player | Seasons | No | Avg | Yards |
|-------------------|---------|----|------|-------|
| 1. Seth Marler | 2002 | 72 | 42.9 | 3090 |
| 2. Chip Clark | 1993 | 75 | 40.0 | 3003 |
| 3. Randy Lee | 1972 | 70 | 42.8 | 2995 |
| 4. Ken Sanders | 1969 | 66 | 43.3 | 2859 |
| 5. Howard McNeill | 1975 | 70 | 40.7 | 2851 |
| 6. Chris Beckman | 2003 | 65 | 43.5 | 2829 |
| 7. Casey Roussel | 2001 | 64 | 43.2 | 2764 |
| 8. David East | 1965 | 69 | 39.4 | 2719 |
| 9. Brad Hill | 1996 | 67 | 40.3 | 2699 |
| 10. Ken Sanders | 1970 | 70 | 38.0 | 2659 |

Punting Average (Minimum 35 Punts)

| Player | Seasons | No | Yards | Avg |
|------------------|---------|----|-------|-------|
| 1. Brad Hill | 1997 | 42 | 1940 | 46.19 |
| 2. Ross Thevenot | 2008 | 45 | 2061 | 45.80 |
| 3. Stan Nyhan | 1939 | 38 | 1692 | 44.53 |
| 4. Casey Roussel | 1999 | 55 | 2429 | 44.22 |
| 5. Casey Roussel | 2000 | 59 | 2609 | 44.20 |
| 6. Chris Beckman | 2003 | 65 | 2829 | 43.52 |
| 7. Ken Sanders | 1969 | 66 | 2859 | 43.32 |
| 8. Casey Roussel | 2001 | 64 | 2764 | 43.18 |
| 9. Seth Marler | 2002 | 72 | 3090 | 42.92 |
| 10. Randy Lee | 1972 | 70 | 2995 | 42.79 |

YEAR-BY-YEAR LEADERS

| Year | Player | No | Yards | Avg |
|------|-----------------|----|-------|------|
| 1937 | Stan Nyhan | 47 | 1790 | 38.1 |
| 1938 | Stan Nyhan | 36 | 1423 | 39.5 |
| 1939 | Stan Nyhan | 38 | 1692 | 44.5 |
| 1940 | Fred Cassibry | 37 | 1256 | 34.0 |
| 1941 | Bobby Glass | 31 | 1154 | 37.2 |
| 1942 | Joe Renfroe | 18 | 702 | 39.0 |
| 1943 | Joe Renfroe | 40 | 1473 | 36.8 |
| 1944 | Joe Renfroe | 18 | 673 | 37.4 |
| 1945 | Richard Hoot | 20 | 736 | 36.8 |
| 1946 | Leonard Finley | 33 | 1140 | 34.3 |
| 1947 | Leonard Finley | 65 | 2294 | 35.3 |
| 1948 | Euel Davis | 26 | 994 | 38.2 |
| Year | Player | No | Yards | Avg |
| 1949 | Euel Davis | 37 | 1454 | 39.3 |
| 1950 | Bill Bonar | 49 | 1853 | 37.8 |
| 1951 | Max McGee | 68 | 2394 | 35.2 |
| 1952 | Max McGee | 49 | 1840 | 37.6 |
| 1953 | Max McGee | 25 | 956 | 38.2 |
| 1954 | John Caruso | 33 | 1329 | 40.3 |
| 1955 | Ronny Quillian | 36 | 1410 | 39.2 |
| 1956 | Gene Newton | 34 | 1002 | 29.5 |
| 1957 | Gene Newton | 39 | 1213 | 31.1 |
| 1958 | Claude Mason | 25 | 851 | 34.0 |
| 1959 | Jim MaGee | 38 | 1374 | 36.2 |
| 1960 | Sammy Camp | 15 | 578 | 38.5 |
| 1961 | Ted Miller | 35 | 1389 | 39.7 |
| 1962 | Ted Miller | 51 | 1754 | 34.4 |
| 1963 | David East | 71 | 2548 | 35.9 |
| 1964 | David East | 61 | 2396 | 39.3 |
| 1965 | David East | 69 | 2719 | 39.4 |
| 1966 | Lloyd Pye | 38 | 1461 | 38.4 |
| 1967 | Lloyd Pye | 44 | 1743 | 39.6 |
| 1968 | Ken Sanders | 63 | 2642 | 41.9 |
| 1969 | Ken Sanders | 66 | 2859 | 43.3 |
| 1970 | Ken Sanders | 70 | 2659 | 38.0 |
| 1971 | David Hebert | 63 | 2516 | 39.9 |
| 1972 | Randy Lee | 70 | 2995 | 42.8 |
| 1973 | Howard McNeill | 59 | 2176 | 36.9 |
| 1974 | Howard McNeill | 59 | 2216 | 37.6 |
| 1975 | Howard McNeill | 70 | 2851 | 40.7 |
| 1976 | Jeff Carnes | 25 | 1041 | 41.6 |
| 1977 | Frank Wills | 60 | 2314 | 38.9 |
| 1978 | Frank Wills | 65 | 2526 | 38.9 |
| 1979 | Frank Wills | 59 | 2312 | 39.1 |
| 1980 | Vince Manalla | 66 | 2492 | 37.8 |
| 1981 | Vince Manalla | 55 | 2137 | 38.9 |
| 1982 | Vince Manalla | 49 | 2063 | 42.1 |
| 1983 | Jim Burkey | 58 | 2311 | 39.8 |
| 1984 | Sam Amarena | 54 | 2147 | 39.8 |
| 1985 | Wayne Clements | 72 | 2646 | 37.0 |
| 1986 | Chris Scott | 53 | 1933 | 36.5 |
| 1987 | Deron Smith | 42 | 1613 | 38.4 |
| 1988 | Micah Neuse | 57 | 2195 | 38.5 |
| 1989 | Deron Smith | 57 | 2167 | 38.0 |
| 1990 | Chip Clark | 52 | 1981 | 38.1 |
| 1991 | Chip Clark | 59 | 2360 | 40.0 |
| 1992 | Chip Clark | 63 | 2573 | 40.8 |
| 1993 | Chip Clark | 75 | 3003 | 40.0 |
| 1994 | Danny Lasseigne | 58 | 2133 | 36.8 |
| 1995 | Danny Lasseigne | 54 | 1918 | 35.5 |
| 1996 | Brad Hill | 67 | 2699 | 40.3 |
| 1997 | Brad Hill | 42 | 1940 | 46.2 |
| 1998 | Brad Hill | 34 | 1367 | 40.2 |
| 1999 | Casey Roussel | 55 | 2429 | 44.2 |
| 2000 | Casey Roussel | 59 | 2609 | 44.2 |
| 2001 | Casey Roussel | 64 | 2764 | 43.2 |
| 2002 | Seth Marler | 72 | 3090 | 42.9 |
| 2003 | Chris Beckman | 65 | 2829 | 43.5 |
| 2004 | Chris Beckman | 52 | 2219 | 42.7 |
| 2005 | Chris Beckman | 53 | 2166 | 40.9 |
| 2006 | Chris Beckman | 52 | 2207 | 42.4 |
| 2007 | Ross Thevenot | 44 | 1713 | 38.9 |
| 2008 | Ross Thevenot | 45 | 2061 | 45.8 |



Receiving

INDIVIDUAL RECORDS

Receptions

| | | | |
|--------|-----|-----------------------|---------|
| Game | 16 | JaJuan Dawson vs. SMU | 9/11/99 |
| Season | 96 | JaJuan Dawson | 1999 |
| Career | 236 | Marc Zeno | 1984-87 |

Receptions Records By Class

| | | | |
|-----------|----|-----------------|------|
| Freshman | 38 | Larry Route | 1983 |
| Sophomore | 73 | Marc Zeno | 1985 |
| Junior | 79 | Adrian Burnette | 1999 |
| Senior | 96 | JaJuan Dawson | 1999 |

Receptions Per Game

| | | | |
|--------|-----|---------------------------------|---------|
| Season | 9.6 | JaJuan Dawson (96 in 10 games) | 1999 |
| Career | 5.7 | JaJuan Dawson (234 in 41 games) | 1984-99 |

Receiving Yards

| | | | |
|--------|------|--------------------------------|----------|
| Game | 271 | Jerome McIntosh vs. Vanderbilt | 11/28/89 |
| Season | 1206 | Marc Zeno | 1987 |
| Career | 3725 | Marc Zeno | 1984-87 |

Highest Yard-Per-Catch Average

| | | | |
|-----------|------|------------------------------------|---------|
| Game* | 29.1 | JaJuan Dawson vs. Syracuse (7-204) | 9/20/97 |
| Season** | 25.3 | Steve Barrios (20-505) | 1970 |
| Season*** | 17.8 | Robert Griffin (45-801) | 1980 |
| Career^ | 20.0 | Steve Barrios (60-1197) | 1969-71 |
| Career^^ | 16.7 | Jerome McIntosh (126-2109) | 1986-89 |

*minimum five catches **minimum 20 catches ***minimum 40 catches
^minimum 50 catches ^^minimum 100 catches

Touchdown Receptions

| | | | |
|--------|----|-------------------------|---------|
| Game | 4 | Robert Griffin vs. Rice | 9/20/80 |
| Season | 14 | Adrian Burnette | 2000 |
| Career | 35 | Roydell Williams | 2000-04 |

100-Yard Games

| | | | |
|--------|----|-----------|---------|
| Season | 7 | Marc Zeno | 1987 |
| Career | 17 | Marc Zeno | 1984-87 |

Consecutive 100-Yard Games

| | | | |
|--------|---|-------------------|------|
| Season | 5 | JaJuan Dawson | 1999 |
| | 3 | Roydell Williams | 2004 |
| | 3 | Adrian Burnette | 1999 |
| | 3 | JaJuan Dawson | 1998 |
| | 3 | P.J. Franklin | 1998 |
| | 3 | JaJuan Dawson | 1997 |
| | 3 | Marc Zeno (twice) | 1987 |
| | 3 | Marc Zeno | 1986 |
| | 3 | Marc Zeno | 1985 |
| | 3 | Robert Griffin | 1980 |

Receptions By A Running Back

| | | | |
|--------|-----|---------------|---------|
| Season | 65 | Mewelde Moore | 2001 |
| Career | 189 | Mewelde Moore | 2000-03 |

Receptions By A Tight End

| | | | |
|--------|-----|---------------|---------|
| Season | 47 | Rodney Holman | 1979 |
| Career | 135 | Rodney Holman | 1978-81 |

Consecutive Receptions For TDs

| | | | |
|--------|---|------------------|------|
| Season | 4 | Marty Comer | 1942 |
| | 3 | Roydell Williams | 2001 |
| | 3 | Chris Bush | 2003 |

CAREER LEADERS

Receptions

| Player | Seasons | Yards | Avg | No |
|----------------------|------------|-------|-------|-----|
| 1. Marc Zeno | 1984-87 | 3725 | 15.78 | 236 |
| 2. JaJuan Dawson | 1996-99 | 3048 | 13.03 | 234 |
| 3. Roydell Williams | 2000-04 | 3207 | 14.92 | 215 |
| 4. Mewelde Moore | 2000-03 | 2059 | 10.89 | 189 |
| 5. Wil Ursin | 1990-93 | 2466 | 13.12 | 188 |
| 6. Adrian Burnette | 1997-00 | 2459 | 14.46 | 170 |
| 7. Terrell Harris | 1998-01 | 1631 | 9.83 | 166 |
| 8. P.J. Franklin | 1995-98 | 2260 | 14.30 | 158 |
| 9. Rodney Holman | 1978-81 | 1512 | 11.20 | 135 |
| 10. Jerome McIntosh | 1986-89 | 2109 | 16.74 | 126 |
| Robert Griffin | 1980-83 | 1945 | 15.44 | 126 |
| 12. Derrick Franklin | 1993-96 | 1534 | 12.47 | 123 |
| Larry Route | 1983-86 | 1366 | 11.11 | 123 |
| 14. Alton Alexis | 1976-79 | 1549 | 12.70 | 122 |
| 15. Damarcus Davis | 2002,04-06 | 1374 | 11.8 | 116 |

Receiving Yards

| Player | Seasons | No | Avg | Yards |
|----------------------|---------|-----|-------|-------|
| 1. Marc Zeno | 1984-87 | 236 | 15.78 | 3725 |
| 2. Roydell Williams | 2000-04 | 215 | 14.92 | 3207 |
| 3. JaJuan Dawson | 1996-99 | 234 | 13.03 | 3048 |
| 4. Wil Ursin | 1990-93 | 188 | 13.12 | 2466 |
| 5. Adrian Burnette | 1997-00 | 170 | 14.46 | 2459 |
| 6. P.J. Franklin | 1995-98 | 158 | 14.30 | 2260 |
| 7. Jerome McIntosh | 1986-89 | 126 | 16.74 | 2109 |
| 8. Mewelde Moore | 2000-03 | 189 | 10.89 | 2059 |
| 9. Robert Griffin | 1980-83 | 126 | 15.44 | 1945 |
| 10. Jeremy Williams | 2006- | 113 | 15.00 | 1694 |
| 11. Terrell Harris | 1998-01 | 166 | 9.83 | 1631 |
| 12. Alton Alexis | 1976-79 | 122 | 12.70 | 1549 |
| 13. Chris Bush | 2001-04 | 93 | 16.59 | 1543 |
| 14. Derrick Franklin | 1993-96 | 123 | 12.47 | 1534 |
| 15. Kerwin Cook | 1997-00 | 111 | 13.81 | 1533 |

Touchdown Receptions

| Player | Seasons | No | Yards | Avg |
|---------------------|--------------|-----|-------|-----|
| 1. Roydell Williams | 2000-04 | 215 | 3207 | 35 |
| 2. JaJuan Dawson | 1996-99 | 234 | 3048 | 31 |
| 3. Marc Zeno | 1984-87 | 236 | 3725 | 25 |
| 4. Adrian Burnette | 1997-00 | 170 | 2459 | 24 |
| Jerome McIntosh | 1986-89 | 126 | 2109 | 23 |
| 6. P.J. Franklin | 1995-98 | 158 | 2260 | 21 |
| 7. Wil Ursin | 1990-93 | 188 | 2466 | 17 |
| 8. Chris Bush | 2001-04 | 93 | 1543 | 16 |
| 9. Mewelde Moore | 2000-03 | 189 | 2059 | 15 |
| 10. Kerwin Cook | 1997-00 | 111 | 1533 | 14 |
| Larry Route | 1983-86 | 123 | 1366 | 14 |
| 12. Jeremy Williams | 2006-Present | 113 | 1694 | 12 |
| 13. Tristan Smith | 2001-03 | 102 | 887 | 11 |
| Jeff Liggon | 1993-96 | 87 | 1009 | 11 |
| Robert Griffin | 1980-83 | 126 | 1945 | 11 |



Roydell Williams completed his career as Tulane and Conference USA's all-time touchdown reception leader with 35 scoring grabs. He also ranks third in Tulane history in career receptions and 100-yard receiving games.



All-American Marc Zeno completed his Tulane career as the NCAA's all-time leader in receiving yardage with 3,725. He also set Green Wave career marks with 236 catches, 17 100-yard games and 25 touchdown grabs (since broken).

Yards Per Reception (Minimum 50 Receptions)

| Player | Seasons | Yards | Avg | No |
|---------------------|---------|-------|------|-------|
| 1. Steve Barrios | 1969-71 | 60 | 1197 | 19.95 |
| 2. Jaime Garza | 1973-75 | 72 | 1257 | 17.46 |
| 3. Jerome McIntosh | 1986-89 | 126 | 2109 | 16.74 |
| 4. Chris Bush | 2001-04 | 93 | 1543 | 16.59 |
| 5. Marc Zeno | 1984-87 | 236 | 3725 | 15.78 |
| 6. Robert Griffin | 1980-83 | 126 | 1945 | 15.44 |
| 7. Roydell Williams | 2000-04 | 215 | 3207 | 14.92 |
| 8. W.C. McElhannon | 1951-52 | 60 | 871 | 14.52 |
| 9. Adrian Burnette | 1997-00 | 170 | 2459 | 14.46 |
| 10. P.J. Franklin | 1995-98 | 158 | 2260 | 14.30 |

100-Yard Receiving Games

| Player | Seasons | No | Avg | Yards | 100s |
|---------------------|------------|----|------|-------|------|
| 1. Marc Zeno | 1984-87 | 44 | 236 | 3725 | 17 |
| 2. JaJuan Dawson | 1996-99 | 41 | 234 | 3048 | 14 |
| 3. Roydell Williams | 2000-04 | 48 | 215 | 3207 | 12 |
| Adrian Burnette | 1997-00 | 44 | 170 | 2459 | 12 |
| 5. P.J. Franklin | 1995-98 | 44 | 158 | 2260 | 8 |
| 6. Wil Ursin | 1990-93 | 43 | 188 | 2466 | 7 |
| 7. Robert Griffin | 1980-83 | 32 | 126 | 1945 | 6 |
| 8. Jeremy Williams | 2006- | 28 | 113 | 1694 | 5 |
| Jerome McIntosh | 1986-89 | 31 | 126 | 2109 | 5 |
| 10. Chris Bush | 2001-04 | 45 | 93 | 1543 | 4 |
| Mewelde Moore | 2000-03 | 44 | 189 | 2059 | 4 |
| Terrell Harris | 1998-01 | 42 | 166 | 1631 | 4 |
| 13. Kerwin Cook | 1997-98 | 36 | 111 | 1533 | 3 |
| Michael Pierce | 1987-89 | 40 | 120 | 1373 | 3 |
| Wayne Smith | 1981-83 | 33 | 79 | 1466 | 3 |
| 16. Preston Brown | 2003-06 | 44 | 91 | 1187 | 2 |
| Damarcus Davis | 2002,04-06 | 44 | 116 | 1374 | 2 |
| Steve Ballard | 1990-92 | 39 | 83 | 1082 | 2 |
| Melvin Ferdinand | 1988-90 | 33 | 75 | 968 | 2 |
| Maurice Nelson | 1985-88 | 28 | 56 | 1039 | 2 |
| Steve Barrios | 1969-71 | 60 | 1197 | 1197 | 2 |

One Career 100-Yard Receiving Game

(in alphabetical order)

Alton Alexis (1976-79); Reggie Butts (1979-82); Skip Charles (1976-77); Carl Davis (2001-04); Derrick Franklin (1993-96); Jaime Garza (1972-75); Darrel Griffin (1976-79); Rodney Holman (1978-81); Tony Jacobs (1993-94); Kerwin Jones (1999); Brian King (2005-08); Maxie LeBlanc (1969-71); Claude Mason (1956-58); Mike Paulson (1969-71); Sonny Pizarich (1968-69); Casey Robotom (2007-); Larry Route (1983-86); Joe Shinn (1950); James Toney (1987-89); Jim Trahan (1966-68); Jerry Ursin (1988-92); Jeff Wenhold (1983-85).

SINGLE-SEASON LEADERS

Receptions

| Player | Year | Yards | Avg | No |
|----------------------|------|-------|-------|----|
| 1. JaJuan Dawson | 1999 | 1051 | 10.95 | 96 |
| 2. Adrian Burnette | 1999 | 1095 | 13.86 | 79 |
| 3. Marc Zeno | 1987 | 1206 | 15.66 | 77 |
| 4. P.J. Franklin | 1998 | 1174 | 15.86 | 74 |
| Adrian Burnette | 2000 | 1075 | 14.53 | 74 |
| 6. Marc Zeno | 1985 | 1137 | 15.58 | 73 |
| 7. Wil Ursin | 1991 | 969 | 13.84 | 70 |
| 8. JaJuan Dawson | 1998 | 947 | 13.93 | 68 |
| Marc Zeno | 1986 | 1033 | 15.19 | 68 |
| 10. Roydell Williams | 2003 | 1006 | 15.24 | 66 |

Receiving Yards

| Player | Year | No | Avg | Yards |
|---------------------|------|----|-------|-------|
| 1. Marc Zeno | 1987 | 77 | 15.66 | 1206 |
| 2. P.J. Franklin | 1998 | 74 | 15.86 | 1174 |
| 3. Marc Zeno | 1985 | 73 | 15.58 | 1137 |
| 4. Adrian Burnette | 1999 | 79 | 13.86 | 1095 |
| 5. Adrian Burnette | 2000 | 74 | 14.53 | 1075 |
| 6. Roydell Williams | 2003 | 66 | 15.24 | 1066 |
| 7. JaJuan Dawson | 1999 | 96 | 10.95 | 1051 |
| 8. Marc Zeno | 1986 | 68 | 15.19 | 1033 |
| 9. Wil Ursin | 1991 | 70 | 13.84 | 969 |
| 10. JaJuan Dawson | 1998 | 68 | 13.93 | 947 |

Touchdown Receptions

| Player | Year | No | Yards | Avg |
|---------------------|------|----|-------|-----|
| 1. Adrian Burnette | 2000 | 74 | 1075 | 14 |
| 2. Marc Zeno | 1987 | 77 | 1206 | 13 |
| 3. Roydell Williams | 2004 | 52 | 826 | 12 |
| JaJuan Dawson | 1998 | 68 | 947 | 12 |
| 5. P.J. Franklin | 1998 | 74 | 1174 | 11 |
| Roydell Williams | 2001 | 56 | 886 | 11 |
| 7. JaJuan Dawson | 1997 | 52 | 839 | 10 |
| Robert Griffin | 1980 | 45 | 801 | 10 |
| 9. Roydell Williams | 2003 | 66 | 1006 | 9 |
| Wil Ursin | 1991 | 70 | 969 | 9 |

Yards Per Receptions (Minimum 20 Receptions)

| Player | Year | No | Yards | Avg |
|---------------------|------|----|-------|-------|
| 1. Steve Barrios | 1970 | 20 | 505 | 25.25 |
| 2. Jaime Garza | 1975 | 27 | 539 | 19.96 |
| 3. Jaime Garza | 1974 | 24 | 457 | 19.04 |
| 4. Chris Bush | 2004 | 37 | 665 | 17.97 |
| 5. Robert Griffin | 1980 | 45 | 801 | 17.80 |
| 6. Chris Bush | 2003 | 33 | 581 | 17.61 |
| 7. Jerome McIntosh | 1988 | 52 | 908 | 17.46 |
| 8. Nolan Franz | 1981 | 35 | 611 | 17.46 |
| 9. Maxie LeBlanc | 1971 | 25 | 423 | 16.92 |
| 10. Jeremy Williams | 2007 | 46 | 773 | 16.80 |



Adrian Burnette led all NCAA Division I-A receivers with 14 touchdown catches in 2000. His scoring snares also set a Tulane single-season record, breaking the former mark of 13 by All-American Marc Zeno in 1987.



Receiving


YEAR-BY-YEAR LEADERS

| Year | Player | No | Yards | Avg | TD |
|------|------------------|----|-------|------|----|
| 1940 | Bill Brinkman | 6 | — | — | 1 |
| 1941 | Walter McDonald | 27 | 437 | 16.2 | 3 |
| 1942 | Walter McDonald | 10 | 155 | 15.5 | 1 |
| 1943 | Leonard Finley | 11 | 197 | 17.9 | 0 |
| 1944 | Jim Randall | 6 | 95 | 15.9 | 1 |
| 1945 | Richard Hoot | 11 | 195 | 17.7 | 3 |
| 1946 | Ed Heider | 16 | 193 | 12.1 | 4 |
| 1947 | Kenneth Tarzetti | 8 | 89 | 11.1 | 0 |
| 1948 | Dick Sheffield | 17 | 316 | 18.6 | 3 |
| 1949 | Dick Sheffield | 24 | 376 | 15.7 | 2 |
| 1950 | Joe Shinn | 24 | 358 | 14.9 | 1 |
| 1951 | W.C. McElhannon | 33 | 484 | 15.6 | 0 |
| 1952 | W.C. McElhannon | 27 | 387 | 14.3 | 3 |
| 1953 | Eddie Bravo | 14 | 137 | 9.8 | 2 |
| 1954 | Harry Duvigneaud | 11 | 103 | 9.3 | 1 |
| 1955 | Otis Gilmore | 9 | 124 | 13.8 | 2 |
| 1956 | Will Billon | 10 | 143 | 14.3 | 3 |
| 1957 | Claude Mason | 9 | 132 | 14.7 | 0 |
| 1958 | Pete Abadie | 21 | 266 | 12.7 | 2 |
| 1959 | Pete Abadie | 14 | 188 | 13.4 | 3 |
| 1960 | Tommy Mason | 28 | 376 | 13.4 | 5 |
| 1961 | Thomas Emerson | 11 | 116 | 10.5 | 0 |
| 1962 | Clem Dellenger | 39 | 375 | 9.6 | 1 |
| 1963 | Ron Chapoton | 14 | 130 | 9.3 | 0 |
| 1964 | Lanis O'Steen | 24 | 232 | 9.7 | 1 |
| 1965 | Jerry Colquette | 36 | 466 | 12.9 | 1 |
| 1966 | Lanis O'Steen | 21 | 240 | 11.4 | 2 |
| 1967 | Nick Pizzolatto | 22 | 282 | 12.8 | 2 |
| 1968 | Sonny Pizarich | 18 | 279 | 15.5 | 2 |
| 1969 | Steve Barrios | 23 | 353 | 15.3 | 1 |
| 1970 | Steve Barrios | 20 | 505 | 25.3 | 3 |
| 1971 | Maxie LeBlanc | 25 | 423 | 16.9 | 1 |
| 1972 | Frank Anderson | 17 | 186 | 10.9 | 1 |
| 1973 | Jaime Garza | 21 | 261 | 12.4 | 4 |
| 1974 | Jaime Garza | 24 | 457 | 19 | 4 |
| | Tom Fortner | 24 | 293 | 12.2 | 1 |
| 1975 | Jaime Garza | 27 | 539 | 20 | 3 |
| 1976 | Zack Mitchell | 18 | 212 | 11.7 | 1 |
| 1977 | Alton Alexis | 30 | 357 | 11.9 | 4 |
| 1978 | Alton Alexis | 28 | 384 | 13.7 | 4 |
| 1979 | Alton Alexis | 47 | 557 | 11.9 | 5 |
| | Rodney Holman | 47 | 478 | 10.1 | 5 |
| 1980 | Robert Griffin | 45 | 801 | 18.2 | 10 |
| 1981 | Nolan Franz | 35 | 611 | 17.5 | 3 |
| 1982 | Robert Griffin | 56 | 784 | 14 | 0 |
| 1983 | Larry Route | 38 | 421 | 11.1 | 2 |
| 1984 | Larry Route | 46 | 478 | 10.4 | 3 |
| 1985 | Marc Zeno | 73 | 1137 | 15.6 | 3 |
| 1986 | Marc Zeno | 68 | 1033 | 15.2 | 7 |
| 1987 | Marc Zeno | 77 | 1206 | 15.6 | 13 |
| 1988 | Jerome McIntosh | 52 | 908 | 17.5 | 7 |
| 1989 | Jerome McIntosh | 55 | 899 | 16.3 | 6 |
| 1990 | Melvin Ferdinand | 57 | 757 | 13.3 | 8 |
| 1991 | Wil Ursin | 70 | 969 | 13.6 | 9 |
| 1992 | Wil Ursin | 55 | 755 | 13.7 | 4 |
| 1993 | Wil Ursin | 50 | 565 | 11.3 | 3 |
| 1994 | Derrick Franklin | 45 | 450 | 10.0 | 2 |
| 1995 | Derrick Franklin | 29 | 462 | 15.9 | 1 |
| | Jeff Liggon | 29 | 330 | 11.4 | 0 |
| 1996 | Jeff Liggon | 26 | 348 | 13.4 | 2 |
| 1997 | P.J. Franklin | 58 | 703 | 12.1 | 8 |
| 1998 | P.J. Franklin | 74 | 1174 | 15.9 | 11 |
| 1999 | JaJuan Dawson | 96 | 1051 | 10.9 | 8 |
| 2000 | Adrian Burnette | 74 | 1075 | 14.5 | 14 |
| 2001 | Mewelde Moore | 65 | 756 | 11.6 | 7 |
| 2002 | Mewelde Moore | 52 | 545 | 10.5 | 3 |
| 2003 | Roydell Williams | 66 | 1006 | 15.2 | 9 |
| 2004 | Roydell Williams | 52 | 826 | 15.9 | 12 |
| 2005 | Preston Brown | 47 | 720 | 15.3 | 6 |
| 2006 | Damarcus Davis | 51 | 607 | 11.9 | 4 |
| 2007 | Jeremy Williams | 46 | 773 | 16.8 | 5 |
| 2008 | Brian King | 41 | 544 | 13.3 | 0 |

SINGLE-GAME RECORDS

Receptions

| No | Player vs. Opponent | Date | Add'l Stats |
|-----|---------------------------------------|----------|---------------|
| 1. | 16 JaJuan Dawson vs. SMU | 9/11/99 | 218 yds |
| 2. | 15 JaJuan Dawson vs. Mississippi | 10/9/99 | 146 yds, 1TD |
| | 15 Wil Ursin vs. East Carolina | 11/2/91 | 206 yds, 3 TD |
| 4. | 13 Marc Zeno vs. LSU | 11/30/85 | 208 yds, 1 TD |
| | 13 Roydell Williams vs. East Carolina | 9/8/01 | 154 yds, 2 TD |
| 6. | 12 P.J. Franklin vs. Rutgers | 10/24/98 | 159 yds, 2 TD |
| | 12 Adrian Burnette vs. Louisville | 10/28/00 | 122 yds, 1 TD |
| | 12 Marc Zeno vs. SW Louisiana | 11/14/87 | 238 yds, 2 TD |
| | 12 Marc Zeno vs. Mississippi | 9/28/85 | 140 yds, 1 TD |
| 10. | 11 Roydell Williams vs. UAB | 10/23/04 | 138 yds, 3 TD |
| | 11 JaJuan Dawson vs. UL Lafayette | 10/16/99 | 138 yds, 2 TD |
| | 11 Kerwin Jones vs. Houston | 11/6/99 | 143 yds, 2 TD |
| | 11 P.J. Franklin vs. Cincinnati | 9/5/98 | 172 yds, 2 TD |
| | 11 Adrian Burnette vs. UL-Lafayette | 10/7/00 | 191 yds, 1 TD |
| | 11 Wil Ursin vs. SW Louisiana | 10/9/93 | 133 yds, 1 TD |
| | 11 Jerome McIntosh vs. Vanderbilt | 11/18/89 | 271 yds, 1 TD |
| | 11 Robert Griffin vs. SMU | 10/4/80 | 183 yds, 2 TD |



JaJuan Dawson set a Tulane single-season record with 96 catches as a senior in 1999, including a single-game mark of 16 vs. SMU.

100-YARD GAMES

| No | Player vs. Opponent | Date | Add'l Stats |
|------|--|----------|--------------|
| 1. | 271 Jerome McIntosh vs. Vanderbilt | 11/18/89 | 11 rec, 1 TD |
| 2. | 238 Marc Zeno vs. SW Louisiana | 11/14/87 | 12 rec, 2 TD |
| 3. | 218 JaJuan Dawson vs. SMU | 9/11/99 | 16 rec |
| 4. | 208 Marc Zeno vs. LSU | 11/30/85 | 13 rec, 1 TD |
| 5. | 206 Wil Ursin vs. East Carolina | 11/2/91 | 15 rec, 3 TD |
| 6. | 204 JaJuan Dawson vs. Syracuse | 9/20/97 | 7 rec |
| 7. | 191 Marc Zeno vs. TCU | 9/13/86 | 10 rec, 1 TD |
| | 191 Adrian Burnette vs. UL Lafayette | 10/7/00 | 11 rec, 1 TD |
| 9. | 188 Jeremy Williams vs. UTEP | 11/10/07 | 8 rec, 2 TD |
| 10. | 183 Wayne Smith vs. Ole Miss | 9/10/83 | 7 rec, 1 TD |
| 11. | 178 JaJuan Dawson vs. SMU | 9/12/98 | 8 rec, 1 TD |
| 12. | 172 P.J. Franklin vs. Cincinnati | 9/5/98 | 11 rec, 2 TD |
| 13. | 171 Kerwin Cook vs. Louisiana Tech | 11/26/98 | 9 rec, 2 TD |
| 14. | 168 Mewelde Moore vs. Army | 10/27/01 | 9 rec, 2 TD |
| 15. | 166 Adrian Burnette vs. Houston | 11/6/99 | 10 rec, 1 TD |
| 16. | 165 Robert Griffin vs. Vanderbilt | 10/1/83 | 9 rec |
| 17. | 159 P.J. Franklin vs. Rutgers | 10/24/98 | 12 rec, 2 TD |
| 18. | 157 Jeremy Williams vs. East Carolina | 9/12/08 | 8 rec, 1 TD |
| 19. | 155 Jerome McIntosh vs. Florida State | 10/1/88 | 9 rec, 3 TD |
| 20. | 154 P.J. Franklin vs. Army | 11/14/98 | 9 rec, 1 TD |
| | 154 Roydell Williams vs. E. Carolina | 9/8/01 | 13 rec, 2 TD |
| 22. | 152 Joe Shinn vs. Navy | 11/11/50 | 10 rec |
| 23. | 151 Wil Ursin vs. Boston College | 10/24/92 | 7 rec, 1 TD |
| 24. | 148 Roydell Williams vs. Navy | 11/6/04 | 6 rec, 2 TD |
| 25. | 146 JaJuan Dawson vs. Ole Miss | 10/9/99 | 15 rec, 1 TD |
| | 146 Maurice Nelson vs. Louisville | 10/22/88 | 6 rec, 2 TD |
| | 146 Maxie LeBlanc vs. Pittsburgh | 10/18/69 | 4 rec, 2 TD |
| 28. | 144 Wayne Smith vs. Memphis | 10/8/83 | 6 rec |
| 29. | 143 Kerwin Jones vs. Houston | 11/13/99 | 11 rec, 2 TD |
| | 143 Jerome McIntosh vs. Miss. State | 11/19/88 | 4 rec, 1 TD |
| 31. | 142 JaJuan Dawson vs. Rice | 9/13/97 | 9 rec, 1 TD |
| 32. | 141 JaJuan Dawson vs. Louisville | 10/17/98 | 9 rec, 1 TD |
| | 141 Marc Zeno vs. Southern Miss | 11/23/85 | 9 rec |
| | 141 Reggie Butts vs. Georgia Tech | 10/9/82 | 8 rec, 2 TD |
| 35. | 140 Roydell Williams vs. East Carolina | 10/9/04 | 8 rec, 1 TD |
| | 140 James Toney vs. Memphis | 11/4/89 | 5 rec |
| | 140 Marc Zeno vs. Ole Miss | 9/28/85 | 12 rec, 1 TD |
| 38. | 139 Preston Brown vs. Auburn | 10/21/06 | 9 rec |
| 39. | 138 Roydell Williams vs. UAB | 10/23/04 | 11 rec, 3 TD |
| | 138 JaJuan Dawson vs. UL Lafayette | 10/16/99 | 11 rec, 2 TD |
| 41. | 136 Chris Bush vs. TCU | 11/27/04 | 6 rec, 2 TD |
| | 136 Adrian Burnette vs. UL Lafayette | 10/16/99 | 9 rec |
| | 136 Adrian Burnette vs. SMU | 9/11/99 | 9 rec, 3 TD |
| | 136 P.J. Franklin vs. Houston | 11/21/98 | 10 rec, 1 TD |
| | 136 P.J. Franklin vs. Navy | 9/26/98 | 6 rec, 2 TD |
| 46. | 135 Marc Zeno vs. Iowa State | 9/12/87 | 9 rec, 2 TD |
| | 135 Jaime Garza vs. Kentucky | 11/1/75 | 6 rec, 1 TD |
| 48. | 134 Michael Pierce vs. Kansas State | 9/17/88 | 7 rec, 2 TD |
| | 134 Roydell Williams vs. Navy | 11/10/01 | 5 rec, 3 TD |
| 50. | 133 Jeremy Williams vs. UAB | 10/13/07 | 6 rec, 1 TD |
| | 133 Wil Ursin vs. SW Louisiana | 10/9/93 | 11 rec, 1 TD |
| | 133 Terrell Harris vs. BYU | 8/25/01 | 9 rec |
| 53. | 130 JaJuan Dawson vs. Army | 10/4/97 | 4 rec, 3 TD |
| | 130 Skip Charles vs. SMU | 10/24/77 | 10 rec, 1 TD |
| | 130 Mewelde Moore vs. Navy | 11/10/01 | 9 rec |
| 56. | 129 Roydell Williams vs. Texas | 9/27/03 | 5 rec, 1 TD |
| | 129 Jerome McIntosh vs. Chattanooga | 9/3/88 | 7 rec, 2 TD |
| 58. | 128 Melvin Ferdinand vs. Miss. State | 10/20/90 | 9 rec, 1 TD |
| 59. | 127 JaJuan Dawson vs. Memphis | 11/7/98 | 10 rec, 2 TD |
| | 127 Wil Ursin vs. Navy | 11/7/92 | 9 rec |
| | 127 Melvin Ferdinand vs. Memphis | 10/6/90 | 8 rec, 1 TD |
| | 127 Wayne Smith vs. Baylor | 10/29/83 | 5 rec, 1 TD |
| 63. | 126 Damarcus Davis vs. Auburn | 10/21/06 | 8 rec, 1 TD |
| | 126 Derrick Franklin vs. Rutgers | 11/11/95 | 7 rec |
| | 126 Steve Ballard vs. LSU | 11/21/92 | 4 rec, 1 TD |
| | 126 Robert Griffin vs. Air Force | 10/18/80 | 6 rec, 1 TD |
| 67. | 125 JaJuan Dawson vs. Syracuse | 10/2/99 | 10 rec |
| | 125 JaJuan Dawson vs. Army | 9/18/99 | 10 rec, 1 TD |
| | 125 Marc Zeno vs. Miss. State | 10/18/86 | 7 rec, 2 TD |
| 70. | 124 Jeremy Williams vs. SMU | 9/25/08 | 6 rec, 2 TD |
| 71. | 123 Kerwin Cook vs. BYU (Liberty Bowl) | 12/31/98 | 4 rec, 1 TD |
| | 123 JaJuan Dawson vs. East Carolina | 10/18/97 | 6 rec, 2 TD |
| 73. | 122 Adrian Burnette vs. Louisville | 10/28/00 | 12 rec, 1 TD |
| | 122 Adrian Burnette vs. Memphis | 11/18/00 | 7 rec, 3 TD |
| | 122 JaJuan Dawson vs. Army | 11/14/98 | 8 rec, 2 TD |
| | 122 Marc Zeno vs. Miss. State | 11/7/87 | 6 rec |
| 77. | 121 Adrian Burnette vs. Army | 9/18/99 | 5 rec |
| | 121 Marc Zeno vs. Memphis | 10/17/87 | 6 rec, 1 TD |
| 79. | 120 Bubba Terranova | 10/1/05 | 4 rec, 1 TD |
| | 120 Marc Zeno vs. Virginia Tech | 10/24/87 | 8 rec, 1 TD |
| | 120 Larry Route vs. Florida State | 9/17/83 | 6 rec |
| 82. | 119 Roydell Williams vs. Louisville | 10/17/03 | 5 rec, 1 TD |
| | 119 Marc Zeno vs. LSU | 11/21/87 | 7 rec, 2 TD |
| | 119 Marc Zeno vs. LSU | 11/29/86 | 10 rec, 1 TD |
| | 119 Marc Zeno vs. Kentucky | 9/21/85 | 8 rec |
| | 119 Robert Griffin vs. Vanderbilt | 10/11/80 | 4 rec, 1 TD |
| 87. | 118 Roydell Williams vs. UAB | 11/8/03 | 4 rec, 1 TD |
| | 118 Roydell Williams vs. Southern | 9/29/01 | 4 rec, 1 TD |
| | 118 Steve Ballard vs. Florida State | 9/7/91 | 6 rec |
| 90. | 117 Preston Brown vs. Mississippi St. | 9/17/05 | 9 rec |
| 91. | 116 Mewelde Moore vs. N'Western St. | 9/6/03 | 9 rec, 3 TD |
| | 116 Marc Zeno vs. Wash. (Indy Bowl) | 12/19/87 | 7 rec |
| | 116 Marc Zeno vs. TCU | 9/14/85 | 3 rec |
| | 116 Steve Barrios vs. North Carolina | 10/17/70 | 2 rec, 1 TD |
| | 116 Sonny Pizarich vs. Boston College | 10/19/68 | 7 rec, 1 TD |
| | 116 Terrell Harris vs. TCU | 10/13/01 | 6 rec, 2 TD |
| 97. | 115 Casey Robottom vs. Houston | 9/15/07 | 4 rec |
| | 115 Alton Alexis vs. LSU | 11/24/79 | 9 rec, 1 TD |
| 99. | 114 Roydell Williams vs. Memphis | 10/16/04 | 6 rec, 3 TD |
| | 114 Roydell Williams vs. Mississippi St. | 9/13/03 | 10 rec |
| 101. | 112 Adrian Burnette vs. Houston | 11/4/00 | 6 rec, 1 TD |
| | 112 JaJuan Dawson vs. UAB | 11/20/99 | 8 rec, 2 TD |
| | 112 Wil Ursin vs. Alabama | 10/12/91 | 5 rec |
| 104. | 111 Carl Davis vs. UL-Monroe | 10/5/02 | 4 rec, 1 TD |
| | 111 Robert Griffin vs. Stanford | 9/13/80 | 5 rec, 1 TD |
| | 111 Steve Barrios vs. North Carolina | 10/9/71 | 3 rec, 2 TD |
| 107. | 110 Roydell Williams vs. TCU | 9/1/03 | 5 rec, 1 TD |
| | 110 Wil Ursin vs. Iowa State | 9/19/92 | 10 rec, 2 TD |
| | 110 Mike Paulson vs. LSU | 11/28/70 | 5 rec |
| 110. | 109 Bubba Terranova vs. UCF | 10/21/05 | 8 rec, 1 TD |
| | 109 Jerry Ursin vs. Syracuse | 11/10/90 | 7 rec, 1 TD |
| | 109 Marc Zeno vs. Louisville | 9/5/87 | 7 rec, 2 TD |
| | 109 Darrel Griffin vs. Boston College | 11/3/79 | 3 rec, 2 TD |
| 114. | 108 Tony Jacobs vs. Southern Miss | 11/6/93 | 3 rec, 1 TD |
| | 108 Maurice Nelson vs. Memphis | 9/24/88 | 5 rec, 2 TD |
| 116. | 107 Chris Bush vs. N'western State | 9/6/03 | 6 rec |
| | 107 Adrian Burnette vs. Southern Miss | 9/6/99 | 8 rec |
| | 107 Marc Zeno vs. Louisville | 11/8/86 | 6 rec |
| | 107 Robert Griffin vs. Baylor | 10/30/82 | 8 rec |
| 120. | 106 Jeremy Williams vs. UCF | 11/18/06 | 10 rec |
| | 106 P.J. Franklin vs. Louisville | 10/11/97 | 7 rec, 1 TD |
| | 106 Jim Trahan vs. Tulsa | 11/9/68 | 4 rec |
| 123. | 105 Chris Bush vs. Mississippi State | 9/13/03 | 4 rec, 2 TD |
| 124. | 104 Chris Bush vs. Army | 11/13/04 | 8 rec |
| | 104 P.J. Franklin vs. SMU | 9/12/98 | 5 rec, 1 TD |
| | 104 Jerome McIntosh vs. S'ern Miss | 10/7/89 | 6 rec, 1 TD |
| | 104 Claude Mason vs. Texas Tech | 11/1/58 | 4 rec, 1 TD |
| 128. | 103 Brian King vs. Rice | 10/25/08 | 7 rec |
| | 103 Bubba Terranova vs. UTEP | 10/14/05 | 8 rec, 1 TD |
| | 103 Kerwin Cook vs. UL-Lafayette | 10/7/00 | 8 rec |
| | 103 P.J. Franklin vs. Army | 10/4/97 | 5 rec |
| | 103 Wil Ursin vs. Navy | 11/9/91 | 7 rec, 3 TD |
| | 103 Jeff Wenhold vs. Memphis | 10/12/85 | 7 rec, 1 TD |
| 134. | 102 Cary Koch vs. Tulsa | 11/19/05 | 6 rec, 1 TD |
| | 102 Adrian Burnette vs. Cincinnati | 9/30/00 | 6 rec, 1 TD |
| | 102 Michael Pierce vs. Ole Miss | 9/26/87 | 5 rec, 1 TD |
| 137. | 101 Terrell Harris vs. Navy | 11/11/00 | 9 rec |
| | 101 Mewelde Moore vs. Army | 10/21/00 | 6 rec, 1 TD |
| | 101 Adrian Burnette vs. UAB | 11/20/99 | 7 rec |
| 140. | 100 Damarcus Davis vs. SMU | 9/30/06 | 9 rec, 1 TD |
| | 100 Terrell Harris vs. Memphis | 11/18/00 | 10 rec |
| | 100 Adrian Burnette vs. Ole Miss | 9/2/00 | 6 rec, 1 TD |
| | 100 Michael Pierce vs. Chattanooga | 9/3/88 | 4 rec |
| | 100 Rodney Holman vs. Georgia Tech | 10/25/80 | 10 rec |

TEAM RECORDS

Rushing Attempts

| | | | |
|--------|-----|------------|---------|
| Game | 89 | vs. Auburn | 11/9/29 |
| Season | 649 | (10 games) | 1940 |

Net Yards Gained

| | | | |
|--------|------|-------------------------|---------|
| Game | 638 | vs. Mississippi College | 10/9/37 |
| Season | 2999 | (11 games) | 1931 |

Touchdowns

| | | | |
|--------|----|----------------------------|----------|
| Game | 15 | vs. Southwestern Louisiana | 10/12/12 |
| Season | 39 | (11 games) | 1931 |

TEAM SEASON HIGHS

Rushing Attempts

- 649 in 1940 (10 games)
- 559 in 1972 (11 games)
- 553 in 1978 (11 games)
- 538 in 1970 (11 games)
- 531 in 1973 (11 games)
- 516 in 1956 (10 games)
- 513 in 1966 (10 games)
- 510 in 1955 (10 games)
- 499 in 1968 (10 games)
- 498 in 1976 (11 games)

Rushing Yards/Game

- 272.6 in 1931 (11 games)
- 229.7 in 1966 (10 games)
- 202.9 in 1955 (10 games)
- 202.4 in 1998 (11 games)
- 201.9 in 1973 (11 games)
- 201.0 in 2007 (12 games)
- 195.0 in 1968 (10 games)
- 193.9 in 1972 (11 games)
- 182.9 in 1997 (11 games)
- 178.8 in 1967 (10 games)

Rushing Yards

- 2999 in 1931 (11 games)
- 2412 in 2007 (12 games)
- 2297 in 1966 (10 games)
- 2226 in 1998 (11 games)
- 2221 in 1973 (11 games)
- 2133 in 1972 (11 games)
- 2029 in 1955 (10 games)
- 2012 in 1997 (11 games)
- 1963 in 1986 (11 games)
- 1950 in 1968 (10 games)

Rushing TDs

- 39 in 1931 (11 games)
- 26 in 2007 (12 games)
- 26 in 1998 (11 games)
- 25 in 1987 (11 games)
- 19 in 1986 (11 games)
- 17 in 1968 (10 games)
- 16 in 1997 (11 games)
- 16 in 1995 (11 games)
- 16 in 1973 (11 games)
- 15 in 1979 (11 games)



Mewelde Moore holds Tulane career rushing records in yards (4,364), carries (909) and 100-yard games (22).



All-American fullback and team captain "Papa Nollie" Felts (carrying the ball) and the 1931 Green Wave set a Tulane single-season record with 2,999 rushing yards. That year, the Green Wave finished the regular season 11-0 and earned a bid to the Rose Bowl.

300-YARD RUSHING GAMES

| | Yds | Opponent | Date | Additional Stats |
|-----|-----|---------------------|----------|------------------|
| 1. | 638 | Mississippi College | 10/9/37 | ----- |
| 2. | 504 | Clemson | 11/18/44 | 68 carries, 5 TD |
| 3. | 432 | The Citadel | 9/19/53 | ----- |
| 4. | 431 | Auburn | 10/25/47 | ----- |
| 5. | 417 | SMU | 10/28/44 | 65 carries, 4 TD |
| 6. | 407 | VMI | 9/29/73 | 4 TD |
| 7. | 387 | Cincinnati | 10/15/66 | 4 TD |
| 8. | 354 | Mississippi State | 10/29/49 | ----- |
| 9. | 361 | SMU | 10/20/07 | 50 carries, 4 TD |
| 10. | 350 | Memphis | 10/27/07 | 58 carries, 2 TD |
| 11. | 346 | LSU | 11/27/48 | ----- |
| | 346 | VMI | 11/6/48 | ----- |
| 13. | 343 | Alabama | 9/24/49 | ----- |
| 14. | 340 | The Citadel | 10/19/74 | 48 carries, 3 TD |
| 15. | 339 | Virginia | 10/8/66 | 2 TD |
| 16. | 337 | Vanderbilt | 9/20/86 | 57 carries, 5 TD |
| 17. | 335 | Marquette | 10/5/57 | ----- |
| 18. | 331 | Mississippi State | 11/1/52 | 5 TD |
| 19. | 329 | Ohio | 11/11/72 | 2 TD |
| 20. | 323 | SW Louisiana | 11/1/97 | 56 carries, 3 TD |
| | 323 | Southeastern La. | 11/24/51 | ----- |
| 22. | 318 | UTEP | 10/11/08 | 39 carries, 2 TD |
| | 318 | Navy | 11/5/49 | ----- |
| 24. | 316 | Virginia Tech | 11/22/56 | ----- |
| 25. | 315 | Vanderbilt | 11/17/73 | 2 TD |
| 26. | 314 | VMI | 9/17/55 | ----- |
| 27. | 312 | Louisville | 9/5/87 | 3 TD |
| 28. | 311 | Louisville | 10/11/97 | 50 carries, 3 TD |
| | 311 | Vanderbilt | 10/3/87 | 4 TD |
| | 311 | Auburn | 10/21/44 | ----- |
| 31. | 307 | Rice | 10/14/44 | ----- |
| 32. | 303 | Louisiana Tech | 11/26/98 | 44 carries, 6 TD |
| | 303 | LSU | 11/24/90 | 57 carries |
| 34. | 300 | Southeastern La. | 9/22/07 | 43 carries, 5 TD |
| | 300 | Navy | 10/13/56 | ----- |

INDIVIDUAL RECORDS

Rushing Attempts

| | | | |
|--------|-----|-----------------------------|----------|
| Game | 44 | Matt Forté vs. Memphis..... | 10/27/07 |
| Season | 361 | Matt Forté | 2007 |
| Career | 909 | Mewelde Moore..... | 2000-03 |

Net Yards Gained

| | | | |
|--------|------|--------------------------|----------|
| Game | 342 | Matt Forté vs. SMU | 10/20/07 |
| Season | 2127 | Matt Forté | 2007 |
| Career | 4364 | Mewelde Moore..... | 2000-03 |

Net Yards Gained By Class

| | | | |
|-----------|------|--------------------|------|
| Freshman | 890 | Mewelde Moore..... | 2000 |
| Sophomore | 1421 | Mewelde Moore..... | 2001 |
| Junior | 1178 | Eddie Price..... | 1948 |
| Senior | 2127 | Matt Forté | 2007 |

Net Yards Gained By A Quarterback

| | | | |
|--------|------|---------------------------------|----------|
| Game | 181 | Steve Foley vs. Vanderbilt..... | 11/17/73 |
| Season | 748 | Bobby Duhon..... | 1966 |
| Career | 1761 | Terrence Jones..... | 1985-88 |

Yard-Per-Carry Average

| | | | |
|-----------|------|--|----------|
| Game* | 26.0 | Claude Mason vs. Army (5-130)..... | 11/16/57 |
| Game** | 15.0 | Jimmy Hodgins vs. Sewanee (12-180)..... | 11/21/31 |
| Game*** | 12.1 | Pete Johns vs. Cincinnati (16-193) | 10/15/66 |
| Game**** | 9.0 | Matt Forté vs. SMU (38-342)..... | 10/20/07 |
| Season^ | 6.8 | Harold Waggoner (98-633)..... | 1950 |
| Season^^ | 6.7 | Eddie Price (171-1137)..... | 1949 |
| Season^^^ | 6.3 | Eddie Price (188-1178)..... | 1948 |
| Career# | 6.0 | Eddie Price (514-3095) | 1946-49 |

*minimum five carries **miminum 10 carries ***minimum 15 carries

****miminum 25 carries

^minimum 75 carries ^^miminum 125 carries ^^miminum 175 carries

#miminum 225 carres

Yard-Per-Game Average

| | | | |
|--------|--------|------------------------------------|---------|
| Season | 177.2 | Matt Forté (2127 in 12 games)..... | 2007 |
| Career | 99.186 | Matt Forté (4265 in 43 games)..... | 2004-07 |

Rushing Touchdowns

| | | | |
|--------|----|--------------------------------------|----------|
| Game | 5 | Matt Forté vs. Rice | 11/17/07 |
| | 5 | Matt Forté vs. Southeastern La. | 9/22/07 |
| Season | 23 | Matt Forté | 2007 |
| Career | 39 | Matt Forté | 2004-07 |


Most 100-Yard Games

| | | | |
|--------|----|--------------------|---------|
| Season | 9 | Matt Forté | 2007 |
| | 7 | Eddie Price | 1948 |
| | 7 | Mewelde Moore..... | 2001 |
| Career | 22 | Mewelde Moore..... | 2000-03 |

Consecutive 100-Yard Games

| | | | |
|--------|---|------------------|------|
| Season | 8 | Matt Forté | 2007 |
| Career | 8 | Matt Forté | 2007 |

(Final 8 games of the season)



Bobby Duhon holds the Tulane record for rushing yards in a season by a quarterback, galloping for 748 yards on 151 carries in 1966.

As a senior in 2007, Matt Forté rewrote the Tulane rushing book, including holding marks for yards and carries in a game and season, and both single-season and career touchdown marks.



CAREER LEADERS

Rushing Attempts

| Player | Seasons | Yards | Avg | No |
|---------------------|---------|-------|------|-----|
| 1. Mewelde Moore | 2000-03 | 4364 | 4.81 | 909 |
| 2. Matt Forté | 2004-07 | 4265 | 5.12 | 833 |
| 3. Terrence Jones | 1985-88 | 1761 | 3.05 | 578 |
| 4. Chance Miller | 1989-92 | 2023 | 3.91 | 517 |
| 5. Bill Banker | 1927-29 | 2516 | 4.89 | 515 |
| 6. Eddie Price | 1946-49 | 3095 | 6.02 | 514 |
| 7. Jamaican Dartez | 1995-98 | 2284 | 4.61 | 495 |
| 8. Marvin Christian | 1977-79 | 2152 | 4.53 | 475 |
| 9. Jerald Sowell | 1993-96 | 1962 | 4.15 | 473 |
| 10. Don Zimmerman | 1930-32 | 2369 | 5.54 | 428 |

Rushing Yards

| Player | Seasons | No | Avg | Yards |
|---------------------|---------|-----|------|-------|
| 1. Mewelde Moore | 2000-03 | 909 | 4.81 | 4364 |
| 2. Matt Forté | 2004-07 | 833 | 5.12 | 4265 |
| 3. Eddie Price | 1946-49 | 514 | 6.02 | 3095 |
| 4. Bill Banker | 1927-29 | 515 | 4.89 | 2516 |
| 5. Don Zimmerman | 1930-32 | 428 | 5.54 | 2369 |
| 6. Jamaican Dartez | 1995-98 | 495 | 4.61 | 2284 |
| 7. Marvin Christian | 1977-79 | 475 | 4.53 | 2152 |
| 8. Chance Miller | 1989-92 | 517 | 3.91 | 2023 |
| 9. Toney Converse | 1997-99 | 382 | 5.27 | 2014 |
| 10. Jerald Sowell | 1993-96 | 473 | 4.15 | 1962 |
| 11. Terrence Jones | 1985-88 | 578 | 3.05 | 1761 |
| 12. Jovon Jackson | 2002-05 | 346 | 4.62 | 1597 |
| 13. Ronny Quillian | 1955-56 | 340 | 4.12 | 1402 |
| 14. Max McGee | 1951-53 | 314 | 4.44 | 1395 |
| 15. Steve Foley | 1972-74 | 313 | 4.18 | 1308 |

Rushing Touchdown

| Player | Seasons | Att | Yards | Avg | TD |
|---------------------|---------|-----|-------|------|----|
| 1. Matt Forté | 2004-07 | 833 | 4265 | 5.12 | 39 |
| 2. Bill Banker | 1927-29 | 515 | 2516 | 4.89 | 31 |
| 3. Eddie Price | 1946-49 | 514 | 3095 | 6.02 | 30 |
| 4. Jamaican Dartez | 1995-98 | 495 | 2284 | 4.61 | 25 |
| 5. Terrence Jones | 1985-88 | 578 | 1761 | 3.05 | 24 |
| Don Zimmerman | 1930-32 | 428 | 2369 | 5.54 | 24 |
| Charles Flournoy | 1923-25 | -- | -- | -- | 24 |
| 8. Mewelde Moore | 2000-03 | 909 | 4364 | 4.81 | 21 |
| 9. Marvin Christian | 1977-79 | 475 | 2152 | 4.53 | 17 |
| Ronny Quillian | 1955-56 | 340 | 1402 | 4.12 | 17 |

Rushing Yards Per Game

| Player | Seasons | Yards | Games | Yds/Gm |
|-----------------------|---------|-------|-------|--------|
| 1. Matt Forté | 2004-07 | 4265 | 43 | 99.186 |
| 2. Mewelde Moore | 2000-03 | 4364 | 44 | 99.182 |
| 3. Bill Banker | 1927-29 | 2516 | 27 | 93.185 |
| 4. Don Zimmerman | 1930-32 | 2369 | 29 | 81.689 |
| 5. Eddie Price | 1946-49 | 3095 | 39 | 79.359 |
| 6. Marvin Christian | 1977-79 | 2152 | 32 | 67.250 |
| 7. Toney Converse | 1997-99 | 2014 | 30 | 67.133 |
| 8. Jamaican Dartez | 1995-98 | 2284 | 37 | 61.729 |
| 9. Marvin Lewis | 1980-81 | 1284 | 22 | 58.364 |
| 10. David Abercrombie | 1969-70 | 1214 | 21 | 57.809 |

CAREER LEADERS (cont.)

Yards Per Carry (Minimum 300 Carries)

| Player | Seasons | Yards | Att | Avg |
|---------------------|---------|-------|-----|------|
| 1. Eddie Price | 1946-49 | 3095 | 514 | 6.02 |
| 2. Don Zimmerman | 1930-32 | 2369 | 428 | 5.54 |
| 3. Toney Converse | 1997-99 | 2014 | 382 | 5.27 |
| 4. Matt Forté | 2004-07 | 4265 | 833 | 5.12 |
| 5. Bill Banker | 1927-29 | 2516 | 515 | 4.89 |
| 6. Mewelde Moore | 2000-03 | 4364 | 909 | 4.81 |
| 7. Jovon Jackson | 2002-05 | 1597 | 346 | 4.62 |
| 8. Jamaican Dartz | 1995-98 | 2284 | 495 | 4.61 |
| 9. Marvin Christian | 1977-79 | 2152 | 475 | 4.53 |
| 10. Max McGee | 1951-53 | 1395 | 314 | 4.44 |

100-Yard Rushing Games

| Player | Seasons | Games | Avg | Yards | 100s |
|---------------------|--------------|-------|-----|-------|------|
| 1. Mewelde Moore | 2000-03 | 44 | 909 | 4364 | 22 |
| 2. Matt Forté | 2004-07 | 43 | 833 | 4265 | 15 |
| 3. Eddie Price | 1946-49 | 39 | 514 | 3095 | 13 |
| 4. Toney Converse | 1997-98 | 30 | 495 | 2284 | 7 |
| Jamaican Dartz | 1995-98 | 37 | 170 | 2459 | 7 |
| 6. Jerald Sowell | 1993-96 | 43 | 473 | 1962 | 6 |
| 7. Marvin Christian | 1977-79 | 32 | 475 | 2152 | 5 |
| Doug Bynum | 1971-73 | 30 | 258 | 1144 | 5 |
| David Abercrombie | 1969-70 | 21 | 284 | 1214 | 5 |
| 10. André Anderson | 2006-Present | 22 | 206 | 993 | 4 |
| Jovon Jackson | 2002-05 | 41 | 346 | 1579 | 4 |
| Marvin Lewis | 1980-81 | 22 | 278 | 1284 | 4 |
| 13. Chance Miller | 1989-92 | 36 | 517 | 2023 | 3 |
| Rodney Hunter | 1985-88 | 42 | 382 | 1493 | 3 |
| Steve Foley | 1972-74 | 30 | 313 | 1308 | 3 |
| Ronny Quillian | 1954-56 | 30 | 340 | 1402 | 3 |

Two Career 100-Yard Rushing Games

(in alphabetical order)

Roy Bailey (1951-52); Warren Bankston (1966-68); Wayne Francingues (1967-68); Terrence Jones (1985-88); Shaun King (1995-98); Claude Mason (1956-58); Tommy Mason (1958-60).

One Career 100-Yard Rushing Game

(in alphabetical order)

Marvin Allen (1986-87); John Campora (1946-47); Duke Chappuis (1968-69); Bobby Duhon (1965-67); Matt Forté (2004-); Terry Harris (1978-80); Ricky Hebert (1971-73); Jimmy Hodgins (1930-32); Pete Johns (1964-66); Jeff Jones (1977-80); Mike Jones (1981-84); Ronnie Kent (1950-53); Max McGee (1951-53); Joey Perry (1991-95); Reggie Reginelli (1979-82); Gordon Rush (1960-62); George Smith (1963-65); Terry Terrebonne (1959-62); Elton Veals (1982-83); Harold Waggoner (1950).



Eddie Pirice averaged a Tulane-record 6.02 yards per carry during his career from 1946-49. Price carried the ball 514 times for 3,095 yards and scored 30 touchdowns, including a single-season record 11 in 1949.

SINGLE-SEASON LEADERS

Rushing Attempts

| Player | Year | Yards | Avg | No |
|----------------------|------|-------|------|-----|
| 1. Matt Forté | 2007 | 2127 | 5.89 | 361 |
| 2. Mewelde Moore | 2002 | 1138 | 3.95 | 288 |
| 3. Mewelde Moore | 2001 | 1421 | 5.42 | 262 |
| 4. David Abercrombie | 1970 | 993 | 4.53 | 219 |
| 5. Ricky Hebert | 1971 | 819 | 3.90 | 210 |
| 6. Marvin Lewis | 1981 | 860 | 4.34 | 198 |
| 7. Chance Miller | 1990 | 805 | 4.24 | 190 |
| 8. Eddie Price | 1948 | 1178 | 6.27 | 188 |
| 9. Mewelde Moore | 2003 | 915 | 4.95 | 185 |
| Marvin Christian | 1978 | 879 | 4.75 | 185 |

Rushing Yards

| Player | Year | No | Avg | Yards |
|----------------------|------|-----|------|-------|
| 1. Matt Forté | 2007 | 361 | 5.89 | 2127 |
| 2. Mewelde Moore | 2001 | 262 | 5.42 | 1421 |
| 3. Eddie Price | 1948 | 188 | 6.27 | 1178 |
| 4. Mewelde Moore | 2002 | 288 | 3.95 | 1138 |
| 5. Eddie Price | 1949 | 171 | 6.65 | 1137 |
| 6. David Abercrombie | 1970 | 219 | 4.53 | 993 |
| 7. Mewelde Moore | 2003 | 185 | 4.95 | 915 |
| 8. Mewelde Moore | 2000 | 174 | 5.11 | 890 |
| 9. Marvin Christian | 1978 | 185 | 4.75 | 879 |
| 10. Toney Converse | 1998 | 156 | 5.58 | 871 |
| 11. André Anderson | 2008 | 174 | 4.97 | 864 |
| 12. Marvin Lewis | 1981 | 198 | 4.34 | 860 |
| 13. Matt Forté | 2006 | 163 | 5.27 | 859 |
| 14. Ricky Hebert | 1971 | 210 | 3.90 | 819 |
| 15. Chance Miller | 1990 | 190 | 4.24 | 805 |

Rushing Yards Per Game

| Player | Year | GP | Yards | Yds/Gm |
|----------------------|------|----|-------|--------|
| 1. Matt Forté | 2007 | 12 | 2127 | 177.2 |
| 2. Mewelde Moore | 2001 | 12 | 1421 | 118.4 |
| 3. Eddie Price | 1948 | 10 | 1178 | 117.8 |
| 4. Eddie Price | 1949 | 10 | 1137 | 113.7 |
| 5. Mewelde Moore | 2003 | 9 | 915 | 101.7 |
| 6. Matt Forté | 2006 | 9 | 859 | 95.4 |
| 7. David Abercrombie | 1970 | 11 | 993 | 90.3 |
| 8. Mewelde Moore | 2000 | 10 | 923 | 89.0 |
| 9. Marvin Christian | 1978 | 10 | 879 | 87.9 |
| 10. Mewelde Moore | 2002 | 13 | 1138 | 87.5 |

Rushing Touchdown

| Player | Year | Att | Yards | Avg | TD |
|-------------------|------|-----|-------|------|----|
| 1. Matt Forté | 2007 | 361 | 2127 | 5.89 | 23 |
| 2. Eddie Price | 1949 | 171 | 1137 | 6.65 | 11 |
| 3. Jamaican Dartz | 1995 | 150 | 544 | 3.63 | 10 |
| Ronny Quillian | 1955 | 150 | 685 | 4.57 | 10 |
| Eddie Price | 1948 | 188 | 1178 | 6.27 | 10 |
| 6. Marvin Lewis | 1981 | 198 | 860 | 4.34 | 9 |
| 7. Matt Forté | 2006 | 163 | 859 | 5.27 | 8 |
| Marvin Christian | 1979 | 120 | 582 | 4.85 | 8 |
| David Abercrombie | 1970 | 219 | 993 | 4.53 | 8 |
| Bobby Duhon | 1966 | 151 | 748 | 4.95 | 8 |
| Tommy Mason | 1960 | 120 | 663 | 5.53 | 8 |
| Bobby Glass | 1941 | 119 | 583 | 4.90 | 8 |
| Mewelde Moore | 2001 | 262 | 1421 | 5.42 | 8 |

Yards Per Game (Minimum 80 Carries)

| Player | Year | Yards | Games | Yds/Gm |
|--------------------|------|-------|-------|--------|
| 1. Harold Waggoner | 1950 | 98 | 663 | 6.77 |
| 2. Eddie Price | 1949 | 171 | 1137 | 6.65 |
| 3. Eddie Price | 1948 | 188 | 1178 | 6.27 |
| 4. Matt Forté | 2007 | 361 | 2127 | 5.89 |
| 5. Toney Converse | 1997 | 137 | 777 | 5.67 |
| 6. Toney Converse | 1998 | 156 | 871 | 5.58 |
| 7. Tommy Mason | 1960 | 120 | 663 | 5.53 |
| 8. Mewelde Moore | 2001 | 262 | 1421 | 5.42 |
| 9. Marvin Lewis | 1980 | 80 | 424 | 5.30 |
| 10. Matt Forté | 2006 | 163 | 859 | 5.27 |

SINGLE-GAME LEADERS

Rushing Attempts

| No | Player vs. Opponent | Date | Add't Info |
|-----|-------------------------------------|----------|-----------------|
| 1. | 44 Matt Forté vs. Memphis | 10/27/07 | 278 yards, 2 TD |
| 2. | 43 Bill Banker vs. Ole Miss | 10/11/27 | -- |
| 3. | 40 Matt Forté vs. Southeastern La. | 9/22/07 | 303 yards, 5 TD |
| 4. | 39 Matt Forté vs. Rice | 11/17/07 | 194 yards, 5 TD |
| 5. | 38 André Anderson vs. UL-Monroe | 9/20/08 | 157 yards, 1 TD |
| | 38 Matt Forté vs. UTEP | 11/10/07 | 171 yards, 2 TD |
| | 38 Matt Forté vs. SMU | 10/20/07 | 342 yards, 4 TD |
| 8. | 36 André Anderson vs. SMU | 9/25/08 | 219 yards, 1 TD |
| 9. | 34 Matt Forté vs. Army | 11/13/04 | 216 yards |
| 10. | 33 André Anderson vs. East Carolina | 9/12/08 | 82 yards, 2 TD |
| | 33 David Abercrombie vs. N.C. State | 11/21/70 | 246 yards |

Rushing Yards

| Yds | Player vs. Opponent | Date | Add't Info |
|-----|--------------------------------------|----------|--------------|
| 1. | 342 Matt Forté vs. SMU | 10/20/07 | 38 att, 4 TD |
| 2. | 303 Matt Forté vs. Southeastern La. | 9/22/07 | 40 att, 5 TD |
| 3. | 278 Matt Forté vs. Memphis | 10/27/07 | 44 att, 2 TD |
| 4. | 255 André Anderson vs. UTEP | 10/11/08 | 29 att, 2 TD |
| 5. | 249 Mewelde Moore vs. Cincinnati | 10/6/01 | 28 att, 1 TD |
| 6. | 246 David Abercrombie vs. N.C. State | 11/21/70 | 33 att, 3 TD |
| 7. | 238 Eddie Price vs. Navy | 11/5/49 | 22 att |
| 8. | 219 André Anderson vs. SMU | 9/25/08 | 38 att, 1 TD |
| 9. | 216 Matt Forté vs. Army | 11/16/04 | 34 att, 3 TD |
| 10. | 213 Eddie Price vs. VMI | 11/6/48 | 21 att |
| 11. | 209 Matt Forté vs. UAB | 10/13/07 | 32 att, 1 TD |
| 12. | 202 Matt Forté vs. Army | 10/6/07 | 32 att, 1 TD |
| 13. | 201 Mewelde Moore vs. Southern | 9/29/01 | 25 att |
| 14. | 195 Jamaican Darteze vs. Cincinnati | 9/5/98 | 21 att, 1 TD |
| 15. | 194 Matt Forté vs. Rice | 11/17/07 | 39 att, 5 TD |

Rushing Touchdowns

| TD | Player vs. Opponent | Date | Add't Info |
|-----|---------------------------------------|----------|-----------------|
| 1. | 5 Matt Forté vs. Rice | 11/17/07 | 39 att, 194 yds |
| | 5 Matt Forté vs. Southeastern La. | 9/22/07 | 40 att, 303 yds |
| 3. | 4 Matt Forté vs. SMU | 10/20/07 | 38 att, 342 yds |
| | 4 Tony Converse vs. Louisiana Tech | 11/26/98 | 24 att, 182 yds |
| | 4 Charles Flournoy vs. Louisiana Tech | 11/7/25 | |
| 6. | 3 Matt Forté vs. Army | 11/16/04 | 4 att, 216 yds |
| | 3 Jovon Jackson vs. Florida A&M | 9/11/04 | 19 att, 134 yds |
| | 3 Marvin Lewis vs. Air Force | 10/17/81 | 24 att, 143 yds |
| | 3 David Abercrombie vs. N.C. State | 11/21/70 | 33 att, 246 yds |
| 10. | 2 On Several Occasion | | |
| | Last by J.T. McDonald vs. UAB | 11/15/08 | 12 att, 41 yds |



One of the finest punters in the country during his playing days, Charles "Peggy" Flournoy was equally adept at running the ball and set a Tulane single-game record with four rushing touchdowns against Louisiana Tech on Nov. 7, 1925.

100-YARD GAMES

| No | Player vs. Opponent | Date | Add'l Stats |
|-----|--|----------|--------------|
| 1. | 342 Matt Forté vs. SMU | 10/20/07 | 38 att, 4 TD |
| 2. | 303 Matt Forté vs. Southeastern La. | 9/22/07 | 40 att, 5 TD |
| 3. | 278 Matt Forté vs. Memphis | 10/27/07 | 44 att, 2 TD |
| 4. | 255 André Anderson vs. UTEP | 10/11/08 | 29 att, 2 TD |
| 5. | 249 Mewelde Moore vs. Cincinnati | 10/6/01 | 28 att, 1 TD |
| 6. | 246 David Abercrombie vs. N.C. State | 11/21/70 | 33 att, 3 TD |
| 7. | 238 Eddie Price vs. Navy | 11/5/49 | 22 att |
| 8. | 219 André Anderson vs. SMU | 9/25/08 | 38 att, 1 TD |
| 9. | 216 Matt Forté vs. Army | 11/16/04 | 34 att, 3 TD |
| 10. | 213 Eddie Price vs. VMI | 11/6/48 | 21 att |
| 11. | 209 Matt Forté vs. UAB | 10/13/07 | 32 att, 1 TD |
| 12. | 202 Matt Forté vs. Army | 10/6/07 | 32 att, 1 TD |
| 13. | 201 Mewelde Moore vs. Southern | 9/29/01 | 25 att |
| 14. | 195 Jamaican Darteze vs. Cincinnati | 9/5/98 | 21 att, 1 TD |
| 15. | 194 Matt Forté vs. Rice | 11/17/07 | 39 att, 5 TD |
| 16. | 193 Pete Johns vs. Cincinnati | 10/15/66 | 16 att, 1 TD |
| 17. | 185 Eddie Price vs. Vanderbilt | 11/12/49 | 24 att |
| 18. | 183 Jovon Jackson vs. UAB | 11/8/03 | 26 att, 2 TD |
| 19. | 182 Toney Converse vs. La. Tech | 11/26/98 | 24 att, 4 TD |
| 20. | 181 Steve Foley vs. Vanderbilt | 11/17/73 | 14 att, 2 TD |
| 21. | 180 Jimmy Hodgins vs. Sewanee | 11/21/31 | 12 att |
| 22. | 178 Matt Forté vs. Rice | 10/7/06 | 19 att, 1 TD |
| 23. | 176 Marvin Christian vs. Boston Col. | 10/14/78 | 30 att |
| | 176 Mewelde Moore vs. BYU | 8/25/01 | 22 att, 1 TD |
| 25. | 171 Matt Forté vs. UTEP | 11/10/07 | 38 att, 2 TD |
| 26. | 170 Matt Forté vs. Mississippi State | 9/16/06 | 29 att, 1 TD |
| 27. | 167 Jamaican Darteze vs. SW Louisiana | 11/1/97 | 18 att, 1 TD |
| 28. | 163 Eddie Price vs. Cincinnati | 11/20/48 | 30 att |
| 29. | 159 Mewelde Moore vs. Memphis | 10/25/03 | 29 att |
| 30. | 158 Chance Miller vs. LSU | 11/24/90 | 28 att |
| 31. | 157 André Anderson vs. UL-Monroe | 9/20/08 | 38 att, 1 TD |
| 32. | 154 Jamaican Darteze vs. Rice | 9/16/95 | 24 att, 2 TD |
| 33. | 151 Eddie Price vs. Alabama | 9/24/49 | 21 att |
| 34. | 147 Matt Forté vs. UTEP | 10/14/06 | 17 att, 2 TD |
| | 147 Mewelde Moore vs. Southern | 8/31/02 | 20 att |
| | 147 Wayne Francingues vs. Virginia | 11/16/68 | 18 att, 2 TD |
| 37. | 143 Marvin Lewis vs. Air Force | 10/17/81 | 24 att, 3 TD |
| 38. | 142 Marvin Christian vs. Stanford | 9/30/78 | 23 att, 1 TD |
| | 142 Steve Foley vs. The Citadel | 10/19/74 | 15 att, 1 TD |
| 40. | 141 David Abercrombie vs. Vanderbilt | 11/1/69 | 18 att, 1 TD |
| | 141 Ronny Quillian vs. Miss. State | 11/3/56 | 26 att |
| | 141 Eddie Price vs. Auburn | 10/22/49 | 19 att |
| 43. | 138 Jerald Sowell vs. Alabama | 9/4/93 | 10 att |
| 44. | 136 Mewelde Moore vs. USM | 11/23/02 | 32 att, 1 TD |
| | 136 Eddie Price vs. South Carolina | 10/9/48 | 18 att |
| 46. | 135 Toney Converse vs. Houston | 11/21/98 | 23 att |
| 47. | 134 Jovon Jackson vs. Florida A&M | 9/11/04 | 19 att, 3 TD |
| | 134 Eddie Price vs. Baylor | 11/13/48 | 22 att |
| | 134 Mewelde Moore vs. UCF | 9/22/01 | 22 att, 1 TD |
| 50. | 133 Shaun King vs. Army | 11/14/98 | 18 att |
| 51. | 132 Max McGee vs. The Citadel | 9/19/53 | 9 att |
| 52. | 131 Mewelde Moore vs. East Carolina | 9/16/00 | 22 att |
| | 131 Mewelde Moore vs. Navy | 11/10/01 | 22 att, 2 TD |
| 54. | 130 Claude Mason vs. Army | 11/16/57 | 5 att |
| 55. | 129 Mike Jones vs. LSU | 11/24/84 | 17 att |
| 56. | 128 Jerald Sowell vs. Southern Miss | 9/3/94 | 16 att |
| | 128 D. Abercrombie vs. Colo. (Liberty) | 12/12/70 | 25 att |
| | 128 Claude Mason vs. LSU | 12/1/56 | 13 att |
| | 128 Mewelde Moore vs. Southern Miss | 11/17/01 | 20 att, 1 TD |
| 60. | 127 David Abercrombie vs. Illinois | 9/26/70 | 27 att |
| | 127 Roy Bailey vs. Miss. State | 11/1/52 | 17 att |
| 62. | 126 Eddie Price vs. Miss. State | 10/30/48 | 21 att |
| 63. | 124 Matt Forté vs. Army | 10/28/06 | 21 att, 2 TD |
| | 124 Marvin Lewis vs. Vanderbilt | 10/10/81 | 29 att |
| | 124 Marvin Lewis vs. Georgia Tech | 10/25/80 | 14 att |
| | 124 Ricky Hebert vs. LSU | 11/27/71 | 17 att |
| 67. | 123 Mewelde Moore vs. Louisville | 10/17/03 | 26 att, 1 TD |
| 68. | 122 Toney Converse vs. Houston | 11/22/97 | 21 att |
| | 122 Terrence Jones vs. Southern Miss | 9/19/87 | 19 att |
| 70. | 121 Roy Bailey vs. Vanderbilt | 11/15/52 | 20 att |



Rushing

| | | | | |
|------|-----|------------------------------------|----------|--------------|
| 71. | 120 | Matt Forté vs. East Carolina | 11/24/07 | 25 att, 1 TD |
| | 120 | Ronnie Kent vs. Holy Cross | 10/13/51 | 20 att |
| | 120 | Harold Waggoner vs. Auburn | 10/28/50 | 15 att |
| 74. | 119 | Toney Converse vs. Memphis | 11/7/98 | 16 att |
| | 119 | Terrence Jones vs. Miss. State | 10/18/86 | 19 att |
| | 119 | Duke Chappuis vs. Florida | 10/11/69 | 15 att |
| 77. | 118 | Steve Foley vs. Boston College | 9/22/73 | 13 att |
| | 118 | Mewelde Moore vs. Houston | 11/4/00 | 22 att, 1 TD |
| 79. | 117 | Matt Forté vs. Auburn | 10/21/06 | 21 att |
| | 117 | Eddie Price vs. Mississippi State | 10/29/49 | 9 att |
| 81. | 116 | Mewelde Moore vs. Hawai'i | 12/25/02 | 30 att, 1 TD |
| | 116 | Jamaican Darteaz vs. Memphis | 11/8/97 | 13 att |
| | 116 | Reggie Reginelli vs. Air Force | 10/17/81 | 7 att |
| | 116 | Marvin Christian vs. Stanford | 9/30/78 | 18 att |
| | 116 | George Smith vs. VMI | 11/1/64 | 18 att |
| 86. | 115 | Mewelde Moore vs. Navy | 11/1/03 | 19 att |
| | 115 | Mewelde Moore vs. Houston | 10/11/03 | 16 att, 1 TD |
| | 115 | Jerald Sowell vs. Cincinnati | 8/30/96 | 18 att |
| 89. | 114 | Mewelde Moore vs. Texas | 9/27/03 | 21 att, 2 TD |
| | 114 | Mewelde Moore vs. East Carolina | 9/14/02 | 30 att, 2 TD |
| | 114 | Mewelde Moore vs. Cincinnati | 9/30/00 | 15 att |
| | 114 | Jamaican Darteaz vs. Navy | 9/26/98 | 17 att |
| 93. | 113 | Rodney Hunter vs. Wichita State | 10/4/86 | 17 att. |
| | 113 | Eddie Price vs. LSU | 11/27/48 | 15 att |
| 95. | 112 | Jovon Jackson vs. Southern Miss | 9/25/04 | 18 att |
| | 112 | Jamaican Darteaz vs. Louisville | 10/17/98 | 23 att |
| | 112 | Elton Veals vs. Florida State | 9/17/83 | 15 att |
| | 112 | Wayne Francingues vs. Texas A&M | 9/28/68 | 31 att. |
| | 112 | Terry Terrebonne vs. Wake Forest | 10/3/59 | 20 att |
| 100. | 111 | Jerald Sowell vs. LSU | 11/23/96 | 26 att |
| | 111 | Rodney Hunter vs. Vanderbilt | 9/20/86 | 16 att |
| | 111 | Gordon Rush vs. Virginia Tech | 10/14/61 | 18 att |
| 103. | 110 | Toney Converse vs. Army | 10/4/97 | 14 att |
| | 110 | Jerald Sowell vs. Rice | 9/10/94 | 27 att |
| | 110 | Tommy Mason vs. William & Mary | 10/28/60 | 12 att |
| 106. | 109 | Shaun King vs. BYU (Liberty) | 12/31/98 | 16 att |
| | 109 | Terry Harris vs. Georgia Tech | 10/27/79 | 16 att |
| | 109 | Marvin Christian vs. SMU | 9/29/79 | 17 att |
| | 109 | Doug Bynum vs. VMI | 9/29/73 | 20 att |
| | 109 | Doug Bynum vs. Boston College | 9/22/73 | 28 att |
| | 109 | Doug Bynum vs. Ohio | 11/11/72 | 14 att |
| 112. | 108 | Rodney Hunter vs. Vanderbilt | 10/3/87 | 22 att |
| 113. | 107 | André Anderson vs. Army | 10/4/08 | 21 att, 1 TD |
| | 107 | Jerald Sowell vs. Hawaii | 12/4/93 | 20 att |
| | 107 | Jeff Jones vs. SMU | 10/24/77 | 13 att |
| | 107 | Tommy Mason vs. California | 9/17/60 | 19 att |
| | 107 | Ronny Quillian vs. Alabama | 11/5/55 | -- |
| | 107 | Mewelde Moore vs. ECU | 9/8/01 | 23 att |
| 119. | 106 | Chance Miller vs. Memphis | 11/4/89 | 21 att |
| 120. | 105 | Toney Converse vs. Rutgers | 10/24/98 | 14 att |
| | 105 | Joey Perry vs. Nevada | 9/26/92 | 15 att |
| | 105 | Marvin Lewis vs. Georgia Tech | 10/24/81 | 17 att |
| | 105 | Doug Bynum vs. Vanderbilt | 11/18/72 | 22 att |
| 124. | 104 | Marvin Allen vs. Vanderbilt | 9/20/86 | 9 att |
| | 104 | John Campora vs. Auburn | 10/25/47 | 11 att |
| | 104 | Mewelde Moore vs. SMU | 9/23/00 | 17 att |
| | 104 | Mewelde Moore vs. Memphis | 11/18/00 | 23 att |
| 128. | 103 | Matt Forté vs. Tulsa | 11/3/07 | 26 att |
| | 103 | Toney Converse vs. BYU (Liberty) | 12/31/98 | 18 att |
| | 103 | Jamaican Darteaz vs. Wake Forest | 9/9/95 | 18 att |
| | 103 | Doug Bynum vs. LSU | 12/2/72 | 20 att |
| | 103 | Warren Bankston vs. Vanderbilt | 11/4/67 | 27 att |
| | 103 | Bobby Duhon vs. Cincinnati | 10/15/66 | 15 att |
| | 103 | Ronny Quillian vs. Mississippi St. | 10/8/55 | 22 att |
| | 103 | Eddie Price vs. Auburn | 10/23/48 | 19 att |
| | 103 | Eddie Price vs. Auburn | 10/25/47 | 14 att |
| 137. | 101 | Jovon Jackson vs. Navy | 11/5/05 | 16 att, 2 TD |
| | 101 | Marvin Christian vs. Georgia Tech | 9/23/78 | 21 att |
| | 101 | David Abercrombie vs. Vanderbilt | 10/31/70 | 21 att |
| 140. | 100 | Mewelde Moore vs. N'western St. | 9/6/03 | 16 att |
| | 100 | Chance Miller vs. Cincinnati | 10/27/90 | 16 att |
| | 100 | Warren Bankston vs. Tennessee | 11/11/67 | 20 att |

YEAR-BY-YEAR LEADERS

| Year | Player | Rush | Yards | Avg | TD |
|------|-------------------|------|-------|------|----|
| 1937 | William Mattis | 120 | 460 | 3.83 | 0 |
| 1938 | Warren Brunner | 136 | 662 | 4.87 | 7 |
| 1939 | Bobby Kellogg | 111 | 473 | 4.26 | 7 |
| 1940 | Lou Thomas | 86 | 385 | 4.48 | 1 |
| 1941 | Bobby Glass | 119 | 583 | 4.90 | 8 |
| 1942 | Lou Thomas | 87 | 338 | 3.89 | 3 |
| 1943 | Joe Renfroe | 54 | 267 | 4.94 | 1 |
| 1944 | Dub Jones | 140 | 700 | 5.00 | 4 |
| 1945 | Richard Hoot | 48 | 238 | 4.96 | 2 |
| 1946 | Eddie Price | 49 | 309 | 6.31 | 5 |
| 1947 | Eddie Price | 106 | 471 | 4.44 | 4 |
| 1948 | Eddie Price | 188 | 1178 | 6.27 | 10 |
| 1949 | Eddie Price | 171 | 1137 | 6.65 | 11 |
| 1950 | Harold Waggoner | 98 | 663 | 6.77 | 7 |
| 1951 | Max McGee | 123 | 537 | 4.37 | 3 |
| 1952 | Max McGee | 109 | 428 | 3.93 | 3 |
| 1953 | Max McGee | 82 | 430 | 5.24 | 2 |
| 1954 | Bobby Saia | 99 | 422 | 4.26 | 2 |
| 1955 | Ronny Quillian | 150 | 685 | 4.57 | 10 |
| 1956 | Ronny Quillian | 156 | 625 | 4.01 | 6 |
| 1957 | Claude Mason | 61 | 338 | 5.54 | 3 |
| 1958 | Percy Colon | 64 | 288 | 4.50 | 4 |
| 1959 | Terry Terrebonne | 103 | 407 | 3.95 | 1 |
| 1960 | Tommy Mason | 120 | 663 | 5.53 | 8 |
| 1961 | Gordon Rush | 42 | 191 | 4.55 | 1 |
| 1962 | Jerry Graves | 48 | 200 | 4.17 | 1 |
| 1963 | George Smith | 60 | 217 | 3.62 | 2 |
| 1964 | George Smith | 77 | 307 | 3.99 | 0 |
| 1965 | Carl Crowder | 90 | 301 | 3.34 | 0 |
| 1966 | Bobby Duhon | 151 | 748 | 4.95 | 8 |
| 1967 | Warren Bankston | 121 | 473 | 3.91 | 3 |
| 1968 | Warren Bankston | 102 | 473 | 4.64 | 4 |
| 1969 | Jimmy Batey | 59 | 320 | 5.42 | 3 |
| 1970 | David Abercrombie | 219 | 993 | 4.53 | 8 |
| 1971 | Ricky Hebert | 210 | 819 | 3.90 | 5 |
| 1972 | Doug Bynum | 108 | 507 | 4.69 | 0 |
| 1973 | Steve Foley | 124 | 601 | 4.85 | 6 |
| 1974 | Steve Treuting | 136 | 523 | 3.85 | 5 |
| 1975 | Don Lemon | 102 | 420 | 4.12 | 0 |
| 1976 | Bill Kramer | 121 | 467 | 3.86 | 3 |
| 1977 | Marvin Christian | 170 | 691 | 4.06 | 7 |
| 1978 | Marvin Christian | 185 | 879 | 4.75 | 2 |
| 1979 | Marvin Christian | 120 | 582 | 4.85 | 8 |
| 1980 | Marvin Lewis | 80 | 424 | 5.30 | 3 |
| 1981 | Marvin Lewis | 198 | 860 | 4.34 | 9 |
| 1982 | Kelvin Robinson | 70 | 334 | 4.77 | 5 |
| 1983 | Elton Veals | 99 | 471 | 4.76 | 1 |
| 1984 | Mike Jones | 129 | 573 | 4.44 | 4 |
| 1985 | Terrence Jones | 118 | 377 | 3.19 | 3 |
| 1986 | Rodney Hunter | 153 | 657 | 4.29 | 6 |
| 1987 | Melvin Adams | 83 | 421 | 5.07 | 3 |
| 1988 | Terrence Jones | 164 | 454 | 2.77 | 5 |
| 1989 | Stanley Barré | 118 | 418 | 3.54 | 2 |
| 1990 | Chance Miller | 190 | 805 | 4.24 | 4 |
| 1991 | Chance Miller | 163 | 580 | 3.56 | 3 |
| 1992 | Joey Perry | 98 | 429 | 4.38 | 4 |
| 1993 | Jerald Sowell | 79 | 403 | 5.10 | 1 |
| 1994 | Jerald Sowell | 156 | 609 | 3.90 | 3 |
| 1995 | Jamaican Darteaz | 150 | 544 | 3.63 | 10 |
| 1996 | Jerald Sowell | 154 | 595 | 3.86 | 4 |
| 1997 | Toney Converse | 137 | 777 | 5.67 | 2 |
| 1998 | Toney Converse | 156 | 871 | 5.58 | 7 |
| 1999 | Toney Converse | 89 | 366 | 4.11 | 4 |
| 2000 | Mewelde Moore | 174 | 890 | 5.11 | 2 |
| 2001 | Mewelde Moore | 262 | 1421 | 5.42 | 8 |
| 2002 | Mewelde Moore | 288 | 1138 | 3.95 | 6 |
| 2003 | Mewelde Moore | 185 | 915 | 4.95 | 5 |
| 2004 | Jovon Jackson | 125 | 624 | 4.99 | 5 |
| | Matt Forté | 140 | 624 | 4.46 | 4 |
| 2005 | Matt Forté | 169 | 655 | 3.90 | 4 |
| 2006 | Matt Forté | 163 | 859 | 5.27 | 8 |
| 2007 | Matt Forté | 361 | 2127 | 5.89 | 23 |
| 2008 | André Anderson | 174 | 864 | 4.97 | 7 |

TEAM RECORDS

Points Scored

| | | | |
|-------------|-----|----------------------------|----------|
| Game | 95 | vs. Southwestern Louisiana | 10/12/12 |
| Modern Game | 84 | vs. Mississippi College | 10/9/37 |
| Since 1990 | 72 | vs. Southwestern Louisiana | 10/31/98 |
| Season | 540 | (12 games) | 1998 |

Points-Per-Game Average

| | | | |
|--------|------|------------|------|
| Season | 45.0 | (12 games) | 1998 |
|--------|------|------------|------|

Fewest Points Scored

| | | | |
|--------|----|-----------------------------|-----------|
| Game | 0 | many times; last: vs. Texas | 9/28/2002 |
| Season | 43 | (10 games) | 1963 |

Touchdowns Scored

| | | | |
|-------------|----|----------------------------|----------|
| Game | 15 | vs. Southwestern Louisiana | 10/12/12 |
| Modern Game | 12 | vs. Mississippi College | 10/9/37 |
| Season | 73 | (12 games) | 1998 |

Field Goals Made

| | | | |
|--------|----|----------------|----------|
| Game | 5 | vs. Louisville | 10/11/97 |
| | 5 | vs. Rice | 9/10/94 |
| Season | 23 | (11 games) | 1997 |

Field Goals Attempted

| | | | |
|--------|----|------------|---------|
| Game | 7 | vs. Rice | 9/10/94 |
| Season | 33 | (11 games) | 2002 |

PAT Kicks Made

| | | | |
|--------|----|----------------------------|----------|
| Game | 10 | vs. Southwestern Louisiana | 10/31/98 |
| | 10 | vs. Centenary | 9/24/14 |
| Season | 73 | (12 games) | 1998 |

PAT Kicks Attempted

| | | | |
|--------|----|------------|------|
| Season | 73 | (12 games) | 1998 |
|--------|----|------------|------|

Most 2-Point PATs Made

| | | | |
|--------|---|---------------------------|------|
| Season | 6 | (10 attempts in 12 games) | 2002 |
|--------|---|---------------------------|------|

Most 2-Point PATs Attempted

| | | | |
|--------|----|----------------------|------|
| Season | 10 | (6 made in 12 games) | 2002 |
|--------|----|----------------------|------|



John "Bull" Andrews (ball carrier) and the 1937 Tulane team set the modern record for touchdowns in a game with 12 vs. Mississippi College.

INDIVIDUAL RECORDS

Points Scored

| | | | |
|--------|-----|-------------------------------------|---------|
| Game | 31 | Charles Flournoy vs. Louisiana Tech | 11/7/25 |
| | | (4 TD, 4 PAT, 1 FG) | |
| Season | 140 | Matt Forté (23 TD, 1 2-Point PAT) | 2007 |
| Career | 263 | Bill Banker (37 TD, 41 PAT) | 1927-29 |

Points Scored By A Kicker

| | | | |
|--------|-----|---|-----------|
| Game | 22 | Brad Palazzo vs. Louisville (5 FG, 7 PAT) | 10/11/97 |
| Season | 109 | Brad Palazzo (23 FG, 40 PAT) | 1997 |
| Career | 333 | Seth Marler (66 FC, 135 PAT) | 1999-2002 |

Touchdowns Scored

| | | | |
|--------|----|---------------------------------|----------|
| Game | 5 | Matt Forté vs. Rice | 11/17/07 |
| | 5 | Matt Forté vs. Southeastern la. | 9/22/07 |
| Season | 23 | Matt Forté | 2007 |
| Career | 44 | Matt Forté | 2004-07 |

Field Goals Made

| | | | |
|--------|----|-----------------------------|-----------|
| Game | 5 | Brad Palazzo vs. Louisville | 10/11/97 |
| | 5 | Bart Baldwin vs. Rice | 9/10/94 |
| Season | 23 | Brad Palazzo | 1997 |
| Career | 66 | Seth Marler | 1999-2002 |

Field Goals Attempted

| | | | |
|--------|----|-----------------------|-----------|
| Game | 7 | Bart Baldwin vs. Rice | 9/10/94 |
| Season | 28 | Brad Palazzo | 1997 |
| Career | 91 | Seth Marler | 1999-2002 |

Field Goal Percentage

| | | | |
|---------|------|-------------------------|---------|
| Season | 93.8 | Seth Marler (15-of-16) | 2001 |
| Career* | 72.7 | Brad Palazzo (48-of-66) | 1995-98 |

Longest Field Goal Made

| | | | |
|------|----|----------------------------|----------|
| Game | 54 | Ed Murray vs. Memphis | 10/28/78 |
| | 54 | Mark Olivari vs. Air Force | 11/8/75 |

Most PAT Kicks Made


| | | | |
|--------|-----|-----------------------------------|----------|
| Game | 10 | Brad Palazzo vs. Southwestern La. | 10/31/98 |
| Season | 68 | Brad Palazzo (68 attempts) | 1998 |
| Career | 146 | Brad Palazzo (148 attempts) | 1995-98 |

PAT Kicks Attempted

| | | | |
|--------|-----|-----------------------------------|----------|
| Game | 10 | Brad Palazzo vs. Southwestern La. | 10/31/98 |
| Season | 68 | Brad Palazzo (68 made) | 1998 |
| Career | 148 | Brad Palazzo (146 made) | 1995-98 |

PAT Conversion Percentage

| | | | |
|----------|-------|---------------------------|---------|
| Season* | 1.000 | Brad Palazzo (68-of-68) | 1998 |
| | 1.000 | Ed Murray (35-of-35) | 1979 |
| Career** | 98.6 | Brad Palazzo (146-of-148) | 1995-98 |



All-American Seth Marler is the Green Wave's career leader in points (333), field goals made (66), field goals attempted (91). He also holds the single-season field goal percentage mark (.937) after hitting 15-of-16 tries in 2001.

INDIVIDUAL RECORDS (cont.)

Consecutive PATs Made

| | | | |
|--------|----|--------------|--|
| Season | 68 | Brad Palazzo | 1998 |
| Career | 86 | Brad Palazzo | 1997-98 (last 18 of 1997, all 68 in 1998) |

2-Point Conversions

| | | | |
|--------|---|---------------|---------|
| Season | 3 | Adam Moorhead | 1995 |
| Career | 4 | Adam Moorhead | 1994-97 |

2-Point Conversions Attempted

| | | | |
|--------|----|-------------|---------|
| Season | 8 | J.P. Losman | 2002 |
| Career | 10 | J.P. Losman | 2000-03 |

2-Point Conversion Passes Completed

| | | | |
|--------|---|-------------------|---------|
| Season | 3 | J.P. Losman | 2002 |
| | 3 | Nickie Hall | 1980 |
| | 3 | Rusty Lachaussee | 1969 |
| | 3 | Wayne Francingues | 1968 |
| Career | 4 | J.P. Losman | 2000-03 |
| | 4 | Roch Hontas | 1976-79 |

CAREER LEADERS

Total Points

| Player | Seasons | TD | FG | PAT | Pts |
|---------------------|---------|----|----|-----|-----|
| 1. Seth Marler | 1999-02 | 0 | 66 | 135 | 333 |
| 2. Brad Palazzo | 1995-98 | 0 | 48 | 146 | 290 |
| 3. Matt Forté | 2004-07 | 44 | 0 | *1 | 266 |
| 4. Bill Banker | 1927-29 | 37 | 0 | 41 | 263 |
| 5. Mewelde Moore | 2000-03 | 36 | 0 | *2 | 220 |
| 6. Ed Murray | 1976-79 | 0 | 45 | 84 | 219 |
| 7. Roydell Williams | 2000-04 | 35 | 0 | *2 | 212 |
| 8. Tony Wood | 1981-84 | 0 | 42 | 74 | 200 |
| 9. Todd Wiggins | 1987-89 | 0 | 34 | 88 | 190 |
| JaJuan Dawson | 1996-99 | 31 | 0 | *2 | 190 |

*two-point conversions

Touchdowns Scored

| Player | Seasons | Rush | Rec | Misc | TD |
|----------------------|---------|------|-----|------|----|
| 1. Matt Forté | 2004-07 | 39 | 5 | -- | 44 |
| 2. Bill Banker | 1927-29 | 31 | -- | -- | 37 |
| 3. Mewelde Moore | 2000-03 | 21 | 15 | 0 | 36 |
| 4. Roydell Williams | 2000-04 | 0 | 35 | 0 | 35 |
| 5. Eddie Price | 1946-49 | 30 | 1 | 0 | 31 |
| JaJuan Dawson | 1996-99 | 0 | 31 | 0 | 31 |
| Jamaican Dartz | 1995-98 | 25 | 2 | 0 | 27 |
| 8. Marc Zeno | 1984-87 | 0 | 25 | 0 | 25 |
| Terrence Jones | 1985-88 | 24 | 1 | 0 | 25 |
| 10. Charles Flournoy | 1923-25 | 24 | 0 | 0 | 24 |
| Don Zimmerman | 1930-32 | 24 | 0 | 0 | 24 |
| Adrian Burnette | 1997-00 | 0 | 24 | 0 | 24 |
| Jerome McIntosh | 1986-89 | 1 | 23 | 0 | 24 |

Most Points Kicking

| Player | Seasons | FG | PAT | Pts |
|------------------|---------|----|-----|-----|
| 1. Seth Marler | 1999-02 | 66 | 135 | 333 |
| 2. Brad Palazzo | 1995-98 | 48 | 146 | 290 |
| 3. Ed Murray | 1976-79 | 45 | 84 | 219 |
| 4. Tony Wood | 1981-84 | 42 | 74 | 200 |
| 5. Todd Wiggins | 1987-89 | 34 | 88 | 190 |
| 6. Ross Thevenot | 2006- | 31 | 80 | 173 |
| 7. Lee Gibson | 1970-72 | 19 | 53 | 110 |
| 8. Gary Butler | 1990-92 | 19 | 48 | 105 |
| 9. Uwe Pontius | 1965-67 | 17 | 43 | 94 |
| 10. Bart Baldwin | 1993-94 | 21 | 28 | 91 |



Brad Palazzo holds Tulane single-season records for field goals (23) and PATs made (68), and stands as the Green Wave's career leader in field goal percentage (.986) and PATs converted (146).

Field Goals Made

| Player | Seasons | Pct. | Att | Made |
|------------------|---------|------|-----|------|
| 1. Seth Marler | 1999-02 | .725 | 91 | 66 |
| 2. Brad Palazzo | 1995-98 | .727 | 66 | 48 |
| 3. Ed Murray | 1976-79 | .616 | 73 | 45 |
| 4. Tony Wood | 1981-84 | .667 | 63 | 42 |
| 5. Todd Wiggins | 1987-89 | .540 | 63 | 34 |
| 6. Ross Thevenot | 2006- | .585 | 53 | 31 |
| 7. Bart Baldwin | 1993-94 | .568 | 37 | 21 |
| 8. Gary Butler | 1990-92 | .576 | 33 | 19 |
| Lee Gibson | 1970-72 | .559 | 34 | 19 |
| 10. Uwe Pontius | 1965-67 | .586 | 29 | 17 |

Field Goals Attempted

| Player | Seasons | Made | Pct | Att |
|-------------------|---------|------|------|-----|
| 1. Seth Marler | 1999-02 | 66 | .725 | 91 |
| 2. Ed Murray | 1976-79 | 45 | .616 | 73 |
| 3. Brad Palazzo | 1995-98 | 48 | .727 | 66 |
| 4. Todd Wiggins | 1987-89 | 34 | .540 | 63 |
| Tony Wood | 1981-84 | 42 | .667 | 63 |
| 6. Ross Thevenot | 2006- | 31 | .585 | 53 |
| 7. Bart Baldwin | 1993-94 | 21 | .568 | 37 |
| 8. David Falgoust | 1973-74 | 15 | .441 | 34 |
| Lee Gibson | 1970-72 | 19 | .559 | 34 |
| 10. Ross Thevenot | 2006- | 22 | .667 | 33 |
| Gary Butler | 1990-92 | 19 | .576 | 33 |

Field Goal Percentage (Minimum 10 Made)

| Player | Seasons | Made | Att | Pct |
|------------------|---------|------|-----|------|
| 1. Brad Palazzo | 1995-98 | 48 | 66 | .727 |
| 2. Seth Marler | 1999-02 | 66 | 91 | .725 |
| 3. Tony Wood | 1981-84 | 42 | 63 | .667 |
| Ross Thevenot | 2006- | 22 | 33 | .667 |
| 5. Ed Murray | 1976-79 | 45 | 73 | .616 |
| 6. Bart Bookatz | 1968-69 | 9 | 15 | .600 |
| 7. Vince Manalla | 1980-82 | 13 | 22 | .591 |
| 8. Uwe Pontius | 1965-67 | 17 | 29 | .586 |
| 9. Gary Butler | 1990-92 | 19 | 33 | .576 |
| 10. Bart Baldwin | 1993-94 | 21 | 37 | .568 |

PATs Made

| Player | Seasons | Pct | Att | Made |
|--------------------|---------|------|-----|------|
| 1. Brad Palazzo | 1995-98 | .986 | 148 | 146 |
| 2. Seth Marler | 1999-02 | .944 | 143 | 135 |
| 3. Todd Wiggins | 1987-89 | .907 | 97 | 88 |
| 4. Ed Murray | 1976-79 | .977 | 86 | 84 |
| 5. Ross Thevenot | 2006- | .930 | 86 | 80 |
| 6. Tony Wood | 1981-84 | .974 | 76 | 74 |
| 7. Lee Gibson | 1970-72 | .930 | 57 | 53 |
| 8. Gary Butler | 1990-92 | .941 | 51 | 48 |
| 9. David Falgoust | 1973-74 | .957 | 46 | 44 |
| 10. Barrett Pepper | 2003-06 | .915 | 47 | 43 |
| Uwe Pontius | 1965-67 | .896 | 48 | 43 |

PATs Attempted

| Player | Seasons | Made | Pct | Att |
|--------------------|---------|------|------|-----|
| 1. Brad Palazzo | 1995-98 | 146 | .986 | 148 |
| 2. Seth Marler | 1999-02 | 135 | .944 | 143 |
| 3. Todd Wiggins | 1987-89 | 88 | .907 | 97 |
| 4. Ross Thevenot | 2006- | 80 | .930 | 86 |
| Ed Murray | 1976-79 | 84 | .977 | 86 |
| 6. Tony Wood | 1981-84 | 74 | .974 | 76 |
| 7. Lee Gibson | 1970-72 | 53 | .930 | 57 |
| 8. Gary Butler | 1990-92 | 48 | .941 | 51 |
| 9. Uwe Pontius | 1965-67 | 43 | .896 | 48 |
| 10. Barrett Pepper | 2003-06 | 43 | .915 | 47 |

PAT Percentage (Minimum 24 Made)

| Player | Seasons | Made | Att | Pct |
|-------------------|---------|------|-----|-------|
| 1. Bart Baldwin | 1993-94 | 28 | 28 | 1.000 |
| 2. Brad Palazzo | 1995-98 | 146 | 148 | .986 |
| 3. Ed Murray | 1976-79 | 84 | 86 | .977 |
| 4. Tony Wood | 1981-84 | 74 | 76 | .974 |
| 5. Nick Buecher | 2004 | 33 | 34 | .971 |
| 6. David Falgoust | 1973-74 | 44 | 46 | .957 |
| 7. Seth Marler | 1999-02 | 135 | 143 | .944 |
| 8. Gary Butler | 1990-92 | 48 | 51 | .941 |
| 9. Lee Gibson | 1970-72 | 53 | 57 | .930 |
| 10. Ross Thevenot | 2006- | 80 | 86 | .930 |

SINGLE-SEASON LEADERS

Total Points

| Player | Year | TD | FG | PAT | Pts |
|---------------------|------|-----|-----|-----|-----|
| 1. Matt Forté | 2007 | 23 | -- | *1 | 140 |
| 2. Bill Banker | 1928 | --- | --- | --- | 128 |
| Charles Flournoy | 1925 | 19 | 1 | 11 | 128 |
| 4. Brad Palazzo | 1997 | 0 | 23 | 40 | 109 |
| 5. Bill Banker | 1929 | --- | --- | --- | 99 |
| 6. Mewelde Moore | 2001 | 15 | 0 | 0 | 90 |
| 7. Seth Marler | 2002 | 0 | 20 | 29 | 89 |
| Brad Palazzo | 1998 | 0 | 7 | 68 | 89 |
| 9. Seth Marler | 2000 | 0 | 16 | 37 | 85 |
| 10. Adrian Burnette | 2000 | 14 | 0 | 0 | 84 |
| Seth Marler | 2001 | 0 | 15 | 39 | 84 |

*two-point conversions

Touchdowns Scored

| Player | Year | Rush | Rec | Ret | Total |
|----------------------|------|------|-----|-----|-------|
| 1. Matt Forté | 2007 | 23 | 0 | 0 | 23 |
| 2. Charles Flournoy | 1925 | --- | --- | --- | 19 |
| 3. Mewelde Moore | 2001 | 8 | 7 | 0 | 15 |
| 4. Adrian Burnette | 2000 | 0 | 14 | 0 | 14 |
| 5. Mark Zeno | 1987 | 0 | 13 | 0 | 13 |
| Tommy Mason | 1960 | 7 | 4 | 2 | 13 |
| 7. Roydell Williams | 2004 | 0 | 12 | 0 | 12 |
| JaJuan Dawson | 1998 | 0 | 12 | 0 | 12 |
| P.J. Franklin | 1998 | 1 | 11 | 0 | 12 |
| 10. Roydell Williams | 2001 | 0 | 11 | 0 | 11 |
| Marvin Allen | 1987 | 10 | 1 | 0 | 11 |

Most Points Kicking

| Player | Year | FG | PAT | Pts |
|------------------|------|----|-----|-----|
| 1. Brad Palazzo | 1997 | 23 | 40 | 109 |
| 2. Seth Marler | 2002 | 20 | 29 | 89 |
| Brad Palazzo | 1998 | 7 | 68 | 89 |
| 4. Seth Marler | 2000 | 16 | 37 | 85 |
| 5. Seth Marler | 2001 | 15 | 39 | 84 |
| 6. Seth Marler | 1999 | 15 | 30 | 75 |
| 7. Ross Thevenot | 2007 | 13 | 34 | 73 |
| 8. Dan Guirl | 1986 | 14 | 29 | 71 |
| 9. Ed Murray | 1979 | 11 | 35 | 68 |
| 10. Todd Wiggins | 1989 | 14 | 25 | 67 |

Field Goals Made

| Player | Year | Pct. | Att | Made |
|-------------------|------|------|-----|------|
| 1. Brad Palazzo | 1997 | .821 | 28 | 23 |
| 2. Seth Marler | 2002 | .606 | 33 | 20 |
| Seth Marler | 2000 | .762 | 21 | 16 |
| 4. Wayne Clements | 1985 | .750 | 20 | 15 |
| Seth Marler | 1999 | .714 | 21 | 15 |
| Seth Marler | 2001 | .938 | 16 | 15 |
| 7. Todd Wiggins | 1989 | .583 | 24 | 14 |
| Dan Guirl | 1986 | .636 | 22 | 14 |
| Tony Wood | 1983 | .700 | 20 | 14 |
| 10. Ross Thevenot | 2007 | .722 | 18 | 13 |
| Tony Wood | 1984 | .765 | 17 | 13 |

Field Goals Attempted

| Player | Year | Made | Pct | Att |
|------------------|------|------|------|-----|
| 1. Seth Marler | 2002 | 20 | .606 | 33 |
| 2. Brad Palazzo | 1997 | 23 | .821 | 28 |
| 3. Todd Wiggins | 1989 | 14 | .583 | 24 |
| 4. Dan Guirl | 1986 | 14 | .636 | 22 |
| Ed Murray | 1977 | 12 | .545 | 22 |
| 6. Seth Marler | 1999 | 15 | .714 | 21 |
| Seth Marler | 2000 | 16 | .762 | 21 |
| 8. Ross Thevenot | 2008 | 9 | .450 | 20 |
| Bart Baldwin | 1994 | 12 | .600 | 20 |
| Todd Wiggins | 1988 | 10 | .500 | 20 |
| Wayne Clements | 1985 | 15 | .750 | 20 |
| Tony Wood | 1983 | 14 | .700 | 20 |

Field Goal Percentage (Minimum 7 Attempted)

| Player | Year | Made | Att | Pct |
|-------------------|------|------|-----|------|
| 1. Seth Marler | 2001 | 15 | 16 | .937 |
| 2. Brad Palazzo | 1997 | 23 | 28 | .821 |
| 3. Brad Palazzo | 1996 | 12 | 15 | .800 |
| 4. Tony Wood | 1984 | 13 | 17 | .765 |
| 5. Seth Marler | 2000 | 16 | 21 | .762 |
| 6. Wayne Clements | 1985 | 15 | 20 | .750 |
| Brad Palazzo | 1995 | 6 | 8 | .750 |
| Lee Gibson | 1970 | 6 | 8 | .750 |
| 9. Ross Thevenot | 2007 | 13 | 18 | .722 |
| 10. Seth Marler | 1999 | 15 | 21 | .714 |
| Gary Butler | 1992 | 5 | 7 | .714 |



Ed Murray tied a Tulane record with a 54-yard field goal against Memphis on Oct. 28, 1978. Murray graduated as the Green Wave's career leader in nearly every kicking category and still ranks fifth on the all-time scoring list.

PATs Made

| | Player | Year | Pct | Att | Made |
|-----|----------------|------|-------|-----|------|
| 1. | Brad Palazzo | 1998 | 1.000 | 68 | 68 |
| 2. | Barrett Pepper | 2003 | .930 | 43 | 40 |
| | Brad Palazzo | 1997 | .976 | 41 | 40 |
| 4. | Seth Marler | 2001 | .975 | 40 | 39 |
| 5. | Seth Marler | 2000 | .949 | 39 | 37 |
| 6. | Todd Wiggins | 1987 | .878 | 41 | 36 |
| 7. | Ed Murray | 1979 | 1.000 | 35 | 35 |
| 8. | Ross Thevenot | 2007 | 1.000 | 34 | 34 |
| 9. | Nick Buecher | 2004 | .971 | 34 | 33 |
| 10. | Seth Marler | 1999 | .968 | 31 | 30 |

PATs Attempted

| | Player | Year | Made | Pct | Att |
|-----|----------------|------|------|-------|-----|
| 1. | Brad Palazzo | 1998 | 68 | 1.000 | 68 |
| 2. | Barrett Pepper | 2003 | 40 | .930 | 43 |
| 3. | Brad Palazzo | 1997 | 40 | .976 | 41 |
| | Todd Wiggins | 1987 | 36 | .878 | 41 |
| 5. | Seth Marler | 2001 | 39 | .975 | 40 |
| 6. | Seth Marler | 2000 | 37 | .949 | 39 |
| 7. | Ed Murray | 1979 | 35 | 1.000 | 35 |
| 8. | Ross Thevenot | 2007 | 34 | 1.000 | 34 |
| | Nick Beucher | 2004 | 33 | .971 | 34 |
| 10. | Seth Marler | 2002 | 29 | .879 | 33 |

PAT Percentage (Min. 15 Made)

| | Player | Year | Made | Att | Pct |
|----|----------------|------|------|-----|-------|
| 1. | Brad Palazzo | 1998 | 68 | 68 | 1.000 |
| | Ed Murray | 1979 | 35 | 35 | 1.000 |
| | Ross Thevenot | 2007 | 34 | 34 | 1.000 |
| | Dan Guirl | 1986 | 29 | 29 | 1.000 |
| | Tony Wood | 1982 | 22 | 22 | 1.000 |
| | Brad Palazzo | 1996 | 21 | 21 | 1.000 |
| | Ed Murray | 1978 | 21 | 21 | 1.000 |
| | Tony Wood | 1983 | 18 | 18 | 1.000 |
| | Lee Gibson | 1970 | 18 | 18 | 1.000 |
| | Bart Baldwin | 1993 | 17 | 17 | 1.000 |
| | Ed Murray | 1976 | 17 | 17 | 1.000 |
| | Gary Butler | 1991 | 15 | 15 | 1.000 |
| | Wayne Clements | 1985 | 15 | 15 | 1.000 |

LONGEST FIELD GOALS

| | | | |
|-----|----|--|----------|
| 1. | 54 | Mark Olivari vs. Air Force..... | 11/8/75 |
| | 54 | Ed Murray vs. Memphis..... | 10/28/78 |
| 3. | 53 | Don Bright vs. Duke..... | 11/28/64 |
| | 53 | Tony Wood vs. Vanderbilt..... | 10/2/82 |
| | 53 | Tony Wood vs. Kentucky..... | 9/22/84 |
| | 53 | Seth Marler vs. East Carolina..... | 9/8/01 |
| | 53 | Nick Beucher vs. UAB..... | 10/23/04 |
| 8. | 52 | Carl Woodward vs. Saint Louis..... | 11/1/13 |
| | 52 | Mark Olivari vs. Air Force..... | 11/8/75 |
| | 52 | Tony Wood vs. Rice..... | 9/18/82 |
| | 52 | Wayne Clements vs. Florida State..... | 8/31/85 |
| | 52 | Brad Palazzo vs. East Carolina..... | 10/18/97 |
| 13. | 51 | Ed Murray vs. Cincinnati..... | 10/15/77 |
| | 51 | Seth Marler vs. UAB..... | 11/20/99 |
| | 51 | Seth Marler vs. Southern Miss..... | 11/23/02 |
| 16. | 50 | Ross Thevenot vs. UAB..... | 11/15/08 |
| | 50 | Brad Palazzo vs. Southwestern Louisiana..... | 11/1/97 |
| | 50 | Seth Marler vs. Cincinnati..... | 10/12/02 |
| 19. | 49 | Ed Murray vs. Pittsburgh..... | 9/16/78 |
| | 49 | Bart Baldwin vs. Alabama..... | 9/24/94 |

YEAR-BY-YEAR LEADERS

| Year | Player | TD | PAT | 2Pt | FG | Pts |
|------|-------------------|----|-----|-----|----|-----|
| 1938 | Warren Brunner | 7 | 1 | 0 | 0 | 43 |
| 1939 | Bobby Kellogg | 8 | 7 | 0 | 0 | 55 |
| 1940 | Harry Hays | 5 | 0 | 0 | 0 | 30 |
| 1941 | Bobby Glass | 8 | 3 | 0 | 0 | 51 |
| 1942 | Lou Thomas | 4 | 8 | 0 | 2 | 38 |
| 1943 | Dub Jones | 4 | 7 | 0 | 0 | 31 |
| 1944 | Dub Jones | 5 | 13 | 0 | 1 | 46 |
| 1945 | Richard Hoot | 5 | 0 | 0 | 0 | 30 |
| 1946 | Ed Heider | 4 | 13 | 0 | 0 | 37 |
| 1947 | Eddie Price | 5 | 0 | 0 | 0 | 30 |
| 1948 | Eddie Price | 10 | 0 | 0 | 0 | 60 |
| 1949 | Eddie Price | 11 | 0 | 0 | 0 | 66 |
| 1950 | George Kinek | 9 | 0 | 0 | 0 | 54 |
| 1951 | Roy Bailey | 5 | 0 | 0 | 0 | 30 |
| 1952 | Peter Clement | 2 | 16 | 0 | 2 | 34 |
| | Max McGee | 5 | 4 | 0 | 0 | 34 |
| 1953 | Max McGee | 4 | 0 | 0 | 0 | 24 |
| 1954 | Robby Saia | 2 | 0 | 0 | 0 | 12 |
| 1955 | Ronny Quillian | 10 | 0 | 0 | 0 | 60 |
| 1956 | Ronny Quillian | 6 | 0 | 0 | 0 | 36 |
| 1957 | Gene Newton | 4 | 4 | 0 | 0 | 28 |
| 1958 | Richie Petitbon | 5 | 0 | 0 | 0 | 30 |
| 1959 | Pete Abadie | 3 | 0 | 0 | 0 | 18 |
| | Tommy Mason | 3 | 0 | 0 | 0 | 18 |
| 1960 | Tommy Mason | 13 | 0 | 0 | 0 | 78 |
| 1961 | Charles Connell | 0 | 5 | 0 | 1 | 8 |
| 1962 | Gordon Rush | 4 | 0 | 1 | 2 | 32 |
| 1963 | Don Bright | 0 | 4 | 0 | 3 | 13 |
| 1964 | Carl Crowder | 3 | 0 | 0 | 0 | 18 |
| 1965 | Uwe Pontius | 0 | 8 | 0 | 3 | 17 |
| 1966 | Bobby Duhon | 8 | 0 | 0 | 0 | 48 |
| 1967 | Uwe Pontius | 0 | 17 | 0 | 7 | 38 |
| 1968 | Wayne Francingues | 7 | 0 | 1 | 0 | 44 |
| 1969 | Bart Bookatz | 0 | 12 | 0 | 4 | 24 |
| 1970 | David Abercrombie | 8 | 0 | 0 | 0 | 48 |
| 1971 | Ricky Hebert | 5 | 0 | 1 | 0 | 32 |
| 1972 | Lee Gibson | 0 | 21 | 0 | 9 | 48 |
| 1973 | David Falgoust | 0 | 25 | 0 | 8 | 49 |
| 1974 | David Falgoust | 0 | 19 | 0 | 7 | 40 |
| 1975 | David Walters | 0 | 9 | 0 | 5 | 24 |
| 1976 | Ed Murray | 0 | 17 | 0 | 10 | 47 |
| 1977 | Marvin Christian | 8 | 0 | 0 | 0 | 48 |
| 1978 | Ed Murray | 0 | 21 | 0 | 12 | 57 |
| 1979 | Ed Murray | 0 | 35 | 0 | 11 | 68 |
| 1980 | Robert Griffin | 10 | 0 | 1 | 0 | 62 |
| 1981 | Marvin Lewis | 10 | 0 | 0 | 0 | 60 |
| 1982 | Tony Wood | 0 | 22 | 0 | 11 | 55 |
| 1983 | Tony Wood | 0 | 18 | 0 | 14 | 60 |
| 1984 | Tony Wood | 0 | 18 | 0 | 13 | 57 |
| 1985 | Wayne Clements | 0 | 15 | 0 | 15 | 60 |
| 1986 | Dan Guirl | 0 | 29 | 0 | 14 | 71 |
| 1987 | Marc Zeno | 13 | 0 | 2 | 0 | 82 |
| 1988 | Todd Wiggins | 0 | 27 | 0 | 10 | 57 |
| 1989 | Todd Wiggins | 0 | 25 | 0 | 14 | 67 |
| 1990 | Melvin Ferdinand | 8 | 0 | 0 | 0 | 48 |
| 1991 | Wil Ursin | 9 | 0 | 0 | 0 | 54 |
| 1992 | Joey Perry | 5 | 0 | 0 | 0 | 30 |
| 1993 | Bart Baldwin | 0 | 17 | 0 | 9 | 44 |
| 1994 | Bart Baldwin | 0 | 11 | 0 | 12 | 47 |
| 1995 | Jamaican Dartz | 10 | 0 | 0 | 0 | 60 |
| 1996 | Brad Palazzo | 0 | 21 | 0 | 12 | 57 |
| 1997 | Brad Palazzo | 0 | 40 | 0 | 23 | 109 |
| 1998 | Brad Palazzo | 0 | 68 | 0 | 7 | 89 |
| 1999 | Seth Marler | 0 | 30 | 0 | 15 | 75 |
| 2000 | Seth Marler | 0 | 37 | 0 | 16 | 85 |
| 2001 | Mewelde Moore | 15 | 0 | 0 | 0 | 90 |
| 2002 | Seth Marler | 0 | 29 | 0 | 20 | 89 |
| 2003 | Roydell Williams | 9 | 0 | 0 | 0 | 54 |
| | Mewelde Moore | 9 | 0 | 0 | 0 | 54 |
| 2004 | Roydell Williams | 12 | 0 | 0 | 0 | 72 |
| 2005 | Jacob Hartgroves | 0 | 28 | 0 | 4 | 40 |
| 2006 | Matt Forté | 10 | 0 | 0 | 0 | 60 |
| 2007 | Matt Forté | 23 | 0 | 1 | 0 | 140 |
| 2008 | Ross Thevenot | 0 | 23 | 0 | 9 | 50 |

TEAM SINGLE-GAME SCORING MARKS (ALL GAMES)

Tulane Scoring Highs

| | Pts | Opponent (Score) | Date |
|-----|-----|-------------------------|----------|
| 1. | 95 | SW Louisiana (0) | 10/12/12 |
| 2. | 84 | Mississippi College (0) | 10/9/37 |
| | 84 | SW Louisiana (0) | 9/27/30 |
| 4. | 82 | Centenary (0) | 10/24/14 |
| 5. | 79 | SW Louisiana (0) | 10/2/20 |
| 6. | 77 | Louisiana College (0) | 9/26/25 |
| 7. | 74 | SW Louisiana (0) | 11/28/18 |
| 8. | 73 | SW Louisiana (0) | 10/11/19 |
| 9. | 72 | SW Louisiana (20) | 10/31/98 |
| 10. | 65 | Northwestern State (0) | 9/29/28 |

Opponent Scoring Highs

| | Pts | Opponent (TU Score) | Date |
|----|-----|------------------------|----------|
| 1. | 73 | Florida State (14) | 10/31/87 |
| 2. | 70 | Florida State (7) | 11/14/92 |
| | 70 | BYU (35) | 8/25/01 |
| 4. | 66 | Mississippi State (22) | 10/22/94 |
| 5. | 63 | Texas (18) | 9/27/03 |
| | 63 | Florida (21) | 9/15/84 |
| | 63 | Virginia (47) | 11/26/68 |
| 8. | 62 | Memphis (20) | 10/31/92 |
| | 62 | Alabama (0) | 10/12/91 |
| | 62 | LSU (0) | 11/20/65 |
| | 62 | LSU (0) | 11/25/61 |
| | 62 | LSU (0) | 11/22/58 |

Largest Tulane Winning Margins

| | Margin | Score | Opponent | Date |
|-----|--------|-------|------------------|----------|
| 1. | +95 | 95-0 | SW Louisiana | 10/12/12 |
| 2. | +84 | 84-0 | Miss. College | 10/9/37 |
| | +84 | 84-0 | SW Louisiana | 9/27/30 |
| 4. | +82 | 82-0 | Centenary | 10/24/14 |
| 5. | +79 | 79-0 | SW Louisiana | 10/2/20 |
| 6. | +77 | 77-0 | La. College | 9/26/25 |
| 7. | +74 | 74-0 | SW Louisiana | 11/28/18 |
| 8. | +73 | 73-0 | SW Louisiana | 10/11/19 |
| 9. | +65 | 65-0 | Northwestern St. | 9/29/28 |
| 10. | +64 | 64-0 | La. College | 10/7/50 |

Largest Tulane Losing Margins

| | Margin | Score | Opponent | Date |
|-----|--------|-------|-------------------|----------|
| 1. | -63 | 7-70 | Florida State | 11/14/92 |
| 2. | -62 | 0-62 | Alabama | 10/12/91 |
| | -62 | 0-62 | LSU | 11/20/65 |
| | -62 | 0-62 | LSU | 11/25/61 |
| | -62 | 0-62 | LSU | 11/22/58 |
| 6. | -61 | 0-61 | Georgetown | 12/9/16 |
| | -61 | 0-61 | Mississippi State | 11/14/14 |
| 8. | -59 | 14-73 | Florida State | 10/31/87 |
| 9. | -58 | 0-58 | Alabama | 10/31/14 |
| 10. | -55 | 3-58 | Georgia | 11/2/85 |



Under the field direction of quarterback Shaun King, the 1997 Green Wave set a school record for margin of victory in a Conference USA game with a 34-point win at Houston on Nov. 22.

TEAM SINGLE-GAME SCORING MARKS (CONFERENCE USA GAME)

Tulane Scoring Highs

| | Pts | Opponent (Score) | Date |
|----|-----|--------------------|----------|
| 1. | 64 | at Louisville (33) | 10/11/97 |
| 2. | 59 | UAB (55) - OT | 10/23/04 |
| 3. | 52 | at Cincinnati (34) | 9/5/98 |
| 4. | 50 | at Army (33) | 9/20/03 |
| 5. | 49 | at Army (35) | 11/14/98 |
| 6. | 48 | TCU (22) | 10/13/01 |
| | 48 | Army (28) | 9/18/99 |
| | 48 | Houston (20) | 11/21/98 |
| 9. | 45 | at Rice (31) | 11/17/07 |
| | 45 | Army (31) | 11/13/04 |

Opponent Scoring Highs

| | Pts | Opponent (TU Score) | Date |
|----|-----|----------------------|----------|
| 1. | 59 | at Southern Miss (6) | 11/17/01 |
| 2. | 56 | at Tulsa (7) | 11/22/08 |
| | 56 | Southern Miss (24) | 10/14/00 |
| 4. | 55 | Louisville (7) | 12/4/04 |
| | 55 | UAB (59) | 10/23/04 |
| 6. | 52 | at East Carolina (7) | 10/23/99 |
| | 52 | Louisville (7) | 11/3/01 |
| 8. | 51 | East Carolina (24) | 9/8/01 |
| 9. | 49 | Tulsa (25) | 11/3/07 |
| | 49 | Memphis (24) | 10/16/04 |
| | 49 | Memphis (7) | 10/30/99 |

Largest Tulane Winning Margins

| | Margin | Score | Opponent | Date |
|----|--------|-------|---------------|----------|
| 1. | +34 | 44-10 | at Houston | 11/22/97 |
| 2. | +31 | 64-33 | at Louisville | 10/11/97 |
| 3. | +28 | 48-20 | Houston | 11/21/98 |
| 4. | +26 | 48-22 | TCU | 10/13/01 |
| 5. | +23 | 37-14 | Memphis | 11/18/00 |
| 6. | +21 | 31-10 | Southern Miss | 11/23/02 |
| | +21 | 35-14 | UAB | 10/19/02 |
| | +21 | 34-13 | at Houston | 9/7/02 |
| 9. | +20 | 48-28 | Army | 9/18/99 |
| | +20 | 34-14 | at Cincinnati | 8/30/96 |

Largest Tulane Losing Margins

| | Margin | Score | Opponent | Date |
|-----|--------|-------|------------------|----------|
| 1. | -53 | 6-59 | at Southern Miss | 11/17/01 |
| 2. | -49 | 7-56 | at Tulsa | 11/22/08 |
| 3. | -48 | 7-55 | Louisville | 12/4/04 |
| 4. | -45 | 7-52 | at East Carolina | 10/23/99 |
| | -45 | 7-52 | Louisville | 11/3/01 |
| 6. | -42 | 7-49 | Memphis | 10/30/99 |
| 7. | -34 | 14-48 | at Southern Miss | 9/6/99 |
| 8. | -32 | 9-41 | Memphis | 10/25/03 |
| | -32 | 24-56 | Southern Miss | 10/14/00 |
| 9. | -28 | 10-38 | at Memphis | 9/21/02 |
| 10. | -27 | 24-51 | East Carolina | 9/8/01 |



TEAM RECORDS

Most Plays

| | | | |
|--------|-----|---------------------------------------|---------|
| Game | 101 | vs. Auburn (89 rushes/12 passes)..... | 11/9/29 |
| Season | 935 | (12 games)..... | 1989 |

Net Yards Gained

| | | | |
|--------|------|------------------------------|---------|
| Game | 722 | vs. Mississippi College..... | 10/9/37 |
| Season | 5578 | (11 games)..... | 1998 |

Yards-Per-Play Average

| | | | |
|--------|------|------------------------------|------|
| Season | 6.84 | 5578 yards in 816 plays..... | 1998 |
|--------|------|------------------------------|------|

Yards-Per-Game Average

| | | | |
|--------|-------|-------------------------|------|
| Season | 507.1 | (5578 in 11 games)..... | 1998 |
|--------|-------|-------------------------|------|

Total Touchdowns (Rushing & Receiving)

| | | | |
|--------|----|--|------|
| Season | 64 | 26 rushing/38 passing in 11 games..... | 1998 |
|--------|----|--|------|

Total First Downs

| | | | |
|--------|-----|-----------------------------|----------|
| Game | 35 | vs. Army..... | 10/28/06 |
| | 35 | vs. Northwestern State..... | 9/29/28 |
| Season | 294 | (11 games)..... | 1998 |

First Downs Rushing

| | | | |
|--------|-----|-----------------------------|---------|
| Game | 32 | vs. Northwestern State..... | 9/29/28 |
| Season | 176 | (11 games)..... | 1931 |

First Downs Passing

| | | | |
|--------|-----|-----------------|----------|
| Game | 25 | vs. Army..... | 10/28/06 |
| Season | 166 | (11 games)..... | 2000 |

First Downs By Penalty

| | | | |
|--------|----|------------------|------------------|
| Game | 9 | vs. Baylor..... | 10/30/82 |
| Season | 24 | three times..... | 1987, 1984, 2000 |



The 1928 Green Wave set a pair of team records on Sept. 29 against Northwestern State, posting 35 total first downs and 32 rushing first downs.

TEAM SEASON HIGHS

Plays

| | | |
|----|-------------|------------|
| 1. | 935 in 1989 | (12 games) |
| 2. | 926 in 2001 | (12 games) |
| 3. | 913 in 2002 | (13 games) |
| 4. | 912 in 1999 | (11 games) |
| 5. | 897 in 2000 | (11 games) |
| 6. | 849 in 2007 | (12 games) |
| | 832 in 1993 | (11 games) |
| 8. | 830 in 2003 | (12 games) |
| 9. | 825 in 1987 | (11 games) |
| | 825 in 1979 | (11 games) |

First Downs

| | | |
|-----|-------------|------------|
| 1. | 294 in 1998 | (11 games) |
| 2. | 274 in 2000 | (11 games) |
| 3. | 268 in 2001 | (12 games) |
| 4. | 266 in 1989 | (12 games) |
| 5. | 261 in 2003 | (12 games) |
| 6. | 257 in 1987 | (11 games) |
| 7. | 249 in 1999 | (11 games) |
| | 249 in 1986 | (11 games) |
| 9. | 247 in 2002 | (13 games) |
| 10. | 242 in 1979 | (11 games) |

Total Offense Yards

| | | |
|-----|--------------|------------|
| 1. | 5578 in 1998 | (11 games) |
| 2. | 5100 in 2001 | (12 games) |
| 3. | 4989 in 2000 | (11 games) |
| 4. | 4751 in 2007 | (12 games) |
| 5. | 4682 in 2003 | (12 games) |
| 6. | 4626 in 1999 | (11 games) |
| 7. | 4610 in 1997 | (11 games) |
| 8. | 4588 in 1987 | (11 games) |
| 9. | 4438 in 1986 | (11 games) |
| 10. | 4325 in 1989 | (12 games) |

Passing First Downs

| | | |
|-----|-------------|------------|
| 1. | 166 in 2000 | (11 games) |
| 2. | 162 in 2001 | (12 games) |
| 3. | 161 in 1999 | (11 games) |
| 4. | 140 in 2003 | (12 games) |
| 5. | 138 in 1998 | (11 games) |
| 6. | 133 in 2006 | (12 games) |
| 7. | 131 in 2002 | (13 games) |
| 8. | 130 in 1989 | (12 games) |
| 9. | 124 in 1985 | (11 games) |
| 10. | 120 in 2008 | (12 games) |

Total Offense/Game

| | | |
|-----|---------------|------------|
| 1. | 507.1 in 1998 | (11 games) |
| 2. | 453.5 in 2000 | (11 games) |
| 3. | 425.0 in 2001 | (12 games) |
| 4. | 420.5 in 1999 | (11 games) |
| 5. | 419.1 in 1997 | (11 games) |
| 6. | 417.1 in 1987 | (11 games) |
| 7. | 403.5 in 1986 | (11 games) |
| 8. | 395.9 in 2007 | (12 games) |
| 9. | 390.2 in 2003 | (13 games) |
| 10. | 388.5 in 1979 | (11 games) |

Rushing First Downs

| | | |
|-----|-------------|------------|
| 1. | 176 in 1931 | (11 games) |
| 2. | 139 in 1998 | (11 games) |
| 3. | 120 in 2007 | (12 games) |
| 4. | 119 in 1966 | (10 games) |
| 5. | 118 in 1989 | (12 games) |
| 6. | 117 in 1986 | (11 games) |
| 7. | 116 in 1987 | (11 games) |
| 8. | 113 in 1990 | (11 games) |
| | 113 in 1972 | (11 games) |
| 10. | 109 in 1955 | (10 games) |

500-YARD TOTAL OFFENSE GAMES

| | Yds | Opponent | Date | Rush-Pass-Plays |
|-----|-----|---------------------|----------|-----------------|
| 1. | 722 | Mississippi College | 10/9/37 | 638-84-NA |
| 2. | 706 | SW Louisiana | 10/31/98 | 246-460-84 |
| 3. | 633 | Louisiana Tech | 11/26/98 | 303-330-70 |
| 4. | 593 | Army | 11/13/04 | 243-350-80 |
| 5. | 586 | Army | 10/28/06 | 177-409-73 |
| 6. | 584 | UL-Lafayette | 10/16/99 | 188-396-89 |
| 7. | 581 | Army | 11/14/98 | 249-332-78 |
| 8. | 579 | Navy | 11/10/01 | 137-442-76 |
| 9. | 571 | Army | 9/18/99 | 124-447-80 |
| 10. | 569 | Louisville | 10/11/97 | 311-258-85 |
| 11. | 568 | Cincinnati | 9/5/98 | 290-278-83 |
| 12. | 564 | TCU | 9/13/86 | 176-388-94 |
| 13. | 556 | Army | 10/4/97 | 248-308-74 |
| 14. | 548 | UL-Lafayette | 10/7/00 | 138-410-80 |
| 15. | 543 | SW Louisiana | 11/14/87 | 190-353-90 |
| 16. | 539 | SMU | 9/11/99 | 135-404-94 |
| 17. | 538 | Navy | 11/6/04 | 215-323-62 |
| 18. | 535 | Cincinnati | 10/6/01 | 282-253-87 |
| 19. | 533 | Clemson | 11/18/44 | 504-29-NA |
| | 533 | Auburn | 10/25/47 | 431-102-NA |
| 21. | 531 | Houston | 11/6/99 | 103-428-97 |
| | 531 | VMI | 9/29/73 | 407-12-NA |
| 23. | 525 | UAB | 10/23/04 | 108-417-75 |
| 24. | 522 | Mississippi | 11/10/79 | 291-231-NA |
| 25. | 521 | SMU | 10/20/07 | 361-160-74 |
| | 521 | Vanderbilt | 11/18/89 | 134-387-81 |
| 27. | 519 | Army | 10/27/01 | 135-384-85 |
| 28. | 518 | Navy | 11/11/50 | NA |
| 29. | 515 | Vanderbilt | 10/11/80 | 258-257-NA |
| 30. | 514 | The Citadel | 9/19/53 | 432-82-NA |
| 31. | 511 | Cincinnati | 10/27/90 | 263-248-66 |
| 32. | 510 | Rutgers | 10/24/98 | 190-320-74 |
| 33. | 508 | BYU | 8/25/01 | 219-289-92 |
| 34. | 507 | Louisville | 9/5/87 | 312-195-70 |
| 35. | 505 | Navy | 11/11/00 | 125-380-70 |
| 36. | 504 | UAB | 10/13/07 | 240-264-64 |



INDIVIDUAL RECORDS

Most Plays

| | | |
|--------|------|--|
| Game | 66 | Patrick Ramsey vs. Mississippi 10/9/99 (7 rushes/59 passes) |
| Season | 577 | Patrick Ramsey (64 rushes/513 passes)..... 1999 |
| Career | 1620 | Terrence Jones (578 rushes/1042 passes) . 1985-88 |

Net Yards Gained

| | | |
|--------|------|---|
| Game | 484 | Terrence Jones vs. TCU (96 rush/388 pass) 9/13/86 |
| Season | 3764 | Shaun King (532 rush/3232 pass)..... 1998 |
| Career | 9468 | Shaun King (1049 rush/8419 pass)..... 1995-98 |

Net Yards Gained By Class

| | | |
|-----------|------|---|
| Freshman | 1081 | Terrence Jones (377 rush/704 pass)..... 1985 |
| Sophomore | 3349 | Patrick Ramsey (-61 rush/3401 pass)..... 1999 |
| Junior | 3078 | Shaun King (511 rush/2567 pass)..... 1997 |
| Senior | 3764 | Shaun King (532 rush/3232 pass)..... 1998 |

Yards-Per-Play Average

| | | |
|--------|------|---|
| Season | 8.04 | Shaun King (3764 in 468 plays) 1998 |
| Career | 6.25 | Shaun King (9468 in 1516 plays) 1995-98 |

Yards-Per-Game Average

| | | |
|--------|-------|--|
| Season | 342.2 | Shaun King (3764 in 11 games) 1998 |
| Career | 215.2 | Shaun King (9468 in 44 games)..... 1985-88 |

200-Plus Yard Games

| | | |
|--------|----|--------------------------------------|
| Season | 11 | Shaun King (twice) 1997 & 1998 |
| Career | 27 | Shaun King 1995-98 |

Touchdowns Responsible For (Scoring & Passing)

| | | |
|--------|----|--|
| Game | 6 | Lester Ricard vs. UAB (6 pass) 10/23/04 |
| | 6 | Shaun King vs. Army (3 rush/3 pass) 11/14/98 |
| | 6 | Shaun King vs. Rutgers (2 rush/4 pass)..... 10/24/98 |
| Season | 46 | Shaun King (10 rush/36 pass)..... 1998 |
| Career | 89 | Shaun King (19 rush/70 pass)..... 1995-98 |



CAREER LEADERS

Total Offense

| Player | Seasons | Plays | Rush | Pass | Total |
|-------------------|---------|-------|------|------|-------|
| 1. Shaun King | 1995-98 | 1516 | 1049 | 8419 | 9468 |
| 2. Terrence Jones | 1985-88 | 1620 | 1761 | 7684 | 9445 |
| 3. Patrick Ramsey | 1998-01 | 1507 | -130 | 9205 | 9075 |
| 4. J.P. Losman | 2000-03 | 1224 | 241 | 6754 | 6995 |
| 5. Lester Ricard | 2004-06 | 1086 | -202 | 6608 | 6406 |
| 6. Roch Hontas | 1976-79 | 1184 | -1 | 5669 | 5668 |
| 7. Deron Smith | 1987-90 | 969 | 210 | 4910 | 5120 |
| 8. Mewelde Moore | 2000-03 | 913 | 4364 | 14 | 4378 |
| 9. Matt Forté | 2004-07 | 947 | 4265 | 4 | 4269 |
| 9. Bobby Duhon | 1965-67 | 813 | 1262 | 2137 | 3399 |
| 10. Steve Foley | 1972-74 | 656 | 1108 | 2174 | 3282 |

Touchdowns Responsible For (Scored & Passing)

| Player | Seasons | Scored | Pass | Total |
|-------------------|---------|--------|------|-------|
| 1. Shaun King | 1995-98 | 19 | 70 | 89 |
| 2. Patrick Ramsey | 1998-01 | 4 | 72 | 76 |
| 3. J.P. Losman | 2000-03 | 10 | 60 | 70 |
| 4. Terrence Jones | 1985-88 | 24 | 46 | 70 |
| 5. Lester Ricard | 2004-06 | 0 | 55 | 55 |
| 6. Matt Forté | 2004-07 | 44 | 0 | 44 |
| Roch Hontas | 1976-79 | 5 | 39 | 44 |
| 8. Deron Smith | 1987-90 | 6 | 37 | 43 |
| 9. Bill Banker | 1927-29 | 37 | 0 | 37 |
| 10. Mewelde Moore | 2000-03 | 36 | 0 | 36 |

Yards Per Play (Minimum 350 Plays)

| Player | Seasons | Plays | Yards | Avg |
|-------------------|---------|-------|-------|-------|
| 1. Shaun King | 1995-98 | 1516 | 9468 | 6.245 |
| 2. Patrick Ramsey | 1998-01 | 1507 | 9075 | 6.022 |
| 3. Eddie Price | 1946-49 | 514 | 3095 | 6.021 |
| 4. Lester Ricard | 2004-06 | 1086 | 6406 | 5.899 |
| 5. Mike McKay | 1981-82 | 457 | 2690 | 5.886 |
| 6. Terrence Jones | 1985-88 | 1620 | 9445 | 5.830 |
| 7. J.P. Losman | 2000-03 | 1224 | 6995 | 5.715 |
| 8. Deron Smith | 1987-90 | 969 | 5120 | 5.284 |
| 9. Ken Karcher | 1984-85 | 610 | 3077 | 5.044 |
| 10. Steve Foley | 1972-74 | 656 | 3282 | 5.003 |

SINGLE-GAME LEADERS

Total Offense

| Yards | Player vs/ Opponent | Date | Rush/Pass |
|---------|----------------------------------|----------|-----------|
| 1. 484 | Terrence Jones vs. TCU | 9/13/86 | 96/388 |
| 2. 465 | Shaun King vs. Army | 11/14/98 | 133/332 |
| 3. 461 | Patrick Ramsey vs. Army | 9/18/99 | 14/447 |
| 4. 439 | Patrick Ramsey vs. Navy | 11/10/01 | -3/442 |
| 5. 433 | Lester Ricard vs. UAB | 10/23/04 | 16/417 |
| 6. 422 | Shaun King vs. La. Tech | 11/26/98 | 92/330 |
| 7. 419 | Lester Ricard vs. Army | 10/28/06 | 10/409 |
| 8. 414 | Patrick Ramsey vs. UL-Lafayette | 10/7/00 | 11/403 |
| 9. 413 | Patrick Ramsey vs. SMU | 9/11/99 | 9/404 |
| 10. 398 | Shaun King vs. SMU | 9/12/98 | 46/352 |
| 11. 391 | Patrick Ramsey vs. Navy | 11/11/00 | 11/380 |
| 12. 384 | Nickie Hall vs. SMU | 10/4/80 | 37/347 |
| 13. 383 | J.P. Losman vs. Army | 9/20/03 | 33/350 |
| 383 | Terrence Jones vs. Virginia Tech | 10/24/87 | 21/362 |
| 383 | Terrence Jones vs. Ole Miss | 9/26/87 | 25/358 |

Quarterback Terrence Jones completed his career as the NCAA's sixth all-time total yardage leader with 9,445 yards and set virtually every Tulane passing and total yardage record. He also set the Tulane record with 484 yards of total offense versus TCU in 1986 and went on to a professional career in the Canadian Football League.

SINGLE-SEASON LEADERS

Total Offense

| Player | Year | Plays | Rush | Pass | Total |
|-------------------|------|-------|------|------|-------|
| 1. Shaun King | 1998 | 468 | 532 | 3232 | 3764 |
| 2. Patrick Ramsey | 1999 | 577 | -61 | 3410 | 3349 |
| 3. J.P. Losman | 2003 | 499 | 80 | 3077 | 3157 |
| 4. Shaun King | 1997 | 487 | 511 | 2567 | 3078 |
| 5. Terrence Jones | 1987 | 457 | 383 | 2551 | 2934 |
| 6. Patrick Ramsey | 2000 | 428 | 53 | 2833 | 2886 |
| 7. Patrick Ramsey | 2001 | 493 | -115 | 2935 | 2820 |
| 8. Terrence Jones | 1988 | 493 | 454 | 2305 | 2759 |
| 9. Deron Smith | 1989 | 530 | 143 | 2613 | 2756 |
| 10. Lester Ricard | 2006 | 460 | -112 | 2795 | 2683 |

Touchdowns Responsible For (Scored & Passing)

| Player | Year | Scored | Pass | TD |
|-------------------|------|--------|------|----|
| 1. Shaun King | 1998 | 10 | 36 | 46 |
| 2. J.P. Losman | 2003 | 2 | 33 | 35 |
| 3. Shaun King | 1997 | 5 | 24 | 29 |
| 4. Terrence Jones | 1987 | 8 | 20 | 28 |
| Nickie Hall | 1980 | 7 | 21 | 28 |
| 6. Patrick Ramsey | 1999 | 1 | 25 | 26 |
| Patrick Ramsey | 2000 | 2 | 24 | 26 |
| 8. J.P. Losman | 2002 | 6 | 19 | 25 |
| 9. Matt Forté | 2007 | 23 | 0 | 23 |
| Patrick Ramsey | 2001 | 1 | 22 | 23 |

Yards Per Play (Minimum 125 Plays)

| Player | Year | Plays | Yards | Avg |
|--------------------|------|-------|-------|-------|
| 1. Shaun King | 1998 | 468 | 3764 | 8.043 |
| 2. Lester Ricard | 2004 | 267 | 1895 | 7.097 |
| 3. Patrick Ramsey | 2000 | 428 | 2886 | 6.743 |
| 4. Eddie Price | 1949 | 171 | 1137 | 6.649 |
| 5. Terrence Jones | 1987 | 457 | 2934 | 6.420 |
| 6. Joe Ernst | 1950 | 145 | 925 | 6.379 |
| 7. J.P. Losman | 2003 | 499 | 3157 | 6.327 |
| 8. Shaun King | 1997 | 487 | 3078 | 6.320 |
| 9. Eddie Price | 1948 | 188 | 1178 | 6.266 |
| 10. Terrence Jones | 1986 | 442 | 2671 | 6.043 |



William A. "Dub" Jones led the Green Wave in total offense in 1943 and 1944, tallying 448 and 746 yards, respectively.

YEAR-BY-YEAR LEADERS

| Year | Player | Rush | Pass | Plays | Yards | TD |
|------|-------------------|------|------|-------|-------|----|
| 1938 | Warren Brunner | 662 | 150 | 160 | 812 | 7 |
| 1939 | Bobby Kellogg | 473 | 75 | 132 | 548 | 8 |
| 1940 | Lou Thomas | 385 | 137 | 116 | 522 | 1 |
| 1941 | Lou Thomas | — | — | — | 861 | 11 |
| 1942 | Lou Thomas | 338 | 479 | 142 | 817 | 10 |
| 1943 | Dub Jones | 195 | 253 | 111 | 448 | 6 |
| 1944 | Dub Jones | 700 | 46 | 169 | 746 | 5 |
| 1945 | Ernest Crouch | -81 | 487 | 110 | 406 | 2 |
| 1946 | Clifford VanMeter | 285 | 150 | 89 | 435 | 3 |
| 1947 | Eddie Price | 471 | 0 | 106 | 471 | 5 |
| 1948 | Eddie Price | 1178 | 0 | 188 | 1178 | 10 |
| 1949 | Eddie Price | 1137 | 0 | 171 | 1137 | 11 |
| 1950 | Joe Ernst | -65 | 990 | 145 | 925 | 9 |
| 1951 | Peter Clement | -9 | 575 | 132 | 566 | 4 |
| 1952 | Peter Clement | 95 | 664 | 212 | 759 | 7 |
| 1953 | Peter Clement | 37 | 472 | 151 | 509 | 4 |
| 1954 | Bobby Saia | 422 | 0 | 99 | 422 | 2 |
| 1955 | Ronny Quillian | 685 | 0 | 150 | 685 | 10 |
| 1956 | Gene Newton | 361 | 280 | 127 | 641 | 9 |
| 1957 | Gene Newton | 261 | 226 | 126 | 487 | 4 |
| 1958 | Richie Petitbon | 188 | 728 | 217 | 916 | 8 |
| 1959 | Phil Nugent | 125 | 411 | 184 | 536 | 4 |
| 1960 | Phil Nugent | 112 | 880 | 217 | 992 | 5 |
| 1961 | Jack Domingue | 9 | 338 | 146 | 347 | 1 |
| 1962 | Ted Miller | 60 | 548 | 173 | 608 | 5 |
| 1963 | Al Burguieres | 117 | 664 | 250 | 781 | 2 |
| 1964 | David East | -109 | 846 | 274 | 737 | 3 |
| 1965 | Bobby Duhon | 212 | 807 | 271 | 1019 | 6 |
| 1966 | Bobby Duhon | 748 | 577 | 277 | 1325 | 10 |
| 1967 | Bobby Duhon | 302 | 753 | 265 | 1055 | 10 |
| 1968 | Wayne Francingues | 438 | 938 | 319 | 1376 | 11 |
| 1969 | Rusty Lachaussee | -20 | 1291 | 260 | 1271 | 7 |
| 1970 | David Abercrombie | 80 | 993 | 222 | 1073 | 9 |
| 1971 | Mike Walker | 44 | 995 | 244 | 1039 | 6 |
| 1972 | Steve Foley | 205 | 914 | 262 | 1119 | 10 |
| 1973 | Steve Foley | 601 | 824 | 236 | 1425 | 13 |
| 1974 | Terry Looney | 50 | 829 | 185 | 879 | 6 |
| 1975 | Buddy Gilbert | -105 | 1559 | 320 | 1454 | 9 |
| 1976 | Roch Hontas | 43 | 697 | 193 | 740 | 3 |
| 1977 | Roch Hontas | -73 | 1277 | 256 | 1204 | 7 |
| 1978 | Roch Hontas | -68 | 1350 | 277 | 1282 | 12 |
| 1979 | Roch Hontas | 97 | 2345 | 458 | 2442 | 22 |
| 1980 | Nickie Hall | 259 | 2039 | 457 | 2298 | 28 |
| 1981 | Mike McKay | -5 | 927 | 158 | 922 | 10 |
| 1982 | Mike McKay | -135 | 1903 | 299 | 1768 | 11 |
| 1983 | Jon English | -98 | 1258 | 217 | 1160 | 7 |
| 1984 | Ken Karcher | -143 | 1341 | 265 | 1198 | 8 |
| 1985 | Ken Karcher | -112 | 1991 | 345 | 1879 | 10 |
| 1986 | Terrence Jones | 547 | 2124 | 442 | 2671 | 18 |
| 1987 | Terrence Jones | 383 | 2551 | 457 | 2934 | 28 |
| 1988 | Terrence Jones | 454 | 2305 | 493 | 2759 | 19 |
| 1989 | Deron Smith | 143 | 2613 | 530 | 2756 | 22 |
| 1990 | Deron Smith | 14 | 2282 | 426 | 2296 | 21 |
| 1991 | Jerome Woods | -47 | 1238 | 231 | 1191 | 8 |
| 1992 | Shawn Meadows | -37 | 752 | 164 | 715 | 2 |
| 1993 | Craig Randall | -70 | 1565 | 387 | 1495 | 9 |
| 1994 | Tracey Watts | 93 | 916 | 240 | 1009 | 4 |
| 1995 | Shaun King | -10 | 1046 | 245 | 1036 | 5 |
| 1996 | Shaun King | 16 | 1574 | 316 | 1590 | 9 |
| 1997 | Shaun King | 511 | 2567 | 487 | 3078 | 29 |
| 1998 | Shaun King | 532 | 3232 | 468 | 3764 | 46 |
| 1999 | Patrick Ramsey | -61 | 3410 | 577 | 3349 | 26 |
| 2000 | Patrick Ramsey | 53 | 2833 | 428 | 2886 | 24 |
| 2001 | Patrick Ramsey | -115 | 2935 | 493 | 2820 | 23 |
| 2002 | J.P. Losman | 19 | 2468 | 489 | 2487 | 25 |
| 2003 | J.P. Losman | 80 | 3077 | 499 | 2157 | 35 |
| 2004 | Lester Ricard | 14 | 1881 | 267 | 1895 | 21 |
| 2005 | Lester Ricard | -104 | 1932 | 359 | 1828 | 16 |
| 2006 | Lester Ricard | -112 | 2795 | 460 | 2683 | 18 |
| 2007 | Matt Forté | 2127 | 4 | 403 | 2131 | 23 |
| 2008 | Kevin Moore | -58 | 2194 | 365 | 2136 | 8 |



TEAM RECORDS

Total Offense

| | | | |
|-------|-----|---------|-----------|
| Plays | 105 | Houston | 10/11/03 |
| Yards | 734 | BYU | 8/25/2001 |

Rushing

| | | | |
|----------|-----|------------|-----------|
| Attempts | 78 | Vanderbilt | 10/30/71 |
| Yards | 519 | SMU | 9/11/82 |
| TDs | 7 | Georgia | 11/2/85 |
| | 7 | BYU | 8/25/2001 |

Passing

| | | | |
|---------------|-------|-------------------------|----------|
| Attempts | 62 | Louisville | 10/11/97 |
| Completions | 41 | Louisville | 10/17/98 |
| Comp. Pct. | 1.000 | LSU (5-for-5) | 11/19/66 |
| | .950 | Mississippi (19-for-20) | 11/6/82 |
| Yards | 485 | Florida State | 9/23/89 |
| TDs | 4 | 10 times | |
| | | Last by Houston | 11/8/08 |
| Interceptions | 8 | Miami (Fla.) | 11/7/70 |

First Downs

| | | | |
|---------|----|------------|------------|
| Total | 36 | Navy | 11/11/2000 |
| Rush | 24 | SMU | 9/11/82 |
| Pass | 23 | Louisville | 10/17/98 |
| Penalty | 6 | SMU | 10/30/06 |

Scoring

| | | | |
|---------------|----|--------------------|----------|
| Points | 73 | Florida State | 10/31/87 |
| TDs | 10 | Florida State | 10/31/87 |
| | 10 | Florida State | 11/14/92 |
| | 10 | BYU | 8/25/01 |
| PATs Made | 10 | Florida State | 10/31/87 |
| | 10 | Florida State | 11/14/92 |
| | 10 | BYU | 8/25/01 |
| PATs Att. | 10 | Florida State | 10/31/87 |
| | 10 | Florida State | 11/14/92 |
| | 10 | BYU | 8/25/01 |
| 2-pt PAT Made | 2 | Miami (Fla.) | 11/7/70 |
| 2-pt PAT Att | 3 | North Carolina | 10/9/71 |
| FG Made | 5 | Mississippi | 8/31/91 |
| FG Attempted | 6 | Northwestern State | 9/6/03 |

Punting

| | | | |
|---------|------|------------------------|----------|
| Punts | 13 | Southwestern Louisiana | 10/15/83 |
| Yards | 521 | Southwestern Louisiana | 10/15/83 |
| Average | 53.8 | Hawai'i | 12/25/02 |

Interceptions

| | | | |
|---------------|-----|--------------------|----------|
| Interceptions | 6 | On Three Occasions | |
| | | last by LSU | 11/22/75 |
| Yards | 139 | Georgia Tech | 10/22/66 |
| TDs | 3 | Kentucky | 11/3/74 |

Punt Returns

| | | | |
|---------|------|---------------|----------|
| Returns | 13 | LSU | 11/27/37 |
| Yards | 171 | Alabama | 9/6/08 |
| Average | 95.0 | West Virginia | 10/21/72 |

Kickoff Returns

| | | | |
|---------|------|---------------|----------|
| Returns | 10 | Virginia Tech | 10/24/87 |
| Yards | 198 | UL-Lafayette | 11/1/86 |
| Average | 56.0 | Georgia Tech | 10/23/76 |
| | 56.0 | LSU | 11/20/76 |

Penalties

| | | | |
|--------|-----|---------------|------------|
| Number | 18 | East Carolina | 11/2/91 |
| | 18 | Louisville | 10/28/2000 |
| Yards | 169 | Kentucky | 11/1/80 |

Fumbles

| | | | |
|--------|----|-------------|----------|
| Number | 10 | Air Force | 10/12/74 |
| | 10 | Mississippi | 9/27/80 |
| Lost | 8 | Mississippi | 9/27/80 |

INDIVIDUAL RECORDS

Total Offense

| | | | |
|-------|-----|------------------------------------|----------|
| Plays | 64 | Chris Redman of Louisville | 10/11/97 |
| Yards | 468 | Derrick Taite of Mississippi State | 10/22/94 |

Rushing

| | | | |
|----------|-----|---------------------|----------|
| Attempts | 44 | Chris McCoy of Navy | 11/16/96 |
| Yards | 343 | Tony Jeffery of TCU | 9/13/86 |
| TD | 5 | Tony Jeffery of TCU | 9/13/86 |

Passing

| | | | |
|----------|-------|-------------------------------------|----------|
| Attempts | 57 | Tim Rattay of Louisiana Tech | 11/26/98 |
| | 57 | Chris Redman of Louisville | 10/11/97 |
| Comp. | 41 | Chris Redman of Louisville | 10/17/98 |
| Comp. % | 1.000 | Fred Haynes of LSU (5-for-5) | 11/19/66 |
| Yards | 477 | Chris Redman of Louisville | 10/17/98 |
| Int | 5 | Kelly Cochrane of Miami (Fla.) | 11/7/70 |
| TD | 4 | On Six Occasions | |
| | | Last by Gino Guidugli of Cincinnati | 10/6/01 |

Scoring

| | | | |
|---------------|----|----------------------------------|----------|
| TDs | 5 | Tony Jeffery of TCU | 9/13/86 |
| PATs | 10 | Derek Schmidt of Florida State | 10/31/87 |
| | 10 | Matt Payne of BYU | 8/25/01 |
| PATs Att | 10 | Derek Schmidt of Florida State | 10/31/87 |
| | 10 | Matt Payne of BYU | 8/25/01 |
| FG Made | 5 | Brian Lee of Mississippi | 8/31/91 |
| FG Att | 5 | On Four Occasions | |
| | | Last by Brian Lee of Mississippi | 8/31/91 |
| Pts by Kicker | 16 | Brian Lee of Mississippi | 8/31/91 |

Receiving

| | | | |
|------------|-----|--------------------------------|----------|
| Receptions | 15 | Troy Edwards of Louisiana Tech | 11/26/98 |
| Yards | 253 | Roddy White of UAB | 10/23/04 |
| TDs | 3 | Al Lacy of Alabama | 9/30/50 |
| | 3 | Wendell Davis of LSU | 11/29/86 |
| | 3 | Marcus Carter of SW Louisiana | 10/9/93 |

Punting

| | | | |
|---------|------|-----------------------------------|----------|
| Punts | 12 | Terry Falgout of Southwestern La. | 10/15/83 |
| Yards | 516 | Terry Falgout of Southwestern La. | 10/15/83 |
| Average | 55.0 | Kody Bliss of Auburn | 10/21/06 |

Interceptions

| | | | |
|-------|-----|--------------------------------|----------|
| Int | 3 | On Three Occasions | |
| | | Last by Clinton Burrell of LSU | 11/22/75 |
| Yards | 108 | Richard Lewis of Georgia Tech | 10/24/70 |
| TDs | 2 | Richard Lewis of Georgia Tech | 10/24/70 |

Longest Plays

| | | | |
|----------|-----|-------------------------------------|----------|
| Rush | 92 | Leonard Henry of East Carolina | 9/8/01 |
| Pass | 88 | Casey Weldon to Amp Lee of Fla. St. | 9/23/89 |
| Int. Ret | 100 | Putt Choate of SMU | 9/24/77 |
| | 100 | Reggie Love of North Carolina | 9/17/94 |
| KO Ret | 100 | Jessie Henderson of SMU | 10/30/06 |
| | 100 | Ottis Anderson of Miami (Fla.) | 11/4/78 |
| Punt Ret | 95 | Danny Buggs of West Virginia | 10/21/72 |
| FG | 60 | Chris Perkins of Florida | 9/15/84 |



Superdome Collegiate Records

INDIVIDUAL RECORDS

Total Offense

| | | | |
|-------|-----|--------------------------------------|---------|
| Plays | 65 | Shane Matthews of Florida*..... | 1/1/92 |
| | | (7 rushes, 58 passes vs. Notre Dame) | |
| Yards | 484 | Terrence Jones of Tulane | 9/13/86 |
| | | (96 rushing, 388 passing vs. TCU) | |
| | | <i>*Sugar Bowl</i> | |

Rushing

| | | | |
|-------|-----|---|----------|
| Att | 44 | Matt Forté of Tulane vs. Memphis | 10/27/07 |
| Yards | 343 | Tony Jeffery of TCU vs. Tulane..... | 9/13/86 |
| TDs | 5 | Matt Forté of Tulane vs. Southeastern La..... | 9/22/07 |
| | 5 | Tony Jeffery of TCU vs. Tulane..... | 9/13/86 |

Passing

| | | | |
|-------|-----|---|----------|
| Att | 58 | Shane Matthews of Florida vs. Notre Dame* | 1/1/92 |
| Comp | 41 | Chris Redman of Louisville vs. Tulane..... | 10/17/98 |
| Yards | 477 | Chris Redman of Louisville vs. Tulane..... | 10/17/98 |
| Int | 5 | Buddy Gilbert of Tulane vs. LSU..... | 11/22/75 |
| | 5 | Terrence Jones of Tulane vs. Memphis | 9/24/88 |
| TDs | 5 | Patrick Ramsey of Tulane vs. UL-Lafayette..... | 9/18/99 |
| | 5 | Shaun King of Tulane vs. Houston | 11/21/98 |
| | 5 | Nickie Hall of Tulane vs. Rice | 9/20/80 |
| | 5 | Deron Smith of Tulane vs. Memphis..... | 11/4/89 |
| | | <i>*Sugar Bowl</i> | |

Receiving

| | | | |
|-------|-----|--|----------|
| Rec | 16 | JaJuan Dawson of Tulane vs. SMU (218 yds)... | 9/11/99 |
| Yards | 238 | Marc Zeno of Tulane vs. USL (12 rec)..... | 11/14/87 |
| TDs | 4 | Robert Griffin of Tulane vs. Rice..... | 9/20/80 |

Scoring/Kicking

| | | | |
|---------------|----|--|----------|
| Points | 30 | Matt Forté of Tulane vs. Southeastern La..... | 9/22/07 |
| | 30 | Tony Jeffery of TCU vs. Tulane..... | 9/13/86 |
| TDs | 5 | Tony Jeffery of TCU vs. Tulane..... | 9/13/86 |
| FG Att | 5 | On Several Occasions | |
| | | Last by Seth Marler of Tulane vs. Army | 9/18/99 |
| FG | 5 | Brian Lee of Mississippi vs. Tulane..... | 8/31/91 |
| | 5 | Arden Czyzewski of Florida vs. Notre Dame* | 1/1/92 |
| PAT Att | 10 | Brad Palazzo of Tulane vs. SW Louisiana..... | 10/31/98 |
| PATs | 10 | Brad Palazzo of Tulane vs. SW Louisiana..... | 10/31/98 |
| Pts by Kicker | 16 | Brian Lee of Mississippi vs. Tulane..... | 8/31/91 |
| | | (5 field goals, 1 PAT) | |
| | 16 | Arden Czyzewski of Florida vs. Notre Dame* | 1/1/92 |
| | | (5 field goals, 1 PAT) | |
| | | <i>*Sugar Bowl</i> | |

Defense

| | | | |
|-----|---|---|----------|
| Int | 3 | Clinton Burrell of LSU vs. Tulane | 11/22/75 |
|-----|---|---|----------|

Longest Plays

| | | | |
|----------|-----|---|----------|
| Rush | 92 | Leonard Henry (TD)..... | 9/8/01 |
| | | (of East Carolina vs. Tulane) | |
| Pass | 84 | Nickie Hall to Marcus Anderson (TD)..... | 10/4/80 |
| | | (of Tulane vs. SMU) | |
| FG | 54 | Mark Olivari of Tulane vs. Air Force..... | 11/8/75 |
| | 54 | Ed Murray of Tulane vs. Memphis | 10/28/78 |
| Punt | 73 | Chris Beckman of Tulane vs. East Carolina | 11/22/03 |
| KO Ret | 100 | Fred Smith (TD) of Tulane vs. TCU | 9/1/03 |
| | 100 | Ottis Anderson (TD) of Miami (Fla.) vs. Tulane..... | 11/4/78 |
| Punt Ret | 85 | Dwayne Jupiter (TD)..... | 11/26/83 |
| | | (of Grambling State vs. Southern - Bayou Classic) | |
| Int Ret | 99 | Treg Songy (TD) of Tulane vs. Florida State | 9/17/83 |

TEAM RECORDS

Total Offense

| | | | |
|-------|-----|-------------------------------|----------|
| Yards | 706 | Tulane vs. SW Louisiana | 10/31/98 |
|-------|-----|-------------------------------|----------|

Rushing

| | | | |
|----------|-----|---|----------|
| Attempts | 76 | West Virginia vs. Tulane | 11/6/76 |
| Yards | 513 | Southwestern Louisiana vs. Tulane | 11/1/86 |
| TD | 6 | Tulane vs. Louisiana Tech | 11/26/98 |
| | 6 | Tulane vs. Cincinnati..... | 10/27/90 |
| | 6 | USL vs. Tulane..... | 11/1/86 |
| | 6 | TCU vs. Tulane..... | 9/13/86 |

Passing

| | | | |
|----------|-----|--|----------|
| Attempts | 58 | Tulane vs. LSU | 11/30/85 |
| | 58 | Florida vs. Notre Dame, Sugar Bowl | 1/1/92 |
| Comp | 41 | Louisville vs. Tulane..... | 10/17/98 |
| Yards | 477 | Louisville vs. Tulane..... | 10/17/98 |
| TD | 5 | Tulane vs. UL-Lafayette..... | 10/16/99 |
| | 5 | Tulane vs. Houston | 11/21/98 |
| | 5 | Tulane vs. SW Louisiana | 10/31/98 |
| | 5 | Tulane vs. Rice | 9/20/80 |
| | 5 | Tulane vs. Memphis..... | 11/4/989 |
| Int | 5 | Tulane vs. LSU | 11/22/75 |
| | 5 | Tulane vs. Memphis..... | 9/24/88 |

Scoring/Kicking

| | | | |
|-----------|----|--|----------|
| Points | 72 | Tulane vs. SW Louisiana | 10/31/98 |
| TD | 10 | Tulane vs. SW Louisiana | 10/31/98 |
| Return TD | 3 | Grambling State vs. Southern..... | 11/26/77 |
| FG Att | 5 | On Several Occasion | |
| | | Last by Florida State vs. Florida* | 1/1/95 |
| FG | 5 | Mississippi vs. Tulane | 8/31/92 |
| | 5 | Florida vs. Notre Dame* | 1/1/92 |
| PAT Att | 10 | Tulane vs. SW Louisiana | 10/31/98 |
| PAT Made | 10 | Tulane vs. SW Louisiana | 10/31/98 |

TULANE IN THE SUPERDOME

| | |
|---|------------------------|
| All-Time Record..... | 84-98/462 (32 seasons) |
| First Game..... | Sept. 20, 1975 |
| Opponent..... | Mississippi |
| Result | W 14-3 |
| 100th Game..... | Oct. 5, 1991 |
| Opponent..... | SMU |
| Result | L 31-17 |
| Largest Attendance..... | 73,496 |
| Date..... | Nov. 24, 1979 |
| Opponent..... | LSU |
| Result | W 24-13 |
| Highest Season Attendance Average | 47,645 |
| Year | 1979 |
| No. of Games | 6 |
| Undefeated Home Seasons | 1979 & 1998 |

Year-By-Year Results

| | | | | | |
|------------|-----|-----------|-----|-----------|-----|
| 1975..... | 1-6 | 1986..... | 3-4 | 1997..... | 4-2 |
| 1976..... | 1-5 | 1987..... | 5-1 | 1998..... | 6-0 |
| 1977..... | 2-3 | 1988..... | 4-4 | 1999..... | 3-2 |
| 1978..... | 3-2 | 1989..... | 3-3 | 2000..... | 4-1 |
| 1979..... | 6-0 | 1990..... | 2-4 | 2001..... | 2-3 |
| 1980..... | 4-2 | 1991..... | 1-5 | 2002..... | 4-2 |
| 1981..... | 4-2 | 1992..... | 1-4 | 2003..... | 2-2 |
| 1982..... | 3-4 | 1993..... | 2-3 | 2004..... | 3-2 |
| 1983*..... | 1-5 | 1994..... | 0-5 | 2006..... | 3-2 |
| 1984..... | 2-2 | 1995..... | 1-4 | 2007..... | 2-5 |
| 1985..... | 1-4 | 1996..... | 1-5 | 2008..... | 2-3 |

**includes two forfeits*



Tulane's first football team took the field in 1893 and earned its first win with a 34-0 shutout of LSU.

1893 (1-2)

Head Coach: T.L. Bayne

Tulane played its first varsity football game on Nov. 18, 1893, dropping a 12-0 decision to the Southern Athletic Club. Things were a bit less formal in those days, as witnessed by the fact that Tulane Coach T.L. Bayne also played in the game – for the opponent!

In his spare time, T.L. Bayne hustled over to Baton Rouge to help coach LSU. This made for an interesting afternoon of Nov. 25, 1893, when Tulane and LSU played for the first time. Hugh Bayne, brother of the coach and a Tulane law student, scored the first touchdown ever for Tulane to open a 34-0 rout. T.L. Bayne did not play that day, but he was on the field as umpire (LSU's coach was the referee).

Tulane lost to Ole Miss 12-4 the next weekend to end its inaugural season with a 1-2 record.

| | | | | |
|-----|----------------|-------------|------|---|
| N18 | SOU. ATH. CLUB | NEW ORLEANS | 0-12 | L |
| N25 | LSU | NEW ORLEANS | 34-0 | W |
| D2 | OLE MISS | NEW ORLEANS | 4-12 | L |

1894 (0-4)

Head Coach: Fred Sweet

Fred Sweet replaced T.L. Bayne as head coach and it was a struggle. Just before school opened, Sweet learned that captain C.R. Romeyne had left town with his parents and would not be a member of the 1894 squad. The team struggled to an 0-4 finish, scoring zero, six, six and two points in those four games while losing to Texas, Alabama, Sewanee and Ole Miss.

| | | | | |
|-----|----------------|-------------|------|---|
| N18 | SOU. ATH. CLUB | NEW ORLEANS | 0-12 | L |
| N25 | LSU | NEW ORLEANS | 34-0 | W |
| D2 | OLE MISS | NEW ORLEANS | 4-12 | L |
| O27 | at Texas | Austin, TX | 0-12 | L |
| N3 | ALABAMA | NEW ORLEANS | 6-18 | L |
| N17 | SEWANEE | NEW ORLEANS | 6-12 | L |
| N29 | OLE MISS | NEW ORLEANS | 2-8 | L |

1895 (3-2)

Head Coach: T.L. Bayne

T.L. Bayne returned as head coach and Tulane posted its first winning season with a 3-2 record. After losing to LSU in the season opener, Tulane rallied to shut out teams from the Southern Athletic Club and Alabama. A road loss to Texas followed before the season ended with a 28-4 walloping of Ole Miss, representing the most points by Tulane since its 34-0 win over LSU in 1893.

| | | | | |
|-----|----------------|------------------|------|---|
| N26 | at LSU | Baton Rouge, La. | 4-8 | L |
| N9 | SOU. ATH. CLUB | NEW ORLEANS | 12-0 | W |
| N16 | ALABAMA | NEW ORLEANS | 22-0 | W |
| N23 | at Texas | Austin, Texas | 0-16 | L |
| N28 | OLE MISS | NEW ORLEANS | 28-4 | W |

1896 (3-2)

Head Coach: Harry Baum

Harry Baum replaced T.L. Bayne as coach and matched the 1895 record of 3-2, although one of those losses was a forfeit to LSU. Tulane was ahead 2-0 when an argument broke out over whether Tulane could use a player who was "about" to become a Tulane student. When LSU refused to allow the player to see action, Tulane captain Louis Genella took his team off the field and the game was declared a forfeit. Win No. 3 was a 10-0 shutout of Ole Miss to ensure a winning season.

| | | | | |
|-----|----------------|------------------|------|---|
| O17 | ALUMNI | NEW ORLEANS | 12-0 | W |
| O24 | LSU* | NEW ORLEANS | 0-6 | L |
| N9 | Vicksburg Ath. | Vicksburg, Miss. | 48-0 | W |
| N14 | TEXAS | NEW ORLEANS | 4-12 | L |
| N26 | OLE MISS | NEW ORLEANS | 10-0 | W |

* - forfeit

1897 (0-0)

Head Coach: None

For the only time since the inception of the sport in 1893, Tulane did not field a football team.

1898 (1-1)

Head Coach: John Lombard

John Lombard, captain of Tulane's first team in 1893, became the program's fifth coach in five seasons. The team played two games and finished 1-1, beating Ole Miss and then losing to LSU.

Charles Eshleman served as captain, and in 1979 he became the first 19th-century athlete to be named to Tulane's Athletics Hall of Fame.

| | | | | |
|-----|----------|------------------|------|---|
| D12 | OLE MISS | NEW ORLEANS | 14-9 | W |
| D14 | at LSU | Baton Rouge, La. | 0-37 | L |

1899 (0-6-1)

Head Coach: H.H. Collier

H.H. Collier became Tulane's sixth coach in six seasons and he must not have enjoyed it very much as the team finished 0-6-1 and did not score a point. A scoreless tie with the Southern Athletic Club was the squad's best showing.

| | | | | |
|-----|----------------|------------------|------|---|
| N11 | SEWANEE | NEW ORLEANS | 0-23 | L |
| N18 | SOU. ATH. CLUB | NEW ORLEANS | 0-0 | T |
| N20 | TEXAS | NEW ORLEANS | 0-11 | L |
| N25 | at Texas | Austin, Texas | 0-32 | L |
| N27 | vs. Texas A&M | Houston, Texas | 0-22 | L |
| N30 | OLE MISS | NEW ORLEANS | 0-15 | L |
| D8 | at LSU | Baton Rouge, La. | 0-38 | L |

1900 (5-0)

Head Coach: H.T. Summersgill

What a turnaround! Tulane went from winless and scoreless in 1899 to unbeaten and unscored upon in 1900.

H.T. Summersgill was Tulane's seventh coach in seven seasons and he led his team to a 5-0 record. The Southern Athletic Club, Alabama, Millsaps, LSU and Ole Miss all failed to cross the Tulane goal line as they lost by a combined 105-0.

| | | | | |
|-----|----------------|------------------|------|---|
| O27 | SOU. ATH. CLUB | NEW ORLEANS | 23-0 | W |
| N3 | at Alabama | Tuscaloosa, Ala. | 6-0 | W |
| N10 | MILLSAPS | NEW ORLEANS | 35-0 | W |
| N17 | LSU | NEW ORLEANS | 29-0 | W |
| N29 | OLE MISS | NEW ORLEANS | 12-0 | W |



Year-By-Year Summaries



One disputed loss was the only thing stopping the 1901 Olive and Blue, as they were known at the time, from posting a second-straight perfect season.

1901 (5-1)

Head Coach: H.T. Summersgill

H.T. Summersgill became the first man to coach Tulane football for consecutive seasons and his success continued.

A disputed 2-0 loss to the Mobile YMCA was the only blemish on a 5-1 season. The Tulane coach argued heatedly that there were still several minutes left in the game but was overruled and suffered his only loss in two seasons.

However, you can still get an argument about that in Baton Rouge to this day. Although Tulane beat LSU on the field by a score of 22-0, the Tigers protested the game to the Southern Intercollegiate Athletic Association, alleging Tulane had used a professional player during the contest. Months later, the SIAA ruled the game an 11-0 forfeit in favor of LSU. The Tiger record book still claims that 11-0 "victory," while the Tulane ledger shows the contest as a 22-0 win.

In two seasons, Summersgill produced a 10-1 record on the field and outscored the opposition 214-19. Hugh Krumbhaar captained both squads.

| | | | | |
|-----|-------------------|-----------------|-------|---|
| O16 | at Meridian | Meridian, Miss. | 15-0 | W |
| O26 | at Mobile YMCA | Mobile, Ala. | 0-2 | L |
| N2 | YMCA | NEW ORLEANS | 23-0 | W |
| N9 | MISSISSIPPI STATE | NEW ORLEANS | 24-6 | W |
| N16 | LSU | NEW ORLEANS | 22-0 | W |
| N28 | OLE MISS | NEW ORLEANS | 25-11 | W |

1902 (1-4-2)

Head Coach: Virginius Dabney

Coach Summersgill left and Tulane's gridiron fortunes took a dive. Virginius Dabney took over the helm and things looked good at first as he coached a 26-0 win over an alumni team. Two ties and four losses followed, however, and the final record fell to 1-4-2. After the disputed forfeit in 1901, LSU disappeared from the schedule for a while.

| | | | | |
|-----|-------------------|------------------------|-------|---|
| O18 | ALUMNI | NEW ORLEANS | 26-0 | W |
| O25 | AUBURN | NEW ORLEANS | 0-0 | T |
| N1 | MISSISSIPPI STATE | NEW ORLEANS | 11-11 | T |
| N8 | at Texas A&M | College Station, Texas | 5-17 | L |
| N15 | VANDERBILT | NEW ORLEANS | 5-23 | L |
| N22 | TEXAS | NEW ORLEANS | 0-6 | L |
| N27 | OLE MISS | NEW ORLEANS | 0-10 | L |

1903 (2-2-1)

Head Coach: Charles Eshleman

Charles Eshleman, captain of the 1898 and 1899 teams, took over the head coaching job and improved the situation as he guided the squad to a 2-2-1 finish. It was a feast-or-famine type of season as the two wins were by a cumulative score of 64-5, while the team failed to score in the other three outings.

| | | | | |
|-----|-------------------|-------------|------|---|
| O31 | MERIDIAN AA | NEW ORLEANS | 46-0 | W |
| N7 | SHREVEPORT AA | NEW ORLEANS | 0-23 | L |
| N18 | CUMBERLAND | NEW ORLEANS | 0-28 | L |
| N26 | RICHMOND | NEW ORLEANS | 18-5 | W |
| D5 | MISSISSIPPI STATE | NEW ORLEANS | 0-0 | T |

1904 (5-2)

Head Coach: Thomas Berry

Thomas Berry took over the coaching reins from Charles Eshleman and led Tulane to a 5-2 record. The team shut out the opponent in all five victories, and failed to score in its two losses.

LSU returned to the schedule for the first time since the 1901 controversy and Tulane beat the Tigers again...and again LSU complained about player eligibility.

Ralph Wood captained the Green Wave for the second season in a row.

| | | | | |
|-----|----------------------|--------------|------|---|
| O23 | LOUISIANA TECH | NEW ORLEANS | 11-0 | W |
| O29 | MISSISSIPPI STATE | NEW ORLEANS | 10-0 | W |
| N5 | at Marion Mil. Inst. | Marion, Ala. | 10-0 | W |
| N12 | SEWANEE | NEW ORLEANS | 0-18 | L |
| N19 | LSU | NEW ORLEANS | 5-0 | W |
| N24 | OLE MISS | NEW ORLEANS | 22-0 | W |
| D3 | ALABAMA | NEW ORLEANS | 0-6 | L |

1905 (0-1)

Head Coach: John Tobin

John Tobin replaced Thomas Berry as head coach and the season consisted of only one game. Tulane lost that contest to LSU, 5-0, and controversy marred the series once again. This time, Tulane complained about LSU's use of ineligible players. Things got heated and the series did not resume until 1911.

| | | | | |
|-----|-----|-------------|-----|---|
| N25 | LSU | NEW ORLEANS | 0-5 | L |
|-----|-----|-------------|-----|---|

1906 (0-4-1)

Head Coach: John Russ

For the sixth season in a row, Tulane had a new head coach as John Russ replaced John Tobin. The 1906 squad showed the effects of the lack of continuity and struggled to an 0-4-1 record without scoring a point. A scoreless tie with Howard in the season opener was the campaign's best outing.

| | | | | |
|-----|-----------|-------------|------|---|
| J27 | SAMFORD | NEW ORLEANS | 0-0 | T |
| N3 | OLE MISS | NEW ORLEANS | 0-17 | L |
| N10 | SEWANEE | NEW ORLEANS | 0-35 | L |
| N17 | TEXAS A&M | NEW ORLEANS | 0-18 | L |
| N24 | ARKANSAS | NEW ORLEANS | 0-22 | L |

1907 (3-2)

Head Coach: Joe Curtis

Joe Curtis was Tulane's seventh coach in seven years and things started looking up as the record improved to 3-2. In defeating Howard 13-0 in the season opener, Tulane registered its first victory - and first points - since the 1904 season. The squad won its first three and lost its last two, playing three games in one week in November.

| | | | | |
|-----|-----------|-------------|-------|---|
| O26 | SAMFORD | NEW ORLEANS | 13-0 | W |
| N2 | DRURY | NEW ORLEANS | 12-0 | W |
| N5 | CENTRE | NEW ORLEANS | 28-9 | W |
| N9 | ARKANSAS | NEW ORLEANS | 12-17 | L |
| N16 | TEXAS A&M | NEW ORLEANS | 6-18 | L |

Year-By-Year Summaries



1908 (7-1)

Head Coach: Joe Curtis

Joe Curtis returned for his second year as coach and things were definitely looking up for Tulane football as a 7-1 season ensued. It was a new record for victories in a season and five were by shutout.

The Wave's biggest wins were a 23-0 verdict over Mississippi State and a 28-15 road decision over Texas four days later. With Temple Brown serving as captain, Tulane outscored the opposition by a cumulative 103-23.

| | | | | |
|-----|-------------------|---------------|-------|---|
| O10 | YMGC | NEW ORLEANS | 11-0 | W |
| O24 | CENTRE | NEW ORLEANS | 10-0 | W |
| O31 | OLE MISS | NEW ORLEANS | 10-0 | W |
| N7 | BAYLOR | NEW ORLEANS | 10-2 | W |
| N14 | MISSISSIPPI STATE | NEW ORLEANS | 23-0 | W |
| N18 | at Texas | Austin, Texas | 28-15 | W |
| N21 | at Baylor | Waco, Texas | 0-6 | L |
| N26 | WASHINGTON (Mo.) | NEW ORLEANS | 11-0 | W |

1909 (4-3-2)

Head Coach: Buster Brown

Buster Brown replaced Joe Curtis as coach and the team faced a record nine opponents, finishing 4-3-2. Only three of the nine games were decided by more than 10 points. Tulane shut out the opposition four times and was held scoreless in three games. The only games in which both teams scored were ties with Alabama and Texas.

| | | | | |
|-----|-------------------|--------------|-------|---|
| O9 | YMGC | NEW ORLEANS | 12-0 | W |
| O16 | OLE MISS | NEW ORLEANS | 5-0 | W |
| O23 | CENTRE | NEW ORLEANS | 0-6 | L |
| O30 | MISSISSIPPI STATE | NEW ORLEANS | 2-0 | W |
| N6 | CINCINNATI | NEW ORLEANS | 6-0 | W |
| N13 | TEXAS | NEW ORLEANS | 10-10 | T |
| N20 | ALABAMA | NEW ORLEANS | 5-5 | T |
| N25 | SW TEXAS | NEW ORLEANS | 0-18 | L |
| J1 | at Cuba Ath. Club | Havana, Cuba | 0-11 | L |

1910 (0-7)

Head Coach: A.A. Mason

A.A. Mason commenced a three-year reign as head coach and things did not get off to a promising start as Tulane suffered its first losing season since 1906. The team scored only twice and finished 0-7 as the opposition enjoyed a 126-6 edge on the scoreboard.

| | | | | |
|-----|-------------------|----------------|------|---|
| O13 | OLE MISS | NEW ORLEANS | 0-16 | L |
| O26 | at Centre | Danville, N.Y. | 0-35 | L |
| O29 | at Kentucky | Lexington, Ky. | 3-10 | L |
| N5 | MISSISSIPPI STATE | NEW ORLEANS | 0-10 | L |
| N12 | vs. Auburn | Gulport, Miss. | 0-33 | L |
| N19 | ALABAMA | NEW ORLEANS | 3-5 | L |
| N24 | vs. Texas A&M | Houston, Texas | 0-17 | L |

1911 (5-3-1)

Head Coach: A.A. Mason

Coach Mason's program began to take off in year two as the record improved dramatically to 5-3-1. The first four opponents fell by a combined score of 92-0. The Tulane-LSU football rivalry resumed, with the Tigers taking a 6-0 win in Baton Rouge. Semmes Walmsley, a future mayor of New Orleans, captained the team.

| | | | | |
|-----|----------------------|-------------------|------|---|
| O12 | MISS. COLLEGE | NEW ORLEANS | 10-0 | W |
| O18 | SOUTHWEST LA | NEW ORLEANS | 27-0 | W |
| O21 | NORTHWESTERN ST | NEW ORLEANS | 45-0 | W |
| O28 | SAMFORD | NEW ORLEANS | 10-0 | W |
| N4 | SEWANEE | NEW ORLEANS | 3-9 | L |
| N11 | at Alabama | Birmingham, Ala. | 0-22 | L |
| N20 | at Mississippi State | Starkville, Miss. | 6-4 | W |
| N30 | WASHINGTON & LEE | NEW ORLEANS | 5-5 | T |
| D9 | at LSU | Baton Rouge | 0-6 | L |

1912 (5-3)

Head Coach: A.A. Mason

Coach Mason established a new longevity record with his third season at the helm and produced another strong team. The squad finished with a 5-3 record and outscored the opposition 216-99. The high point of the season was a 95-0 win over Southwestern Louisiana. The 15 rushing touchdowns and 95 points scored in that game are Tulane's oldest football records.

| | | | | |
|-----|-------------------|------------------------|-------|---|
| O8 | JEFFERSON | NEW ORLEANS | 37-0 | W |
| O12 | SOUTHWEST LA | NEW ORLEANS | 95-0 | W |
| O19 | MISS. COLLEGE | NEW ORLEANS | 19-6 | W |
| O26 | SAMFORD | NEW ORLEANS | 35-0 | W |
| N2 | ALABAMA | NEW ORLEANS | 0-7 | L |
| N9 | MISSISSIPPI STATE | NEW ORLEANS | 27-24 | W |
| N19 | at Texas A&M | College Station, Texas | 0-41 | L |
| N28 | LSU | NEW ORLEANS | 3-21 | L |

1913 (3-5)

Head Coach: A.C. Hoffman

A.C. Hoffman replaced Mason as head coach and Tulane suffered its first losing season since 1910. The squad managed only three points in its five losses. The highlight of the season came in a 12-6 road win over Saint Louis. In that game, Tulane tackle Carl Woodward kicked a 52-yard field goal, a mammoth blast that stood as the school record for 51 years.

| | | | | |
|-----|--------------------|-------------------|------|---|
| O11 | JEFFERSON | NEW ORLEANS | 13-0 | W |
| O18 | MISS. COLLEGE | NEW ORLEANS | 3-32 | L |
| O25 | ALABAMA | NEW ORLEANS | 0-26 | L |
| N1 | at Saint Louis | St. Louis, Mo. | 12-6 | W |
| N8 | at Mississippi St. | Starkville, Miss. | 0-32 | L |
| N15 | SW TEXAS | NEW ORLEANS | 31-9 | W |
| N22 | at LSU | Baton Rouge, La. | 0-40 | L |
| N27 | ARKANSAS | NEW ORLEANS | 0-14 | L |

1914 (3-3-1)

Head Coach: E.R. Sweetland

E.R. Sweetland took over as head coach and Tulane improved its record to 3-3-1. There was a certain symmetry to the 1914 season as Tulane won its first three, lost three in a row and tied the season finale with LSU. The highlight of the season was an 82-0 thrashing of Centenary.

| | | | | |
|-----|----------------------|------------------|------|---|
| O17 | SOUTHWEST LA | NEW ORLEANS | 33-0 | W |
| O24 | CENTENARY | NEW ORLEANS | 82-0 | W |
| O27 | JEFFERSON | NEW ORLEANS | 24-7 | W |
| O31 | at Alabama | Tuscaloosa, Ala. | 0-58 | L |
| N7 | OLE MISS | NEW ORLEANS | 6-20 | L |
| N14 | at Mississippi State | Jackson, Miss. | 0-61 | L |
| N26 | LSU | NEW ORLEANS | 0-0 | T |

1915 (4-4)

Head Coach: Clark Shaughnessy

As the storm clouds of war thickened in Europe, Tulane changed coaches again, but this move led to stability. A 23-year-old Minnesotan named Clark Shaughnessy took over the program and went on to become the school's winningest head coach. In his first year he produced Tulane's second consecutive break-even season with a 4-4 record. The first of his Tulane-record 59 wins was a 24-0 verdict over St. Paul in the 1915 season opener.

| | | | | |
|-----|---------------|-------------------|-------|---|
| S25 | at St. Paul | Unknown | 24-0 | W |
| O9 | SOUTHWEST LA | NEW ORLEANS | 13-0 | W |
| O16 | SPRING HILL | NEW ORLEANS | 36-13 | W |
| O23 | at Alabama | Tuscaloosa, Ala. | 0-16 | L |
| O30 | MISS. COLLEGE | NEW ORLEANS | 6-20 | L |
| N13 | SAMFORD | NEW ORLEANS | 32-3 | W |
| N18 | at Florida | Gainesville, Fla. | 7-14 | L |
| N25 | at LSU | Baton Rouge, La. | 0-12 | L |



Year-By-Year Summaries

1916 (4-3-1)

Head Coach: Clark Shaughnessy

Shaughnessy continued to lay his foundation, leading Tulane to a 4-3-1 record. For the third year in a row, Tulane opened with three straight wins, only to struggle toward the end of the season. The season's only tie was with LSU, the second deadlock with the Tigers in three years. Earning his second of three football letters for Tulane that fall was a youngster named Felix Blanchard, whose son, "Doc" Blanchard, won the Heisman Trophy at Army during World War II. The trophy is named for John Heisman, whose Georgia Tech Yellow Jackets walloped Tulane 45-0 in 1916.

| | | | | |
|-----|---------------------|----------------|-------|---|
| O14 | SPRING HILL | NEW ORLEANS | 14-0 | W |
| O21 | JEFFERSON | NEW ORLEANS | 39-3 | W |
| O27 | Mississippi College | Jackson, Miss. | 13-3 | W |
| N4 | at Georgia Tech | Atlanta, Ga. | 0-45 | L |
| N11 | at Rice | Houston, Texas | 13-23 | L |
| N18 | ALABAMA | NEW ORLEANS | 33-0 | W |
| N30 | LSU | NEW ORLEANS | 14-14 | T |
| D9 | GEORGETOWN | NEW ORLEANS | 0-61 | L |

1917 (5-3)

Head Coach: Clark Shaughnessy

The United States had joined World War I by the time the 1917 football season rolled around and some schools had suspended play. The game went on at Tulane, however, and the team had a new stadium, located on the site of the A.B. Freeman School of Business. Tulane played its first game in the new concrete facility against Washington Artillery, winning 19-0.

The 1917 team won its first four games by a combined score of 131-0 and finished with a 5-3 record. The season ended with a 28-6 win over LSU, as a Tulane line led by Eva Talbot held the Tigers to only one first down.

| | | | | |
|-----|-----------------|------------------------|------|---|
| O6 | JEFFERSON | NEW ORLEANS | 32-0 | W |
| O13 | SPRING HILL | NEW ORLEANS | 28-0 | W |
| O20 | at Florida | Gainesville, Fla. | 52-0 | W |
| O27 | WASH. ARTILLERY | NEW ORLEANS | 19-0 | W |
| N2 | at Texas A&M | College Station, Texas | 0-35 | L |
| N10 | GEORGIA TECH | NEW ORLEANS | 0-46 | L |
| N17 | RICE | NEW ORLEANS | 0-16 | L |
| N29 | at LSU | Baton Rouge, La. | 28-6 | W |

1918 (4-1-1)

Head Coach: Clark Shaughnessy

As the World War escalated, Tulane faced mostly military opponents in 1918. The only loss in a 4-1-1 record was to Camp Pike. The Tulane defense shut out four of its six opponents and allowed only 16 points all season. In a 74-0 battering of Southwestern Louisiana, Harold Gentling broke off a 95-yard run, the longest in Tulane history.

| | | | | |
|-----|-----------------|-------------|------|---|
| N2 | CAMP SHELBY | NEW ORLEANS | 7-0 | W |
| N9 | CAMP BEAUREGARD | NEW ORLEANS | 13-6 | W |
| N13 | SPRING HILL | NEW ORLEANS | 32-0 | W |
| N16 | CAMP PIKE | NEW ORLEANS | 7-10 | L |
| N23 | PENSACOLA NAB | NEW ORLEANS | 0-0 | T |
| N28 | SOUTHWEST LA | NEW ORLEANS | 74-0 | W |

1919 (6-2-1)

Head Coach: Clark Shaughnessy

World War I ended and the Shaughnessy program picked up speed as the team finished 6-2-1. The win over USL that ended the 1918 season and six wins to open the 1919 campaign were a school record seven wins in a row. A 7-7 tie with Georgia ended the winning streak. After a one-year break due to the war, the Tulane-LSU gridiron series resumed and it would stretch uninterrupted into the 1990s. A 73-0 win over Southwestern Louisiana and a 49-0 win over Mississippi College highlighted the season.

| | | | | |
|-----|------------------|----------------|-------|---|
| O4 | JEFFERSON | NEW ORLEANS | 27-0 | W |
| O11 | SOUTHWEST LA | NEW ORLEANS | 73-0 | W |
| O18 | at Spring Hill | Jackson, Miss. | 21-0 | W |
| O25 | OLE MISS | Atlanta, Ga. | 27-12 | W |
| N1 | MISS. COLLEGE | Houston, Texas | 49-0 | W |
| N8 | FLORIDA | NEW ORLEANS | 14-2 | W |
| N15 | at Georgia | Augusta, Ga. | 7-7 | T |
| N22 | LSU | NEW ORLEANS | 6-27 | L |
| N27 | WASHINGTON & LEE | NEW ORLEANS | 0-7 | L |

1920 (6-2-1)

Head Coach: Clark Shaughnessy

Another strong start and another 6-2-1 record tell the story of Tulane's 1920 season. The first four opponents were outscored by a combined 140-0 that fall.

Tulane then fell to Michigan after a long train ride to Ann Arbor that marked the program's first-ever intersectional contest. The team went on to shut out its next three opponents, the last of which was LSU, which fell 21-0 in Baton Rouge. The nickname "Green Wave" was affixed to the program that season and it endured. Coach Shaughnessy resigned after the season, but returned in 1922.

| | | | | |
|-----|-------------------|------------------|------|---|
| O2 | SOUTHWEST LA | NEW ORLEANS | 79-0 | W |
| O9 | MISS. COLLEGE | NEW ORLEANS | 29-0 | W |
| O16 | RICE | NEW ORLEANS | 0-0 | T |
| O23 | OLE MISS | NEW ORLEANS | 32-0 | W |
| O30 | at Michigan | Ann Arbor, Mich. | 0-21 | L |
| N6 | at Florida | Tampa, Fla. | 14-0 | W |
| N13 | MISSISSIPPI STATE | NEW ORLEANS | 6-0 | W |
| N25 | at LSU | Baton Rouge, La. | 21-0 | W |
| D4 | DETROIT | NEW ORLEANS | 0-7 | L |

1921 (4-6)

Head Coach: Myron Fuller

Myron Fuller replaced Clark Shaughnessy as head coach and things did not work well. The Green Wave's record slid to 4-6, the first losing season for the program since 1913.

The 10-game schedule was the most ever for Tulane up to that point. The team won three of the first four before a collapse that saw only one win in the last six contests.

The only win during the skid was a 21-0 verdict over LSU. The last TD in the win over LSU came on a 65-yard punt return by a freshman named Alfred "Brother" Brown, who would go on to become one of Tulane's all-time great football players.

| | | | | |
|-----|--------------------|----------------|-------|---|
| O1 | MISS. COLLEGE | NEW ORLEANS | 0-14 | L |
| O8 | OLE MISS | NEW ORLEANS | 26-0 | W |
| O15 | at Rice | Houston, Texas | 7-6 | W |
| O22 | MISSISSIPPI STATE | NEW ORLEANS | 7-0 | W |
| O29 | at Detroit | Detroit, Mich. | 10-14 | L |
| N5 | AUBURN | NEW ORLEANS | 0-14 | L |
| N12 | at Washington (MO) | St. Louis, Mo. | 6-14 | L |
| N19 | LSU | NEW ORLEANS | 21-0 | W |
| N24 | CENTRE | NEW ORLEANS | 0-21 | L |
| D3 | ALABAMA | NEW ORLEANS | 7-13 | L |



1922 (4-4)

Head Coach: Clark Shaughnessy

Clark Shaughnessy returned to Tulane in 1922 and began laying the foundation for one of the greatest eras in the program's history by bringing in football players who would help to make Tulane a national power on the gridiron.

The season got off to a strong start as Tulane outscored the opposition 104-10 in racing to a 4-0 record. The final four games of the season were losses, however, and the final record was 4-4.

| | | | | |
|-----|-------------------|------------------|-------|---|
| O7 | MISS. COLLEGE | NEW ORLEANS | 30-0 | W |
| O14 | SPRING HILL | NEW ORLEANS | 30-10 | W |
| O21 | CAMP BENNING | NEW ORLEANS | 18-0 | W |
| O28 | MISSISSIPPI STATE | NEW ORLEANS | 26-0 | W |
| N4 | NORTH CAROLINA | NEW ORLEANS | 12-19 | L |
| N11 | at Auburn | Montgomery, Ala. | 0-19 | L |
| N18 | FLORIDA | NEW ORLEANS | 6-27 | L |
| N30 | at LSU | Baton Rouge, La. | 14-25 | L |

1923 (6-3-1)

Head Coach: Clark Shaughnessy

One of the highlights of 1923 for Tulane football was the hiring of assistant coach Bernie Bierman, who would eventually replace Clark Shaughnessy as Tulane head coach and go on to a Hall of Fame career himself.

The 1923 team compiled a 3-3-1 mark before finishing with a flourish by winning its last three games by a combined score of 58-8. Those three wins at the end of the 1923 season kicked off a school record eight-game winning streak and was the beginning of a four-season stretch where Tulane compiled a 21-1-1 record.

| | | | | |
|-----|-----------------|------------------|------|---|
| S29 | SOUTHWEST LA | NEW ORLEANS | 20-2 | W |
| O6 | MISS. COLLEGE | NEW ORLEANS | 18-3 | W |
| O13 | at Texas | Beaumont, Texas | 0-33 | L |
| O20 | LOUISIANA TECH | NEW ORLEANS | 13-7 | W |
| O27 | at Vanderbilt | Nashville, Tenn. | 0-17 | L |
| N3 | at Tennessee | Knoxville, Tenn. | 2-13 | L |
| N10 | at Auburn | Montgomery, Ala. | 6-6 | T |
| N17 | OLE MISS | NEW ORLEANS | 19-0 | W |
| N24 | LSU | NEW ORLEANS | 20-0 | W |
| N29 | WASHINGTON (MO) | NEW ORLEANS | 19-8 | W |

1924 (8-1)

Head Coach: Clark Shaughnessy

Tulane football exploded into national prominence in 1924, setting a new school record for wins with the only loss a 14-6 defeat to Mississippi State. The team won its first five, lost to MSU, then won its last three as captain Brother Brown led the offensive charge with several 100-yard rushing efforts.

Guard Milton Levy and backs Brown and Charles "Peggy" Flournoy were named All-Southern for their play in 1924 as the Green Wave outscored the opposition 201-59 over the course of the season.

| | | | | |
|-----|-------------------|------------------|-------|---|
| S27 | SOUTHWEST LA | NEW ORLEANS | 14-0 | W |
| O4 | MISS. COLLEGE | NEW ORLEANS | 32-7 | W |
| O11 | LOUISIANA TECH | NEW ORLEANS | 42-12 | W |
| O18 | VANDERBILT | NEW ORLEANS | 21-13 | W |
| O25 | SPRING HILL | NEW ORLEANS | 33-0 | W |
| N1 | MISSISSIPPI STATE | NEW ORLEANS | 6-14 | L |
| N8 | at Auburn | Montgomery, Ala. | 14-6 | W |
| N15 | TENNESSEE | NEW ORLEANS | 26-7 | W |
| N27 | at LSU | Baton Rouge, La. | 13-0 | W |

1925 (9-0-1)

Head Coach: Clark Shaughnessy

For the second year in a row, Tulane set a school record for wins in a season as Clark Shaughnessy's finest Tulane team finished 9-0-1. The tie came against Missouri in game two and nobody else came within 10 points of this juggernaut.

All-American Charles "Peggy" Flournoy, one of the game's best punters, was also a threat toting the football and established TU records for touchdowns and points in a season and in a game that endure to this day.

The 1925 team exploded to a 77-0 win over Louisiana College in the season opener as captain Lester Lautenschlaeger returned two punts for touchdowns. The Wave did not give up two TDs in any game and scored in double figures against everyone but Missouri.

Guard Milton Levy and Flournoy were named All-Southern for the second season in a row on a team full of stars that outscored the opposition by a combined 246-32. Tulane's administration turned down a Rose Bowl bid because the trip would keep the team away from its studies.

| | | | | |
|-----|-------------------|------------------|------|---|
| S26 | LOUISIANA COLLEGE | NEW ORLEANS | 77-0 | W |
| O3 | MISSOURI | NEW ORLEANS | 6-6 | T |
| O10 | OLE MISS | NEW ORLEANS | 26-7 | W |
| O17 | MISSISSIPPI STATE | NEW ORLEANS | 25-3 | W |
| O24 | at Northwestern | Evanston, Ill. | 18-7 | W |
| O31 | at Auburn | Montgomery, Ala. | 13-0 | W |
| N7 | LOUISIANA TECH | NEW ORLEANS | 37-9 | W |
| N14 | SEWanee | NEW ORLEANS | 14-0 | W |
| N21 | at LSU | Baton Rouge, La. | 16-0 | W |
| N26 | at Centenary | Shreveport, La. | 14-0 | W |

1926 (3-5-1)

Head Coach: Clark Shaughnessy

Tulane moved into its brand-new home on Willow Street on Oct. 23, even as Clark Shaughnessy was coaching his last season at Tulane and suffering his only losing campaign.

A 40-0 romp over Louisiana Tech got the season off to a promising start, but the team scored more than 10 points only once the rest of the season and finished 3-5-1.

| | | | | |
|-----|----------------------|-------------------|------|---|
| S25 | LOUISIANA TECH | NEW ORLEANS | 40-0 | W |
| O2 | at Missouri | Columbia, Mo. | 0-0 | T |
| O9 | at Georgia Tech | Atlanta, Ga. | 6-9 | L |
| O16 | at New York | New York, N.Y. | 0-21 | L |
| O23 | AUBURN | NEW ORLEANS | 0-2 | L |
| O30 | OLE MISS | NEW ORLEANS | 6-0 | W |
| N6 | at Mississippi State | Starkville, Miss. | 0-14 | L |
| N13 | at Sewanee | Sewanee, Tenn. | 19-7 | W |
| N25 | LSU | NEW ORLEANS | 0-7 | L |

1927 (2-5-1)

Head Coach: Bernie Bierman

Former assistant coach Bernie Bierman, who had been head coach at Mississippi State for two years, returned to Tulane as head coach. Although Bierman was ultimately to lead Tulane football to its greatest heights, his first season ended with a 2-5-1 record. It marked the first time the Green Wave suffered back-to-back losing seasons since 1905-06 and it did not happen again until 1945-46.

The Green Wave defeated Ole Miss in the season opener and LSU in the season finale for its only two wins that fall. It was a dark period for a program used to better times, but the seed of future success was present in halfback Bill Banker, who helped Tulane back to prosperity quickly.

| | | | | |
|-----|-------------------|------------------|------|---|
| O1 | OLE MISS | NEW ORLEANS | 19-7 | W |
| O8 | at Georgia Tech | Atlanta, Ga. | 6-13 | L |
| O15 | MISSISSIPPI STATE | NEW ORLEANS | 6-13 | L |
| O22 | at Vanderbilt | Nashville, Tenn. | 0-32 | L |
| O29 | GEORGIA | NEW ORLEANS | 0-31 | L |
| N5 | AUBURN | NEW ORLEANS | 6-6 | T |
| N12 | at Sewanee | Sewanee, Tenn. | 6-12 | L |
| N24 | at LSU | Baton Rouge, La. | 13-6 | W |



Year-By-Year Summaries

1928 (6-3-1)

Head Coach: Bernie Bierman

Bernie Bierman showed he had things pointed in the right direction when the Green Wave slaughtered its first two 1928 opponents by a combined score of 116-6 as Lake Charles native Bill Banker, the "Blond Blizzard," scored eight TDs.

Captain Charles Rucker led a strong offensive line that helped the Green Wave outscore the opposition 264-76 that fall.

A narrow loss to Georgia Tech started a three-game losing streak, but when that streak was over, Tulane did not lose again for nearly two years. From Nov. 3, 1928, until Bierman left the program after the 1932 Rose Bowl, Tulane compiled a football record of 32-2-1.

| | | | | |
|-----|-----------------------|-------------------|-------|---|
| S29 | at Northwestern State | Natchitoches, La. | 65-0 | W |
| O6 | at Mississippi St. | Starkville, Miss. | 51-6 | W |
| O13 | GEORGIA TECH | NEW ORLEANS | 0-12 | L |
| O20 | VANDERBILT | NEW ORLEANS | 6-13 | L |
| O27 | at Georgia | Athens, Ga. | 14-20 | L |
| N3 | MILLSAPS | NEW ORLEANS | 27-0 | W |
| N10 | AUBURN | NEW ORLEANS | 13-12 | W |
| N17 | SEWANEE | NEW ORLEANS | 41-6 | W |
| N24 | LOUISIANA COLLEGE | NEW ORLEANS | 47-7 | W |
| N29 | LSU | NEW ORLEANS | 0-0 | T |

1929 (9-0)

Head Coach: Bernie Bierman

Coach Bernie Bierman led a team of Tulane future legends to a 9-0 finish that featured five shutouts and plenty of offensive fireworks. Captain Bill Banker ended his magnificent Tulane career with All-America recognition. His name remains a fixture in the Tulane record book.

Running behind a ferocious line anchored by All-Southern center Lloyd "Preacher" Roberts, Banker and fellow halfback Ike Armstrong shredded opposing defenses as the Wave outscored the other side 297-45.

Making his first appearance for the Green Wave that fall was a young Arkansan named Jerry Dalrymple, whose end play during his three-year career led many to consider him the finest player in Tulane history.

| | | | | |
|-----|-------------------|------------------|-------|---|
| S28 | NORTHWESTERN ST | NEW ORLEANS | 40-6 | W |
| O5 | TEXAS A&M | NEW ORLEANS | 13-10 | W |
| O12 | MISSISSIPPI STATE | NEW ORLEANS | 34-0 | W |
| O19 | SOUTHWEST LA | NEW ORLEANS | 60-0 | W |
| O26 | GEORGIA TECH | NEW ORLEANS | 20-14 | W |
| N2 | at Georgia | Columbus, Ga. | 21-15 | W |
| N9 | AUBURN | NEW ORLEANS | 52-0 | W |
| N16 | SEWANEE | NEW ORLEANS | 18-0 | W |
| N28 | at LSU | Baton Rouge, La. | 21-0 | W |

1930 (8-1)

Head Coach: Bernie Bierman

When the 1930 team lost the second game of the season to Northwestern on a chilly October afternoon in Chicago, it snapped a school-record 10-game winning streak. When the team roared back to beat Texas A&M the next weekend, a new streak was started and it stretched to the current school record of 18 wins in a row.

In fashioning an 8-1 record, Tulane outscored the opposition 263-30 in 1930, shutting out six of its nine opponents behind the end play of All-American Jerry Dalrymple. Sophomore Don Zimmerman replaced Bill Banker as Tulane's top offensive threat and would go on to All-America recognition himself.

| | | | | |
|-----|-------------------|------------------------|------|---|
| S27 | SOUTHWEST LA | NEW ORLEANS | 84-0 | W |
| O4 | at Northwestern | Evanston, Ill. | 0-14 | L |
| O11 | at Texas A&M | College Station, Texas | 19-9 | W |
| O18 | B'HAM-SOUTHERN | NEW ORLEANS | 21-0 | W |
| O25 | at Georgia Tech | Atlanta, Ga. | 28-0 | W |
| N1 | MISSISSIPPI STATE | NEW ORLEANS | 53-0 | W |
| N8 | AUBURN | NEW ORLEANS | 21-0 | W |
| N15 | GEORGIA | NEW ORLEANS | 25-0 | W |
| N27 | LSU | NEW ORLEANS | 12-7 | W |



While Tulane's 1931 team (above) was arguably the best in school history, it was not the first Green Wave squad to earn a bid to the Rose Bowl. The 1925 Greenies also were selected but turned down the offer due to the amount of time the student-athletes would be away from their studies.

1931 (11-1)

Head Coach: Bernie Bierman

Arguably the best team in Tulane history, the 1931 team shut out eight of its regular season opponents, set a school record for wins, finished the regular season unbeaten at 11-0 and earned a Rose Bowl bid. Outscoring the opposition by an awesome 338-35, the team allowed only one regular season opponent within 14 points. Future Tulane Hall of Famers Lefty Haynes, John Scafide, Jerry Dalrymple, Red Dawson, Wop Glover, Don Zimmerman and Nollie Felts all started on offense in the Rose Bowl.

The unquestioned leader of this great team was Dalrymple, Tulane's first consensus All-American. Dalrymple's aggressive end play helped Tulane shut out eight of its first nine opponents in 1931, and 13 of 15 over a stretch dating back to the middle of the 1930 season. Offensively, Zimmerman's rushing and passing established an individual total offense record (1,459 yards) that endured 48 years.

The Rose Bowl encounter saw USC grab a 21-0 third quarter lead, only to have Tulane roar back on a Zimmerman-to-Haynes TD pass and a TD run by Glover that closed it to 21-12 before the Green Wave rally fell short.

| | | | | |
|----------------------------------|-------------------|------------------|-------|---|
| S26 | OLE MISS | NEW ORLEANS | 31-0 | W |
| O3 | TEXAS A&M | NEW ORLEANS | 7-0 | W |
| O10 | SPRING HILL | NEW ORLEANS | 40-0 | W |
| O17 | at Vanderbilt | Nashville, Tenn. | 19-0 | W |
| O24 | GEORGIA TECH | NEW ORLEANS | 33-0 | W |
| O31 | MISSISSIPPI STATE | NEW ORLEANS | 59-7 | W |
| N7 | at Auburn | Montgomery, Ala. | 27-0 | W |
| N14 | at Georgia | Athens, Ga. | 20-0 | W |
| N21 | SEWANEE | NEW ORLEANS | 40-0 | W |
| N28 | LSU | NEW ORLEANS | 34-7 | W |
| D5 | WASHINGTON STATE | NEW ORLEANS | 28-14 | W |
| <u>ROSE BOWL</u> • (Att. 75,562) | | | | |
| J1 | Southern Cal | Pasadena, CA | 12-21 | L |

1932 (6-2-1)

Head Coach: Ted Cox

Ted Cox, an assistant to Bernie Bierman since 1927, took over the head coaching reins and the winning tradition continued. All-American Don Zimmerman was a leader on both sides of the ball as he ended his career as Tulane's all-time leader in total offense and passes intercepted, setting records that lasted until the 1970s.

The Green Wave beat some big-time football teams in spite of being hard hit by graduation, but finishing 6-2-1 was considered a definite "re-building" effort for the Tulane program of that day. The Green Wave lost to LSU for the first time since 1926.

| | | | | |
|-----|-----------------|------------------|-------|---|
| O1 | TEXAS A&M | NEW ORLEANS | 26-14 | W |
| O8 | GEORGIA | NEW ORLEANS | 34-25 | W |
| O15 | VANDERBILT | NEW ORLEANS | 6-6 | T |
| O22 | AUBURN | NEW ORLEANS | 7-19 | L |
| O29 | SOUTH CAROLINA | NEW ORLEANS | 6-0 | W |
| N5 | at Georgia Tech | Atlanta, Ga. | 20-14 | W |
| N12 | at Kentucky | Lexington, Ky. | 6-3 | W |
| N19 | SEWANEE | NEW ORLEANS | 26-9 | W |
| N26 | at LSU | Baton Rouge, La. | 0-14 | L |



1933 (6-3-1, 4-2-1 SEC)

Head Coach: Ted Cox

As Tulane began its charter membership in the Southeastern Conference, Coach Ted Cox rallied his team to a 6-3-1 finish. The 1933 team lost its first two games, the first time Tulane was beaten in consecutive games since 1928, but the team lost only once more the rest of the year.

On Oct. 21, Howard "Bucky" Bryan returned a kickoff 100 yards on a muddy field to beat Georgia Tech 7-0.

| | | | | |
|-----|--------------------|---------------|-------|---|
| S29 | TEXAS A&M | NEW ORLEANS | 6-13 | L |
| O7 | at Georgia* | Athens, Ga. | 13-26 | L |
| O14 | MARYLAND | NEW ORLEANS | 20-0 | W |
| O21 | at Georgia Tech* | Atlanta, Ga. | 7-0 | W |
| O28 | AUBURN* | NEW ORLEANS | 7-13 | L |
| N4 | at Colgate | Hamilton, Ny. | 7-0 | W |
| N11 | MISSISSIPPI STATE* | NEW ORLEANS | 33-0 | W |
| N18 | KENTUCKY* | NEW ORLEANS | 34-0 | W |
| N25 | SEWANEE* | NEW ORLEANS | 26-9 | W |
| D2 | LSU* | NEW ORLEANS | 7-7 | T |



The legendary Claude Simons led the 1934 Greenies to a 10-1 season, an SEC Championship, and a victory in the inaugural Sugar Bowl.

1934 (10-1, 8-0 SEC)

Head Coach: Ted Cox

All-American Claude "Little Monk" Simons, son of legendary Green Wave trainer Claude "Big Monk" Simons, did everything but cut the grass as he led the way to a 10-1 record that included a 20-14 win over Temple in the first Sugar Bowl game. Simons led the team in rushing, passing and scoring, played great defense, punted well and returned kicks for TDs.

Coach Ted Cox's finest Tulane team's only loss was to Colgate before 50,000 fans in Yankee Stadium. Tulane and Alabama tied for the SEC Championship that fall with 7-0 conference records.

Simons took a lateral from Bucky Bryan on a punt and returned it 45 yards for a fourth quarter TD to beat LSU, 13-12, to earn the bowl bid.

In the Sugar Bowl game, Simons took a lateral from John McDaniel on a kickoff and brought it 85 yards for Tulane's first score to cut the Temple lead to 14-7. End Red Hardy caught second half TD passes from Bryan and Barney Mintz to give the Green Wave a 20-14 win and its first bowl victory.

SOUTHEASTERN CONFERENCE CHAMPIONS

| | | | | |
|---------------------------------|---------------|-------------------|-------|---|
| S29 | CHATTANOOGA | NEW ORLEANS | 41-0 | W |
| O6 | AUBURN* | NEW ORLEANS | 13-0 | W |
| O13 | at Florida* | Gainesville, Fla. | 28-12 | W |
| O20 | GEORGIA* | NEW ORLEANS | 7-6 | W |
| O27 | GEORGIA TECH* | NEW ORLEANS | 20-12 | W |
| N3 | OLE MISS* | NEW ORLEANS | 15-0 | W |
| N10 | at Colgate | Hamilton, N.Y. | 6-20 | L |
| N17 | at Kentucky* | Lexington, Ky. | 20-7 | W |
| N24 | SEWANEE* | NEW ORLEANS | 32-0 | W |
| D1 | at LSU* | Baton Rouge, La. | 13-12 | W |
| <u>SUGAR BOWL</u> • Att. 22,026 | | | | |
| J1 | TEMPLE | NEW ORLEANS | 20-14 | W |

1935 (6-4, 3-3 SEC)

Head Coach: Ted Cox

The Green Wave posted its eighth consecutive winning season, but a 6-4 record was not enough to save Coach Ted Cox's job. Tulane got revenge on the Colgate team that dealt the Wave its only loss of 1934 when Barney Mintz's 90-yard interception return sparked a 14-6 win.

A 41-0 loss to LSU in the season finale was the final straw, however, and Cox became the only Tulane coach with a winning record ever to be fired. He stands as the only Tulane football coach of more than two seasons who never failed to field a winning team. Cox was replaced as head coach by Lowell "Red" Dawson, quarterback of the 1931 Rose Bowl team.

| | | | | |
|-----|-----------------|--------------------|-------|---|
| S28 | VMI | NEW ORLEANS | 44-0 | W |
| O5 | AUBURN* | NEW ORLEANS | 0-10 | L |
| O12 | FLORIDA* | NEW ORLEANS | 19-7 | W |
| O19 | at Minnesota | Minneapolis, Minn. | 0-20 | L |
| O26 | SEWANEE* | NEW ORLEANS | 33-0 | W |
| N2 | COLGATE | NEW ORLEANS | 14-6 | W |
| N9 | GEORGIA* | NEW ORLEANS | 13-26 | L |
| N16 | KENTUCKY* | NEW ORLEANS | 20-13 | W |
| N23 | NORTHWESTERN ST | NEW ORLEANS | 13-0 | W |
| N30 | LSU* | NEW ORLEANS | 0-41 | L |

1936 (6-3-1, 2-3-1 SEC)

Head Coach: Red Dawson

Red Dawson's first Tulane team finished 6-3-1 and started the tradition of strong defense that was the hallmark of his tenure. Six of the 1936 opponents were held to less than 10 points, including Auburn, who Tulane tied 0-0. A four-game winning streak at mid-year was the season highlight, but the team took another thumping (33-0) from LSU at the end.

Dawson went national in his recruiting and began to bring in players that would lead Tulane football back to national prominence.

| | | | | | |
|-----|----------------|-----------------|-------|-------|---|
| S26 | OLE MISS* | NEW ORLEANS | 7-6 | W | |
| O3 | AUBURN* | NEW ORLEANS | 0-0 | T | |
| O10 | CENTENARY | NEW ORLEANS | 19-0 | W | |
| O17 | at Colgate | Hamilton, NY | 28-6 | W | |
| O24 | NORTH CAROLINA | NEW ORLEANS | 18/NR | 21-7 | W |
| O31 | LOUISIANA TECH | NEW ORLEANS | 9/NR | 22-13 | W |
| N7 | at Alabama* | Birmingham, AL | 10/14 | 7-34 | L |
| N14 | GEORGIA* | NEW ORLEANS | 6-12 | L | |
| N21 | SEWANEE* | NEW ORLEANS | 53-6 | W | |
| N28 | at LSU* | Baton Rouge, LA | 19/2 | 0-33 | L |

1937 (5-4-1, 2-3-1 SEC)

Head Coach: Red Dawson

The 1937 Tulane team finished 5-4-1, the program's 10th consecutive winning season. Eight of the 10 opponents scored less than 10 points and the team featured the running attack expected of a Red Dawson-coached squad. The highlight of the season was an 84-0 thrashing of Mississippi College, which saw Tulane rush for a school-record 638 yards, while the opposition gained only seven.

| | | | | | |
|-----|-------------------|-------------------|------|------|---|
| S25 | CLEMSON | NEW ORLEANS | 7-0 | W | |
| O2 | AUBURN* | NEW ORLEANS | 0-0 | T | |
| O9 | MISS. COLLEGE | NEW ORLEANS | 84-0 | W | |
| O16 | at Colgate | Hamilton, N.Y. | 7-6 | W | |
| O23 | at North Carolina | Chapel Hill, N.C. | 0-13 | L | |
| O30 | OLE MISS* | NEW ORLEANS | 14-7 | W | |
| N6 | ALABAMA* | NEW ORLEANS | 19/2 | 6-9 | L |
| N13 | at Georgia* | Athens, Ga. | 6-7 | L | |
| N20 | SEWANEE* | NEW ORLEANS | 13-7 | W | |
| N27 | LSU* | NEW ORLEANS | NR/8 | 7-20 | L |



Year-By-Year Summaries

1938 (7-2-1, 4-1-1 SEC)

Head Coach: Red Dawson

Coach Red Dawson's program began to take hold in 1938 as Tulane won seven of its last eight games to finish 7-2-1. The only losses were by three points each to Clemson and Alabama. All-America end Ralph Wenzel and All-SEC running back Warren Brunner led the charge, but good football players walked the Tulane campus in numbers. Five opponents failed to cross the Tulane goal line that fall.

The Green Wave beat LSU for the first time since 1934, but the game was marred by a massive brawl that spilled over into the cane fields that surrounded Tiger Stadium in those days. The battle would stop momentarily when the band played the national anthem, only to resume when the last note sounded.

| FINAL RANKING: 19th AP | | | | |
|------------------------|--------------------|-------------------|-----------|---|
| S24 | CLEMSON | NEW ORLEANS | 10-13 | L |
| O1 | AUBURN* | NEW ORLEANS | 0-0 | T |
| O8 | at North Carolina | Chapel Hill, N.C. | 17-14 | W |
| O15 | RICE | NEW ORLEANS | 26-17 | W |
| O22 | MERCER | NEW ORLEANS | 51-0 | W |
| O29 | MISSISSIPPI STATE* | NEW ORLEANS | 27-0 | W |
| N5 | at Alabama* | Birmingham, Ala. | NR/15 0-3 | L |
| N12 | GEORGIA* | NEW ORLEANS | 28-6 | W |
| N19 | SEWANEE* | NEW ORLEANS | 38-0 | W |
| N26 | LSU* | NEW ORLEANS | 14-0 | W |

1939 (8-1-1, 5-0 SEC)


Head Coach: Red Dawson

The 1939 team was one of Tulane's finest, finishing the regular season unbeaten and dropping a hotly-contested 14-13 decision to Texas A&M in the Sugar Bowl. Captain Paul Krueger led a blue-collar team through a tough schedule and won with defense and a punishing running game.

Coach Red Dawson assembled this team from 13 states and the Panama Canal Zone. Five of nine regular season opponents were shut out and two others scored only once. At one point, the Dawson juggernaut shut out three consecutive opponents by a combined score of 90-0.

End Ralph Wenzel and tackle Harley McCollum earned All-America recognition and guard Tommy O'Boyle and back Bobby "Jitterbug" Kellogg were named All-SEC.

When the regular season ended 8-0-1, Tulane was matched with unbeaten Texas A&M in the Sugar Bowl, and the game was a great one. A&M led 7-0 at the half, but Kellogg returned a punt 75 yards to tie it in the third period. Tough running by Fred Cassibry set up a TD rush by Monette Butler that staked Tulane to a 13-7 lead after the conversion was blocked. The Aggies struck back through the air, scoring the winning TD on a pass and lateral that Tulane hotly-contested was an illegal "pick" play. The TD stood, and one of Tulane's great football teams had suffered its only loss.



Paul Krueger captained a blue-collar Tulane team which earned a bid to the 1939 Sugar Bowl.

| FINAL RANKING: 5th AP | | | | |
|-----------------------------------|----------------|----------------|------------|---|
| Southeastern Conference Champions | | | | |
| S30 | CLEMSON | NEW ORLEANS | 7-6 | W |
| O7 | AUBURN* | NEW ORLEANS | 12-0 | W |
| O14 | FORDHAM | NEW ORLEANS | 7-0 | W |
| O21 | NORTH CAROLINA | NEW ORLEANS | 14-14 | T |
| O28 | OLE MISS* | NEW ORLEANS | 9/14 18-6 | W |
| N11 | ALABAMA* | NEW ORLEANS | 7/20 13-0 | W |
| N18 | at Columbia | New York, N.Y. | 6/NR 25-0 | W |
| N25 | SEWANEE* | NEW ORLEANS | 5/NR 52-0 | W |
| D2 | LSU* | NEW ORLEANS | 5/NR 33-20 | W |
| 41,531 | | | | |
| SUGAR BOWL | | | | |
| J1 | TEXAS A&M | NEW ORLEANS | 5/1 13-14 | L |
| 73,000 | | | | |

1940 (5-5, 1-3 SEC)

Head Coach: Red Dawson

Hit hard by graduation, Tulane's 1940 team posted a 5-5 record, marking the first time since 1927 that the Green Wave did not field a winning football team. Coach Red Dawson rallied the troops after the season started 0-3, but a loss to LSU in the season finale prevented a winning campaign. Guard Tommy O'Boyle earned All-America recognition as he led the charge for Dawson's ground-oriented attack. The 1940 team still holds the season record for rushing attempts with 649.

| | | | | |
|--------|-------------------|-------------------|------------|---|
| S28 | BOSTON COLLEGE | NEW ORLEANS | 7-27 | L |
| O5 | AUBURN* | NEW ORLEANS | 14-20 | L |
| O12 | at Fordham | Bronx, N.Y. | 7-20 | L |
| O19 | RICE | NEW ORLEANS | 15-6 | W |
| O26 | at North Carolina | Chapel Hill, N.C. | 14-13 | W |
| N2 | CLEMSON | NEW ORLEANS | NR/10 13-0 | W |
| N9 | at Alabama* | Birmingham, Ala. | 6-13 | L |
| N16 | GEORGIA* | NEW ORLEANS | 21-13 | W |
| N23 | N'WESTERN ST. | NEW ORLEANS | 47-0 | W |
| N30 | at LSU* | Baton Rouge, La. | 0-14 | L |
| 30,799 | | | | |

1941 (5-4, 2-3 SEC)

Head Coach: Red Dawson

The nation drifted toward World War II as Red Dawson delivered a winning record in his last season as Tulane head coach. The 1941 team finished 5-4 and displayed a bit more offense than Dawson's previous squads, scoring better than 30 points in four of their five wins.

Ernie Blandin led the way from his tackle spot and was named a consensus All-American after the season. Bobby Glass, who would be killed in action in World War II, led the rushing attack with 683 yards and eight TDs. Lou Thomas established a season record with an average of 6.8 yards total offense per play, and also returned a kickoff 100 yards in a 52-6 win over North Carolina.

| | | | | |
|--------|----------------|------------------|-------------|---|
| S27 | BOSTON COLLEGE | NEW ORLEANS | 21-7 | W |
| O4 | AUBURN* | NEW ORLEANS | 32-0 | W |
| O11 | at Rice | Houston, Texas | 9-10 | L |
| O18 | NORTH CAROLINA | NEW ORLEANS | 17/NR 52-6 | W |
| O25 | OLE MISS* | NEW ORLEANS | 10/NR 13-20 | L |
| N1 | at Vanderbilt* | Nashville, Tenn. | NR/10 34-14 | W |
| N8 | ALABAMA* | NEW ORLEANS | 14/NR 14-19 | L |
| N15 | at New York | New York, N.Y. | 45-0 | W |
| N29 | LSU* | NEW ORLEANS | 0-19 | L |
| 50,764 | | | | |

1942 (4-5, 1-4 SEC)

Head Coach: Claude Simons, Jr.

Claude "Little Monk" Simons, an All-American for the Green Wave in 1934, took over the head coaching reins from Red Dawson and was faced with putting together a football team during the chaos of World War II. Players were leaving for military service, while others were coming to campus from other universities to participate in military training programs.

Simons led the Wave against a nine-game schedule and wound up with a 4-5 record, Tulane's first losing season since 1927. The season started off well as Tulane journeyed west to defeat the USC Trojans, 27-13. A three-game losing skid to conclude the season ended hopes of a winning campaign.

Lou Thomas led the team in rushing and passing.

| | | | | |
|--------|--------------------|---------------------|-------------|-----|
| S26 | at Southern Cal | Los Angeles, Calif. | 27-13 | W |
| O3 | AUBURN* | NEW ORLEANS | 13-27 | L |
| O10 | RICE | NEW ORLEANS | 18-7 | W |
| O17 | at Georgia* | Athens, Ga. | NR/2 0-40 | L |
| O24 | NORTH CAROLINA | NEW ORLEANS | NR/19 29-14 | W |
| O31 | VANDERBILT* | NEW ORLEANS | 28-21 | W |
| N7 | MISSISSIPPI STATE* | NEW ORLEANS | | 0-7 |
| L | | | | |
| N14 | GA. NAVY P-F | NEW ORLEANS | 0-7 | L |
| N26 | at LSU* | Baton Rouge, La. | 6-18 | L |
| 30,071 | | | | |

Year-By-Year Summaries



1943 (3-3, 1-1 SEC) Head Coach: Claude Simons, Jr.

The six games Tulane played in 1943 were the fewest since the wartime year of 1918, and Monk Simons led his second Green Wave squad to a 3-3 record. End Ray Olsen, guard Gaston Bourgeois, center Lester Gatewood and back Joe Renfroe all earned All-SEC recognition that fall. Bourgeois, a 16-year-old freshman, started for Tulane for four years and earned All-SEC recognition each season. The 1943 victories came over Rice, SMU and LSU.

| | | | | | |
|-----|---------------|----------------|-------|------|--------|
| O2 | MEMPHIS NAVY | NEW ORLEANS | 7-41 | L | |
| O9 | at Rice | Houston, Texas | 33-0 | W | |
| O23 | SMU | NEW ORLEANS | 12-6 | W | |
| O30 | GA. NAVY P-F | NEW ORLEANS | 13-14 | L | |
| N13 | GEORGIA TECH* | NEW ORLEANS | NR/19 | 0-33 | L |
| N20 | LSU* | NEW ORLEANS | 27-0 | W | 35,893 |

1944 (4-3, 1-2 SEC) Head Coach: Claude Simons, Jr.

Monk Simons fielded his only winning team in 1944 as the squad finished another war-abbreviated schedule 4-3.

This team enjoyed considerable success on the ground as it rushed for more than 300 yards four times, the only Tulane team since 1940 to do so. The biggest victims of the Tulane running game were Clemson (504 yards) and SMU (417 yards). Dub Jones led Wave rushers with 700 yards and earned All-America recognition.

| | | | | | |
|-----|------------------|------------------|-------|------|--------|
| O7 | at Notre Dame | South Bend, Ind. | 0-26 | L | 45,000 |
| O14 | RICE | NEW ORLEANS | 21-0 | W | 30,000 |
| O21 | AUBURN* | NEW ORLEANS | 16-13 | W | |
| O28 | SMU | NEW ORLEANS | 27-7 | W | 22,000 |
| N11 | at Georgia Tech* | Atlanta, Ga. | NR/13 | 7-34 | L |
| N18 | CLEMSON | NEW ORLEANS | 36-20 | W | 10,000 |
| D2 | at LSU* | Baton Rouge, La. | 6-25 | L | 25,248 |

1945 (2-6-1, 1-3-1 SEC) Head Coach: Claude Simons, Jr.

The wartime shuffling of players on and off campus finally caught up with Tulane, and the 2-6-1 record in 1945 was the school's worst since 1910. Coach Monk Simons had his team off to a 2-2-1 start in his final season, but then saw his team suffer through a four-game losing streak at the end.

Ernest Crouch produced one of the highlights of the season by returning two interceptions for touchdowns in a 19-7 win over SMU, a single-game record that still stands.

| | | | | | |
|-----|---------------|----------------|-------|-------|--------|
| O6 | FLORIDA* | NEW ORLEANS | 6-6 | T | 20,000 |
| O13 | at Rice | Houston, Texas | 7-13 | L | 14,000 |
| O20 | AUBURN* | NEW ORLEANS | 14-20 | L | |
| O27 | SMU | NEW ORLEANS | 19-7 | W | 28,000 |
| N3 | MISS. STATE* | NEW ORLEANS | NR/15 | 14-13 | W |
| N10 | GEORGIA TECH* | NEW ORLEANS | 7-41 | L | 30,000 |
| N17 | CLEMSON | NEW ORLEANS | 20-47 | L | 18,000 |
| N24 | NOTRE DAME | NEW ORLEANS | NR/5 | 6-21 | L |
| D1 | LSU* | NEW ORLEANS | 0-33 | L | 52,644 |

1946 (3-7, 2-4 SEC) Head Coach: Henry Frnka

Coach Henry Frnka moved to Tulane to take over the football program after leading Tulsa to four bowl games, including two Sugar Bowls. The initial results were disappointing, but Frnka was laying a foundation that would produce significant success for the Green Wave in the late 1940s.

One of the keys to that foundation was New Orleanian Eddie Price, just out of the Navy and about to become one of the most feared rushers in college football. Price played sparingly early in his freshman year, but still led Tulane in rushing with 309 yards.

The 1946 team ended with a 3-7 record as military veterans like Ben-

nie Ellender, O.J. Key, Ken Tarzetti, Vic Klein and Don Fortier returned to campus to help Frnka rebuild Tulane football fortunes.

| | | | | | |
|-----|------------------|------------------|-------|-------|--------|
| S28 | ALABAMA* | NEW ORLEANS | 6-7 | L | 64,371 |
| O5 | FLORIDA* | NEW ORLEANS | 27-13 | W | 35,000 |
| O12 | RICE | NEW ORLEANS | 6-25 | L | 45,000 |
| O19 | AUBURN* | NEW ORLEANS | 32-0 | W | 35,000 |
| O26 | MISS. STATE* | NEW ORLEANS | 7-14 | L | 45,000 |
| N9 | CLEMSON | NEW ORLEANS | 54-13 | W | 25,301 |
| N16 | at Georgia Tech* | Atlanta, Ga. | NR/7 | 7-35 | L |
| N23 | NOTRE DAME | NEW ORLEANS | NR/2 | 0-41 | L |
| N30 | at LSU* | Baton Rouge, La. | NR/9 | 27-41 | L |
| D21 | SOUTHERN CAL | NEW ORLEANS | 13-20 | L | 25,000 |

1947 (2-5-2, 2-3-2 SEC) Head Coach: Henry Frnka

Henry Frnka's second Green Wave team finished 2-5-2, but some of the pieces of the squad that exploded to success in 1948 were beginning to fall into place.

Sophomore Eddie Price led Tulane in rushing again. Against Auburn, Price rambled for 103 yards and Johnny Campora added 104 as Tulane rolled up 431 yards on the ground in a 40-0 win.

Against Alabama in the season opener, Price returned a kickoff 100 yards and Bennie Ellender came right back with a TD pass to Ray Prats as Tulane exploded for two quick TDs that keyed a 21-20 win.

| | | | | | |
|-----|---------------|------------------|-------|------|---|
| S27 | ALABAMA* | NEW ORLEANS | 21-20 | W | |
| O4 | GEORGIA TECH* | NEW ORLEANS | 0-20 | L | |
| O11 | at Rice | Houston, Texas | NR/16 | 0-3 | L |
| O18 | OLE MISS* | NEW ORLEANS | 14-27 | L | |
| O25 | AUBURN* | NEW ORLEANS | 40-0 | W | |
| N1 | MISS. STATE* | NEW ORLEANS | 0-20 | L | |
| N15 | FLORIDA* | NEW ORLEANS | 7-7 | T | |
| N22 | at Notre Dame | South Bend, Ind. | NR/2 | 6-59 | L |
| D6 | LSU* | NEW ORLEANS | 6-6 | T | |

1948 (9-1, 5-1 SEC) Head Coach: Henry Frnka

Junior Eddie Price led the Green Wave to a 9-1 record with 1,178 yards rushing, as he gained at least 100 yards in seven of the team's 10 games.

Coach Henry Frnka also crafted a strong passing attack that fall, as sophomore Joe Ernst threw for 809 yards and Dick Sheffield set a season record that lasted 22 years by averaging 18.6 yards per catch.


Operating behind a forward wall that included All-SEC tackle Paul Lea and center Stan Kottemann, Price and Ernst helped the Wave end the season on an eight-game winning streak as the only loss came to Georgia Tech in game two.

Defensively, linebacker Bill Svoboda and defensive back Bobby Jones led a unit that shut out four opponents and did not allow anyone to score more than twice. The season ended on a pleasant note as Tulane swamped LSU 46-0 in Baton Rouge. The team was richly deserving of a bowl invite but got none.

| | | | | | |
|------------------------|------------------|------------------|-------|------|---|
| FINAL RANKING: 13th AP | | | | | |
| S25 | ALABAMA* | NEW ORLEANS | 21-14 | W | |
| O2 | at Georgia Tech* | Atlanta, Ga. | 7-13 | L | |
| O9 | SOUTH CAROLINA | NEW ORLEANS | 14-0 | W | |
| O16 | OLE MISS* | NEW ORLEANS | NR/10 | 20-7 | W |
| O23 | AUBURN* | NEW ORLEANS | 17/NR | 21-6 | W |
| O30 | MISSISSIPPI ST.* | NEW ORLEANS | 19/NR | 9-0 | W |
| N6 | VMI | NEW ORLEANS | 20/NR | 28-7 | W |
| N13 | BAYLOR | NEW ORLEANS | 35-13 | W | |
| N20 | at Cincinnati | Cincinnati, Ohio | 14/NR | 6-0 | W |
| N27 | at LSU* | Baton Rouge, La. | 14/NR | 46-0 | W |



Year-By-Year Summaries



Eddie Price led the Gren Wave to the 1949 SEC title as a senior. It was one of three SEC titles won by the Green Wave from 1934 to 1949.

1949 (7-2-1, 5-1 SEC) Head Coach: Henry Frnka

All-American Eddie Price ran wild again, rushing for 1,137 yards in only nine games as Tulane finished 7-2-1. Price ended his fabulous career as the NCAA's all-time leading rusher with 3,095 career yards. He rushed for 238 yards against Navy that season in his finest career performance, and had five games over 100 yards in the nine he played.

The team won its first three games to stretch the school's winning streak to 11. The only losses were to Notre Dame and LSU. A big upset by LSU in the season finale probably cost Tulane a bowl berth.

Tackle Paul Lea was named All-SEC for the second season in a row, and Jimmy Glisson set school records in the secondary with four interceptions in one game and nine in a season.

SOUTHEASTERN CONFERENCE CHAMPIONS

| | | | | | |
|-----|------------------|----------------------|-------|-------|--------|
| S24 | Alabama* | Mobile, Ala. | 28-14 | W | |
| O1 | GEORGIA TECH* | NEW ORLEANS | 18-0 | W | |
| O8 | SE LOUISIANA | NEW ORLEANS | 4/NR | 40-0 | W |
| O15 | at Notre Dame | South Bend, Ind. | 4/1 | 7-46 | L |
| O22 | AUBURN* | NEW ORLEANS | 20/NR | 14-6 | W |
| O29 | MISSISSIPPI ST.* | NEW ORLEANS | | 54-6 | W |
| N5 | NAVY | NEW ORLEANS | | 21-21 | T |
| N12 | at Vanderbilt* | Nashville, Tenn. | | 41-14 | W |
| N19 | at Virginia | Charlottesville, Va. | 19/NR | 28-14 | W |
| N26 | LSU* | NEW ORLEANS | 10/13 | 0-21 | L |
| | | | | | 79,292 |

1950 (6-2-1, 3-1-1 SEC) Head Coach: Henry Frnka

Coach Henry Frnka led the Green Wave to its third consecutive winning season with a 6-2-1 record. Harold Waggoner replaced Price as the team's top rusher, and he set a new season record by averaging 6.8 yards per carry.

Quarterback Joe Ernst set a new Tulane record with 990 passing yards. In a 27-0 win over Navy, he connected with Joe Shinn 10 times for 152 yards. Ernst's yardage record lasted 19 years, while Shinn's single-game receiving marks stood for 32 seasons. Tackle Paul Lea was named All-SEC for the third year in a row, the only Tulane player to ever achieve this honor.

FINAL RANKING: 20th AP

| | | | | | |
|-----|-------------|----------------|-------|-------|---|
| S30 | ALABAMA* | NEW ORLEANS | 14-26 | L | |
| O7 | LA COLLEGE | NEW ORLEANS | 64-0 | W | |
| O14 | NOTRE DAME | NEW ORLEANS | NR/10 | 9-13 | L |
| O21 | OLE MISS* | NEW ORLEANS | | 27-20 | W |
| O28 | at Auburn* | Auburn, Ala. | | 28-0 | W |
| N11 | at Navy* | Baltimore, Md. | | 27-0 | W |
| N18 | VIRGINIA | NEW ORLEANS | | 42-18 | W |
| N25 | VANDERBILT* | NEW ORLEANS | | 35-6 | W |
| D2 | LSU* | NEW ORLEANS | 20/NR | 14-14 | T |

1951 (4-6, 1-5 SEC) Head Coach: Henry Frnka

Tulane posted a losing 4-6 mark in Coach Henry Frnka's final season. Facing an athletic deficit, the university put football on an austerity program and limited the number of scholarships. Coach Frnka left Tulane after the 1951 season with 31 wins.

A lanky Texan named Max McGee, who went on to earn fame in the NFL as a wide receiver, led Tulane rushers as a sophomore with 537 yards. W.C. McElhannon led the team with 33 receptions and Lester Kennedy just missed the school record with eight interceptions.

| | | | | | |
|-----|----------------|------------------|-------|-------|---|
| S29 | MIAMI (FLA) | NEW ORLEANS | | 21-7 | W |
| O6 | BAYLOR | NEW ORLEANS | NR/19 | 14-27 | L |
| O13 | HOLY CROSS | NEW ORLEANS | NR/15 | 20-14 | W |
| O20 | at Ole Miss* | Oxford, Miss. | | 6-25 | L |
| O27 | AUBURN* | NEW ORLEANS | | 0-21 | L |
| N3 | MISS. STATE* | NEW ORLEANS | | 7-10 | L |
| N10 | KENTUCKY* | NEW ORLEANS | NR/12 | 0-37 | L |
| N17 | at Vanderbilt* | Nashville, Tenn. | | 14-10 | W |
| N24 | SE LOUISIANA | NEW ORLEANS | | 48-7 | W |
| D1 | at LSU* | Baton Rouge, La. | | 13-14 | L |

1952 (5-5, 3-5 SEC) Head Coach: Raymond Wolf

Raymond "Bear" Wolf replaced Henry Frnka as head coach and rallied the squad from a 1-3 start to end up 5-5. The offensive highlight of the season was a 46-14 romp over Louisiana College that saw quarterback Fred Dempsey throw five TD passes. In that game, Tulane rushed for 240 yards and passed for 219.

Max McGee led Tulane rushers for the second straight season, but Roy Bailey had some bright moments, rushing for 127 yards against Mississippi State and 121 yards against Vanderbilt.

| | | | | | |
|-----|------------------|----------------|------|-------|---|
| S27 | GEORGIA* | NEW ORLEANS | | 16-21 | L |
| O4 | SANTA CLARA | NEW ORLEANS | | 35-0 | W |
| O11 | at Georgia Tech* | Atlanta, Ga. | NR/5 | 0-14 | L |
| O18 | OLE MISS* | NEW ORLEANS | | 14-20 | L |
| O25 | at Auburn* | Auburn, Ala. | | 21-6 | W |
| N1 | MISSISSIPPI ST.* | NEW ORLEANS | | 34-21 | W |
| N8 | at Kentucky* | Lexington, Ky. | | 6-27 | L |
| N15 | VANDERBILT* | NEW ORLEANS | | 16-7 | W |
| N22 | LA. COLLEGE | NEW ORLEANS | | 46-14 | W |
| N29 | LSU* | NEW ORLEANS | | 0-16 | L |

1953 (1-8-1, 0-7 SEC) Head Coach: Raymond Wolf

Coach Bear Wolf's brief tenure came to an end after a 1-8-1 record. Led by Max McGee's 132 yards, Tulane rushed for 432 yards and demolished The Citadel 54-6 in the season opener. The team did not win another game as scholarship limits began to show up on the scoreboard. McGee ended the year as the squad's leading rusher for the third year in a row.

| | | | | | |
|-----|------------------|------------------|-------|-------|---|
| S19 | THE CITADEL | NEW ORLEANS | | 54-6 | W |
| S26 | at Georgia* | Athens, Ga. | | 14-16 | L |
| O3 | at Michigan | Ann Arbor, Mich. | NR/4 | 7-26 | L |
| O10 | GEORGIA TECH* | NEW ORLEANS | NR/10 | 13-27 | L |
| O17 | OLE MISS* | NEW ORLEANS | | 14-45 | L |
| O24 | Auburn* | Mobile, Ala. | | 7-34 | L |
| O31 | ARMY | NEW ORLEANS | NR/15 | 0-0 | T |
| N7 | MISSISSIPPI ST.* | NEW ORLEANS | | 0-21 | L |
| N14 | VANDERBILT* | NEW ORLEANS | | 7-21 | L |
| N28 | at LSU* | Baton Rouge, La. | | 13-32 | L |



1954 (1-6-3, 1-6-1 SEC)

Head Coach: Andy Pilney

Long-time Tulane assistant and former Notre Dame All-American Andy Pilney assumed the coaching reins of a football program that needed a boost, and he made an immediate impact. The 1954 squad showed significant improvement on defense, and that kept them in more football games.

Although the team won only once, they played to a school record three ties and lost a tough 14-13 decision to LSU in the season finale. Pilney began to turn it around in 1954, and the results got a lot better the next two seasons. The only win in a 1-6-3 season was a 6-0 triumph over Vanderbilt.

| | | | | | | |
|-----|------------------|------------------|------|-------|---|--------|
| S18 | at Georgia Tech* | Atlanta, Ga. | NR/7 | 0-28 | L | 28,000 |
| S25 | MEMPHIS | NEW ORLEANS | | 13-13 | T | |
| O2 | NORTH CAROLINA | NEW ORLEANS | | 7-7 | T | 15,000 |
| O9 | MISSISSIPPI ST.* | NEW ORLEANS | | 0-14 | L | 17,000 |
| O16 | at Ole Miss* | Oxford, Miss. | NR/7 | 7-34 | L | 22,500 |
| O23 | GEORGIA* | NEW ORLEANS | | 0-7 | L | 16,000 |
| O30 | Auburn* | Mobile, Ala. | | 0-27 | L | 13,500 |
| N6 | ALABAMA* | NEW ORLEANS | | 0-0 | T | 22,000 |
| N13 | at Vanderbilt* | Nashville, Tenn. | | 6-0 | W | 15,000 |
| N27 | LSU* | NEW ORLEANS | | 13-14 | L | |

1955 (5-4-1, 3-3-1 SEC)

Head Coach: Andy Pilney

Co-captains Tony Sardisco and Bryan Burnthorne led a resurgence in Tulane football as the program enjoyed its first winning season since 1950. Coach Andy Pilney's second Green Wave squad won three consecutive games late in the year to ensure a winning campaign.

Fullback Ronny Quillian finished second in the SEC in rushing and punting and had a big game in a Tulane win over Alabama, scoring two touchdowns, rushing for 107 yards and launching a 72-yard punt.

Quarterback Gene Newton also had some big games, running for both TDs in a 14-0 win over Georgia in Athens, passing for two TDs in a win over Auburn and scoring a TD in the 13-13 tie with LSU.

In the season opener, the Green Wave beat VMI 20-7 in the first night game ever in Tulane Stadium.

| | | | | | | |
|-----|---------------------|-------------------|------|-------|---|--|
| S17 | VMI | NEW ORLEANS | | 20-7 | W | |
| S24 | at Texas | Austin, Texas | | 21-35 | L | |
| O1 | NORTHWESTERN | NEW ORLEANS | | 21-0 | W | |
| O8 | at Mississippi St.* | Starkville, Miss. | | 0-14 | L | |
| O15 | OLE MISS* | NEW ORLEANS | | 13-27 | L | |
| O22 | at Georgia* | Athens, Ga. | | 14-0 | W | |
| O29 | AUBURN* | NEW ORLEANS | NR/8 | 27-13 | W | |
| N5 | Alabama* | Mobile, Ala. | | 27-7 | W | |
| N12 | VANDERBILT* | NEW ORLEANS | | 7-20 | L | |
| N26 | at LSU* | Baton Rouge, La. | | 13-13 | T | |

1956 (6-4, 3-3 SEC)

Head Coach: Andy Pilney

Andy Pilney did one of the great coaching jobs in Tulane history, crafting a 6-4 record that included one point losses to Texas and LSU. Coaching a team of true student-athletes during a period of financial austerity, he led the program to its second consecutive winning season against a tough schedule.

Ronny Quillian, running behind the tough blocking of fellow captains Donald Miller and Dalton Truax, led the team in rushing for the second straight season. Against Mississippi State, Quillian rushed for 141 yards and scored the game-winning TD in the final two minutes.

Quarterback Gene Newton had some big moments, breaking off an 86-yard TD run to help defeat Ole Miss in Jackson, catching a 71-yard pass against Alabama and tossing five TD passes in wins over Virginia Tech and Navy. Sophomore Claude "Boo" Mason showed promise of things to come by rushing for 128 yards against LSU.

| | | | | | | |
|-----|------------------|------------------|-------|-------|---|--|
| S22 | VIRGINIA TECH | NEW ORLEANS | | 21-14 | W | |
| S29 | TEXAS | NEW ORLEANS | | 6-7 | L | |
| O6 | at Northwestern | Evanston, Ill. | | 20-13 | W | |
| O13 | NAVY | NEW ORLEANS | NR/14 | 21-6 | W | |
| O20 | at Ole Miss* | Jackson, Miss. | 19/6 | 10-3 | W | |
| O27 | at Georgia Tech* | Atlanta, Ga. | 15/3 | 0-40 | L | |
| N3 | MISS. STATE* | NEW ORLEANS | | 20-14 | W | |
| N10 | ALABAMA* | NEW ORLEANS | | 7-13 | L | |
| N17 | at Vanderbilt* | Nashville, Tenn. | | 13-6 | W | |
| D1 | LSU* | NEW ORLEANS | | 6-7 | L | |

1957 (2-8, 1-5 SEC)

Head Coach: Andy Pilney

The Green Wave slumped to 2-8 in 1957, the first of a school-record nine consecutive losing seasons. The wins came against Marquette and Alabama.

Defense against the pass was a highlight, as the Green Wave held the opposition to only 33 completions, a modern school record.

Junior Boo Mason led the team in rushing and he enjoyed big games against Army, rushing for 130 yards, and Marquette, against whom he scored two touchdowns in a 20-6 Tulane win.

| | | | | | | |
|-----|-----------------|------------------|-------|-------|---|--|
| S20 | VIRGINIA TECH | NEW ORLEANS | | 13-14 | L | |
| S28 | at Texas | Austin, Texas | NR/13 | 6-20 | L | |
| O5 | at Marquette | Milwaukee, Wis. | | 20-6 | W | |
| O11 | GEORGIA* | NEW ORLEANS | | 6-13 | L | |
| O18 | OLE MISS* | NEW ORLEANS | NR/11 | 0-50 | L | |
| O26 | GEORGIA TECH* | NEW ORLEANS | | 13-20 | L | |
| N2 | at Miss. State* | Jackson, Miss. | | 6-27 | L | |
| N9 | Alabama* | Mobile, Ala. | | 7-0 | W | |
| N16 | at Army | West Point, N.Y. | NR/10 | 14-20 | L | |
| N30 | at LSU* | Baton Rouge, La. | | 6-25 | L | |

1958 (3-7, 1-5 SEC)

Head Coach: Andy Pilney

Coach Andy Pilney improved the Green Wave's record slightly, beating Navy, Texas Tech and Alabama to finish 3-7. Quarterback Richie Petitbon, who went on to an All-Pro career as a defensive back with the Chicago Bears, earned All-SEC recognition as he completed 66 of 125 passes for 728 yards.

In the win over Texas Tech, Boo Mason gained 104 yards receiving to become the first player in Tulane history to gain 100 yards in a game rushing and receiving in his career.

The season ended on a sour note as national champion LSU poured it on 62-0.

| | | | | | | |
|-----|------------------|-------------------|------|-------|---|--------|
| S20 | at Florida* | Gainesville, Fla. | | 14-34 | L | |
| S26 | TEXAS | NEW ORLEANS | | 20-21 | L | |
| O4 | at Georgia Tech* | Atlanta, Ga. | | 0-14 | L | |
| O11 | OLE MISS* | NEW ORLEANS | NR/7 | 8-19 | L | |
| O18 | Navy | Norfolk, Va. | NR/6 | 14-6 | W | |
| O25 | at Kansas | Lawrence, Kan. | | 9-14 | L | |
| O31 | TEXAS TECH | NEW ORLEANS | | 27-0 | W | |
| N7 | Alabama* | Mobile, Ala. | | 13-7 | W | |
| N15 | at Vanderbilt* | Nashville, Tenn. | | 0-12 | L | |
| N22 | LSU* | NEW ORLEANS | NR/1 | 0-62 | L | 83,221 |

1959 (3-6-1, 0-5-1 SEC)

Head Coach: Andy Pilney

The Green Wave suffered its third consecutive losing season, but there was reason for hope in the presence of young running backs Tommy Mason and Terry Terrebonne. While Mason was a year away from one of the great seasons in Tulane history, there was nothing wrong with Terrebonne. The sophomore from New Orleans had big games in consecutive wins over Wake Forest and Detroit. Against Wake Forest, Terrebonne rushed for 112 yards in a 6-0 victory, while his 49-yard TD run keyed a 25-0 romp over Detroit.

A fog-shrouded win over Texas Tech the night before Halloween was the third victory in the 1959 season.



Year-By-Year Summaries

| | | | | | | |
|-----|-----------------|------------------|------|-------|--------|--------|
| S18 | FLORIDA* | NEW ORLEANS | 0-30 | L | 24,086 | |
| S25 | at Miami (Fla.) | Miami, Fla. | 7-26 | L | 35,688 | |
| O3 | WAKE FOREST | NEW ORLEANS | 6-0 | W | 14,604 | |
| O9 | DETROIT | NEW ORLEANS | 25-0 | W | 14,246 | |
| O17 | at Ole Miss* | Oxford, Miss. | NR/5 | 7-53 | L | 24,000 |
| O24 | GEORGIA TECH* | NEW ORLEANS | NR/9 | 13-21 | L | 21,852 |
| O30 | TEXAS TECH | NEW ORLEANS | 17-7 | W | 13,216 | |
| N7 | Alabama* | Mobile, Ala. | 7-19 | L | 29,000 | |
| N14 | VANDERBILT* | NEW ORLEANS | 6-6 | T | 13,698 | |
| N21 | at LSU* | Baton Rouge, La. | NR/3 | 6-14 | L | 65,000 |

1960 (3-6-1, 1-4-1 SEC)

Head Coach: Andy Pilney

All-American Tommy Mason had one of the great seasons in Tulane football history as he led the SEC in rushing and scored 13 touchdowns. A versatile performer, Mason set a single-season record for all-purpose yardage (1,452 yards) that endured 28 years.

Tulane finished 3-6-1 in 1960, but the losing season did not dim Mason's luster as far as pro scouts were concerned. He was the first player selected in the NFL draft that year, going to the Minnesota Vikings.

Quarterback Phil Nugent also had a fine season, as his 880 passing yards were the most by a Tulane player in 10 years.

| | | | | | | |
|-----|------------------|-------------------|-------|-------|--------|--------|
| S17 | at California | Berkeley, Calif. | 7-3 | W | 37,500 | |
| S24 | ALABAMA* | NEW ORLEANS | NR/5 | 6-6 | T | 42,000 |
| O1 | at Rice | Houston, Texas | 7-10 | L | 30,000 | |
| O15 | OLE MISS* | NEW ORLEANS | NR/1 | 13-26 | L | 72,000 |
| O22 | at Georgia Tech* | Atlanta, Ga. | 6-14 | L | 44,000 | |
| O28 | WILLIAM & MARY | NEW ORLEANS | 40-8 | W | 22,000 | |
| N5 | at Texas Tech | Lubbock, Texas | 21-35 | L | 15,000 | |
| N12 | at Florida* | Gainesville, Fla. | NR/20 | 6-21 | L | 43,000 |
| N19 | at Vanderbilt* | Nashville, Tenn. | 20-0 | W | 16,000 | |
| N26 | LSU* | NEW ORLEANS | 6-17 | L | 73,000 | |

1961 (2-8, 1-5 SEC)

Head Coach: Andy Pilney

Andy Pilney's eight-year term as head coach, the second-longest in Tulane history, ended in a 2-8 season. Only Clark Shaughnessy lasted longer at the Green Wave helm, a testament to Pilney's coaching acumen in the face of restricted budgets and stiff academic standards.

Unable to effectively replace the graduated Tommy Mason, Tulane was shut out five times in 10 games, the final loss a 62-0 verdict to LSU. The two victories that season were over Virginia Tech and Vanderbilt. The season-ending loss to LSU began a school-record 17-game losing streak.

| | | | | | | |
|-----|---------------|-------------------|-------|------|--------|--------|
| S23 | at Stanford | Palo Alto, Calif. | 7-9 | L | 20,562 | |
| S30 | Alabama* | Mobile, Ala. | NR/4 | 0-9 | L | 30,262 |
| O6 | FLORIDA* | NEW ORLEANS | 3-14 | L | 23,794 | |
| O14 | VIRGINIA TECH | NEW ORLEANS | 27-14 | W | 14,892 | |
| O21 | at Ole Miss* | Jackson, Miss. | NR/2 | 0-41 | L | 36,168 |
| O28 | GEORGIA TECH* | NEW ORLEANS | NR/9 | 0-35 | L | 17,691 |
| N4 | at Clemson | Clemson, S.C. | 6-21 | L | 22,073 | |
| N11 | MIAMI (Fla.) | NEW ORLEANS | 0-6 | L | 13,662 | |
| N17 | VANDERBILT* | NEW ORLEANS | 17-14 | W | 12,730 | |
| N25 | at LSU* | Baton Rouge, La. | NR/4 | 0-62 | L | 60,808 |

1962 (0-10, 0-7 SEC)

Head Coach: Tommy O'Boyle

Former Tulane All-American Tommy O'Boyle (1938-40), an assistant to Andy Pilney in 1961, was promoted to head football coach for the 1962 season. The 1962 team posted an 0-10 record, the first Green Wave squad to go winless since the 1910 team finished 0-7. End Clem Dellenger caught 39 passes to set a new season record that would last 17 years.

| | | | | | | |
|-----|------------------|------------------|-------|------|--------|--------|
| S21 | STANFORD | NEW ORLEANS | 3-6 | L | 24,446 | |
| S28 | ALABAMA* | NEW ORLEANS | NR/1 | 6-44 | L | 30,995 |
| O6 | at Texas | Austin, Texas | NR/3 | 8-35 | L | 50,000 |
| O12 | MISSISSIPPI ST.* | NEW ORLEANS | 6-35 | L | 19,053 | |
| O20 | at Ole Miss* | Jackson, Miss. | NR/5 | 0-21 | L | 21,000 |
| O27 | at Georgia Tech* | Atlanta, Ga. | 12-42 | L | 46,370 | |
| N3 | VIRGINIA TECH | NEW ORLEANS | 22-24 | L | 13,687 | |
| N10 | at Tennessee* | Knoxville, Tenn. | 16-28 | L | 19,965 | |
| N17 | at Vanderbilt* | Nashville, Tenn. | 0-20 | L | 16,000 | |
| N24 | LSU* | NEW ORLEANS | NR8 | 3-38 | L | 37,811 |

1963 (1-8-1, 0-6-1 SEC)

Head Coach: Tommy O'Boyle

The 1963 team dropped its first six decisions before beating South Carolina 20-7 on the road to snap a school-record 17-game losing streak. A 10-10 tie with Vanderbilt later in the year resulted in a 1-8-1 record.

The team struggled offensively and was shut out six times as Coach Tommy O'Boyle fought to rebuild Green Wave football fortunes. The 43 points scored by the 1963 team were the fewest by a Tulane squad since the winless 1910 team scored only six points.

Ron Chapoton led the team in receptions, the last running back to do so before Mewelde Moore accomplished the feat in 2001.

| | | | | | | |
|-----|-------------------|------------------|-------|------|--------|--------|
| S20 | TEXAS | NEW ORLEANS | NR/5 | 0-21 | L | 19,881 |
| S28 | Alabama* | Mobile, Ala. | NR/2 | 0-28 | L | 29,177 |
| O4 | MIAMI (Fla.) | NEW ORLEANS | 0-10 | L | 16,432 | |
| O12 | at Miss. State* | Jackson, Miss. | 10-31 | L | 18,126 | |
| O19 | OLE MISS* | NEW ORLEANS | NR/5 | 0-21 | L | 16,288 |
| O26 | GEORGIA TECH* | NEW ORLEANS | 3-17 | L | 13,336 | |
| N2 | at South Carolina | Columbia, S.C. | 20-7 | W | 15,942 | |
| N9 | TENNESSEE* | NEW ORLEANS | 0-26 | L | 11,242 | |
| N16 | VANDERBILT* | NEW ORLEANS | 10-10 | T | 10,860 | |
| N23 | at LSU* | Baton Rouge, La. | 0-20 | L | 57,393 | |

1964 (3-7, 1-5 SEC)

Head Coach: Tommy O'Boyle

Coach Tommy O'Boyle's third Tulane team showed definite improvement, playing much better than its 3-7 record would indicate. After five losses to open the season, the team rallied to a 3-2 finish that included a 17-0 win in the season finale with Duke highlighted by a then-Tulane record 53-yard field goal by Don Bright.

The Duke game was postponed to season's end by Hurricane Hilda, and it marked the first time the Green Wave did not play LSU in its final game since the 1946 season.

George Smith, who led the team in rushing for the second consecutive season, had a big game against VMI, rushing for 112 yards in a 25-6 win. Quarterback Dave East set a season record with 85 completions.

| | | | | | | |
|-----|------------------|-------------------|------|------|--------|--------|
| S19 | at Texas | Austin, Texas | NR/4 | 0-31 | L | 57,543 |
| S26 | Alabama* | Mobile, Ala. | NR/4 | 6-36 | L | 29,088 |
| O10 | at Miss. State* | Starkville, Miss. | 6-17 | L | 12,796 | |
| O17 | OLE MISS* | NEW ORLEANS | 9-14 | L | 18,727 | |
| O24 | at Georgia Tech | Atlanta, Ga. | 6-7 | L | 45,129 | |
| O31 | VMI | NEW ORLEANS | 25-6 | W | 14,838 | |
| N6 | at Miami (Fla.)* | Miami, Fla. | 0-21 | L | 31,209 | |
| N14 | at Vanderbilt* | Nashville, Tenn. | 7-2 | W | 14,808 | |
| N21 | LSU* | NEW ORLEANS | NR/8 | 3-13 | L | 46,703 |
| N28 | DUKE | NEW ORLEANS | 17-0 | W | 11,676 | |

NOTE: Miami (Fla.) game was designated SEC game



Large crowds were common at Tulane Stadium, including this game on Nov. 19, 1966, when 82,567 fans were in attendance for the Tulane-LSU game.

1965 (2-8, 1-5 SEC) Head Coach: Tommy O'Boyle

Tulane's 1965 team competed well in the early going, then fell into a tailspin that cost Coach Tommy O'Boyle his job. Preseason practice was disrupted when Hurricane Betsy hit New Orleans about a week before the season opener with Texas, which was hurriedly moved from Tulane Stadium to Austin.

A game Tulane team hung tough before losing road encounters to Texas and Alabama, then rode the passing and running of sophomore phenom Bobby Duhon to a 24-16 upset of Miami. Duhon's 71-yard TD pass to Larnis O'Steen in his first collegiate start highlighted the win.

After tough losses to nationally-ranked Georgia Tech and Ole Miss, the Green Wave upset Mississippi State at home. Captain Bill Goss, an All-SEC linebacker, led a defensive unit, dubbed the "Posse," that was keeping Tulane in football games.

A run of injuries decimated squad depth as the season went on, however, and narrow losses to Vanderbilt and Stanford were followed by devastating defeats to Top Ten teams Florida and LSU, the latter by another 62-0 margin. The 2-8 finish led Tulane to seek its third head coach of the decade.

| | | | | | | |
|-----|------------------|-------------------|------|-------|---|--------|
| S17 | at Texas | Austin, Texas | NR/2 | 0-31 | L | 41,778 |
| S25 | Alabama* | Mobile, Ala. | | 0-27 | L | 31,920 |
| O2 | MIAMI (FLA.) | NEW ORLEANS | | 24-16 | W | 19,303 |
| O9 | GEORGIA TECH | NEW ORLEANS | | 10-13 | L | 28,730 |
| O16 | at Ole Miss* | Jackson, Miss. | | 7-24 | L | 17,316 |
| O22 | MISSISSIPPI ST.* | NEW ORLEANS | | 17-15 | W | 21,391 |
| O30 | VANDERBILT* | NEW ORLEANS | | 0-13 | L | 20,172 |
| N6 | STANFORD | NEW ORLEANS | | 0-16 | L | 16,264 |
| N13 | at Florida* | Gainesville, Fla. | | 13-51 | L | 35,907 |
| N20 | at LSU* | Baton Rouge, La. | | 0-62 | L | 63,836 |

1966 (5-4-1) Head Coach: Jim Pittman

Coach Jim Pittman took over the coaching reins in 1966, the year the Green Wave left the Southeastern Conference, went intersectional with its schedule and turned in Tulane's only winning team of the decade. Tulane's wing-T offense was a showcase for the athletic ability of junior quarterback Bobby Duhon, whose 748 yards rushing that season are the most ever by a Green Wave signal caller.

The Green Wave defense pitched a shutout in the 1966 opener as Virginia Tech fell 13-0. The next weekend, Duhon scored twice and defensive guard Vic Eumont recovered a fumble in the Texas A&M end zone as Tulane beat the Aggies 21-13 to give Tulane its first 2-0 start since 1949.

The record became a heady 4-1 when, after a loss to Stanford, the Green Wave whipped Virginia and Cincinnati. Tailback/defensive back Pete Johns and tight end/defensive end Jerry Colquette were two-way performers, among the last of a dying breed as college football went to unlimited substitution.

The Green Wave got its fifth win with a fourth-quarter goal-line stand against Vanderbilt, then fought heavily-favored Miami to a 10-10 tie to ensure a winning season (the last tie in Tulane history). In the season finale, 82,567 fans packed Tulane Stadium to watch LSU win a hotly-contested game in the fourth quarter as both teams finished 5-4-1.

| | | | | | | |
|-----|-----------------|----------------------|-------|-------|--------|--------|
| S17 | VIRGINIA TECH | NEW ORLEANS | 13-0 | W | 19,074 | |
| S24 | TEXAS A&M | NEW ORLEANS | 21-13 | W | 28,082 | |
| O1 | at Stanford | Palo Alto, Calif. | 14-33 | L | 27,307 | |
| O8 | at Virginia | Charlottesville, Va. | 20-6 | W | 19,649 | |
| O15 | CINCINNATI | NEW ORLEANS | 28-21 | W | 29,267 | |
| O22 | at Georgia Tech | Atlanta, Ga. | NR/6 | 17-35 | L | 44,355 |
| O29 | at Vanderbilt | Nashville, Tenn. | 13-12 | W | 12,614 | |
| N5 | MIAMI (FLA.) | NEW ORLEANS | 10-10 | T | 35,231 | |
| N12 | at Florida | Gainesville, Fla. | 10-31 | L | 45,102 | |
| N19 | LSU | NEW ORLEANS | 7-21 | L | 82,567 | |

1967 (3-7) Head Coach: Jim Pittman

Reality returned to Tulane football, as the previous season's resurgence was followed by a slide to 3-7. Coach Jim Pittman's second Tulane squad was again competitive, but the football began bouncing the wrong way and a lack of depth spelled defeat in several close contests.

Midway through the season, junior Warren Bankston moved from backup quarterback to running back and led all Wave rushers. Quarterback Bobby Duhon, who went on to a fine NFL career as a running back with the New York Giants, became the first Tulane player to amass more than 1,000 yards of total offense in three straight seasons.

The defense was staggered midway through the season when co-captain Jim Jancik, a stellar defensive back, went down with a knee injury.

| | | | | | | |
|-----|-------------------|--------------------|-------|-------|--------|--------|
| S23 | MIAMI (Ohio) | NEW ORLEANS | 3-14 | L | 26,272 | |
| S30 | at North Carolina | Chapel Hill, N.C. | 36-11 | W | 15,128 | |
| O6 | at Miami (Fla.) | Coral Gables, Fla. | 14-34 | L | 33,530 | |
| O14 | FLORIDA | NEW ORLEANS | 0-35 | L | 23,289 | |
| O21 | AIR FORCE | NEW ORLEANS | 10-13 | L | 18,851 | |
| O28 | GEORGIA TECH | NEW ORLEANS | 23-12 | W | 23,545 | |
| N4 | VANDERBILT | NEW ORLEANS | 27-14 | W | 17,799 | |
| N11 | at Tennessee | Knoxville, Tenn. | NR/2 | 14-35 | L | 54,828 |
| N18 | VIRGINIA | NEW ORLEANS | 10-14 | L | 17,812 | |
| N25 | at LSU | Baton Rouge, La. | 27-41 | L | 58,702 | |



Year-By-Year Summaries

1968 (2-8)

Head Coach: Jim Pittman

The record slipped again to 2-8, but Coach Jim Pittman was bringing in folks like Rick Kingrea and Ray Hester who would one day be the keys to a Tulane football turnaround. Running back Warren Bankston, who went on to a long NFL career as a tight end with the Oakland Raiders, led the team in rushing despite missing several early-season games with a leg injury. Quarterback Wayne Francingues' 1,376 yards of total offense were the second-highest in Green Wave history to that point.

| | | | | | | |
|-----|-----------------|----------------------|-------|------|--------|--------|
| S14 | at Houston | Houston, Texas | 7-54 | L | 35,277 | |
| S28 | TEXAS A&M | NEW ORLEANS | 3-35 | L | 19,637 | |
| O5 | TAMPA | NEW ORLEANS | 14-17 | L | 10,461 | |
| O12 | at Florida | Gainesville, Fla. | NR/7 | 3-24 | L | 48,106 |
| O19 | BOSTON COLLEGE | NEW ORLEANS | 28-14 | W | 12,867 | |
| O26 | at Georgia Tech | Atlanta, Ga. | 19-23 | L | 47,481 | |
| N2 | at Vanderbilt | Nashville, TN | 7-21 | L | 16,469 | |
| N9 | TULSA | NEW ORLEANS | 25-15 | W | 9,665 | |
| N16 | at Virginia | Charlottesville, Va. | 47-63 | L | 15,994 | |
| N23 | LSU | NEW ORLEANS | 10-34 | L | 52,263 | |

1969 (3-7)

Head Coach: Jim Pittman

The record improved only slightly to 3-7, but Jim Pittman's recruiting efforts began to pay off as a strong sophomore class headed by three-year starters like Steve Barrios, Joe Bullard, Paul Ellis, David Hebert and Bob Waldron moved up to varsity. After an 0-4 start, the team broke even the rest of the way, beating Pitt, Georgia Tech and Vanderbilt.

Bullard established himself as Tulane's all-time best punt returner that fall, setting season records for yards and average per return that have not been approached. His 92-yard return against Vanderbilt is the longest in Green Wave history.

With Barrios as his favorite target, sophomore Rusty Lachaussee became Tulane's first 1,000-yard passer. The defensive unit that would dominate opponents and catapult Tulane to its first bowl bid in over 30 years was beginning to come together, as junior linebackers Rick Kingrea and Ray Hester got better and better. Tulane got better and better right along with them.

| | | | | | | |
|-----|-------------------|------------------|-------|-------|---|--------|
| S20 | at Georgia | Athens, Ga. | NR/8 | 0-35 | L | 55,235 |
| S27 | WEST VIRGINIA | NEW ORLEANS | | 17-35 | L | 14,117 |
| O4 | at Boston College | Boston, Ma. | | 24-28 | L | 15,500 |
| O11 | Florida | Tampa, Fla. | NR/12 | 17-18 | L | 43,102 |
| O18 | at Pittsburgh | Pittsburgh, Pa. | | 26-22 | W | 23,784 |
| O25 | NOTRE DAME | NEW ORLEANS | NR/12 | 0-37 | L | 37,768 |
| N1 | VANDERBILT | NEW ORLEANS | | 23-26 | L | 7,927 |
| N8 | GEORGIA TECH | NEW ORLEANS | | 14-7 | W | 10,333 |
| N15 | VIRGINIA | NEW ORLEANS | | 31-0 | W | 8,646 |
| N22 | at LSU | Baton Rouge, La. | NR/10 | 0-27 | L | 67,400 |

1970 (8-4)

Head Coach: Jim Pittman

Billboards and bumper stickers plastered all over New Orleans proclaimed 1970 as the "Year of the Green." Tulane's football team backed up the claim, earning a bid to the Liberty Bowl where they defeated Colorado. Coach Jim Pittman's final Tulane team compiled an 8-4 mark, the most wins for the Green Wave since 1948 and only the second winning season for the program in 14 years.

Seniors Rick Kingrea, Mike Walker and David Abercrombie captained the 1970 team. The defense returned 10 starters from 1969 and Paul Ellis, Joe Bullard and David Hebert formed a secondary that picked off a school-record 28 passes on what was to be one of the Green Wave's all-time great defensive units.

Offensively, Abercrombie set a school record with 246 yards rushing against North Carolina State on his way to 993 yards rushing. Through the air, quarterback Mike Walker and receiver Steve Barrios connected on some big plays, as Walker set a season record for yards per completion and Barrios set a season record for yards per catch.

After a 7-4 regular season, the Green Wave received its first bowl invite since the 1939 Sugar Bowl. Tulane was given little chance in the Liberty Bowl against a Colorado team averaging over 400 yards of total offense per game, but the Green Wave defense limited the Buffaloes to 175 yards. The final score of 17-3 sounded closer than it really was. The week after the game, Jim Pittman accepted an offer to coach TCU.

FINAL RANKING: 17th AP

| | | | | | | |
|---------------------|-----------------|----------------------|-------|-------|---|--------|
| S12 | at Texas Tech | Lubbock, Texas | | 14-21 | L | 43,250 |
| S19 | GEORGIA | NEW ORLEANS | NR/19 | 17-14 | W | 30,294 |
| S26 | at Illinois | Champaign, Ill. | | 23-9 | W | 27,864 |
| O3 | at Cincinnati | Cincinnati, Ohio | | 6-3 | W | 11,324 |
| O10 | at Air Force | Colorado Spr., Colo. | NR/8 | 3-24 | L | 31,508 |
| O17 | NORTH CAROLINA | NEW ORLEANS | | 24-17 | W | 23,900 |
| O24 | at Georgia Tech | Atlanta, Ga. | | 6-20 | L | 32,129 |
| O31 | at Vanderbilt | Nashville, Tenn. | | 10-7 | W | 19,000 |
| N7 | MIAMI (Fla.) | NEW ORLEANS | | 31-16 | W | 23,250 |
| N21 | N.C. STATE | NEW ORLEANS | | 31-0 | W | 19,542 |
| N28 | LSU | NEW ORLEANS | NR/7 | 14-26 | L | 81,233 |
| <u>LIBERTY BOWL</u> | | | | | | |
| D12 | Colorado | Memphis, Tenn. | | 17-3 | W | 44,640 |

1971 (3-8)

Head Coach: Bennie Ellender

Former Tulane quarterback Bennie Ellender returned to his alma mater as head coach after leading Arkansas State to a college division national championship in 1970. Excitement ran high entering 1971, but the results, unfortunately, did not match those expectations as Tulane lost its last five games to finish 3-8. Texas Tech was TU's first victim as sophomore defensive end Mike Truax blocked a fourth-quarter punt to spark a come-from-behind victory. The Green Wave dropped its next three games, then rallied to beat North Carolina and Pittsburgh to even the season record before going into a five-game slide.

Senior wide receiver Steve Barrios missed the first four games, but his return against North Carolina gave the Wave a boost as he caught touchdown passes of 56 and 42 yards. The next weekend, Barrios became the first Tulane receiver to gain 1,000 career yards as he caught three passes for 76 yards in a 33-8 win over Pitt.

Running back Ricky Hebert rushed for 819 yards, highlighted by a 124-yard performance against LSU. Tulane had two 100-yard returns that fall on an interception by David Hebert against Rice and a kickoff by Coleman Dupre against North Carolina.

| | | | | | | |
|-----|-------------------|-------------------|-------|-------|---|--------|
| S11 | TEXAS TECH | NEW ORLEANS | | 15-9 | W | 21,378 |
| S18 | at Georgia | Athens, Ga. | NR/11 | 7-17 | L | 51,542 |
| S25 | at Rice | Houston, Texas | | 11-14 | L | 25,000 |
| O2 | WILLIAM & MARY | NEW ORLEANS | | 3-14 | L | 17,392 |
| O9 | at North Carolina | Chapel Hill, N.C. | NR/18 | 37-29 | W | 39,500 |
| O16 | PITTSBURGH | NEW ORLEANS | | 33-8 | W | 17,650 |
| O23 | GEORGIA TECH | NEW ORLEANS | | 16-24 | L | 50,248 |
| O30 | VANDERBILT | NEW ORLEANS | | 9-13 | L | 17,941 |
| N6 | OHIO | NEW ORLEANS | | 7-30 | L | 9,922 |
| N13 | at Notre Dame | South Bend, Ind. | NR/8 | 7-21 | L | 59,075 |
| N27 | at LSU | Baton Rouge, La. | NR/10 | 7-36 | L | 59,897 |

1972 (6-5)

Head Coach: Bennie Ellender

Relentless defense and the emergence of sophomore quarterback Steve Foley put Coach Bennie Ellender's second Tulane team back in the win column in 1972, and the 6-5 record could have been a lot better.

One of those "losses" came when Miami was inadvertently awarded a fifth down with barely over a minute left in the game, which they used to score the winning touchdown. Another loss came in the season finale when the Tulane fullback was stopped a foot short of the winning TD as time expired.

Defensive back George Ewing accomplished more in 1972 than most players do in a whole career. In spite of losing two games to injury, Ewing scored five return TDs, scoring on three punts and two interceptions.


The Green Wave's 1972 defense was one of the best in school history as six opponents scored fewer than 10 points. Glenn Harder, Mike Mul-

Year-By-Year Summaries



len, Harold Asher and Rusty Chambers gave Tulane one of its deepest linebacking corps ever, while sensational sophomore Charles Hall provided a dominating presence up front. Defensive end Randy Lee and safety David Lee provided Tulane with one of the most effective brother combinations in its history.

| | | | | | | |
|-----|-------------------|----------------|-------|-------|---|--------|
| S16 | at Boston College | Boston, MA | | 10-0 | W | 27,411 |
| S23 | GEORGIA | NEW ORLEANS | NR/16 | 24-13 | W | 43,084 |
| S30 | at Michigan | Ann Arbor, MI | 18/8 | 7-41 | L | 84,162 |
| O7 | PITTSBURGH | NEW ORLEANS | | 38-6 | W | 20,417 |
| O14 | at Miami (Fla.) | Miami, FL | | 21-24 | L | 18,956 |
| O21 | at West Virginia | Morgantown, WV | | 19-31 | L | 29,500 |
| O28 | at Georgia Tech | Atlanta, GA | | 7-21 | L | 48,096 |
| N4 | KENTUCKY | NEW ORLEANS | | 18-7 | W | 18,377 |
| N11 | OHIO | NEW ORLEANS | | 44-6 | W | 17,535 |
| N18 | at Vanderbilt | Nashville, TN | | 21-7 | W | 10,532 |
| D4 | LSU | NEW ORLEANS | NR/11 | 3-9 | L | 85,372 |



In addition to playing in the Astro-Bluebonnet Bowl, the 1973 Tulane squad defeated LSU, 14-0, before 86,598 fans, the largest football crowd in the history of the South at that time.

1973 (9-3)

Head Coach: Bennie Ellender

Coach Bennie Ellender fielded his most successful football team in 1973, as quarterback Steve Foley and All-America defensive tackle Charles Hall led the way to a 9-2 regular season and an invitation to the Astro-Bluebonnet Bowl in Houston.

The Green Wave won its first six games for the school's best start since 1934, but the highlight of the year was the season finale with LSU. In that game, the Green Wave beat the Tigers for the first time since 1948, taking a 14-0 win before a beyond-capacity crowd of 86,598 in Tulane Stadium.

Foley led the 1973 team in both passing and rushing and was named MVP at season's end. He ran for two TDs in the season opener with Boston College, broke a 72-yard TD run to start off a rout over VMI, threw the winning TD pass with nine seconds left against Duke and scampered for 181 yards (the most ever by a Tulane QB) against Vanderbilt to clinch the bowl bid.

Hall and sophomore middle guard Mark Olivari created havoc in the middle of the defensive line and junior linebacker Rusty Chambers made 153 tackles as five opponents were held to six points or less. The defense shut out VMI, North Carolina and LSU. It was a year to remember, as only the 1931 and 1934 teams had won more games in one season. In the bowl game against Houston, an explosive Cougar squad romped 47-7 in the Astrodome.

FINAL RANKING: 20th AP/15th UPI

| | | | | | | |
|------------------------------|----------------|------------------|-------|-------|---|--------|
| S22 | BOSTON COLLEGE | NEW ORLEANS | | 21-16 | W | 33,880 |
| S29 | VMI | NEW ORLEANS | | 42-0 | W | 25,037 |
| O6 | at Pittsburgh | Pittsburgh, PA | | 24-6 | W | 25,054 |
| O13 | at Duke | Durham, NC | 18/NR | 24-17 | W | 20,500 |
| O20 | NORTH CAROLINA | NEW ORLEANS | 17/NR | 16-0 | W | 38,502 |
| O27 | GEORGIA TECH | NEW ORLEANS | 15/NR | 23-14 | W | 66,826 |
| N3 | at Kentucky | Lexington, KY | 14/NR | 7-34 | L | 49,360 |
| N10 | NAVY | NEW ORLEANS | | 17-15 | W | 40,135 |
| N17 | VANDERBILT | NEW ORLEANS | | 24-3 | W | 31,199 |
| N24 | at Maryland | College Park, MD | 17/NR | 9-42 | L | 19,416 |
| D1 | LSU | NEW ORLEANS | NR/8 | 14-0 | W | 86,598 |
| ASTRO-BLUEBONNET BOWL | | | | | | |
| D29 | at Houston | Houston, TX | 17/14 | 7-47 | L | 44,358 |

1974 (5-6)

Head Coach: Bennie Ellender

With senior quarterback Steve Foley continuing his inspired play from the season before, Coach Bennie Ellender's fourth Tulane team roared to a 5-0 start. The fifth win was by 30-3 over The Citadel, as Foley ran for 142 of the team's 340 rushing yards. At this point, Ellender had coached Tulane to 17 wins in its last 20 regular season games.

Game six was a regionally-televised game against Georgia Tech in Atlanta, and Foley appeared to be driving Tulane toward a go-ahead score early in the second half when he broke his foot on a goal-line scramble. Tulane did not win another game that season and ended up 5-6, a dramatic indication of the value a healthy Steve Foley brought to the Green Wave football program.

On a cold, damp Nov. 30 afternoon the Green Wave played its last game ever in Tulane Stadium, dropping a 26-10 decision to Ole Miss.

| | | | | | | |
|-----|-------------------|----------------------|-------|-------|---|--------|
| S14 | SOUTHWEST LA | NEW ORLEANS | | 17-16 | W | 29,878 |
| S21 | at Army | West Point, N.Y. | | 31-14 | W | 30,279 |
| S28 | WEST VIRGINIA | NEW ORLEANS | | 17-14 | W | 31,647 |
| O12 | at Air Force | Colorado Spr., Colo. | | 10-3 | W | 26,244 |
| O19 | THE CITADEL | NEW ORLEANS | 20/NR | 30-3 | W | 41,399 |
| O26 | at Georgia Tech | Atlanta, Ga. | 18/NR | 7-27 | L | 48,623 |
| N2 | KENTUCKY | NEW ORLEANS | | 7-30 | L | 38,384 |
| N9 | at Boston College | Boston, Mass. | | 3-27 | L | 17,002 |
| N16 | at Vanderbilt | Nashville, Tenn. | | 22-30 | L | 22,400 |
| N23 | at LSU | Baton Rouge, La. | | 22-24 | L | 66,017 |
| N30 | OLE MISS | NEW ORLEANS | | 10-26 | L | 44,208 |

1975 (4-7)

Head Coach: Bennie Ellender

Coach Bennie Ellender's last Tulane team got off to another strong start, but this time a late season losing streak cost him his job. Despite losing starting quarterback Terry Looney to a season-ending knee injury the week before the opener, Tulane defeated Ole Miss 14-3 in the first college game played in the Louisiana Superdome. Senior Buddy Gilbert took over the quarterback job and delivered, establishing season records for passes completed and passing yards. His favorite target was senior Jaime Garza, who led Tulane in receiving for the third straight season.

After a 4-2 start, the Green Wave lost five in a row to finish 4-7. The squad remained competitive during that streak, losing a one-point decision to Air Force and a two-point decision to North Carolina on a last-second field goal. The season ended unpleasantly, however, as LSU topped the Green Wave 42-6.

| | | | | | | |
|-----|-------------------|-------------------|--|-------|---|--------|
| S13 | at Clemson | Clemson, S.C. | | 17-13 | W | 45,100 |
| S20 | OLE MISS | NEW ORLEANS | | 14-3 | W | 50,000 |
| S27 | SYRACUSE | NEW ORLEANS | | 13-31 | L | 33,200 |
| O4 | VANDERBILT | NEW ORLEANS | | 3-6 | L | 30,100 |
| O11 | at Boston College | Boston, Mass. | | 17-7 | W | 11,775 |
| O18 | at West Virginia | Morgantown, W.Va. | | 16-14 | W | 33,842 |
| O25 | GEORGIA TECH | NEW ORLEANS | | 0-23 | L | 63,333 |
| N1 | at Kentucky | Lexington, Ky. | | 10-23 | L | 56,500 |
| N8 | AIR FORCE | NEW ORLEANS | | 12-13 | L | 31,790 |
| N15 | NORTH CAROLINA | NEW ORLEANS | | 15-17 | L | 29,850 |
| N22 | LSU | NEW ORLEANS | | 6-42 | L | 70,850 |

1976 (2-9)

Head Coach: Larry Smith

Coach Larry Smith took over the Tulane helm for the 1976 season, and things got worse before they got better. The unquestioned bright spot in a 2-9 season was the presence of freshman quarterback Roch Hontas. Hontas completed 61-of-114 pass attempts for 697 yards as a part-time starter that fall, the first of four seasons that he would lead Tulane in passing. His favorite target was junior Zack Mitchell, the first tight end to ever lead Tulane in receiving.

In addition to Hontas, Smith brought another all-time great to the Tulane campus in 1976 in the person of Canadian Ed Murray, who went on to break just about every Green Wave place-kicking record.



Year-By-Year Summaries

The Green Wave wins were over Vanderbilt and Army, the latter victory featuring a 96-yard interception return by Arthur Green.

| | | | | | | |
|-----|-----------------|-----------------|-------|-------|--------|--------|
| S11 | CINCINNATI | NEW ORLEANS | 14-21 | L | 29,134 | |
| S18 | at Ole Miss | Oxford, MS | NR/20 | 7-34 | L | 33,231 |
| S25 | BOSTON COLLEGE | NEW ORLEANS | NR/18 | 3-27 | L | 20,235 |
| O2 | at Vanderbilt | Nashville, TN | | 24-13 | W | 21,000 |
| O9 | at Syracuse | Syracuse, NY | | 0-3 | L | 11,223 |
| O16 | ARMY | NEW ORLEANS | | 23-10 | W | 25,327 |
| O23 | at Georgia Tech | Atlanta, GA | | 16-28 | L | 31,214 |
| O30 | MEMPHIS | NEW ORLEANS | | 7-14 | L | 25,879 |
| N6 | WEST VIRGINIA | NEW ORLEANS | | 28-32 | L | 29,327 |
| N13 | RUTGERS | NEW ORLEANS | | 20-29 | L | 28,872 |
| N20 | at LSU | Baton Rouge, LA | | 7-17 | L | 64,318 |

1977 (3-8)

Head Coach: Larry Smith

Sophomore Roch Hontas was the bright spot in a 3-8 season as he completed a school record 63.4 percent of his pass attempts, including 33-of-42 passes for 373 yards versus SMU in one of the top passing performances in Green Wave history up to that time. Coach Larry Smith added a key building block when he brought in running back Marvin Christian, who would lead Tulane in rushing the next three seasons. Christian showed promise of things to come with a 142-yard rushing performance against Stanford.

The Green Wave was a bit more competitive than the season before as it lost four games by four points or less. Hontas and Christian owed much of their offensive success to an improved offensive line, led by senior offensive tackle Eric Laakso, who went on to a fine NFL career with the Miami Dolphins.

| | | | | | | |
|-----|-------------------|------------------|-------|------|--------|--------|
| S10 | at Memphis | Memphis, Tenn. | 9-27 | L | 26,792 | |
| S17 | STANFORD | NEW ORLEANS | 17-21 | L | 30,482 | |
| S24 | at SMU | Dallas, Texas | 23-28 | L | 18,460 | |
| O1 | VANDERBILT | NEW ORLEANS | 36-7 | W | 21,483 | |
| O8 | at Boston College | Boston, Mass. | 28-30 | L | 18,577 | |
| O15 | CINCINNATI | NEW ORLEANS | 16-13 | W | 22,546 | |
| O22 | GEORGIA TECH | NEW ORLEANS | 14-38 | L | 28,345 | |
| O29 | at Pittsburgh | Pittsburgh, Pa. | NR/13 | 0-48 | L | 46,273 |
| N5 | at Miami (Fla.) | Miami, Fla. | 13-10 | W | 20,140 | |
| N12 | at Rutgers | Piscataway, N.J. | 8-47 | L | 16,500 | |
| N19 | LSU | NEW ORLEANS | 17-20 | L | 72,025 | |

1978 (4-7)

Head Coach: Larry Smith

Coach Larry Smith's third Tulane team came on strong at the end of the season to augur the bright future to come. After dropping its first four games, the 1978 squad finished 4-3 to gain momentum toward what would be an outstanding 1979 campaign.

Junior quarterback Roch Hontas had another fine season as he became the first Tulane passer to complete more than 100 passes in a season twice. Against Memphis, Hontas delivered an 80-yard TD bomb to Darrell Griffin, then the longest pass in Tulane history. Marvin Christian had an outstanding season, gaining 879 yards, one of the top marks in school history at the time. Junior Ed Murray kicked a 54-yard field goal against Memphis, tying the school record. On defense, Frank Robinson and Marty Wetzel each had more than 100 tackles.

| | | | | | | |
|-----|-----------------|-------------------|-------|-------|--------|--------|
| S9 | at Maryland | College Park, Md. | 7-31 | L | 31,458 | |
| S16 | PITTSBURGH | NEW ORLEANS | NR/14 | 6-24 | L | 32,658 |
| S23 | at Georgia Tech | Atlanta, Ga. | 17-27 | L | 25,205 | |
| S30 | at Stanford | Palo Alto, Calif. | NR/20 | 14-17 | L | 40,111 |
| O7 | at Vanderbilt | Nashville, Tenn. | | 38-3 | W | 27,600 |
| O14 | BOSTON COLLEGE | NEW ORLEANS | | 9-3 | W | 27,177 |
| O21 | TCU | NEW ORLEANS | | 7-13 | L | 22,748 |
| O28 | MEMPHIS | NEW ORLEANS | | 41-24 | W | 19,127 |
| N4 | MIAMI (Fla.) | NEW ORLEANS | | 20-16 | W | 20,045 |
| N11 | at Ole Miss | Oxford, Miss. | | 3-13 | L | 28,580 |
| N25 | at LSU | Baton Rouge, La. | | 21-40 | L | 75,876 |

1979 (9-3)

Head Coach: Larry Smith

The 1979 squad won as many games as Coach Larry Smith's first three teams combined and finished the regular season 9-2 to earn an invitation to play Penn State in the Liberty Bowl.

The offensive leader was senior quarterback Roch Hontas, who completed 215-of-367 pass attempts for 2,345 yards and 21 TDs to set single-season records.

His favorite targets were wide receiver Alton Alexis and tight end Rodney Holman, who set a season receiving record with 47 catches each. Marvin Christian led Tulane in rushing for the third consecutive season. Kicker Ed Murray was perfect on 35 extra point attempts and set a season record for kicking points, as he was named to the All-South Independent team for the fourth straight season.

Late in the year, the team went on one of the greatest tears in modern Tulane history, outscoring Boston College, Ole Miss and LSU by a combined score of 116-36. In the Liberty Bowl against Penn State, the Nittany Lions won a battle of field goals, 9-6. Following the season, Smith accepted the head coaching position at the University of Arizona.

| | | | | | | |
|---------------------|-------------------|--------------------|-------|-------|---|--------|
| S8 | STANFORD | NEW ORLEANS | NR/13 | 33-10 | W | 44,326 |
| S15 | at Rice | Houston, Texas | | 17-21 | L | 20,000 |
| S22 | at TCU | Fort Worth, Texas | | 33-19 | W | 15,203 |
| S29 | SMU | NEW ORLEANS | NR/19 | 24-17 | W | 42,563 |
| O6 | VANDERBILT | NEW ORLEANS | | 42-14 | W | 27,873 |
| O13 | at Southern Miss | Hattiesburg, Miss. | | 20-19 | W | 30,028 |
| O20 | at West Virginia | Morgantown, W.Va. | | 17-27 | L | 28,303 |
| O27 | GEORGIA TECH | NEW ORLEANS | | 12-7 | W | 51,963 |
| N3 | at Boston College | Boston, Mass. | | 43-8 | W | 12,236 |
| N10 | OLE MISS | NEW ORLEANS | | 49-15 | W | 45,647 |
| N17 | LSU | NEW ORLEANS | 20/NR | 24-13 | W | 73,496 |
| <u>LIBERTY BOWL</u> | | | | | | |
| D22 | Penn State | Memphis, Tenn. | 15/NR | 6-9 | L | 50,021 |

1980 (7-5)

Head Coach: Vince Gibson

New head coach Vince Gibson led Tulane to a 7-4 regular season record and an invitation to the Hall of Fame Bowl, marking the first time the Green Wave participated in postseason play in consecutive seasons.

Senior quarterback Nickie Hall, who had spent three seasons in the shadow of the great Roch Hontas, finally got his chance and delivered, tying Hontas' single-season TD pass mark of 21 while passing and running for a school-record 174 points. Against SMU, Hall set a total offense record with 384 yards, including an 84-yard pass to Marcus Anderson, then the longest in school history. Against Rice, Hall threw five TD passes and Robert Griffin caught four of them.

Defensively, linebackers Frank Robinson, Marty Wetzel and middle guard Wilfred Simon all had more than 100 tackles for the second consecutive season. Cornerback Lionel Washington, who went on to a fine NFL career with the Raiders, led the team with five interceptions.

The 1980 season was not short on exciting finishes, as kicker Vince Manalla kicked field goals to beat Ole Miss and Kentucky with no time remaining. After a 2-3 start, Tulane won five in a row to clinch the bowl bid. Win No. 5 was a special one, as Hall ran for two TDs and passed for another to lead Tulane to its first win over Georgia Tech in Atlanta since 1933.

| | | | | | | |
|--------------------------|-----------------|-------------------|-------|-------|---|--------|
| S6 | SOUTHERN MISS | NEW ORLEANS | | 14-17 | L | 44,698 |
| S13 | at Stanford | Palo Alto, Calif. | NR/13 | 14-19 | L | 54,829 |
| S20 | RICE | NEW ORLEANS | | 35-14 | W | 40,321 |
| S27 | at Ole Miss | Oxford, Miss. | | 26-24 | W | 37,419 |
| O4 | SMU | NEW ORLEANS | | 21-31 | L | 42,563 |
| O11 | at Vanderbilt | Nashville, Tenn. | | 43-21 | W | 35,960 |
| O18 | AIR FORCE | NEW ORLEANS | | 28-7 | W | 28,101 |
| O25 | at Georgia Tech | Atlanta, Ga. | | 31-14 | W | 35,117 |
| N1 | KENTUCKY | NEW ORLEANS | | 24-22 | W | 42,139 |
| N15 | MEMPHIS | NEW ORLEANS | | 21-16 | W | 33,184 |
| N22 | at LSU | Baton Rouge, La. | | 7-24 | L | 69,248 |
| <u>HALL OF FAME BOWL</u> | | | | | | |
| D27 | Arkansas | Birmingham, Ala. | | 15-34 | L | 30,000 |



1981 (6-5)

Head Coach: Vince Gibson

With the graduation of Nickie Hall, it took a while to fill in the hole. When coach Vince Gibson finally found his man, junior college transfer Mike McKay, the team went from mediocre to excellent in a hurry. The Green Wave sputtered to an 0-4 start, but McKay came on late in game four and flashed the form that helped turn things around.

With McKay under center, the Wave won six of its last seven games. In eight games, McKay completed 78-of-124 passes for 927 yards with three interceptions and 10 TDs. Running back Marvin Lewis had a big year, rushing for 860 yards and nine TDs. Tight end Rodney Holman ended his career as the Green Wave's all-time leader with 135 catches.

The strength of the 1981 team was on defense, as the Green Wave allowed fewer points (144) than any Tulane team since college football went to an 11-game schedule in 1970. Defensive lineman Brian Douglas had 23 tackles behind the line of scrimmage, and linebackers Darryl Tipton, Ricky Goff, Jeff Roberts and Sly McGrew all had at least 100 tackles.

Four of the five losses were by nine points or less, including a 13-5 decision to '81 national champion Clemson. In the finale, Tulane crushed LSU, 48-7, to record its second win over the Tigers in three years.

| | | | | | |
|-----|------------------|----------------------|-------|---|--------|
| S5 | OLE MISS | NEW ORLEANS | 18-19 | L | 43,685 |
| S12 | CLEMSON | NEW ORLEANS | 5-13 | L | 45,736 |
| S19 | at Southern Miss | Hattiesburg, Miss. | 3-21 | L | 32,756 |
| O3 | at Rice | Houston, Texas | 16-20 | L | 17,000 |
| O10 | VANDERBILT | NEW ORLEANS | 14-10 | W | 32,431 |
| O17 | at Air Force | Colorado Spr., Colo. | 31-13 | W | 18,467 |
| O24 | GEORGIA TECH | NEW ORLEANS | 27-10 | W | 37,431 |
| O31 | at Cincinnati | Cincinnati, Ohio | 13-17 | L | 19,486 |
| N7 | MARYLAND | NEW ORLEANS | 14-7 | W | 32,474 |
| N14 | at Memphis | Memphis, Tenn. | 24-7 | W | 14,827 |
| N28 | LSU | NEW ORLEANS | 48-7 | W | 71,546 |

1982 (4-7)

Head Coach: Vince Gibson

Vince Gibson's last Tulane squad was the only one to finish with a losing record, but the 1982 team ended its season in style with a win over Orange Bowl-bound LSU in Tiger Stadium. With the rain pouring down and time running out, Mike McKay tossed a fourth-down, 31-yard TD pass to fullback Reggie Reginelli for the game-winner in a come-from-behind 31-28 victory. It was the third and final lead change of the day and marked Tulane's third win over LSU in four seasons.

McKay threw for 1,903 yards and finished as Tulane's career leader in completion percentage. His prime target was Robert Griffin, who had a then-record 56 catches. Tony Wood had a strong season kicking, booting 52- and 53-yard field goals and going perfect on 22 extra points.

| | | | | | |
|-----|-----------------|------------------|-------|---|--------|
| S4 | MISSISSIPPI ST. | NEW ORLEANS | 21-30 | L | 53,641 |
| S11 | at SMU | Dallas, Texas | NR/8 | L | 33,814 |
| S18 | RICE | NEW ORLEANS | 30-6 | W | 33,460 |
| O2 | at Vanderbilt | Nashville, Tenn. | 21-24 | L | 39,456 |
| O9 | GEORGIA TECH | NEW ORLEANS | 13-19 | L | 34,321 |
| O16 | SOUTHERN MISS | NEW ORLEANS | 10-22 | L | 39,685 |
| O23 | MEMPHIS | NEW ORLEANS | 17-10 | W | 26,710 |
| O30 | BAYLOR | NEW ORLEANS | 30-15 | W | 23,463 |
| N6 | at Ole Miss | Jackson, Miss. | 14-45 | L | 23,314 |
| N20 | FLORIDA | NEW ORLEANS | 7-21 | L | 27,795 |
| N27 | at LSU | Baton Rouge, La. | NR/12 | W | 76,114 |

1983 (2-9)

Head Coach: Wally English

Wally English began a controversial two-year reign as Tulane's head coach in 1983. The day before the season opener with Mississippi State, Jon English, Wally's son, filed suit against the NCAA and Tulane, alleging that he was unjustly being deprived of a final season of eligibility. He received a temporary restraining order that allowed him to play while the case worked its way through the courts, and played in six games before his attorneys ran out of legal maneuvers and he was declared ineligible.

The two games that Tulane won during that time were forfeited to Ole Miss and Florida State, and the Green Wave wound up 2-9.

Future NFL performers like Bubby Brister, Don Maggs, Ron Tilton and Burnell Dent dotted the roster. Brister left the team after being replaced by Jon English midway through the first two games. Dent set a TU record for tackles in a season with 172.

| | | | | | |
|-----|----------------------|--------------------|-------|---|--------|
| S3 | at Mississippi State | Starkville, Miss. | 9-14 | L | 27,311 |
| S10 | OLE MISS# | NEW ORLEANS | 27-23 | L | 33,389 |
| S17 | FLORIDA STATE# | NEW ORLEANS | NR/9 | L | 35,463 |
| S24 | at Kentucky | Lexington, Ky. | 14-26 | L | 57,425 |
| O1 | VANDERBILT | NEW ORLEANS | 17-30 | L | 30,756 |
| O8 | at Memphis | Memphis, Tenn. | 25-28 | L | 29,367 |
| O15 | USL | NEW ORLEANS | 17-15 | W | 26,980 |
| O22 | at Southern Miss | Hattiesburg, Miss. | 14-7 | W | 31,257 |
| O29 | at Baylor | Waco, Texas | 18-24 | L | 20,050 |
| N5 | VIRGINIA TECH | NEW ORLEANS | 10-26 | L | 21,391 |
| N24 | LSU | NEW ORLEANS | 7-20 | L | 51,765 |

Tulane later forfeited game

1984 (3-8)

Head Coach: Wally English

Coach Wally English led the Green Wave to a 3-8 record in his final season as head coach. Notre Dame transfer Ken Karcher took over the starting quarterback spot. His favorite target was sophomore tight end Larry Route, who led the squad with 46 catches. Mike Jones led the team in rushing with 573 yards, including 129 in the season finale with LSU. Linebacker Burnell Dent led the team in tackles again (139).

The Tulane-LSU game was called with less than a minute remaining when a bench-clearing brawl broke out between the teams on an extra point attempt. English's two-year tenure ended the following week when Tulane announced it would seek a new head coach.

| | | | | | |
|-----|------------------|-------------------|-------|---|--------|
| S1 | MISSISSIPPI ST. | NEW ORLEANS | 3-30 | L | 38,695 |
| S15 | at Florida | Gainesville, Fla. | 21-63 | L | 65,265 |
| S22 | KENTUCKY | NEW ORLEANS | 26-30 | L | 16,505 |
| S29 | at Ole Miss | Oxford, Miss. | 14-19 | L | 33,866 |
| O6 | at Vanderbilt | Nashville, Tenn. | 27-23 | W | 41,216 |
| O13 | SOUTHERN MISS | NEW ORLEANS | 35-7 | W | 30,734 |
| O20 | at Florida State | Tallahassee, Fla. | NR/15 | L | 54,785 |
| N3 | at Virginia Tech | Blacksburg, Va. | 6-23 | L | 30,400 |
| N10 | at Pittsburgh | Pittsburgh, Pa. | 10-21 | L | 20,159 |
| N17 | MEMPHIS | NEW ORLEANS | 14-9 | W | 20,109 |
| N24 | at LSU | Baton Rouge, La. | 15-33 | L | 77,983 |

1985 (1-10)

Head Coach: Mack Brown

Mack Brown, barely 34 at the start of the 1985 season, took over the head coaching and athletic director responsibilities and set about to rebuild the football program. The Green Wave went just 1-10 in 1985, but Brown stayed the course and slowly righted the ship.

The major positive development of Brown's first year was the signing of quarterback Terrence Jones, who went on to be one of Tulane's all-time greats. With Ken Karcher returning as the No. 1 quarterback, Jones volunteered to play tailback and led the team in rushing.

The season opened with eight straight losses before Tulane beat Southwestern Louisiana for its only win. Marc Zeno set a Tulane season records with 73 catches for 1,137 yards in 1985 and set a then-single-game mark with 208 yards against LSU. Linebacker Burnell Dent led Tulane in tackles for the third straight season with 120.

| | | | | | |
|-----|----------------------|--------------------|-------|---|--------|
| A31 | FLORIDA STATE | NEW ORLEANS | NR/19 | L | 37,478 |
| S14 | at TCU | Fort Worth, Texas | 13-30 | L | 31,512 |
| S21 | at Kentucky | Lexington, Ky. | 11-16 | L | 56,812 |
| S28 | OLE MISS | NEW ORLEANS | 10-27 | L | 32,578 |
| O5 | VANDERBILT | NEW ORLEANS | 17-24 | L | 25,979 |
| O12 | at Memphis | Memphis, Tenn. | 21-38 | L | 31,298 |
| O19 | at Mississippi State | Starkville, Miss. | 27-31 | L | 30,420 |
| N2 | at Georgia | Athens, Ga. | 3-58 | L | 81,407 |
| N9 | SE LOUISIANA | NEW ORLEANS | 27-17 | W | 24,040 |
| N23 | at Southern Miss | Hattiesburg, Miss. | 6-24 | L | 21,753 |
| N30 | LSU | NEW ORLEANS | 19-31 | L | 64,194 |



Year-By-Year Summaries


1986 (4-7)

Head Coach: Mack Brown

Coach Mack Brown's second team took some lumps, but the record improved to 4-7 as it became obvious that better days were ahead. One reason for that was the emergence of sophomore QB Terrence Jones. In the opener vs. TCU, Jones set a school record with 388 passing yards and 484 yards of total offense, and when the season was over he had thrown for 2,124 yards with just seven interceptions while completing 159-of-284 pass attempts.

Receiver Marc Zeno had a dynamite junior season, catching 68 passes for 1,033 yards while setting Tulane career marks for receptions and yards. Fullback Rodney Hunter led the squad in rushing with 657 yards, the most by a Tulane back since 1981. Defensively, linebacker Richard Harvey and defensive back Thurston Harrison each had over 100 tackles.

| | | | | | |
|-----|------------------|-------------------|-------|---|--------|
| S13 | TCU | NEW ORLEANS | 31-48 | L | 34,187 |
| S20 | at Vanderbilt | Nashville, Tenn. | 35-17 | W | 40,155 |
| S27 | at Ole Miss | Oxford, Miss. | 10-35 | L | 25,000 |
| O4 | WICHITA STATE | NEW ORLEANS | 20-21 | L | 24,481 |
| O11 | at Florida State | Tallahassee, Fla. | 21-54 | L | 53,701 |
| O18 | MISSISSIPPI ST. | NEW ORLEANS | NR/13 | L | 47,263 |
| O25 | SOUTHERN MISS | NEW ORLEANS | 35-20 | W | 28,417 |
| N1 | USL | NEW ORLEANS | 42-39 | W | 44,132 |
| N8 | LOUISVILLE | NEW ORLEANS | 12-23 | L | 22,108 |
| N15 | MEMPHIS | NEW ORLEANS | 15-6 | W | 23,614 |
| N29 | at LSU | Baton Rouge, La. | 17-37 | L | 78,131 |



The 1987 Green Wave scored more points than any other TU team in the first 100 years of the program. Marc Zeno closed his career as the NCAA's career leader in receiving yards with 3,725.

1987 (6-6)

Head Coach: Mack Brown

Coach Mack Brown's last Tulane team was an exciting one, scoring and giving up more points than any other squad in the first 100 years of Green Wave football. It was a competitive club that finished the regular season with a 6-5 record, with three of the losses by seven points or less. After the regular season, Tulane played in its eighth bowl game, facing Washington in the Independence Bowl in Shreveport.

Tulane's Marc Zeno set the NCAA career receiving yardage record as he ended his college career with 3,725 yards. Zeno's 77 receptions and 1,206 yards surpassed his own school marks and he earned All-America honors.

Junior quarterback Terrence Jones was on the throwing end of nearly all of Zeno's receptions that fall as he set new Green Wave records for passing yards and total offense. With a full season left, Jones was already Tulane's career total offense leader. Tailback Marvin Allen scored 11 TDs, including four against Virginia Tech on three short runs and a 76-yard bomb from Jones. Tulane triumphed 57-38 to record the most points by the Green Wave since 1950. On the season, Tulane amassed a school-record 370 points.

The Green Wave and LSU played one of the great games in the series in 1987, as the Tigers scored in the final minute to win 41-36. Just prior to the Independence Bowl, Brown announced he was leaving to become head coach at North Carolina. He coached the bowl game, which the Green Wave lost, 24-12, to Washington.

| | | | | | |
|--------------------------|----------------------|--------------------|-------|---|--------|
| S5 | at Louisville | Louisville, Ky. | 40-42 | L | 32,242 |
| S12 | IOWA STATE | NEW ORLEANS | 25-12 | W | 27,561 |
| S19 | at Southern Miss | Hattiesburg, Miss. | 24-31 | L | 16,023 |
| S26 | OLE MISS | NEW ORLEANS | 31-24 | W | 40,302 |
| O3 | VANDERBILT | NEW ORLEANS | 27-17 | W | 34,878 |
| O17 | at Memphis | Memphis, Tenn. | 36-45 | L | 32,751 |
| O24 | VIRGINIA TECH | NEW ORLEANS | 57-38 | W | 31,280 |
| O31 | at Florida State | Tallahassee, Fla. | NR/4 | L | 52,210 |
| N7 | at Mississippi State | Starkville, Miss. | 30-19 | W | 23,647 |
| N14 | SOUTHWEST LA | NEW ORLEANS | 38-10 | W | 31,253 |
| N21 | LSU | NEW ORLEANS | 36-41 | L | 70,168 |
| <u>INDEPENDENCE BOWL</u> | | | | | |
| D19 | Washington | Shreveport, La. | 12-24 | L | 41,683 |

1988 (5-6)

Head Coach: Greg Davis

Greg Davis, Tulane's assistant head coach under Mack Brown, was promoted to the top spot in 1988 and led the team to a 5-6 record. The Green Wave started 3-1, but a four-game losing skid dampened chances for a winning season. Tulane bounced back with wins over Ole Miss and Mississippi State, but dropped the finale at LSU to finish a game below .500.

The 1988 season marked the end of the fabulous college career of Terrence Jones, who accumulated 9,445 yards of total offense to rank among the top 10 in NCAA history. Jones shattered nearly every career passing record during his four years on campus and led Tulane in rushing and passing in 1988.

He had a new target in converted quarterback Jerome McIntosh, who caught 52 passes for 908 yards and seven TDs. Michael Pierce also emerged as an offensive threat as he broke Tommy Mason's 28-year-old record for all-purpose yardage with 1,644. Defensively, Mitchell Price intercepted five passes, while linebacker Richard Harvey led the team in tackles for the third straight season.

| | | | | | |
|-----|-----------------|------------------|-------|---|--------|
| S3 | CHATTANOOGA | NEW ORLEANS | 33-19 | W | 21,777 |
| S10 | at Iowa State | Ames, Iowa | 13-30 | L | 41,780 |
| S17 | KANSAS STATE | NEW ORLEANS | 20-16 | W | 24,490 |
| S24 | MEMPHIS | NEW ORLEANS | 20-19 | W | 26,426 |
| O1 | FLORIDA STATE | NEW ORLEANS | NR/6 | L | 34,364 |
| O8 | SOUTHERN MISS | NEW ORLEANS | 13-38 | L | 22,704 |
| O22 | LOUISVILLE | NEW ORLEANS | 35-38 | L | 24,824 |
| O29 | SOUTHWEST LA | NEW ORLEANS | 34-51 | L | 26,687 |
| N5 | at Ole Miss | Oxford, Miss. | 14-9 | W | 32,000 |
| N19 | MISSISSIPPI ST. | NEW ORLEANS | 27-22 | W | 20,176 |
| N26 | at LSU | Baton Rouge, La. | 14-44 | L | 75,497 |

1989 (4-8)

Head Coach: Greg Davis

In 1989, Coach Greg Davis and his team took on the first 12-game regular season schedule in the school's history.

Deron Smith took over at quarterback and set season records for pass attempts, completions and yards. Jerome McIntosh was the team's leading receiver for the second straight season, catching 55 passes for 899 yards. Smith and McIntosh put on a clinic in a 37-13 win at Vanderbilt, connecting 11 times for 271 yards, including a 77-yard TD pass. Smith threw for 370 yards that afternoon and McIntosh's 271 yards are the most ever by a Tulane receiver.

Fullback Chance Miller gained 99 yards in the opener at Hawaii before injuring his knee. He missed the next six games after undergoing surgery, but ran for 106 yards against Memphis in his second game back.

| | | | | | |
|-----|----------------------|--------------------|-------|---|--------|
| S2 | at Hawaii | Honolulu, Hawaii | 26-31 | L | 47,489 |
| S9 | RICE | NEW ORLEANS | 20-19 | W | 29,469 |
| S16 | SOUTHWEST LA | NEW ORLEANS | 17-10 | W | 28,144 |
| S23 | at Florida State | Tallahassee, Fla. | 9-59 | L | 61,613 |
| S30 | IOWA STATE | NEW ORLEANS | 24-25 | L | 20,156 |
| O7 | at Southern Miss | Hattiesburg, Miss. | 21-30 | L | 18,891 |
| O21 | OLE MISS | NEW ORLEANS | 28-32 | L | 34,291 |
| O28 | at Virginia Tech | Blacksburg, Va. | 13-30 | L | 26,353 |
| N4 | MEMPHIS | NEW ORLEANS | 38-34 | W | 24,861 |
| N11 | at Mississippi State | Starkville, Miss. | 7-27 | L | 25,105 |
| N18 | at Vanderbilt | Nashville, Tenn. | 37-13 | W | 30,174 |
| N25 | LSU | NEW ORLEANS | 7-27 | L | 41,573 |



1990 (4-7)

Head Coach: Greg Davis

Coach Greg Davis entered the 1990 campaign with aspirations for his first winning season, but instead finished 4-7. Southwestern Louisiana rolled to a 48-6 win in the opener, but Davis rallied his troops to wins over Rice and SMU. A five-game losing streak ensued, but the team responded, bashing Cincinnati 49-7 and upsetting Syracuse on the road, 26-24. The season ended with a 16-13 loss to LSU in Tiger Stadium.

Running back Chance Miller had a big year for the Wave as his 805 yards rushing were the most by a Tulane runner since 1981. Against LSU, Miller's 158 yards were the most by a Tulane back since 1978. Quarterback Deron Smith closed his Tulane career with another 2,000-yard passing season. Wide receiver Melvin Ferdinand led TU with 57 catches.

| | | | | | | |
|-----|---------------|------------------|-------|-------|--------|--------|
| S1 | SOUTHWEST LA | NEW ORLEANS | 6-48 | L | 29,298 | |
| S8 | at Rice | Houston, Texas | 21-10 | W | 20,200 | |
| S15 | SMU | NEW ORLEANS | 43-7 | W | 20,434 | |
| S22 | FLORIDA STATE | NEW ORLEANS | NR/2 | 13-31 | L | 32,170 |
| S29 | at Ole Miss | Oxford, Miss. | 21-31 | L | 20,500 | |
| O6 | at Memphis | Memphis, Tenn. | 14-21 | L | 26,759 | |
| O13 | SOUTHERN MISS | NEW ORLEANS | 14-20 | L | 26,662 | |
| O20 | MISS. STATE | NEW ORLEANS | 17-38 | L | 22,826 | |
| O27 | CINCINNATI | NEW ORLEANS | 49-7 | W | 21,548 | |
| N10 | at Syracuse | Syracuse, N.Y. | 26-24 | W | 48,488 | |
| N24 | at LSU | Baton Rouge, La. | 13-16 | L | 67,435 | |

1991 (1-10)

Head Coach: Greg Davis

The 1991 season was one of the most trying in Tulane football annals, as the Green Wave struggled to a 1-10 record. The season opened with nine consecutive losses before Tulane whipped Navy. In game three against Mississippi State, Tulane was shut out for the first time since 1977 (152 games), and it happened twice more before the season was over.

While the team struggled, there were some individual accomplishments of note. Sophomore Wil Ursin caught 70 passes for 969 yards and nine TDs to post one of the top single-season performances in Tulane history. Against East Carolina, Ursin caught a TU-record 15 passes, including three TD receptions in the second half. The next week, he caught three more TDs against Navy to spark Tulane to its only win of the season.

Jerome Woods and Billy Duncan shared the quarterback spot, and for the first time in school history two players passed for more than 1,000 yards each. Defensively, freshman safety Mike Staid led the team with 108 tackles and three interceptions.

| | | | | | | |
|-----|----------------------|--------------------|-------|-------|--------|--------|
| A31 | OLE MISS | NEW ORLEANS | 3-22 | L | 32,879 | |
| S7 | at Florida State | Tallahassee, Fla. | NR/1 | 11-38 | L | 61,801 |
| S14 | at Mississippi State | Starkville, Miss. | NR/25 | 0-48 | L | 36,429 |
| S21 | RICE | NEW ORLEANS | 19-28 | L | 18,475 | |
| S28 | SYRACUSE | NEW ORLEANS | 0-24 | L | 19,729 | |
| O5 | SMU | NEW ORLEANS | 17-31 | L | 19,708 | |
| O12 | at Alabama | Tuscaloosa, Ala. | NR/19 | 0-62 | L | 70,123 |
| O19 | at Southern Miss | Hattiesburg, Miss. | 14-47 | L | 16,558 | |
| N2 | at East Carolina | Greenville, N.C. | 28-38 | L | 31,126 | |
| N9 | NAVY | NEW ORLEANS | 34-7 | W | 23,322 | |
| N23 | LSU | NEW ORLEANS | 20-39 | L | 38,384 | |

1992 (2-9)

Head Coach: Buddy Teevens

The Buddy Teevens era began on a bright note as the Green Wave won its season opener over SMU by a score of 13-12. Three weeks later, Tulane beat Nevada, 34-17, to improve to 2-2. However, the Green Wave did not win again and finished 2-9.

Starting quarterback Billy Duncan broke his right ankle in game three, and the Green Wave felt his absence. After the 2-2 start, Tulane battled eventual national champion Alabama fiercely in game five, holding the Crimson Tide without a touchdown for nearly three quarters before losing 37-0. Narrow losses the next two weeks, followed by a blowout loss to Memphis, ended Tulane's slim hopes for a winning season.

Slowed by injuries, fullback Chance Miller rushed for 306 yards and ended a fine career as the fifth-leading rusher in Tulane history with 2,023 yards. Wil Ursin led the team 55 receptions for 755 yards. Defensively, Mike Staid led Tulane in tackles (133) and interceptions (3) for the second consecutive year.

| | | | | | | |
|-----|------------------|-------------------|-------|-------|--------|--------|
| S5 | at SMU | Dallas, Texas | 13-12 | W | 15,100 | |
| S12 | at Ole Miss | Oxford, Miss. | 9-35 | L | 30,200 | |
| S19 | at Iowa State | Ames, Iowa | 14-38 | L | 38,913 | |
| S26 | NEVADA | NEW ORLEANS | 34-17 | W | 23,741 | |
| O10 | ALABAMA | NEW ORLEANS | NR/6 | 0-37 | L | 50,240 |
| O15 | SOUTHERN MISS | NEW ORLEANS | 7-17 | L | 21,760 | |
| O24 | BOSTON COLLEGE | NEW ORLEANS | NR/11 | 13-17 | L | 25,646 |
| O31 | MEMPHIS | NEW ORLEANS | 20-62 | L | 20,936 | |
| N7 | at Navy | Annapolis, Md. | 17-20 | L | 21,912 | |
| N14 | at Florida State | Tallahassee, Fla. | NR/5 | 7-70 | L | 60,127 |
| N21 | at LSU | Baton Rouge, La. | 12-24 | L | 59,919 | |

1993 (4-8)

Head Coach: Buddy Teevens

Year two of the Teevens era – the 100th year of Tulane football – produced an improved product. In the opener against Alabama, Jerald Sowell broke off the longest play from scrimmage in school history with a 98-yard run. In the home opener against William & Mary, the Wave pitched a 10-0 shutout, Tulane's first blanking since 1973. Two weeks later, the Green Wave defeated Navy 27-25 on Bart Baldwin's 43-yard field goal as time expired. Tulane also won at Southern Mississippi, 17-15.

Newcomer Craig Randall started 10 games at quarterback and passed for 1,565 yards. Sowell was the leading rusher with 403 yards and Wil Ursin had his third consecutive 50-reception season. Mike Staid led Tulane in tackles for the third straight year with 133.

| | | | | | | |
|-----|--------------------------------|--------------------|-------|-------|--------|--------|
| S4 | #at Alabama | Birmingham, Ala. | NR/2 | 17-31 | W | 83,091 |
| S11 | at Rice | Houston, Texas | 0-34 | L | 23,400 | |
| S18 | WILLIAM & MARY | NEW ORLEANS | 10-0 | W | 20,517 | |
| S25 | MISSISSIPPI ST. | NEW ORLEANS | 10-36 | L | 28,580 | |
| O2 | at Navy | Annapolis, Md. | 27-25 | W | 21,117 | |
| O9 | USL | NEW ORLEANS | 15-36 | L | 25,970 | |
| O16 | at TCU | Fort Worth, Texas | 7-14 | L | 20,987 | |
| O30 | at Boston College | Boston, Mass. | 14-42 | L | 33,298 | |
| N6 | at Southern Miss | Hattiesburg, Miss. | 17-15 | W | 16,397 | |
| N13 | NORTH CAROLINA | NEW ORLEANS | 10-42 | L | 20,492 | |
| N20 | at LSU | Baton Rouge, La. | 10-24 | L | 58,190 | |
| D4 | at Hawaii | Honolulu, Hawaii | 17-56 | L | 27,541 | |
| | # Alabama later forfeited game | | | | | |

1994 (1-10)

Head Coach: Buddy Teevens

Buddy Teevens' third season produced only one victory, but had its share of exciting moments. The one win came at Rice, 15-13, on a 47-yard field goal by Bart Baldwin as time expired, his school-record fifth field goal of the day. Kick returner Jeff Liggon had a huge season, setting an NCAA record for kickoff return yards and tying another for number of kickoffs returned. Safety Mike Staid, who started all 45 games in which he played at Tulane, ended his career as the No. 2 tackler in school history with 481. Fellow safety, Cedric Thomas, ended his career in a big way against LSU with two touchdowns – one on a fumble return, the other on a blocked punt recovery in the end zone. Running back Jerald Sowell became the first player in school history to have 600 yards rushing and 30 receptions in the same season.

| | | | | | | |
|-----|----------------------|-------------------|-------|-------|--------|--------|
| S3 | SOUTHERN MISS | NEW ORLEANS | 10-25 | L | 24,786 | |
| S10 | at Rice | Houston, Texas | 15-13 | W | 15,400 | |
| S17 | at North Carolina | Chapel Hill, N.C. | NR/16 | 0-49 | L | 43,000 |
| S24 | at Alabama | Birmingham, Ala. | NR/10 | 10-20 | L | 81,421 |
| O8 | at Memphis | Memphis, Tenn. | 0-13 | L | 19,400 | |
| O15 | TCU | NEW ORLEANS | 28-30 | L | 23,561 | |
| O22 | at Mississippi State | Starkville, Miss. | 22-66 | L | 30,169 | |
| O29 | at Maryland | College Park, Md. | 10-38 | L | 24,456 | |
| N5 | NAVY | NEW ORLEANS | 15-17 | L | 20,603 | |
| N12 | OLE MISS | NEW ORLEANS | 0-38 | L | 25,644 | |
| N19 | LSU | NEW ORLEANS | 25-49 | L | 32,067 | |



Year-By-Year Summaries

1995 (2-9)

Head Coach: Buddy Teevens

The fourth season under Buddy Teevens marked the end of an era – Tulane's last season as an independent. The Green Wave defeated Wake Forest and Rice on consecutive weekends to jump out to a 2-1 start, but starting quarterback Aley Demarest was injured in the next game and freshman Shaun King was pressed into action.

King became the first rookie in school history to pass for more than 1,000 yards, and Jamaican Darteze made his mark as the most prolific freshman rusher in school history with 544 yards and 10 touchdowns.

Four of Tulane's nine losses were by less than a touchdown, including a wild 45-40 shootout against Rutgers in which King passed for 372 yards. Linebacker Derrick Singleton led Tulane with 126 tackles.

| | | | | | |
|-----|------------------|--------------------|-------|---|--------|
| S2 | MARYLAND | NEW ORLEANS | 10-29 | L | 18,159 |
| S9 | WAKE FOREST | NEW ORLEANS | 35-9 | W | 16,368 |
| S16 | at Rice | Houston, Texas | 17-15 | W | 18,100 |
| S30 | at Southern Miss | Hattiesburg, Miss. | 0-45 | L | 27,141 |
| O7 | at Ole Miss | Oxford, Miss. | 17-20 | L | 26,683 |
| O14 | MEMPHIS | NEW ORLEANS | 8-23 | L | 19,894 |
| O21 | at TCU | Fort Worth, Texas | 11-16 | L | 25,421 |
| O28 | SOUTHWEST LA | NEW ORLEANS | 28-32 | L | 20,801 |
| N4 | at Louisville | Louisville, Ky. | 14-34 | L | 33,271 |
| N11 | RUTGERS | NEW ORLEANS | 40-45 | L | 16,098 |
| N18 | at Navy | Annapolis, Md. | 7-35 | L | 19,815 |

1996 (2-9, 1-4 C-USA)

Head Coach: Buddy Teevens

Tulane's fifth and final season under Buddy Teevens resulted in a 2-9 record. The year got off to a rousing start when the Wave traveled to Cincinnati and won the first game in Conference USA history, 34-14. Tulane would lead at halftime in each of its final four conference games, but each by a total of 16 points, including two on last-second field goals.

Shaun King started all 11 games at quarterback and passed for 1,574 yards and eight touchdowns. Jerald Sowell (595 yards) and Jamaican Darteze (583) formed one of the best back tandems in school history. Brian Williams led the defense with 100 tackles, while Derrick Singleton had 77 tackles and three interceptions in only eight games. On special teams, Jeff Liggon set two NCAA career records for kickoff returns and was named the conference's special teams player of the year.

| | | | | | |
|-----|----------------|------------------|-------|---|--------|
| A30 | at Cincinnati* | Cincinnati, Ohio | 34-14 | W | 26,493 |
| S14 | RICE | NEW ORLEANS | 14-21 | L | 38,839 |
| S21 | at Memphis* | Memphis, Tenn. | 10-17 | L | 27,386 |
| O5 | TCU | NEW ORLEANS | 35-7 | W | 14,341 |
| O12 | LOUISVILLE* | NEW ORLEANS | 20-23 | L | 17,561 |
| O19 | at Army | West Point, N.Y. | 10-34 | L | 35,971 |
| O26 | SOUTHERN MISS* | NEW ORLEANS | NR/24 | L | 20,394 |
| N2 | HOUSTON* | NEW ORLEANS | 17-20 | L | 14,474 |
| N9 | SYRACUSE | NEW ORLEANS | NR/24 | L | 13,537 |
| N16 | at Navy | Annapolis, Md. | 21-35 | L | 24,952 |
| N23 | at LSU | Baton Rouge, La. | NR/18 | L | 78,966 |

1997 (7-4, 5-1 C-USA)

Head Coach: Tommy Bowden

First-year head coach Tommy Bowden guided the Green Wave to its most wins since 1980, completing the campaign with a 7-4 record. Tulane finished second in Conference USA with a 5-1 mark, its best conference record and finish since 1949. The team set 25 school and conference records, including the mark for points in a season with 375.

After opening the season with a 31-17 win over Cincinnati and tough losses to Rice and Syracuse, Tulane won three consecutive games, outscoring the opposition by a combined 138-49. Defensively, Tulane allowed 20.5 points per game, the fewest since 1981, and the Green Wave posted two shutouts in a season for the first time since 1973.

The Green Wave had a pair of 50-point games in one season for the first time since 1930, and scored at least 40 points on four occasions for the first time since 1928. Besides setting a C-USA record, the 64 points

scored against Louisville were the most by a Tulane team since 1950.

Individually, King earned C-USA Offensive Player of the Year honors after throwing for nearly 2,600 yards and a school-record 25 touchdowns. Kicker Brad Palazzo led the nation in field goals per game and earned third-team All-America honors, the first Tulane player to do so since 1987.

| | | | | | |
|-----|-------------------|--------------------|-------|---|--------|
| S6 | CINCINNATI* | NEW ORLEANS | 31-17 | W | 20,828 |
| S13 | RICE | NEW ORLEANS | 24-30 | L | 19,602 |
| S20 | at Syracuse | Syracuse, N.Y. | 19-30 | L | 42,246 |
| O4 | ARMY | NEW ORLEANS | 41-0 | W | 16,242 |
| O11 | at Louisville* | Louisville, Ky. | 64-33 | W | 29,547 |
| O18 | EAST CAROLINA* | NEW ORLEANS | 33-16 | W | 23,340 |
| O25 | at Southern Miss* | Hattiesburg, Miss. | 13-34 | L | 26,092 |
| N1 | at Southwest La. | Lafayette, La. | 56-0 | W | 17,724 |
| N8 | MEMPHIS* | NEW ORLEANS | 26-14 | W | 23,494 |
| N15 | OLE MISS | NEW ORLEANS | 24-41 | L | 35,607 |
| N22 | at Houston* | Houston, Texas | 44-10 | W | 11,618 |

1998 (12-0, 6-0 C-USA)

Head Coach: Tommy Bowden



The most successful season in the first 107 years of Tulane football was put together one game at a time. Some games were no contest from beginning to end, some saw Tulane romp early and coast home, some were hotly-contested until Tulane pulled away at the end, and one came down to the last play of the game.

When it was over, Tulane was 12-0. The 1998 team was the first Tulane squad to win 12 games in a season and the third unbeaten, untied squad in school history. Only one opponent, Louisville, was within a touchdown at game's end.

The 1998 team scored 499 points, 124 more than any previous Green Wave team had scored. The Wave scored at least 40 points in nine of 12 games, including the final seven contests of the year.

Shaun King broke almost every Tulane season and career passing record, becoming the first NCAA I-A player to amass 3,000 yards passing and 500 yards rushing in a season, and he established an NCAA I-A passing efficiency record of 183.3.

Statistics do not begin to describe the game-by-game impact that King's 38 TD passes and 11 rushing touchdowns had on Tulane's unbeaten run to the Conference USA championship, a decisive win over Brigham Young in the Liberty Bowl and a season-ending No. 7 national ranking.

The 1998 season began with road wins over Cincinnati and SMU as the Green Wave jumped out to big leads and never looked back. The home opener against Navy followed the same script, as King tossed a pair of TDs each to P.J. Franklin and JaJuan Dawson.

Next, Tulane prepared for a battle with C-USA power Southern Miss. To heighten the drama, King had broken his left wrist during the Navy game and was forced to play the remainder of the season in a soft cast. The Green Wave needed its defense to play its best game to have a chance against the defending C-USA champs, and it got just that as six USM turnovers fed a 21-7 Tulane win.

Two weeks later, Louisville gave the Green Wave its closest call of the season. With Tulane leading 28-22, the Cardinals drove to the TU three. On the last play of the game, sophomore defensive back Tim Carter broke up a pass in the end zone to seal the win.

The Green Wave exploded for 165 points the next three weeks to bury Rutgers, USL and Memphis and lift the season mark to 8-0.

The Tulane-Army game at West Point was probably the most exciting of the season. With King running for three TDs and passing for three more, Tulane and Army lit up the scoreboard. A 21-21 halftime deadlock turned into a 28-28 tie late in the third quarter. Then, Toney Converse ran for a TD and King cashed in an Army turnover with a TD pass to Dawson to put the Green Wave ahead 42-28. Army, however, responded and it was up to the Tulane offense to preserve a 42-35 lead. King capped a long drive with a 20-yard TD scramble to clinch win number nine. King became the first Tulane player to run for 100 yards and throw for 300 yards in the same game.

Year-By-Year Summaries



Houston and Louisiana Tech did their best to derail Tulane's drive to a perfect season, but there was no stopping the Green Wave, especially in the Louisiana Superdome.

Sporting an 11-0 record, C-USA champion Tulane met the nation's No. 5 defensive team, BYU, in the Liberty Bowl on New Year's Eve. Before a national television audience, King passed and ran the Green Wave to a 34-6 lead after three quarters on the way to a 41-27 win.

Shortly after the regular season ended, Coach Tommy Bowden announced that he had taken the head coaching job at Clemson, and the Liberty Bowl win was coached by new head coach Chris Scelfo and Bowden's assistants.

| | | | | | | |
|-----|----------------|---|-------|-------|--------|--------|
| | | FINAL RANKING: 7th AP Conference USA Champions | | | | |
| S5 | at Cincinnati* | Cincinnati, OH | 52-34 | W | 20,721 | |
| S12 | at SMU | Dallas, TX | 31-21 | W | 12,316 | |
| S26 | NAVY | NEW ORLEANS | 42-24 | W | 19,371 | |
| O3 | SOUTHERN MISS* | NEW ORLEANS | 21-7 | W | 32,527 | |
| O17 | LOUISVILLE* | NEW ORLEANS | 24/NR | 28-22 | W | 26,217 |
| O24 | at Rutgers | Piscataway, NJ | 22/NR | 52-24 | W | 20,714 |
| O31 | SOUTHWEST LA | NEW ORLEANS | 19/NR | 72-20 | W | 25,177 |
| N7 | at Memphis* | Memphis, TN | 15/NR | 41-31 | W | 18,192 |
| N14 | at Army* | West Point, NY | 14/NR | 49-35 | W | 39,038 |
| N21 | HOUSTON* | NEW ORLEANS | 12/NR | 48-20 | W | 26,978 |
| N26 | LOUISIANA TECH | NEW ORLEANS | 11/NR | 63-30 | W | 37,391 |
| | | LIBERTY BOWL | | | | |
| D31 | BYU | Memphis, TN | 10/NR | 41-27 | W | 52,192 |

1999 (3-8, 1-5 C-USA)

Head Coach: Chris Scelfo

A devastating rash of injuries combined with an inexperienced team spelled a tough season for Tulane in 1999. After an opening loss to Southern Miss, Coach Chris Scelfo rallied his young troops to impressive wins over SMU and Army and things were looking up. However, numerous injuries forced young players into critical roles.

The task of replacing Shaun King at quarterback fell on the shoulders of sophomore Patrick Ramsey. In the Green Wave's three wins, Ramsey completed 103-of-150 pass attempts for 12 touchdowns, and in narrow losses to Ole Miss, Houston and UAB, he completed 88-of-159 attempts for another eight scores.

Offensively, the Green Wave had a record-setting season behind the passing of Ramsey and the receiving duo of Adrian Burnette and JaJuan Dawson, who smashed several single-game, season and career receiving records. Freshman defensive back Quentin Brown had 50 tackles and broke up a half-dozen passes in only eight games.

The kicking game was a strong point, as Casey Roussel averaged 44.2 yards per punt and Seth Marler kicked nine consecutive field goals. The season finale against UAB, which the Green Wave lost 20-17, was the first overtime game in Tulane history.

| | | | | | | |
|-----|-------------------|--------------------|-------|-------|--------|--------|
| S6 | at Southern Miss* | Hattiesburg, Miss. | 14-48 | L | 30,098 | |
| S11 | SMU | NEW ORLEANS | 53-19 | W | 20,097 | |
| S18 | ARMY* | NEW ORLEANS | 48-28 | W | 22,227 | |
| O2 | at Syracuse | Syracuse, N.Y. | NR/19 | 17-47 | L | 48,286 |
| O9 | at Ole Miss | Oxford, Miss. | NR/25 | 13-20 | L | 40,914 |
| O16 | UL LAFAYETTE | NEW ORLEANS | 48-32 | W | 24,407 | |
| O23 | at East Carolina* | Greenville, N.C. | NR/20 | 7-52 | L | 35,021 |
| O30 | MEMPHIS* | NEW ORLEANS | 7-49 | L | 17,847 | |
| N6 | at Houston* | Houston, Texas | 31-36 | L | 16,008 | |
| N13 | at Navy | Annapolis, Md. | 21-45 | L | 32,840 | |
| N20 | UAB* (OT) | NEW ORLEANS | 20-23 | L | 18,592 | |

2000 (6-5, 3-4 C-USA)

Head Coach: Chris Scelfo

With victories in its last three games, Tulane ended its 2000 campaign by posting the program's third winning season in the last four years.

Following a 49-20 loss to Ole Miss that turned on a controversial interception, the Green Wave dropped a 37-17 decision at C-USA foe East Carolina while playing without quarterback Patrick Ramsey. In a critical contest vs. SMU, Tulane posted a 29-17 victory behind the passing of Ramsey (34-50, 347 yards), the running of freshman Mewelde Moore (104 yards) and the kicking of Seth Marler (three FGs).

The next week, Tulane held off Cincinnati to even its record at 2-2 as Moore passed the 100-yard mark for the third straight game. The Green Wave went to UL-Lafayette and prevailed by a single point as Roxie Shelvin blocked the potential game-tying PAT with under four minutes remaining.

A pair of losses dropped the Wave's record below .500 just in time for a visit to C-USA leader Louisville. Tulane battled the Cardinals to the final play before succumbing 35-32.

Tulane returned home for its final three contests. First, the Wave demolished Houston 41-23 as Ramsey hit four different receivers with touchdown passes and senior Adrian Burnette tallied 112 receiving yards. In the next game, Ramsey tied the school record with five touchdown passes and threw for 380 yards as Tulane topped Navy 50-38.

With a winning season riding on the season finale with Memphis, Tulane put together its best all-around performance of the year, dominating offensively and defensively to finish 6-5.

Ramsey finished the season with four straight 300-yard passing games. Offensive tackle Bernard Robertson and punter Casey Roussel picked up third team All-America honors and Moore's 890 rushing yards were the most by a Tulane back since 1970 and the highest total ever for a freshman. He was named Conference USA Freshman of the Year.

| | | | | | | |
|-----|-------------------|------------------|-------|-------|---|--------|
| S2 | at Ole Miss | Oxford, Miss. | NR/18 | 20-49 | L | 46,847 |
| S16 | at East Carolina* | Greenville, N.C. | | 17-37 | L | 38,517 |
| S23 | at SMU | Dallas, Texas | | 29-17 | W | 26,375 |
| S30 | CINCINNATI* | NEW ORLEANS | | 24-19 | W | 22,446 |
| O7 | at UL-Lafayette | Lafayette, La. | | 38-37 | W | 20,113 |
| O14 | SOUTHERN MISS* | NEW ORLEANS | NR/16 | 24-56 | L | 27,645 |
| O21 | at Army* | West Point, N.Y. | | 17-21 | L | 40,107 |
| O28 | at Louisville* | Louisville, Ky. | | 32-35 | L | 30,387 |
| N4 | HOUSTON* | NEW ORLEANS | | 41-23 | W | 16,785 |
| N11 | NAVY | NEW ORLEANS | | 50-38 | W | 20,081 |
| N18 | MEMPHIS* | NEW ORLEANS | | 37-14 | W | 17,269 |

2001 (3-9, 1-6 C-USA)

Head Coach: Chris Scelfo

Running back Mewelde Moore, quarterback Patrick Ramsey and kicker Seth Marler rewrote large sections of the Green Wave football record book as Tulane fielded one of its most explosive offensive units in 2001. The fireworks on the Tulane side of the scoreboard could not produce a winning season as Chris Scelfo's third Tulane team finished 3-9.

Moore, Tulane's first 1,000-yard rusher in over 50 years, broke Eddie Price's single-season record by rushing for 1,421 yards. He also became the first player in the history of NCAA Division I-A to rush for more than 1,250 yards and catch more than 60 passes in a season. Against Cincinnati, he set the Tulane and Conference USA single game records for rushing yards with 249, and against Navy, he became the first Tulane player to tally 100 rushing (131) and receiving (130) yards in the same game.

Ramsey set career marks for TD passes, completions, attempts and passing yards. After the season, he was named a National Scholar Athlete by the National Football Foundation/College Football Hall of Fame.

Marler received the Lou Groza Award as the nation's outstanding kicker as he connected on 15 of 16 field goal attempts and was named to several All-America teams, including Tulane's first first-teamer since 1987.

The Green Wave's three wins were by decisive margins over Southern (41-7), TCU (48-22) and Navy (42-28).

Defensively, the Green Wave was led by safety Adrian Mitchell's 138 tackles and Lynaris Elpheage's three interceptions.



Year-By-Year Summaries

| | | | | | |
|-----|-------------------|--------------------|-------|---|--------|
| A25 | at BYU | Provo, Utah | 35-70 | L | 49,008 |
| S1 | at LSU | Baton Rouge, La. | NR/14 | L | 91,782 |
| S8 | EAST CAROLINA* | NEW ORLEANS | 24-51 | L | 19,027 |
| S22 | UCF | NEW ORLEANS | 29-36 | L | 17,497 |
| S29 | SOUTHERN | NEW ORLEANS | 41-7 | W | 41,319 |
| O6 | at Cincinnati* | Cincinnati, Ohio | 33-46 | L | 20,091 |
| O13 | TCU* | NEW ORLEANS | 48-22 | W | 18,778 |
| O20 | at UAB* | Birmingham, Ala. | 27-34 | L | 16,291 |
| O27 | at Army* | West Point, N.Y. | 35-42 | L | 35,281 |
| N3 | LOUISVILLE* | NEW ORLEANS | 7-52 | L | 19,369 |
| N10 | at Navy | Annapolis, Md. | 42-28 | W | 31,456 |
| N17 | at Southern Miss* | Hattiesburg, Miss. | 6-59 | L | 24,054 |

| | | | | | |
|-----|-------------------|-------------------|-------|---|--------|
| A31 | SOUTHERN | NEW ORLEANS | 37-19 | W | 40,337 |
| S7 | at Houston* | Houston, Texas | 34-13 | W | 16,307 |
| S14 | at East Carolina* | Greenville, N.C. | 20-24 | L | 35,300 |
| S21 | at Memphis* | Memphis, Tenn. | 10-38 | L | 32,120 |
| S28 | TEXAS | NEW ORLEANS | NR/3 | L | 46,678 |
| O5 | at UL-Monroe | Monroe, La. | 52-9 | W | 11,645 |
| O12 | CINCINNATI* | NEW ORLEANS | 35-17 | W | 19,575 |
| O19 | UAB* | NEW ORLEANS | 35-14 | W | 19,343 |
| O26 | NAVY (TG) | NEW ORLEANS | 51-30 | W | 28,123 |
| N9 | at TCU* | Fort Worth, Texas | 10-17 | L | 27,694 |
| N16 | ARMY* | NEW ORLEANS | 10-14 | L | 19,421 |
| N23 | SOUTHERN MISS* | NEW ORLEANS | 31-10 | W | 21,832 |

CONAGRA FOODS HAWAII BOWL

| | | | | | |
|-----|------------|------------------|-------|---|--------|
| D25 | at Hawai'i | Honolulu, Hawaii | 36-28 | W | 35,513 |
|-----|------------|------------------|-------|---|--------|



The 2002 Green Wave posted an 8-5 record and defeated Hawai'i in the inaugural Hawai'i Bowl in Honolulu.

2002 (8-5, 4-4 C-USA) Head Coach: Chris Scelfo

An aggressive and opportunistic defense, superior special teams play and a young offense that came together behind new quarterback J.P. Losman and star running back Mewelde Moore, propelled Tulane to just its second eight-plus win season since 1979.

The season culminated with a pair of upset victories as the Green Wave dominated Southern Miss, 31-10, in the regular season finale, earning a trip to the Hawai'i Bowl to meet Hawai'i on ESPN.

The heavily favored Warriors jumped out to a 14-0 lead and enjoyed a 14-6 halftime advantage before MVP Lynaris Elpheage returned two third-quarter punts – the first for a 60-yard touchdown and the second for 56 yards to set up another score – that turned the game around. Tulane took a 20-14 lead that it would not relinquish. The Wave defense collected eight sacks and forced three turnovers while Losman scored a pair of rushing touchdowns and Moore ran for 116 yards in a 38-26 win.

To get to Hawai'i, the Green Wave overcame a brutal opening stretch that included three straight Conference USA road games. TU went 2-3 over the first month of the season with victories over Southern and Houston before falling to East Carolina and Memphis on the road, and to No. 3 Texas in the Superdome.

Tulane rebounded in October, ripping off four straight victories beginning with a 52-9 win at Louisiana-Monroe as the Green Wave defense did not allow a touchdown for the first time since 1997. A pair of victories over C-USA foes Cincinnati and UAB followed before Navy came to New Orleans for the homecoming game at Tad Gormley Stadium in City Park. In Tulane's first outdoor home game since 1974, Losman tied the school record with five TD passes and Moore broke the Green Wave career rushing record before a sellout crowd of 28,123.

Moore finished his junior season as just the second player in school history to post back-to-back 1,000-yard rushing seasons. The Green Wave defense led the nation in turnovers gained while surrendering just 21.7 points per game.

2003 (5-7, 3-5 C-USA) Head Coach: Chris Scelfo

Behind quarterback J.P. Losman and running back Mewelde Moore, Chris Scelfo's fifth team sprinted out to a 3-1 record before injuries decimated the Green Wave defense. A five-game losing streak in the middle of the season derailed Tulane's chances at a winning season, although the Wave came back to win two of its last three games. A narrow 28-14 road defeat at the hands of eventual Conference USA champion Southern Miss, in a game that hinged on a touchdown off a fake field goal attempt, kept the Green Wave from .500.

Tulane opened the season versus defending league champ TCU on ESPN. After falling behind 31-7, the Green Wave staged a thrilling comeback that fell just short in a 38-35 loss.

The Wave then won its next three contests. First, Losman hit Moore with a 23-yard TD to give Tulane an overtime victory over Northwestern State in the first night game at Tad Gormley Stadium. A week later versus Mississippi State, Barrett Pepper kicked a 32-yard field goal with six seconds left to cap a 17-point fourth-quarter comeback to give Tulane its first win over an SEC team in 25 games. Finally, Tulane defeated Army at West Point, 50-33, as Losman posted his fourth-straight 300-yard passing game.

Moore broke the Conference USA rushing record in the Texas game a week later, but the No. 14 Longhorns dominated the Green Wave, 63-18. Tulane then suffered a 45-42 defeat to Houston in the Homecoming game at Tad Gormley.

The losing streak continued at Louisville, where the Wave fell 47-28 in an ESPN contest, and at home versus Memphis. Each week new players were moved to the defensive line, where the Wave lost nearly two full sets of players to injury. A game at Navy brought Tulane's fifth consecutive loss, and the loss of Moore for the season with a broken hand.

Tulane broke the streak with a 38-24 win at UAB. The defense came up with four turnovers, Losman threw three touchdown passes, while Jovon Jackson gained 183 yards and scored two touchdowns, including one on an 85-yard run to seal the win.

The next week, Tulane gave up 17 first-quarter points to Southern Miss before fighting back. A Losman-Bush hook-up made the score 20-14, but USM put the game away on a 34-yard touchdown pass on a fake field goal attempt. Tulane ended the season on a bright note with a 28-18 win over East Carolina.

In the end, Moore left Tulane with 25 school and league rushing and all-purpose records while receiver Roydell Williams posted a 1,000-yard receiving season. Four defenders finished with more than 100 tackles, led by safety Tra Boger, as the Wave started 11 different lineups on defense during the year.

| | | | | | | |
|-----|-------------------|--------------------|-------|-------|---|--------|
| S1 | TCU* | NEW ORLEANS | NR/25 | 35-38 | L | 28,966 |
| S6 | NWESTERN ST. (TG) | NEW ORLEANS | | 27-24 | W | 25,116 |
| S13 | MISSISSIPPI ST. | NEW ORLEANS | | 31-28 | W | 33,723 |
| S20 | at Army* | West Point, N.Y. | | 50-33 | W | 27,024 |
| S27 | at Texas | Austin, Texas | NR/14 | 18-63 | L | 83,120 |
| O11 | HOUSTON* (TG) | NEW ORLEANS | | 42-45 | L | 27,420 |
| O17 | at Louisville* | Louisville, Ky. | | 28-47 | L | 38,119 |
| O25 | MEMPHIS* | NEW ORLEANS | | 9-41 | L | 19,357 |
| N1 | at Navy | Annapolis, Md. | | 17-35 | L | 27,417 |
| N8 | at UAB* | Birmingham, Ala. | | 38-24 | W | 14,213 |
| N15 | at Southern Miss* | Hattiesburg, Miss. | | 14-28 | L | 26,987 |
| N22 | EAST CAROLINA* | NEW ORLEANS | | 28-18 | W | 19,226 |



2004 (5-6, 3-5 C-USA) Head Coach: Chris Scelfo

A three-game November winning streak and four victories in its last six contests lifted Tulane to its second straight five-win season in 2004. Along the way, the Green Wave upset a pair of bowl-bound teams and went on the road to defeat the defending Conference USA champions.

With a new starting quarterback in Lester Ricard, a defensive line made up of underclassmen, and faced with the task of replacing all-time rushing and all-purpose yardage leader Mewelde Moore, the Green Wave started slowly. In September, a home win over Florida A&M, highlighted by a three-touchdown, 134-yard rushing day by Jovon Jackson, was sandwiched between losses to Mississippi State and Southern Miss.

After falling at East Carolina on a last-second field goal, Tulane dropped a 49-24 decision at Memphis to fall to 1-4 on the season. However, on Homecoming at Tad Gormley Stadium, the Green Wave offense put on a show and the defense came up with critical stops as Tulane outscored UAB, 59-55. Ricard completed 36-of-49 passes for 417 yards and a school-record six touchdowns, three of which went to Roydell Williams, who caught 11 passes for 138 yards on the day. Chris Bush caught a pair of touchdown passes, including the game-winner with 27 seconds left.

Tulane lost at Houston, but returned home for its most impressive performance of the season, a 42-10 domination of bowl-bound Navy. Ricard was uncanny, completing 18-of-19 passes for 323 yards and four scores.

A week later versus Army, the Green Wave got 216 rushing yards and three TDs from freshman Matt Forté, and held on for a 45-31 win despite losing Ricard to a broken wrist.

With Ricard sidelined, freshman Richard Irvin provided the heroics the next week as Tulane upset defending C-USA champ TCU in Fort Worth, 35-31. Irvin completed 22-of-37 passes for 282 yards and five TDs, while Bush caught six passes for 136 yards and two scores, including a 12-yarder with 43 seconds left that gave Tulane the win. Williams broke the school and league records for career touchdown catches in the game.

Although the Wave was unable to slow No. 7 Louisville a week later in a game rescheduled from earlier in the season due to Hurricane Ivan, the 2004 season provided a promising glimpse of things to come.

| | | | | | |
|-----|--------------------|----------------|-------|---|--------|
| S4 | at Mississippi St. | Starkville, MS | 7-28 | L | 52,114 |
| S11 | FLORIDA A&M | NEW ORLEANS | 39-19 | W | 23,214 |
| S25 | *SOUTHERN MISS | NEW ORLEANS | 14-32 | L | 27,211 |
| O9 | *at East Carolina | Greenville, NC | 25-27 | L | 29,584 |
| O16 | *at Memphis | Memphis, TN | 24-49 | L | 32,897 |
| O23 | *UAB (TG) | BIRMINGHAM, AL | 59-55 | W | 22,541 |
| O30 | *at Houston | Houston, TX | 3-24 | L | 17,204 |
| N6 | NAVY | NEW ORLEANS | 42-10 | W | 21,484 |
| N13 | *ARMY | NEW ORLEANS | 45-31 | W | 20,357 |
| N27 | *at TCU | Fort Worth, TX | 35-31 | W | 24,362 |
| D4 | *LOUISVILLE | NEW ORLEANS | NR/7 | L | 22,169 |

2005 (2-9, 1-5 C-USA) Head Coach: Chris Scelfo

Spirits were high when the 2005 team met in August to begin preseason practice. After all, the squad returned 44 letterwinners and 17 starters from the team of a year ago.

But before the Green Wave took a single snap against outside competition, life changed for the team, the University and the Greater New Orleans Area as Hurricane Katrina forced the cancellation of the fall semester.

After an evacuation to Jackson, Miss., a pitstop in Dallas and a relocation to Ruston, La., the Green Wave lived the life of nomads as Tulane played 11 games in 11 weeks in 11 different stadiums while going 2-9.

The Green Wave played hard in the opener against Mississippi State, but with the score knotted at 14-all, a fourth-quarter fumble led to a Bulldog score with 7:44 left to play.

The squad bounced back well the following week at SMU, as Lester Ricard completed 22 of 34 passes for 213 yards and two touchdowns as the Green Wave dumped SMU in the C-USA opener for both teams. A week later, Tulane defeated Southeastern Louisiana, but that would be the final victory of the year for the boys in olive and blue.

The Green Wave never gave in to its opponents or its circumstances, but in the end, injuries to key personnel and the effects of being dislocated by the storm finally caught up with the team.

Ricard led the team with 1,932 yards through the air, Matt Forté paced the club with 655 yards rushing, and Preston Brown enjoyed a breakthrough season at wideout where he snared 47 passes for 720 yards and six touchdowns.

On defense, Anthony Cannon posted his fourth straight 100-yard tackle season (114), while Tra Boger led the way with three interceptions.

| | | | | | |
|-----|-------------------|--------------------|-------|---|--------|
| S17 | MISSISSIPPI ST. | SHREVEPORT, LA | 14-21 | L | 16,421 |
| S24 | at SMU* | Dallas, Texas | 31-10 | W | 15,681 |
| O1 | SE LOUISIANA | BATON ROUGE, LA | 28-21 | W | 16,826 |
| O8 | HOUSTON* | LAFAYETTE, LA | 14-35 | L | 15,454 |
| O14 | UTEP* | RUSTON, LA | 21-45 | L | 13,153 |
| O22 | at UCF* | Orlando, Fla. | 24-34 | L | 15,009 |
| O29 | MARSHALL* | MOBILE, ALA | 26-27 | L | 13,290 |
| N5 | at Navy | Annapolis, Md. | 21-49 | L | 33,608 |
| N12 | at Rice* | Houston, Texas | 34-42 | L | 9,162 |
| N19 | TULSA* | MONROE, LA | 14-38 | L | 10,306 |
| N26 | at Southern Miss* | Hattiesburg, Miss. | 7-26 | L | 28,730 |

(TG) - at Tad Gormley Stadium

Note: Middle column denotes Tulane/Opponent AP ranking at time of game ... Attendance listed in far right column ... League games denoted by * .

This recap of the 111 seasons of Tulane football was written by longtime Tulane statistician Gayle Letulle and the Tulane Media Relations Office.

The Torch, The Face, The Name

Charged by Tulane University president Scott Cowen to "carry the torch, be the face and represent the name" of the University for the upcoming season following the devastation caused by Hurricane Katrina, Tulane Athletics teams across all sports wore a commemorative patch illustrating those three points throughout the 2005-06 academic year (illustrated on page 169).

The logo and patch, designed by Judy Henry of jmac design in Tulsa, Okla., featured the shape of Tulane University's primary logo, the "Shield." A thick green outline carries the words "The Torch, The Face, The Name," reminding fans and the national audience of Tulane Athletics' mission throughout the teams' respective seasons.

Following the devastation and subsequent flooding caused by Hurricane Katrina, Tulane University did not hold a fall semester. The Green Wave athletics teams, however, played on and found homes at four campuses throughout the Southeast.

The football and track and field teams relocated to Ruston, La., and the campus of Louisiana Tech, men's and women's golf moved to Dallas and SMU, baseball and women's hoops called Lubbock, Texas, and Texas Tech home for the fall semester, while men's basketball, volleyball, women's soccer, swimming and diving, and men's and women's tennis headed to College Station, Texas, and the campus of Texas A&M from September through December 2005.





Year-By-Year Summaries

2006 (4-8, 2-6 C-USA)

Head Coach: Chris Scelfo

Chris Scelfo's final year at Tulane was an up-and-down season. After spending the entire 2005 campaign away from its uptown campus because of damage brought on by Hurricane Katrina, the Green Wave returned home for the 2006 season. However, Tulane was once again forced to play 12 games during a 12-week stretch.

The Wave opened the season with a dismal showing at Houston, but rebounded with a convincing, 32-29, victory at Mississippi State the following week. Tulane and LSU renewed their rivalry with the first of 10 straight meetings. In the first game between the two schools in five years, the Tigers topped the Wave, 49-7.

Tulane played its first home game in the Superdome since 2004 when it hosted SMU in the opener. The Greenies battled back and took a late lead, but the Mustangs returned the ensuing kick-off for a touchdown to seize control of the game and Tulane dropped to 1-3.

The following weeks, Tulane cruised past eventual New Orleans Bowl participant Rice, 38-24, but fell at UTEP. Tulane's offense moved the ball at will at No. 8 Auburn, but, suffered three turnovers inside the red zone and could not recover in a 38-13 loss.

Tulane returned home and dispatched Army, 42-28, on homecoming behind quarterback Lester Ricard, who passed for 409 yards and three scores.

The Wave gave Marshall a tough fight on the road and the game was tied, 21-21, heading into the fourth quarter. However, Tulane lost the services of leading rusher Matt Forte for the season when he suffered a season-ending injury making a tackle following a TU interception. Without Forte in the lineup, Marshall scored 21 unanswered points and prevailed, 42-21.

Tulane managed a 1-2 record to finish the season, including a victory over UCF. Scelfo became the school's career leader for most games coached during the season, but was relieved of his coaching duties shortly after the final game at Tulsa.

| | | | | | | |
|-----|----------------------|-------------------|-------|-------|--------|--------|
| S9 | at Houston* | Houston, Texas | 7-45 | L | 16,506 | |
| S16 | at Mississippi State | Starkville, Miss. | 32-29 | W | 38,130 | |
| S23 | at LSU | Baton Rouge, La. | NR/10 | 7-49 | L | 92,135 |
| S30 | SMU* | NEW ORLEANS | 28-33 | L | 21,565 | |
| O7 | RICE* | NEW ORLEANS | 38-24 | W | 15,064 | |
| O14 | at UTEP* | El Paso, Texas | 20-34 | L | 35,930 | |
| O21 | at Auburn | Auburn, Ala. | NR/8 | 13-38 | L | 79,837 |
| O28 | ARMY | NEW ORLEANS | 42-28 | W | 21,053 | |
| N4 | at Marshall* | Huntington, W.Va. | 21-42 | L | 25,128 | |
| N11 | SOUTHERN MISS* | NEW ORLEANS | 3-31 | L | 21,687 | |
| N18 | UCF* | NEW ORLEANS | 10-9 | W | 15,341 | |
| N24 | at Tulsa* | Tulsa, Okla. | 3-38 | L | 15,502 | |

2007 (4-8, 3-5 C-USA)

Head Coach: Bob Toledo

A new era in Tulane football began in 2007 with first-year head coach Bob Toledo taking over the reins of the Green Wave program. Toledo brought with him a proven West Coast offense and a resume full of success, but the season belonged to one player— Matt Forte. Forte mesmerized defenses with his running ability and gave the Tulane faithful an once-in-a-lifetime experience throughout the season.

Forte galloped for a Tulane single-season records with 2,127 yards and 23 touchdowns on 361 carries while ranking second on the team with 32 receptions for another 282 yards through the air. His rushing total and 177.2 rushing yards per game average ranked second in the NCAA in 2007, and he also ranked second nationally in scoring with 11.7 points per game. Forte's 2,127 rushing yards marked the seventh-best single-season rushing total in NCAA history and he became the 11th all-time player in to surpass 2,000 rushing yards in one season. He registered eight games with 100-plus yards, including three 200-plus yard games and two 300-plus yards contests.

Despite Forte's heroic efforts, Tulane opened the season with a 1-5 record before Forte ran for a school and Conference USA single games

record 342 yards and scored four touchdowns, including the game winner in overtime, to down SMU in Dallas, 41-34.

Tulane won two of its final three games of the year, including convincing wins over UTEP and Rice in back-to-back games, but dropped heartbreakers to Army (in overtime), UAB and Memphis by a combined nine points.

| | | | | | | |
|-----|------------------|------------------|-----------|------|--------|--------|
| S8 | MISSISSIPPI ST. | NEW ORLEANS | 17-38 | L | 31,076 | |
| S15 | HOUSTON | NEW ORLEANS | 10-34 | L | 21,311 | |
| S22 | SE LOUISIANA | NEW ORLEANS | 35-27 | W | 17,611 | |
| S29 | LSU | NEW ORLEANS | NR/2 | 9-34 | L | 58,769 |
| O6 | at Army | West Point, N.Y. | 17-20(ot) | L | 30,022 | |
| O13 | at UAB | Birmingham, Ala. | 21-26 | L | 24,144 | |
| O20 | at SMU | Dallas, Texas | 41-34(ot) | W | 14,901 | |
| O27 | MEMPHIS | NEW ORLEANS | 27-28 | L | 23,267 | |
| N3 | TULSA | NEW ORLEANS | 25-49 | L | 15,271 | |
| N10 | UTEP | NEW ORLEANS | 34-19 | W | 15,479 | |
| N17 | at Rice | Houston, Texas | 45-31 | W | 11,539 | |
| N24 | at East Carolina | Greenville, N.C. | 12-35 | L | 35,362 | |

2008 (2-10, 1-7 C-USA)

Head Coach: Bob Toledo

A season with a promising 2-2 start ended in disappointment as injuries decimated the Green Wave in 2008 and the team finished with a mark of 2-10. Tulane stayed toe-to-toe with 13th-ranked Alabama before falling late and dropped a heartbreaking contest to No. 14 East Carolina in the final minutes to begin the season 0-2.

Tulane rebounded with consecutive wins over in-state school UL-Monroe and Conference USA rival SMU to improve to 2-2. However, devastating injuries began to mount beginning with the fifth game of the year with the loss to Army, and TU did not crack the win column again. By the time the clock hit 0:00 in the season finale at Memphis, Tulane had lost 17 players to season-ending injuries and many other players were sidelined with nagging injuries as well.

Among the casualties was leading rusher Andre Anderson, who was named a Doak Walker Award candidate, and top receiver Jeremy Williams. The team's much-needed depth was gradually depleted over the course of the season and by the end of the year Tulane was relying on back-ups and true freshmen to fill in the holes alongside the remaining starters.

Despite the adverse season, Tulane placed a combined three players on the All-Conference USA First and Second Teams and offensive lineman Troy Kropog, who played in the Under Armour Senior Bowl and was drafted in the fourth round by the Tennessee Titans, while center Michael Parenton signed a free agent contract with the New York Jets.

| | | | | | |
|-----|---------------|------------------|-------|---|--------|
| S6 | at Alabama | Tuscaloosa, Ala. | 6-20 | L | 92,138 |
| S12 | EAST CAROLINA | NEW ORLEANS | 24-28 | L | 27,189 |
| S20 | UL-MONROE | NEW ORLEANS | 24-10 | W | 23,419 |
| S25 | SMU | NEW ORLEANS | 24-27 | W | 25,643 |
| O4 | ARMY (TG) | NEW ORLEANS | 13-44 | L | 23,794 |
| O11 | at UTEP | El Paso, Texas | 21-24 | L | 33,121 |
| O25 | RICE | NEW ORLEANS | 17-42 | L | 17,841 |
| N1 | at LSU | Baton Rouge, La. | 10-35 | L | 92,136 |
| N8 | at Houston | Houston, Texas | 14-42 | L | 23,522 |
| N15 | UAB | NEW ORLEANS | 24-41 | L | 18,614 |
| N22 | at Tulsa | Tulsa, Okla. | 7-56 | L | 20,391 |
| N29 | at Memphis | Memphis, Tenn. | 6-45 | L | 15,012 |

(TG) - at Tad Gormley Stadium

Note: Middle column denotes Tulane/Opponent AP ranking at time of game ... Attendance listed in far right column ... League games denoted by * .

This recap of the 111 seasons of Tulane football was written by longtime Tulane statistician Gayle Letulle and the Tulane Media Relations Office.

Year-By-Year Records



| Year | Overall | Conference/Bowl | Points | Allowed | Head Coach | Captain(s) |
|------|-----------------|--|--------|---------|---------------------|--|
| 1893 | 1-2 | -- | 36 | 24 | T.L. Bayne | John Lombard |
| 1894 | 0-4 | -- | 14 | 50 | Fred Sweet | Edward Nelson |
| 1895 | 3-2 | Southern Intercollegiate Athletic Association (SIAA) | 66 | 28 | T.L. Bayne | Alfred Woods |
| 1896 | 3-2 | SIAA | 74 | 18 | Harry Baum | Louis Genella |
| 1897 | No Team Fielded | | | | | |
| 1898 | 1-1 | SIAA | 14 | 46 | John Lombard | Charles Eshelman |
| 1899 | 0-6-1 | SIAA | 0 | 141 | H.H. Collier | Charles Eshelman |
| 1900 | 5-0 | SIAA | 105 | 0 | H.T. Summersgill | Hugh Krumbhaar |
| 1901 | 5-1 | SIAA | 109 | 19 | H.T. Summersgill | Hugh Krumbhaar |
| 1902 | 1-4-2 | SIAA | 47 | 67 | V. Dabney/C. Green | Charles Green |
| 1903 | 2-2-1 | SIAA | 64 | 56 | C. Eshleman/R. Wood | Ralph Wood |
| 1904 | 5-2 | SIAA | 58 | 24 | T. Berry/J. Janvier | Ralph Wood |
| 1905 | 0-1 | SIAA | 0 | 5 | J. Tobin/H. Ludlow | John Chambers |
| 1906 | 0-4-1 | SIAA | 0 | 92 | John Russ | James Connelly |
| 1907 | 3-2 | SIAA | 71 | 44 | Joe Curtis | Clyde Webb |
| 1908 | 7-1 | SIAA | 103 | 23 | Joe Curtis | Temple Brown |
| 1909 | 4-3-2 | SIAA | 40 | 50 | Buster Brown | H. Tate Moore |
| 1910 | 0-7 | SIAA | 6 | 126 | A.A. Mason | N.W. Sentelle |
| 1911 | 5-3-1 | SIAA | 106 | 46 | A.A. Mason | Semmes Walmsley |
| 1912 | 5-3 | SIAA | 262 | 99 | A.A. Mason | Gaylord McLeod |
| 1913 | 3-5 | SIAA | 59 | 159 | A.C. Hoffman | Sumter Marks |
| 1914 | 3-3-1 | SIAA | 145 | 146 | E.R. Sweetland | Garrett George |
| 1915 | 4-4 | SIAA | 118 | 78 | Clark Shaughnessy | Peter Maihles |
| 1916 | 4-3-1 | SIAA | 126 | 149 | Clark Shaughnessy | Victor Rosenthal |
| 1917 | 5-3 | SIAA | 159 | 103 | Clark Shaughnessy | Game Captains |
| 1918 | 4-1-1 | SIAA | 133 | 16 | Clark Shaughnessy | Otto Colee |
| 1919 | 6-2-1 | SIAA | 224 | 55 | Clark Shaughnessy | Edwin Linfield |
| 1920 | 6-2-1 | SIAA | 181 | 28 | Clark Shaughnessy | John Wight |
| 1921 | 4-6 | SIAA | 84 | 96 | Myron Fuller | James Reed |
| 1922 | 4-4 | Southern | 136 | 100 | Clark Shaughnessy | Paul Maloney |
| 1923 | 6-3-1 | Southern | 117 | 89 | Clark Shaughnessy | Harry Talbot |
| 1924 | 8-1 | Southern | 201 | 59 | Clark Shaughnessy | Brother Brown |
| 1925 | 9-0-1 | Southern | 246 | 32 | Clark Shaughnessy | Lester Lautenschlager |
| 1926 | 3-5-1 | Southern | 71 | 60 | Clark Shaughnessy | Harry Gamble |
| 1927 | 2-5-1 | Southern | 56 | 120 | Bernie Bierman | Patrick Browne |
| 1928 | 6-3-1 | Southern | 264 | 76 | Bernie Bierman | Charles Rucker |
| 1929 | 9-0 | Southern | | | | |
| | | ROSE BOWL INVITEE | 279 | 45 | Bernie Bierman | Bill Banker |
| 1930 | 8-1 | Southern | 263 | 30 | Bernie Bierman | Lloyd Roberts |
| 1931 | 11-1 | Southern | | | | |
| | | ROSE BOWL | 350 | 49 | Bernie Bierman | Jerry Dalrymple |
| 1932 | 6-2-1 | Southern | 134 | 114 | Ted Cox | Nollie Felts |
| 1933 | 6-3-1 | SEC (4-2-1/5th) | 160 | 68 | Ted Cox | Preacher Roberts |
| 1934 | 10-1 | SEC (8-0/T1st) | | | | |
| | | SEC CHAMPIONS | | | | |
| | | SUGAR BOWL | 215 | 83 | Ted Cox | Joe Loftin |
| 1935 | 6-4 | SEC (3-3/T6th) | 156 | 123 | Ted Cox | Barney Mintz |
| 1936 | 6-3-1 | SEC (2-3-1/8th) | 173 | 117 | Lowell Dawson | William Moss |
| 1937 | 5-4-1 | SEC (2-3-1/9th) | 144 | 69 | Lowell Dawson | Norman Buckner, Norman Hall |
| 1938 | 7-2-1 | SEC (4-1-1/T2nd) | 211 | 53 | Lowell Dawson | Raymond Miller |
| 1939 | 8-1-1 | SEC (5-0/T1st) | | | | |
| | | SEC CHAMPIONS | | | | |
| | | SUGAR BOWL | 194 | 60 | Lowell Dawson | Paul Krueger |
| 1940 | 5-5 | SEC (1-3/10th) | 144 | 113 | Lowell Dawson | Claude Groves, Tommy O'Boyle |
| 1941 | 5-4 | SEC (2-3/8th) | 220 | 95 | Lowell Dawson | Peter Mandich, James Thibaut |
| 1942 | 4-5 | SEC (1-4/10th) | 121 | 154 | Claude Simons | James Ely, Walter McDonald |
| 1943 | 3-3 | SEC (1-1/T2nd) | 92 | 94 | Claude Simons | Game Captains |
| 1944 | 4-3 | SEC (1-2/8th) | 113 | 125 | Claude Simons | Game Captains |
| 1945 | 2-6-1 | SEC (1-3-1/T10th) | 93 | 201 | Claude Simons | Game Captains |
| 1946 | 3-7 | SEC (2-4/9th) | 179 | 209 | Henry E. Frnka | Robert Rice |
| 1947 | 2-5-2 | SEC (2-3-2/7th) | 94 | 162 | Henry E. Frnka | Leonard Finley |
| 1948 | 9-1 | SEC (5-1/3rd) | 207 | 60 | Henry E. Frnka | Emile O'Brien |
| 1949 | 7-2-1 | SEC (5-1/1st) | | | | |
| | | SEC CHAMPIONS | 251 | 142 | Henry E. Frnka | Max Druen, Richard Sheffield, William Svoboda, Francis Young |
| 1950 | 6-2-1 | SEC (3-1-1/4th) | 260 | 97 | Henry E. Frnka | Dennis Doyle, George Maddox |
| 1951 | 4-6 | SEC (1-5/12th) | 143 | 172 | Henry E. Frnka | Richard Fugler, Jerome Helluin, Ellsworth Kingery, John McLean |
| 1952 | 5-5 | SEC (3-5/8th) | 188 | 146 | Raymond Wolf | James Johnston, Robert Nuss |
| 1953 | 1-8-1 | SEC (0-7/12th) | 129 | 228 | Raymond Wolf | Charles Camp, Lester Kennedy, Alfred Robelot |



Year-By-Year Records

| Year | Overall | Conference/Bowl | Points | Allowed | Head Coach | Captain(s) |
|-------|---------|-----------------------|--------|---------|---------------------|--|
| 1954 | 1-6-3 | SEC (1-6-1/10th) | 46 | 144 | Andy Pilney | Edward Bravo |
| 1955 | 5-4-1 | SEC (3-3-1/T6th) | 163 | 136 | Andy Pilney | Bryan Burnthorne, Tony Sardisco |
| 1956 | 6-4 | SEC (3-3/T6th) | 124 | 123 | Andy Pilney | Donald Miller, Ronald Quillian, Dalton Truax |
| 1957 | 2-8 | SEC (1-5/10th) | 91 | 195 | Andy Pilney | John Montgomery, Eugene Newton |
| 1958 | 3-7 | SEC (1-5/11th) | 105 | 189 | Andy Pilney | James Blount, Claude Mason |
| 1959 | 3-6-1 | SEC (0-5-1/11th) | 94 | 176 | Andy Pilney | William Clements |
| 1960 | 3-6-1 | SEC (1-4-1/10th) | 132 | 140 | Andy Pilney | Tommy Mason |
| 1961 | 2-8 | SEC (1-5/T10th) | 60 | 225 | Andy Pilney | Jack Domingue |
| 1962 | 0-10 | SEC (0-7/12th) | 60 | 293 | Tommy O'Boyle | Ernest Colquette |
| 1963 | 1-8-1 | SEC (0-6-1/12th) | 43 | 191 | Tommy O'Boyle | Mike Calamari |
| 1964 | 3-7 | SEC (1-5/11th) | 79 | 147 | Tommy O'Boyle | James Besselman |
| 1965 | 2-8 | SEC (1-5/T9th) | 71 | 268 | Tommy O'Boyle | William Goss |
| 1966 | 5-4-1 | Independent | 153 | 182 | Jim Pittman | Jerry Colquette, Lanis O'Steen |
| 1967 | 3-7 | Independent | 164 | 223 | Jim Pittman | Jim Jancik |
| 1968 | 2-8 | Independent | 163 | 300 | Jim Pittman | Ernest Parker |
| 1969 | 3-7 | Independent | 152 | 235 | Jim Pittman | Rick Kingrea |
| 1970 | 8-4 | Independent | | | | |
| | | LIBERTY BOWL | 196 | 160 | Jim Pittman | David Abercrombie, Rick Kingrea, Mike Walker |
| 1971 | 3-8 | Independent | 152 | 215 | Bennie Ellender | Paul Ellis, Rusty Lachaussee |
| 1972 | 6-5 | Independent | 212 | 165 | Bennie Ellender | Glenn Harder, Mike Koesling |
| 1973 | 9-3 | Independent | | | | |
| | | ASTRO-BLUEBONNET BOWL | 228 | 194 | Bennie Ellender | Mike Owens, Mike Truax |
| 1974 | 5-6 | Independent | 176 | 214 | Bennie Ellender | Steve Foley, Charles Hall |
| 1975 | 4-7 | Independent | 123 | 192 | Bennie Ellender | Jaime Garza, Jim Gueno, Mark Olivari, Mike Price, John Ronquillo |
| 1976 | 2-9 | Independent | 149 | 228 | Larry Smith | Gary Rudick |
| 1977 | 3-8 | Independent | 181 | 289 | Larry Smith | John Ammerman, Gene Forte, Bill Kramer |
| 1978 | 4-7 | Independent | 183 | 211 | Larry Smith | Alfred Jones, Gary Sheridan |
| 1979 | 9-3 | Independent | | | | |
| | | LIBERTY BOWL | 320 | 179 | Larry Smith | Bob Becnel |
| 1980 | 7-5 | Independent | | | | |
| | | HALL OF FAME BOWL | 279 | 243 | Vince Gibson | Nickie Hall, Chuck Pitcock, Frank Robinson, Marty Wetzel |
| 1981 | 6-5 | Independent | 213 | 144 | Vince Gibson | Paul Catanese, Brian Douglas, Rodney Holman, Sly McGrew |
| 1982 | 4-7 | Independent | 201 | 271 | Vince Gibson | Ricky Goff, Bill Lichtenstein, Tyrone Smith, Lionel Washington |
| 1983* | 2-9 | Independent | 192 | 241 | Wally English | Jim Boyle, Clint Wenzel |
| 1984 | 3-8 | Independent | 177 | 255 | Wally English | Benny Burst, Randy Saffy |
| 1985 | 1-10 | Independent | 166 | 334 | Mack Brown | James Campen, Joe Caravello, Burnell Dent, Ronald Tilton, Jeffrey Wenhold |
| 1986 | 4-7 | Independent | 265 | 334 | Mack Brown | Terrence Jones, Tookie Spann, Troy Wetzel |
| 1987 | 6-6 | Independent | | | | |
| | | INDEPENDENCE BOWL | 370 | 376 | Mack Brown | Terrence Jones, Tookie Spann, Preston Washington |
| 1988 | 5-6 | Independent | 265 | 334 | Greg Davis | Richard Harvey, Terrence Jones |
| 1989 | 4-8 | Independent | 247 | 337 | Greg Davis | Rick Crozier, Michael Pierce, Mitchell Price |
| 1990 | 4-7 | Independent | 237 | 253 | Greg Davis | Darrell Sherer, Darin Shoulders, Mark Thornhill |
| 1991 | 1-10 | Independent | 146 | 384 | Greg Davis | Ray Benford, J.P. Martin, Chance Miller |
| 1992 | 2-9 | Independent | 146 | 349 | Buddy Teevens | Chance Miller, Mark Thornhill |
| 1993* | 4-8 | Independent | 154 | 355 | Buddy Teevens | Reginald Davis, Wilbert Gilmore, Mitch Tinsley |
| 1994 | 1-10 | Independent | 135 | 358 | Buddy Teevens | Eric Bruce, Brad Ducre, Mike Staid |
| 1995 | 2-9 | Independent | 187 | 303 | Buddy Teevens | Cedric Anderson, Johnny Curtis, Shaun Jones |
| 1996 | 2-9 | C-USA (1-4/6th) | 213 | 268 | Buddy Teevens | Will Carlisle, Keith Cook, Elijah Freeman, Jerald Sowell |
| 1997 | 7-4 | C-USA (5-1/2nd) | 375 | 225 | Tommy Bowden | Cory Geason, Shane Marshall, Brian Williams |
| 1998 | 12-0 | C-USA (6-0/1st) | | | | |
| | | C-USA CHAMPIONS | | | | |
| | | LIBERTY BOWL | 540 | 268 | T. Bowden/C. Scelfo | Shaun King, Dennis O'Sullivan |
| 1999 | 3-8 | C-USA (1-5/T6th) | 279 | 399 | Chris Scelfo | JaJuan Dawson, Jerry Phillips |
| 2000 | 6-5 | C-USA (3-4/T5th) | 329 | 346 | Chris Scelfo | Adrian Burnette, Tim Carter, Jerry Phillips, Patrick Ramsey |
| 2001 | 3-9 | C-USA (1-6/9th) | 344 | 495 | Chris Scelfo | Floyd Dorsey, Terry Fontenot, Terrell Harris, Patrick Ramsey, Torie Taulli |
| 2002 | 8-5 | C-USA (4-4/5th) | | | | |
| | | HAWAII BOWL | 361 | 282 | Chris Scelfo | Kenan Blackmon, Floyd Dorsey, J.P. Losman, Mewelde |
| Moore | | | | | | |
| 2003 | 5-7 | C-USA (3-5/8th) | 337 | 424 | Chris Scelfo | J.P. Losman, Mewelde Moore, Daniel Nevil, Terrence Tarver |
| 2004 | 5-6 | C-USA (3-5/6th) | 300 | 361 | Chris Scelfo | Anthony Cannon, Jimmy Kosienki, Joey Dawson, Roydell Williams |
| 2005 | 2-9 | C-USA (1-7/6th West) | 243 | 348 | Chris Scelfo | The entire senior class |
| 2006 | 4-8 | C-USA (2-6/6th West) | 224 | 400 | Chris Scelfo | Preston Brown, Antonio Harris |
| 2007 | 4-8 | C-USA (3-5/3rd West) | 293 | 375 | Bob Toledo | Matt Forte, Antonio Harris |
| 2008 | 2-10 | C-USA (1-7/6th West) | 200 | 414 | Bob Toledo | Michael Parenton, Reggie Scott |

111 Years, 36 Coaches

Overall Record: 473-529-38

Conference Record: 96-148-13

*includes one or more NCAA-mandated forfeits

All-Time Coaches



Clark
Shaughnessy



Bernie
Bierman



Lowell "Red"
Dawson

| Coach | Years | Tenure | Record | Pct. |
|-------------------------|-------|-----------------|---------|------|
| T.L. Bayne | 2 | 1893, 1895 | 4-4 | .500 |
| Fred Sweet | 1 | 1894 | 0-4 | .000 |
| Harry Baum | 1 | 1896 | 3-2 | .600 |
| John Lombard | 1 | 1898 | 1-1 | .500 |
| H.H. Collier | 1 | 1899 | 0-6-1 | .071 |
| H.T. Summersgill | 2 | 1900-01 | 10-1 | .909 |
| Virginius Dabney | 1 | 1902 | 1-4-2 | .286 |
| Charles Eshleman | 1 | 1903 | 2-2-1 | .500 |
| T. Barry and J. Janvier | 1 | 1904 | 5-2 | .714 |
| J. Tobin and H. Ludlow | 1 | 1905 | 0-1 | .000 |
| John Russ | 1 | 1906 | 0-4-1 | .100 |
| Joe Curtis | 2 | 1907-08 | 10-3 | .769 |
| Buster Brown | 1 | 1909 | 4-3-2 | .556 |
| A.A. Mason | 3 | 1910-12 | 10-13-1 | .438 |
| A.C. Hoffman | 1 | 1913 | 3-5 | .375 |
| E.R. Sweetland | 1 | 1914 | 3-3-1 | .550 |
| Clark Shaughnessy | 11 | 1915-20, '22-26 | 59-26-6 | .681 |
| Myron Fuller | 1 | 1921 | 4-6 | .400 |
| Bernie Bierman | 5 | 1927-31 | 36-10-2 | .771 |
| Ted Cox | 4 | 1932-35 | 28-10-2 | .725 |
| Lowell "Red" Dawson | 6 | 1936-41 | 36-19-4 | .644 |
| Claude Simons Jr. | 4 | 1942-45 | 13-17-1 | .435 |
| Henry E. Frnka | 6 | 1946-51 | 31-23-4 | .569 |
| Raymond Wolf | 2 | 1952-53 | 6-13-1 | .325 |
| Andy Pilney | 8 | 1954-61 | 25-49-6 | .350 |
| Tommy O'Boyle | 4 | 1962-65 | 6-33-1 | .163 |
| Jim Pittman | 5 | 1966-70 | 21-30-1 | .413 |
| Bennie Ellender | 5 | 1971-75 | 27-29 | .482 |
| Larry Smith | 4 | 1976-79 | 18-27 | .400 |
| Vince Gibson | 3 | 1980-82 | 17-17 | .500 |
| Wally English | 2 | 1983-84 | 5-17* | .227 |
| Mack Brown | 3 | 1985-87 | 11-23 | .324 |
| Greg Davis | 4 | 1988-91 | 14-31 | .311 |
| Buddy Teevens | 5 | 1992-96 | 11-45* | .196 |
| Tommy Bowden | 2 | 1997-98 | 18-4 | .818 |
| Chris Scelfo# | 8 | 1998-2006 | 37-57 | .394 |
| Bob Toledo | 2 | 2007-present | 6-18 | .250 |



Henry
Frnka



Tommy
O'Boyle



Larry
Smith

*includes forfeit

Scelfo became head coach prior to the 1998 Liberty Bowl

Tulane Coaching Leaders

VICTORIES

| Coach | Years | Tenure | Pct. | Record |
|-----------------------|-------|------------------|------|---------|
| 1. Clark Shaughnessy | 11 | 1915-20, 1922-26 | .681 | 59-26-6 |
| 2. Chris Scelfo | 8 | 1998-2007 | .394 | 37-57 |
| 3. Bernie Bierman | 5 | 1927-31 | .771 | 36-10-2 |
| Red Dawson | 6 | 1936-41 | .644 | 36-19-4 |
| 5. Henry E. Frnka | 6 | 1946-51 | .569 | 31-23-4 |
| 6. Ted Cox | 4 | 1932-35 | .725 | 28-10-2 |
| 7. Bennie Ellender | 5 | 1971-75 | .482 | 27-29 |
| 8. Andy Pilney | 8 | 1954-61 | .350 | 25-49-6 |
| 9. Jim Pittman | 5 | 1966-70 | .413 | 21-30-1 |
| 10. Tommy Bowden | 2 | 1997-98 | .818 | 18-4 |
| Larry Smith | 4 | 1976-79 | .400 | 18-27 |
| 12. Vince Gibson | 3 | 1980-82 | .500 | 17-17 |
| 13. Greg Davis | 4 | 1988-91 | .311 | 14-31 |
| 14. Claude Simons Jr. | 4 | 1942-45 | .435 | 13-17-1 |
| 15. Mack Brown | 3 | 1985-87 | .324 | 11-23 |
| Buddy Teevens | 5 | 1992-96 | .196 | 11-45 |

PERCENTAGE

| Coach | Years | Tenure | Pct. | Record |
|----------------------|-------|------------------|---------|--------|
| 1. H.T. Summersgill | 2 | 1900-01 | 10-1 | .909 |
| 2. Tommy Bowden | 2 | 1997-98 | 18-4 | .818 |
| 3. Bernie Bierman | 5 | 1927-31 | 36-10-2 | .771 |
| 4. Joe Curtis | 2 | 1907-08 | 10-3 | .769 |
| 5. Ted Cox | 4 | 1932-35 | 28-10-2 | .725 |
| 6. Thomas Barry | 1 | 1904 | 5-2 | .714 |
| 7. Clark Shaughnessy | 11 | 1915-20, 1922-26 | 59-26-6 | .681 |
| 8. Lowell Dawson | 6 | 1936-41 | 36-19-4 | .644 |
| 9. Harry Baum | 1 | 1896 | 3-2 | .600 |
| 10. Henry E. Frnka | 6 | 1946-51 | 31-23-4 | .569 |
| 11. Buster Brown | 1 | 1909 | 4-3-2 | .556 |
| 12. E.R. Sweetland | 1 | 1914 | 3-3-1 | .550 |
| 13. Vince Gibson | 3 | 1980-82 | 17-17 | .500 |
| T.L. Bayne | 2 | 1893, 1895 | 4-4 | .500 |
| Charles Eshleman | 1 | 1903 | 2-2-1 | .500 |
| John Lombard | 1 | 1898 | 1-1 | .500 |



Tulane Record vs. Opponents

| Opponent | Won | Lost | Tied | First Game | Last Game |
|--------------------------|-----------|-----------|----------|-------------|-------------|
| Air Force | 3 | 3 | 0 | 1967 | 1981 |
| Alabama* | 11 | 27 | 3 | 1894 | 2008 |
| Alabama-Birmingham (UAB) | 3 | 4 | 0 | 1999 | 2008 |
| Alumni | 2 | 0 | 0 | 1896 | 1902 |
| Arkansas | 0 | 4 | 0 | 1906 | 1980 |
| Army | 8 | 7 | 1 | 1953 | 2008 |
| Auburn | 17 | 14 | 6 | 1902 | 2006 |
| Baylor | 3 | 3 | 0 | 1908 | 1983 |
| Birmingham-Southern | 1 | 0 | 0 | 1930 | |
| Boston College | 7 | 7 | 0 | 1940 | 1993 |
| Brigham Young | 1 | 1 | 0 | 1998 | 2001 |
| California | 1 | 0 | 0 | 1960 | |
| Camp Bearegard | 1 | 0 | 0 | 1918 | |
| Camp Benning | 1 | 0 | 0 | 1922 | |
| Camp Pike | 0 | 1 | 0 | 1918 | |
| Camp Shelby | 1 | 0 | 0 | 1918 | |
| Centenary | 3 | 0 | 0 | 1914 | 1936 |
| Centre | 2 | 3 | 0 | 1907 | 1921 |
| Cincinnati | 11 | 3 | 0 | 1909 | 2002 |
| The Citadel | 2 | 0 | 0 | 1953 | 1974 |
| Clemson | 6 | 4 | 0 | 1937 | 1981 |
| Colgate | 4 | 1 | 0 | 1933 | 1937 |
| Colorado | 1 | 0 | 0 | 1970 | |
| Columbia | 1 | 0 | 0 | 1939 | |
| Cuba AC | 0 | 1 | 0 | 1910 | |
| Cumberland | 0 | 1 | 0 | 1903 | |
| Detroit | 1 | 2 | 0 | 1920 | 1959 |
| Drury | 1 | 0 | 0 | 1907 | |
| Duke | 2 | 0 | 0 | 1964 | 1973 |
| East Carolina | 2 | 8 | 0 | 1991 | 2008 |
| Florida | 6 | 13 | 2 | 1915 | 1984 |
| Florida A&M | 1 | 0 | 0 | 2004 | |
| Florida State* | 0 | 10 | 0 | 1983 | 1992 |
| Fordham | 1 | 1 | 0 | 1939 | 1940 |
| Georgetown | 0 | 1 | 0 | 1916 | |
| Georgia | 10 | 14 | 1 | 1919 | 1985 |
| Georgia Navy Pre-Flight | 2 | 0 | 0 | 1942 | 1943 |
| Georgia Tech | 13 | 35 | 0 | 1916 | 1982 |
| Hawaii | 1 | 2 | 0 | 1989 | 2002 |
| Holy Cross | 1 | 0 | 0 | 1951 | |
| Houston | 4 | 10 | 0 | 1968 | 2008 |
| Illinois | 1 | 0 | 0 | 1970 | |
| Iowa State | 1 | 3 | 0 | 1987 | 1992 |
| Jefferson | 6 | 0 | 0 | 1912 | 1919 |
| Kansas | 0 | 1 | 0 | 1958 | |
| Kansas State | 1 | 0 | 0 | 1988 | |
| Kentucky | 6 | 9 | 0 | 1910 | 1985 |
| Louisiana College | 4 | 0 | 0 | 1925 | 1952 |
| Louisiana-Lafayette | 21 | 4 | 0 | 1911 | 2000 |
| Louisiana-Monroe | 2 | 0 | 0 | 2002 | 2008 |
| Louisiana State | 23 | 67 | 7 | 1893 | 2008 |
| Louisiana Tech | 7 | 0 | 0 | 1904 | 1998 |
| Louisville | 2 | 9 | 0 | 1986 | 2004 |
| Marion | 1 | 0 | 0 | 1904 | |
| Marquette | 1 | 0 | 0 | 1957 | |
| Marshall | 0 | 2 | 0 | 2005 | 2006 |
| Maryland | 2 | 4 | 0 | 1933 | 1995 |
| Memphis | 11 | 16 | 1 | 1954 | 2008 |
| Memphis Navy | 0 | 1 | 0 | 1943 | |
| Mercer | 1 | 0 | 0 | 1938 | |
| Meridian AA | 2 | 0 | 0 | 1901 | 1903 |
| Miami (Fla.) | 5 | 6 | 1 | 1951 | 1978 |
| Miami (Ohio) | 0 | 1 | 0 | 1967 | |
| Michigan | 0 | 3 | 0 | 1920 | 1972 |
| Millsaps | 2 | 0 | 0 | 1900 | 1928 |

| Opponent | Won | Lost | Tied | First Game | Last Game |
|--------------------------|-----------|-----------|----------|-------------|-------------|
| Minnesota | 0 | 1 | 0 | 1935 | |
| Mississippi* | 28 | 41 | 0 | 1893 | 2000 |
| Mississippi College | 9 | 3 | 0 | 1911 | 1937 |
| Mississippi State | 26 | 30 | 2 | 1901 | 2007 |
| Missouri | 0 | 0 | 2 | 1925 | 1926 |
| Mobile YMCA | 0 | 1 | 0 | 1901 | |
| Navy | 11 | 7 | 1 | 1949 | 2005 |
| Nevada | 1 | 0 | 0 | 1992 | |
| New York University | 1 | 1 | 0 | 1926 | 1941 |
| North Carolina | 9 | 5 | 2 | 1922 | 1994 |
| North Carolina State | 1 | 0 | 0 | 1970 | |
| Northwestern | 3 | 1 | 0 | 1925 | 1956 |
| Northwestern State | 6 | 0 | 0 | 1911 | 2003 |
| Notre Dame | 0 | 8 | 0 | 1944 | 1971 |
| Ohio | 1 | 1 | 0 | 1971 | 1972 |
| Penn State | 0 | 1 | 0 | 1979 | |
| Pensacola NAB | 0 | 0 | 1 | 1918 | |
| Pittsburgh | 4 | 3 | 0 | 1969 | 1984 |
| Rice | 14 | 16 | 1 | 1916 | 2008 |
| Richmond | 1 | 0 | 0 | 1903 | |
| Rutgers | 1 | 3 | 0 | 1976 | 1998 |
| Saint Louis | 1 | 0 | 0 | 1913 | |
| Saint Paul's | 1 | 0 | 0 | 1915 | |
| Samford | 4 | 0 | 1 | 1906 | 1915 |
| Santa Clara | 1 | 0 | 0 | 1952 | |
| Sewanee | 13 | 6 | 0 | 1894 | 1939 |
| Shreveport AA | 0 | 1 | 0 | 1903 | |
| South Carolina | 3 | 0 | 0 | 1932 | 1963 |
| Southeastern Louisiana | 4 | 0 | 0 | 1949 | 2005 |
| Southern | 2 | 0 | 0 | 2001 | 2002 |
| Southern AC | 1 | 1 | 1 | 1893 | 1900 |
| Southern Cal | 1 | 2 | 0 | 1932 | 1946 |
| Southern Methodist (SMU) | 12 | 5 | 0 | 1943 | 2008 |
| Southern Miss | 7 | 21 | 0 | 1979 | 2006 |
| Southwest Texas | 1 | 1 | 0 | 1909 | 1913 |
| Spring Hill | 8 | 0 | 0 | 1915 | 1931 |
| Stanford | 1 | 7 | 0 | 1961 | 1980 |
| Syracuse | 1 | 6 | 0 | 1975 | 1999 |
| Tampa | 0 | 1 | 0 | 1968 | |
| Temple | 1 | 0 | 0 | 1935 | |
| Tennessee | 1 | 4 | 0 | 1923 | 1967 |
| Tennessee-Chattanooga | 2 | 0 | 0 | 1934 | 1988 |
| Texas | 1 | 17 | 1 | 1894 | 2003 |
| Texas A&M | 5 | 10 | 0 | 1899 | 1968 |
| Texas Christian (TCU) | 4 | 8 | 0 | 1978 | 2004 |
| Texas Tech | 3 | 2 | 0 | 1958 | 1971 |
| Tulsa | 1 | 4 | 0 | 1968 | 2008 |
| UCF | 1 | 2 | 0 | 2001 | 2006 |
| UTEP | 1 | 3 | 0 | 2005 | 2008 |
| Vanderbilt | 27 | 16 | 3 | 1902 | 1989 |
| Vicksburg AC | 1 | 0 | 0 | 1896 | |
| Virginia | 4 | 2 | 0 | 1949 | 1969 |
| Virginia Military | 5 | 0 | 0 | 1935 | 1973 |
| Virginia Tech | 4 | 5 | 0 | 1956 | 1989 |
| Wake Forest | 2 | 0 | 0 | 1959 | 1995 |
| Washington | 0 | 1 | 0 | 1987 | |
| Washington Artillery | 1 | 0 | 0 | 1917 | |
| Washington (Mo.) | 2 | 1 | 0 | 1908 | 1923 |
| Washington and Lee | 0 | 1 | 1 | 1911 | 1919 |
| Washington State | 1 | 0 | 0 | 1931 | |
| West Virginia | 2 | 4 | 0 | 1969 | 1979 |
| Wichita State | 0 | 1 | 0 | 1986 | |
| William & Mary | 2 | 1 | 0 | 1960 | 1993 |
| Totals (1,087 games) | 485 | 568 | 38 | | |

2009 opponents in **bold**
 *includes one or more NCAA-mandated forfeits

Record vs. Ranked Teams



| Date | Opponent | Opp Rank | | Score |
|----------|-----------------|----------|---|-------|
| 11-7-36 | at Alabama | 14 | L | 7-34 |
| 11-28-36 | at LSU | 2 | L | 0-33 |
| <hr/> | | | | |
| 11-6-37 | ALABAMA | 2 | L | 6-9 |
| 11-27-37 | LSU | 8 | L | 7-20 |
| <hr/> | | | | |
| 11-5-38 | at Alabama | 15 | L | 0-3 |
| <hr/> | | | | |
| 10-28-39 | OLE MISS | 14 | W | 18-6 |
| 11-11-39 | ALABAMA | 20 | W | 13-0 |
| 1-1-40 | TEXAS A&M* | 1 | L | 13-14 |
| <hr/> | | | | |
| 11-2-40 | CLEMSON | 10 | W | 13-0 |
| <hr/> | | | | |
| 11-1-41 | at Vanderbilt | 10 | W | 34-14 |
| <hr/> | | | | |
| 10-17-42 | at Georgia | 2 | L | 0-40 |
| 10-24-42 | NORTH CAROLINA | 19 | W | 29-14 |
| <hr/> | | | | |
| 11-13-43 | GEORGIA TECH | 19 | L | 0-33 |
| <hr/> | | | | |
| 11-11-44 | at Georgia Tech | 13 | L | 7-34 |
| <hr/> | | | | |
| 11-3-45 | MISS. STATE | 15 | W | 14-13 |
| 11-24-45 | NOTRE DAME | 5 | L | 6-21 |
| <hr/> | | | | |
| 11-16-46 | at Georgia Tech | 7 | L | 7-35 |
| 11-23-46 | NOTRE DAME | 2 | L | 0-41 |
| 11-30-46 | at LSU | 9 | L | 27-41 |
| <hr/> | | | | |
| 11-11-47 | at Rice | 16 | L | 0-3 |
| 11-22-47 | at Notre Dame | 2 | L | 6-59 |
| <hr/> | | | | |
| 10-16-48 | OLE MISS | 10 | W | 20-7 |
| <hr/> | | | | |
| 10-15-49 | at Notre Dame | 1 | L | 7-46 |
| 11-26-49 | LSU | 13 | L | 0-21 |
| <hr/> | | | | |
| 10-14-50 | NOTRE DAME | 10 | L | 9-13 |
| <hr/> | | | | |
| 10-6-51 | BAYLOR | 19 | L | 14-27 |
| 10-13-51 | HOLY CROSS | 15 | W | 20-14 |
| 11-10-51 | KENTUCKY | 12 | L | 0-37 |
| <hr/> | | | | |
| 10-11-52 | at Georgia Tech | 5 | L | 0-14 |
| <hr/> | | | | |
| 10-3-53 | at Michigan | 4 | L | 7-26 |
| 10-10-53 | GEORGIA TECH | 10 | L | 13-27 |
| 10-31-53 | ARMY | 15 | T | 0-0 |
| <hr/> | | | | |
| 9-18-54 | at Georgia Tech | 7 | L | 0-28 |
| 10-16-54 | at Ole Miss | 7 | L | 7-34 |
| <hr/> | | | | |
| 10-29-55 | AUBURN | 8 | W | 27-13 |
| <hr/> | | | | |
| 10-13-56 | NAVY | 14 | W | 21-6 |
| 10-20-56 | (n) Ole Miss | 6 | W | 10-3 |
| 10-27-56 | at Georgia Tech | 3 | L | 0-40 |
| <hr/> | | | | |
| 9-28-57 | at Texas | 13 | L | 6-20 |
| 10-18-57 | OLE MISS | 11 | L | 0-50 |
| 11-16-57 | at Army | 10 | L | 14-20 |
| <hr/> | | | | |
| 10-11-58 | OLE MISS | 7 | L | 8-19 |
| 10-18-58 | (n) Navy | 6 | W | 14-6 |
| 11-22-58 | LSU | 1 | L | 0-62 |
| <hr/> | | | | |
| 10-17-59 | at Ole Miss | 5 | L | 7-53 |
| 10-24-59 | GEORGIA TECH | 9 | L | 13-21 |
| 11-21-59 | at LSU | 3 | L | 6-14 |
| <hr/> | | | | |
| 9-24-60 | ALABAMA | 5 | T | 6-6 |
| 10-15-60 | OLE MISS | 1 | L | 13-26 |
| 11-12-60 | at Florida | 20 | L | 6-21 |
| <hr/> | | | | |
| 9-30-61 | (n) Alabama | 4 | L | 0-9 |
| 10-21-61 | (n) Ole Miss | 2 | L | 0-41 |
| 10-28-61 | GEORGIA TECH | 9 | L | 0-35 |
| 11-25-61 | at LSU | 4 | L | 0-62 |
| <hr/> | | | | |
| 9-28-62 | ALABAMA | 1 | L | 6-44 |
| 10-6-62 | at Texas | 3 | L | 8-35 |
| 10-20-62 | (n) Ole Miss | 5 | L | 0-21 |
| 11-24-62 | LSU | 8 | L | 3-38 |

| Date | Opponent | Opp Rank | | Score |
|----------|----------------------|----------|---|-------|
| 9-20-63 | TEXAS | 5 | L | 0-21 |
| 9-28-63 | (n) Alabama | 2 | L | 0-28 |
| 10-19-63 | OLE MISS | 5 | L | 0-21 |
| <hr/> | | | | |
| 9-19-64 | at Texas | 4 | L | 0-31 |
| 9-26-64 | (n) Alabama | 4 | L | 6-36 |
| <hr/> | | | | |
| 11-21-64 | LSU | 8 | L | 3-13 |
| <hr/> | | | | |
| 9-17-65 | at Texas | 2 | L | 0-31 |
| <hr/> | | | | |
| 10-22-66 | at Georgia Tech | 6 | L | 17-35 |
| <hr/> | | | | |
| 11-11-67 | at Tennessee | 2 | L | 14-35 |
| <hr/> | | | | |
| 10-12-68 | at Florida | 7 | L | 3-24 |
| <hr/> | | | | |
| 9-20-69 | at Georgia | 8 | L | 0-35 |
| 10-11-69 | (n) Florida | 12 | L | 17-18 |
| 10-25-69 | NOTRE DAME | 12 | L | 0-37 |
| 11-22-69 | at LSU | 10 | L | 0-27 |
| <hr/> | | | | |
| 9-19-70 | GEORGIA | 19 | W | 17-14 |
| 10-10-70 | at Air Force | 8 | L | 3-24 |
| 11-28-70 | LSU | 7 | L | 14-26 |
| <hr/> | | | | |
| 9-18-71 | at Georgia | 11 | L | 7-17 |
| 10-9-71 | at North Carolina | 18 | W | 37-29 |
| 11-13-71 | at Notre Dame | 8 | L | 7-21 |
| 11-27-71 | at LSU | 10 | L | 7-36 |
| <hr/> | | | | |
| 9-23-72 | GEORGIA | 16 | W | 24-13 |
| 9-30-72 | at Michigan | 8 | L | 7-41 |
| 12-4-72 | LSU | 11 | L | 3-9 |
| <hr/> | | | | |
| 12-1-73 | LSU | 8 | W | 14-0 |
| 12-29-73 | at Houston* | 14 | L | 7-47 |
| <hr/> | | | | |
| 9-18-76 | at Ole Miss | 20 | L | 7-34 |
| 9-25-76 | BOSTON COLLEGE | 18 | L | 3-27 |
| <hr/> | | | | |
| 10-29-77 | at Pittsburgh | 13 | L | 0-48 |
| <hr/> | | | | |
| 9-16-78 | PITTSBURGH | 14 | L | 6-24 |
| 9-30-78 | at Stanford | 20 | L | 14-17 |
| <hr/> | | | | |
| 9-8-79 | STANFORD | 13 | W | 33-10 |
| 9-29-79 | SMU | 19 | W | 24-17 |
| <hr/> | | | | |
| 9-13-80 | at Stanford | 13 | L | 14-19 |
| <hr/> | | | | |
| 9-11-82 | at SMU | 8 | L | 7-51 |
| 11-27-82 | at LSU | 12 | W | 31-28 |
| <hr/> | | | | |
| 9-17-83 | FLORIDA STATE | 9 | L | 34-28 |
| <hr/> | | | | |
| 10-20-84 | at Florida State | 15 | L | 6-27 |
| <hr/> | | | | |
| 8-31-85 | FLORIDA STATE | 19 | L | 12-38 |
| <hr/> | | | | |
| 10-18-86 | MISS. STATE | 13 | L | 27-34 |
| <hr/> | | | | |
| 10-31-87 | at Florida State | 4 | L | 14-73 |
| <hr/> | | | | |
| 10-1-88 | FLORIDA STATE | 6 | L | 28-48 |
| <hr/> | | | | |
| 9-22-90 | FLORIDA STATE | 2 | L | 13-31 |
| <hr/> | | | | |
| 9-7-91 | at Florida State | 1 | L | 11-38 |
| 9-14-91 | at Mississippi State | 25 | L | 0-48 |
| 10-12-91 | at Alabama | 19 | L | 0-62 |
| <hr/> | | | | |
| 10-10-92 | ALABAMA | 6 | L | 0-37 |
| 10-24-92 | BOSTON COLLEGE | 11 | L | 13-17 |
| 11-14-92 | at Florida State | 5 | L | 7-70 |
| <hr/> | | | | |
| 9-4-93 | at Alabama | 2 | L | 17-31 |
| <hr/> | | | | |
| 9-17-94 | at North Carolina | 16 | L | 0-49 |
| 9-24-94 | at Alabama | 10 | L | 10-20 |
| <hr/> | | | | |
| 10-26-96 | SOUTHERN MISS | 24 | L | 28-31 |
| 11-9-96 | SYRACUSE | 24 | L | 7-31 |
| 11-23-96 | at LSU | 18 | L | 17-35 |

| Date | Opponent | Opp Rank | | Score |
|----------|------------------|----------|---|-------|
| 10-2-99 | at Syracuse | 19 | L | 17-47 |
| 10-9-99 | at Ole Miss | 25 | L | 13-20 |
| 10-23-99 | at East Carolina | 20 | L | 7-52 |
| <hr/> | | | | |
| 9-2-00 | at Ole Miss | 17 | L | 20-49 |
| 10-14-00 | SOUTHERN MISS | 16 | L | 24-56 |
| <hr/> | | | | |
| 9-1-01 | at LSU | 14 | L | 17-48 |
| <hr/> | | | | |
| 9-28-02 | TEXAS | 3 | L | 0-49 |
| <hr/> | | | | |
| 9-1-03 | TCU | 25 | L | 35-38 |
| 9-27-03 | at Texas | 14 | L | 18-63 |
| <hr/> | | | | |
| 12-4-04 | LOUISVILLE | 7 | L | 7-55 |
| <hr/> | | | | |
| 9-23-06 | at LSU | 10 | L | 7-49 |
| 10-21-06 | at Auburn | 8 | L | 13-38 |
| <hr/> | | | | |
| 9-29-07 | LSU | 2 | L | 9-34 |
| <hr/> | | | | |
| 9-6-08 | at Alabama | 13 | L | 6-20 |
| 9-12-08 | EAST CAROLINA | 14 | L | 24-28 |
| 11-1-08 | at LSU | 15 | L | 10-35 |

(n) indicates neutral-site game
 # Alabama later forfeited game
 * Bowl game

RANKED BREAKDOWN

| | |
|-------------------------|----------|
| Tulane vs. Top 25 | 19-108-2 |
| Home | 14-40-2 |
| Road | 3-62 |
| Neutral | 2-6 |
| Tulane vs. Top 20 | 19-103-2 |
| Home | 14-37-2 |
| Road | 3-60 |
| Neutral | 2-6 |
| Tulane vs. Top 10 | 7-65-1 |
| Home | 4-24-1 |
| Road | 1-36 |
| Neutral | 2-5 |

VS. THE RANKINGS

| | |
|--------------|-------|
| No. 1 | 0-6 |
| No. 2 | 0-12 |
| No. 3 | 0-4 |
| No. 4 | 0-6 |
| No. 5 | 0-7-1 |
| No. 6 | 2-3 |
| No. 7 | 0-7 |
| No. 8 | 2-8 |
| No. 9 | 0-4 |
| No. 10 | 3-7 |
| No. 11 | 0-4 |
| No. 12 | 1-3 |
| No. 13 | 1-7 |
| No. 14 | 2-6 |
| No. 15 | 2-3-1 |
| No. 16 | 1-3 |
| No. 17 | 0-1 |
| No. 18 | 1-2 |
| No. 19 | 3-5 |
| No. 20 | 1-4 |
| No. 21 | 0-0 |
| No. 22 | 0-0 |
| No. 23 | 0-0 |
| No. 24 | 0-2 |
| No. 25 | 0-3 |



Green Wave in the Pros

Players who have played in the National Football League (NFL), American Football League (AFL), Canadian Football League (CFL), World Football League (WFL), United State Football League (USFL), All-American Football League (AAFC) and Arena Football League (Arena).

Jeff Alexander, Fullback

- Denver Broncos (1989, 1992)

Alton Alexis, Wide Receiver

- Cincinnati Bengals (1980)
- Calgary Stampeders – CFL (1981-82)
- Jacksonville Bulls – USFL (1984-85)



Marvin Allen, Running Back

- New England Patriots (1988-91)

Marcus Anderson, Wide Receiver

- Chicago Bears (1981)
- Chicago Blitz – USFL (1983-84)
- Memphis Showboats – USFL (1985)

Curtis Baham, Defensive Back

- Seattle Seahawks (1987)
- Saskatchewan Roughriders – CFL (1991)

Royal Bailey, Running Back

- Hamilton Tiger Cats – CFL (1953)

Jerry Baker, Nose Tackle

- Denver Broncos (1983)

Warren Bankston, Fullback/Tight End

- Pittsburgh Steelers (1969-72)
- Oakland Raiders (1973-78)

Steve Barrios, Wide Receiver

- Jacksonville Sharks – WFL (1974)
- Jacksonville Express – WFL (1975)

Michael Batiste, Guard/Tackle

- Dallas Cowboys (1995)
- Washington Redskins (1998)

Roman Bentz, Guard/Tackle

- New York Yankees – AAFC (1946-48)
- San Francisco 49ers – AAFC (1948)

Willie Blair, Linebacker

- Montreal Alouettes – CFL (1999)
- Toronto Argonauts – CFL (2000)

Ernie Blandin, Tackle

- Cleveland Browns – AAFC (1946-47)
- Baltimore Colts – AAFC (1948-49)
- Baltimore Colts (1950, 53)

Maury Bodenger, Guard

- Portsmouth Spartans (1931-33)
- Detroit Lions (1934)

Jim Boyle, Tackle

- Pittsburgh Steelers (1987-88)

Bobby Brister, Quarterback

- Pittsburgh Steelers (1986-94)
- New York Jets (1995)
- Denver Broncos (1997-99)
- Minnesota Vikings (2000)

Paul Brock, Tackle


- British Columbia Lions – CFL (1976)

Chris Bush, Wide Receiver

- British Columbia Lions – CFL (2006)

Reggie Butts, Wide Receiver

- Pittsburgh Maulers – USFL (1984)
- Jacksonville Bulls – USFL (1985)



James Campen, Center

- New Orleans Saints (1987-88)
- Green Bay Packers (1989-93)

Anthony Cannon, Linebacker


- Detroit Lions (2006-08)

Joe Caravello, Tight End

- Washington Redskins (1987-88)
- San Diego Chargers (1989-90)

Tim Carter, Cornerback

- New Orleans Saints (2001)
- Winnipeg Blue Bombers (2003-05)



Rusty Chambers, Linebacker

- New Orleans Saints (1975-76)
- Miami Dolphins (1976-80)

Marv Christian, Fullback

- Tampa Bay Bandits – USFL (1984-85)

Kevin Cole

- Edmonton Eskimos – CFL (1982)

Marty Comer, End

- Buffalo Bison – AAFC (1946)
- Buffalo Bills – AAFC (1947-48)

Terrence Cook, Defensive Tackle

- Toronto Argonauts (1998)

Keaton Cromartie, Defensive End

- Hamilton Tiger-Cats – CFL (1999-2000)
- Ottawa Renegades – CFL (2002-05)

Bernard Darré, Guard

- Washington Redskins (1961)

JaJuan Dawson, Wide Receiver

- Cleveland Browns (2000-01)
- Houston Texans (2002)

Red Dawson, Head Coach

- Buffalo Bills – AAFC (1946-49)

Burnell Dent, Linebacker

- Green Bay Packers (1986-92)

Corey Dowden, Defensive Back

- Baltimore Ravens (1996)
- Green Bay Packers (1996)
- Chicago Bears (1997)

Brian Douglas, Defensive Line

- Jacksonville Bulls – USFL (1984)

Max Druen, Tackle


- Saskatchewan Roughriders – CFL (1950)

Bobby Duhon, Running Back

- New York Giants (1968, 1970-72)

Lynaris Elpheage, Cornerback

- Tampa Bay Storm – Arena (2005-06)
- Nashville Kats – Arena (2007)



Steve Foley, Defensive Back

- Jacksonville Express – WFL (1975)
- Denver Broncos (1976-86)

A.K. Foote

- Toronto Argonauts – CFL (1898)

Matt Forté, Running Back

- Chicago Bears (2008-Present)

P.J. Franklin, Wide Receiver

- New Orleans Saints (1999)

Nolan Franz, Wide Receiver

- Boston Breakers – USFL (1983)
- New Orleans Breakers – USFL (1984)
- Portland Breakers – USFL (1985)
- Green Bay Packers (1986)

Dick Fugler, Tackle

- Pittsburgh Steelers (1952)
- Chicago Cardinals (1954)

Lester Gatewood, Center

- Green Bay Packers (1946-47)

Corey Geason, Tight End

- Pittsburgh Steelers (2000-02)

Wilbert Gilmore, Defensive Back

- Birmingham Barracudas – CFL (1995)

Fred Gloden, Running Back

- Philadelphia Eagles (1941)
- Miami Seahawks – AAFC (1946)

Gus Gonzales, Guard

- Toronto Argonauts – CFL (1963)
- Montreal Alouettes – CFL (1965)

Jim Gueno, Linebacker

- Green Bay Packers (1976-80)

Charles Hall, Defensive Line

- Jacksonville Sharks – WFL (1974)
- Jacksonville Express – WFL (1975)

Brandon Hamilton, Cornerback

- Edmonton Eskimos – CFL (1994)
- British Columbia Lions – CFL (1996)
- Winnipeg Blue Bombers – CFL (1999-2000)
- Hamilton Tiger-Cats – CFL (2001-03)

Ruffin Hamilton, Linebacker


- Green Bay Packers (1994)
- Atlanta Falcons (1997-99)



- Richard Harvey, Linebacker
- New England Patriots (1990-91)
 - Buffalo Bills (1992-93)
 - Denver Broncos (1994)
 - New Orleans Saints (1995-97)
 - Oakland Raiders (1998-99)
 - San Diego Chargers (2000)

- Jerry Helluin, Defensive Tackle
- Cleveland Browns (1952-53)
 - Green Bay Packers (1954-57)
 - Houston Oilers – AFL (1960)

- Ray Hester, Linebacker
- New Orleans Saints (1971-73)
 - Honolulu Hawaiians – WFL (1974)



- Rodney Holman, Tight End
- Cincinnati Bengals (1982-92)
 - Detroit Lions (1993-95)

- Bill Hornick, Tackle
- Pittsburgh Steelers (1947)

- Pete Johns, Defensive Back
- Houston Oilers – AFL (1967-68)

- Frank Johnson, Linebacker
- Honolulu Hawaiians – WFL (1974-75)



- Dub Jones – Back
- Miami Seahawks – AAFC (1946)
 - Brooklyn Dodgers – AAFC (1946-47)
 - Cleveland Browns – AAFC (1948-49)
 - Cleveland Browns (1950-55)

- Terrence Jones, Quarterback
- Calgary Stampeders – CFL (1989-91)
 - Ottawa Rough Riders – CFL (1993)
 - Shreveport Pirates – CFL (1994)


- Michael Jordan, Cornerback
- Montreal Alouettes – CFL (1999)
 - British Columbia Lions – CFL (2000)

- Don Joyce, Defensive Line
- Chicago Cardinals (1951-53)
 - Baltimore Colts (1954-60)

- Minnesota Vikings (1961)
- Denver Broncos – AFL (1962)

- Ken Karcher, Quarterback
- Denver Broncos (1987-88)

- Bob Kellogg, Running Back
- Chicago Cardinals (1940)



- Ed Khayat, Defensive Line
- Washington Redskins (1957, 1962-63)
 - Philadelphia Eagles (1958-61, 1964)
 - Boston Patriots – AFL (1966)
 - Head Coach – Philadelphia Eagles (1971-72)
 - Head Coach – New Orleans Night – Arena (1991)

- George Kinek, End
- Chicago Cardinals (1954)

- Shaun King, Quarterback
- Tampa Bay Buccaneers (1999-2003)
 - Arizona Cardinals (2004)
 - Las Vegas Gladiators – Arena (2006)



- Elsworth Kingery, Defensive Back
- Chicago Cardinals (1954)

- Rick Kingrea, Linebacker
- Cleveland Browns (1971-72)
 - Buffalo Bills (1973)
 - New Orleans Saints (1973-78)

- Eric Laasko, Guard/Tackle
- Miami Dolphins (1978-84)

- Paul Lea, Tackle
- Pittsburgh Steelers (1951)
 - Calgary Stampeders – CFL (1952)

- Randy Lee, Defensive Back
- Birmingham Americans – WFL (1974)


- Marvin Lewis, Fullback
- New Orleans Saints (1982)
 - Jacksonville Bulls – USFL (1984-85)

- J.P. Losman, Quarterback
- Buffalo Bills (2004-08)

- Don Maggs, Guard/Tackle
- Pittsburgh Maulers – USFL (1984)
 - New Jersey Generals – USFL (1985)
 - Houston Oilers (1986-92)
 - Denver Broncos (1993-94)

- Vince Manala, Kicker
- New Orleans Breakers – USFL (1984)

- Seth Marler, Kicker
- Jacksonville Jaguars (2003)
 - Tampa Bay Storm – Arena (2007-08)
- Lonnie Marts, Linebacker
- Kansas City Chiefs (1991-93)
 - Tampa Bay Buccaneers (1994-96)
 - Tennessee Oilers (1997-98)
 - Jacksonville Jaguars (1999-2000)




- Tommy Mason, Running Back
- Minnesota Vikings (1961-66)
 - Los Angeles Rams (1967-70)
 - Washington Redskins (1971)

- Harley McCollum, Tackle
- New York Yankees – AAFC (1946)
 - Chicago Rockets – AAFC (1947)

- Tim McCray, Running Back
- Ottawa Rough Riders – CFL (1984-85)
 - Saskatchewan Roughriders – CFL (1986-90)

- Walt McDonald, Back
- Miami Seahawks – AAFC (1946)
 - Brooklyn Dodgers – AAFC (1946-48)
 - Chicago Hornets – AAFC (1949)



- Max McGee, End/Punter
- Green Bay Packers (1954, 1957-67)

- Sylvester McGrew, Defensive End
- Green Bay Packers (1987)

- Mike McKay, Quarterback
- New Orleans Breakers – USFL (1984)

- Martin Mitchell, Defensive Back
- Philadelphia Eagles (1977)
 - Winnipeg Blue Bombers – CFL (1977-79)

- Mewelde Moore, Running Back
- Minnesota Vikings (2004-07)
 - Pittsburgh Steelers (2008-Present)

- Mike Mullen, Linebacker
- Birmingham Americans – WFL (1974)
 - Jacksonville Sharks – WFL (1974)

- Eddie Murray, Kicker
- Detroit Lions (1980-91)
 - Kansas City Chiefs (1992)
 - Tampa Bay Buccaneers (1992)
 - Dallas Cowboys (1993, 1999)
 - Philadelphia Eagles (1994)
 - Washington Redskins (1995, 2000)
 - Minnesota Vikings (1997)



Green Wave in the Pros

Ed Neal, Offensive Line

- Green Bay Packers (1945-51)
- Chicago Bears (1951)

Phil Nugent, Defensive Back

- Denver Broncos – AFL (1961)

Dennis O'Sullivan, Center


- New York Jets (2002)

Byron Parker, Defensive Back

- Toronto Argonauts – CFL (2004-Present)

Chuck Pitcock, Guard

- Los Angeles Express – USFL (1983)
- Tampa Bay Bandits – USFL (1984-85)
- New Orleans Saints (1985)
- Tampa Bay Buccaneers (1987)




Richie Petibone, Defensive Back

- Chicago Bears (1959-68)
- Los Angeles Rams (1969-70)
- Washington Redskins (1971-72)
- Head Coach – Washington Redskins (1993)

Chuck Pitcock, Center

- Tampa Bay Buccaneers (1987)



Eddie Price, Jr., Fullback

- New York Giants (1950-55)

Mitchell Price, Defensive Back

- Cincinnati Bengals (1990-93)
- Phoenix Cardinals (1992)
- Los Angeles Rams (1993)

Ronnie Quillian, Fullback

- Ottawa Rough Riders – CFL (1957-58)

Jonathan Quinn, Quarterback

- Jacksonville Jaguars (1988, 2000-01)
- Kansas City Chiefs (2002)
- Chicago Bears (2004)

Patrick Ramsey, Quarterback

- Washington Redskins (2002-05)
- New York Jets (2006)
- Denver Broncos (2007-08)
- Tennessee Titans (Present)

Freeman Rexter, End

- Chicago Cardinals (1943, 1945)
- Boston Yanks (1944)
- Detroit Lions (1944)

Frank Roberts, Center

- New Orleans Breakers – USFL (1984)
- Portland Breakers – USFL (1985)

Jeff Roberts, Defensive End

- Saskatchewan Roughriders – CFL (1984-88)

Bernard Robertson, Tackle

- Chicago Bears (2001-03)

Frank Robinson, Linebacker

- Saskatchewan Roughriders – CFL (1981-83)
- Winnipeg Blue Bombers – CFL (1984-85)
- Toronto Argonauts – CFL (1985)
- Hamilton Tiger-Cats – CFL (1986-90)

Dan Rogas, Lineman


- Detroit Lions (1951)
- Philadelphia Eagles (1952)

Alphonso Roundtree, Defensive Back

- Montreal Alouettes – CFL (2000-01)
- Toronto Argonauts – CFL (2002)
- Hamilton Tiger-Cats – CFL (2005)
- Tampa Bay Storm – Arena (2006)

Jeff Sanchez, Cornerback

- Dallas Cowboys (2003)
- Amsterdam Admirals – NFL Europa (2005)
- Toronto Argonauts – CFL (2006)
- Tampa Bay Storm – Arena (2007)



Tony Sardisco, Guard/Defensive End/Linebacker

- San Francisco 49ers (1956)
- Washington Redskins (1956)
- Boston Patriots – AFL (1960-62)

John Scafide, Tackle

- Boston Redskins (1933)

Leroy Schneider, Tackle

- Brooklyn Dodgers – AAFC (1947)

Darin Shoulders, Tackle

- Indianapolis Colts (1991)

Joe Shinn, End

- Hamilton Tiger-Cats – CFL (1951-52)

Joe Silipo, Tackle/Tight End

- Montreal Alouettes – CFL (1981)
- Denver Gold – USFL (1983)
- San Antonio Gunslingers – USFL (1984-85)
- Buffalo Bills (1987)

Wilfred Simon, Defensive Tackle

- Hamilton Tiger-Cats – CFL (1982)

Treg Songy, Defensive Back

- New York Jets (1987)

Jerald Sowell, Fullback

- New York Jets (1997-2005)
- Tampa Bay Buccaneers (2006)

Bill Svoboda, Fullback/Linebacker

- Chicago Cardinals (1950-53)
- New York Giants (1954-58)

Hugh Taylor, End


- Washington Redskins (1947-54)

Len Teeuws, Tackle

- Los Angeles Rams (1952-53)
- Chicago Cardinals (1954-57)

Jim Thibaut, Fullback/Linebacker

- Buffalo Bison – AAFC (1946)



Eric Thomas, Cornerback

- Cincinnati Bengals (1987-92)
- New York Jets (1993-94)
- Denver Broncos (1995)

Ron Tilton, Guard

- Washington Redskins (1986)
- New York Jets (1988)

Dalton Truax, Tackle

- Oakland Raiders (1960)

Mike Truax, Linebacker

- Birmingham Americans – WFL (1974-75)

Jerry Ursin, Wide Receiver

- Baltimore Stallions – CFL (1994-95)

Elton Veals, Running Back

- Pittsburgh Steelers (1984)

Hal Waggoner, Running Back

- Hamilton Tiger-Cats – CFL
- Toronto Argonauts – CFL (1952-60)

Mike Walker, Defensive End

- New Orleans Saints (1971)
- British Columbia Lions – CFL (1972-73)
- Detroit Wheels – WFL (1974)
- Houston Texans – WFL (1974)
- Shreveport Steamer – WFL (1974-75)
- Toronto Argonauts – CFL (1974-76)

John Washington, Defensive Back

- Saskatchewan Roughriders – CFL (1976)

Lionel Washington, Cornerback

- St. Louis Cardinals (1983-86)
- Los Angeles Raiders (1987-94)
- Denver Broncos (1995-96)
- Oakland Raiders (1997)

Clint Wenzel, Defensive Line

- New Orleans Breakers – USFL (1984)
- Portland Breakers – USFL (1985)

Jeff Wenzel, Tackle

- Philadelphia Eagles (1987)

Ralph Wenzel, Defensive End

- Pittsburgh Steelers (1942)

Marty Wetzell, Linebacker

- New York Jets (1981)

Roydell Williams, Wide Receiver

- Tennessee Titans (2005-07)

Kevin Young, Defensive End

- New Orleans Saints (1987)

Emmett Zelenka, Guard

- Montreal Alouettes – CFL (1957)

Marc Zeno, Wide Receiver

- Calgary Stampeders – CFL (1989)
- British Columbia Lions – CFL (1990)



National Football League

| Year | Name, Position | Team | Round | (Sel.) |
|-------|-----------------------|----------------------|-------|--------|
| 2009 | Troy Kropog, OT | Tennessee Titans | 4 | (135) |
| 2008 | Matt Forté, RB | Chicago Bears | 2 | (44) |
| 2006 | Anthony Cannon | Detroit Lions | 7 | (247) |
| 2005 | Roydell Williams, WR | Tennessee Titans | 4 | (136) |
| 2004 | J.P. Losman, QB | Buffalo Bills | 1 | (22) |
| | Mewelde Moore, RB | Minnesota Vikings | 4 | (119) |
| 2002 | Patrick Ramsey, QB | Washington Redskins | 1 | (32) |
| 2001 | Bernard Robertson, OT | Chicago Bears | 5 | (138) |
| 2000 | JaJuan Dawson, WR | Cleveland Browns | 3 | (79) |
| 1999 | Shaun King, QB | Tampa Bay Buccaneers | 2 | (50) |
| 1997 | Jerald Sowell, RB | Green Bay Packers | 7 | (231) |
| 1994 | Ruffin Hamilton, LB | Green Bay Packers | 6 | (175) |
| 1991 | Mike Riley, DB | New York Jets | 6 | (160) |
| 1990 | Mitchell Price, DB | Cincinnati Bengals | 9 | (234) |
| 1989 | Terrence Jones, QB | San Diego Chargers | 7 | (195) |
| | Richard Harvey, LB | Buffalo Bills | 11 | (305) |
| 1988 | Marc Zeno, WR | Pittsburgh Steelers | 7 | (182) |
| | Marvin Allen, RB | New England Patriots | 11 | (294) |
| 1987 | Eric Thomas, DB | Cincinnati Bengals | 2 | (49) |
| 1986 | Burnell Dent, LB | Green Bay Packers | 6 | (143) |
| 1985 | Mike Jones, RB | Miami Dolphins | 11 | (307) |
| | Treg Songy, DB | New Orleans Saints | 12 | (320) |
| 1984 | Jim Boyle, T | Miami Dolphins | 9 | (250) |
| | Elton Veals, RB | Pittsburgh Steelers | 11 | (303) |
| 1984§ | Don Maggs, T | Houston Oilers | 2 | (29) |
| 1983 | Lionel Washington, DB | St. Louis Cardinals | 4 | (103) |
| 1982 | Rodney Holman, TE | Cincinnati Bengals | 3 | (82) |
| | Marvin Lewis, RB | New Orleans Saints | 6 | (142) |
| | Jeff Roberts, LB | New England Patriots | 7 | (168) |
| 1981 | Marty Wetzell, LB | New York Jets | 10 | (251) |
| | Nickie Hall, QB | Green Bay Packers | 10 | (255) |
| 1980 | Ed Murray, K | Detroit Lions | 7 | (166) |
| | Alton Alexis, WR | Cincinnati Bengals | 11 | (281) |
| 1979 | Ricky Smith, DB | Oakland Raiders | 10 | (259) |
| | Dee Methvin, C | Cleveland Browns | 12 | (315) |
| 1978 | Eric Laakso, T | Miami Dolphins | 4 | (106) |
| 1977 | Martin Mitchell, DB | Philadelphia Eagles | 6 | (158) |
| 1976 | Jim Gueno, LB | Green Bay Packers | 9 | (245) |
| | Nathaniel Bell, DT | New England Patriots | 12 | (325) |
| | Darwin Willie, TE | New York Jets | 17 | (464) |
| 1975 | Charlie Hall, DE | New Orleans Saints | 4 | (99) |
| | Steve Foley, QB | Denver Broncos | 8 | (199) |
| | John Washington, DB | Los Angeles Rams | 8 | (204) |
| 1974 | Tommy Thibodeaux, G | New Orleans Saints | 10 | (242) |
| | Mike Truax, LB | New Orleans Saints | 13 | (320) |
| 1973 | Randy Lee, DB-P | Minnesota Vikings | 10 | (236) |
| | Mike Mullen, LB | Miami Dolphins | 12 | (312) |
| 1972 | Joe Bullard, DB | Houston Oilers | 6 | (134) |
| | Bob Waldron, DT | Detroit Lions | 11 | (276) |
| | Steve Barrios, WR | New Orleans Saints | 14 | (345) |
| | Rusty Lachaussee, QB | New Orleans Saints | 15 | (372) |
| 1971 | Mike Walker, LB | Minnesota Vikings | 11 | (284) |
| | David Abercrombie, RB | Detroit Lions | 13 | (332) |
| | Rick Kingrea, LB | Cleveland Browns | 14 | (352) |
| | Bart Graves, T/DE | New Orleans Saints | 15 | (366) |
| 1969 | Warren Bankston, RB | Pittsburgh Steelers | 2 | (42) |
| 1968 | Bobby Duhon, RB | New York Giants | 3 | (70) |
| | Tom Nosewicz, DE | Kansas City Chiefs | 11 | (294) |
| 1967 | Pete Johns, DB | Houston Oilers | 5 | (111) |
| 1966 | William Goss, LB | Atlanta Falcons | 8 | (111) |
| 1963 | Bill Kellum, T | Green Bay Packers | 13 | (182) |
| | Gordon Rush, G | Philadelphia Eagles | 17 | (228) |
| 1962 | Gus Gonzales, G | Philadelphia Eagles | 6 | (77) |
| | Ed Reynolds, T | Chicago Bears | 8 | (105) |
| | Terry Terrebonne, HB | Washington Redskins | 12 | (155) |
| | Larry Thompson, C | Philadelphia Eagles | 12 | (167) |
| | Bill Kellum, T | Chicago Bears | 19 | (259) |
| 1961 | Tommy Mason, HB | Minnesota Vikings | 1 | (1) |
| | Phil Nugent, B | Green Bay Packers | 3 | (40) |
| | Joe LaSage, G | Green Bay Packers | 4 | (56) |
| 1961# | Don Joyce, DE | Minnesota Vikings | | |
| 1960 | Bernard Darré, G | Washington Redskins | 15 | (172) |
| 1959 | Richie Petitpone, QB | Chicago Bears | 2 | (21) |
| | Dave Painter, C | Los Angeles Rams | 6 | (69) |
| | Pete Abadie, E | Cleveland Browns | 28 | (335) |
| | Don Lockwood, G | Washington Redskins | 29 | (340) |
| 1958 | Charlie Hansen, C | New York Giants | 21 | (249) |
| 1957 | Dalton Truax, T | Green Bay Packers | 3 | (29) |
| | Fred Wilcox, B | San Francisco 49ers | 21 | (248) |
| | Ronny Quillian, RB | Green Bay Packers | 22 | (255) |
| | Emmett Zelenka, G | New York Giants | 26 | (313) |
| 1956 | Tony Sardisco, LB | San Francisco 49ers | 6 | (64) |
| | Bryan Bunthorne, G | Detroit Lions | 27 | (314) |
| 1955 | Charles Coates, T | Los Angeles Rams | 16 | (187) |
| | Bob Saia, B | Green Bay Packers | 30 | (352) |

| | | | | |
|------|---------------------------|------------------------|----|-------|
| 1954 | Max McGee, B | Green Bay Packers | 5 | (51) |
| | George Cummins, T | Cleveland Browns | 13 | (156) |
| | Jim Partridge, B | New York Giants | 28 | (329) |
| 1953 | Roy Bailey, B | Philadelphia Eagles | 14 | (164) |
| | Mike Housepian, G | Baltimore Colts | 23 | (266) |
| | Ronnie Kent, B | Cleveland Browns | 23 | (275) |
| 1952 | Dick Fugler, T | Chicago Cardinals | 5 | (51) |
| | Art Kleinschmidt, G | Green Bay Packers | 10 | (111) |
| | Len Teeuws, T | Los Angeles Rams | 25 | (301) |
| 1951 | Don Joyce, T | Chicago Cardinals | 2 | (18) |
| | Jerry Helluin, T | Cleveland Browns | 3 | (38) |
| | George Kinek, B | Los Angeles Rams | 4 | (48) |
| | Dan Rogas, G | Cleveland Browns | 6 | (74) |
| | Paul Lea, T | Chicago Bears | 7 | (84) |
| | Dennis Doyle, G | Philadelphia Eagles | 9 | (104) |
| | Joe Ernst, B | Green Bay Packers | 15 | (172) |
| | Hal Waggoner, B | Philadelphia Eagles | 17 | (202) |
| | Joe Shinn, E | New York Yanks | 30 | (359) |
| 1950 | Eddie Price, B | New York Giants | 2 | (20) |
| | Bill Svoboda, B | Chicago Cardinals | 3 | (29) |
| | Max Druen, T | Pittsburgh Steelers | 9 | (112) |
| | Jimmy Glisson, B | Chicago Bears | 15 | (192) |
| | Cliff Van Meter, B | San Francisco 49ers | 17 | (219) |
| | Dick Sheffield, E | New York Bulldogs | 23 | (289) |
| 1949 | Dick Sheffield, E | Los Angeles Rams | 17 | (167) |
| 1948 | Bennie Ellender, B | Philadelphia Eagles | 28 | (264) |
| 1947 | Howard McAfee, T | Detroit Lions | 30 | (276) |
| 1946 | Dub Jones, B | Chicago Cardinals | 1 | (2) |
| | Gaston Bourgeois, B | Boston Yanks | 5 | (32) |
| | Elliot "Ike" Igleheart, G | Boston Yanks | 22 | (202) |
| 1945 | Joe Renfro, B | Brooklyn Tigers | 1 | (3) |
| | Art Porter, E | Washington Redskins | 8 | (71) |
| | O.J. Key, B | Detroit Lions | 17 | (171) |
| | Ray Olsen, B | Detroit Lions | 23 | (237) |
| 1944 | Larry Rice, C | Boston Yanks | 5 | (43) |
| 1943 | Marty Comer, E | Brooklyn Dodgers | 5 | (34) |
| | Walt McDonald, B | Washington Redskins | 10 | (90) |
| | Lou Thomas, B | Brooklyn Dodgers | 12 | (103) |
| | Roman Bentz, T | Washington Redskins | 25 | (240) |
| 1942 | Ernie Blandin, T | Philadelphia Eagles | 5 | (33) |
| | Harley McCollum, T | Washington Redskins | 6 | (46) |
| | Bob Glass, B | New York Giants | 6 | (48) |
| | Jim Thibaut, B | Brooklyn Dodgers | 12 | (107) |
| 1941 | Tommy O'Boyle, G | Chicago Bears | 6 | (48) |
| 1940 | Ralph Wenzel, E | Pittsburgh Steelers | 2 | (12) |
| | Burt "Buddy" Banker, B | Washington Redskins | 3 | (23) |
| | Bill Kurcham, T | Washington Redskins | 5 | (38) |
| | Millard White, T | Green Bay Packers | 7 | (59) |
| 1939 | Warren Brunner, B | Cleveland Rams | 8 | (63) |
| | Lyle Smith, G | New York Giants | 12 | (190) |
| 1937 | H.K. "Bucky" Bryan, B | Chicago Cardinals | 4 | (32) |
| | #expansion draft | §USFL Allocation Draft | | |

All-American Football Conference

| | | | | |
|------|---------------------|------------------|------|-------|
| 1949 | Eddie Price, B | Brooklyn Dodgers | 20 | (145) |
| 1947 | Larry Rice, C | Cleveland Browns | Sp.* | |
| | Gaston Bourgeois, G | Miami Seahawks | 10 | (73) |
| | John Sims, B | Miami Seahawks | 19 | (138) |

*In 1947, "special selections" were made prior to the regular draft.

American Football League

| | | | | |
|------|------------------|-----------------|------|-------|
| 1962 | Gus Gonzales, G | Houston Oilers | 7 | (55) |
| | Ed Reynolds, T | Buffalo Bills | 26 | (204) |
| 1961 | Tommy Mason, HB | Boston Patriots | 1 | (2) |
| | Phil Nugent, QB | Denver Broncos | 9 | (65) |
| 1960 | Bernard Darré, G | Denver Broncos | 1st* | |
| | Pete Abadie, E | New York Titans | 2nd* | |

*The 1960 AFL draft was held in two phases; players were listed alphabetically in the group of either "first selections" or "second selections."

United States Football League

| | | | | |
|------|-----------------------|----------------------|----|-------|
| 1985 | Treg Songy, DB* | Portland Breakers | TD | |
| | Tony Wood, K* | Portland Breakers | TD | |
| 1984 | Don Maggs, OL | Pittsburgh Maulers | 2 | (29) |
| | Frank Roberts, C | New Orleans Breakers | 10 | (201) |
| | Donald Ray Thomas, DB | Jacksonville Bulls | 15 | (295) |
| | Wayne Smith, WR | Pittsburgh Maulers | 15 | (300) |
| | Jim Boyle, OT* | New Orleans Breakers | TD | |
| | Jon English, QB* | New Orleans Breakers | TD | |
| | Robert Griffin, WR* | New Orleans Breakers | TD | |
| | Elton Veals, RB* | New Orleans Breakers | TD | |
| | Clint Wenzel, DE* | New Orleans Breakers | TD | |
| 1983 | Lionel Washington, CB | Tampa Bay Bandits | 20 | (229) |

*Denotes Territorial Draft selection which allotted schools to teams to allow local stars to play before a "home" crowd.

World Football League

| | | | | |
|------|----------------|----------------------|----|-------|
| 1975 | Mike Truax, LB | Birmingham Americans | 23 | (269) |
|------|----------------|----------------------|----|-------|



All-Americans

--All-Americans--

FIRST TEAM

| | | |
|------|---------------------------|----|
| 1925 | Charles Flournoy..... | B |
| 1929 | Willis "Bill" Banker..... | B |
| 1930 | Jerry Dalrymple..... | E |
| 1931 | Jerry Dalrymple*..... | E |
| | Don Zimmerman..... | HB |
| 1932 | Don Zimmerman*..... | B |
| 1934 | Monk Simons..... | HB |
| 1939 | Harley McCollum*..... | T |
| | Ralph Wenzel..... | E |
| 1940 | Tommy O'Boyle..... | G |
| 1941 | Ernie Blandin*..... | T |
| 1944 | W.A. Jones..... | HB |
| 1948 | Paul Lea..... | T |
| 1949 | Eddie Price..... | B |
| 1950 | Jerome Helluin..... | T |
| 1955 | Tony Sardisco..... | G |
| 1960 | Tommy Mason..... | B |
| 1973 | Charles Hall..... | T |
| 1987 | Marc Zeno..... | WR |
| 2001 | Seth Marler..... | K |

* indicates consensus
All-America selection

SECOND TEAM, THIRD TEAM OR HONORABLE MENTION

| | | |
|------|--------------------------|----|
| 1925 | Milton "Irish" Levy..... | G |
| | L. Lautenschlaeger..... | B |
| 1928 | Bill Banker..... | B |
| 1929 | Jerry Dalrymple..... | E |
| | Elmer McCance..... | T |
| 1930 | Lloyd Roberts..... | C |
| 1931 | John Scafide..... | G |
| | Nollie Felts..... | B |
| 1936 | William Moss..... | T |
| 1937 | Norman Buckner..... | G |
| 1938 | Warren Brunner..... | B |
| 1939 | Tommy O'Boyle..... | G |
| 1943 | Lester Gatewood..... | C |
| 1944 | Thomas Kane..... | T |
| 1967 | Bobby Duhon..... | B |
| 1970 | Rick Kingrea..... | LB |
| 1974 | Charles Hall..... | DT |
| 1975 | Bryan Alexander..... | DE |
| | Jim Gueno..... | LB |
| 1976 | Martin Mitchell..... | DB |
| 1977 | Eric Laakso..... | OT |
| 1978 | Roch Hontas..... | QB |
| | Dee Methvin..... | C |
| | Ed Murray..... | PK |

| | | |
|------|------------------------|----|
| 1979 | Roch Hontas..... | QB |
| | Alton Alexis..... | WR |
| | Ed Murray..... | PK |
| | Chris Doyle..... | C |
| | Bob Becnel..... | DE |
| | Wilfred Simon..... | NG |
| | Rodney Holman..... | TE |
| 1980 | Robert Griffin..... | WR |
| | Nickie Hall..... | QB |
| | Wilfred Simon..... | NG |
| | Rodney Holman..... | TE |
| 1981 | Rodney Holman..... | TE |
| 1982 | Jim Boyle..... | OG |
| | Robert Griffin..... | WR |
| | Vince Manalla..... | P |
| 1983 | Wayne Smith..... | WR |
| | Tony Wood..... | PK |
| | Larry Route..... | TE |
| 1984 | Larry Route..... | TE |
| | Burnell Dent..... | LB |
| 1985 | Wayne Clements..... | K |
| 1986 | Thurston Harrison..... | DB |
| | Andre Lockley..... | OT |
| | Marc Zeno..... | WR |
| 1988 | Terrence Jones..... | QB |
| | Mitchell Price..... | DB |

| | | |
|------|------------------------|------|
| 1997 | Brad Palazzo..... | PK |
| 2000 | Bernard Robertson..... | OT |
| | Casey Roussel..... | P |
| 2002 | Lynarius Elpheage..... | CB/R |
| 2007 | Matt Forte..... | RB |
| 2008 | Ross Thevenot..... | P |

ACADEMIC ALL-AMERICAN

| | | |
|------|---------------------|----|
| 1961 | Joe LeSage..... | G |
| 1971 | David Hebert..... | DB |
| 1978 | Gerry Sheridan..... | T |

FRESHMAN ALL-AMERICAN

| | | |
|------|----------------------|-----|
| 1983 | Larry Route..... | TE |
| 1985 | Wayne Clements..... | P/K |
| 1998 | Corey Sewell..... | OT |
| 2000 | Mewelde Moore..... | RB |
| 2001 | Bobby Hoover..... | TE |
| 2006 | Jeremy Williams..... | WR |
| 2007 | Andrew Nierman..... | OG |

SOPHOMORE ALL-AMERICAN

| | | |
|------|-------------------|----|
| 1972 | Charles Hall..... | DT |
| | Ed Mikkelsen..... | OT |

Charles "Peggy" Flournoy • 1925 • Back

"Peggy" Flournoy, Tulane's first All-American in football, led Coach Clark Shaughnessy's team to a 9-0-1 record in 1925. Flournoy established Tulane records for touchdowns, points in a season and points in a game that stand today. He set two of his long-standing records with four rushing touchdowns and 31 points in a 37-9 victory over Louisiana Tech. Flournoy, one of the first inductees into the Louisiana Sports Hall of Fame in 1968, also is a member of the Tulane and Greater New Orleans sports halls of fame. He died in 1972.



Peggy Flournoy

Willis "Bill" Banker • 1929 • Back


Bill Banker, known as the "Blond Blizzard" because of the thick mane of light hair that was so visible to spectators as he raced helmetless through opposing defenses, was the first in a long line of Tulane greats from Lake Charles, La. He remains the all-time leading scorer in Tulane football history with 263 points and is third in career rushing with 2,516 yards. Banker helped Tulane to an undefeated 9-0 season in 1929 as the Green Wave outscored its opposition, 297-45. He was inducted into the National Football Foundation Hall of Fame in 1977 and also is a member of the Tulane, Greater New Orleans and Louisiana sports halls of fame. Banker died in 1985.



Bill Banker

Jerry Dalrymple • 1930-31 • End

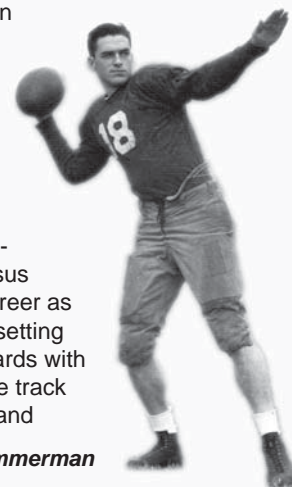
Considered by many as the finest player in Tulane football history, Jerry Dalrymple earned first-unit All-America status in 1930 and became the only unanimous All-American in school history the next year. He led Tulane to its most successful three-season stretch ever in football, as the Green Wave posted a 28-1 regular-season mark in that span and earned its first bowl berth ever – in the 1932 Rose Bowl. Dalrymple became Tulane's first inductee into the National Football Foundation Hall of Fame in 1954. Dalrymple also was a charter member of the Louisiana, Greater New Orleans and Tulane sports halls of fame. He died in 1962.



Jerry Dalrymple


Don Zimmerman • 1931-32 • Halfback

Don Zimmerman, playing one season behind fellow All-American Jerry Dalrymple, earned first-team honors in 1931 and became one of four consensus All-Americans in Tulane history one season later. He ended his Tulane career as the Green Wave's all-time leader in total offense and pass interceptions, setting records that lasted for 40 years. He also ranks fourth in career rushing yards with 2,369. Zimmerman also was Tulane's first-ever Southeastern Conference track



Don Zimmerman

champion, winning the 1933 pole vault title. Zimmerman is a member of the Louisiana, Greater New Orleans and Tulane sports halls of fame. He died in 1974.



Monk Simons

Claude "Monk" Simons, Jr. • 1934 • Halfback

The first All-American to return to Tulane as a coach, "Monk" Simons Jr. led Tulane to a 10-1 record and a share of the Southeastern Conference title as a player in 1934, including a 20-14 victory over Temple in the first Sugar Bowl. Simons led Tulane in rushing, passing and scoring, but may have best made his mark as a kick returner. In the season finale against LSU, he returned a punt 45 yards for a touchdown, and in the Sugar Bowl, he had an 85-yard kickoff return for a TD. Simons would return to Tulane as head coach from 1942-45. He was inducted into the National Football Foundation Hall of Fame in 1975 and is also a member of the Louisiana, Greater New Orleans and Tulane sports halls of fame.

Harley McCollum • 1939 • Tackle

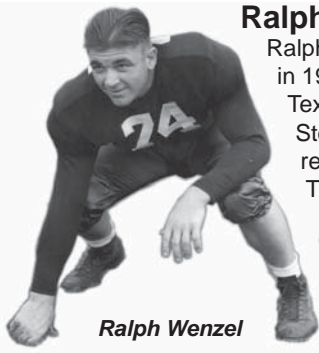
Harley McCollum began a stretch of All-American linemen at Tulane when he earned the honors in 1939. McCollum was a member of Tulane's Sugar Bowl team that season, and his dominating play at tackle earned him consensus All-America honors, one of only four players in school history to reach that status. McCollum was inducted into the Tulane Athletics Hall of Fame in 1981 and into the Greater New Orleans Sports Hall of Fame in 1984.



Harley McCollum

Ralph Wenzel • 1939 • End


Ralph Wenzel, a right end at Tulane for three years, earned All-America status as a senior in 1939. Wenzel led a Green Wave team that went 8-0-1 in the regular season and met Texas A&M in the Sugar Bowl. Wenzel went on to play one season with the Pittsburgh Steelers. After football, he began a career in the U.S. Marine Corps, from which he retired in 1978 as a lieutenant colonel with 32 years of service. He was inducted into the Tulane Athletics Hall of Fame in 1988. He resides in Lexington, Ky.



Ralph Wenzel

Tommy O'Boyle • 1940 • Guard

Guard Tommy O'Boyle became an All-American in 1940, but his playing days at Tulane would be just the start of his career on Willow Street. After graduating in December 1940, O'Boyle elected to return to Tulane as an assistant coach for the 1941 season instead of pursuing a pro career (he was drafted by the Chicago Bears). O'Boyle returned to the Tulane staff in 1946 and 1961 and was named head coach prior to the 1962 season, a position he held for four years. He was inducted into the Tulane Athletics Hall of Fame in 1979 and resides in Kansas City, Mo.



Tommy O'Boyle

Ernie Blandin • 1941 • Tackle

Another in the line of great Tulane linemen of his era, Ernie Blandin played for Green Wave teams from 1939-41 and earned All-America accolades as a senior. He is the most recent Tulane player to achieve consensus All-America status. Blandin was drafted by the Philadelphia Eagles in 1942 and went on to an eight-year pro career after the war, including six seasons with the Baltimore Colts. He is a member of the Tulane and Greater New Orleans sports halls of fame.



Ernie Blandin

"Dub" Jones • 1944 • Halfback


Halfback Williams "Dub" Jones made his mark on the football field at Tulane after transferring from LSU. Jones earned All-America recognition in 1944 as he rushed for 700 yards and four touchdowns. A first-round selection of the Chicago Cardinals in 1946, Jones went on to a 10-year professional career, spending eight of those seasons with the Cleveland Browns. Jones, a native of Ruston, is a member of the Louisiana, Greater New Orleans and Tulane sports halls of fame.



Dub Jones

Paul Lea • 1948 • Tackle

Paul Lea established himself as one of the top tackles in the country in 1948, earning first team All-America honors after using his 6-2, 220-pound body to pave the way for Eddie Price's 1,178 yards rushing. Lea is Tulane's only three-time selection to an all-league first team as he was honored by the SEC in 1948, 1949 and 1950. During his four-year career, the New London, Texas, native and the Green Wave rolled to 24 victories. A seventh-round draft pick of the Chicago Bears, Lea played in both the Senior Bowl and the Blue-Gray All-Star Classic following his Green Wave career. He is a 1990 inductee into the Tulane Athletics Hall of Fame.



Paul Lea



All-Americans

Eddie Price • 1949 • Back

All-American Eddie Price was a man of firsts during his days as a Tulane running back. He became the first Green Wave player to rush for more than 200 yards in a game, the first Tulanian to rush for 1,000 yards in a season and the first player in NCAA history to surpass 3,000 yards for his career. Price finished his career with 3,095 yards, a Tulane record broken in 2003 by Mewelde Moore. His 1,178 yards in 1948 was also the Green Wave standard until Moore broke the mark in 2001. Price went on to play six seasons for the New York Giants. He was inducted into the National Football Foundation Hall of Fame in 1982 and is also a member of the Louisiana and Greater New Orleans sports halls of fame. He was a charter inductee into the Tulane Athletics Hall of Fame in 1977.

He died in 1979.



Eddie Price



Jerome Helluin


Jerome Helluin • 1950 • Tackle

Jerome Helluin, one of the biggest linemen in college football at the time at 285 pounds, earned All-America honors as a senior in 1951. Helluin played both guard and tackle for the Green Wave. He began his Tulane career blocking for Eddie Price and finished it blocking for future NFL star Max McGee. Helluin was drafted by the Cleveland Browns in 1952, where he began a seven-year pro career as a defensive tackle. Helluin was a 1984 inductee into the Tulane Athletics Hall of Fame. He resides in Houma.

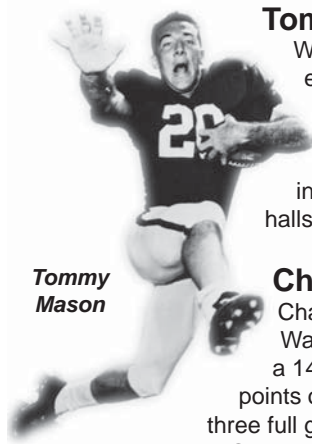
Tony Sardisco • 1955 • Guard

Tony Sardisco earned All-America honors at Tulane as a guard, but was athletically-talented enough to play both guard and linebacker during his professional career in the NFL and AFL. He was an All-AFL selection with the Boston Patriots in 1961, also as a guard. As a senior, Sardisco helped Tulane post a 5-4-1 record, its best in five seasons.

Sardisco is a member of the Tulane, Louisiana and Greater New Orleans sports halls of fame. He resides in Shreveport.



Tony Sardisco



Tommy Mason

Tommy Mason • 1960 • Back

With one of the greatest seasons in Tulane football history, Tommy Mason earned All-America honors as a senior in 1960. Mason led the Southeastern Conference in rushing with 663 yards and scored 13 touchdowns. He set a school record for all-purpose yards (1,475) that lasted 28 years. Mason was the first player overall selected in the 1961 NFL Draft by the Minnesota Vikings and played professionally for 11 years with the Vikings, Los Angeles Rams and Washington Redskins. He is a member of the Louisiana, Greater New Orleans and Tulane sports halls of fame. Mason currently resides in Anaheim, Calif.

Charles Hall • 1973 • Tackle

Charlie Hall led a fierce Tulane defense in one of the most memorable seasons in Green Wave football history, 1973. The Tulane defense had three shutouts that season, including a 14-0 whitewashing of LSU in the regular-season finale, and held two other teams to six points or less. He had 71 tackles, seven sacks and two interceptions in 1973 despite missing three full games and parts of two others with a knee injury. Hall was a fourth-round draft pick of the New Orleans Saints in 1975 and had a brief career in the World Football League before becoming a coach. He was an assistant at Tulane from 1977-82. Hall was a 1981 inductee into the Tulane Athletics Hall of Fame.



Charles Hall

Marc Zeno • 1987 • Wide Receiver


Marc Zeno concluded a spectacular career in 1987 by earning first-team All-America honors from the Associated Press. As a senior, Zeno surpassed his own Tulane records with 77 receptions for 1,206 yards and, in the process, became the NCAA's career leader in receiving yards with 3,725. The native of Lutcher, La., who finished his career as the owner of every Tulane receiving record, helped a high-powered offense set a school record for points scored in 1987. Zeno was drafted by the Pittsburgh Steelers in 1988 and played several years at all levels of pro ball.



Marc Zeno

Seth Marler • 2001 • Kicker

Seth Marler became the Green Wave's first first team All-American in 14 years following an amazing year as the Tulane kicker, in which he made 15-of-16 field goals and 54 straight kicks (PAT and FG). The Lilburn, Ga., native hit all seven of his field goal tries from 40 yards and longer while setting the school record for field-goal percentage in his junior season. In addition to FWAA All-America recognition, Marler captured the 2001 Lou Groza Award as the top collegiate placekicker in the nation. He closed his career as the Tulane and Conference USA all-time leader in field goals. He is also the Wave's all-time scoring leader.



Seth Marler


--Special Awards--



Tommy Bowden
1998 C-USA
Coach of the Year



Shaun King
1997 & 1998
Conference USA
Player of the Year



Jeff Liggon
2001 C-USA
Special Teams
Player of the Year



Seth Marler
2001 Lou Groza
Place Kicker Award
2001 C-USA ST POY



Mewelde Moore
2000 C-USA
Freshman of the Year



Patrick Ramsey
2001 National
College Scholar-Athlete

All-Conference USA

- (First-team unless noted)
- 2008 Troy Kropog, OT
Craig Gelhardt, DS
Ross Thevenot, P (2nd)
 - 2007 Matt Forte, RB
Aryan Barto, C (2nd)
Antonio Harris, DE (2nd)
 - 2006 Chris Beckman, P (2nd)
Israel Route, DB (2nd)
Matt Forte, RB (3rd)
David Skehan, DB (3rd)
 - 2005 Anthony Cannon, LB
Chris McGehee, OL (2nd)
Preston Brown, WR (3rd)
Matt Traina, OL (3rd)
 - 2004 Chris Beckman, P
Roydell Williams, WR
Joey Dawson, S (2nd)
Anthony Cannon, LB (3rd)
Antonio Harris, DL (3rd)
Fred Smith, PR (3rd)
 - 2003 Mewelde Moore, RB
Roydell Williams, WR
J.P. Losman, QB (2nd)
Tra Boger, S (2nd)
Chris Beckman, P (2nd)
Chris McGee, OL (3rd)
Sean Lucas, CB (3rd)
 - 2002 Floyd Dorsey, DE
Lynaris Elpheage, CB
Lynaris Elpheage, PR (2nd)
Mewelde Moore, RB (2nd)
Seth Marler, P (2nd)
 - 2001 Seth Marler, PK
Mewelde Moore, RB
Torie Taulli, C
Roydell Williams, WR (2nd)
 - 2000 Adrian Burnette, WR

- Bernard Robertson, OT
Casey Roussel, P
Jerry Phillips, LB (2nd)
Patrick Ramsey, QB (2nd)
- 1999 JaJuan Dawson, WR
Jerry Godfrey, OL (2nd)
Seth Marler, PK (2nd)
- 1998 Michael Jordan, DB
Shaun King, QB
Bernard Robertson, OL
JaJuan Dawson, WR (2nd)
P.J. Franklin, WR (2nd)
Jerry Godfrey, OL (2nd)
Dennis O'Sullivan, DL (2nd)
Brett Timmons, LB (2nd)
- 1997 Shaun King, QB
Toney Converse, RB
JaJuan Dawson, WR
Cory Geason, OL
Brad Palazzo, PK
Brad Hill, P
P.J. Franklin, WR (2nd)
Terence Cook, DL (2nd)
Keaton Cromartie, DL (2nd)
Michael Jordan, DB (2nd)
- 1996 Cyril Brockmeier, OL
Cory Geason, TE
Jeff Liggon, KR (2nd)
Will Carlisle, OL (2nd)
Derrick Singleton, LB (2nd)
- 1995* Steve Schuler, T
Cory Geason, TE
Jamaican Dartez, RB (2nd)
Cyril Brockmeier, OL (2nd)
Keith Cook, DL (2nd)
Cedric Anderson, DB (2nd)

* In 1995, Conference USA named an all-star team, prior to its first official season of football.

Conference USA

All-Freshman Team

- 2007 Andrew Nierman, OG
Devin Holland, S
- 2006 Troy Wilson, LB
Nick Landry, OL
- 2005 Michael Parenton, OL
Cary Koch, WR
- 2004 Aryan Barto, OL
Matt Forté, RB
Antonio Harris, DL
- 2003 Billy Harrison, DE
Kelvin Johnson, LB
Derek Rogers, OL
Israel Route, DB
- 2002 Anthony Cannon, LB
Chris McGee, OT
Damarcus Davis, WR
Sean Lucas, CB
Matt Traina, OG
- 2001 Jay Ashton, DL
Tra Boger, LB
Bobby Hoover, TE
Brandon Spincer, LB
- 2000 Lonnie Crayton, DT
Brendon Drysdale, C
Lynaris Elpheage, CB
J.P. Losman, QB
Mewelde Moore, RB
Roydell Williams, WR
- 1999 Floyd Dorsey, DL
Quentin Brown, DB
Seth Marler, PK
- 1998 Meldon Barnes, DB
Ryan Brewer, DL
Terrell Harris, WR
Zander Robinson, WR
Corey Sewell, OL
Torie Taulli, OL
- 1997 Charles Caldwell, OL
Toney Converse, RB
Corey Jones, DB
Warren St. Junious, DB
Bernard Robertson, OL
- 1996 Kevin Dukes, DB
Derrick Perry, LB

All-National Independent

- 1995 Keith Cook, DL
Cory Geason, TE (2nd)
Steve Schuler, OL (2nd)
Cedric Anderson, DB (2nd)
Jamaican Dartez, RB (3rd)

- 1994 Mike Staid, DB
Keith Cook, DL (2nd)
Bart Baldwin, PK (2nd)
Derrick Franklin, WR (3rd)
Cory Geason, OL (3rd)
Cedric Anderson, DB (3rd)
Jeff Liggon, KR (3rd)

All-South Independent

- 1993 Erik Bruce, G
Chip Clark, P
Mike Staid, S
Mitch Tinsley, C
Wil Ursin, WR
- 1992 Mike Staid, S
- 1987 Marc Zeno, WR
- 1986 Marc Zeno, WR
- 1985 Burnell Dent, LB
- 1983 Wayne Smith, WR
Tony Wood, PK
- 1982 Robert Griffin, WR
Jim Boyle, OG
Vince Manalla, P
- 1981 Rodney Holman, TE
- 1979 Roch Hontas, QB
Alton Alexis, WR
Ed Murray, PK
Chris Doyle, C
Bob Becnel, DE
- 1978 Dee Methvin, C
Roch Hontas, QB
Ed Murray, PK
- 1977 Eric Laakso, OT
Ed Murray, PK
- 1976 Ed Beckman, TE
Martin Mitchell, DB
Ed Murray, PK
- 1975 Bryan Alexander, DE
Jim Gueno, LB
- 1974 Mike Arthur, G
Rusty Chambers, LB
Charles Hall, DT
Howard McNeill, P
Ed Mikkelsen, T
Mark Olivari, G
- 1973 Charles Hall, DT
David Lee, S
Mark Olivari, NG
Mike Truax, DE
Steve Wade, C

Tulane & The Conference USA All-Decade Team (1995-2004)



Shaun King
Quarterback



Seth Marler
Kicker



Mewelde Moore
Running Back



Tulane Honor Roll

All-South Independent (cont.)

- 1972 George Ewing, DB
Lee Gibson, PK
Charles Hall, DT
Mike Koesling, OG
Mike Mullen, LB
- 1971 Steve Barrios, FL
Joe Bullard, DB
Ricky Hebert, TB
Mike Koesling, OG
Mike Mullen, LB
Mike Truax, DE
- 1970 David Abercrombie, TB
Steve Barrios, WB
Joe Bullard, DB
Paul Ellis, S
Rick Kingrea, LB
Mike Walker, DT
Allen Wilkenfeld, OG
- 1969 Steve Barrios, E
Joe Bullard, B
Charles DeWitt, C
Bart Graves, T
Rick Kingrea, LB
Mike Walker, T
- 1968 Warren Bankston, FB
Larry Mickal, OG
Ernie Parker, DE
John Snell, DT
Jim Trahan, HB

All-Southeastern Conference Associated Press

- 1965 Bill Goss, LB
- 1964 Leon Verriere, DL (2nd)
- 1963 Clem Dellenger, E (3rd)
Mike Calamari, T (3rd)
- 1962 Clem Dellenger, E (2nd)
Ernie Colquette, C (3rd)
- 1961 Ernie Colquette, C (3rd)
- 1960 Tommy Mason, B
Phil Nugent, B (3rd)
- 1958 Richie Petitbon, B (2nd)
- 1956 Dalton Truax, T (2nd)
Gene Newton, B (2nd)
Ronny Quillian, B (2nd)
- 1955 Tony Sardisco, G (2nd)
Bryan Bunthorne, G (3rd)
- 1954 Bryan Bunthorne, G (2nd)
- 1953 Al Robelot, G (3rd)
- 1952 Al Robelot, OG (2nd)
Max McGee, E (3rd)
Tony Sardisco, DL (3rd)

All-SEC AP (cont.)

- 1951 Jerome Helliun, OT (2nd)
Art Kleinschmidt, DL (3rd)
- 1950 Paul Lea, T
- 1949 Paul Lea, T
Eddie Price, B
Dennis Doyle, G (2nd)
- 1948 Paul Lea, T
Eddie Price, B
Dennis Doyle, G (2nd)
Dick Sheffield, E (3rd)
- 1947 Eddie Price, B (3rd)
- 1946 Gaston Bourgeois, G (3rd)
- 1945 Gaston Bourgeois, G (2nd)
Hugh Bowers, G (3rd)
- 1944 Ray Olsen, E
William Jones, B
Gaston Bourgeois, G (2nd)
- 1943 Ray Olsen, E
Gaston Bourgeois, G
Lester Gatewood, C
Joe Renfroe, B
Fred Roseman, T (2nd)
George Jones, T (2nd)
Leonard Finley, B (2nd)
Ken Tarzetti, E (3rd)
William Jones, B (3rd)
- 1941 Ernie Blandin, T
Jack Tittle, G (2nd)
Walt McDonald, B (2nd)
Bill Hornick, E (3rd)
Bob Glass, B (3rd)
- 1940 Charles Dufour, T (2nd)
Jim Thibaut, B (2nd)
- 1939 Harley McCollum, T
Bob Kellogg, B
Ralph Wenzel, E (2nd)
Tommy O'Boyle, G (3rd)
Fred Gloden, B (3rd)
- 1938 Warren Brunner, B
Ralph Wenzel, E (2nd)
Ray Miller, tackle (2nd)
- 1937 Ralph Wenzel, E (2nd)
Norman Hall, G (3rd)
- 1936 Howard Bryan, B
William Moss, T (2nd)
- 1935 Barney Mintz, B (3rd)
- 1934 Monk Simons, B
Homer Robinson, C
George Tessier, G (2nd)
- 1933 Homer Robinson, C (2nd)
Floyd Roberts, B (2nd)

--Tulane & Halls Of Fame--

National Football Foundation

- Bill Banker, B
- Bernie Bierman, coach
- Jerry Dalrymple, E
- John Green, G
- Lester Lautenschlaeger, B
- Eddie Price, B
- Clark Shaughnessy, coach
- Claude "Monk" Simons Jr., B

Louisiana Sports Writers

- Alex "Greek" Athas, B, 1992
- Bill Banker, B, 1978
- Bernie Bierman, coach, 1976
- Jerry Dalrymple, E, 1964
- Steve Foley, QB, 2002
- Charles Flournoy, B, 1968
- W.A. "Dub" Jones, B, 1982
- Lester Lautenschlaeger, B, 1983
- M.L. Lagarde, administrator, 1993
- Max McGee, B, 1984
- Tommy Mason, B, 1981
- Richie Petitbon, B, 1992
- Eddie Price, B, 1971
- Tony Sardisco, G, 2004
- Clark Shaughnessy, coach, 1970
- Claude "Monk" Simons, B, 1969
- Don Zimmerman, E, 1975

Greater New Orleans Sports Foundation

- Alex "Greek" Athas, B, 1980
- Bill Banker, B, 1971
- Warren Bankston, FB, 1997
- Bernie Bierman, coach, 1971
- Ernie Blandin, G, 1987
- Jerry Dalrymple, E, 1971
- Bobby Duhon, B, 1980
- Charles Flournoy, B, 1980
- Steve Foley, QB, 1992
- Harry Gamble, E, 1983
- Roch Hontas, QB, 1988
- Terrence Jones, QB, 2001
- W.A. "Dub" Jones, B, 1984
- Lester Lautenschlaeger, B, 1980
- Tommy Mason, B, 1979
- Harley McCollum, T, 1984
- Max McGee, E, 1999
- Richie Petitbon, B, 1979
- Andy Pilney, coach, 1986
- Earl "Bubba" Porche, trainer, '85
- Eddie Price, B, 1971
- Tony Sardisco, G, 1990
- Clark Shaughnessy, coach, 1973
- Claude "Monk" Simons, B, 1974
- Bill Svoboda, B, 1987
- Don Zimmerman, E, 1978

United Press International

- 1965 Bill Goss, LB
- 1963 Mike Calamari, T (3rd)
- 1961 Gus Gonzales, G (3rd)
- 1960 Tommy Mason, B
- 1958 Richie Petitbon, B
- 1956 Gene Newton, B (2nd)
Ronny Quillian, B (2nd)
- 1955 Tony Sardisco, G (2nd)
Ronny Quillian, B (2nd)
Bryan Bunthorne, G (3rd)
- 1954 Tony Sardisco, G (2nd)
- 1953 Al Robelot, G (3rd)
- 1952 Max McGee, B (3rd)
- 1951 Jerome Helliun, T (3rd)
- 1950 Paul Lea, T

Nashville Banner SEC Coach of the Year

- 1948 Henry Frnka

All-Southern Conference

- 1932 John Scafide, G
Don Zimmerman, B
- 1931 Jerry Dalrymple, E
John Scafide, G
Don Zimmerman, B
- 1930 Jerry Dalrymple, E
Lloyd Roberts, C
- 1929 Bill Banker, B
Lloyd Roberts, C
- 1928 Bill Banker, B
- 1926 Harry Gamble, E
- 1925 Milton Levy, G
Peggy Flournoy, G
- 1924 Milton Levy, G
Peggy Flournoy, B

Liberty Bowl

Alliance All-Star

- 1995 Steve Schuler, T
Cory Geason, TE
Keith Cook, DL
- 1994 Mike Staid, S
Bart Baldwin, PK
Jeff Liggon, KR

Academic All-SEC

- 1965 Conrad Meyer, T
Bill Goss, LB (2nd)
- 1964 Conrad Meyer, T
Bill Goss, LB
- 1960 Joe LeSage, T

CoSIDA Academic All-District VI

- 2005 Joe Traina, OL
Matt Traina, OL
Anthony Cannon, LB (2nd)
Michael Purcell, DE (2nd)
- 2004 Joe Traina, OL
Matt Traina, OL
Anthony Cannon, LB (2nd)
Michael Purcell, DE (2nd)
- 2003 Matt Traina, OL
Michael Roberts, DE (2nd)
Joe Traina, OL (2nd)
- 2002 Seth Zaunbrecher, OL
- 2001 Seth Zaunbrecher, OL
- 2000 Mike Truax, TE (2nd)

2005 Team Honored Nationally

The 2005 Tulane team received a pair of national honors for their perseverance through adversity following in the wake of Hurricane Katrina making landfall near New Orleans in late August. In a pair of events held in Orlando, Fla., the Green Wave received the 2005 Disney's Wide World of Sports Spirit Award at the ESPN/Home Depot College Football Awards Show (pictured) and the Football Writers of America Association's Annual Courage Award at the Cingular ABC Sports All-America Team Celebration.





Senior Bowl

(Mobile, Ala.)

- 2009 Troy Kropog, OT
- 2008 Matt Forte, RB
(Offensive MVP)
- 2005 Roydell Williams, WR
- 2004 J.P. Losman, QB
Mewelde Moore, RB
- 2002 Patrick Ramsey, QB
(Offensive MVP)
Casey Roussel, P
- 2001 Bernard Robertson, OT
- 1999 Shaun King, QB
Brad Palazzo, PK
- 1997 Jerald Sowell, RB
- 1990 Michael Pierce, RB
- 1989 Terrence Jones, QB
- 1988 Marc Zeno, WR
- 1987 Eric Thomas, DB
- 1984 Don Maggs, T
- 1982 Jeff Roberts, LB
- 1974 Steve Wade, C
- 1973 Mike Mullen, LB
- 1972 Joe Bullard, DB
Bob Waldron, DT
- 1971 David Abercrombie, B
Rick Kingrea, LB
- 1969 Warren Bankston, B
- 1968 Bobby Duhon, B
- 1962 Gus Gonzales, G
- 1957 Dalton Truax, E
- 1961 Phil Nugent, E
- 1956 Tony Sardisco, G
- 1955 Eddie Bravo, E
- 1954 Max McGee, B
- 1953 Mike Housepian, G
- 1952 Dick Fugler, T
Jerome Helluin, T
- 1951 Dennis Doyle, G
Joe Ernst, B
Don Joyce, T
Paul Lea, T
Dan Rogas, G
- 1950 Max Druen, T
Eddie Price, B
Dick Sheffield, E
Bill Svoboda, B

East-West Shrine Game

(Palo Alto, Calif.)

- 2007 Lester Ricard, QB
- 1988 Marc Zeno, WR
- 1982 Rodney Holman, TE
- 1981 Marty Wetzel, LB
- 1978 Eric Laakso, T
- 1977 Martin Mitchell, B
- 1974 Charles Hall, T
John Washington, B
- 1961 Bernard Darré, T
- 1960 Tommy Mason, B
- 1942 Ernie Blandin, T
- 1941 Tommy O'Boyle, G
Bob Glass, B
- 1937 Bucky Bryan, B

Blue-Gray All-Star Classic

(Montgomery, Ala.)

- 2001 Terrell Harris, WR
- 2000 Noel Ellis, LB
- 1999 JaJuan Dawson, WR
- 1997 Derrick Singleton, LB
- 1996 Jerald Sowell, RB

- 1995 Steve Schuler, OT
- 1993 Michael Batiste, DT
Ruffin Hamilton, LB
Richard Harvey, LB
- 1988 Eric Thomas, DB
- 1986 Eric Thomas, DB
- 1985 Ken Karcher, QB
Burnell Dent, LB
- 1981 Rodney Holman, TE
- 1978 Dee Methvin, C
- 1972 Joel Hale, DT
Randy Lee, K/DB
- 1971 Joe Bullard, DB
Bob Waldron, DT
- 1970 David Abercrombie, B
Rick Kingrea, LB
Mike Walker, DT
- 1968 Warren Bankston, B
- 1967 Bobby Duhon, B
- 1965 Bill Goss, LB
- 1964 Jim Davis, B
- 1963 Mike Calamari, T
- 1960 Cameron Gamble, E
Donald Lockwood, T
- 1958 Gene Newton, B
Will Billon, B
- 1956 Emmett Zelenka, T
Dalton Truax, T
Ronny Quillian, B
- 1955 Tony Sardisco, G
Bryan Burnthorne, G
- 1954 Eddie Bravo, E
- 1953 Les Kennedy, B
Max McGee, B
- 1952 Bobby Nuss, G
Roy Bailey, B
- 1951 Jerome Helluin, T
Dick Fugler, T
- 1950 Dennis Doule, G
Dan Rogas, G
Paul Lea, T
Don Joyce, T
- 1949 Max Druen, T
Eddie Price, B
Dick Sheffield, E
- 1944 Joe Renfroe, B
- 1942 Marty Comer, E
Lou Thomas, B
Walter McDonald, B
- 1941 Jack Tittle, B
Charles Dufour, T
Jim Thibaut, B
- 1940 Harry Hays, B
- 1939 Warren Brunner, B

Florida All-Star Classic

(Orlando, Fla.)

- 2001 Tim Carter, WR
Noel Ellis, LB
- 2000 JaJuan Dawson, WR
- 1999 Alphonso Roundtree, DB
Brett Timmons, LB

Hula Bowl

(Honolulu, Hawaii)

- 1996 Cedric Anderson, DB
- 1978 Eric Laakso, T
- 1977 Martin Mitchell, B
- 1961 Tommy Mason, B

Las Vegas

All-American Classic

(Las Vegas, Nev.)

- 2005 Tra Boger, DB
Anthony Cannon, LB
Sean Lucas, DB

Magnolia Classic

(Jackson, Miss.)

- 2006 Damarcus Davis, WR
Donald Madlock, OL
- 2005 Tra Boger, DB

INTA Juice All-Star Classic

(Houston, Texas)

- 2007 Lester Ricard, QB

Japan Bowl

(Yokohama, Japan; discontinued)

- 1981 Nickie Hall, QB
Marty Wetzel, LB
- 1980 Roch Hontas, QB
- 1977 Martin Mitchell, B

Coaches All-American Game

Game

(various sites; discontinued)

- 1973 Randy Lee, DB
- 1971 Rick Kingrea, LB
Mike Walker, DT
- 1968 Bobby Duhon, B
- 1961 Tommy Mason, B
Phil Nugent, B

All-American Bowl

(Tampa, Fla.; discontinued)

- 1976 Blane Woodfin, DE
- 1973 Mike Truax, DE

Chicago College All-Star Game

(Chicago, Ill.; discontinued)

- 1961 Tommy Mason, B
Phil Nugent, B
Bernard Darré, T
- 1959 Richie Petitbon, B
- 1957 Dalton Truax, T
- 1956 Tony Sardisco, G
- 1951 Dennis Doyle, G
Don Joyce, T
- 1950 Bill Svoboda, B
- 1949 Emile O'Brien
- 1946 W.A. "Dub" Jones, B
Ernie Blandin, T
- 1945 Joe Renfroe, B
Roman Bentz
- 1941 Tommy O'Boyle, G
Al Bodney
- 1940 Bobby Kellogg, B
- 1939 Warren Brunner, B

North-South Shrine

All-Star Game

(various sites; discontinued)

- 1972 Mike Mullen, LB
- 1963 Clem Dellenger, E
- 1962 Ernie Colquette, T
- 1961 Gus Gonzales, G
- 1932 Winnie Lodrigues, C
John Scafide, G

Olympia Gold Bowl

(San Diego, Calif.; discontinued)

- 1982 Rodney Holman, TE

Year listed indicates year game was played.



The Green Wave has had 10 Senior Bowl participants in the last 10 years, including Shaun King (pictured) in 1999, Patrick Ramsey in 2001 and Matt Forte in 2008. Ramsey and Forte earned Offensive MVP honors in their respective games.



All-Time Lettermen

The following is a list of Tulane's all-time football letterwinners as listed in the university's official records. These records are as complete as possible. If, however, there are any additions or corrections, please contact the Tulane Media Relations Office at (504) 862-8240.

*denotes team captain
Current lettermen in bold

A



Peter Abadie

- Aaron, Bob (mgr.) 1975
- Abadie, Peter..... 1957-58-59
- Abercrombie, David..... 1969-70*
- Abramowicz, Andy..... 1991-92
- Adams, Doug..... 1987-88
- Adams, Justin..... 2007-08**
- Adams, Melvin..... 1984-86-87-88
- Akin, Joseph..... 1998-99
- Alderetti, Ike..... 1914-15
- Alexander, Bryan 1973-74-75
- Alexander, Cedric 1984
- Alexander, Keith 1975-76-77
- Alexis, Alton 1976-77-78-79
- Alexis, James 1984
- Algere, Edgar..... 2001
- Allison, James 1922
- Allain, Alex (mgr.)..... 1918
- Alleman, Eric 1994-95-96
- Allen, John C. 1907
- Allen, Marvin..... 1986-87
- Allen, Tyrus..... 1985-86-87
- Aluko, Emmanuel 2008**
- Amarena, Sammy..... 1984
- Ambrose, Carl..... 1982-83
- Ambrose, Laraun 1983-84-85
- Ammerman, John 1976-77*
- Anderson, André 2006-07-08**
- Anderson, Cedric..... 1992-93-94-95*
- Anderson, Frank..... 1971-72-73
- Anderson, Gary 1984
- Anderson, John C..... 1966-67
- Anderson, Marcus 1977-78-79-80
- Anderson, Nick..... 1974-76-77
- Andrews, Claiborne 1906
- Andrews, Connie 1957-58-59
- Andrews, John..... 1935-36-37
- Andrus, Gerald (mgr.)..... 1927
- Angelo, John..... 1982-83
- Angulo, Henry..... 1944
- Applewhite, Charles..... 1905
- Armstrong, Francis 1926-28-29
- Arnold, Paul..... 1965-67
- Arrendell, Cad..... 1912
- Arthur, Mike 1973-74
- Arthur, Raymond V. 1944-45
- Ary, Roy D. 1933-34-35
- Ary, William R. 1959-60-61
- Asher, Harold..... 1971-72
- Ashton, Jay..... 2001-02
- Asumnu, Chris..... 2008**
- Athas, Alex..... 1943
- Athas, Steve..... 1977-78
- Atkins, Sam 1990
- Austin, Nathan..... 2008

- Avants, McNeely..... 1935
- Aylsworth, Robert 1992

B



Jim Besselman

- Baber, Brent..... 1975-76
- Badger, Paul J. 1904
- Baham, Curt 1982-83-84-85
- Bailey, Aubrey..... 1943
- Bailey, Bill 1965-66
- Bailey, Don 1976
- Bailey, E. Royal 1951-52
- Bailey, Roy D. 1945
- Baker, Alan 1973
- Baker, Blake 2001-02-03-04
- Baker, Jerry 1981-82
- Baldinger, E.D. (mgr.) 1942
- Baldwin, Bart 1993-94
- Balen, Michael J. Jr. 1942-46-47
- Ballard, Steve 1990-91-92
- Ballestrasse, Mario..... 1986
- Banker, "Buddy"..... 1937-38-39
- Banker, Willis "Bill"..... 1927-28-29*
- Bankston, Richard 1929-31-32
- Bankston, Warren 1966-67-68
- Barbe, Paul J. 1904
- Barkey, James J. 1983-84
- Barnes, C. Durham..... 1962
- Barnes, Julian Hassen..... 1916-17
- Barnes, Meldon 1998-99-01
- Barnes, Walter J. 1917-19
- Barrousse, Larry M., Jr. 1944
- Barré, Stanley..... 1988-89-90-91
- Barrett, Glenn 1972
- Barrios, Steve..... 1969-70-71
- Barrows, Thomas 1968
- Barto, Aryan..... 2004-05
- Bass, Houston O. 1906-07
- Baston, C. Alvis 1951-52
- Batey, Jimmy 1969
- Batiste, Michael 2006-07-08
- Batiste, Michael 1990-91-92-93
- Battard, Alex 2000
- Baumbach, Richard..... 1927-28-29
- Bayne, Hugh 1893
- Bayer, Rodney 1968
- Beaulieu, Gaston 1920
- Beck, Chuck 1987
- Beckman, Chris 2003-04-05-06
- Becnel, Bob 1977-78-79*
- Becnel, James 1977
- Behrend, Weldon..... 1950-51
- Bell, Darryl..... 1987
- Bell, Nathan 1973-74-75
- Benedetto, Mark 1979-80
- Benford, Patrick 2003-04
- Benford, Ray..... 1988-89-90-91*
- Benn, Dalvin 1984-86
- Bentz, Roman Walter 1940-41-42
- Benward, Donnelle 1984-85
- Benzio, Mark (mgr.)..... 1985
- Bergeret, Eugene 1922-23-24
- Berlin, Henry..... 1905
- Bern, R. 1906
- Bertrand, Earl 1970
- Besselman, James 1962-63-64*
- Besselman, William B. 1922-23
- Beucher, Nick 2004
- Bienvenue, Lionel J. 1918
- Bienz, Paul 1947-48-49

- Billon, Will 1955-56-57
- Bishop, Jim..... 1985-86-87-88
- Bittman, Rudolph..... 1941
- Bizzotto, Larry..... 1976-77-78
- Bjerke, Truls..... 1961-62
- Black, W.A. 1911-12
- Blackledge, Roy..... 1925-26
- Blackmon, Kenan 1999-00-01-02*
- Blackshear, Gil W. 1922
- Blackwelder, Cody 2007-08
- Blair, Wayne 1995-96-97-98
- Blakemore, Allen (mgr.) 1893
- Blanchard, Felix A. 1915-16-20
- Blanchard, Walter J. 1906
- Blandin, Ernest C. 1939-40-41
- Blaylock, Will 2002-03
- Blount, James..... 1956-57-58*
- Boasberg, Louis..... 1931-33
- Bodenger, Morris 1928-29-30
- Bodine, Robert..... 1991-92-93
- Bodney, Albert A. 1938-39-40
- Bogar, Cliff..... 1994
- Boger, Tra 2001-02-03-05
- Bohne, F.J. (mgr.) 1903-04
- Boisvert, Robert A. 1962
- Bonar, William..... 1948-49-50
- Bond, Ralph..... 1936-37-38
- Bonvillian, Kit..... 1973-74-75
- Bookatz, Bart 1968-69
- Bookout, Bertram E. 1919
- Bordes, David..... 1973-74
- Borne, Allen 1955
- Bost, E.J. 1911
- Boudreaux, Donald..... 1953-54
- Boudreaux, Ray..... 2004-05-06
- Boudreaux, Tommy..... 1976-77
- Bounds, Jesse C. Jr. 1948-49
- Bourgeois, Brian 1973-74
- Bourgeois, Gaston..... 1943-44-45-46
- Bourgeois, Lynn (mgr.) 1978
- Bourne, Mark 1983
- Bowers, Hugh H. 1945
- Bowling, J.R. 1896
- Bowman, Marcus..... 1952
- Boyd, Kevin 1984
- Boyd, Steve 1968-69
- Boyle, Jim 1981-82-83*
- Brabham, William H. 1958-59
- Bracy, Darlvon 2000-01
- Brainerd, E. 1902
- Branon, Percy..... 1999-00
- Bratton, Paul J. 1957-58-59
- Bravo, Edward..... 1951-52-53-54*
- Brekke, Fred E. 1938-39-40
- Brennan, Owen..... 1978
- Brewer, Ryan 1998-99-00
- Bricker, Charles 1945
- Bright, Don..... 1963-64
- Brignac, Donald 1950-51
- Brignac, Julian P. 1941-42-46
- Brinker, Alvin A. 1945
- Brinkman, William H. 1938-40
- Brinson, Harold 1949-50
- Brister, Walter "Bubby" 1982
- Broadnax, Corey..... 1991-92
- Brobby, Gerald..... 2001-02-03-04
- Brock, Paul 1973-74-75
- Brockmeier, Cyril 1993-94-95-96
- Brogan, John E. 1907
- Broussard, Gerald 1982-83-84
- Brown, Alfred W. 1922-23-24*
- Brown, Benjamin 1919-20-21-22
- Brown, Bill 1964-65
- Brown, Gary..... 1977-78-79-80
- Brown, Leroy 1987-88-89-90

- Brown, O'Lindsay 2006
- Brown, Preston..... 2003-04-05-06
- Brown, Quentin..... 1999-00-01-02
- Brown, Robert A. 1973-74-75-76
- Brown, Rusty 1976
- Brown, Taurean 2003-04-05-06
- Brown, Temple 1906-08*
- Brown, William Rainey.... 1947-48-49
- Brown, Winfred..... 2002-03
- Browne, Patrick W. 1925-26-27*
- Browner, Willard 1978
- Browning, Andrew..... 1989
- Browning, Charles 1967-68
- Brownson, Bradley C. 1933-34
- Brownson, James (mgr.)..... 1943
- Bruce, Erik..... 1991-92-93-94*
- Brunner, Warren 1936-37-38
- Bruno, John Jr. 1933-34
- Bryan, Howard Lee..... 1933-34-36
- Bryant, Tony..... 2007-08**
- Bryant, Winfred..... 1985-86
- Buchanan, James E. 1894
- Buchanan, John..... 1970-71-72
- Buckner, Norman W. 1935-36-37*
- Bufkin, Ed 1963
- Bugg, Derick 1999-00-01
- Bullard, Joe..... 1969-70-71
- Bullock, Chrys..... 1998-99-00-01
- Burguières, Albert 1961-62-63
- Burke, Earl P., Jr. 1951-52-53
- Burke, Larry 1979
- Burke, Monte 1993-94-95
- Burkes, John V., III 1956
- Burks, Travis..... 2006-07-08**
- Burnett, Mike 1982
- Burnette, Adrian..... 1997-98-99-00*
- Burnthorne, Bryan ... 1952-53-54-55*
- Burst, Benny 1981-82-83-84*
- Burst, Shawn 1986
- Burthe, Leo 1894-95
- Burton, Lenzer 1987-88-89-90
- Bush, Chris 2001-02-03-04
- Bush, James..... 1895
- Bush, Louis..... 1896*
- Butand, Russell 1926-27
- Butchee, Richard E. 1952
- Butler, Gary..... 1989-90-91-92
- Butler, James, P. 1894-96
- Butler, Monette L. 1937-38-39
- Butts, Reggie 1979-80-81-82
- Bynum, Doug..... 1971-72-73
- Byrd, Brant..... 1991-92

C



Charles Caldwell

- Calamari, Michael P. 1961-62-63*
- Calandro, Tommy 1976-77
- Caldwell, Charles..... 1997-99-00-01
- Calhoun, A. Bradford 1967-68
- Calhoun, Charles..... 1931-32-33
- Callan, John..... 1911
- Callan, Nicholas..... 1909
- Cammarata, Mike 1965-66-67
- Camp, Charles I. 1951-52-53*
- Camp, Sammy P. 1960-61-62
- Campan, James 1984-85*
- Campomenosi, Louis..... 1964-66-67
- Campora, John A. 1946-47
- Campretti, Jonathan (mgr.).. 1992-93
- Cannon, Anthony..... 2002-03-04*05*



Cannon, Christopher 1983
 Cannon, Nick 2003-05-06
 Capdeville, Auguste 1901-02
 Capps, Thomas 1961
 Capretz, Donald A. 1964-65-66
 Caravello, Joe 1984-85*
 Cardoza, Hart M. 1916
 Carlisle, Will 1993-94-95-96*
 Carmody, James 1954-55
 Carnes, Jeff 1976-79
 Carney, Sean 2005
 Carr, Tellius 1995-96-97-98
 Carr, Tom 1974
 Carroll, Russell 1956
 Carter, C.C. 1901
 Carter, Doug 1978
 Carter, Tim 1996-98-99-00*
 Caruso, John 1954-55-56
 Cash, Antony J. 1945
 Cassibry, Fred J. 1938-39-40
 Castenado, Walter 1893-94
 Castex, Nolan (mgr.) 1992-93
 Catanese, Paul 1981*
 Cate, Charles E. 1903-05
 Cathey, James 1979-80
 Cato, Thomas H. 1961-62
 Cazeneuve, Joseph E. 1915
 Cephus, Marvin 1985-86
 Cesario, Richard 1992
 Chaisson, John 1959-60-61
 Chambers, John T. 1903-04-05*
 Chambers, Karl 1985-86-87
 Chambers, Russell 1972-73-74
 Chaplain, Fred 1943
 Chapoton, Ron 1963-64
 Chappuis, Duke 1968-69
 Charles, Edgar 1976-77
 Charles, Patrick 1998
 Chauvin, Edward L. 1952-53
 Chavez, Joseph R. 1945
 Cheviot, Tom 1977-78-79
 Chidester, Gerry 1972-73
 Chretien, Dwight 1976
 Christian, Marvin 1977-78-79
 Christian, Willie 2003
 Cies, Joseph O. 1942
 Clark, Anthony 1990-91
 Clark, Augustus H. Jr. 1934
 Clark, Chip 1990-91-92-93
 Clark, S. 1895
 Clarke, Howard 1902-04
 Clay, Barney S. 1915
 Clay, George 1938-39
 Clement, Peter 1951-52-53
 Clement, Ronnie 1988-89-90-91
 Clements, Miles 1974-75
 Clements, Wayne 1985
 Clements, William 1957-58-59*
 Clemons, Sedric 1996-97-98-99
 Cleveland, Carl 1962
 Cline, Charles 1973-74
 Clingon, Billy 1969-70
 Coates, Charles J. 1952-53-54
CoBell, Logan 2008
 Coco, Malcolm "Butch" 1964-65
 Cole, Kevin 1978-79-80
 Colee, Otto L. 1916-17-18*
 Coleman, Kris 2000-01-02-03
 Collett, Eldon 1984
 Collins, Forres (mgr.) 1943
 Collins, John J. 1903
 Collins, Reynolds M. 1939
 Cologne, S.C. (mgr.) 1905
 Colon, Adrian A. 1960-61-62
 Colon, Percy 1958

Colquette, Ernest C. 1960-61-62*
 Colquette, Jerry 1964-65-66*
 Comeaux, Thomas L. 1950-51
 Comer, Martin F. 1941-42
 Commagere, J. Adolph 1911
 Commander, Ray 1969-71
 Conger, Tom 1993-94
 Conley, Kapua 1996-97-98-99
 Conley, Wilber F. Jr. 1953
 Connell, Charles 1961
 Connelly, James W. 1905-06*07
 Conniiff, Robert 1898
 Converse, Toney 1997-98-99
 Conway, Eustace 1910
 Cook, Keith 1993-94-95-96*
 Cook, Kerwin 1997-98-99-00
 Cook, Terence 1994-95-96-97
 Corbin, Robert A. 1913
 Cormier, Melvin J. 1983-84-85
 Corn, Ron 1969-70-71
 Cornett, Robert 1959
 Cortez, George M. 1962-64
 Cosse, Spiro Gus 1958
 Cothran, Randy 1974
 Cotros, Charles Harry 1957
 Cottrell, Al 1955
 Coughlin, Timothy D. 1965-66-67
 Counce, John III 1945
 Coutrer, N.W. 1910
 Cox, Harvey 1981-82-83-84
 Cox, Michael 2004
 Craig, Emmett 1898
 Craig, Preston S. 1944
 Craighead, Edward B. 1910-11
 Crandell, Howard 1901
 Crayton, Lonnie 2000-01
 Crenshaw, Louis 1960-61
 Crockett, Domonick ... 1997-98-99-00
 Cromartie, Keaton 1994-95-96-97
 Crosby, Jay 1963-64
 Crosby, Richie 1984
 Crouch, Ernest Jr. 1945
 Crow, Paul 1981
 Crowder, Carl 1963-64-65
 Crozier, Rick 1987-88-89*
 Cuellar, Manny 1995-96-97-98
 Culp, Howard 1968
 Culwell, David 1972
 Cumby, Garry 1986
 Cummins, George C. 1951-52-53
 Cummins, Pat 1986-87
 Cunane, Kevin 1993-94-95-96
Cunningham, Brooks 2008
 Cunningham, Thomas ... 1930-31-32
 Cunningham, Tony 1997-98-99
 Curtis, Jeff 1995-96-97-98
 Curtis, Johnny 1995*
 Curtis, Preston 2000
 Cuyler, Sherwood A. 1946

D




Jerry Dalrymple

Daffin, Terry 1978-79-80
 Daigle, J. Charles Jr. 1949-50-51
 Dailey, Carl 1937-38-39
 Dalovisio, Peter R. 1935-37
 Dalrymple, Jerry 1929-30-31*
 Daniel, Kenneth 1975
 Darnley, James H., Jr. 1965-66-67
 Darré, Bernard 1958-59-60

Dartez, Jamaican 1995-96-97-98
 Darwin, M.S. 1900-01
 Davidson, Eddie (mgr.) 1924
 Davis, Carl 2001-02-03-04
Davis, Chandler 2008
 Davis, Damarcus 2002-04-05-06
 Davis, Darron 1989-90-91
 Davis, Delando 1998-99
 Davis, Euel 1948-49
 Davis, Fred 1986-87
 Davis, James H., Jr. 1962-63-64
 Davis, Moss (mgr.) 1974
 Davis, Reginald 1991-92-93*
 Davis, Roscoe 1989-90-91
Davis, Phillip 2007-08
 Davis, Tony 1988
 Dawkins, Darryl 1978-79-80
 Dawson, JaJuan 1996-97-98-99
 Dawson, James 1972
 Dawson, Joey 2002-03-04*
 Dawson, Robert K. 1967
 Dawson, Lowell 1929-30-31
 Day, W. 1926
 Dean, Jeff 1991-93-94-95
 Deaton, Ryan 1992-93-94
 Decha, Danny (mgr.) 1980
 DeClouette, Darius 1987-88
 deColigny, Calvert 1929-30-31
 Dedeaux, Homer 1947-48-49-50
 DeFraités, Emanuel 1938-39-40
 Deichmann, Oliver (mgr.) 1926
 DeLaneuville, Artie 1983
 Delaney, Dennis 1972-73-74
 DeLaughter, Tony 1978
 Delaume, E. J. 1901
 Delaune, Elson Morris 1931-32
 Delhomme, Alfred 1969
 Dellenger, Clement R. 1961-62-63
 Demarest, Aley 1994-95
 Dembinski, Daniel J. 1965-66-67
 Demma, Albert 1946
 Dempsey, Fred 1951-52
 Dennis, Harold 1989-90-91-92
 Dent, Burnell 1982-83-84-85*
 Deramee, Edmond L., Jr. 1946-47
deRochemont, Darren 2007-08
 DeWitt, Charles 1968-69-70
 Dews, Alvin B. 1944
 Dexheimer, Robert 1937
 Diaz, Arnie 1977-78-79-80
 Dickerson, Eric 1987
 Dickson, Helion Jr. 1933
 Dillard, James 2005-06-07-08
 Dirmann, John F. Jr. 1935-36-37
 DiVietro, John 1957-58-59
 Dixon, Zack 1981-82-83
 Dodd, Chris 1993-94
 Doland, Jack 1949
 Domingue, Jack 1961*
 Donaldson, Elvis J., Jr. 1966
 Donohue, John 1994-95-96-97
 Dorsey, David 1998-99-00-01
 Dorsey, Floyd 1999-00-01*02*
 Dorsey, Nate 1979
 Doughty, Ken 1972
 Douglas, Brian 1978-79-80-81*
 Dove, Michael 1991-92
 Dowden, Corey 1988-89-90
 Dowell, Eddie 1984
 Doyle, Cecil C. 1951
 Doyle, Chris 1977-78-79
 Doyle, Dennis V. 1947-48-49-50*
 Doze, Mitch 1985
 Drawe, William 1931
 Dreifus, Carl 1922

Dreyfous, H.N. 1904-05
 Dreyfuss, Albert M. 1907-08-09
 Druen, Max E. 1947-48-49*
 Drysdale, Brendon 2000-01-02
 Duck, Bryan 1968-69-70
 Ducre, Brad 1991-92-93-94*
 Duffee, Clarence 1968
 Dufour, Charles 1939-40-41
 Dufour, H.G. (mgr.) 1894-95
 Dugas, Wayne 1955
 Duhon, Bobby 1965-66-67
 Dukes, Kevin 1996-97-98-99
 Dunaway, Ricky 1976-77-78
 Duncan, Billy 1990-91-92-93
 Duncan, Tim 1990
 Dunn, Charles 1983-84-85
Dunn, Chris 2006-07-08
 Dunn, Edward 1958
 Dunn, James 2000-01-02-03
 Dunphy, Joe 1976-78
 Dupleche, August 1900
Duplessis, Antoine 2008
 Dupre, Coleman 1971-72-73
 Dupre, G.L. (mgr.) 1901-02
 Duvigneaud, Harry 1953-54
 Duren, William L., Jr. 1926
 Dwyer, William D. 1917-19-20

E



Vic Eumont

East, David 1963-64-65
Echebelem, Chinonso .. 2006-07-08
Echols, Taylor 2008
 Eddy, Charles P., Jr. 1936
 Edwards, Samuel E. 1946
 Edwards, Terry (mgr.) 1969
 Edwards, Tommy 1969
 Egan, Dan 1957-58
 Ellender, Bennie Jr. 1943-44-47
 Elliott, Scott 2005-06-07-08
 Ellis, C.J., Jr. 1909
 Ellis, Noel 1996-98-99-00
 Ellis, Paul 1969-70-71*
 Ellis, Jordan 2005-06-07-08
 Elmore, Wade 1981-83-84
 Elpheage, Lynaris 2000-01-02
 Ely, James A. Jr. 1940-41-42*
 Elzy, Derrick 1999-00
 Emerson, D.A. 1957
 Emerson, Thomas 1961
 English, Gordon C. 1940-41
 English, Jon 1983
 Ernst, Joseph A. 1948-49-50
 Ernst, Vernon 1988-90-91
 Eshleman, Charles E. 1903
 Eshleman, Charles L. ... 1898*-99*-00
 Eshleman, I.S. (mgr.) 1908
 Eshleman, Sidney St. John 1908
 Eskrigge, Tathman 1927-28
 Estep, Brian 1989-90-91
 Eumont, Victor M. Jr. 1965-66-67
 Eustis, Cartwright 1895
 Eustis, Ernest L. 1907
 Eustis, Ernest L. Jr. (mgr.) 1931
 Eustis, Hallie (mgr.) 1936
 Eustis, Richard (mgr.) 1900
 Eustis, Ross (mgr.) 1939
 Evans, Bernard P. 1934-36
 Evans, Earl 1926-27-28
 Evans, Eric V. "Turk" 1967



All-Time Lettermen

Evans, James 1960-61
Ewing, George..... 1970-71-72

F



Terry Fontenot

Fagan, Shawn 1990-91-92
Falgoust, David..... 1973-74
Farnell, Michael B..... 1968-69-70
Fauchaux, Rene 1975-76
Faust, Edmond L. 1914-15-16-17
Faust, Richard 1942
Featherngill, William 1933
Federico, John..... 1961
Felts, Nollie..... 1930-31-32*
Fenner, Darwin (mgr.)..... 1928
Ferdinand, Melvin..... 1988-89-90
Ferguson, Walter A..... 1945
Ferrell, Albert J. 1908-09
Fick, Everett..... 1913-14-15
Field, Richard J..... 1918-19
Fillmore, Eric..... 1991-92
Findley, Michael J..... 1964-65-66
Finley, Leonard 1943-44-46-47*
Finley, Ridgeley..... 1896
Fischer, Edward D., Jr. 1942
Fitts, Frank..... 1920-21
Fitzgerald, Edwin F. 1963
Fitzpatrick, Harry W. 1899
Fitzpatrick, Michael K. 1965-66-67
Fleming, King 1957-58
Flournoy, Charles 1923-24-25
Flower, Charles H. 1938-39-40
Flowers, William 1936-37
Flye, Steven..... 1993
Foley, Michael..... 1972-73
Foley, Rob 1971-72
Foley, Steve 1972-73-74*
Fontenette, Chino 2002-03
Fontenot, Terry 1999-00-01*-02
Foote, A.K. 1895
Ford, Herbert 1927-28-29
Ford, William Albert 1921
Foreman, Jeremy 2003-04-05-06
Forte, Chip 1976-77
Forte, Gene 1975-76-77*
Forte, Jeff 1978
Forte, Matt 2004-05-06-07
Fortier, Donald L..... 1946-47-48
Fortier, James (mgr.) 1910
Fortner, Tom 1972-73-74
Fos, James (mgr.)..... 1949
Foster, John A..... 1916-17-18
Foster, Rufus 1893
Fox, Calvin..... 1968
Foyil, Ace..... 2005
Francingues, Wayne J..... 1967-68
Francis, Kendal..... 1997
Francis, Octave "Toddy" J. III.... 1983
Frank, John B. 1944-45
Franklin, Derrick 1993-94-95-96
Franklin, P.J..... 1995-96-97-98
Franz, Nolan 1979-80-81
Franz, Robert W. 1946-47-48-49
Freeman, Elijah 1993-94-95-96*
Freeman, Howard..... 1961
Freiwald, Udal (mgr.)..... 1985
Freret, Julian (mgr.)..... 1938
Freshwater, Ken 1991
Friedrichs, Edwin J. 1935-36-37
Fritchie, Gus (mgr.)..... 1921

Frith, Alva (mgr.)..... 1905
Fugler, Richard G. 1949-50-51*
Fulton, J.D. 1899

G



Wilbert Gilmore

Galiano, Russell P. 1961-62-63
Gallo, Nolan..... 1977-78-79
Galloway, Edgar 1916
Gamache, John 1976
Gamble, Cameron C. Jr..... 1959-60
Gamble, Harry 1922-24-25-26*
Garcia, Eutiquio E..... 1921
Gardner, William 1922
Garrett, Brooks 1911-12
Gartman, Maurice 1967-68
Garza, Jaime 1972-73-74-75*
Gaspard, Charles..... 2008
Gaston, Cameron 1973-74-75
Gately, T.T. 1913-14
Gates, Jeff 1976-77-78
Gatewood, Lester 1943
Geason, Cory 1994-95-96-97*
Geishauser, George 1980-81
Gelhardt, Craig 2005-06-07-08
Gendron, Joseph..... 1968-69-70
Genella, Louis J. 1893-94-95
Genenz, Robert P. 1963-64
Gentling, Gregory P. 1917
Gentling, Harold 1917-18
Gentling, Philip H..... 1940
George, Garrett 1912-13-14*-15
George, Woodruff 1906-08-09
Gerthe, Greg 1996
Gibson, Lee 1970-71-72
Gilbert, Buddy..... 1973-74-75
Gilbert, James 1943
Gill, Roger..... 1992-93
Gillis, Charles E..... 1907-11-12-13
Gilmore, Abner B. 1898
Gilmore, Otis 1954-55
Gilmore, Wilbert..... 1990-91-92-93*
Glapion, Matthew..... 1997-99-00
Glass, Robert L..... 1939-40-41
Glass, Thomas S. 1940-41
Gleason, Greg 1970
Glisson, James B..... 1948-49
Gloden, Frederick, Jr. 1938-39-40
Glover, Harry "Wop"..... 1929-30-31
Godfrey, Jerry 1996-97-98-99
Godfrey, Trey 2001
Godwin, James..... 1970-71-72
Goff, Ricky 1979-81-82*
Goines, Andre 1993-94
Goldsmith, Ben..... 1923-24
Goll, Charles F..... 1935-36-37
Golomb, Clarence J. 1938-39-40
Goodell, J. Elson 1937
Goodson, W.E. 1913
Goosby, Joe..... 2004-05-06-07
Gonzales, Gus E., Jr..... 1959-60-61
Gorham, D.B. 1898
Gorman, Albert 1936-37
Gorman, Chuck 1986-87
Goss, William L..... 1963-64-65*
Gould, Ernest H..... 1933-34-35
Graham, Tye 2002-03
Grasso, Bart 2004
Graves, Bart 1969-70
Graves, Jerry L. 1962-63-64

Greco, Phil..... 1968-69
Green, Arthur 1974-75-76
Green, Charles 1901-02*
Green, Cory 1997-98-99
Green, France 1991
Green, John F. 1942
Green, Roger 1968
Greene, Billy..... 1907-10
Grehan, Bernard..... 1913
Gresham, James, Jr. (mgr.)..... 1930
Griener, David..... 1971-72-73
Griffin, Charles..... 1974-75-76
Griffin, Darrel 1976-77-78-79
Griffin, Robert 1980-82-83
Griffin, Tommy 2002
Grimes, Bruce..... 1969-70
Groff, Matt..... 2000
Gross, Edward..... 1968
Groves, Claude..... 1938-39-40*
Grush, Robert J. 1940-41-42
Gueno, Jim 1973-74-75*
Guidroz, Kenneth..... 2005-06
Guidry, Brad..... 1988-89
Guidry, Bruce..... 1966-67
Guillot, George O..... 1958-59
Guirl, Dan 1986
Gullison, Jack 1974-75-76
Gully, Phil..... 1906
Gumiela, Mike..... 1996-97-98
Guthrie, J. Birney..... 1893-94-95
Guyton, T.L. 1912
Guzman, Ronald..... 1969-70

H



Thurston Harrison

Haber, Scott F. 1967
Hackett, Allen 1902
Hahn, Harry L., Jr. 1948-49-50
Haik, George 1931
Hale, Joe 1970-71-72
Hall, Carl "Nickie" 1977-78-79-80*
Hall, Charles 1972-73-74*
Hall, Norman..... 1935-36-37*
Haller, Henry, Jr. (mgr.)..... 1962
Hamilton, Brandon..... 1990-91-92-93
Hamilton, Brent 1997-98-99
Hamilton, Ruffin 1990-91-92-93
Hand, Robert 2002-04
Hannah, Tony 1985-86
Hansen, Charles 1955-56-57
Harder, Glenn 1970-71-72*
Hardie, Eben, Jr..... 1927
Harding, Matt 2005-07-08
Hardy, Richard 1932-33-34
Harper, Adam..... 1927
Harper, Billy Joe 1948-49-50
Harell, Mahlon 1972-73
Harris, Antonio 2004-05-06
Harris, Charles..... 2007-08
Harris, James L., Jr..... 1943
Harris, Terrell 1998-99-00-01*
Harris, Terry 1978-79-80
Harris, Tyrone Eugene..... 1983-84
Harris, V.B. (mgr.) 1911
Harrison, Billy 2003-04-05-06
Harrison, Craig 1981-82-83-84
Harrison, Thurston..... 1985-86-87-88
Harson, Ian 2008
Hartgroves, Jacob 2005
Hartnett, Steven A. 1965-67

Harvey, Beau 1990-91
Harvey, Eldwyn..... 1996-97
Harvey, Richard 1985-86-87-88*
Hatch, Billy 1974
Hathaway, Rick..... 1979-80
Hawkins, Harold D..... 1952-53
Hawley, W. Paul..... 1958
Haynes, Vernon C. 1930-31
Hays, Harry E. 1938-39-40
Hazel, J. Patrick..... 1951-52
Headrick, Harold E. 1948-49-50
Heard, Joseph E..... 1912
Heaslip, Lawrence 1900
Heath, Wesley 2000-01-02-04
Hebert, David..... 1969-70-71
Hebert, F. Edward (mgr.) 1923
Hebert, J. Olton 1942
Hebert, Ricky 1971-72-73
Heffington, Philip R. 1958
Heider, Edward F. 1946-47
Hein, John 1981
Helluin, F. Jerome 1949-50-51*
Helm, Tyler 2007-08
Helton, Kenneth R. 1964
Henderson, James W. 1934-35
Henderson, Joel 1969-70
Henderson, Phil 1995-96-97-98
Hendrickson, Pete 2007-08
Henican, C. Ellis 1923-24-25
Henican, Joseph P..... 1923-24
Herrman, Charles 1989-90-91
Hester, Ray 1968-69-70
Hickey, William, Jr..... 1938
Hickman, Johnnie M. 1948-49
Hicks, Fred 1977-78-79
Higgins, Al..... 1964
Hightower, Tommy 1976-77-78-79
Hightnight, Brad..... 1992-93-94
Hill, Brad 1995-96-97-98
Hill, Doyleless..... 1932
Hilton, David 1981
Hindermann, Franz..... 1913
Hirschfeld, Bob 1984-85-86
Hirstius, Jason 1993
Hobbs, Charles..... 1989-90
Hobbs, Robert 1953
Hocke, Brant 1999-00-02
Hodgins, James 1930-31-32
Hof, William 1954-55-56
Hoffman, Edwin S. 1944
Hoffman, Fred J. 1923
Holcombe, Glenn..... 1960-61-62
Holland, Devin 2007-08
Holland, Jack 1928-29-30
Hollingsworth, Jeff 1970-71-72
Holm, Darwood..... 1942-47
Holman, Rodney..... 1978-79-80-81*
Holsted, Leon D. 1944
Holt, Scott Jr. 2006-07
Hontas, Roch..... 1976-77-78-79
Hooper, Andrew 1928
Hoot, Richard S. 1945-46-47
Hoover, Bobby..... 2001-02-04-05
Hopkins, J.W..... 1911-12
Hopkins, P. Barney 1923
Horn, Mike 1984
Hornbrook, Tim 1994-95-96
Hornick, William M..... 1940-41-46
Hotard, R.F. 1913
Housepian, Mike..... 1951-52
Howard, Casey..... 1981-83-84
Howard, Harris..... 2008
Howley, Thomas 1985-86-87
Hubbard, Johnny 1976
Hubbell, Randy..... 1983-84



Hubbell, Steve 1977-78-79
 Huber, Kyle 1968
 Huber, Russell 1974-76
 Huber, William 1972-73
 Hubert, John 1992-93-94-95
 Huble, Earl 1954
 Huff, Horace 1910
 Huggins, James E. 1952
 Hulbert, Jonathan 1985-86-87
 Hunt, W.C. 1899
 Hunter, Michael 1981
 Hunter, Rodney 1985-86-87-88
 Hunter, Todd 1993-94-95-96
 Hyatt, E.C. 1896

I



Rob Indicott

Igleheart, Elliott 1943-44-45-46
 Imgrund, Steve (mgr.) 1948
 Indicott, Rob 1977-78-79-80
 Irvin, Richard 2004
 Ivens, E.M. (mgr.) 1906

J



David Jackson

Jack, Tremell 2003-04-
 Jackson, Carlis 2004-05-06
 Jackson, Daryl 1994-95-96-97
 Jackson, David 1980-81-82-83
 Jackson, Don 1993-95-96
 Jackson, James 1943
 Jackson, Jesse 1991-92
 Jackson, Jovon 2002-03-04-05
 Jackson, Thomas 1995-96
 Jacobi, Joseph 1975
 Jacobs, Tony 1993-94
 Jahncke, Paul F. 1899
 James, Robert 1943
 Jamison, Chaille 1905
 Jancik, James F. 1965-66-67*
 Janson, Leo 1980-81
 Jantschek, Kevin 1990-91
 Janvier, John 1900-01
 Jenkins, Earl 1982-83
 Jenkins, G.H. 1907
 Jensen, Mark 1985
 Jerwick, Henry D. 1914-15-16-17
 Jester, Virgil 1955-56-57
 Jeter, Deno 1981-82-83-84
 Johns, Peter 1964-65-66
 Johns, T.M. 1910
 Johnson, Alvin 2003-05
 Johnson, Douglas E. 1934-35
 Johnson, Eads 1896
 Johnson, Frank 1970-71-72
 Johnson, Kelvin 2003-04
 Johnson, Warren 1893-94-95
 Johnston, Coste Nicholas 1914-15
 Johnston, James O. 1950-51-52*
 Jolin, John 1973-75
 Jones, Alfred 1976-77-78*
 Jones, Clayton 1979
 Jones, Clifton 1978
 Jones, Corey 1997-98-99-00
 Jones, Curtis W., Jr. 1944

Jones, Dwight 1994-95-96-97
Jones, Eric 2008
 Jones, George F. 1943
 Jones, Jamal 1998-99-00
 Jones, Jeff 1977-78-79-80
 Jones, Kerwin 1999
 Jones, Mark 1975-76
 Jones, Mike 1978-79-81
 Jones, Mike S. 1981-82-83-84
 Jones, Murphy Neal 1957-58-59
 Jones, Nate 1979-80
 Jones, Robert T. 1948-49-50
 Jones, Shawn 1993-94-95*
 Jones, Sid 1967-68-69
 Jones, Terrence 1985-86*-87*-88*
 Jones, William A. "Dub" 1943-44
 Joor, William E. 1893
 Jordan, Michael 1995-96-97-98
 Joseph, Cleveland 1974-75-76
 Joseph, Derrick 1999-00-01-02
 Joseph, Ky 1997-98-99-00
 Joubert, C.E. 1906
 Joyce, Donald G. 1949-50
 Joyce, Donald 1975

K



Rick Kingrea

Kahao, Bardull (mgr.) 1938
 Kane, Thomas S. 1943-44
 Karcher, Ken 1984-85
 Karrh, Dale 1981
 Keefe, Mike 1973-74
 Keeran, Kevin 1985
 Keeton, James R. 1946-47-48-49
 Kelley, George F. 1917
 Kellogg, Robert 1938-39
 Kellum, William W. 1960-61
Kelley, Logan 2006-07-08
 Kelly, F.H. 1907
 Kelly, Rick 1976-77
 Kelly, Walter 1956
 Kelvin, Hy Jr. 1910
Kemp, Joe 2008
 Kennedy, Lester R. 1951-52-53*
 Kent, Ronald S. 1950-51-53
 Kern, T.F. 1912
 Kerns, Pat 1985
 Kessler, Justin 2005-06-07-08
 Key, Oliver J. 1942-46
 Khayat, Edward 1955-56
 Kibodeaux, Ferdie 1950-51
 Kiefer, Nat 1960
 Killeen, Joe L. 1915
 Killeen, Joe Jr. 1944
 Killeen, Thomas E. 1925
 Killenger, William E. 1920
 Kilpatrick, Douglas 1899
 Kinberger, Douglas L. 1903
 Kinek, George 1948-49-50
 King, Barney 1968-69
 King, Brian 2005-06-07-08
 King, Shaun 1995-96-97-98
 Kingery, Ellsworth 1949-50-51*
 Kingrea, Rick 1968-69*-70*
 Kinyo, Jeff 1987-88-89-90
 Kirchem, William 1937-38-39
 Kirkpatrick, Gale F. 1950-51
Kirksey, David 2006-07-08
 Kirschenheutter, Daniel 1943
 Kirschmeir, Chilton B. 1926-27

Kirven, Jeff 2001
 Kisner, W. Howard Jr. 1958-59
 Klein, Victor Henry 1941-46-47
 Kleinschmidt, Arthur 1949-50-51
 Klock, William F. 1958-59
 Knight, Sam 1997-98-99-00
 Knowlton, John 1978-80
 Koch, Cary 2005
 Kock, Richard 1909
 Koesling, Mike 1970-71-72*
 Koonce, Philip B. 1918
 Korf, Mike 1974-75
 Kortebein, Mark 1979
 Kosinski, Jimmy 2001-02-03-04*
 Kottemann, Stanley 1946-47-48-49
 Krajewski, Ronald J. 1962-63-64
 Kramer, Bill 1975-76-77*
 Krauss, Dennis 1965-66-67
 Kropog, Troy 2005-06-07-08
Krueger, Adam 2008
 Krueger, Paul G. 1937-38-39*
 Krumbhaar, Hugh 1899-1900*-01*
Kwentua, Adam 2006-07-08
 Kyle, Charles A. 1932-33-34

L



Andre Lockley

Laakso, Eric 1975-76-77
 Laborde, Jack 1968-69-70
 Lacassin, Travis 1991-92
 Lachaussee, Rusty 1969-70-71*
 Lacour, A. 1904
 Laiche, Ray 1992-93-94
 Lamey, Bo 1972
 Lamprecht, George 1922-23-24-25
Landa, John 2006-07-08
 Landry, David M. 1962-63-64
 Landry, George E. 1945
 Landry, Jerome 2002-03-05-06
 Landry, Mike 1983-84-85
Landry, Nick 2006-07-08
 Lanier, Jason 1998
 Lapeyre, Chuck 1973-74-75
 Larkin, Charles (mgr.) 1914
 LaRocca, Victor K. 1935-36
 Lasiter, Lyndon 1972-73
 Lasseigne, Danny 1992-93-94-95
 Lasseigne, Leroy Joe 1961
 Lassetter, James S. 1945
 Latos, Thomas 1996-97-98
 Lattimore, Kent 1986-87-88
 Lautenschlaeger, Lester 1922-23-24-25*
 Lavalais, Lester 1981-82-84
 Lawrence, Doug 1972-73
 Lazarone, Carl (mgr.) 1985
 Lea, Paul 1947-48-49-50
 Leahey, William J. 1945
 Leay, Kevin 2008
 LeBlanc, Bryan 1973
 LeBlanc, Maxie 1969-70-71
 LeBray, Reggie 1981-82
 Ledet, Art 1969-70-71
 Lee, David 1972-73-74
 Lee, Evan 2005-06-07-08
 Lee, Randy 1970-71-72
 Lee, Thaddeus 1976-77-78
 Legendre, Armand 1917
 Legendre, John M. 1919-21
 Legendre, Marion (mgr.) 1916

Leirer, James B. 1946
 Lemelle, Wayne 1976-77
 Lemmon, Harold 1930-31-32
 Lemoine, Glenn 1998-99-00-01
 Lemon, Don 1974-75-76
 Lennox, Edward 1943
 LeSage, Joseph R. 1958-59-60
 Leslie, Perry 1987-88-89
 Lester, William E. 1909-10
 Levert, Lawrence 1899
 Levy, Milton "Irish" 1923-24-25
 Lewis, Leo V. Jr. 1944
 Lewis, Marvin 1980-81
 Lewis, Walter 1893
 Libby, J. Walter 1898
 Lichtenstein, Bill 1978-80-81-82*
 Liggett, Greg 1981-82
 Ligon, Jeffrey 1993-94-95-96
 Linfield, Edwin H. 1917-18-19*
 Little, James 1943
 Liuzza, Arthur 1975-76
 Locantro, John (mgr.) 1972
 Locker, Joel 1993-94-95-96
 Lockley, Andre 1984-85-86-87
 Lockwood, Donald F. 1957-58
 Rodrigues, Royden 1927
 Rodrigues, Stanley 1933-34-35
 Rodrigues, Winnie 1930-31-32
 Loftin, Chuck 1966-67-68
 Loftin, Joseph 1932-33-34
 Loftin, Mike 1972-73
 Loftin, W. Noel 1934-35-36
 Logan, Robert F. 1945
 Logan, T.M. (mgr.) 1898
 Lombard, John E. 1893*
 Long, James 1975
 Long, T.F. (mgr.) 1907
 Looney, Terry 1973-74-76
 Lopresto, Alex 1969
 Lorio, Alvin J. 1925-26
 Lorio, Ferdinand 1943
 Lorio, Gene 1956
 Lorio, Rene 1976
 Losman, J.P. 2000-01-02*-03*
 Louviere, Don 1976-78
 Lucas, Sean 2002-03-04-05
 Luce, Sidney 1900-01-02
 Ludlow, Harry 1902
 Lumar, Josh 2005-06-07-08
 Lunceford, William (mgr.) 1967
 Lyons, Grant 1962

M



Boo Mason

Macaluso, Lane 2002-03-04
 Mack, Reginald 1990-91-92
 Mackey, Charles 1955-56
 Mackey, Ken 1981-82-83
 Maddox, George 1948-49-50*
 Madlock, Donald 2002-03-04-06
 MaGee, Doyle 1930-31
 MaGee, James M. Jr. 1959
 Maggs, Don 1981-82-83
 Maginnis, William D., Jr. 1942
 Magne, Frank 1902-03-04-05
 Mahoney, Louis A. (mgr.) 1934
 Maier, William 1926-27
 Mahles, Peter P. 1912-13-14-15*
 Malone, Gary 2002
 Maloney, Paul H. 1919-20-21-22*



All-Time Lettermen

Manalla, Vince 1980-81-82
Mandich, Peter 1939-40-41*
Mangum, Myrtus 1928-29-30
Mangum, W.B. 1898-99-1900-01
Marcel, Roy 1955-56-57
Marks, Nat (mgr.) 1922
Marks, Sumter 1911-12-13*-14
Marler, Seth 1999-00-01-02
Marmillion, Norman 1939
Marshall, Bob 1969-70-71
Marshall, Chris 1985-86
Marshall, O'Dell 1969-70
Marshall, Ray 1972
Marshall, Shane 1994-95-96-97*
Martin, Jon Paul 1991*
Martin, Leonidas H. 1904-09
Martinez, Augusto 1990
Martinez, Mark 1991
Martinez, Owen J. (mgr.) 1944
Marts, Lonnie 1986-87-88-89
Mason, Antonio 2002-03-04-05
Mason, Claude "Boo" 1956-57-58*
Mason, Thomas C. 1958-59-60*
Massey, A. Elmer Jr. 1928-29-30
Massey, Mark 1983
Mateen, Bamm 2001-02-03
Mattes, William 1936-37
Maxwell, Robert L. 1948
McAfee, Carl W. 1961
McAfee, Dennis 1967-68
McAfee, Howard V. 1942-43-46
McCain, Marvin J. 1944-45-46-47
McCall, Clay 1986-87-88-89
McCance, Elmer 1928-29-30
McCarroll, Eugene 1927
McClellan, Tom 1958-59
McClendon, W.H. (mgr.) 1920
McCollum, Harley 1938-39-41
McConnell, S. Logan 1914
McConnell, Timmy 1983-84
McCool, Edward, E. 1952-53
McCormick, John 1929-30-31
McCoy, James 1956
McCray, Timmy 1981-82
McCullum, Sheldon 1988-89-90
McCutchon, E. Davis (mgr.) 1917
McDaniel, John J., Jr. 1932-33-34
McDonald, J.T. 2008
McDonald, Walter V. 1940-41-42*
McDowell, Rod 1989-90-91-92
McElhannon, William C. 1951-52
McFarland, Brad 2000
McGee, Chris 2002-03-04-05
McGee, Cletus 2002
McGee, Max 1951-52-53
McGehee, Ed 1898-99
McGowan, Darren 1989-90-91-92
McGrath, James B. 1935
McGraw, Forbes 1915-16-19-20
McGraw, John 1916-17-19-20-21
McGrew, Jay 1975
McGrew, Sylvester... 1978-79-80-81*
McIntire, Larry 1961-62-63
McIntosh, Jerome 1986-87-88-89
McKay, Mike 1981-82
McKeiver, Jim 1972
McKinley, James 1987
McKinney, Jeremy 2006-07
McLaughlin, David 1984
McLean, George 1958-59-60
McLean, John Michael 1950-51*
McLean, Leal C. 1924
McLeod, Gaylord 1909-10-11-12*
McMillian, Emile 1943
McMurphy, James 2006-07-08

McNeill, Howard 1973-74-75
McWilliams, W.K. (mgr.) 1942
Meadows, Shawn 1992-93
Meaux, Craig 1976
Meissner, Russell 1993-94-95-96
Melancon, Joseph, Jr. 1965
Melancon, Shawn 1988-90-91
Melton, Buster J. 1944
Melton, Ronald 1961
Memtsas, Harold G. 1933-34-35
Menefee, James C. 1905-07-08
Menge, Francis 1932-33
Menville, John G. 1925-26-27
Meraux, Claude Joe 1914-16
Merritt, Christian 2003-04
Methvin, Dee 1976-77-78
Metzger, Danny 1993-94-95-96
Meyer, Conrad IV 1963-64-65
Michael, Danny 1985-86-87-88
Michiels, David M. 1959-60
Mickal, Larry E. 1966-67-68
Mikkelsen, Ed 1972-73-74
Milano, Marc 1991-92-93
Milfelt, Tom 1976-77
Milholland, William 1915
Milch, Mike 1989-90
Miller, Bryan 1984
Miller, Chance 1989-90-91*-92*
Miller, Charles C. 1902
Miller, Donald 1954-55-56*
Miller, Ian 2004-06
Miller, Kenneth P. 1944
Miller, G. Pat 1994-95-96
Miller, Raymond 1936-37-38*
Miller, William J. 1944
Miller, Wilson Ted Jr. 1960-61-62
Millet, Percy 1976-77-78
Minsky, Jerome 1921
Mintz, Bernard D. 1933-34-35*
Mitchell, Adrian 1999-00-01-02
Mitchell, Alan 2008
Mitchell, Joe 2001-03-04
Mitchell, Martin 1973-74-75-76
Mitchell, Zack 1974-75-76-77
Mitzel, Josh 2006
Moen, Clarence R., Jr. 1960-61-62
Molloy, Samuel C. 1944
Monget, Henry S. 1922
Monk, Marion S. 1934
Montero, Carlos 1910
Montgomery, John 1955-56-57*
Montini, Mark 1976-77-78
Moore, H. Tate 1907-08-09*
Moore, Howard A. 1966-67-68
Moore, Kevin 2007-08
Moore, Mewelde 2000-01-02*-03*
Moorhead, Adam 1994-95-96-97
Moreau, James 1935
Morgan, Edward C. 1924-25-26
Morrell, Scott 1977-78-79-80
Morris, Barry 1974-76
Morris, Craig 2003-04-05
Morore, Peter 1954
Morton, Frank 2004-05-06
Moses, Robert 1979-80-81
Moss, Charles 1970-71-72
Moss, Edmond 1894
Moss, Walter O. 1925-26
Moss, William V., Jr. 1934-35-36*
Mottram, Francis L. 1912
Mouton, Mitch 1997-98-00
Mudrich, Paul 1976-77-78
Mueller, John (mgr.) 1969
Mullen, Mike 1971-72
Muller, Charles J. 1903

Muller, Fred 1911
Mullin, Harold A. 1939-40
Mulmore, Vincent 1986-87-88-90
Mumme, F. Schott 1965-66-67
Murray, Ed 1976-77-78-79
Murray, Lewis 1972
Muse, Randy 1970-71
Myers, Paul B. 1902

N



Eddie Neal

Nagle, John A. 1919-20-21
Nance, Stewart 1975
Naquin, Arthur L. 1961
Narcisse, Nick 2001-02-03
Navarro, Jason 1994-95
Neal, Eddie 1981-82-83-84
Ned, Shawn 1986
Nelson, Edward B. 1894*
Nelson, Maurice 1985-86-87-88
Neuse, Micah 1988
Nevil, Daniel 2000-01-02-03*
Newton, T. Eugene 1955-56-57*
Nicholas, Larry M. 1962-63
Nierman, Andrew 2007-08
Nihart, Arlen A. 1949-50
Nix, John D. Jr. 1909
Nix, R.R. 1904
Nix, William 1973-74-75
Nixon, J.O. (mgr.) 1896
Nolan, Greg 1973
Norman, David J. 1925-26
Norwood, Colvin (mgr.) 1937
Norwood, Thomas S. 1903
Nosewicz, Thomas M. 1967
Nugent, Phil H. 1958-59-60
Nuss, Robert J. 1951-52*
Nutt, Richard A. 1946
Nyhan, Stanley 1937-38-39

O



Tommy O'Boyle

Oakes, Forrest E. 1914
O'Bierne, Jack 1911
O'Boyle, Thomas H. 1938-39-40*
O'Boyle, Thomas R. 1962-63-64
O'Brien, Emile W. 1947-48*
Oddo, Randy 1963
Odom, A.J. (mgr.) 1925
Odom, Troy 1935
Oechsner, George 1960-61-62
Oelkers, John 1927-28
O'Leary, Mike 1976
Olexa, Travis 2007
Olivari, Mark 1972-73-74-75*
Olsen, Ray O. 1943-44-46-47
Onofrio, John 1969*
O'Pry, Lee 1926
Ordeneaux, James 1997-98
Orth, James (mgr.) 1972
Osagiede, Sule 2008
O'Steen, Lanis 1964-65-66*
O'Steen, William L., Jr. 1958-59-60
O'Sullivan, Dennis 1995-96-97-98
Ott, Wiltz C. 1935

Owens, John J. 1940
Owens, Mike 1971-72-73*
Owens, S. Logan 1899

P



Allen Phillips

Pace, David E. 1934-35-36
Paddock, Alfred H. 1933
Page, Richard 1934-35
Page, Tate C. 1933
Painter, Joseph David 1957-58-59
Palazzo, Brad 1995-96-97-98
Palermo, Joseph P. 1920
Palermo, Pascal P. 1924-25-26
Paliscak, David 1979-1981-82
Parenton, Michael 2005-06-07-08*
Parker, Byron 2003
Parker, Ernest L. 1966-67-68*
Parker, Jimmie 1994-95
Parker, J. Porter 1894
Parks, Willie 1991-92-93-94
Partridge, James D. 1952-53
Partridge, Rex F. 1947-48-49
Passman, Charles F. (mgr.) 1959
Passyn, Ben 1995-96
Paulson, Michael 1969-70-71
Payne, Francis 1930-31-32
Payne, Frank T. 1903-04
Payne, Virgil 1920-21
Payne, William 1936-37-38
Pearce, Jonathan 1989-90
Pechon, E.E. 1943-44
Penney, William 1931
Pepper, Barrett 2003-04-05
Perez, Vic 1980-81-82-83
Perkins, R.T. 1899
Perrodin, Jean-Paul 1991-92-93-94
Perry, Derrick 1996-97
Perry, Joey 1991-92-94-95
Perry, J.R. 1896
Peterson, Terrence 2003-04-05-06
Petitbon, Richard 1957-58
Petroski, Edward J. 1951-52
Pfannkuche, Henry C. 1921
Phillipson, Eric (mgr.) 1992-93
Phillips, Allen 1997-98-99-00
Phillips, Frank W. 1921-22-23
Phillips, Jerry 1997-98-99-00*
Phillips, Milton B. 1932
Picou, Robert L. Jr. 1965
Pierce, Michael 1987-88-89*
Pinter, Tim 2000
Pisarich, Sonny 1968-69
Pitcher, H. Kenneth 1907
Pitcock, Chuck 1977-78-79-80*
Pittman, Charles R. 1951-52-54
Pizzano, Jack 1926-27-29
Pizzolatto, Nicholas 1966-67-68
Plunkett, Fred 1988-89
Poitevent, Edward 1934
Ponce de Leon, Oscar 2006
Pontius, Uwe 1965-66-67
Popko, Michael J. 1983-84
Porche, Earl J. (mgr.) 1946-47
Porter, Arthur L. 1942-46
Porter, Bryan 1991
Porter, Wade 1993
Post, A.M. (mgr.) 1898-99
Potts, John 1893
Pounders, G. Lawrence 1952



| | |
|-----------------------------|---------------|
| Pracko, Bernard F..... | 1941-42 |
| Prats, Raymond..... | 1947-48 |
| Preis, Richard D..... | 1949 |
| Preisser, Frederick..... | 1934-35-36 |
| Price, Edward J., Jr.... | 1946-47-48-49 |
| Price, Edward J., III | 1972-73 |
| Price, Jim..... | 1977-78 |
| Price, Mike..... | 1974-75*-76 |
| Price, Mitchell..... | 1987-88-89* |
| Price, Raymond..... | 1952-53-54 |
| Prosper, Thaddaeus..... | 1993-95 |
| Prout, Corey..... | 1995-96-97 |
| Pryor, Richard..... | 1973 |
| Purcell, Michael..... | 2003-04-05-06 |
| Pye, Lloyd Jr..... | 1966-67 |

Q



Ronny Quillian

| | |
|-----------------------|-------------|
| Quick, Brandt..... | 2002-03 |
| Quick, Kenny..... | 1976 |
| Quillian, Ronald..... | 1954-55-56* |
| Quinn, Harold J..... | 1918-19-20 |
| Quinn, Jonathan..... | 1994 |

R



Patrick Ramsey

| | |
|------------------------------|----------------|
| Racklin, Eric..... | 1987-88 |
| Rainold, Robert (mgr.)..... | 1929 |
| Rambis, Larry..... | 1962 |
| Ramke, Vernon Ray..... | 1949 |
| Ramsey, Patrick..... | 1999-00*-01* |
| Randall, Craig..... | 1993-94 |
| Randall, James B. Jr..... | 1944 |
| Randolph, Arthur..... | 1902 |
| Ranzinger, Matt..... | 2008 |
| Ratcliff, Gabe..... | 2004-05-06 |
| Rawson, William..... | 1957-58 |
| Ray, Edward S..... | 1921 |
| Ray, Joey..... | 2008 |
| Ray, Nick..... | 1978 |
| Raymond, Horace..... | 1994-95-96-97 |
| Raymond, Jerome H..... | 1962 |
| Read, John..... | 1931-32 |
| Reavis, Kevin..... | 1995-96-97-98 |
| Redd, Richard..... | 1968 |
| Reed, James E..... | 1919-20-21*-22 |
| Reginelli, Reginald..... | 1979-80-81-82 |
| Reginelli, Tony..... | 1955-56 |
| Reily, J.W..... | 1907 |
| Renfroe, Joseph..... | 1942-43-44 |
| Reshard, Genario..... | 1998-99-00-01 |
| Rexinger, Albert (mgr.)..... | 1961 |
| Rey, George Lloyd..... | 1952 |
| Reynolds, Edward W..... | 1960-61 |
| Reynolds, William C..... | 1944-45 |
| Rhea, Kermit..... | 1940 |
| Rhodes, Jay..... | 1982-83-85 |
| Rhymes, Kris..... | 2008 |
| Ricard, Lester..... | 2004-05-06 |
| Rice, Donny..... | 1978-79-80 |
| Rice, Lawrence R..... | 1941-42-46* |
| Rice, Tyler..... | 2007-08 |
| Richard, David..... | 1969-70 |
| Richard, Dennis..... | 1972 |
| Richard, Herschel Jr..... | 1964-65 |

| | |
|------------------------------|----------------|
| Richardson, Benjamin..... | 1938 |
| Richardson, Carl..... | 1969-71 |
| Richardson, Will Pat..... | 1930-31-32 |
| Richeson, W. Lyle..... | 1918-19-20 |
| Rideout, David N..... | 1945 |
| Riess, John (mgr.)..... | 1903 |
| Riggs, Harold L..... | 1946 |
| Riggs, William R..... | 1947-48 |
| Rigtor, Edward..... | 1893 |
| Riley, Mike..... | 1987-89-90 |
| Riley, O. Ronald..... | 1955-57 |
| Rink, Jay..... | 1987-88-89-90 |
| Ripoll, John..... | 1985-86-87-88 |
| Roach, William F..... | 1959-60-61 |
| Robb, Kirk..... | 1980-81-82 |
| Robelot, Alfred L..... | 1951-52-53* |
| Robert, Andre..... | 1979-80-81 |
| Robert, Marc..... | 1974-76 |
| Roberts, Floyd..... | 1931-32-33* |
| Roberts, Frank..... | 1979-81-82-83 |
| Roberts, Jeff..... | 1978-79-80-81 |
| Roberts, Lloyd..... | 1928-29-30* |
| Roberts, Michael..... | 2002-03 |
| Robertson, Bernard..... | 1997-98-99-00 |
| Robinson, Eddie..... | 2000 |
| Robinson, Frank..... | 1924 |
| Robinson, Frank..... | 1977-78-79-80* |
| Robinson, George H..... | 1945 |
| Robinson, Harry T. Jr..... | 1943-44 |
| Robinson, Homer..... | 1932-33-34 |
| Robinson, Kelvin..... | 1980-81-82-83 |
| Robinson, Selzer B..... | 1923 |
| Robinson, Virgil A..... | 1923-25 |
| Robinson, Zander..... | 1998-99-01 |
| Robottom, Casey..... | 2007-08 |
| Rodwig, Bobby..... | 1976-77 |
| Roehl, Frederick Howard..... | 1922-23 |
| Roeling, William P..... | 1975 |
| Rogan, John E..... | 1906-07 |
| Rogas, Dan W..... | 1947-48-49-50 |
| Rogas, Gene H..... | 1952 |
| Rogers, Derek..... | 2003-04-05-06 |
| Rogers, Jason..... | 1992-93 |
| Rokovich, John..... | 1973 |
| Roman, A.G..... | 1893 |
| Ronquillo, John..... | 1973-74-75* |
| Rose, Tommy..... | 1980-81-82-83 |
| Roseman, Frederick E..... | 1943-44 |
| Rosenthal, Victor..... | 1913-14-15-16* |
| Rottmayer, Brandon..... | 2001-02 |
| Roundtree, Alphonso..... | 1995-96-97-98 |
| Roussel, Casey..... | 1999-00-01 |
| Route, Israel..... | 2003-04-05-06 |
| Route, Larry..... | 1983-84-85-86 |
| Roux, Bill..... | 1971 |
| Rowland, David R..... | 1948 |
| Rowland, Jay N..... | 1941-42-46 |
| Rubira, S.S..... | 1895-96 |
| Rucker, Charles..... | 1927-28*-29 |
| Rudick, Gary..... | 1974-75-76* |
| Rue, Robert (mgr.)..... | 1967 |
| Rush, Gordon Jr..... | 1960-61-62 |
| Rushing, Paul E..... | 1951-52-53 |
| Ruttlege, Rick..... | 1972-73-74 |
| Ryder, Brian..... | 1989-90 |

S



Derrick Singleton

| | |
|---------------------|-------------|
| Sadowski, Mark..... | 1996 |
| Saffy, Randy..... | 1982-83-84* |

| | |
|------------------------------|--------------------|
| Saia, Robert J..... | 1951-53-54 |
| St. Junious, Warren..... | 1997 |
| Sala, Eliapo..... | 1984 |
| Salatich, Peter B..... | 1903 |
| Salazar, Xavier..... | 1996-97 |
| Sambrooks, Laine..... | 2003 |
| Sanchez, Jeff..... | 1999-00-01-02 |
| Sanchez, Scott..... | 1991-92-93-94 |
| Sanders, James..... | 1979-80-81-82 |
| Sanders, Ken..... | 1968-69-70 |
| Sanford, Mike..... | 1969-70 |
| Sapia, Scott..... | 1992 |
| Sapp, Darren..... | 2001-03-04-05 |
| Sardisco, Anthony..... | 1952-53-54-55* |
| Sauer, Leonard..... | 1937-38 |
| Saunders, Robert (mgr.)..... | 1912 |
| Sauter, Richard..... | 1986-87-88-89 |
| Savini, Mark..... | 1982-83-84 |
| Saxon, James..... | 1963-64 |
| Scafide, John..... | 1930-31-32 |
| Scaglione, Vincent..... | 1984-85-86 |
| Scelfo, Anthony..... | 2006-07 |
| Scelfo, Sam..... | 1968-69-70 |
| Schaumberger, Max M..... | 1916 |
| Schexnayder, Irving..... | 1955-56 |
| Schmitz, Wally..... | 1943-44 |
| Schneidau, Hughes..... | 1934-35-36 |
| Schneider, Leroy..... | 1944-45 |
| Schoonmaker, James W..... | 1961-62 |
| Schroeder, William..... | 1931-32-33 |
| Schubert, Scott..... | 1985 |
| Schudell, John (mgr.)..... | 1985 |
| Schuler, Steve..... | 1992-93-94-95 |
| Schwartz, Leo J..... | 1912 |
| Scofield, John..... | 1954 |
| Scott, Chris..... | 1986 |
| Scott, John S..... | 1909 |
| Scott, Nauman..... | 1908-09 |
| Scott, Reggie..... | 1976-77 |
| Scott, Reggie..... | 2005-07-08* |
| Seeling, Buddy..... | 1977 |
| Seeuws, Ford..... | 1926-28-29 |
| Senac, Ronald..... | 1954-55 |
| Sentelle, N.W..... | 1909-10* |
| Sewell, Corey..... | 1998-99-00-01 |
| Sewell, Emmanuel..... | 2000-01 |
| Sharp, Richard H..... | 1913 |
| Shaughnessy, Edward..... | 1917 |
| Shea, Harold J..... | 1952 |
| Sheffield, Richard P..... | 1948-49* |
| Shelvin, Roxie..... | 1999-00-01-02 |
| Sherer, Darrell..... | 1987-88-89-90* |
| Sheridan, Gerry..... | 1975-76-77-78* |
| Shilstone, Mackie..... | 1974 |
| Shinn, Joseph D..... | 1950 |
| Shipp, Robert..... | 1898-99 |
| Shiver, James..... | 1943 |
| Shives-Sams, Julian..... | 2005-06-07-08 |
| Shoulders, Darin..... | 1987-88-89-90* |
| Shoultz, James..... | 1953 |
| Shupak, Jim..... | 1989 |
| Sikora, John F..... | 1948-49 |
| Silipo, Joe..... | 1977-78-79 |
| Simmons, Leonard (mgr.)..... | 1967 |
| Simon, Eugene..... | 1932 |
| Simon, Robert..... | 1932-33-34 |
| Simon, Wilfred..... | 1977-78-79-80 |
| Simons, Alfred..... | 1980 |
| Simons, Claude Jr..... | 1932-33-34 |
| Simpson, Arthur B..... | 1917 |
| Sims, Bartlett..... | 1900 |
| Sims, John H..... | 1940-41-46 |
| Sims, Mike..... | 1976-77-78-79 |
| Singleton, Derrick..... | 1994-95-96-97 |
| Sippio, Darin..... | 1988-89 |

| | |
|------------------------------|-------------------|
| Sisk, Harold..... | 1969 |
| Skehan, David..... | 2005-06-07-08 |
| Smartt, Michael..... | 1991-92-93-94 |
| Smith, Benedict C..... | 1916-19-20 |
| Smith, Bernie..... | 1937-38 |
| Smith, Dean..... | 1967-68 |
| Smith, Deron..... | 1987-89-90 |
| Smith, Donald..... | 1965 |
| Smith, Ed..... | 1969-70-71 |
| Smith, Elmer L. Jr..... | 1963-64 |
| Smith, Evan..... | 2007 |
| Smith, Fred..... | 2003-04-06 |
| Smith, George..... | 1963-64-65 |
| Smith, Jeff..... | 1976 |
| Smith, John H..... | 1905-06-07-08 |
| Smith, Josh..... | 2008 |
| Smith, Merrill..... | 1900-01-02-03-04 |
| Smith, Ricky..... | 1976-77-78 |
| Smith, Samuel..... | 1996 |
| Smith, St. John F..... | 1939-40-41 |
| Smith, T. Baker..... | 1908-12 |
| Smith, Tristan..... | 2001-02-03 |
| Smith, Tyrone..... | 1979-80-81-82* |
| Smith, Wayne..... | 1981-82-83 |
| Smith, Willie..... | 1990-91-92-93 |
| Smither, Charles..... | 1934-35 |
| Snell, John..... | 1966-67-68 |
| Snyder, Rodney..... | 1992 |
| Songy, Treg..... | 1981-82-83-84 |
| Sonnier, Corey..... | 2006-07-08 |
| Sontag, Michael W..... | 1966 |
| Sowell, Jerald..... | 1993-94-95-96* |
| Spann, Tookie..... | 1985-86*-87* |
| Sparks, Cody..... | 2007-08 |
| Spencer, Charles..... | 1970 |
| Spincer, Brandon..... | 2001-03-04-05 |
| Spinella, Melvin V..... | 1959 |
| Spollen, William J..... | 1951-52-53 |
| Spring, James L..... | 1965-66-67 |
| Staid, Mike..... | 1991-92-93-94* |
| Stant, Pat..... | 1987-88-89-90 |
| Stark, Steve..... | 1969-70 |
| Stauss, Edward (mgr.)..... | 1935 |
| Stearns, Ellis J..... | 1898-99-1900-01 |
| Steeves, Michael B..... | 1964 |
| Steigerwald, Richard..... | 1963-64-65 |
| Stein, Leonard J..... | 1960-61 |
| Stein, Leonard M. Jr..... | 1940 |
| Stelly, Kasey..... | 2008 |
| Stephany, Jordan..... | 2007-08 |
| Stern, Ferdinand..... | 1903-04-05 |
| Stern, M.L..... | 1902 |
| Sternfels, Julius..... | 1963 |
| Steward, Dan (mgr.)..... | 1919 |
| Stewart, Nelson..... | 1998 |
| Still, James..... | 1981-82 |
| Stoessel, Alfred L..... | 1925-26-27 |
| Stokes, Fred..... | 1984 |
| Stolen, Alvin T..... | 1941-42-45 |
| Stopher, Gregg..... | 1980-82 |
| Strickland, Terrance..... | 1988-89-90-92 |
| Stroble, Charles..... | 1933-34 |
| Studdiford, G. Van..... | 1916 |
| Sutter, Malcolm H..... | 1919 |
| Sutton, Reggie..... | 1985-86-87 |
| Svoboda, William R..... | 1947-48-49* |
| Swanson, Grant..... | 1972 |
| Sweeney, Carleton M..... | 1957-58 |
| Szubinski, Roland..... | 1971-72-73 |



All-Time Lettermen

T



Philip Townsend

- Talbot, B. Horace 1924-25-26
- Talbot, Edmond E. 1917-19-21
- Talbot, W. Harry 1919-21-22-23*
- Tarver, Terrence 2000-01-02-03*
- Tarzetti, Gene 1956-57
- Tarzetti, Kenneth 1943-46-47
- Tate, Kevin 1983-84-85-86
- Tatje, Hank 1973-74-75
- Taulli, Torie 1998-99-00-01*
- Taylor, Hugh 1943
- Tebault, Grantland 1893
- Teeuws, Leonard 1951
- Terranova, Bubba 2002-03-04-05
- Terrebonne, Theard J. 1959-60-62
- Terry, A.T. 1907
- Tessier, George D. 1932-33-34
- Tessier, Robert A. 1932-33-34
- Tessier, William J. 1942-46
- Tetek, Bernard M. 1942
- Thames, Louis O. 1933-34-35
- Thevenot, Ross 2006-07-08**
- Thibaut, James P. 1939-40-41*
- Thibodeaux, Tom 1972-73
- Thomas, Cedric 1991-92-93-94
- Thomas, Donald 1979-81-82-83
- Thomas, Eric 1985-86
- Thomas, Farrell B. 1932-33-34
- Thomas, Glenn 1975-77
- Thomas, John 1984-85
- Thomas, Louis E. 1940-41-42
- Thomas, Louis 2005-06
- Thomas, Manuel C. 1941
- Thomas, Reece 2008**
- Thomas, Ryan 1993-94
- Thomas, Steve 1969-70-71
- Thompson, Jim 1969-70-71
- Thompson, Larry C. 1959-60
- Thompson, L.D. 1972-73
- Thompson, Ray E. 1951-52-53
- Thornhill, Mark 1988-90*-91-92*
- Thornton, Penn B. "Loot" 1918
- Thornton, Ronald 1961-62
- Tickles, Marlon 1999-00-01-02
- Tilton, Ronald 1983-84-85*
- Timken, Clayton H. 1944-45
- Timmons, Brett 1995-96-97-98
- Tingley, Kevin 1991-92-93-94
- Tinsley, Mitch 1991-92-93*
- Tipton, Darryl 1981-82-83
- Tittle, Jack A. 1939-40-41
- Tolle, Mike 1968
- Toney, James 1987-88-89
- Toulon, Nat George 1965
- Toups, Richard 1962
- Tournillon, Octave J. Jr. 1944
- Townsend, Philip 1976-77-78-79
- Trahan, James A. 1966-67-68
- Traina, Joe 2002-03-04-05
- Traina, Matt 2002-03-04-05
- Trapani, Mike 1972-73
- Treadway, Andrew 1987-88-89-90
- Trestman, Israel (mgr.) 1940
- Treuting, Steve 1972-73-74-75
- Troxclair, Wilbur 1954-55-56
- Truax, Dalton 1954-55-56*
- Truax, Mike 1971-72-73*
- Truax, Mike 1997-99-00

- Tull, Porter 1936
- Tunstall, George C. 1922-23
- Turner, Keino 1992-93-94
- Turner, Mike 1996-97-98-99
- Turner, W.E. 1901
- Turpin, H.H. 1921
- Tuyo, Ade 2004-05-06
- Tyler, Bennie Ray 1955-56-57
- Tyler, Mark 2000

U



Wil Ursin

- Underwood, G. Sellers 1913-14
- Unsworth, John E. 1920-21
- Upton, E.C. "Tick" Jr. 1929-30-31
- Upton, John R. 1900
- Upton, Miller 1937
- Ursin, Jerry 1988-89-90-92
- Ursin, Wil 1990-91-92-93

V



Cliff VanMeter

- Vairin, Nugent (mgr.) 1913
- Valls, Mike 1969-70
- VanManen, Bill 1974-75-76
- VanMeter, Cliff 1975-76
- VanMeter, Clifford 1946-47-48-49
- Vaughan, Virgil 1971-72-73
- Vaughns, Tyrone 1983-84
- Vazquez, Rafael 2008**
- Veals, Elton 1982-83
- Vela, Marcos 1991-92-93-94
- Ven Tresca, David 1965
- Verriere, Leon 1963-64-65
- Vickrey, William J. 1952-54
- Villars, Walter M. 1946-47-49
- Villere, Harold 1974-75-76-77
- Vise, Wm. Michael 1962-63-64
- Vogt, Franz 1963
- Voltapetti, Cliff 1972-74-75

W



John Washington

- Wacha, Alex 2006-08**
- Wade, Justin 2003
- Wade, Steve 1971-72-73
- Waggoner, James H. 1950
- Wainwright, Troy 2008
- Waldron, Bob 1969-70-71
- Walker, J. Mike 1968-69-70*
- Walker, Mike W. 1970-71-72
- Walker, Quealy 1927-28
- Wall, R. Wayne 1952-53
- Wall, Ralph 1984-85-86
- Wallace, David 1979
- Wallace, James O. 1966-67-68
- Waller, Alfred W. 1946-47-48
- Walls, John 1926-27-28
- Walmsley, Hardie 1894
- Walmsley, Semmes 1909-10-11*

- Walters, David 1975-76
- Walters, Paul 1963
- Walthall, William (mgr.) 1932
- Walthers, N. 1907
- Warner, Thomas 1953-54-55-57
- Warren, Brad 1995-96
- Washington, Chris 2002
- Washington, John 1972-73-74
- Washington, Lionel 1979-80-81-82*
- Washington, Preston 1985-86-87*-89
- Washington, Wyatt 1973-74-75
- Wasieleski, John 1947
- Watermeier, Daniel J. 1935
- Watkins, Henry D. Jr. 1948-49
- Watkins, William E. 1945
- Watson, Reginald E. 1925-26
- Watson, Richard E. 1935
- Watts, Tracey 1993-94-95
- Webb, R. Clyde 1906-07*-08-09
- Webster, Mason 1968
- Weidenbacher, Raymond 1951-52-53
- Weinmann, Jack (mgr.) 1948
- Wenhold, Jeffrey 1983-84-85*
- Wenzel, Clinton 1980-81-82-83*
- Wenzel, Harrison 1985-86-87
- Wenzel, Jeff 1982-83-84-85
- Wenzel, Ralph 1937-38-39
- West, William (mgr.) 1915
- Westbrook, Bryson 1997-98-00
- Westerfield, Arthur 1902
- Westerfield, George S. 1899
- Westfeldt, George G. 1898-99-00-01
- Westfeldt, George Jr. 1932-33
- Wetzel, Marty 1977-78-79-80*
- Wetzel, Troy 1984-85-86*-87
- Whately, Hugh 1928-29-30
- Whately, John 1928-29
- Whisnant, B. 1909
- White, Frank R. (mgr.) 1909
- White, Millard D. 1937-38-39
- White, Robert "Dicky" 1920-21
- White, Robert E. 1913
- White, Stanford 1997
- Whitman, Robert F. 1949
- Widemon, Alton 2003
- Wiegand, Robert 1917-20
- Wiegand, Shane 1990-91-92-93
- Wiggins, Todd 1986-87-88-89
- Wight, Bennett Allen 1924-25
- Wight, Ira A. 1893
- Wight, John A. 1917-18-19-20*
- Wilcox, Fred 1954-56
- Wilkenfeld, Allen 1969-70
- Williams, Albert 2008**
- Williams, Avery 2004-05-06-07
- Williams, Brian 1994-95-96-97*
- Williams, C.J. 1911
- Williams, Chris 2001-02
- Williams, Elmer V. (mgr.) 1949
- Williams, Eugene B. 1917-18-19
- Williams, George F. 1903-04
- Williams, Jeremy 2006-07-08**
- Williams, Richard 1982-83-84-86
- Williams, Roydell 2000-01-03-04*
- Williams, Terry 1976
- Williamson, Samuel (mgr.) 1957
- Willie, Darwin 1973-74-75
- Wills, Frank 1977-78-79
- Wills, William D. 1896
- Wilson, Cedric 2008**
- Wilson, Gordon Doc 1924-25-26
- Wilson, Harvey A. 1925-26
- Wilson, James W., Jr. 1954
- Wilson, John 1997-98-99-00
- Wilson, Troy 2006-07-08

- Winling, Frank 1921
- Wojcik, Stanley 1947
- Wolbrette, Henri, II 1940-41
- Wood, Burris D. 1910
- Wood, Ralph B. . 1900-01-02-03*-04*
- Wood, Tony 1981-82-83-84
- Woodfin, Blane 1974-75-76
- Woods, A. Alfred 1894-95*
- Woods, Edgar 1896
- Woods, Jerome 1989-91
- Woods, O'Kie 1996-97-98-99
- Woodward, Carl 1912-13-14-15
- Woodward, William 1911-12
- Worner, Henry II (mgr.) 1941
- Wright, James W. 1965-66-67
- Wright, Thomas A., Jr. 1966-68
- Wright, Troy 1985
- Wyrick, John C., III 1963

Y



Joe Young

- Yarter, Jimmy 1967-68-69
- Yeates, Namo 1908
- Youmans, Bruce 2002-03-04-05
- Young, Bruce (mgr.) 1967
- Young, Charles L. 1928-29
- Young, Francis Leo 1957-58-59*
- Young, Jay 1991
- Young, Joe 1969-70-71
- Young, John 1988-89
- Young, Matt 1989
- Yuhas, Mark 1984

Z



James Zimmerle

- Zaunbrecher, Alan 1975
- Zaunbrecher, Seth 2001-02
- Zelenka, Emmett 1954-55-56
- Zeno, Marc 1984-85-86-87
- Zimmerle, James 1954-55-56
- Zimmerman, Donald 1930-31-32
- Zimmerman, William 1963-64-65
- Zollicoffer, Allan 1943

All-Time Assistant Coaches



A

Amedee, Lynn 1971-72
Ankney, Howard "Moe" 1976-79
Arnsparger, Bill 1962-63

B

Bank, Ted 1929-34
Barbier, Darren 1999
Barclay, George 1960
Baxter, John 1994-96
Bevan, William 1936-40
Bicknell, Brud 1992-95
Bierman, Bernie 1923-24
Bird, Steve 1997-98
Blache, Greg 1976-80
Blaylock, Joe 1960-61, 1966-69
Borbely, Dave 1992-94
Boudreaux, Gerard 1969-70
Bourgeois, Andy 1970
Bratton, Jeff 1965
Burns, Burton 1995-98
Butler, Randy 1988-91

C

Calamari, Mike 1964-65
Carmody, Jim 1961-62
Cecchini, Tom 1976-77
Chachere, Garret 1999-
Christian, Duke 1988-90
Clark, Joe 1965-70
Clark, Mike 1976-78
Costantini, Lorenzo "Zo" 2004-
Cox, Ted 1927-31
Crisp, Henry 1947-49
Culpepper, Pat 1966-68

D

D'Ottavio, Bill 2004-
Dale, Ronald 1959
Dauber, Ray 1936-37
Davie, Bob 1983-84
Davis, Charles 1976-80
Davis, Greg Sr. 1985-87
Davis, Greg Jr. 2000-
Davis, Steve 1997-98
Devlin, John 1988-91
Dickinson, Joe 1999

E

Ellender, Bennie 1959-61
Eumont, Vic 1974-82, 1994-96

F

Ferro, Kenny 1991
Fesperman, W.D. "Dub" 1963-65
Fobbs, Lee 1992-93
Fitzgerald, Dennis 1981

G

Gaille, Rick 1984
Geis, Wayne "Buddy" 1978-82, 1994
Greco, Phil 1985-86
Green, John "Jack" 1954-59

H

Hafner, Doug 1962
Hagaman, Marvin 1971-75
Hall, Charles 1977-82
Hall, Garth 1983-84
Harlow, Gene 1952-53
Harris, Duriel 1983-84
Haynes, Vernon "Lefty" 1941-45
Heath, Ted 1980-84
Hoch, Vince 1987
Hopkins, Dick 1994-98
Houston, Joey 2000-2003

I

Idzik, John 1965
Imhoff, Mike 1984-86
Infante, Lindy 1976, 1979

J

Jackson, Don 1971-75
Jones, Amos 1995-96
Jones, Chuck 1992-93
Jones, Joe 1971-75

K

Karmazin, Mike 1954-58
Kawal, Al 1960-61
Kellogg, Robert 1941-42
Kelly, Kevin 1992-94
King, J.T. 1946-48
King, Vic 1984
Knowles, Winlon 1949-51
Kottemann, Stan 1953-57
Kristynik, Marv 1968-70

L

Laird, Billy 1971-75
Lautenschlaeger, Lester 1926-35
Lewis, Terry 1987
Lofton, Oscar 1973-78
Looney, Terry 1992-93

M

Maginnis, William 1958
Mahoney, Don 1999-
Mailhes, Peter 1929-41
Marich, Robert 1964
Marshall, Jim 1988
Maskill, William 1981-82
Mason, Darryl 2004-
Mazur, John 1955-57
McCarthy, Milo 1987
McCrary, Hardee 1985-91
McElreath, W.A. 1946-51
McGinnis, Pete 1999-2001

McKinney, George 1963
McManus, Jerry 1984
Menger, Johnny, 1963-64
Meyer, Ken 1981-82
Misita, Tony 1971-75, 1982
Monica, Frank 1979-82, 1989-96
Moody, Darrell 1985-87
Morris, Tom 1966-70

N

Nemeck, Murel 1945
Nunez, Tim 1985-86, 1988-91

O

O'Boyle, Tommy 1941, 1946, 1961
Oliver, David 1999-2001

P

Page, Tate 1944-45
Pihos, Pete 1960
Pilney, Andy 1946-53
Pool, Bryant 1983
Prats, Ray 1956-60
Pruett, Bob 1992-93

R

Read, John 1947-50
Rice, Lawrence 1947
Robinson, Desmond 1992-94
Rodriguez, Rich 1997-98
Roger, James 1962-63
Root, Jim 1958-59
Rouch, John 1954, 1962
Rucker, Charles 1936-42, 1944

S

Scelfo, Frank 1996-
Schottenheimer, Kurt 1983
Schumann, Eric 2002-

Seidel, Glenn 1936-40
Shaw, Bill 1985-90
Sherman, Mike 1983-84
Simons, Claude Jr. 1937-41
Smiley, Brad 2002-
Smith, Giff 1999-2003
Smith, Rick 1997-98
Smith, Thielen 1985-90, 1995-98
Steele, Dale 1981-82
Stump, Craig 1991
Symank, John 1964

T

Taylor, Trooper 1999-2003
Tippett, Howard 1964-65
Todd, Everett 1991
Tohill, Billy 1966-70
Toman, Ron 1971-75
Tomlinson, Howard 1985-87

V

Vechiarella, Jim 1978-80
Vinzant, Dennis 1945-54

W

Wallner, Fred 1963
Watson, Donald 1962
Wells, Willard 1976-78
West, Ron 1997-98
Whitman, Bob 1952-61
Withers, Everett 1991
Wolf, Raymond "Bear" 1951

Y

Yelovich, Tony 1980-83
Young, Frank 1966-70

Z

Zierlein, Larry 1988-90, 1995-96

Tulane Stadium

Prior to moving its home games to the Louisiana Superdome in 1975, the Green Wave played on campus at Tulane Stadium for 49 years.

Old Tulane Stadium held in excess of 80,000 seats and was the largest steel-constructed stadium in the world. At one time, it held the record for the largest night crowd in the history of college football (82,567 for the 1966 Tulane-LSU game) and twice saw the largest crowds in the history of Southern football (83,224 for the 1958 Tulane-LSU game and 86,598 for the 1973 Tulane-LSU contest). It served as the home of the Sugar Bowl from 1935-74 and was located on the north side of Willow Street on the Tulane campus.

Tulane Stadium was dedicated on Oct. 23, 1926, with a seating capacity of 35,000 and was expanded to 69,000 by 1937. In 1947, the final enlargement pushed the capacity to more than 80,000. It was host to the first three Super Bowls played in New Orleans (IV, VI and IX). Tulane Stadium was torn down in 1981.

(See photo page 53)



Tulane Bowl History

1932 Rose Bowl

SOUTHERN CAL 21 TULANE 12

Jan. 1, 1932 • 75,562
Rose Bowl • Pasadena, Calif.



Coach Bernie Bierman's fabulous 1931 team took an 11-0 record and an 18-game winning streak to Pasadena for the battle between the nation's two top-ranked teams.

USC scored first, as Ray Sparling went in on a six-yard reverse. Johnny Baker converted, and the Trojans led 7-0 at halftime.

Ernie Pinckert broke the Green Wave's heart in the third quarter when he raced 28 yards to paydirt on the reverse and less than a minute later, after a Tulane fumble, Pinckert again went 28 yards on the reverse to make it 21-0, Southern Cal.

Tulane came right back with a 75-yard drive capped by a pass from Don Zimmerman to Vernon Haynes to make it 21-6. The Wave missed two more scoring opportunities until Jerry Dalrymple recovered a fumble on the USC 35. Five plays later, bare-headed Wop Glover, who gained 139 yards that day, plunged three yards for the TD. The count stood at 21-12 with the Trojans hanging on for dear life, but time ran out on Tulane.

Game Summary

| | | | | | | |
|--------------|---|---|----|---|---|----|
| Tulane | 0 | 0 | 6 | 6 | — | 12 |
| Southern Cal | 0 | 7 | 14 | 0 | — | 21 |

- USC - Ray Sparling 5 run (Johnny Baker kick)
- USC - Ernie Pinckert 28 run (Baker kick)
- USC - Pinckert 28 run (Baker kick)
- TU - Vernon Haynes 7 pass from Don Zimmerman (kick blocked)
- TU - Wop Glover 3 run (pass failed)

| | <u>Tulane</u> | <u>USC</u> |
|------------------------|---------------|------------|
| First Downs | 17 | 9 |
| Rushing Yards | 290 | 198 |
| Passing Yards | 51 | 20 |
| Total Offense | 341 | 218 |
| Passing (Comp-Att-Int) | 5-21-0 | 1-6-0 |
| Fumbles-Lost | 3-2 | 2-2 |
| Penalty Yards | 30 | 20 |

1935 Sugar Bowl

TULANE 20 TEMPLE 14

Jan. 1, 1935 • 22,026
Tulane Stadium • New Orleans, La.



The first Sugar Bowl game in history matched Coach Ted Cox's SEC co-champions with Pop Warner's Temple team. Warner's club came out roaring with two first-half touchdowns to throw a scare into the hometown folks. In the first quarter, fullback Dave Smukler passed to Daniel Testa, and in the second stanza, Smuckler ran it in himself as the Owls went on top, 14-0.

But after the second Temple TD, lightning struck. The ensuing kickoff floated down to Johnny McDaniel at the 10. McDaniel, moving laterally, crossed paths with Monk Simons at the 15, and "Little Monk" took off 85 yards down the sidelines to ignite Tulane's comeback. Barney Mintz

kicked the point to make it 14-7 at halftime.

Dick Hardy made a great catch of Bucky Bryan's TD pass in the third quarter to tie the score, and in the final quarter, Hardy gathered in a deflected pass from Mintz and went 25 yards to sew it up. Tulane had won the inaugural Sugar Bowl Classic to send 22,026 fans home happy.

Game Summary

| | | | | | | |
|--------|---|---|----|---|---|----|
| Temple | 7 | 7 | 0 | 0 | — | 14 |
| Tulane | 0 | 7 | 13 | 0 | — | 20 |

- Tem - Daniel Tester 7 pass from Dave Smukler (Smukler kick)
- Tem - Smukler 3 run (Smukler kick)
- TU - Monk Simons 85 kickoff return (Barney Mintz kick)
- TU - Dick Hardy 11 pass from Bucky Bryan (Mintz kick)
- TU - Hardy 25 pass from Mintz (kick failed)

| | <u>Temple</u> | <u>Tulane</u> |
|------------------------|---------------|---------------|
| First Downs | 13 | 10 |
| Rushing (Att-Yards) | 60-182 | 42-140 |
| Passing Yards | 19 | 88 |
| Total Offense | 201 | 228 |
| Passing (Comp-Att-Int) | 3-13-1 | 8-16-1 |
| Fumbles-Lost | 2-1 | 3-2 |
| Penalties-Yards | 2-7 | 2-20 |

Tulane All-Time Bowl Results (4-6)

| SEASON | BOWL | SITE | OPPONENT | W-L | TU | OPP |
|--------|------------------|------------------|---------------------|-----|----|-----|
| 1931 | Rose | Pasadena, Calif. | Southern California | L | 12 | 21 |
| 1934 | Sugar | New Orleans, La. | Temple | W | 20 | 14 |
| 1939 | Sugar | New Orleans, La. | Texas A&M | L | 13 | 14 |
| 1970 | Liberty | Memphis, Tenn. | Colorado | W | 17 | 3 |
| 1973 | Astro-Bluebonnet | Houston, Texas | Houston | L | 7 | 47 |
| 1979 | Liberty | Memphis, Tenn. | Penn State | L | 6 | 9 |
| 1980 | Hall of Fame | Birmingham, Ala. | Arkansas | L | 15 | 34 |
| 1987 | Independence | Shreveport, La. | Washington | L | 12 | 24 |
| 1998 | Liberty | Memphis, Tenn. | Brigham Young | W | 41 | 27 |
| 2002 | Hawaii | Honolulu, Hawaii | Hawaii | W | 36 | 28 |

1940 Sugar Bowl

TEXAS A&M 14
TULANE 13

Jan. 1, 1940 • 73,000
Tulane Stadium • New Orleans



Coach Red Dawson's 1939 team came within a point of upending Texas A&M's national champions. A&M drove to the Tulane one-yard line early in the game, but the Wave held. After Tulane punted out, the Aggies drove again, and this time John Kimbrough plunged one yard for the score.

Tulane bounced back in the third quarter when Bobby Kellogg grabbed a quick kick and raced 75 yards to tie it, 7-7. In the fourth period, Tulane's Pete Mandich recovered an Aggie fumble on the A&M 32. Monette Butler, Fred Cassibry, and Harry Hays worked it into the two. Butler went in from there and Tulane was on top 13-7, but Herbie

Smith blocked the extra point.

Late in the game, A&M drove 69 yards to cut short Tulane's hopes for an upset. Walemon Price passed to Smith, who lateraled to Kimbrough. The big fullback went in for an 18-yard scoring play. Price then kicked the decisive extra point.

Game Summary

| | | | | | | |
|-----------|---|---|---|---|---|----|
| Texas A&M | 7 | 0 | 0 | 7 | — | 14 |
| Tulane | 0 | 0 | 7 | 6 | — | 13 |

A&M - John Kimbrough 1 run (Walemon Price kick)

TU - Bobby Kellogg 75 punt return (James Thibaut kick)

TU - Monette Butler 2 run (kick blocked)

A&M - Kimbrough 18 lateral from Herbie Smith (Price kick)

| | <u>Texas A&M</u> | <u>Tulane</u> |
|---------------------|----------------------|---------------|
| First Downs | 18 | 8 |
| Rushing (Att-Yards) | 48-244 | 53-193 |
| Passing Yards | 62 | 0 |
| Total Offense | 308 | 193 |
| Pass (Comp-Att-Int) | 8-15-1 | 0-4-0 |
| Fumbles-Lost | 2-2 | 1-0 |
| Penalties-Yards | 2-30 | 2-20 |

Rushing: (A&M) Kimbrough 25-159 2TD, Price 5-13, Moser 7-33, Pugh 2-8, Connatser 9-31. (TU) Kellogg 8-36, Gloden 8-19, Banker 9-18, Hays 2-23, Butler 10-55 TD, Cassibry 11-42.

Passing: (A&M) Price 8-15-1-62. (TU) Kellogg 0-2-0-0, Butler 0-1-0-0, Hays 0-1-0-0.

Receiving: (AM) Moser 2-17, Connaster 2-12, Smith 2-14, Thomason 1-14, Sterling 1-5. (TU) None.

1970 Liberty Bowl

TULANE 17
COLORADO 3

Dec. 12, 1970 • 44,640
Liberty Bowl Memorial Stadium • Memphis, Tenn.



A two-touchdown underdog to mighty Colorado, Tulane celebrated its first bowl trip in 31 years by pulling off the biggest upset of the 1970 bowl season.

Coach Jim Pittman's fired-up Green Wave drew first blood when linebacker Rick Kingrea's 44-yard interception return set up a 19-yard field goal by Lee Gibson. Colorado countered with a 32-yard field goal in the second period to tie it 3-3 at halftime.

David Abercrombie raced the second half kickoff back 66 yards to the Colorado 30 as some 8,000 Tulane fans who made the trip went wild. Runs of 16 and 13 yards by fullback Bob Marshall brought the football to the one, and Abercrombie took it over on a short plunge.

Quarterback Mike Walker guided a 57-yard drive on Tulane's first possession of the fourth quarter, and a tough defense made that 17-3 advantage stand up. The Colorado offense that averaged 422.9 yards and 30.6 points in the regular season was held to 175 yards and three points.

Game Summary

| | | | | | | |
|----------|---|---|---|---|---|----|
| Colorado | 0 | 3 | 0 | 0 | — | 3 |
| Tulane | 3 | 0 | 7 | 7 | — | 17 |

TU - Lee Gibson 19 FG

CU - Haney 32 FG

TU - David Abercrombie 2 run (Gibson kick)

TU - Abercrombie 4 run (Gibson kick)

| | <u>Colorado</u> | <u>Tulane</u> |
|------------------------|-----------------|---------------|
| First Downs | 13 | 15 |
| Rushing (Att-Yards) | 57-155 | 52-213 |
| Passing Yards | 20 | 28 |
| Total Offense | 175 | 241 |
| Passing (Comp-Att-Int) | 3-7-1 | 3-9-1 |
| Fumbles-Lost | 2-1 | 2-0 |
| Penalties-Yards | 52 | 39 |

Rushing: (CU) Arendt 29-65, Tarver 11-54, Walsh 8-26, Keyworth 6-16, Branch 1-4, Brunson 1-(-8), Stearns 1-(-2). (TU) Abercrombie 25-128 2TD, Marshall 13-87, M. Walker 10-(-10), LeBlanc 1-2, Corn 1-4, Lachaussee 2-3.

Passing: (CU) Arendt 3-7-1-20. (TU) M. Walker 3-8-1-28, Lachaussee 0-1-0-0.

Receiving: (CU) Portos 2-17, Masten 1-3. (TU) Barrios 2-31, Abercrombie 1-(-3).




Tulane Bowl History

1973 Astro-Bluebonnet Bowl

HOUSTON 47 TULANE 7

Dec. 29, 1973 • 44,358
Houston Astrodome • Houston, Texas



On the heels of a 9-2 season, Tulane headed for Houston to lock horns with a highly-touted 10-1 Cougar team.

When the Green Wave failed to score after recovering a fumble on the opening kickoff at the Houston 25, the Cougar veer offense went to work. A 75-yard run by Marshall Johnson and short plunges by Leonard Parker gave Houston a 21-0 lead late in the first half. Martin Mitchell then raced back 66 yards with a kickoff for Tulane, and Buddy Gilbert hit Tom Forner with a 32-yard pass to put the Wave back in the game, 21-7.

But Houston erupted in the second half, as Donnie McGraw ran for

two TDs, quarterback D.C. Nobles ran for one, and David Husmann added one more to make the final count 47-7.

Game Summary

| | | | | | | |
|---------|---|----|----|----|---|----|
| Tulane | 0 | 7 | 0 | 0 | — | 7 |
| Houston | 7 | 14 | 14 | 12 | — | 47 |

- UH - Marshall Johnson 75 run (Terrell kick)
- UH - Leonard Parker 1 run (Terrell kick)
- UH - Parker 3 run (Terrell kick)
- TU - Tom Forner 32 pass from Buddy Gilbert (David Falgoust kick)
- UH - D.C. Nobles 3 run (Terrell kick)
- UH - Donnie McGraw 1 run (Terrell kick)
- UH - McGraw 32 run (kick failed)
- UH - David Husmann 7 run (kick failed)

| | <u>Tulane</u> | <u>Houston</u> |
|---------------------|---------------|----------------|
| First Downs | 10 | 26 |
| Rushing (Yards) | 43-102 | 58-402 |
| Passing Yards | 71 | 253 |
| Total Offense | 173 | 655 |
| Pass (Comp-Att-Int) | 6-24-4 | 12-29-1 |
| Fumbles-Lost | 2-1 | 6-4 |
| Penalties-Yards | 4-26 | 5-55 |

Rushing: (UH) Johnson 5-114 1TD, McGraw 13-108 2TD, Parker 12-47 2TD. (TU) Bynum 12-40, Treuting 2-27, Hebert 4-24.


Passing: (UH) Nobles 8-13-0-201, Husman 4-6-1-52. (TU) S. Foley 4-16-4-32, Gilbert 2-5-0-39. **Receiving:** (UH) Willingham 3-25, Bassler 1-60, Bogan 1-33.

(TU) Forner 1-32 TD, Thibodeaux 2-19, Garza 1-17.

1979 Liberty Bowl

PENN STATE 9 TULANE 6

Dec. 22, 1979 • 50,021
Liberty Bowl Memorial Stadium • Memphis, Tenn.



A driving rainstorm throughout the contest quickly turned the game into a defensive struggle.

Penn State took the lead 3-0 in the second quarter on a 33-yard field goal by Herb Menhardt. Menhardt added a 27-yard field goal late in the second quarter to push the margin to 6-0 at halftime.

That score held throughout the third quarter, but late in the period Tulane quarterback Roch Hontas began to find the passing touch he had displayed all season. He drove the Wave to the PSU eight-yard line where Ed Murray kicked a 26-yard field goal.

With time running down Hontas cranked another drive from the TU

27 to the Lion 8, from where Murray tied the score with another 26-yard field goal with 2:40 remaining.

The Nittany Lions faced a third-and-two from midfield with less than a minute to play, but converted with a halfback pass to the Tulane 11, and Menhardt kicked a 20-yard field goal for the victory.

Game Summary

| | | | | | | |
|------------|---|---|---|---|---|---|
| Tulane | 0 | 0 | 0 | 6 | — | 6 |
| Penn State | 0 | 6 | 0 | 3 | — | 9 |

- PSU - Herb Menhardt 33 FG
- PSU - Menhardt 27 FG
- TU - Eddie Murray 26 FG
- TU - Murray 26 FG
- PSU - Menhardt 20 FG

| | <u>Tulane</u> | <u>Penn State</u> |
|---------------------|---------------|-------------------|
| First Downs | 10 | 17 |
| Rushing (Att-Yards) | 20-(-8) | 58-242 |
| Passing Yards | 210 | 95 |
| Total Offense | 202 | 337 |
| Pass (Comp-Att-Int) | 21-39-0 | 6-11-2 |
| Fumbles-Lost | 1-0 | 2-2 |
| Penalties-Yards | 5-40 | 1-5 |

Rushing: (PSU) Rocco 8-11, Guman 3-11, Suhey 19-112, Moore 13-49, Warner 14-57, Coles 1-2. (TU) Hontas 8-(-31), Christian 6-12, Reginelli 4-6, Jones 1-1, Harris 1-4.


Receiving: (PSU) Scovill 3-34, Donovan 2-53, Guman 1-8. (TU) Alexis 7-77, Holman 4-47, Anderson 2-29, Reginelli 1-5, Christian 2-(-7), Griffin 3-50, Jones 2-9.

Passing: (PSU) Rocco 5-10-2-56, Coles 1-1-0-39. (TU) Hontas 21-39-0-210.

1980 Hall Of Fame Bowl

ARKANSAS 34
TULANE 15

Dec. 27, 1980 • 30,000
Legion Field • Birmingham, Ala.



Tulane carried a 7-4 record into the Hall of Fame Bowl against an Arkansas team that had been decimated by injuries during the year. However, the walking wounded returned by game time and the Razorbacks were as good as everyone thought they would be before the season.

Arkansas jumped to a 28-0 half-time lead. The Wave defense stood tall in the second half and held the Razorbacks to two field goals, and the offense finally got untracked in the final period.

The first score by the Wave came on a 62-yard pass from Nickie Hall to Marcus Anderson. It marked the first time in school history that the

football team went to bowl games in consecutive years.

Game Summary

| | | | | | | |
|----------|----|----|---|----|---|----|
| Arkansas | 14 | 14 | 3 | 3 | — | 34 |
| Tulane | 0 | 0 | 0 | 15 | — | 15 |

- UA - Tolbert 1 run (Ordonez kick)
- UA - Anderson 80 punt return (Ordonez kick)
- UA - Clyde 9 pass from Jones (Ordonez kick)
- UA - Anderson 46 run (Ordonez kick)
- UA - Ordonez 40 FG
- TU - Marcus Anderson 62 pass from Nickie Hall (Vince Manalla kick)
- UA - Ordonez 27 FG
- TU - Robinson 1 run (Hall run)

| | <u>Arkansas</u> | <u>Tulane</u> |
|---------------------|-----------------|---------------|
| First Downs | 22 | 18 |
| Rushing (Att-Yards) | 64-383 | 31-157 |
| Passing Yards | 83 | 241 |
| Total Offense | 466 | 398 |
| Pass (Comp-Att-Int) | 5-13-1 | 16-37-2 |
| Fumbles-Lost | 0-0 | 3-2 |
| Penalties-Yards | 1-19 | 3-15 |

Rushing: (UA) Tolbert 17-73 1TD, Anderson 11-156 1TD, Jones 14-36, Douglas 10-83, Pierce 4-23, Holloway 1-13, Walters 3-21, Mistler 1-1, Rudisall 1-1, Brewer 2-1. (TU) Lewis 5-45, Reginelli 5-8, K. Robinson 6-44 1TD, J. Jones 5-38, Hall 8-4, McCray 2-18.


Passing: (UA) Jones 5-13-1-83 1TD. (TU) Hall 16-37-2-241 1TD.

Receiving: (UA) Mason 2-15, Clyde 1-9 1TD, Walters 1-36, Holloway 1-23. (TU) Lewis 3-22, Reginelli 3-31, J. Jones 1-8, Holman 4-19, Griffin 2-59, Anderson 2-88 1TD, Franz 1-14.

1987 Independence Bowl

WASHINGTON 24
TULANE 12

Dec. 19, 1987 • 41,683
Independence Stadium • Shreveport, La.



Tulane carried a 6-5 record into its first bowl appearance in seven years against a 6-4-1 Washington squad.

Washington jumped to an early 7-0 lead, but Mitchell Price raced 44 yards on a punt return to tie the score. After the Huskies scored again, Todd Wiggins connected on a 21-yard field goal to make the score 14-10. Washington went on to lead 21-10 at the half, and the only scoring in the second half came on a Husky field goal and a Tulane safety.

The game saw Terrence Jones throw for 248 yards and rush for 91. All-America receiver Marc Zeno caught seven passes for 116

Game Summary

| | | | | | | |
|------------|---|----|---|---|---|----|
| Washington | 7 | 14 | 0 | 3 | — | 24 |
| Tulane | 0 | 10 | 0 | 2 | — | 12 |

- UW - Covington 3 run (Brownlee kick)
- TU - Mitchell Price 44 punt return (Todd Wiggins kick)
- UW - Ames 5 pass from Chandler (Brownlee kick)
- TU - Wiggins 21 FG
- UW - Franklin 5 pass from Chandler (Brownlee kick)
- UW - Wyles 41 FG
- TU - Safety (Conklin kneels in end zone)

| | <u>Washington</u> | <u>Tulane</u> |
|---------------------|-------------------|---------------|
| First Downs | 22 | 21 |
| Rushing (Att-Yards) | 39-147 | 33-131 |
| Passing Yards | 249 | 248 |
| Total Offense | 396 | 379 |
| Pass (Comp-Att-Int) | 16-32-3 | 17-40-1 |
| Fumbles-Lost | 1-0 | 2-1 |
| Penalties-Yards | 10-67 | 7-73 |

Rushing: (UW) Weathersby 14-84, Jenkins 11-44, Chandler 5-23, Covington 4-12 1TD, Conklin 2-(-3), Lewis 2-(-3), Franklin 1-(-10). (TU) Jones 18-91, Allen 4-26, Pierce 5-13, Hunter 2-5, Adams 3-13, Toney 1-(-17).

Passing: (UW) Chandler 15-30-3-234 2TD, Conklin 1-2-0-15. (TU) Jones 17-40-1-246.


Receiving: (UW) Weathersby 5-64, Franklin 4-61 1TD, Slater 2-59, Ames 3-35 1TD, Jenkins 1-15, Lewis 1-15. (TU) Zeno 7-116, Pierce 2-58, McIntosh 3-17, Hunter 2-17, Adams 1-11, Nelson 1-17, Allen 1-18.



Tulane Bowl History

1998 Liberty Bowl TULANE 41 BYU 27

Dec. 31, 1998 • 52,197
Liberty Bowl Memorial Stadium • Memphis, Tenn.



Tulane capped its first 12-win season in school history with a surprisingly easy 41-27 win over WAC foe BYU in the 40th Anniversary Liberty Bowl.

In winning its first bowl game since the 1970 Liberty Bowl, the Green Wave built a 34-6 lead after three quarters against a BYU defense that was fifth nationally during the regular season.

QB Shaun King rushed for a game-high 109 yards, mostly on draw plays. King also passed for 276 yards and two touchdowns, including a 60-yard scoring strike to Kerwin Cook early in the second half to stake Tulane to a 27-6 lead.

BYU took an early 6-0 lead when

Kevin Feterik found Ben Horton in the corner of the endzone for an 11-yard scoring toss. Tulane cut that lead to 6-3 on Brad Palazzo's 31-yard field goal.

On BYU's next possession, cornerback Michael Jordan stepped in front of a Feterik pass and raced 79 yards untouched down the sideline to give the Green Wave a 10-6 lead it wouldn't relinquish.

Game Summary

| | | | | | | |
|--------|----|----|----|----|---|----|
| BYU | 6 | 0 | 0 | 21 | — | 27 |
| Tulane | 10 | 10 | 14 | 7 | — | 41 |

- BYU - Horton 11 pass from Feterik (kick failed), 8:49, 1st
- TU - Brad Palazzo 31 FG, 4:23, 1st
- TU - Michael Jordan 79 interception return (Palazzo kick), 1:35, 1st
- TU - Shaun King 3 run (Palazzo kick), 10:18, 2nd
- TU - Palazzo 23 FG, 0:41, 2nd
- TU - Kerwin Cook 60 pass from King (Palazzo kick), 13:48, 3rd
- TU - Jamaican Dartez 13 pass from King (Palazzo kick), 7:27, 3rd
- BYU - Cupp 3 run (Pochman kick), 11:38, 4th
- TU - Toney Converse 5 run (Palazzo kick), 9:24, 4th
- BYU - Cupp 18 pass from Feterik (Pochman kick), 8:06, 4th
- BYU - Mahe 3 run (Pochman kick), 1:30, 4th

| | BYU | Tulane |
|--------------------|---------|---------|
| First Downs | 20 | 28 |
| Rushing Att.-Yards | 25-54 | 41-252 |
| Passing Yards | 267 | 276 |
| Passing (C-A-I) | 27-44-1 | 23-38-0 |
| Total Offense | 321 | 528 |
| Punts-Avg. | 7-33.6 | 4-41.5 |
| Fumbles/Lost | 3/0 | 2/0 |
| Penalty-Yards | 10-110 | 8-59 |
| Time of Possession | 28:45 | 31:15 |

Rushing: (BYU) Mahe 16-70 1TD, Cupp 3-4 1TD, Snowden 1-2, Feterik 5-(-22). (TU) King 16-109 1TD, Converse 18-103 1TD, Dartez 6-28, Franklin 1-12.

Passing: (BYU) Feterik 27-44-1-267 2TD; (TU) King 23-38-0-276 2TD.

Receiving: (BYU) Horton 6-67 1TD, Sitake 5-77, Mahe 5-30, Cupp 4-30 1TD, Ofahengauae 3-42, Nuno 2-12, Rigell 1-5, Hooks 1-4; (TU) Dawson 6-83, Franklin 6-47, Cook 4-123 1TD, Burnette 3-12, Converse 3-(-2), Dartez 1-13 1TD.

2002 Hawai'i Bowl TULANE 36 HAWAI'I 28

Dec. 25, 2002 • 35,513
Aloha Stadium • Honolulu, Hawai'i



Tulane stunned the homestanding Hawai'i Warriors by scoring 26 straight points in the second and third quarters to win the inaugural Hawai'i Bowl, 36-28.

Trailing 14-6 at the half, the Green Wave put 20 points on the board to take a 26-14 lead.

Return specialist Lynaris Elpheage quickly turned things around for the Wave, taking a punt back 60 yards for Tulane's first touchdown of the day.

After Hawai'i's next drive stalled, the Warriors again punted to Elpheage. This time, he brought the ball back 56 yards to the 17-yard line. From there, J.P. Losman scored on a one-yard run and added the two-pointer, this time on a rush, to give the Wave a 20-14 lead.

The Tulane defense posted eight sacks while holding UH to 66 rushing yards and forcing three turnovers. Losman scored a pair of rushing TDs in addition to his 240 passing yards while Mewelde Moore netted 116 rushing yards.

Elpheage was named the game's MVP after totaling four punt returns for 143 yards and a pair of kickoff returns for 57 yards in addition to six tackles and a pass break-up.

Game Summary

| | | | | | | |
|---------|---|---|----|----|---|----|
| Hawai'i | 7 | 7 | 0 | 14 | — | 28 |
| Tulane | 0 | 6 | 20 | 10 | — | 36 |

- UH- Thero Mitchell 1 run (Justin Ayat kick), 10:34, 1st
- UH- Josh Galeai 2 run (Ayat kick), 8:35, 2nd
- TU- Seth Marler 22 FG, 5:01, 2nd
- TU- Marler 37 FG, 2:28, 2nd
- TU- Lynaris Elpheage 60 punt return (J.P. Losman pass failed), 10:44, 3rd
- TU- Losman 1 run (Losman rush), 6:17, 3rd
- TU- Mewelde Moore 25 run (Losman pass failed), 2:16, 3rd
- UH- Justin Colbert 57 pass from Shawn Withy-Allen (Ayat kick), 13:26, 4th
- TU- Losman 3 run (D. Davis pass from Losman), 8:54, 4th
- UH- Colbert 31 pass from Withy-Allen (Ayat kick), 5:12, 4th
- TU- Team safety, 3:02, 4th

| | Hawai'i | Tulane |
|-----------------------|-------------|-------------|
| First Downs (R-P-Pen) | 23 (4-18-1) | 25 (8-13-4) |
| Rushing Att.-Yards | 22-66 | 44-144 |
| Passing Yards | 363 | 240 |
| Passing (C-A-I) | 32-52-1 | 20-39-0 |
| Plays-Total Offense | 74-429 | 83-384 |
| Punts-Avg. | 5-53.8 | 4-47.0 |
| Fumbles/Lost | 5/2 | 3/1 |
| Penalty-Yards | 12-88 | 6-64 |
| 3rd Down Conv. | 7-of-16 | 6-of-18 |
| 4th Down Conv. | 2-of-2 | 0-of-0 |
| Time of Possession | 28:11 | 31:49 |

Rushing: (UH) Mitchell 5-38 TD, Withy-Allen 9-21, West 2-9, Galeai 1-2 TD, Owens 1-0, Chang 4-(-4); (TU) Moore 30-116 TD, Losman 12-21 2TD, Joseph 1-6, Coleman 1-1.

Passing: (UH) Withy-Allen 18-31-1-239 2TD, Chang 14-21-0-124; (TU) Losman 20-39-0-240.

Receiving: (UH) Colbert 9-158 2TD, Cockheran 9-87, Ilaoa 4-34, Owens 3-12, Komine 2-36, Herbert 2-20, West 1-14, Jackson 1-4, Mitchell 1-(-2); (TU) Moore 6-80, Narcisse 5-64, Bush 3-43, C. Davis 2-28, Hoover 1-20, D. Davis 1-6, Smith 1-0.



INDIVIDUAL RECORDS

TOTAL OFFENSE

| | | | |
|-------|-----|---------------------|-------------------|
| Plays | 58 | Terrence Jones..... | 1987 Independence |
| Yards | 385 | Shaun King..... | 1998 Liberty |

RUSHING

| | | | |
|---------------------|-----|--------------------------|--------------|
| Attempts | 30 | Mewelde Moore..... | 2002 Hawai'i |
| Yards | 128 | David Abercrombie..... | 1970 Liberty |
| Avg. (Min. 10 att.) | 8.3 | Wop Glover (14-117)..... | 1932 Rose |
| Touchdowns | 2 | David Abercrombie..... | 1970 Liberty |
| | 2 | J.P. Losman..... | 2002 Hawai'i |

PASSING

| | | | |
|-------------|------|---------------------|------------------------|
| Attempts | 40 | Terrence Jones..... | 1987 Independence |
| Completions | 23 | Shaun King..... | 1998 Liberty |
| Percentage | .605 | Shaun King..... | (23 of 38)1998 Liberty |
| Yards | 276 | Shaun King..... | 1998 Liberty |
| Touchdowns | 2 | Shaun King..... | 1998 Liberty |

RECEIVING

| | | | |
|------------|-----|-------------------|-------------------|
| Receptions | 7 | Alton Alexis..... | 1979 Liberty |
| | 7 | Marc Zeno..... | 1987 Independence |
| Yards | 123 | Kerwin Cook..... | 1998 Liberty |
| Touchdowns | 2 | Dick Hardy..... | 1935 Sugar |

SCORING

| | | | |
|----------------|---|-------------------|--------------|
| Touchdowns | 2 | by four players | |
| PATs Made | 5 | Brad Palazzo..... | 1998 Liberty |
| PAT Attempts | 5 | Brad Palazzo..... | 1998 Liberty |
| 2-Pt PATs Att. | 4 | J.P. Losman..... | 2002 Hawai'i |
| 2-Pt PATs Made | 1 | by three players | |
| FG Attempts | 5 | Seth Marler..... | 2002 Hawai'i |
| FG Made | 2 | Brad Palazzo..... | 1998 Liberty |
| | 2 | Ed Murray..... | 1979 Liberty |
| | 2 | Seth Marler..... | 2002 Hawai'i |

PUNTING

| | | | |
|---------------|------|---------------------|-----------------------|
| Punts | 9 | Howard McNeill..... | 1973 Astro-Bluebonnet |
| Yards | 353 | Howard McNeill..... | 1973 Astro-Bluebonnet |
| Avg. (Min. 5) | 43.7 | Deron Smith..... | 1987 Independence |

INTERCEPTIONS

| | | | |
|---------------|----|---------------------|-------------------|
| Interceptions | 2 | James McKinley..... | 1987 Independence |
| Yards | 79 | Michael Jordan..... | 1998 Liberty |

KICKOFF RETURNS

| | | | |
|---------------|------|------------------------------|-----------------------|
| Returns | 5 | Martin Mitchell..... | 1973 Astro-Bluebonnet |
| Yards: | 154 | Martin Mitchell..... | 1973 Astro-Bluebonnet |
| Avg. (Min. 2) | 30.8 | Martin Mitchell (5-154)..... | 1973 Astro-Bluebonnet |
| Touchdowns | 1 | Monk Simons..... | 1935 Sugar Bowl |

PUNT RETURNS

| | | | |
|---------------|------|-------------------------------|-------------------|
| Returns | 6 | Don Zimmerman..... | 1932 Rose |
| Yards | 143 | Lynaris Elpheage..... | 2002 Hawai'i |
| Avg. (Min. 2) | 35.8 | Lynaris Elpheage (4-143)..... | 2002 Hawai'i |
| Touchdowns | 1 | Bobby Kellogg..... | 1940 Sugar |
| | 1 | Mitchell Price..... | 1987 Independence |
| | 1 | Lynaris Elpheage..... | 2002 Hawai'i |

LONGEST PLAY

| | | | |
|----------------|----|-----------------------------|-------------------|
| Rush | 58 | Wop Glover..... | 1932 Rose |
| Pass | 62 | N. Hall to M. Anderson..... | 1980 Hall of Fame |
| Punt | 61 | Deron Smith (twice)..... | 1987 Independence |
| Kickoff Return | 85 | Monk Simons..... | 1935 Sugar |
| Int. Return | 79 | Michael Jordan..... | 1998 Liberty |
| Punt Return | 76 | Bobby Kellogg..... | 1940 Sugar |

TEAM RECORDS

TOTAL OFFENSE

| | | | |
|-------|-----|------------------|--------------|
| Plays | 83 | vs. Hawai'i..... | 2002 Hawai'i |
| Yards | 528 | vs. BYU..... | 1998 Liberty |

RUSHING

| | | | |
|------------|----------|-----------------------|--------------|
| Attempts | 55 | vs. Southern Cal..... | 1932 Rose |
| Yards | 279 | vs. Southern Cal..... | 1932 Rose |
| Average | 6.1 yds. | vs. BYU..... | 1998 Liberty |
| Touchdowns | 3 | vs. Hawai'i..... | 2002 Hawai'i |

PASSING

| | | | |
|---------------|------|---------------------|-----------------------|
| Attempts | 40 | vs. Washington..... | 1987 Independence |
| Completions | 23 | vs. BYU..... | 1998 Liberty |
| Percentage | .605 | vs. BYU..... | 1998 Liberty |
| Yards | 276 | vs. BYU..... | 1998 Liberty |
| Fewest Ints. | 0 | vs. four teams | |
| Interceptions | 4 | vs. Houston..... | 1973 Astro-Bluebonnet |
| Touchdowns | 2 | vs. BYU..... | 1998 Liberty |
| | 2 | vs. Temple..... | 1935 Sugar |

FIRST DOWNS

| | | | |
|---------|----|------------------|--------------|
| Total | 28 | vs. BYU..... | 1998 Liberty |
| Rushing | 14 | vs. BYU..... | 1998 Liberty |
| Passing | 13 | vs. Hawai'i..... | 2002 Hawai'i |
| Penalty | 4 | vs. Hawai'i..... | 2002 Hawai'i |

PUNTING

| | | | |
|---------|------|--------------------|--------------|
| Total | 11 | vs. Texas A&M..... | 1940 Sugar |
| Fewest | 4 | vs. BYU..... | 1998 Liberty |
| | 4 | vs. Hawai'i..... | 2002 Hawai'i |
| Yards | 374 | vs. Texas A&M..... | 1940 Sugar |
| Average | 47.0 | vs. Hawai'i..... | 2002 Hawai'i |

PENALTIES

| | | | |
|--------|---|--------------------|--------------|
| Most | 8 | vs. BYU..... | 1998 Liberty |
| Fewest | 2 | vs. Temple..... | 1935 Sugar |
| | 2 | vs. Texas A&M..... | 1940 Sugar |

KICKOFF RETURNS

| | | | |
|--------|-----|------------------|-----------------------|
| Number | 8 | vs. Houston..... | 1973 Astro-Bluebonnet |
| Yards | 225 | vs. Houston..... | 1973 Astro-Bluebonnet |

PUNT RETURNS

| | | | |
|--------------|-----|-----------------------|--------------|
| Punt Returns | 6 | vs. Southern Cal..... | 1932 Rose |
| | 6 | vs. Temple..... | 1935 Sugar |
| | 6 | vs. Texas A&M..... | 1940 Sugar |
| Yards | 143 | vs. Hawai'i..... | 2002 Hawai'i |

SCORING

| | | | |
|---------------|----|---------------------|--------------|
| Most Points | 41 | vs. BYU..... | 1998 Liberty |
| Fewest Points | 6 | vs. Penn State..... | 1979 Liberty |

INTERCEPTIONS

| | | | |
|--------|----|---------------------|-------------------|
| Number | 3 | vs. Washington..... | 1987 Independence |
| Yards | 79 | vs. BYU..... | 1998 Liberty |

DEFENSE*

| | | | |
|---------------|-----|----------------------|--------------|
| Total Yards | 175 | by Colorado..... | 1970 Liberty |
| Rushing Yards | 54 | by BYU..... | 1998 Liberty |
| Passing Yards | 19 | by Temple..... | 1935 Sugar |
| First Downs | 9 | by Southern Cal..... | 1932 Rose |

*denotes fewest allowed



Green Wave Attendance Records

SINGLE-GAME HIGHS

ALL SITES

| | Opponent | Date | Score | H/A | Attend. |
|-----|----------|-----------|----------|-----|---------|
| 1. | Alabama | 9/6/2008 | L 6-20 | A | 92,138 |
| 2. | LSU | 11/1/2008 | L 10-35 | A | 92,136 |
| 3. | LSU | 9/1/2001 | L 17-48 | A | 91,782 |
| 4. | LSU | 12/1/73 | W 14-0 | H | 86,598 |
| 5. | LSU | 12/2/72 | L 3-9 | H | 85,372 |
| 6. | Michigan | 9/30/72 | L 7-41 | A | 84,162 |
| 7. | LSU | 11/22/58 | L 0-62 | H | 83,221 |
| 8. | Alabama | 9/4/93 | W 17-31* | A | 83,091 |
| 9. | LSU | 11/19/66 | L 7-21 | H | 82,567 |
| 10. | Alabama | 9/24/94 | L 10-20 | A | 81,421 |

SUPERDOME (Tulane Games Only)

| | Opponent | Date | Score | Attendance |
|-----|-----------------|----------|---------|------------|
| 1. | LSU | 11/17/79 | L 13-24 | 73,496 |
| 2. | LSU | 11/19/77 | L 17-20 | 72,025 |
| 3. | LSU | 11/28/81 | W 48-7 | 71,546 |
| 4. | LSU | 11/22/75 | L 6-42 | 70,850 |
| 5. | LSU | 11/21/87 | L 36-41 | 70,168 |
| 6. | LSU | 11/30/85 | L 19-31 | 64,194 |
| 7. | Georgia Tech | 10/25/75 | L 0-23 | 63,333 |
| 8. | LSU | 9/29/07 | L 9-34 | 58,769 |
| 9. | Mississippi St. | 9/4/82 | L 21-30 | 53,641 |
| 10. | Georgia Tech | 10/27/79 | W 12-7 | 51,963 |

TULANE STADIUM (Tulane Games Only)

| | Opponent | Date | Score | Attendance |
|----|-----------|----------|---------|------------|
| 1. | LSU | 12/1/73 | W 14-0 | 86,598 |
| 2. | LSU | 12/2/72 | L 3-9 | 85,372 |
| 3. | LSU | 11/22/58 | L 0-62 | 83,221 |
| 4. | LSU | 11/19/66 | L 7-21 | 82,567 |
| 5. | LSU | 11/28/70 | L 14-26 | 81,233 |
| 6. | LSU | 11/26/49 | L 0-21 | 79,292 |
| 7. | Texas A&M | 1/1/40 | L 13-14 | 73,000 |
| | LSU | 11/26/60 | L 6-17 | 73,000 |

TULANE STADIUM (All Games)

| | Teams (Game) | Date | Score | Attend. |
|-----|--|----------|-------|---------|
| 1. | Tulane def. LSU (regular season) | 12/1/73 | 14-0 | 86,598 |
| 2. | LSU def. Tulane (regular season) | 12/2/72 | 9-3 | 85,372 |
| 3. | Notre Dame def. Alabama (Sugar Bowl) | 1/1/73 | 24-23 | 85,161 |
| 4. | Oklahoma def. Auburn (Sugar Bowl) | 1/1/72 | 40-22 | 84,031 |
| 5. | LSU def. Tulane (regular season) | 11/22/58 | 62-0 | 83,221 |
| 6. | Alabama def. Arkansas (Sugar Bowl) | 1/1/62 | 10-2 | 82,910 |
| 7. | LSU def. Tulane (regular season) | 1/19/66 | 21-7 | 82,567 |
| 8. | Arkansas def. Georgia (Sugar Bowl) | 1/1/69 | 16-2 | 82,113 |
| 9. | Oklahoma def. LSU (Sugar Bowl) | 1/1/50 | 35-0 | 82,000 |
| | Alabama def. Nebraska (Sugar Bowl) | 1/1/67 | 34-7 | 82,000 |
| 11. | LSU def. Tulane (regular season) | 11/28/70 | 26-14 | 81,233 |
| 12. | Mississippi def. LSU (Sugar Bowl) | 1/1/60 | 21-0 | 81,141 |
| 13. | Dallas def. Miami (Super Bowl VI) | 1/16/72 | 24-3 | 81,023 |
| 14. | Pittsburgh def. Minnesota (Super Bowl IX) | 1/12/75 | 16-6 | 80,997 |
| 15. | Kansas City def. Minnesota (Super Bowl IV) | 1/11/70 | 23-7 | 80,562 |

SEASON HIGHS

ALL GAMES (Total)

| | Year | Games (H/A) | Record | Average | Total |
|-----|------|-------------|--------|---------|---------|
| 1. | 1980 | 12 (6/6) | 7-5 | 41,132 | 493,579 |
| 2. | 1973 | 12 (7/5) | 9-3 | 40,072 | 480,865 |
| 3. | 1975 | 11 (7/4) | 4-7 | 41,485 | 456,340 |
| 4. | 1979 | 12 (6/6) | 7-5 | 37,055 | 444,659 |
| 5. | 1985 | 11 (5/6) | 1-10 | 39,770 | 437,471 |
| 6. | 1987 | 12 (6/6) | 6-6 | 36,167 | 433,998 |
| 7. | 1984 | 11 (4/7) | 3-8 | 39,065 | 429,717 |
| 8. | 1986 | 11 (7/4) | 4-7 | 38,535 | 423,889 |
| 9. | 1946 | 10 (8/2) | 3-7 | 41,851 | 418,513 |
| 10. | 2008 | 12 (6/6) | 2-10 | 34,402 | 412,820 |

ALL GAMES (Average)

| | Year | Games (H/A) | Record | Total | Average |
|-----|------|-------------|--------|---------|---------|
| 1. | 1946 | 10 (8/2) | 3-7 | 418,513 | 41,851 |
| 2. | 1975 | 11 (7/4) | 4-7 | 456,340 | 41,485 |
| 3. | 1980 | 12 (6/6) | 7-5 | 493,579 | 41,132 |
| 4. | 1973 | 12 (7/5) | 9-3 | 480,865 | 40,072 |
| 5. | 1985 | 11 (5/6) | 1-10 | 437,471 | 39,770 |
| 6. | 1960 | 10 (4/6) | 3-6-1 | 394,500 | 39,450 |
| 7. | 1984 | 11 (4/7) | 3-8 | 429,717 | 39,065 |
| 8. | 1986 | 11 (7/4) | 4-7 | 423,889 | 38,535 |
| 9. | 1981 | 11 (6/5) | 6-5 | 411,773 | 37,434 |
| 10. | 1979 | 12 (6/6) | 7-5 | 444,659 | 37,055 |

HOME GAMES (Total)

| | Year | Games | Record | Average | Total |
|-----|------|-------|--------|---------|---------|
| 1. | 1973 | 7 | 7-0 | 46,025 | 322,175 |
| 2. | 1975 | 7 | 1-6 | 44,160 | 309,120 |
| 3. | 1979 | 6 | 6-0 | 48,145 | 288,870 |
| 4. | 1946 | 8 | 3-5 | 34,334 | 274,672 |
| 5. | 1945 | 8 | 2-5-1 | 33,806 | 270,448 |
| 6. | 1981 | 6 | 4-2 | 43,884 | 263,304 |
| 7. | 1982 | 7 | 3-4 | 34,154 | 239,075 |
| 8. | 1987 | 6 | 5-1 | 39,240 | 235,440 |
| 9. | 1980 | 6 | 3-3 | 38,501 | 231,006 |
| 10. | 1986 | 7 | 3-4 | 32,029 | 224,202 |

HOME GAMES (Average)

| | Year | Games | Record | Total | Average |
|-----|------|-------|--------|---------|---------|
| 1. | 1960 | 4 | 1-2-1 | 209,000 | 52,250 |
| 2. | 1979 | 6 | 6-0 | 288,870 | 48,145 |
| 3. | 1973 | 7 | 7-0 | 322,175 | 46,025 |
| 4. | 1975 | 7 | 1-6 | 309,120 | 44,160 |
| 5. | 1981 | 6 | 4-2 | 263,304 | 43,884 |
| 6. | 1987 | 6 | 5-1 | 235,440 | 39,240 |
| 7. | 1966 | 5 | 3-1-1 | 194,220 | 38,844 |
| 8. | 1980 | 6 | 3-3 | 231,006 | 38,501 |
| 9. | 1974 | 5 | 3-2 | 185,515 | 37,103 |
| 10. | 1972 | 5 | 4-1 | 185,085 | 37,017 |

* - Alabama later forfeited game.