

TULANE BASKETBALL

2009-10 TULANE GREEN WAVE MEN'S BASKETBALL SUPPLEMENT

TABLE OF CONTENTS

RECORD BOOK

Scoring	2-9
Ranking Information	9
Field Goals	10-11
Three-Pointers	12-13
Free Throws	13-14
Rebounds	15
Assists	16
Steals & Blocks	17
Playing Time	18
Yearly Leaders	19-21
New Orleans Arena Records	22


HISTORY SECTION

Green Wave History	24-25
Retired Numbers	25
Tulane's Greatest Victories	26-27
Tulane Honors	28
Players in the Pros	29
Year-by-Year Summary/Coaching Records	30
Year-by-Year Statistics	31
Opponents Year-by-Year Statistics	32
All-Time Results	33-39
All-Time Series Records	40
All-Time Series Results	49-50
All-Time Letterwinners	51-52
Postseason Records	53
Postseason Box Scores	53-56




Scoring


2009-10 TULANE GREEN WAVE MEN'S BASKETBALL




Jerald Honeycutt



Anthony Reed




Paul Thompson




John Williams


	G	FG-FGA	Pct.	FT-FTA	Pct.	3FG	TP
1. Jerald Honeycutt	125	791-1880	.421	434-646	.672	193	2,209
1993-94	29	161-400	.403	85-125	.680	37	444
1994-95	33	204-457	.446	120-182	.659	43	571
1995-96	32	214-532	.402	103-161	.640	45	576
1996-97	31	212-491	.432	126-178	.708	68	618
2. Anthony Reed	118	802-1642	.488	259-420	.617	33	1,896
1989-90	28	209-392	.533	94-146	.658	0	514
1990-91	28	195-399	.489	59-108	.546	0	449
1991-92	31	197-413	.477	53- 85	.624	0	447
1992-93	31	201-438	.459	51- 81	.630	33	486
3. Paul Thompson	112	754-1580	.477	343-442	.776	--	1,851
1979-80	26	164- 355	.462	63- 90	.700	--	391
1980-81	27	199- 445	.447	107-133	.805	--	505
1981-82	28	172- 349	.493	68- 87	.782	--	412
1982-83	31	219- 431	.508	105-132	.795	--	543
4. John Williams	115	705-1285	.548	431-590	.731	--	1,841
1981-82	28	163-279	.584	88-133	.662	--	414
1982-83	31	151-317	.476	83-118	.703	--	385
1983-84	28	202-355	.569	140-184	.761	--	544
1984-85	28	189-334	.566	120-155	.774	--	498
5. Phil Hicks	75	672-1288	.522	242-321	.754	--	1,586
1973-74	22	181-340	.532	77-98	.786	--	439
1974-75	26	251-458	.548	89-117	.761	--	591
1975-76	27	240-490	.490	76-106	.717	--	556
6. Rayshard Allen	114	606-1057	.573	281-458	.613	12	1,505
1993-94	29	105-192	.547	44-72	.611	1	255
1994-95	32	222-364	.610	75-133	.564	6	525
1995-96	31	150-261	.575	103-162	.636	0	403
1996-97	22	129-240	.538	51-84	.607	5	322
7. Johnny Arthurs	74	614-1272	.483	273-396	.689	--	1,501
1966-67	24	146-304	.480	78-117	.667	--	370
1967-68	24	191-389	.491	83-118	.703	--	465
1968-69	26	277-579	.478	112-161	.696	--	666
8. LeVeldro Simmons	124	516-1177	.438	322-437	.737	119	1,473
1992-93	31	95-231	.411	44-74	.595	26	260
1993-94	29	130-278	.468	79-100	.790	18	357
1994-95	33	155-363	.427	110-150	.733	34	454
1995-96	32	136-305	.446	89-113	.788	41	402
9. Jim Kerwin	66	567-1438	.394	328-403	.814	--	1,462
1960-61	24	197-489	.403	99-119	.832	--	493
1961-62	22	198-445	.445	113-141	.801	--	509
1962-63	20	172-504	.341	116-143	.811	--	460
10. Pierre Gaudin	106	546-1290	.423	337-423	.797	--	1,429
1974-75	26	82-205	.400	50-65	.769	--	214
1975-76	27	170-355	.479	77-99	.778	--	417
1976-77	27	156-387	.403	126-155	.813	--	438
1977-78	26	138-343	.402	84-104	.808	--	360




Phil Hicks




Rayshard Allen



Johnny Arthurs



LeVeldro Simmons




Jim Kerwin


Scoring




2009-10 TULANE GREEN WAVE MEN'S BASKETBALL




Pierre Gaudin



Kim Lewis



John Sutter




Al Andrews


	G	FG-FGA	Pct.	FT-FTA	Pct.	3FG	TP	
11. Kim Lewis	122	461-1035	.445	351-507	.692	111	1,384	
1990-91	28	103-241	.427	79-133	.594	23	308	
1991-92	30	158-329	.480	128-176	.727	17	461	
1992-93	2	5-9	.556	5-6	.833	2	17	
1993-94	29	76-179	.425	53-73	.726	22	227	
1994-95	33	119-277	.430	86-119	.723	47	371	
12. David Gomez	118	491-951	.516	376-525	.716	21	1,379	
2004-05	27	61-120	.508	43-61	.705	2	167	
2005-06	29	120-247	.486	98-148	.662	8	346	
2006-07	30	148-283	.523	106-137	.774	2	404	
2007-08	32	162-301	.538	129-179	.721	9	462	
13. John Sutter	74	538-1203	.447	271-372	.728	--	1,347	
1968-69	26	125-273	.458	53-77	.688	--	303	
1969-70	23	214-467	.458	130-169	.769	--	558	
1970-71	25	199-463	.430	88-126	.698	--	486	
14. Al Andrews	72	564-1260	.448	217-278	.781	--	1,345	
1964-65	25	193-470	.411	87-109	.798	--	473	
1965-66	23	180-422	.427	74-89	.831	--	434	
1966-67	24	191-368	.519	56-80	.700	--	438	
15. Brandon Spann	117	432-1083	.399	283-340	.832	165	1,312	
1999-00	27	28-80	.350	17-23	.739	11	84	
2000-01	30	149-400	.373	118-140	.843	62	478	
2001-02	29	140-326	.429	62-72	.861	46	388	
2002-03	31	115-277	.415	86-105	.819	46	362	
16. Ledaryl Billingsley	115	465-959	.485	322-583	.552	12	1,264	
1997-98	27	52-118	.441	31-61	.508	0	135	
1998-99	27	107-218	.491	83-128	.648	0	297	
1999-00	31	110-228	.482	71-160	.444	0	291	
2000-01	30	196-395	.496	137-235	.583	12	541	
17. Brandon Brown	105	457-885	.516	270-432	.625	32	1,216	
1999-00	15	6-15	.400	5-8	.625	0	17	
2000-01	30	123-246	.500	106-166	.639	1	353	
2001-02	29	167-302	.553	82-131	.626	12	428	
2002-03	31	161-322	.500	77-127	.606	19	418	
18. Carlin Hartman	119	441-838	.526	296-449	.659	2	1,180	
1990-91	28	77-157	.490	71-103	.689	0	225	
1991-92	31	107-210	.510	66-91	.725	1	281	
1992-93	31	133-253	.526	100-157	.637	0	366	
1993-94	29	124-218	.569	59-98	.602	1	308	
19. Jim Riffey	100	519		141		--	1,179	
1946-48			Stats not available					
1948-49	26	152		47		--	351	
1949-50	21	134		45		--	305	
20. Waitari Marsh	114	423-1004	.421	240-336	.714	66	1,152	
1998-99	27	61-160	.381	42-66	.636	40	167	
1999-00	31	94-240	.392	52-79	.658	16	247	
2001-02	29	122-279	.437	83-110	.755	7	343	
2002-03	27	146-325	.449	63-81	.778	3	395	



Brandon Spann




Ledaryl Billingsley



Brandon Brown



Carlin Hartman




Jim Riffey




Scoring


2009-10 TULANE GREEN WAVE MEN'S BASKETBALL




Waitari Marsh



Terry Habig




Mel Payton



Jack Ardon

	G	FG-FGA	Pct.	FT-FTA	Pct.	3FG	TP
<u>21. Terry Habig</u>	73	441-846	.521	257-317	.811	--	1,139
1966-67	24	139-268	.519	59-76	.776	--	337
1967-68	24	156-276	.565	100-121	.826	--	412
1968-69	25	146-302	.483	98-120	.817	--	390
<u>22. Mel Payton</u>	96	483		171		--	1,137
1947-48				Stats not available			
1948-49				Stats not available			
1949-50				Stats not available			
1950-51	24	160		78		--	398
<u>23. Quincy Davis</u>	105	432-749	.576	238-359	.662	7	1,109
2005-06	29	147-253	.581	85-127	.669	2	381
2004-05	28	153-250	.612	72-105	.686	5	383
2003-04	28	112-210	.533	74-116	.638	0	298
2002-03	20	20-36	.556	7-11	.636	0	47
<u>24. Jack Ardon</u>	70	429		248		--	1,106
1959-60	24	139-382	.363	84-120	.700	--	362
1960-61	24	152-368	.413	91-115	.791	--	395
1961-62	22	138		73		--	349
<u>25. Kevin Sims</u>	93	322-800	.403	316-386	.820	133	1,093
2006-07	30	88-224	.393	88-108	.815	36	300
2007-08	32	113-290	.390	118-143	.825	46	390
1980-81	31	121-286	.423	110-135	.815	51	403
<u>26. Joe Holston</u>	105	448-950	.472	181-283	.640	--	1,077
1978-79	26	113-257	.440	45-69	.652	--	271
1979-80	27	152-322	.472	45-80	.563	--	349
1980-81	26	118-255	.463	50-73	.685	--	286
1981-82	26	65-116	.560	41-61	.672	--	171
<u>27. Jeff Cummings</u>	54	437-906	.482	178-292	.610	--	1,052
1975-76	27	217-431	.503	99-145	.683	--	533
1976-77	27	220-475	.463	79-147	.537	--	519
<u>28. G.J. Hunter</u>	115	371-911	.407	219-306	.716	88	1,049
1989-90	28	116-290	.400	49-71	.690	22	303
1990-91	25	73-172	.424	42-55	.764	15	203
1991-92	31	79-202	.391	35-48	.729	27	220
1992-93	31	103-247	.417	93-132	.705	24	323
<u>29. Hal Cervini</u>	84	332-904	.367	377-514	.733	--	1,041
1951-52	24	74-230	.336	41-66	.621	--	189
1952-53	17	57-146	.390	70-91	.769	--	184
1953-54	23	103-259	.397	133-171	.777	--	339
1954-55	20	98-269	.363	133-186	.715	--	329
<u>30. Vic Klinker</u>	64	326		360-426	.845	--	1,012
1957-58	16	82		110		--	274
1958-59	24	129-329	.392	124-153	.810	--	382
1959-60	24	115		126		--	356




Joe Holston




Jeff Cummings



G.J. Hunter



Hal Cervini



Vic Klinker



TEAM RECORDS

Most Points

Game: 126 vs. Dillard, Jan. 11, 1973
 Half: 70 vs. Dillard, Jan. 11, 1973
 Season: 2,546, 1991-92 (31 games); 1994-95 (33 games)

Most Points Allowed

Game: 121 vs. Northwestern, Dec. 19, 1966
 Season: 2,418, 2001-02 (30 games)

Fewest Points

Game: 30 vs. Rice, Dec. 2, 1982 (since 1949)
 Season: 1,356, 1952-53 (20 games)

Fewest Points Allowed

Game: 30 vs. Morris Brown, Jan. 4, 2003 (since 1949)
 Season: 1,535, 1983-84 (28 games)

Season Scoring Average

Highest: 88.4, 1966-67 (24 games)
 Lowest: 58.4, 1947-48 (26 games)

Most Points

Rank	Points	Season	Rank	Points	Season
1.	2,546	1991-92	1.	1,356	1952-53
2.	2,546	1994-95	2.	1,440	1954-55
3.	2,478	1995-96	3.	1,520	1947-48
4.	2,352	1992-93	4.	1,528	1957-58
5.	2,297	1996-97	5.	1,605	1953-54

Fewest Points

Rank	Points	Season	Rank	Points	Season
1.	1,356	1952-53	1.	1,356	1952-53
2.	1,440	1954-55	2.	1,440	1954-55
3.	1,520	1947-48	3.	1,520	1947-48
4.	1,528	1957-58	4.	1,528	1957-58
5.	1,605	1953-54	5.	1,605	1953-54

Highest Average

Rank	Average	Season	Rank	Average	Season
1.	88.4	1966-67	1.	58.4	1947-48
2.	88.2	1968-69	2.	60.6	1983-84
3.	86.2	1970-71	3.	62.4	1984-85
4.	84.7	1975-76	4.	63.2	2005-06
5.	82.1	1991-92	5.	64.4	1957-58; 1979-80


Lowest Average

Rank	Average	Season	Rank	Average	Season
1.	58.4	1947-48	1.	58.4	1947-48
2.	60.6	1983-84	2.	60.6	1983-84
3.	62.4	1984-85	3.	62.4	1984-85
4.	63.2	2005-06	4.	63.2	2005-06
5.	64.4	1957-58; 1979-80	5.	64.4	1957-58; 1979-80

INDIVIDUAL RECORDS

Points

Game: 45, Jim Kerwin vs. Southeastern La., Feb. 1, 1961
 Half: 31, Jim Kerwin vs. Southeastern La., Feb. 1, 1961
 Consecutive: 28, Jim Kerwin vs. Southeastern La., Feb. 1, 1961
 Season: 666, Johnny Arthurs, 1966-67 (26 games)
 Career: 2,209, Jerald Honeycutt, 1993-97 (125 games)



The 1991-92 Tulane team scored the most points in a single season (2,546) en route to the school's first ever NCAA tournament appearance.

100-POINT GAMES

	Pts	Opponent	Date	Site	Result, Score
1.	126	Dillard	1/11/73	Fogelman	W, 126-111
2.	122	Prairie View	12/3/94	Fogelman	W, 122-58
3.	120	Prairie View	11/27/91	Fogelman	W, 120-64
4.	118	Roosevelt	12/12/81	Fogelman	W, 118-58
	118	Yale	1/3/67	Fogelman	W, 118-106
6.	117	Denver	1/12/78	Denver	W, 117-93
7.	116	Northwestern	12/19/66	Fogelman	L, 116-121
8.	114	LSU	2/9/70	Baton Rouge	L, 114-127
	114	Texas Tech	12/16/68	Fogelman	W, 114-91
10.	113	Prairie View	11/24/95	Fogelman	W, 113-72
11.	111	Lehigh	12/29/93	Fogelman	W, 111-59
	111	Robert Morris	12/5/77	Fogelman	W, 111-76
	111	Southern Miss	1/12/76	Fogelman	W, 111-86
	111	DePauw	2/20/67	Fogelman	W, 111-80
15.	110	Pittsburgh	2/1/69	Fogelman	W, 110-89
	110	LSU	2/10/69	Fogelman	W, 110-94
	110	Mississippi St.	2/6/56	Fogelman	W, 110-72
18.	109	Roosevelt	12/10/80	Fogelman	W, 109-63
	109	Roosevelt	11/28/78	Fogelman	W, 109-84
	109	Indiana State	12/14/70	Fogelman	W, 109-96
	109	Air Force	2/10/68	Fogelman	W, 109-81
22.	108	Texas	12/11/68	Fogelman	W, 108-95
	108	Rice	12/9/68	Fogelman	W, 108-88
	108	Texas Wesleyan	12/3/60	Fogelman	W, 108-89
25.	107	Prairie View	12/30/92	Fogelman	W, 107-74
	107	Southern (NO)	1/31/76	Fogelman	W, 107-72
	107	Valparaiso	3/3/69	Fogelman	W, 107-90
	107	Mississippi	2/3/62	Fogelman	W, 107-77
	107	Deporte Mexico	1/3/55	Fogelman	W, 107-55
30.	106	U. of South	1/13/82	Fogelman	W, 106-57
	106	North Carolina	2/14/76	Superdome	L, 106-113, ot
	106	Louisiana College	12/1/66	Fogelman	W, 106-96
33.	105	Okla. City	11/28/80	Memphis	W, 105-81
	105	Southern Miss	1/13/73	Fogelman	W, 105-100, ot
	105	Miami, Fla.	1/29/70	Fogelman	W, 105-90
	105	S'western (Tenn.)	12/1/62	Fogelman	W, 105-71
37.	104	S.E. Louisiana	11/29/97	Fogelman	W, 104-73
	104	S.E. Louisiana	2/7/94	Fogelman	W, 104-67
	104	Nicholls St.	12/9/82	Fogelman	W, 104-48
	104	Sewanee	12/1/72	Fogelman	W, 104-71
	104	Fla. Southern	12/5/67	Fogelman	W, 104-72
42.	103	Savannah State	12/20/02	Fogelman	W, 103-47
	103	SMU	12/5/92	Fogelman	W, 103-92, ot
	103	North Carolina	12/23/77	Superdome	L, 103-108
	103	N. Michigan	12/2/68	Fogelman	W, 103-89
45.	102	Prairie View	12/4/93	Fogelman	W, 102-48
	102	Samford	12/3/66	Fogelman	L, 102-104, ot
	102	Mississippi	2/22/57	Fogelman	W, 102-74
	102	Florida	2/22/52	Fogelman	W, 102-77
49.	101	The Citadel	1/26/76	Charleston, S.C.	W, 101-85
	101	LSU	12/14/68	B. Rouge	W, 101-99, 2ot
51.	100	Mt. St. Mary's	12/30/95	Fogelman	W, 100-79
	100	Texas Christian	1/24/77	Fogelman	W, 100-82
	100	Denver	1/24/76	Denver	W, 100-86, ot
	100	Southern Miss	1/30/75	Hattiesburg	W, 100-86
	100	South Dakota	12/7/70	Fogelman	W, 100-77



Scoring

2009-10 TULANE GREEN WAVE MEN'S BASKETBALL

CAREER LEADERS

Scoring Average

1.	22.15	Jim Kerwin (1960-63)
2.	21.15	Phil Hicks (1973-76)
3.	20.28	Johnny Arthurs (1966-69)
4.	19.48	Jeff Cummings (1975-77)
5.	18.68	Al Andrews (1964-67)
6.	18.20	John Sutter (1968-71)
7.	17.67	Jerald Honeycutt (1993-97)
8.	16.53	Paul Thompson (1979-83)
9.	16.07	Anthony Reed (1989-93)
10.	16.01	John Williams (1981-85)

Double-Doubles (points/rebounds or points/assists)

1.	38	Jeff Cummings (1975-77)
2.	35	Paul Thompson (1979-83)
3.	26	Anthony Reed (1989-93)
4.	22	Jerald Honeycutt (1993-97)
5.	19	Ledaryl Billingsley (1997-01)
6.	18	John Williams (1981-85)
	18	Rayshard Allen (1993-97)
8.	17	Micah Blunt (1978-81)
9.	13	Linton Johnson (1998-01)
10.	11	Carlos Zuniga (1975-79)

20-Point Games

1.	51	Jerald Honeycutt (1993-97)
2.	36	John Williams (1981-85)
3.	33	Paul Thompson (1979-83)
4.	32	Anthony Reed (1989-93)
5.	27	Jeff Cummings (1975-77)
6.	22	Pierre Gaudin (1975-78)
7.	19	Rayshard Allen (1993-97)
8.	16	Ledaryl Billingsley (1997-01)
9.	13	Kim Lewis (1991-96)
	13	LeVeldro Simmons (1992-96)
	13	David Gomez (2004-08)

SCORING BY CLASS

Single-Game Points

Freshman:	32, Anthony Reed vs. Tennessee Tech, Dec. 8, 1989
Sophomore:	45, Jim Kerwin vs. Southeastern La., Feb. 1, 1961
Junior:	41, Jim Kerwin vs. Mississippi, Feb. 3, 1962
Senior:	42, John Kardzionak vs. Dillard, Jan. 11, 1973

Single-Season Points

Freshman:	514, Anthony Reed, 1989-90 (28 games)
Sophomore:	571, Jerald Honeycutt, 1994-95 (33 games)
Junior:	591, Phil Hicks, 1974-75 (26 games)
Senior:	666, Johnny Arthurs, 1968-69 (26 games)

Single-Season Scoring Average

Freshman:	18.4, Anthony Reed, 1989-90
Sophomore:	20.5, Jim Kerwin, 1960-61
Junior:	24.3, John Sutter, 1969-70
Senior:	25.6, Johnny Arthurs, 1968-69

Double-Doubles (points/rebounds or points/assists)

Freshman:	6, Micah Blunt, 1978-79 (27 games)
	6, Anthony Reed, 1989-90 (28 games)
Sophomore:	16, Paul Thompson, 1980-81 (27 games)
Junior:	19, Jeff Cummings, 1975-76 (27 games)
Senior:	19, Jeff Cummings, 1976-77 (27 games)

20-Point Games

Freshman:	12, Anthony Reed, 1989-90 (28 games)
Sophomore:	14, Jerald Honeycutt, 1994-95 (33 games)
Junior:	15, Michael Christian, 1989-90 (26 games)
Senior:	17, Jerald Honeycutt, 1996-97 (31 games)

SINGLE-SEASON LEADERS

Scoring Average

1.	25.6	Johnny Arthurs (1968-69)
2.	24.3	John Sutter (1969-70)
3.	23.1	Jim Kerwin (1961-62)
4.	23.0	Jim Kerwin (1962-63)
5.	22.7	Phil Hicks (1974-75)
6.	20.6	Phil Hicks (1975-76)
7.	20.5	Jim Kerwin (1960-61)
8.	20.1	Calvin Grosscup (1956-57)
9.	19.96	Jeff Morris (1971-72)
10.	19.95	Phil Hicks (1973-74)

Double-Doubles (points/rebounds or points/assists)

1.	19	Jeff Cummings (1975-76)
	19	Jeff Cummings (1976-77)
3.	18	Phil Hicks (1975-76)
4.	16	Paul Thompson (1980-81)
5.	12	Ledaryl Billingsley (2000-01)
6.	10	Jerald Honeycutt (1994-95)
7.	9	Linton Johnson (2000-01)
	8	Anthony Reed (1990-91)
9.	7	Paul Thompson (1981-82)
	7	Paul Thompson (1982-83)

20-Point Games

1.	17	Jerald Honeycutt (1996-97)
2.	16	Phil Hicks (1975-76)
3.	15	Michael Christian (1989-90)
4.	14	Jeff Cummings (1976-77)
	14	John Williams (1983-84)
	14	Jerald Honeycutt (1994-95)
7.	12	Paul Thompson (1980-81)
	12	Anthony Reed (1989-90)
	12	Jerald Honeycutt (1995-96)
	12	Ledaryl Billingsley (2000-01)

Consecutive: 6, Jeff Cummings, Jan. 28, 1977 to Feb. 24, 1977
6, Jerald Honeycutt, Dec. 19, 1996 to Jan. 8, 1997

SINGLE-SEASON SCORING

The 600 Club

	Name	Year	G	FG	3FG	FT	TP	Avg.
1.	Johnny Arthurs	1968-69	26	277	--	112	666	25.6
2.	Jerald Honeycutt	1996-97	31	212	68	126	618	19.9

The 500 Club

	Name	Year	G	FG	3FG	FT	TP	Avg.
3.	Phil Hicks	1974-75	26	251	--	89	591	22.7
4.	Jerald Honeycutt	1995-96	32	214	45	103	576	18.0
5.	Jerald Honeycutt	1994-95	33	204	43	120	571	17.3
6.	John Sutter	1969-70	23	214	--	130	558	24.3
7.	Phil Hicks	1975-76	27	240	--	76	556	20.6
8.	John Williams	1983-84	28	202	--	140	544	19.4
9.	Paul Thompson	1982-83	31	219	--	105	543	17.5
10.	Ledaryl Billingsley	2000-01	30	196	12	137	541	18.0
11.	Jeff Cummings	1975-76	27	217	--	99	533	19.7
12.	Rayshard Allen	1994-95	32	222	6	75	525	16.4
13.	Jeff Morris	1971-72	26	155	--	209	519	20.0
	Jeff Cummings	1976-77	27	220	--	79	519	19.2
15.	Anthony Reed	1989-90	28	209	0	96	514	18.4
16.	Jim Kerwin	1961-62	22	198	--	113	509	23.1
17.	Paul Thompson	1980-81	27	199	--	107	505	18.7
18.	Michael Christian	1989-90	26	172	77	81	502	19.3



The 400 Club

	Name	Year	G	FG	3FG	FT	TP	Avg.
19.	John Williams	1984-85	28	189	--	120	498	17.8
20.	Jim Kerwin	1960-61	24	197	--	99	493	20.5
21.	Anthony Reed	1992-93	31	201	33	51	486	15.7
	John Sutter	1970-71	25	199	--	88	486	19.4
23.	Calvin Grosscup	1956-57	24	205	--	73	483	20.1
24.	John Kardzionak	1972-73	26	180	--	119	479	18.4
25.	Brandon Spann	2000-01	30	149	62	118	478	15.9
26.	Al Andrews	1964-65	25	193	--	87	473	18.9
27.	Johnny Arthurs	1967-68	24	191	--	83	465	19.4
28.	David Gomez	2007-08	32	162	9	129	462	14.4
29.	Kim Lewis	1991-92	30	158	17	128	461	15.4
30.	Jim Kerwin	1962-63	20	172	--	116	460	23.0
31.	LeVeldro Simmons	1994-95	33	155	34	110	454	13.8
32.	Anthony Reed	1990-91	28	195	0	59	449	16.0
33.	Anthony Reed	1991-92	31	197	0	53	447	14.4
34.	Jerald Honeycutt	1993-94	29	161	37	85	444	15.3
	Byron Mouton	1997-98	29	142	53	107	444	15.3
36.	Phil Hicks	1973-74	22	181	--	77	439	20.0
37.	Pierre Gaudin	1976-77	27	156	--	126	438	16.2
	Al Andrews	1966-67	24	191	--	56	438	18.3
39.	Dave Renfro	1973-74	26	183	--	69	435	16.7
40.	Brandon Brown	2001-02	29	167	12	82	428	14.8
41.	Brandon Brown	2002-03	31	161	19	77	418	13.5
42.	Pierre Gaudin	1975-76	27	170	--	77	417	15.4
43.	John Williams	1981-82	28	163	--	88	414	14.8
44.	Sterling Davis	1999-00	31	149	13	103	414	13.4
45.	Terry Habig	1967-68	24	156	--	100	412	17.2
	Paul Thompson	1981-82	28	172	--	68	412	14.7
47.	David Gomez	2006-07	30	148	2	106	404	13.5
48.	Rayshard Allen	1995-96	31	150	0	103	403	13.0
	Kevin Sims	2008-09	31	121	51	110	403	13.0
50.	Bob Davidson	1962-63	22	151	--	110	402	18.2
	LeVeldro Simmons	1995-96	32	136	41	89	402	12.6

THE 300 CLUB

	Name	Year	G	FG	3FG	FT	TP	Avg.
52.	Calvin Grosscup	1955-56	22	166	--	67	399	18.1
53.	Mel Payton	1950-51	24	160	--	78	398	16.6
	Ernie Losch	1972-73	25	151	--	96	398	15.9
55.	Jack Ardon	1960-61	24	152	--	91	395	16.5
56.	Don Holt	1951-52	24	157	--	81	395	16.5
	Waitari Marsh	2002-03	27	146	40	63	395	14.6
58.	Linton Johnson	2000-01	30	153	29	59	394	13.1
59.	Paul Thompson	1979-80	26	164	--	63	391	15.0
60.	Terry Habig	1968-69	25	146	--	98	390	15.6
	Kevin Sims	2007-08	32	113	46	118	390	12.2
62.	Brandon Spann	2001-02	29	140	46	62	388	13.4
63.	John Williams	1982-83	31	151	--	83	385	12.4
64.	Quincy Davis	2004-05	28	153	5	72	383	13.7
65.	Vic Klinker	1958-59	24	129	--	124	382	15.8
66.	Quincy Davis	2005-06	29	147	2	85	381	13.1
67.	Stan Stumpf	1955-56	24	142	--	93	377	15.7
	Dale Gott	1963-64	21	158	--	61	377	18.0
69.	Tom Murphy	1956-57	24	125	--	121	371	15.4
	Kim Lewis	1994-95	33	119	47	86	371	11.2
71.	Johnny Arthurs	1966-67	24	146	--	78	370	15.4
	David Whitmore	1991-92	29	134	28	74	370	12.8
73.	Roy Stoll	1955-56	24	141	--	87	369	15.3
74.	Don Holt	1950-51	23	144	--	80	368	16.0
75.	Carlin Hartman	1992-93	31	133	0	100	366	11.8
76.	Carlos Zuniga	1977-78	27	156	--	53	365	13.5
77.	Chris Cameron	1996-97	31	128	35	74	365	11.8
78.	Jack Ardon	1959-60	24	139	--	84	362	15.1
	Brandon Spann	2002-03	31	115	46	86	362	11.7
	Pierre Gaudin	1977-78	26	138	--	84	360	13.8
80.	LeVeldro Simmons	1993-94	29	130	18	79	357	12.3
82.	Vic Klinker	1959-60	24	115	--	126	356	14.8
83.	Brandon Brown	2000-01	30	123	1	106	353	11.8
84.	Bob Davidson	1963-64	23	124	--	104	352	15.3
85.	Jim Riffey	1948-49	26	152	--	47	351	13.5
86.	Harold Sylvester	1970-71	26	137	--	76	350	13.5
	Michael Christian	1990-91	28	123	52	52	350	12.5
88.	Joe Holston	1979-80	27	152	--	45	349	12.9
	Jack Ardon	1961-62	22	138	--	73	349	15.8
	Stan Stumpf	1956-57	24	116	--	115	347	14.4
90.	David Gomez	2005-06	29	120	8	98	346	11.9
92.	Arthur Bibbs	1976-77	26	134	--	77	345	13.3

93.	Waitari Marsh	2001-02	29	122	16	83	343	11.8
94.	Hal Cervini	1953-54	23	103	--	133	339	14.7
	Matt Greene	1992-93	30	142	--	55	339	11.3
96.	Terry Habig	1966-67	24	139	--	59	337	14.0
97.	Kris Richard	2008-09	31	123	22	65	333	10.7
98.	Warren Perkins	1948-49	26	121	--	88	330	12.6
99.	Hal Cervini	1954-55	20	98	--	133	329	16.4
100.	Dale Gott	1962-63	22	135	--	56	326	14.8
101.	Robinson Louisme	2009-09	31	129	--	67	325	10.5
102.	Bobby Jones	1978-79	27	138	--	48	324	12.0
	Dylan Osean	1999-00	31	106	48	103	324	10.5
104.	G.J. Hunter	1992-93	31	103	24	93	323	10.4
105.	Alex Athas	1946-47	28	124	--	78	322	11.5
	Rayshard Allen	1996-97	22	129	5	59	322	14.6
107.	Gary Stoll	1958-59	24	131	--	59	321	13.3
108.	Warren Perkins	1946-47	28	128	--	64	320	11.4
	Bill Fitzgerald	1966-67	24	124	--	72	320	13.3
110.	Warren Perkins	1947-48	25	117	--	80	314	12.2
111.	Virgil Risner	1948-49	26	133	--	46	312	12.0
	Bruce Bolyard	1971-72	26	125	--	62	312	12.0
	Robinson Louisme	2007-08	32	127	1	57	312	9.8
114.	Chris Moore	2006-07	30	100	50	59	309	10.3
115.	Morris Jordan	1999-00	31	125	4	54	308	9.9
	Carlin Hartman	1993-94	29	124	1	59	308	10.6
	Kim Lewis	1990-91	28	103	23	79	308	11.0
	Dan Moeser	1965-66	25	113	--	82	308	12.3
119.	Jim Riffey	1949-50	21	134	--	45	305	14.5
	Arthur Bibbs	1975-76	27	135	--	35	305	11.3
	Micah Blunt	1980-81	26	115	--	75	305	11.7
122.	Dick O'Brien	1958-59	24	112	--	80	304	12.6
	Taylor Rochestie	2004-05	28	106	41	51	304	10.9
124.	John Sutter	1968-69	26	125	--	53	303	11.7
	G.J. Hunter	1989-90	28	116	22	49	303	10.8
	Chris Cameron	1995-96	32	114	20	55	303	9.5
127.	Dan Moeser	1966-67	24	107	--	88	302	12.6
	Bill Fitzgerald	1967-68	22	112	--	78	302	13.7
129.	Kevin Sims	2006-07	30	88	36	88	300	10.0

The 40-Point Club

	TP	Name	FG	3FG	FT
1.	45	Jim Kerwin vs. Southeastern La., Feb. 1, 1961	20	-	5
2.	42	John Kardzionak vs. Dillard, Jan. 11, 1973	18	-	6
3.	41	Johnny Arthurs vs. Wyoming, Dec. 28, 1968	15	-	11
	41	Calvin Grosscup vs. Mississippi St., Feb. 6, 1956	15	-	11
	41	Phil Hicks at Samford, Feb. 7, 1974	19	-	3
	41	Jim Kerwin vs. Mississippi, Feb. 3, 1962	17	-	7
	41	Ernie Losch vs. Utah State, Jan. 6, 1973	15	-	11

The 30-Point Club

	TP	Name	FG	3FG	FT
8.	38	Ledaryl Billingsley vs. Charlotte, Feb. 14, 2001 (ot)	14	3	7
	38	Phil Hicks vs. Dillard, Feb. 19, 1975	15	-	8
	38	Jerald Honeycutt vs. Xavier (Ohio), Jan. 16, 1997	16	5	1
11.	37	John Arthurs at Georgia Tech, Feb. 15, 1969	15	-	7
	37	Jim Kerwin vs. Kentucky, Jan. 12, 1963	16	-	5
13.	36	John Arthurs vs. Texas, Dec. 11, 1968	18	-	0
	36	Phil Hicks vs. The Citadel, Jan. 8, 1975	15	-	6
	36	Phil Hicks vs. North Carolina, Feb. 14, 1976 (4ot)	16	-	4
	36	Jerald Honeycutt vs. Lafayette, Dec. 28, 1996	13	5	5
	36	Craig Spitzer at Mississippi State, Feb. 1, 1965	17	-	2
	36	John Sutter vs. Miami (Fla.), Jan. 29, 1970	13	-	10
	36	John Sutter at Louisiana State, Feb. 10, 1970	16	-	4
20.	35	Michael Christian at Virginia Tech, Feb. 10, 1990	12	3	8
	35	Calvin Grosscup vs. Auburn, Feb. 20, 1956	15	-	5
	35	Calvin Grosscup vs. Seattle, Dec. 27, 1956	15	-	5
	35	Jim Kerwin at Rice, Dec. 11, 1961	14	-	7
	35	John Sutter vs. Indiana State, Dec. 14, 1970	16	-	3
	35	John Sutter vs. Virginia Tech, Feb. 13, 1971	15	-	5
	35	Paul Thompson vs. So. Illinois, Nov. 29, 1980	16	-	3
	35	Paul Thompson at Florida St., Feb. 14, 1983 (2ot)	15	-	5
28.	34	Arthur Bibbs vs. Louisville, Jan. 8, 1977	11	-	12
	34	Bob Davidson vs. Mississippi, Feb. 23, 1963	15	-	4
	34	Phil Hicks at Dillard, Jan. 23, 1974	15	-	4
	34	Jim Kerwin vs. Mississippi State, Feb. 25, 1963	11	-	12
	34	Vic Klinker vs. Birmingham Southern, Dec. 6, 1958	11	-	12
	34	Harold Sylvester vs. Louisiana State, Feb. 3, 1971	14	-	6
34.	33	Johnny Arthurs vs. Detroit, Dec. 27, 1966	13	-	7
	33	Pat Browne Jr. vs. Georgia, Jan. 11, 1954	14	-	5



Scoring

2009-10 TULANE GREEN WAVE MEN'S BASKETBALL

33	Jim Kerwin vs. Georgia Tech, Feb. 8, 1963 (ot)	11	-	11
33	Roy Stoll vs. New York U., Dec. 27, 1955	12	-	9
33	Paul Thompson vs. Oral Roberts, Dec. 12, 1980	16	-	1
41.	32 Johnny Arthurs vs. Pittsburgh, Feb. 1, 1969	12	-	8
	32 Pierre Gaudin at Denver, Jan. 24, 1976 (ot)	12	-	8
	32 Pierre Gaudin vs. North Carolina, Dec. 23, 1977	12	-	8
	32 Phil Hicks vs. Georgia Tech, Jan. 19, 1974	12	-	8
	32 Jerald Honeycutt vs. Nicholls State, Dec. 9, 1995	12	2	6
	32 Jim Kerwin at Tennessee, March 3, 1962	10	-	12
	32 Jeff Morris at Georgia Tech, Jan. 20, 1972	12	-	8
	32 Jeff Morris vs. Louisiana State, Feb. 9, 1972	12	-	8
	32 Anthony Reed vs. Tenn. Tech, Dec. 8, 1989 (2ot)	10	0	12
	32 Stan Stumpf vs. Mississippi, Feb. 3, 1956	11	-	10
	32 Stan Stumpf vs. Mississippi, Feb. 25, 1956	12	-	8
	32 John Sutter vs. Tampa, Dec. 1, 1969	12	-	8
	32 John Sutter vs. Drake, Feb. 6, 1970	11	-	10
	32 Harold Sylvester at LSU, Dec. 14, 1968 (2ot)	12	-	8
	32 Harold Sylvester at Denver, March 2, 1970	13	-	6
	32 Paul Thompson at Mercer, Feb. 20, 1980	14	-	4
	32 David Gomez at New Orleans, Jan. 1, 2007	9	-	14
58.	31 Al Andrews at LSU, Jan. 13, 1965	12	-	7
	31 Al Andrews vs. Samford, Dec. 3, 1966 (ot)	12	-	7
	31 Johnny Arthurs vs. LSU, Jan. 11, 1968	12	-	7
	31 Johnny Arthurs vs. Rice, Dec. 9, 1968	12	-	7
	31 Johnny Arthurs at Virginia Tech, Feb. 24, 1969	13	-	5
	31 Johnny Arthurs vs. Valparaiso, March 3, 1969	12	-	7
	31 Jeff Cummings at the Citadel, Jan. 26, 1976	10	-	11
	31 Bob Davidson vs. Rice, Dec. 10, 1962	13	-	5
	31 Jim Kerwin vs. LSU, March 3, 1961	12	-	7
	31 Jim Kerwin vs. LSU, March 9, 1962	10	-	11
	31 Jim Kerwin vs. Texas Wesleyan, Dec. 5, 1960	15	-	1
	31 Byron Mouton vs. Southern Miss, Feb. 5, 1998	12	6	1
	31 John Sutter at Texas Tech, Dec. 7, 1969	12	-	7
	31 John Sutter vs. Northwestern State, Dec. 1, 1970	12	-	7
	31 Paul Thompson vs. Roosevelt, Dec. 10, 1980	13	-	5
	31 Paul Thompson vs. Michigan State, Dec. 29, 1982	11	-	9
	31 David Gomez at TCU, Dec. 9, 2006	12	-	7
75.	30 Waitari Marsh vs. Marquette, Jan. 14, 2003	12	3	3
	30 Rayshard Allen vs. Bethune-Cookman, Dec. 28, 1994	14	1	1
	30 Johnny Arthurs vs. Air Force, Feb. 10, 1968	14	-	2
	30 Phil Hicks at Southern Mississippi, Jan. 30, 1975	13	-	4
	30 Phil Hicks at Samford, Feb. 9, 1976	14	-	2
	30 Jerald Honeycutt vs. UAB, March 6, 1997	10	6	4
	30 Jim Kerwin vs. Mississippi, Feb. 4, 1961	14	-	2
	30 Jim Kerwin vs. Auburn, Feb. 19, 1962	12	-	6
	30 Dylan Osean vs. Southeastern La., Nov. 29, 1997	9	3	9
	30 John Sutter at Louisiana State, Dec. 16, 1970	13	-	4
	30 John Williams vs. Brooklyn College, Dec. 19, 1984	12	-	6


OPPONENT SCORING

	TP	Name	FG	3FG	FT
1.	66	Pete Maravich, LSU, Feb. 10, 1969*	25	-	16
2.	55	Pete Maravich, LSU, Feb. 21, 1968	21	-	13
	55	Pete Maravich, LSU, Dec. 14, 1968 (2ot)	20	-	15
4.	53	Austin Carr, Notre Dame, Feb. 16, 1970	22	-	9
5.	52	Pete Maravich, LSU, Jan. 11, 1968	20	-	12
6.	49	Pete Maravich, LSU, Feb. 9, 1970	18	-	13
7.	46	Bob Andrews, Alabama, Feb. 13, 1965	16	-	14
	46	Pete Maravich, LSU, Dec. 13, 1969	17	-	12
9.	42	Junior Blount, TCU, Feb. 26, 2002	15	6	6
10.	41	Bob McCurdy, Richmond, Feb. 11, 1975	15	-	11
	41	Rich Yunkus, Georgia Tech, March 1, 1969	17	-	7
12.	39	Dale Solomon, Virginia Tech, Jan. 18, 1981	15	-	9
13.	38	Carl Ashley, Wyoming, Dec. 28, 1968	14	-	10
	38	Joe Newton, Auburn, Feb. 15, 1965	14	-	10
	38	Don Kessinger, Mississippi, Jan. 31, 1964	12	-	14
16.	37	Chris Lutz, Marshall, Feb. 7, 2009	13	7	4
	37	Bob Bowman, Florida Southern, Feb. 13, 1967	14	-	9
	37	Alex Groza, Kentucky, March 5, 1949	12	-	13
	37	Bernard King, Tennessee, Dec. 29, 1975	15	-	7
20.	36	Mal Graham, New York U., Feb. 4, 1967	13	-	10
	36	Ernie Grunfeld, Tennessee, Dec. 29, 1975	14	-	8
	36	Johnny Kelly, Dillard, Jan. 11, 1973	13	-	10
	36	Charlie Scott, North Carolina, Dec. 20, 1969	14	-	8
	36	Phil Wagner, Georgia Tech, Jan. 7, 1968	13	-	10
25.	35	Bill Hajeski, Spring Hill, Dec. 27, 1967	12	-	11
	35	Bailey Howell, Mississippi State, Feb. 23, 1957	11	-	13
	35	Mitch Kupchak, N. Carolina, Feb. 14, 1976 (4ot)	12	-	11
	35	Tom O'Mara, Notre Dame, Jan. 16, 1972	11	-	13
	35	Martin Terry, Arkansas, Dec. 9, 1972	9	-	17
	35	Eric Washington, Alabama, March 28, 1996	11	5	8
	35	Dwyane Wade, Marquette, Jan. 14, 2003	13	1	8

*Fogelman Arena scoring record



Top: Chris Moore completed his career ranked third for three pointers with 142.



Left: After a successful career with the Tulane basketball team in the late sixties, Harold Sylvester has gone on to a long Hollywood career which has included starring roles in movies and TV shows, as well as serving as a writer for shows such as "NYPD Blue."



GREATEST MARGIN OF VICTORY

Margin	Opponent	Date	Site	Score
1. 64	Prairie View	12/3/94	Fogelman	122-58
2. 62	Southwestern (Tenn.)	12/6/52	Fogelman	94-32
3. 58	Morris Brown	1/4/03	Fogelman	88-30
4. 56	Savannah State	12/20/02	Fogelman	103-47
56	Prairie View	11/27/91	Fogelman	120-64
56	Nicholls State	12/9/82	Fogelman	104-48
7. 55	Howard	12/9/48	Fogelman	87-32
55	Southwestern La.	1/30/14	Tulane	63-8
9. 54	Prairie View	12/4/93	Fogelman	102-48
10. 53	St. Joseph's (Maine)	12/31/83	Fogelman	98-45
11. 52	Lehigh	12/29/83	Fogelman	111-59
52	Deporte Mexicano	1/3/55	Fogelman	107-55
13. 49	Prairie View	11/19/98	Fogelman	85-39
49	Sacramento State	1/15/94	Fogelman	97-48
49	MacMurray	1/3/84	Fogelman	84-35
49	Birmingham-Southern	12/4/52	Fogelman	91-42
17. 48	Louisiana Tech	12/27/74	Monroe, La.	88-40
18. 46	Roosevelt	12/10/80	Fogelman	109-63
19. 45	Southwestern (Tenn.)	12/3/55	Fogelman	95-50
45	Southwestern La.	1/31/14	Tulane	55-10

RANKING INFORMATION

Tulane in the Rankings

Year	AP	Record	
1948-49			
Feb. 7	8	18-2	
Feb. 21	6	20-2	
March 7 (final)	9	24-4	
<hr/>			
1956-57	AP	Record	
Jan. 21	18	10-5	
<hr/>			
1991-92	USA	AP	Record
Jan. 5-6	23	24	9-0
Jan. 12-13	19	19	11-0
Jan. 19-20	20	21	13-1
Jan. 26-27	15	16	15-1
Feb. 2-3	14	14	16-1
Feb. 9-10	13	14	18-2
Feb. 16-17	15	18	19-3
Feb. 23-24	15	15	19-3
March 1-2	20	21	19-5
March 8-9	24	—	20-7
March 16-17	25	—	21-8
<hr/>			
1992-93	USA	AP	Record
Preseason	14	17	—
Nov. 23	no poll	19	1-1
Nov. 29-30	19	20	1-1
Dec. 6-7	19	20	3-1
Dec. 13-14	17	18	5-1
Dec. 20-21	20-t	24	5-2
Jan. 24-25	—	23	14-3
Jan. 31-Feb. 1	24	18	15-3
Feb. 7-8	21	20	16-4
Feb. 14	19	18	17-4
Feb. 21-22	17	16	20-4
Feb. 28-March 1	20	20	20-6
March 7-8	20	23	21-7
<hr/>			
1995-96	USA	AP	Record
Nov. 27	25	—	1-0
<hr/>			
1996-97	USA	AP	Record
Preseason	23	—	—
Feb. 2-3	24	21	16-5
Feb. 9-10	23	23	16-7

RESULTS VS. RANKED OPPONENTS

Since 1989 vs. Top 25 11-41
 Since 1989 vs. Top 10 0-19
 Since 1989 vs. Top 5 0-14

Date	Opponent (AP Rank)	Result
11/18/08	at Texas (7)	L, 51-76
3/7/09	at Memphis (5)	L, 47-74
3/12/09	at Memphis(4)	L, 41-51
2/20/08	vs. Memphis (1)	L, 71-97
3/13/08	at Memphis (2)	L, 56-75
12/2/06	v. LSU (10)	L, 67-76
2/10/07	@ Memphis (8)	L, 51-95
3/9/07	@ Memphis (5)	L, 71-49
2/18/06	Memphis (5)	L, 65-105
3/9/06	v. Memphis (3)	L, 56-75
1/29/05	v. Louisville (12)	L, 69-105
3/2/05	@ Cincinnati (22)	L, 56-77
1/7/04	v. Cincinnati (10)	L, 44-71
1/17/04	@ Louisville (8)	L, 58-79
1/14/03	v. Marquette (21)	L, 73-85
1/28/02	v. LSU (24)	L, 62-74
12/10/02	v. Kentucky (12)	L, 60-76
1/2/02	Kentucky (6) (Louisville)	L, 67-101
12/2/01	@ Florida (6)	L, 65-81
12/28/00	v. Florida (5)	L, 85-103
11/25/00	Oklahoma (19) (Hawaii)	L, 69-83
1/12/00	v. Cincinnati (1)	L, 59-72
12/22/99	v. N.C. State (25)	W, 73-62
2/3/99	@ Cincinnati (3)	L, 63-82
1/20/98	v. Cincinnati (21)	L, 50-60
3/1/97	v. Louisville (20)	W, 83-71
2/9/97	@ Arizona (14)	L, 62-81
2/6/97	@ Cincinnati (12)	L, 64-65
2/1/97	@ Marquette (24)	W, 54-53
12/1/96	Villanova (5) (San Juan, P.R.)	L, 70-85
3/7/96	Louisville (22) (Memphis)	L, 79-98
3/2/96	@ Memphis (14)	L, 75-86
2/25/96	v. Cincinnati (6)	L, 63-65
2/8/96	@ Louisville (20)	W, 68-65
12/1/95	N. Carolina (17) (Charlotte)	L, 71-89
3/18/95	Kentucky (2) (Memphis)	L, 60-82
11/23/94	Indiana (11) (Hawaii)	W, 86-68
11/21/94	Michigan (13) (Hawaii)	L, 73-75
2/16/94	v. UAB (21)	W, 66-60
2/12/94	@ Louisville (7)	L, 73-77
1/20/94	v. Louisville (13)	L, 76-83
12/12/93	@ California (25)	L, 70-83
12/1/93	@ Michigan (5)	L, 69-84
3/20/93	Florida State (11) (Orlando)	L, 63-94
12/9/92	@ Memphis St. (21)	W, 86-85
11/20/92	@ Indiana (4)	L, 92-102
3/22/92	Oklahoma St. (11) (Atlanta)	L, 71-87
1/4/92	@ L'ville (24)	W, 87-83, ot
3/2/91	v. USM (14)	W, 82-65
1/28/91	v. UNO (24)	W, 84-83, ot
1/17/91	@ USM (18)	L, 57-64
3/8/90	Louisville (18) (Biloxi, Miss.)	L, 66-79
2/27/90	@ Louisville (21)	L, 85-99
1/18/90	v. Louisville (10)	L, 96-109
1/11/90	v. Memphis St. (20)	W, 81-80
2/20/85	v. Memphis St. (4)	L, 49-60
1/14/85	@ Memphis St. (6)	L, 52-56
2/1/84	@ Louisville (17)	L, 56-62
1/23/84	@ Memphis (18)	L, 50-57
1/7/84	v. Memphis (19)	L, 65-67
3/13/83	Louisville (3) (Cincinnati)	L, 51-66
2/12/83	v. Memphis (9)	W, 49-47
2/9/83	@ Louisville (11)	L, 56-73
1/22/83	v. Virginia Tech (17)	W, 64-45
1/17/83	v. Louisville (9)	L, 55-63
12/18/82	@ Kentucky (2)	L, 61-80
12/30/82	@ N. Carolina (15)	L, 68-70, 3ot
2/25/82	@ Memphis (10)	L, 62-64
12/14/81	Indiana (10) (Indianapolis)	L, 59-77
12/4/81	Louisville (3) (Bowling Green)	L, 54-55
12/20/80	v. LSU (15)	L, 72-86
1/31/80	@ Louisville (7)	L, 60-64
1/19/80	v. Louisville (7)	L, 59-76
1/10/80	Notre Dame (7) (Shreveport)	L, 59-79
12/22/79	@ LSU (7)	L, 85-95
12/5/79	v. LSU (6)	L, 79-80
2/24/79	@ Louisville (13)	L, 71-95
2/8/79	v. Louisville (5)	L, 66-77
1/6/79	Duke (5) (Raleigh)	L, 64-74
1/5/79	@ N.C. State (8)	L, 58-104
12/9/78	LSU (12)	L, 88-98
12/4/78	@ LSU (11)	L, 85-109

Records prior to 1978-79 season are not available.
 Rankings are AP Rankings.



Field Goals

2009-10 TULANE GREEN WAVE MEN'S BASKETBALL

TEAM SEASON

Most Field Goals:	952, 1991-92 (31 games)
Fewest Field Goals:	486, 1952-53 (20 games)
Most FG Attempts:	2,024, 1991-92 (31 games)
Fewest FG Attempts:	1,308, 1984-85 (28 games)
Highest FG Percentage:	.525 (742-1414), 1981-82 (28 games)
Lowest FG Percentage:	.311, 1947-48 (26 games)

TEAM SINGLE-GAME

Most Field Goals

- 54 vs. Dillard, Jan. 11, 1973
- 53 vs. Roosevelt, Dec. 12, 1981
- 51 vs. Prairie View A&M, Dec. 3, 1994
- 50 vs. Roosevelt, Dec. 10, 1980
50 vs. Northwestern, Dec. 19, 1966

Fewest Field Goals

- 13 vs. Saint Louis, Mar. 6, 2002 (C-USA Tourney, W, 50-43)
13 vs. Texas A&M, Nov. 26, 2005
- 14 at Memphis, Mar. 7, 2009
14 at Memphis, Mar. 12, 2009 (C-USA Tourney, L, 41-51)
14 vs. No. 8 Memphis, Feb. 10, 2007
14 vs. DePaul, Feb. 17, 2001
14 vs. Rice, Dec. 2, 1982
14 vs. Marquette, Mar. 1, 1972

Most Field Goal Attempts

- 96 vs. LSU, Feb. 9, 1970
- 94 vs. LSU, Dec. 16, 1970
- 92 vs. UCLA, Jan. 4, 1969
92 vs. Texas, Dec. 11, 1968
92 vs. LSU, Dec. 14, 1968

Fewest Field Goal Attempts

- 26 vs. Florida State, Jan. 9, 1984
- 30 vs. Rice, Dec. 2, 1982
- 31 vs. Virginia Tech, Mar. 8, 1984
- 35 vs. Oklahoma, Nov. 25, 2000
- 37 vs. Southern Miss, Jan. 11, 1984

Highest Field Goal Percentage

- .697 (23-33) vs. Southeastern La., Dec. 11, 1984
- .692 (27-39) vs. Southern Miss, Jan. 9, 1982
- .690 (34-49) vs. Florida State, Feb. 14, 1983
- .686 (35-51) vs. Arkansas, Feb. 7, 1977
- .684 (26-38) vs. LSU, Mar. 12, 1982 (NIT)

Lowest Field Goal Percentage

- .206 (13-63) vs. Saint Louis, Mar. 6, 2002 (C-USA Tour., W, 50-43)
- .242 (16-66) vs. Marquette, Feb. 1, 1998
- .246 (14-57) vs. DePaul, Feb. 17, 2001
- .261 (18-69) vs. Memphis, Mar. 1, 2000
- .266 (17-64) vs. TCU, Nov. 24, 1989
- .268 (22-82) vs. Kentucky, Jan. 11, 1964



Tulane connected on 50.8 percent of its field goal attempts during the 1966-67 campaign, which ranks as the third-best single-season performance in school history.

INDIVIDUAL CAREER

Field Goals


- 802 Anthony Reed (1989-93)
- 791 Jerald Honeycutt (1993-97)
- 754 Paul Thompson (1979-83)
- 705 John Williams (1981-85)
- 672 Phil Hicks (1973-76)
- 614 Johnny Arthurs (1966-69)
- 606 Rayshard Allen (1993-97)
- 567 Jim Kerwin (1960-63)
- 564 Al Andrews (1964-67)
- 546 Pierre Gaudin (1974-78)

Field Goal Attempts

- 1,880 Jerald Honeycutt (1993-97)
- 1,642 Anthony Reed (1989-93)
- 1,580 Paul Thompson (1979-83)
- 1,438 Jim Kerwin (1960-63)
- 1,290 Pierre Gaudin (1974-78)
- 1,288 Phil Hicks (1973-76)
- 1,285 John Williams (1981-85)
- 1,272 Johnny Arthurs (1966-69)
- 1,260 Al Andrews (1964-67)
- 1,203 John Sutter (1968-71)

Field Goal Percentage (min. 500 attempts)

- .5733 (606-1057) Rayshard Allen (1993-97)
- .543 (340-626) Robinson Louisme (2004-09)
- .5415 (515-951) John Williams (1981-85)
- .5263 (441-838) Carlin Hartman (1990-94)
- .5217 (672-1,288) Phil Hicks (1973-76)
- .5213 (441-846) Terry Habig (1966-69)
- .5208 (388-745) Micah Blunt (1978-82)
- .5164 (457-885) Brandon Brown (1999-2003)
- .5163 (491-951) David Gomez (2004-08)



All-American Johnny Arthurs ('69) holds numerous Tulane records, including most field goals in a season.



INDIVIDUAL SEASON

Field Goals


1. 277 Johnny Arthurs (1968-69)
2. 251 Phil Hicks (1974-75)
3. 240 Phil Hicks (1975-76)
4. 222 Rayshard Allen (1994-95)
5. 220 Jeff Cummings (1975-76)
6. 219 Paul Thompson (1982-83)
7. 217 Jeff Cummings (1976-77)
8. 214 Jerald Honeycutt (1995-96)
- 214 John Sutter (1969-70)
10. 212 Jerald Honeycutt (1996-97)

Field Goal Attempts

1. 579 Johnny Arthurs (1968-69)
2. 532 Jerald Honeycutt (1995-96)
3. 504 Jim Kerwin (1962-63)
4. 491 Jerald Honeycutt (1996-97)
5. 489 Jim Kerwin (1960-61)
6. 475 Jeff Cummings (1976-77)
7. 470 Al Andrews (1964-65)
8. 467 John Sutter (1969-70)
9. 463 John Sutter (1970-71)
10. 458 Phil Hicks (1974-75)

Field Goal Percentage (min. 150 attempts)

- | | |
|---------------------|----------------------------|
| 1. .629 (151-240) | Ernie Losch (1972-73) |
| 2. .612 (153-250) | Quincy Davis (2004-05) |
| 3. .610 (222-364) | Rayshard Allen (1994-95) |
| 4. .602 (127-211) | Robinson Louisme (2007-08) |
| 5. .584 (163-279) | John Williams (1981-82) |
| 6. .581 (147-253) | Quincy Lewis (2005-06) |
| 7. .577 (90-156) | Matt Greene (1991-92) |
| 8. .575 (150-261) | Rayshard Allen (1995-96) |
| 9. .5690 (202-355) | John Williams (1983-84) |
| 10. .5688 (124-218) | Carlin Hartman (1993-94) |



INDIVIDUAL SINGLE-GAME

Field Goals

1. 20 Jim Kerwin vs. Southeastern La., Feb. 1, 1961
2. 19 Phil Hicks at Samford, Feb. 7, 1974
3. 18 John Kardzionak vs. Dillard, Jan. 11, 1973
- 18 Johnny Arthurs vs. Texas, Dec. 11, 1968
5. 17 Jim Kerwin vs. Mississippi, Feb. 3, 1962
- 17 Craig Spitzer at Mississippi State, Feb. 1, 1965
7. 16 Jerald Honeycutt vs. Xavier (Ohio), Jan. 16, 1997
- 16 Jim Kerwin vs. Kentucky, Jan. 12, 1963
- 16 Phil Hicks vs. North Carolina, Feb. 14, 1976 (4ot)
- 16 John Sutter at LSU, Feb. 10, 1970
- 16 John Sutter vs. Indiana State, Dec. 14, 1970
- 16 Paul Thompson vs. Southern Illinois, Nov. 29, 1980

Field Goal Attempts

1. 33 Dale Gott vs. Rice, Dec. 9, 1963
- 33 Paul Thompson vs. Oral Roberts, Dec. 12, 1980
3. 31 Jim Kerwin vs. Kentucky, Jan. 12, 1963

Field Goal Percentage (min. 10 attempts)

1. 1.000(14-14) Rayshard Allen vs. Bethune-Cookman, Dec. 28, 1994
- 1.000(11-11) Dale Gott vs. LSU, Feb. 28, 1964
3. .923 (12-13) John Williams vs. Saint Louis, Feb. 13, 1982
4. .923 (12-13) John Williams vs. Brooklyn, Dec. 19, 1984
5. .917 (11-12) Daryl Moreau vs. Southwestern (Tenn.), Jan. 22, 1980
6. .909 (10-11) Johnny Arthurs vs. Dartmouth, Dec. 20, 1967
7. .900 (9-10) Micah Blunt vs. Westminster, Dec. 8, 1972
- .900 (9-10) Brandon Brown vs. Vanderbilt, Dec. 10, 2001
- .900 (9-10) Quincy Davis vs. Southern Miss, Mar. 8, 2003

Single-Game Field Goals

- Sophomore: 20, Jim Kerwin vs. Southeastern La., Feb. 1, 1961
- Junior: 17, Jim Kerwin vs. Mississippi, Feb. 3, 1962
- 17, Craig Spitzer at Mississippi State, Feb. 1, 1965
- Senior: 18, John Kardzionak vs. Dillard, Jan. 11, 1973
- 18, Johnny Arthurs vs. Texas, Dec. 11, 1968

Single-Season Field Goals

- Freshman: 209, Anthony Reed, 1989-90
- Sophomore: 222, Rayshard Allen, 1994-95
- Junior: 251, Phil Hicks, 1974-75
- Senior: 277, Johnny Arthurs, 1968-69

Single-Season Attempts

- Freshman: 400, Jerald Honeycutt, 1993-94
- Sophomore: 489, Jim Kerwin, 1960-61
- Junior: 532, Jerald Honeycutt, 1995-96
- Senior: 579, Johnny Arthurs, 1968-69

With high-percentage shots like this one, Rayshard Allen (1993-97) became Tulane's all-time leader in field-goal percentage. He also set a school record by hitting all 14 of his shots in a 1994 game.



Three-Pointers

2009-10 TULANE GREEN WAVE MEN'S BASKETBALL

TEAM SEASON

Most Threes Made:	181, 1995-96 (32 games)
Fewest Threes Made:	105, 1993-94 (29 games)
Most Threes Attempted:	546, 1995-96 (32 games)
Fewest Threes Attempted:	305, 1990-91 (28 games)
Highest Percentage:	.380 (116-305), 1990-91 (28 games)
Lowest Percentage:	.265 (105-296), 1993-94 (29 games)

TEAM SINGLE-GAME RECORDS

Most Three-Pointers Made

- 13 vs. Savannah State, Dec. 20, 2002
- 12 vs. Stetson, Nov. 28, 1998
12 vs. UAB, Mar. 6, 1997
- 11 vs. Southern Miss, Feb. 9, 2005
11 vs. USF, Feb. 5, 2005
11 vs. Houston, Mar. 12, 2003 (C-USA Tourney)
11 vs. TCU, Feb. 26, 2002
11 vs. North Carolina, Dec. 1, 1995
11 vs. Texas Tech, Jan. 18, 1992
- 10, eight times

Fewest Three-Pointers Made

- 0 vs. New Orleans, Feb. 4, 1990 (10 att.)
0 vs. Florida State, Jan. 3, 1991 (5 att.)
0 vs. Memphis, Jan. 12, 1991 (4 att.)
0 vs. Nicholls State, Nov. 17, 2000 (10 att.)
0 vs. DePaul, Feb. 17, 2001 (13 att.)
0 vs. Vanderbilt, Dec. 7, 2002 (13 att.)
0 vs. New Orleans, Dec. 31, 2005 (5 att.)
0 vs. Southern Miss, Jan. 14, 2009 (13 att.)

Most Three-Point Attempts

- 33 vs. Southern Miss, Feb. 9, 2005
- 29 vs. UAB, Feb. 14, 1998
29 vs. North Carolina, Dec. 1, 1995
- 28 vs. Oklahoma State, Mar. 13, 1997
28 vs. Nicholls State, Dec. 9, 1995
- 27 vs. UAB, Mar. 6, 1997
- 26 vs. Western Kentucky, Dec. 6, 2008
26 vs. TCU, Feb. 25, 2005
26 vs. Memphis, Feb. 12, 2005
26 vs. UNC-Charlotte, Jan. 25, 1997
26 vs. Temple, Feb. 22, 1993
26 vs. Rice, Nov. 27, 1989

Least Three-Point Attempts

- 3 vs. Pennsylvania, Jan. 6, 1992
3 vs. New Orleans, Jan. 13, 1992
3 vs. Loyola, Nov. 21, 2006

Highest Three-Point Percentage

- .778 (7-9) vs. South Carolina, Feb. 14, 1991

Lowest Three-Point Percentage

- .000 Eight times (see fewest three-pointers made above)

INDIVIDUAL CAREER

Three-Pointers Made

- 193 Jerald Honeycutt (1993-97)
- 165 Brandon Spann (1999-2003)
- 142 Chris Moore (2003-07)
- 133 Kevin Sims (2006-P)
- 129 Michael Christian (1989-91)
- 121 Dylan Osean (1996-2000)
- 119 LeVeldro Simmons (1992-96)
- 111 Kim Lewis (1990-95)
- 99 Byron Mouton (1997-99)
- 88 G.J. Hunter (1989-93)

Three-Point Attempts

- 627 Jerald Honeycutt (1993-97)
- 499 Brandon Spann (1999-2003)
- 440 Chris Moore (2003-07)
- 345 Kevin Sims (2006-P)
345 LeVeldro Simmons (1992-96)
- 331 Michael Christian (1989-91)
- 318 Dylan Osean (1996-2000)
- 315 Kim Lewis (1990-95)
- 305 Byron Mouton (1997-99)
- 279 G.J. Hunter (1989-93)
279 Chris Cameron (1993-97)


Three-Point Percentage (min. 100 attempts)

- | | |
|--------------------|-----------------------------|
| 1. .430 (58-135) | Greg Gary (1989-92) |
| 2. .424 (67-158) | Ivan Pjevcevic (2000-05) |
| 3. .390 (133-345) | Kevin Sims (2006-P) |
| .390 (129-331) | Michael Christian (1989-91) |
| 5. .381 (121-318) | Dylan Osean (1996-2000) |
| 6. .370 (37-100) | David Whitmore (1990-92) |
| 7. .361 (73-202) | Matt Wheaton (2004-08) |
| 8. .356 (36-101) | Carter Nichols (1989-93) |
| 9. .3449 (119-345) | LeVeldro Simmons (1992-96) |
| 10. .3445 (41-119) | Taylor Rochestie (2004-05) |

INDIVIDUAL SEASON

Three-Pointers Made

- 77 Michael Christian (1989-90)
- 68 Jerald Honeycutt (1996-97)
- 62 Brandon Spann (2000-01)
- 54 Patrick Lewis (1995-96)
- 53 Byron Mouton (1997-98)
53 Chris Moore (2005-06)
- 52 Michael Christian (1990-91)
- 51 Kevin Sims (2008-09)
- 50 Chris Moore (2006-07)
- 48 Dylan Osean (1999-2000)



Michael Christian ('90) set the Green Wave school record for three-pointers in a season by canning 77 in 1989-90.



Three-Point Attempts

1.	210	Michael Christian (1989-90)
2.	204	Jerald Honeycutt (1996-97)
3.	195	Brandon Spann (2000-01)
4.	179	Byron Mouton (1997-98)
5.	154	Jerald Honeycutt (1996-97)
6.	151	Patrick Lewis (1995-96)
7.	147	Chris Moore (2005-06)
8.	142	Brandon Spann (2001-02)
9.	138	Jerald Honeycutt (1995-96)
10.	136	Chris Moore (2006-07)

Three-Point Percentage (min. 60 attempts)

1.	.430	(52-121)	Michael Christian (1990-91)
2.	.425	(34-80)	Ivan Pjevcevic (2002-03)
3.	.422	(27-64)	Carter Nichols (1989-90)
4.	.408	(51-125)	Kevin Sims (2008-09)
5.	.407	(48-118)	Dylan Osean (1999-00)
6.	.392	(47-120)	Kim Lewis (1994-95)
7.	.391	(36-92)	Kevin Sims (2006-07)
8.	.389	(28-72)	David Whitmore (1991-92)
9.	.385	(35-91)	Dylan Osean (1998-99)
10.	.3802	(46-121)	Brandon Spann (2002-03)

INDIVIDUAL SINGLE-GAME

Three-Pointers Made


1.	7	Patrick Lewis vs. Saint Louis, Feb. 14, 1996
2.	6	Michael Christian vs. Rice, Nov. 27, 1989
6	6	Michael Christian vs. UT-Pan American, Dec. 22, 1989
6	6	Michael Christian vs. Louisville, Jan. 18, 1990
6	6	Jerald Honeycutt vs. Cincinnati, Jan. 14, 1995
6	6	Patrick Lewis vs. North Carolina, Dec. 1, 1995
6	6	Jerald Honeycutt vs. UAB, March 6, 1997
6	6	Brandon Spann vs. East Carolina, Feb. 1, 2003
6	6	Ivan Pjevcevic vs. East Carolina, Feb. 5, 2005
10.	5	Byron Mouton vs. Southern Miss, Feb. 5, 1998
5	5	Brandon Spann vs. Southern, Dec. 30, 2000
5	5	Brandon Spann vs. UAB, Jan. 7, 2001
5	5	Chris Moore vs. UAB, Feb. 15, 2006
5	5	Chris Moore vs. Memphis, Mar. 9, 2006
5	5	Chris Moore vs. New Orleans, Nov. 14, 2006
5	5	Eric Vianney vs. Rice, Jan. 10, 2009

Three-Point Attempts

1.	18	Michael Christian vs. Rice, Nov. 27, 1989
2.	17	Jerald Honeycutt vs. Oklahoma State, Mar. 13, 1997
3.	15	Michael Christian vs. South Carolina, Feb. 1, 1990

Three-Point Percentage (min. 4 attempts)

1.	1.000	(5-5)	Eric Vianney vs. Rice, Jan. 10, 2009
	1.000	(4-4)	Carter Nichols vs. Louisville, Feb. 27, 1990
	1.000	(4-4)	Michael Christian vs. Virginia Tech, Jan. 10, 1991
	1.000	(4-4)	LeVeldro Simmons vs. Alabama, Dec. 21, 1995
	1.000	(4-4)	Dylan Osean vs. Marquette, Mar. 4, 2000



Matt Wheaton completed his career ranked sixth on the school's list for career three-point field goal percentage.

FREE THROWS

TEAM SEASON

Most Free Throws:	533, 1991-92 (31 games)
Fewest Free Throws:	284, 1947-48 (26 games)
Most FT Attempts:	844, 1994-95 (33 games)
Fewest FT Attempts:	467, 1961-62 (22 games)
Highest FT Percentage:	.793 (390-492), 1962-63 (22 games)
Lowest FT Percentage:	.575, 1947-48 (26 games)

TEAM SINGLE-GAME

Most Free Throws Made

1.	38 vs. Rice, Dec. 12, 1960 (OT)
	38 vs. UNC-Charlotte, Jan. 22, 1994
3.	35 vs. LSU, Dec. 4, 1978
	35 vs. Florida A&M, Dec. 21, 1984
	35 vs. Centenary, Nov. 20, 2001
6.	34 vs. Prairie View A&M, Dec. 4, 1996
	34 vs. Southern (N.O.), Feb. 1, 1975
	34 vs. Colorado, Jan. 4, 1972 (OT)
	34 vs. LSU, Mar. 4, 1955

Fewest Free Throws Made

1.	2 vs. Rice, Dec. 2, 1982
	2 vs. Cincinnati, Jan. 16, 1980
3.	3 vs. Buffalo, Jan. 7, 1982
	3 vs. Florida State, Mar. 5, 1982
	3 vs. Arkansas, Feb. 7, 1977
	3 vs. Arkansas, Dec. 6, 1975
	3 vs. Southern Miss, Jan. 17, 1991
	3 vs. USF, Mar. 5, 2003
	3 vs. UTEP, Jan. 18, 2006

Most Free Throw Attempts

1.	53 vs. UNC-Charlotte, Jan. 22, 1994
2.	51 vs. Nicholls State, Nov. 26, 1990
3.	49 vs. Colorado, Jan. 4, 1972 (OT)
	49 vs. Mississippi, Dec. 17, 1994
5.	48 vs. Fort Hays State, Dec. 7, 1979
6.	47 vs. Fordham, Nov. 17, 1999
	47 vs. Mississippi, Feb. 26, 1955 (3OT)
8.	46 vs. Texas, Dec. 8, 1969
	46 vs. LSU, Dec. 4, 1978
	46 vs. UNC-Wilmington, Dec. 30, 1994
	46 vs. Prairie View A&M, Dec. 4, 1996

Fewest Free Throw Attempts

1.	4 vs. Buffalo, Jan. 7, 1982
2.	5 vs. Kansas State, Jan. 11, 1975
	5 vs. USF, Mar. 5, 2003
	5 vs. UTEP, Jan. 18, 2006
5.	6 vs. Florida State, Feb. 20, 1984
	6 vs. Rice, Dec. 2, 1982
	6 vs. Cincinnati, Jan. 16, 1980
	6 vs. TCU, Feb. 26, 2002
	6 vs. UNO, Nov. 30, 2004
	6 vs. UNO, Dec. 3, 2008



Free Throws

2009-10 TULANE GREEN WAVE MEN'S BASKETBALL

Highest Free Throw Percentage

1. 1.000 (16-16) vs. Nicholls State, Dec. 9, 1982
1.000 (15-15) vs. Syracuse, Dec. 1, 2007
1.000 (10-10) vs. Saint Louis, Jan. 7, 1998
1.000 (9-9) vs. Mississippi State, Dec. 29, 2001
1.000 (8-8) vs. Northwestern, Dec. 5, 1989
5. .952 (20-21) vs. New Orleans, Feb. 18, 1974 (OT)
.952 (20-21) vs. Utah State, Feb. 9, 1994
7. .934 (28-30) vs. Oklahoma State, Dec. 27, 1984

Lowest Free Throw Percentage

1. .231 (3-13) vs. Southern Miss, Jan. 17, 1991
2. .300 (3-10) vs. Arkansas, Feb. 7, 1977
3. .308 (4-13) vs. Kansas State, Mar. 18, 1993
4. .313 (5-16) vs. Virginia Tech, Jan. 6, 1994
5. .333 vs. four teams, most recent: Southern Miss, Jan. 28, 1995

INDIVIDUAL CAREER

Free Throws Made

1. 434 Jerald Honeycutt (1993-97)
2. 431 John Williams (1981-85)
3. 377 Hal Cervini (1951-55)
4. 376 David Gomez (2004-08)
5. 361 Jeff Morris (1971-74)
6. 360 Vic Klinker (1957-60)
7. 351 Kim Lewis (1990-95)
8. 343 Paul Thompson (1979-83)
9. 337 Pierre Gaudin (1974-78)
10. 328 Jim Kerwin (1960-63)

Free Throw Attempts

1. 646 Jerald Honeycutt (1993-97)
2. 590 John Williams (1981-85)
3. 583 Ledaryl Billingsley (1997-2001)
4. 525 David Gomez (2004-08)
5. 514 Hal Cervini (1951-55)
6. 507 Kim Lewis (1990-95)
7. 460 Jeff Morris (1971-74)
8. 458 Rayshard Allen (1993-97)
9. 449 Carlin Hartman (1990-94)
10. 442 Paul Thompson (1979-83)

Free Throw Percentage (min. 125 attempts)

1. .892 (157-176) Daryl Moreau (1979-83)
2. .852 (195-229) Dylan Osean (1996-00)
3. .845 (360-426) Vic Klinker (1957-60)
4. .844 (119-141) John Kardzionak (1972-73)
5. .8324 (283-340) Brandon Spann (1999-2003)
6. .8322 (119-143) Dale Gott (1961-64)
7. .822 (199-242) Greg Gary (1989-92)
8. .820 (316-386) Kevin Sims (2006-P)
9. .816 (146-179) Marcus Kinzer (2001-04)
10. .814 (328-403) Jim Kerwin (1960-63)

INDIVIDUAL SEASON

Free Throws Made

1. 209 Jeff Morris (1971-72)
2. 140 John Williams (1983-84)
3. 137 Ledaryl Billingsley (2000-01)
4. 133 Hal Cervini (1953-54)
133 Hal Cervini (1954-55)
6. 130 John Sutter (1969-70)
7. 129 David Gomez (2007-08)
8. 128 Kim Lewis (1991-92)
9. 126 Pierre Gaudin (1976-77)
126 Jerald Honeycutt (1996-97)

Free Throw Attempts

1. 268 Jeff Morris (1971-72)
2. 235 Ledaryl Billingsley (2000-01)
3. 186 Hal Cervini (1954-55)
4. 184 John Williams (1983-84)
5. 182 Jerald Honeycutt (1994-95)
6. 179 David Gomez (2007-08)
7. 178 Jerald Honeycutt (1996-97)
8. 176 Kim Lewis (1991-92)
9. 174 Tom Murphy (1956-57)
10. 171 Hal Cervini (1953-54)

Free Throw Percentage (min. 60 attempts)

1. .889 (64-72) Dylan Osean (1999-00)
.889 (56-63) Dale Gott (1962-63)
3. .883 (53-60) Clyde Eads (1984-85)
4. .872 (95-109) Greg Gary (1989-90)
5. .850 (125-147) Dan Moeser (1967-68)
6. .845 (60-71) Marcus Kinzer (2004-05)
7. .844 (119-141) John Kardzionak (1972-73)
8. .843 (118-140) Brandon Spann (2000-01)
9. .831 (74-89) Al Andrews (1965-66)
10. .826 (100-121) Terry Habig (1967-68)

Consecutive Free Throws

1. 39 Daryl Moreau (1981-82)

SINGLE-GAME RECORDS

Free Throws Made


1. 18 Jeff Morris vs. Marquette, Mar. 1, 1972
2. 17 Hal Cervini vs. LSU, Mar. 4, 1955
3. 16 Brandon Spann vs. Southern Miss, Feb. 7, 2001

Free Throw Attempts

1. 22 Jeff Morris vs. Marquette, Mar. 1, 1972
2. 20 Hal Cervini vs. LSU, Mar. 4, 1955

Free Throw Percentage (min. 10 attempts)

1. 1.000 (14-14) Donnie Stith vs. Louisville, Jan. 29, 2005
2. 1.000 (13-13) Kim Lewis vs. Southern Miss, Mar. 7, 1992
3. 1.000 (12-12) Terry Habig vs. LSU, Feb. 10, 1969
1.000 (12-12) Pierre Gaudin vs. Saint Louis, Dec. 11, 1976
1.000 (12-12) Brandon Spann vs. Oklahoma, Nov. 25, 2000
1.000 (11-11) Kevin Sims vs. Marshall, Feb. 21, 2009



New Orleans native Brandon Spann ('03) completed his Green Wave career as one of the top free-throw shooters in school history.



TEAM SEASON

Most Rebounds:	1,261, 1994-95 (33 games)
Fewest Rebounds:	835, 1954-55 (21 games)
Highest Rebound Average:	48.2, 1968-69 (26 games)
Lowest Rebound Average:	30.0, 1983-84 (28 games)
Most Offensive Rebounds:	496, 1991-92 (31 games)

TEAM SINGLE-GAME

Most Rebounds

- 80 vs. Duke, Dec. 30, 1950
- 70 vs. Nicholls State, Nov. 26, 1990
- 69 vs. Southern Miss, Jan. 22, 1972
- 68 vs. South Dakota, Dec. 7, 1970
- 65 vs. Louisiana College, Dec. 4, 1954
- 64 vs. Roosevelt, Nov. 28, 1978
- 64 vs. Miami (Fla.), Jan. 29, 1970

Fewest Rebounds

- 18 vs. Florida State, Jan. 9, 1984
- 18 vs. Arkansas, Feb. 7, 1977
- 18 vs. Cincinnati, Mar. 7, 1985
- 19 vs. Florida State, Feb. 2, 1991
- 20 vs. Hofstra, Jan. 20, 1991
- 20 vs. Virginia Tech, Mar. 9, 1984

INDIVIDUAL SINGLE-GAME

Total Rebounds

- 31 Mel Payton vs. Mississippi State, Jan. 5, 1951
- 27 Mel Payton vs. LSU, Feb. 10, 1951
- 25 Phil Hicks vs. Dillard, Jan. 23, 1974
- 23 Ted Schulz vs. Mississippi, Jan. 10, 1953
- 23 Phil Hicks vs. LSU, Dec. 18, 1974
- 22 Bob Davidson vs. Mississippi, Jan. 31, 1964
- 22 George Fisher vs. Southwestern (Tenn.), Dec. 5, 1964
- 22 Harold Sylvester vs. LSU, Dec. 14, 1968
- 22 Harold Sylvester vs. Miami (Fla.), Jan. 29, 1970

INDIVIDUAL CAREER

Total Rebounds

- 1,062 Jack Ardon, 1959-62 (70 games)
- 903 Paul Thompson, 1979-83 (112 games)
- 895 Phil Hicks, 1973-76 (75 games)
- 871 Anthony Reed, 1989-93 (118 games)
- 870 Jerald Honeycutt, 1993-97 (125 games)
- 809 John Williams, 1981-85 (115 games)
- 761 Rayshard Allen, 1993-97 (114 games)
- 732 Bob Davidson, 1961-64 (67 games)
- 722 Ledaryl Billingsley, 1997-2001 (115 games)
- 715 John Sutter, 1968-71 (74 games)
- 676 Harold Sylvester, 1968-71 (74 games)
- 659 Micah Blunt, 1978-82 (104 games)
- 654 Brandon Brown, 1999-2003 (105 games)
- 628 David Gomez (2004-08) (118 games)
- 625 Jeff Cummings, 1975-77 (54 games)
- 586 Kim Lewis, 1990-95 (125 games)
- 556 Donnavan Stith, 2004-08 (118 games)
- 538 Carlin Hartman, 1990-94 (119 games)
- 511 Ricky Miller, 1970-73 (76 games)

Offensive Rebounds (since 1989)

- 346 Anthony Reed, 1989-93 (118 games)
- 328 Rayshard Allen, 1993-97 (114 games)
- 276 Ledaryl Billingsley, 1997-2001 (115 games)
- 272 Brandon Brown, 1999-2003 (105 games)
- 269 Carlin Hartman, 1990-94 (119 games)
- 252 Kim Lewis, 1990-95 (125 games)
- 230 Jerald Honeycutt, 1993-97 (125 games)
- 211 Linton Johnson, 1998-2002 (107 games)
- 190 Makeba Perry, 1990-94 (116 games)
- 178 Sterling Davis, 1996-00 (117 games)


INDIVIDUAL SEASON

Total Rebounds

- 426 Mel Payton, 1950-51 (24 games)
- 392 Jack Ardon, 1960-61 (24 games)
- 342 Jack Ardon, 1959-60 (24 games)
- 328 Jack Ardon, 1961-62 (22 games)
- 324 Jeff Cummings, 1976-77 (27 games)
- 322 Phil Hicks, 1974-75 (26 games)
- 308 Bob Davidson, 1962-63 (22 games)
- 301 Jeff Cummings, 1975-76 (27 games)
- 292 Louis Anderson, 1957-58 (23 games)
- 291 Phil Hicks, 1975-76 (27 games)

Offensive Rebounds (since 1989)

- 346 Anthony Reed, 1989-93 (118 games)
- 328 Rayshard Allen, 1993-97 (114 games)
- 276 Ledaryl Billingsley, 1997-2001 (115 games)
- 272 Brandon Brown, 1999-2003 (105 games)
- 269 Carlin Hartman, 1990-94 (119 games)
- 252 Kim Lewis, 1990-95 (125 games)
- 230 Jerald Honeycutt, 1993-97 (125 games)
- 211 Linton Johnson, 1998-2002 (107 games)
- 190 Makeba Perry, 1990-94 (116 games)
- 181 David Gomez, 2004-08 (118 games)



Six-nine Jack Ardon, a native of Estonia, is the only Green Wave player to have collected over 1,000 rebounds in his career.



Assists

2009-10 TULANE GREEN WAVE MEN'S BASKETBALL

TEAM SEASON

Most Assists:	532, 1995-96 (32 games)
Fewest Assists:	243, 1968-69 (26 games)
Highest Assist Average:	17.3, 1975-76 (26 games)
Lowest Assist Average:	9.3, 1968-69 (26 games)

TEAM SINGLE-GAME

Most Assists

- 34 vs. Dillard, Jan. 11, 1973
- 32 vs. Roosevelt, Dec. 10, 1980
- 29 vs. Roosevelt, Dec. 12, 1981
29 vs. Southwestern (Tenn.), Feb. 2, 1983
29 vs. Nicholls State, Jan. 8, 1997
29 vs. Loyola (N.O.), Nov. 16, 2001
- 28 vs. Nicholls State, Dec. 3, 1992
28 vs. Prairie View A&M, Dec. 3, 1994
- 27 vs. Morris Brown, Jan. 4, 2003

INDIVIDUAL CAREER

Assists (Since 1971)

- 419 Jerald Honeycutt, 1993-97 (125 games)
- 416 Waitari Marsh, 1998-2003 (114 games)
- 392 Pointer Williams, 1991-94 (87 games)
- 370 Greg Gary, 1989-92 (87 games)
- 364 Joe Holston, 1978-82 (107 games)
- 353 LeVeldro Simmons, 1992-96 (124 games)
- 349 Brandon Spann, 1999-2003 (117 games)
- 345 Kevin Sims, 2006-P (93 games)
- 326 Daryl Moreau, 1979-83 (111 games)
- 320 Wayne Tinsley, 2000-04 (117 games)

Assist-to-Turnover Ratio (Since 1976, Min. 2.0 ast/game)

- 2.58 (111-43) Kevin Saulny (1982-84)
- 1.97 (370-188) Greg Gary (1989-92)
- 1.91 (326-171) Daryl Moreau (1979-83)
- 1.71 (106-62) Gary Delph (1980-84)
- 1.50 (392-262) Pointer Williams (1991-94)
- 1.41 (345-245) Kevin Sims (2006-P)
- 1.39 (121-87) David Dominique (1983-85)
- 1.38 (304-220) Marcus Kinzer (2001-05)
- 1.24 (349-281) Brandon Spann (1999-2003)
- 1.23 (364-297) Joe Holston (1978-82)

INDIVIDUAL SEASON

Assists (Since 1971)

- 208 Tom Hicks, 1975-76 (27 games)
- 167 Pointer Williams, 1992-93 (31 games)
- 158 Greg Gary, 1989-90 (28 games)
- 145 Brandon Spann, 2000-01 (30 games)
- 141 Daryl Moreau, 1981-82 (28 games)
- 132 Waitari Marsh, 1999-00 (31 games)
- 131 LeVeldro Simmons, 1994-95 (33 games)
131 Jerald Honeycutt, 1996-97 (31 games)
- 123 Kevin Sims, 2008-09 (31 games)
- 120 Kevin Sims, 2007-08 (32 games)
120 Pointer Williams, 1991-92 (29 games)
120 Jerald Honeycutt, 1995-96 (32 games)

Double-Digit Assist Games (Since 1971)

- 7 Tom Hicks, 1975-76 (27 games)
- 4 Greg Gary, 1989-90 (28 games)
- 3 Brandon Spann, 2000-01 (30 games)
- 2 Pointer Williams, 1992-93 (31 games)
2 Marcus Kinzer, 2004-05 (28 games)

Assist-to-Turnover Ratio (Since 1976, Min. 2.0 ast/game)

- 3.05 (58-19) Kevin Saulny (1983-84)
- 2.13 (117-55) Daryl Moreau (1982-83)
- 2.09 (111-53) Greg Gary (1990-91)
- 2.08 (100-48) Andrew Garcia (2006-07)
- 2.06 (101-49) Greg Gary (1991-92)
- 2.04 (141-69) Daryl Moreau (1981-82)
- 1.84 (123-67) Kevin Sims (2008-09)
1.84 (158-86) Greg Gary (1989-90)
- 1.80 (63-35) Joe Holston (1981-82)
- 1.74 (82-47) Gary Delph (1983-84)
- 1.71 (120-70) Pointer Williams (1991-92)
- 1.704 (92-54) Brandon Spann (2002-03)
- 1.702 (97-57) G.J. Hunter (1992-93)

INDIVIDUAL SINGLE-GAME

Assists (Since 1971)

- 13 Tom Hicks vs. The Citadel, Jan. 26, 1976
13 Marcus Kinzer vs. Northwestern State, Dec. 6, 2004
- 12 Waitari Marsh vs. Prairie View A&M, Nov. 21, 1999
12 Pointer Williams vs. Louisville, Feb. 11, 1993
12 Tom Hicks vs. North Carolina, Feb. 14, 1976 (4OT)
- 11 Tom Hicks vs. Southern Miss, Jan. 12, 1976
11 Daryl Moreau vs. Bradley, Mar. 18, 1982
11 Pointer Williams vs. VCU, Mar. 4, 1993 (OT)
11 LeVeldro Simmons vs. South Florida, Feb. 18, 1996
11 Rayshard Allen vs. Lafayette, Dec. 28, 1996
11 Waitari Marsh vs. DePaul, Jan. 30, 1999
11 Brandon Spann vs. Houston, Feb. 21, 2001



Waitari Marsh ('03) closed his Tulane career as a 1,000-point scorer and as one of the top assist and steal men in school history.



TEAM SEASON

Most Steals:	388, 1991-92 (31 games)
Fewest Steals:	109, 1984-85 (28 games)
Highest Steals Average:	12.5, 1991-92 (31 games)
Lowest Steals Average:	3.9, 1984-85 (28 games)

Most Blocks:	188, 2006-07 (30 games)
Fewest Blocks:	59, 1977-78 & 1983-84
Highest Blocks Average:	6.3, 2006-07 (30 games)
Lowest Blocks Average:	2.1, 1983-84 (28 games)

TEAM SINGLE-GAME

Steals

- 29 vs. Prairie View A&M, Nov. 27, 1991
- 24 vs. Nicholls State, Dec. 3, 1992
- 23 vs. Mercer, Dec. 6, 1993
- 20 vs. four teams, most recent: Memphis, Jan. 14, 1999

Blocks

- 12 vs. Texas-Arlington, Nov. 14, 1997
12 vs. Prairie View A&M, Dec. 2, 1997
12 vs. Loyola (La.), Dec. 7, 2005
12 vs. Buffalo, Dec. 6, 2006
- 11 vs. Southern Miss, Jan. 25, 1996
11 vs. Saint Louis, Jan. 7, 1998
11 vs. South Florida, Jan. 24, 1998
11 vs. Saint Louis, Mar. 4, 1998
11 vs. SMU, Jan. 24, 2007
- 10 vs. Marquette, Feb. 4, 1996
10 vs. Cincinnati, Feb. 25, 1996
10 vs. Tulsa, Dec. 31, 1996
10 vs. Southern Miss, Jan. 11, 1997
10 vs. Morris Brown, Jan. 4, 2003
10 vs. Savannah State, Jan. 24, 2004
10 vs. St. Edward's, Dec. 19, 2005
10 vs. Southern Miss, Feb. 24, 2007
10 vs. Nicholls State, Nov. 16, 2007

INDIVIDUAL CAREER

Steals (Since 1976)

- 242 Kim Lewis, 1990-95 (122 games)
- 235 Jerald Honeycutt, 1993-97 (125 games)
- 230 G.J. Hunter, 1989-93 (115 games)
230 Waitari Marsh, 1998-2003 (114 games)
- 196 Pointer Williams, 1991-94 (87 games)
- 193 LeVeldro Simmons, 1992-96 (124 games)
- 167 Anthony Reed, 1989-93 (118 games)
- 160 Chris Cameron, 1993-97 (118 games)
- 158 Wayne Tinsley, 2000-04 (117 games)
- 157 Correy Childs, 1993-97 (122 games)

Blocks (Since 1976)

- 192 John Williams, 1981-85 (115 games)
- 181 Lawrence Nelson, 1994-98 (116 games)
- 165 Quincy Davis, 2002-06 (105 games)
- 145 David Gomez, 2004-08 (118 games)
- 142 Donnie Stith, 2004-08 (18 games)
- 117 Robinson Louisme, 2004-09 (109 games)
- 99 Linton Johnson, 1998-2002 (107 games)
- 95 Anthony Reed, 1989-93 (118 games)
- 92 Paul Thompson, 1979-83 (112 games)
- 66 Micah Blunt, 1978-82 (104 games)
66 Morris Jordan, 1996-2000 (107 games)

INDIVIDUAL SEASON

Steals (Since 1976)

- 90 Pointer Williams, 1992-93 (31 games)
- 79 G.J. Hunter, 1992-93 (31 games)
- 75 Jerald Honeycutt, 1996-97 (31 games)
- 67 Kim Lewis, 1990-91 (28 games)
- 64 LeVeldro Simmons, 1995-96 (32 games)
- 63 Kim Lewis, 1991-92 (30 games)
63 Correy Childs, 1996-97 (29 games)
- 62 LeVeldro Simmons, 1994-95 (33 games)
- 61 G.J. Hunter, 1989-90 (28 games)
- 59 Kris Richard, 2008-09 (31 games)

Blocks (Since 1976)

- 67 Quincy Davis, 2003-04 (28 games)
- 65 Lawrence Nelson, 1996-97 (30 games)
- 64 John Williams, 1984-85 (28 games)
- 62 Lawrence Nelson, 1995-96 (31 games)
- 58 Linton Johnson, 2000-01 (30 games)
- 56 John Williams, 1981-82 (28 games)
- 52 Donnie Stith, 2006-07 (29 games)
- 51 David Gomez, 2007-08 (32 games)
- 49 Lawrence Nelson, 1997-98 (28 games)
- 46 Quincy Davis, 2005-06 (29 games)
46 Jerald Honeycutt, 1995-96 (32 games)

INDIVIDUAL SINGLE-GAME

Steals

- 10 Carlos Zuniga vs. LSU, Dec. 18, 1977
- 9 Correy Childs vs. Xavier (Ohio), Jan. 16, 1997
- 8 Marlo Miles vs. Saint Louis, Feb. 19, 2000
- 7 G.J. Hunter vs. South Carolina, Feb. 1, 1990
7 Kim Lewis vs. Southern Miss, Jan. 17, 1991
7 G.J. Hunter vs. Prairie View A&M, Nov. 27, 1991
7 Pointer Williams vs. UC Irvine, Dec. 30, 1991
7 Kim Lewis vs. Pennsylvania, Jan. 6, 1992
7 Waitari Marsh vs. Memphis, Jan. 14, 1999
7 Waitari Marsh vs. Loyola, Nov. 16, 2001

Blocks

- 8 Lawrence Nelson vs. Southern Miss, Jan. 11, 1997
8 Lawrence Nelson vs. South Florida, Jan. 24, 1998
- 6 John Williams vs. Southwestern La., Feb. 23, 1985
6 Anthony Reed vs. Jackson State, Dec. 23, 1992
6 Lawrence Nelson vs. Cincinnati, Feb. 25, 1996
6 Lawrence Nelson vs. Saint Louis, Mar. 4, 1998
6 Linton Johnson vs. Southern, Dec. 30, 2000
6 Linton Johnson vs. Louisville, Jan. 10, 2001
6 Donnie Stith vs. Southern Miss, Feb. 3, 2007
- 5 Many times



David Gomez led Tulane in blocks during his final two seasons and concluded his career ranked fourth on the school's career charts with 145.



Playing Time

2009-10 TULANE GREEN WAVE MEN'S BASKETBALL

INDIVIDUAL CAREER

Games Played

1.	125	Jerald Honeycutt, 1993-97
	125	LeVeldro Simmons, 1992-96
	125	Kim Lewis, 1991-96
4.	122	Correy Childs, 1993-97
5.	121	Daniel Puckett, 2005-09
6.	119	Carlin Hartman, 1990-94
7.	118	Anthony Reed, 1989-93
	118	Chris Cameron, 1993-97
	118	David Gomez, 2004-08
10.	118	Donnavan Stith, 2004-08

Games Started

1.	122	Jerald Honeycutt, 1993-97
2.	118	Anthony Reed, 1989-93
3.	112	Wayne Tinsley, 2000-04
4.	106	John Williams, 1981-85
5.	100	Paul Thompson, 1979-83
	100	Matt Popp, 1989-93
	100	David Gomez, 2004-08
8.	96	G.J. Hunter, 1989-93
9.	94	Waitari Marsh, 1998-2003
10.	91	Pierre Gaudin, 1974-78

Minutes Played

1.	4,197	Jerald Honeycutt, 1993-97
2.	3,972	John Williams, 1981-85
3.	3,858	Anthony Reed, 1989-93
4.	3,856	Paul Thompson, 1979-83
5.	3,756	LeVeldro Simmons, 1991-95
6.	3,287	Wayne Tinsley, 2000-04
7.	3,256	Waitari Marsh, 1998-2003
8.	3,231	Kim Lewis, 1990-95
9.	3,200	Joe Holston, 1978-82
10.	3,132	Brandon Brown, 1999-2003

INDIVIDUAL SEASON

Games Played

1.	33	Jerald Honeycutt, 1994-95
	33	LeVeldro Simmons, 1994-95
	33	Kim Lewis, 1994-95
	33	Correy Childs, 1994-95
	33	Antonio Jackson, 1994-95
6.	32	Rayshard Allen, 1994-95
	32	Jerald Honeycutt, 1995-96
	32	LeVeldro Simmons, 1995-96
	32	Chris Cameron, 1995-96
	32	David Gomez, 2007-08
	32	Kevin Sims, 2007-08
	32	Robinson Louisme, 2007-08
	32	Donnavan Stith, 2007-08
	32	Matt Wheaton, 2007-08

Games Started

1.	33	LeVeldro Simmons, 1994-95 (33 games)
	33	Kim Lewis, 1994-95 (33 games)
3.	32	Jerald Honeycutt, 1994-95 (33 games)
	32	Rayshard Allen, 1994-95 (32 games)
	32	Jerald Honeycutt, 1995-96 (32 games)
	32	LeVeldro Simmons, 1995-96 (32 games)
	32	Kevin Sims, 2007-08 (32 games)
	32	Robinson Louisme, 2007-08 (32 games)
9.	31	eight players, most recent, Kevin Sims, 2008-09 (31 games)

Minutes Played

1.	1,161	Jerald Honeycutt, 1994-95 (33 games)
2.	1,156	LeVeldro Simmons, 1994-95 (33 games)
3.	1,129	Paul Thompson, 1982-83 (31 games)
4.	1,113	Kim Lewis, 1994-95 (33 games)
5.	1,108	Kevin Sims, 2007-08 (32 games)
6.	1,099	Jerald Honeycutt, 1995-96 (32 games)
7.	1,076	LeVeldro Simmons, 1995-96 (32 games)
8.	1,085	Kevin Sims, 2008-09 (31 games)
9.	1,042	Elton Webster, 1982-83 (31 games)
10.	1,041	Brandon Spann, 2000-01 (30 games)

Minutes Per Game

1.	37.1	John Williams, 1983-84 (28 games)
2.	36.4	Paul Thompson, 1982-83 (31 games)
3.	36.1	John Sutter, 1969-70 (23 games)
4.	36.0	Joe Holston, 1979-80 (27 games)
5.	35.9	John Williams, 1984-85 (28 games)
6.	35.7	Paul Thompson, 1980-81 (27 games)
	35.7	Johnny Arthurs, 1968-69 (26 games)
8.	35.5	Dave Renfro, 1973-74 (26 games)
9.	35.3	Jeff Cummings, 1975-76 (27 games)
	35.3	Anthony Reed, 1989-90 (28 games)


PLAYING TIME BY CLASS

Single-Season Minutes

Freshman:	989, Anthony Reed, 1989-90 (28 games)
Sophomore:	1161, Jerald Honeycutt, 1994-95 (33 games)
Junior:	1156, LeVeldro Simmons, 1994-95 (33 games)
Senior:	1129, Paul Thompson, 1982-83 (31 games)

Single-Season Games

Freshman:	31, Four different freshmen
Sophomore:	33, Jerald Honeycutt & Correy Childs, 1994-95
Junior:	33, LeVeldro Simmons, 1994-95
Senior:	33, Kim Lewis & Antonio Jackson, 1994-95



Anthony Reed ('93), who ranks third all-time in minutes played for the Green Wave, also set the freshman minutes record with 989 in 1989-90.



YEARLY LEADERS

Scoring

Year	Player	Pts	PPG
1952-53	Fritz Schulz	277	13.8
1953-54	Hal Cervini	339	14.7
1954-55	Hal Cervini	329	16.4
1955-56	Calvin Grosscup	399	18.1
1956-57	Calvin Grosscup	483	20.1
1957-58	Vic Klinker	274	17.2
1958-59	Vic Klinker	382	15.8
1959-60	Jack Ardon	362	15.1
1960-61	Jim Kerwin	493	20.5
1961-62	Jim Kerwin	509	21.1
1962-63	Jim Kerwin	460	23.0
1963-64	Dale Gott	377	18.0
1964-65	Al Andrews	473	18.9
1965-66	Al Andrews	434	18.9
1966-67	Al Andrews	438	18.3
1967-68	Johnny Arthurs	465	19.4
1968-69	Johnny Arthurs	666	25.6
1969-70	John Sutter	558	24.3
1970-71	John Sutter	486	19.4
1971-72	Jeff Morris	519	20.0
1972-73	John Kardzionak	479	18.4
1973-74	Phil Hicks	439	20.0
1974-75	Phil Hicks	591	22.7
1975-76	Phil Hicks	556	20.6
1976-77	Jeff Cummings	519	19.2
1977-78	Pierre Gaudin	360	13.8
1978-79	Bobby Jones	324	12.0
1979-80	Paul Thompson	391	15.0
1980-81	Paul Thompson	505	18.7
1981-82	John Williams	414	14.8
1982-83	Paul Thompson	543	17.5
1983-84	John Williams	544	19.4
1984-85	John Williams	498	17.8
1989-90	Michael Christian	502	19.3
1990-91	Anthony Reed	449	16.0
1991-92	Kim Lewis	461	15.4
1992-93	Anthony Reed	486	15.7
1993-94	Jerald Honeycutt	444	15.3
1994-95	Jerald Honeycutt	571	17.3
1995-96	Jerald Honeycutt	576	18.0
1996-97	Jerald Honeycutt	618	19.9
1997-98	Byron Mouton	444	15.3
1998-99	Ledaryl Billingsley	297	11.0
1999-00	Sterling Davis	414	13.4
2000-01	Ledaryl Billingsley	541	18.0
2001-02	Brandon Brown	428	14.8
2002-03	Waitari Marsh	395	14.6
2003-04	Quincy Davis	298	10.6
2004-05	Quincy Davis	383	13.7
2005-06	Quincy Davis	381	13.1
2006-07	David Gomez	404	13.5
2007-08	David Gomez	462	14.4
2008-09	Kevin Sims	403	13.0

Rebounding

Year	Player	Reb	RPG
1952-53	Fritz Schulz	216	10.8
1953-54	Pat Browne	188	8.2
1954-55	Dick Brennan	167	8.4
1955-56	Stan Stumpf	266	12.0
1956-57	Calvin Grosscup	258	10.7
1957-58	Louis Anderson	292	12.6
1958-59	Vic Klinker	242	10.0
1959-60	Jack Ardon	342	14.2
1960-61	Jack Ardon	392	16.3
1961-62	Jack Ardon	328	14.9
1962-63	Bob Davidson	308	14.0
1963-64	Bob Davidson	250	10.9
1964-65	George Fisher	154	7.3
1965-66	Craig Spitzer	185	8.0
1966-67	Dan Moeser	184	7.4
1967-68	Johnny Arthurs	160	6.7
	Dan Moeser	141	6.7
1968-69	Harold Sylvestre	220	8.5
1969-70	John Sutter	271	11.8
1970-71	John Sutter	242	9.7
1971-72	Rick Miller	174	7.0
1972-73	Rick Miller	195	7.5
1973-74	Phil Hicks	282	12.8

1974-75	Phil Hicks	322	12.4
1975-76	Jeff Cummings	301	11.1
1976-77	Jeff Cummings	324	12.0
1977-78	Carlos Zuniga	170	6.3
1978-79	Micha Blunt	184	6.8
1979-80	Paul Thompson	212	8.2
1980-81	Paul Thompson	255	9.4
1981-82	Paul Thompson	206	7.4
1982-83	Paul Thompson	230	7.4
1983-84	John Williams	222	7.9
1984-85	John Williams	219	7.8
1989-90	Anthony Reed	235	8.4
1990-91	Anthony Reed	221	7.9
1991-92	Anthony Reed	203	6.5
1992-93	Anthony Reed	212	6.8
1993-94	Jerald Honeycutt	194	6.7
1994-95	Rayshard Allen	248	7.8
1995-96	Jerald Honeycutt	229	7.2
1996-97	Jerald Honeycutt	201	6.5
1997-98	Chris Owens	140	5.0
1998-99	Ledaryl Billingsley	184	6.8
1999-00	Morris Jordan	169	5.5
2000-01	Ledaryl Billingsley	275	9.2
2001-02	Brandon Brown	215	7.4
2002-03	Brandon Brown	228	7.4
2003-04	Vytas Tatarunas	201	7.2
2004-05	Quincy Davis	172	6.1
2005-06	Quincy Davis	167	5.8
2006-07	David Gomez	175	5.8
2007-08	David Gomez	197	6.2
2008-09	Robinson Louisme	213	6.9

Field Goals

Year	Player	FG	FGA
1952-53	Fritz Schulz	103	295
1953-54	Hal Cervini	103	259
1954-55	Hal Cervini	98	269
1955-56	Calvin Grosscup	166	403
1956-57	Calvin Grosscup	205	539
1957-58	Bill Jargstorf	119	N/A
1958-59	Gary Stoll	131	339
1959-60	Jack Ardon	139	382
1960-61	Jim Kerwin	197	489
1961-62	Jim Kerwin	198	445
1962-63	Jim Kerwin	172	504
1963-64	Dale Gott	158	386
1964-65	Al Andrews	193	470
1965-66	Al Andrews	180	422
1966-67	Al Andrews	191	368
1967-68	Johnny Arthurs	191	389
1968-69	Johnny Arthurs	277	579
1969-70	John Sutter	214	467
1970-71	John Sutter	199	463
1971-72	Jeff Morris	155	383
1972-73	John Kardzionak	180	359
1973-74	Dave Renfroe	183	451
1974-75	Phil Hicks	251	458
1975-76	Phil Hicks	240	490
1976-77	Jeff Cummings	220	475
1977-78	Carlos Zuniga	156	318
1978-79	Bobby Jones	138	333
1979-80	Paul Thompson	164	355
1980-81	Paul Thompson	199	445
1981-82	Paul Thompson	172	349
1982-83	Paul Thompson	219	431
1983-84	John Williams	202	355
1984-85	John Williams	189	334
1989-90	Anthony Reed	209	392
1990-91	Anthony Reed	195	399
1991-92	Anthony Reed	197	413
1992-93	Anthony Reed	201	438
1993-94	Jerald Honeycutt	161	400
1994-95	Rayshard Allen	222	364
1995-96	Jerald Honeycutt	214	532
1996-97	Jerald Honeycutt	212	491
1997-98	Byron Mouton	142	394
1998-99	Ledaryl Billingsley	107	218
1999-00	Sterling Davis	149	323
2000-01	Ledaryl Billingsley	196	395
2001-02	Brandon Brown	167	302
2002-03	Brandon Brown	161	322

2003-04	Quincy Davis	112	210
2004-05	Quincy Davis	153	250
2005-06	Quincy Davis	147	253
2006-07	David Gomez	148	283
2007-08	David Gomez	162	162
2008-09	Robinson Louisme	129	252

Field Goal Percentage

Year	Player	FG%
1952-53	Fritz Schulz	34.9
1953-54	Rob Delpit	42.0
1954-55	Jim Nowakowski	45.8
1955-56	Calvin Grosscup	41.1
1956-57	Tom Murphy	43.2
1957-58	Vic Klinker	39.6
1958-59	Vic Klinker	39.2
1959-60	Jack Ardon	36.3
1960-61	Jack Ardon	41.3
1961-62	Jim Kerwin	44.5
1962-63	Bob Davidson	46.3
1963-64	Dale Gott	40.9
1964-65	Al Andrews	41.1
1965-66	Craig Spitzer	47.5
1966-67	Dan Moeser	53.5
1967-68	Terry Habig	56.5
1968-69	Terry Habig	48.3
1969-70	John Sutter	45.8
1970-71	Harold Sylvestre	48.2
1971-72	Bruce Bolyard	43.9
1972-73	Ernie Losch	62.9
1973-74	Phil Hicks	53.2
1974-75	Phil Hicks	54.8
1975-76	Jeff Cummings	50.3
1976-77	Arthur Bibbs	47.0
1977-78	Carlos Zuniga	49.1
1978-79	Bobby Jones	41.4
1979-80	Joe Holston	47.2
1980-81	Paul Thompson	44.7
1981-82	John Williams	58.4
1982-83	Paul Thompson	50.8
1983-84	Jon Johnson	57.4
1984-85	John Williams	56.6
1989-90	Anthony Reed	53.3
1990-91	Anthony Reed	48.9
1991-92	Matt Greene	57.7
1992-93	Matt Greene	54.0
1993-94	Carlin Hartman	56.9
1994-95	Rayshard Allen	61.0
1995-96	Rayshard Allen	57.5
1996-97	Correy Childs	54.6
1997-98	Morris Jordan	49.0
1998-99	Sterling Davis	49.2
1999-00	Ledaryl Billingsley	48.2
2000-01	Linton Johnson	51.0
2001-02	Brandon Brown	55.3
2002-03	Nick Sinville	55.5
2003-04	Quincy Davis	53.3
2004-05	Quincy Davis	61.2
2005-06	Quincy Davis	58.1
2006-07	Robinson Louisme	52.6
2007-08	Robinson Louisme	60.2
2008-09	Robinson Louisme	51.2

3-Point Field Goals

Year	Player	3FG	3FGA
1989-90	Michael Christian	77	210
1990-91	Michael Christian	52	121
1991-92	David Whitmore	28	72
1992-93	Anthony Reed	33	102
1993-94	Jerald Honeycutt	37	131
1994-95	Kim Lewis	47	120
1995-96	Patrick Lewis	54	151
1996-97	Jerald Honeycutt	68	204
1997-98	Byron Mouton	53	179
1998-99	Byron Mouton	46	126
1999-00	Dylan Osean	48	118
2000-01	Brandon Spann	62	195
2001-02	Brandon Spann	46	142
2002-03	Brandon Spann	46	121
2003-04	Ben Benfield	36	100
2004-05	Taylor Rochestie	41	119



Yearly Leaders

2009-10 TULANE GREEN WAVE MEN'S BASKETBALL


2005-06	Chris Moore	53	147
2006-07	Chris Moore	50	136
2007-08	Kevin Sims	46	128
2008-09	Kevin Sims	51	125

3-Point FG Percentage

Year	Player	3-PT%
1989-90	Michael Christian	.367
1990-91	Michael Christian	.430
1991-92	Greg Gary	.481
1992-93	Anthony Reed	.324
1993-94	Kim Lewis	.306
1994-95	Kim Lewis	.392
1995-96	LeVeldro Simmons	.380
1996-97	Chris Cameron	.350
1997-98	P.J. Franklin	.307
1998-99	Marlo Miles	.429
1999-00	Dylan Osean	.407
2000-01	Linton Johnson	.363
2001-02	Ben Benfield	.367
2002-03	Ivan Pjevcevic	.425
2003-04	Marcus Kinzer	.362
2004-05	Taylor Rochestie	.345
2005-06	Chris Moore	.361
2006-07	Kevin Sims	.391
2007-08	Kevin Sims	.359
2009-09	Kevin Sims	.408

Free Throws

Year	Player	FT	FTA
1952-53	Fritz Schulz	71	111
1953-54	Hal Cervini	133	171
1954-55	Hal Cervini	133	186
1955-56	Stan Stumpf	93	N/A
1956-57	Tom Murphy	121	174
1957-58	Vic Klinker	110	138
1958-59	Vic Klinker	124	153
1959-60	Jack Ardon	84	120
1960-61	Jim Kerwin	99	119
1961-62	Jim Kerwin	113	141
1962-63	Bob Davidson	100	132
1963-64	Bob Davidson	104	131
1964-65	Al Andrews	87	109
1965-66	Dan Moeser	82	119
1966-67	Dan Moeser	88	132
1967-68	Dan Moeser	125	147
1968-69	Johnny Arthurs	112	161
1969-70	John Sutter	130	169
1970-71	John Sutter	88	126
1971-72	Jeff Morris	209	268
1972-73	John Kardzionak	119	141
1973-74	Jeff Morris	92	117
1974-75	Phil Hicks	89	117
1975-76	Jeff Cummings	99	145
1976-77	Pierre Gaudin	126	155
1977-78	Pierre Gaudin	84	104
1978-79	Micah Blunt	63	100
1979-80	Paul Thompson	63	90
1980-81	Jim Hurd	111	133
1981-82	John Williams	88	133
1982-83	Paul Thompson	105	132
1983-84	John Williams	140	184
1984-85	John Williams	120	155
1989-90	Anthony Reed	96	146
1990-91	Kim Lewis	79	133
1991-92	Kim Lewis	128	176
1992-93	Pointer Williams	104	152
1993-94	Jerald Honeycutt	85	125
1994-95	Jerald Honeycutt	120	182
1995-96	Jerald Honeycutt	103	161
	Rayshard Allen	103	162
1996-97	Jerald Honeycutt	126	178
1997-98	Byron Mouton	107	141
1998-99	Ledaryl Billingsley	83	128
1999-00	Sterling Davis	103	143
2000-01	Ledaryl Billingsley	137	235
2001-02	Brandon Brown	82	131
2002-03	Brandon Spann	86	105
2003-04	Quincy Davis	74	116
2004-05	Quincy Davis	72	105



Paul Thompson ('83), whose number 33 has been retired by Tulane, is one of the all-time greats in Green Wave history.

2005-06	David Gomez	98	148
2006-07	David Gomez	106	137
2007-08	David Gomez	129	179
2008-09	Kevin Sims	110	135

Free Throw Percentage

Year	Player	FT%
1952-53	Hal Cervini	.796
1953-54	Hal Cervini	.777
1954-55	Dick Brennan	.785
1955-56	Calvin Grosscup	.770
1956-57	Stan Stumpf	.793
1957-58	Vic Klinker	.791
1958-59	Dick O'Brien	.833
1959-60	Gus Wenzel	.829
1960-61	Wayne Pearl	.833
1961-62	Jim Kerwin	.801
1962-63	Dale Gott	.889
1963-64	Dale Gott	.803
1964-65	Al Andrews	.798
1965-66	Al Andrews	.831
1966-67	Bill Fitzgerald	.758
1967-68	Dan Moeser	.850
1968-69	Terry Habig	.817
1969-70	Greg Roberts	.782
1970-71	Mike Henry	.736
1971-72	Jeff Morris	.780
1972-73	John Kardzionak	.844
1973-74	Jeff Morris	.786
	Phil Hicks	.786
1974-75	Phil Hicks	.761
1975-76	Pierre Gaudin	.778
1976-77	Pierre Gaudin	.813
1977-78	Pierre Gaudin	.808
1978-79	Marc Fletcher	.875
1979-80	Daryl Moreau	.814
1980-81	Paul Thompson	.805
1981-82	John Williams	.662
1982-83	Paul Thompson	.795
1983-84	John Williams	.761
1984-85	John Williams	.774
1989-90	Greg Gary	.872
1990-91	Greg Gary	.808
1991-92	Greg Gary	.745
1992-93	G.J. Hunter	.705
1993-94	LeVeldro Simmons	.790
1994-95	LeVeldro Simmons	.733
1995-96	LeVeldro Simmons	.788
1996-97	Dylan Osean	.809
1997-98	Byron Mouton	.759
1998-99	Dylan Osean	.840
1999-00	Dylan Osean	.889
2000-01	Brandon Spann	.843
2001-02	Brandon Spann	.861
2002-03	Brandon Spann	.819
2003-04	Marcus Kinzer	.824
2004-05	Marcus Kinzer	.845

2005-06	Andrew Garcia	783
2006-07	Kevin Sims	815
2007-08	Kevin Sims	825
2008-09	Kevin Sims	815

Assists

Year	Player	Assists
1965-66	O.J. LaCour	60
1966-67	Bill Fitzgerald	85
1967-68	Terry Habig	34
1968-69	Terry Habig	39
1969-70	Ned Reese	77
1970-71	Rick Miller	70
1971-72	Bruce Bolyard	70
1972-73	Bruce Bolyard	93
1973-74	Tony Beaulieu/Bruce Bolyard	60
1974-75	Tom Hicks	101
1975-76	Tom Hicks	208
1976-77	Pierre Gaudin	98
1977-78	Craig Harris	95
1978-79	Joe Holston	96
1979-80	Joe Holston	119
1980-81	Joe Holston	86
1981-82	Daryl Moreau	141
1982-83	Daryl Moreau	117
1983-84	Gary Delph	82
1984-85	David Dominique	91
1989-90	Greg Gary	158
1990-91	Greg Gary	111
1991-92	Pointer Williams	120
1992-93	Pointer Williams	167
1993-94	Pointer Williams	105
1994-95	LeVeldro Simmons	131
1995-96	Jerald Honeycutt	120
1996-97	Jerald Honeycutt	131
1997-98	P.J. Franklin	53
1998-99	Waitari Marsh	92
1999-00	Waitari Marsh	132
2000-01	Brandon Spann	145
2001-02	Waitari Marsh	103
2002-03	Brandon Spann	92
2003-04	Wayne Tinsley	96
2004-05	Marcus Kinzer	119
2005-06	Andrew Garcia	93
2006-07	Kevin Sims	102
2007-08	Kevin Sims	120
2008-09	Kevin Sims	123

Blocked Shots

Year	Player	Blocks
1976-77	Jeff Cummings	38
1977-78	Carlos Zuniga	17
1978-79	Micah Blunt	30
1979-80	Paul Thompson	24
1980-81	Paul Thompson	34
1981-82	John Williams	56
1982-83	John Williams	37
1983-84	John Williams	35
1984-85	John Williams	64
1989-90	Anthony Reed	22
1990-91	Anthony Reed	22
1991-92	Anthony Reed	22
1992-93	Anthony Reed	29
1993-94	Jerald Honeycutt	36
1994-95	Jerald Honeycutt	36
1995-96	Lawrence Nelson	62
1996-97	Lawrence Nelson	65
1997-98	Lawrence Nelson	49
1998-99	Sterling Davis	17
	Morris Jordan	17
1999-00	Morris Jordan	30
2000-01	Linton Johnson	58
2001-02	Brandon Brown	17
2002-03	Nick Sinville	21
2003-04	Quincy Davis	67
2004-05	Quincy Davis	41
2005-06	Quincy Davis	46
2006-07	Donnie Stith	52
2007-08	David Gomez	51



2008-09 Robinson Louisme..... 40


Year	Player.....	Steals
1976-77	Pierre Gaudin	59
1977-78	Carlos Zuniga	53
1978-79	Joe Holston	39
1979-80	Joe Holston	53
1980-81	Paul Thompson.....	32
1981-82	Paul Thompson.....	25
1982-83	Paul Thompson/John Williams	39
1983-84	Howard Jenkins.....	30
1984-85	Jon Johnson.....	30
1989-90	G.J. Hunter.....	61
1990-91	Kim Lewis.....	67
1991-92	Kim Lewis.....	63
1992-93	Pointer Williams.....	90
1993-94	Kim Lewis.....	52
1994-95	LeVeldro Simmons	62
1995-96	LeVeldro Simmons	64
1996-97	Jerald Honeycutt.....	75
1997-98	Byron Mouton.....	50
1998-99	Waitari Marsh	56
1999-00	Waitari Marsh	48
2000-01	Brandon Spann.....	51
2001-02	Waitari Marsh	54
2002-03	Byron Parker	44
2003-04	Marcus Kinzer.....	44
2004-05	Marcus Kinzer.....	37
2005-06	Chris Moore	37
2006-07	Kevin Sims	34
2007-08	Kevin Sims	44
2008-09	Kris Richard.....	59

Minutes Played


Year	Player.....	Min	MPG
1968-69	Johnny Arthurs.....	928	35.7
1969-70	John Sutter.....	830	36.1
1970-71	Not available		
1971-72	Jeff Morris.....	897	34.5
1972-73	Ted Kardzionak	808	31.1
1973-74	Dave Renfroe.....	924	35.5
1974-75	Phil Hicks.....	823	31.7
1975-76	Jeff Cummings.....	954	35.3
1976-77	Jeff Cummings.....	944	35.0
1977-78	Carlos Zuniga	781	28.9
1978-79	Joe Holston.....	850	32.7
1979-80	Joe Holston.....	972	36.0
1980-81	Paul Thompson.....	965	35.7
1981-82	Daryl Moreau.....	960	34.3
1982-83	Paul Thompson.....	1129	36.4
1983-84	John Williams.....	1038	37.1
1984-85	John Williams.....	1006	35.9
1989-90	Anthony Reed	989	35.3
1990-91	Anthony Reed	961	34.3
1991-92	Anthony Reed	871	28.1
1992-93	Anthony Reed	1037	33.5
1993-94	Jerald Honeycutt.....	935	32.2
1994-95	Jerald Honeycutt.....	1161	35.2
1995-96	Jerald Honeycutt.....	1099	34.3
1996-97	Chris Cameron	1005	32.5
1997-98	Byron Mouton.....	908	31.3
1998-99	Byron Mouton.....	690	27.6
1999-00	Waitari Marsh	895	28.9
2000-01	Brandon Spann.....	1041	34.7
2001-02	Brandon Brown	1013	34.9
2002-03	Brandon Brown	1045	33.7
2003-04	Wayne Tinsley	887	31.7
2004-05	Taylor Rochestie.....	854	30.5
2005-06	Chris Moore	930	32.1
2006-07	Chris Moore	893	29.8
2007-08	Kevin Sims	1108	34.6
2008-09	Kevin Sims	1085	35.0

Personal Fouls

Year	Player.....	PF
1954-55	Jim Nowakowski	83
1955-56	Tom Murphy	102
1956-57	Tom Murphy	88
1957-58	Lou Anderson.....	82
1958-59	Gus Wenzel.....	81
1959-60	Jack Ardon.....	62
1960-61	Jack Ardon.....	70
1961-62	Bob Davidson.....	56
1962-63	Bob Davidson.....	83
1963-64	Bob Davidson.....	82
1964-65	Al Andrews	70
1965-66	Mitch Urbanski	92
1966-67	Bill Fitzgerald	72
1967-68	Bill Fitzgerald	71
1968-69	Harold Sylvester	96
1969-70	Harold Sylvester	85
1970-71	Harold Sylvester	109
1971-72	Jeff Morris.....	92
1972-73	Bruce Bolyard	88
1973-74	Phil Hicks.....	86
1974-75	Phil Hicks.....	106
1975-76	Phil Hicks.....	101
1976-77	Carlos Zuniga	102
1977-78	Carlos Zuniga	112
1978-79	Micah Blunt.....	108
1979-80	Micah Blunt.....	103
1980-81	Micah Blunt.....	94
1981-82	Paul Thompson.....	67
1982-83	John Williams	87
1983-84	Jon Johnson.....	65
1984-85	John Williams	74
1989-90	Anthony Reed	99
1990-91	Carlin Hartman	88
1991-92	Greg Gary	80
1992-93	Carlin Hartman	100
1993-94	Carlin Hartman	86
1994-95	Rayshard Allen.....	91
1995-96	Lawrence Nelson	92
1996-97	Correy Childs	96
	Lawrence Nelson	96
1997-98	Byron Mouton.....	75
1998-99	Ledaryl Billingsley.....	74
	Sterling Davis	74
1999-00	Ledaryl Billingsley.....	88
2000-01	Ledaryl Billingsley.....	110
2001-02	Nick Sinville.....	70
2002-03	Brandon Brown	73
2003-04	Quincy Davis	98
2004-05	Quincy Davis	85
2005-06	David Gomez.....	83
2006-07	David Gomez.....	86
2007-08	David Gomez.....	88
2008-09	Robinson Louisme.....	96




Ledaryl Billingsley led Tulane in free throws twice during his career.



Linton Johnson recorded 58 blocked shots in 2000-01.



Donnavan Stith ranks fifth on the school's career blocks list with 142 and led the team in blocks with 52 in 2006-07.



John "Hot Rod" Williams ('85) led the Green Wave in blocks for four straight years before embarking on a successful NBA career.



New Orleans Arena Records

2009-10 TULANE GREEN WAVE MEN'S BASKETBALL

INDIVIDUAL RECORDS

Scoring

1. 38 Ledaryl Billingsley, Tulane vs. Charlotte, Feb. 14, 2001 (2ot)
2. 31 Brandon Spann, Tulane vs. Southern Miss, Feb. 7, 2001
3. 30 Rodney White, Charlotte vs. Tulane, Feb. 14, 2001
4. 28 Teddy Dupay, Florida vs. Tulane, Dec. 28, 2000
28 Reece Gaines, Louisville vs. Tulane, Jan. 10, 2001
6. 27 Kenyon Martin, Cincinnati vs. Tulane, Jan. 12, 2000
27 Jobey Thomas, Charlotte vs. Tulane, Feb. 14, 2001
27 Waitari Marsh, Tulane vs. LSU, Dec. 28, 2002
27 Marcelus Kemp, Nevada vs. Creighton, March 16, 2007
9. 26 Brandon Spann, Tulane vs. Southern, Dec. 30, 2000
26 Ledaryl Billingsley, Tulane vs. Louisville, Jan. 10, 2001
11. 25 Deandra Tanner, Oregon State vs. LSU, Dec. 28, 2000
25 Lawrence Roberts, Mississippi State vs. Virginia Tech, Dec. 30, 2004
25 Trey Johnson, Jackson State vs. Florida, March 16, 2007
13. 24 Morris Jordan, Tulane vs. Fordham, Nov. 17, 1999
24 Bevon Robin, Fordham vs. Tulane, Nov. 17, 1999
24 Courtney Henderson, Southern vs. Tulane, Dec. 30, 2000
24 Quemont Greer, DePaul vs. Tulane, Jan. 15, 2005
17. 23 Waitari Marsh, Tulane vs. Vanderbilt, Dec. 10, 2001
23 Tack Minor, LSU vs. Florida State, Dec. 30, 2004
23 Nate Funk, Creighton vs. Nevada, March 16, 2007
19. 22 12 times
31. 21 Six times

Field Goals: 14, Ledaryl Billingsley, Tulane vs. Charlotte, Feb. 14, 2001
 FG Attempts: 25, Ledaryl Billingsley, Tulane vs. Charlotte, Feb. 14, 2001
 FG %: - 1.000 (7-7), Joakim Noah, Florida vs. Jackson State, March 16, 2007
 - .900 (9-10), Brandon Brown, Tulane vs. Vandy, Dec. 10, 2001
 3-Pointers: 7, Teddy Dupay, Florida vs. Tulane, Dec. 28, 2000
 3-Pt Atts.: 12, Joe Adkins, Oklahoma State vs. LSU, Dec. 30, 1999
 3-Pt. %: 1.000 (5-5), Keith Bogans, Kentucky vs. Tulane, Dec. 10, 2002
 Free Throws: 16, Brandon Spann, Tulane vs. USM, Feb. 7, 2001
 FT Attempts: 17, Brandon Spann, Tulane vs. USM, Feb. 7, 2001
 FT %: (min. 10 attempts) 1.000, (11-11), Bevon Robin, Fordham vs. Tulane, Nov. 17, 1999
 Rebounds: 19, Lawrence Roberts, Miss. St. vs. Virginia Tech, Dec. 30, 2004
 Assists: 12, Taurean Green, Florida vs. Jackson State, March 16, 2007
 Blocks: - 6, Linton Johnson, Tulane vs. Southern, Dec. 30, 2000
 - 6, Linton Johnson, Tulane vs. Louisville, Jan. 10, 2001
 Steals: 7, Jason Harris, Fordham vs. Tulane, Nov. 17, 1999
 Minutes: 45, Reece Gaines, Louisville vs. Tulane, Jan. 10, 2001
 45, Marcelus Kemp, Nevada vs. Creighton, March 16, 2007

TEAM RECORDS

Points

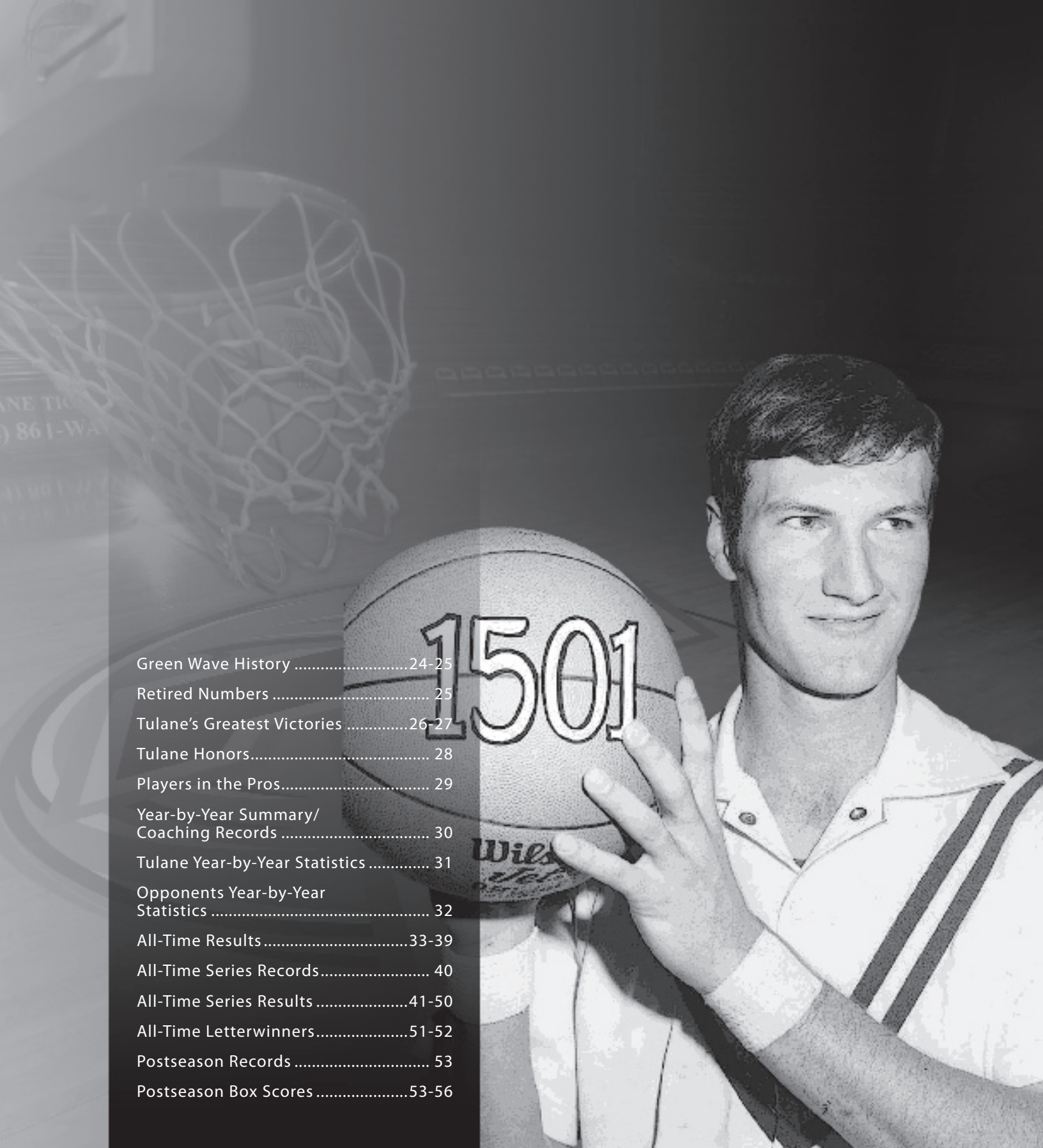
1. 112 Florida vs. Jackson State, March 16, 2007
2. 103 Florida vs. Tulane, Dec. 28, 2000
3. 98 Charlotte vs. Tulane, Feb. 14, 2001
4. 93 Tulane vs. Charlotte, Feb. 14, 2001
5. 91 Memphis vs. Tulane, Jan. 24, 2001
6. 87 Louisville vs. Tulane, Jan. 10, 2001
87 Tulane vs. Vanderbilt, Dec. 10, 2001
8. 85 Tulane vs. Florida, Dec. 28, 2000
9. 84 Tulane vs. Louisville, Jan. 10, 2001
84 DePaul vs. Tulane, Feb. 17, 2001

Points, First Half: 59, Florida vs. Tulane, Dec. 28, 2000
 Points, Second Half: 71, Florida vs. Jackson State, March 16, 2007
 Points, Overtime: 18, Nevada vs. Creighton, March 16, 2007
 Field Goal %: .667 (34-51), Tulane vs. Vanderbilt, Dec. 10, 2001
 Three-Pointers: 11, Oregon State vs. LSU, Dec. 28, 2000
 11, LSU vs. Oregon State, Dec. 28, 2000
 11, LSU vs. Tulane, Dec. 28, 2002
 Three-Point %: - .563 (9-16), Kentucky vs. Tulane, Dec. 10, 2002
 - .636 (7-11), Tulane vs. Vanderbilt, Dec. 10, 2001
 Free Throw %: - .944 (17-18), Arizona vs. Purdue, March 16, 2007
 - 1.000 (9-9), Tulane vs. Mississippi State, Dec. 29, 2001

MEN'S COLLEGE BASKETBALL AT THE NEW ORLEANS ARENA

Date	Winner	Loser	Event	Score	Att.
11-17-99	Tulane	Fordham	NIT	80-69	2,624
12-8-99	Tulane	Texas A&M		64-60 (ot)	2,407
12-22-99	Tulane	N.C. State		73-62	5,408
12-30-99	Kentucky	Missouri	Sugar	70-53	12,341
12-30-99	LSU	Oklahoma St.	Sugar	63-53	12,341
1-12-00	Cincinnati	Tulane		72-59	9,363
1-24-00	Tulane	New Orleans		53-46	4,399
2-9-00	Tulane	Memphis		64-63	2,859
12-28-00	Florida	Tulane	Sugar	103-85	6,215
12-28-00	LSU	Oregon State	Sugar	78-68	6,215
12-30-00	Tulane	Southern		82-75	1,746
1-10-01	Louisville	Tulane		87-84 (ot)	3,069
1-24-01	Memphis	Tulane		91-69	2,058
2-7-01	Tulane	Southern Miss		80-69	2,431
2-14-01	Charlotte	Tulane		98-93 (ot)	1,808
2-17-01	DePaul	Tulane		84-44	2,286
12-10-01	Tulane	Vanderbilt		87-77	2,844
12-27-01	Miami	LSU	Sugar	68-61	8,023
12-27-01	Alabama	Notre Dame	Sugar	79-76	8,023
12-29-01	Mississippi St.	Tulane		77-66	3,859
12-10-02	Kentucky	Tulane		76-60	5,216
12-28-02	Mississippi St.	Oklahoma St.	Sugar	54-45	11,177
12-28-02	LSU	Tulane	Sugar	74-62	11,177
12-27-03	Mississippi St.	Tulane	Sugar	72-50	5,328
12-27-03	LSU	UAB	Sugar	78-62	5,328
12-30-04	Mississippi St.	Virginia Tech	Sugar	71-65	4,527
12-30-04	LSU	Florida State	Sugar	67-50	4,527
1-15-05	DePaul	Tulane		81-63	2,144
12-2-06	LSU	Tulane		74-67	3,577
3-16-07	Memphis	North Texas	NCAA	73-58	13,393
3-16-07	Nevada	Creighton	NCAA	77-71 (ot)	13,393
3-16-07	Purdue	Arizona	NCAA	72-63	13,585
3-16-07	Florida	Jackson State	NCAA	112-69	13,585
3-18-07	Memphis	Nevada	NCAA	78-62	13,594
3-18-07	Florida	Purdue	NCAA	74-67	13,594

NIT - Preseason NIT
 Sugar - Nokia Sugar Bowl Classic
 NCAA - 2007 NCAA Tournament First/Second Round




Green Wave History	24-25
Retired Numbers	25
Tulane's Greatest Victories	26-27
Tulane Honors.....	28
Players in the Pros.....	29
Year-by-Year Summary/ Coaching Records	30
Tulane Year-by-Year Statistics	31
Opponents Year-by-Year Statistics	32
All-Time Results	33-39
All-Time Series Records.....	40
All-Time Series Results	41-50
All-Time Letterwinners.....	51-52
Postseason Records	53
Postseason Box Scores	53-56

History




Green Wave History

2009-10 TULANE GREEN WAVE MEN'S BASKETBALL



(left)
John Sutter earned All-America honors for the Wave after averaging 24.3 points per game in 1969-70.



(right)
Anthony Reed, Makeba Perry and G.J. Hunter celebrate Tulane's first-ever NCAA Tournament victory in 1992 against St. John's.

More than 1,000 victories, 30 players who have scored more than 1,000 points and a quartet of first-team All-Americans. It adds up to the tradition of nearly a century of Tulane basketball, a tradition that has reached new heights in the last 16 years with a conference championship, a division title and seven postseason berths, including three NCAA Tournament appearances.

Two groups of students played the first basketball game at Tulane on Dec. 9, 1905. A varsity team was organized the same season and, under the direction of Silas Hickey, won eight of 13 games and claimed the state championship. However, Tulane lost its first intercollegiate contest to Auburn by a score of 26-7. William T. Patton captained that first team.

Tulane posted its best all-time record in 1923-24, when Claude Simons Sr. guided the Green Wave to a 22-1 record. The next year, Tulane finished 18-3.

The Green Wave experienced sporadic success over the next two decades. In 1943-44, Coach Vernon Haynes' club finished 16-6 overall and posted the best record in the Southeastern Conference.

In 1945, the most successful coach in Tulane history, Cliff Wells, took over the program. Within two seasons, the Green Wave had a 20-victory campaign, going 22-9 in 1946-47.

The 1947-48 club finished 23-3 and appeared destined for a National Invitation Tournament berth before a second-round upset to Georgia Tech in the SEC Tournament.

The next season, Tulane again won 20 games, finishing 24-4. In the first year of the Associated Press college basketball rankings, the Green Wave ended the season ranked ninth by AP. That would also be the last time a Green Wave team would win 20 games until 1992, when Tulane won its first 13 games on its way to a 22-9 season.

Wells would finish his coaching career in 1963 with 259 victories, more than twice as many as any other coach in Tulane history. The following excerpt of a letter written by Wells to a high school coach may explain the drive behind Green Wave teams of the Wells era:

"I am a firm believer that condition means stamina. Stamina demands training. Training spells sacrifice. Sacrifice is the highway to desire. If a boy is traveling another road he is lost in every sense of the word. I would not have him on my squad." The athlete at his best learns something different. Not comfortable ease.

"Not idleness. Not self-indulgence. Not jaunty contempt for authority. These never win any game. Instead, these: obedience, self-denial, team play and always the inner cry—"I must, I MUST and I will!"

Wells went on to become secretary of the National Collegiate Basketball Coaches Association following his retirement. He would later be inducted into the Naismith Basketball Hall of Fame.

Wells, Simons and Perry Clark are the only coaches in school history to reach 100 victories. Simons had 101 wins from 1920-28 and 1930-31. Clark closed his Tulane coaching stint with 185 victories, second all-time at the school. The Wells era produced Tulane's first All-American, Mel Payton, who in 1951 became the second member of the Green Wave's 1,000-point club (Jim Riffey was the first only a year earlier) and set single-game and season rebounding records that stand today.

The 1960s produced two more All-Americans, Jim Kerwin in 1963 and Johnny Arthurs in 1969. They became the first two players in school history to average 20 points per game over their careers, a group later joined by Phil Hicks. Kerwin, who earned All-America honors in 1962 and 1963, remains Tulane's only two-time All-American.

The most recent first-team All-America selection was John Sutter, who achieved the honor in 1970. Sutter's 24.3 scoring average that season is second in school history only to the 25.6 by Arthurs as a senior.

Accolades over the last 25 years have gone to Paul Thompson, who was the Metro Conference's Freshman of the Year in 1980 and was named All-Metro four times; John Williams, who also was a three-time All-Metro choice and the league's Player of the Year in 1984; Anthony Reed, Tulane's No. 2 all-time leading scorer, who earned Metro Conference




Freshman of the Year honors in 1990 and was a four-time All-Metro pick; and Clark, who was named National Coach of the Year by three organizations in 1992. Jerald Honeycutt, also a four-time all-conference honoree, garnered All-America kudos in 1997.

Just like all programs have great teams, great coaches and great players, Tulane has had its great moments through the years, such as:

- Victories over LSU (83-72) and Nevada-Las Vegas (56-51) in the 1982 NIT, Tulane's first postseason appearance after being shunned some 34 years earlier;
- A 110-94 victory over LSU in 1969 before an overflow crowd in Tulane Gym, despite an incredible 66-point performance by the late "Pistol" Pete Maravich;
- A 78-75 upset victory over second-ranked Cincinnati in 1977 in the Louisiana Superdome;
- Daryl Moreau's 30-footer at the buzzer to defeat Memphis State 49-47 in 1983, and Paul Thompson's 25-footer at the horn of the second overtime to top Florida State 80-79 on the road two nights later, shots topped only in drama and difficulty by Jerald Honeycutt's 1995 three-pointer at the buzzer to top FSU;
- A pair of marathons with Dean Smith's North Carolina clubs, though Tulane lost both games, 113-106 in four overtimes in 1976 in the 'Dome, and 70-68 in triple OT in 1982 in Chapel Hill. The latter came only after a Michael Jordan 25-footer at the regulation buzzer forced overtime;
- An 81-80 thriller over nationally-ranked Memphis State in 1990, the Green Wave's first season back on the floor in five years;
- A win at Southern Mississippi in the final game of the 1991-92 regular season to wrap up Tulane's first Metro Conference title, and less than two weeks later, a victory over St. John's in the Green Wave's first NCAA Tournament game;
- And subsequent first-round NCAA victories over Kansas State in 1993, 55-53, and Brigham Young in 1995, 76-70, which helped continue a streak of five straight seasons in which Tulane won a postseason game.

As Tulane continues its 11th decade of intercollegiate basketball at the beginning of a new millennium, the greats live on and the tradition continues.

RETIRED NUMBERS



#1

In his college days at Tulane, Terry Terrebbonne was a football player. He never played basketball. But in his seven years as a member of the Green Wave's athletic administration, it was quite evident his love for the university and its athletic program was rivaled by few, if any. Terrebbonne died suddenly on April 10, 1992, and little more than a week later, at Tulane's postseason banquet, Green Wave coach Perry Clark honored Terrebbonne by retiring jersey No. 1 in his honor.




#6

A Tulane alumnus and longtime supporter of the Green Wave, Ben Weiner was a charter member of the Green Wave Athletic Association, established the Ben Weiner Foundation for athletic scholarships and rarely missed a Tulane home game. A 1930 graduate, Weiner was inducted into the Tulane Athletic Hall of Fame in 1981 and was honored again in 1990 when the street on which the Green Wave athletic complex sits was named Ben Weiner Drive. He passed away Sept. 6, 1997, at the age of 87.




#31

Johnny Arthurs holds the Tulane single-season scoring record – 666 points as a senior in 1968-69 – as well as virtually all single-season offensive records. That senior season performance earned Arthurs first-team All-America honors. Arthurs finished his Tulane career with 1,501 points, which ranked No. 1 on the Green Wave's scoring list at the time. Thirty-four years later, Arthurs still is the No. 7 scorer in Tulane history. His No. 31 was retired on Feb. 20, 1993.



#33

Paul Thompson never averaged fewer than 14 or more than 18 points per game in a season during his Tulane career. That consistency enabled Thompson to become the all-time leading scorer in Tulane history with 1,851 points when he graduated in 1983. Thompson, a four-time All-Metro Conference selection, now is No. 3 on the scoring list. He continued to play professionally overseas after an NBA career with Cleveland and Philadelphia. Thompson wore Nos. 33 and 34 during his Tulane career, but his initial number (33) was retired on Feb. 20, 1993.



#55

Anthony Reed helped bring the Tulane basketball program from non-existent to nationally-ranked in four years. When Reed completed his senior year in 1993, he had become Tulane's all-time leading scorer with 1,896 points. Reed, like Thompson a four-time All-Metro pick, was a second-round draft choice of the Chicago Bulls in June 1993. His No. 55 was retired at his final home game March 6, 1993, the same day Reed passed Thompson to become the career scoring leader.



#93

Anthony Reed and the other five members of the Class of 1993 did what no other group of athletes has done in NCAA history; that is, restart a program and bring it to a national-caliber level by their senior seasons. In tribute to their accomplishments, the No. 93 was retired in their honor in pregame ceremonies at their final home game March 6, 1993. In addition to Reed, also recognized were: G.J. Hunter, Bret Just, Carter Nichols, Matt Popp and Pete Rasche.



Tulane's Greatest Victories

2009-10 TULANE GREEN WAVE MEN'S BASKETBALL



Tulane basketball has played many memorable and historic games. The following is a sampling of some of the greatest victories in Green Wave basketball history. This is not meant to be a complete listing of "Tulane's Greatest Games," it is just a subjective collection of exciting moments on the hardwood for the Green Wave.

MARCH 20, 1992 – TULANE 61, ST. JOHN'S 57

Perry Clark oversaw the return of the Green Wave to national prominence. After a four-year hiatus, the Wave returned to the hardwood in 1989-90, posting a 4-24 record. The second season saw a jump to 15-13 while the third year completed one of the more improbable turnarounds in college hoops history as Tulane went 21-8 during the season to earn a bid to the NCAA Tournament. In its first NCAA Tourney game in history, the Green Wave showed no jitters, upending St. John's, 61-57, in Atlanta behind 15 points from David Whitmore and 12 each from Anthony Reed and Kim Lewis.

JANUARY 11, 1990 – TULANE 81, MEMPHIS STATE 80

After discontinuing men's basketball for four years, Tulane returned to the hardwood for the 1989-90 season with a team of freshmen and transfers. Under rookie head coach Perry Clark, the Green Wave opened the "Hoops are Back" season with a 2-8 record with its only wins being over Texas-Pan American and in double-overtime against Tennessee Tech.

However, in its first Metro Conference home game of the year, Tulane shocked No. 20 Memphis State, 81-80, to cause bedlam in Fogelman Arena. The Wave would add just one more victory as it finished 4-24.

MARCH 12, 1982 – TULANE 83, LSU 72

The Tulane-LSU men's basketball rivalry, which dated back to 1911 and included a minimum of two games per season, was abruptly ended following the 1980-81 series as Tulane's Roy Danforth and LSU's Dale Brown refused to play each other, citing various in-game transgressions. However, the NIT schedule-makers saw an opportunity and the following season, sent the Green Wave to Baton Rouge for a first-round NIT battle with the Tigers. Entering the game having lost 18 in a row to LSU, Tulane upended the Tigers, 83-72, despite attempting just 38 field goals (to LSU's 80). The Wave buried 31-of-42 free throws in the win as Paul Thompson scored 19 points with 10 boards and John "Hot Rod" Williams added 18 points and seven boards.


DECEMBER 14, 1968 – TULANE 101, LSU 99 AND FEBRUARY 10, 1969 – TULANE 110, LSU 94

Tulane coach Ralph Pedersen employed tactics used in later years to battle Michael Jordan-led teams as he guided his Greenies against LSU and Pistol Pete Maravich. The heated Tulane-LSU rivalry always brought out the best in both teams, but the Wave was expected to be over-matched against Maravich and Company. However, in the first meeting in Baton Rouge, Maravich piled up 55 points, but it was the Green Wave prevailing, 101-99, in double-overtime as big man Harold Sylvester logged 32 points with 22 rebounds. Maravich missed a free throw late in regulation and also missed a pair in the second OT, while Tulane's John Sutter scored 12 of his 24 points, including a tip-in at the buzzer, in the second OT, to lift the Wave.

In the second game of the series, before an overflow crowd at Tulane Gym, Maravich attempted 51 shots (the rest of the Tigers had 25 field-goal attempts) and finished with 66 points, but the Green Wave had four players in double figures, led by Johnny Arthurs with 29, to "cruise" to a 110-94 triumph.

JANUARY 22, 1977 – TULANE 78, CINCINNATI 75

Entering the game with a 6-8 record, Tulane was given little chance against No. 2 Cincinnati in a contest played at the Louisiana Superdome. However, the Green Wave beat the odds, burying 31-of-55 shots (.564) to upend the Bearcats, 78-75. Cincinnati tied the game three times in the second half on buckets by Steve Collier, but each time the Wave responded. Big man Jeff Cummings



broke a 65-all score with a layup followed by back-to-back hoops from Carlos Zuniga to make it 71-65. But again, the Bearcats battled back, pulling within one at a 76-75 with 26 seconds to go. However, Arthur Bibbs iced the victory with a pair of free throws with seven second remaining. Pierre Gaudin tallied 20 points on 9-of-14 shooting while Cummings registered 18 points and 12 rebounds.

FEBRUARY 12, 1983 –
TULANE 49, MEMPHIS STATE 47

No. 9 Memphis State came to Tulane Gym with an 18-2 record and star big man Keith Lee. However, the Green Wave controlled the pace and Lee, holding the Tiger big man to just seven points and eight rebounds. A 15-foot jumper by Paul Thompson gave the Greenies a 47-46 advantage with 31 seconds to go, but Memphis hit one-of-two free throws with six seconds to go to knot the game at 47. After calling timeout and getting the ball in the backcourt, the Wave found Darryl Moreau, who launched a 30-footer at the buzzer which found the bottom of the net for the thrilling upset victory.

DECEMBER 5, 1995 –
TULANE 78, FLORIDA STATE 77

While the game may not have been between ranked teams and it may not have involved a thrilling upset, this early-season meeting between Tulane and Florida State is recognized by many as having ended on the greatest shot in Green Wave history. Trailing 77-75 in the final seconds of the game at the Louisiana Superdome, Tulane star Jerald Honeycutt retrieved a loose ball in the corner

and as he was falling out of bounds, he lifted off, releasing the shot just before crashing into the courtside seats. While it looked like he had just turned and heaved a prayer, slow-motion replays show Honeycutt square up as he is falling and release the perfect shot which found nothing but net and lifted the Greenies to victory.

JANUARY 4, 1992 – TULANE 87, LOUISVILLE 83

The Green Wave, in just its third year after a four-suspension of the program, had rolled to a 8-0 start to the 1991-92 season, but its first true challenge came in its first league game of the year - on the road at Louisville and Freedom Hall. The legendary Green Wave "Posse" - the bench fivesome of Pointer Williams, Kim Lewis, Carlin Hartman, Matt Greene and Makeba Perry - keyed the Wave attack as it upended the Cardinals, 87-83. The Posse combined for 59 points, including a career-high 20 points from Greene. That victory vaulted the Green Wave into the national rankings for the first time in 43 years.

JANUARY 28, 1991 –
TULANE 84, NEW ORLEANS 83

Facing a red-hot UNO team in late January, the Green Wave stepped up with a huge win. The crosstown Privateers had posted 17 straight wins to climb to No. 22 in the nation, but Tulane forced one overtime, and then another. As UNO pulled away down the stretch, it looked like another morale victory for the young Wave. However, down five with 16 seconds to go in the second overtime period, Tulane's G.J Hunter buried a three-pointer to make it 83-81. The Wave's Michael

Christian stole the in-bounds pass and found Carter Nicholls who fed David Whitmore on the left wing. Whitmore buried the three-pointer to lift the Wave to the victory and even its record at 9-9.

DECEMBER 30, 1948 –
TULANE 81, HOLY CROSS 79

Holy Cross, which had won the NCAA Championship just two years earlier traveled to New Orleans for the annual Sugar Bowl Tournament. The confident Crusaders, led by future NBA Hall of Famer Bob Cousy, had a surprise from the de facto home team however, as the Green Wave pulled off an 81-79 victory. That win was the opened a 12-game winning streak as the Green Wave would go on to finish 24-4, defeating Alabama, Georgia and LSU in the SEC Tourney before falling to Kentucky in the championship. Tulane finished the year ranked No. 9 in the nation.

JANUARY 14, 1957 – TULANE 68, KENTUCKY 60

While head coach and future Basketball Hall-of-Famer Cliff Wells had built the Green Wave into a powerful program, the veteran strategist had not dethroned legendary Kentucky coach Adolph Rupp. Despite multiple 20-win seasons and numerous victories over state rival LSU, Tulane had dropped 14 straight to the Wildcats. However, Wells finally overcame the streak, posting the key SEC victory on the way to a third-place finish in the league

MARCH 20, 1996 –
TULANE 83, ILLINOIS STATE 72

After a solid regular season in which Tulane captured its division in Conference USA, the Green Wave lost its final regular season game and also fell in the first round of the C-USA Tourney. Given a second chance in the NIT, the Greenies came to life, defeating Auburn (87-73 in OT on the road) and Minnesota (84-65 on the road) to advance to the Quarterfinals against Illinois State at home. Before a sold-out crowd at Fogelman Arena, the Wave pulled away in the second half behind Jerald Honeycutt (25 points, nine rebounds) and LeVeldro Simmons (21 points, 11-of-12 FTs) to advance to New York City for the NIT Semifinals.



Tulane Honors

2009-10 TULANE GREEN WAVE MEN'S BASKETBALL

ALL-AMERICANS

- 1997: Jerald Honeycutt (third team) (NABC)
- 1970: John Sutter (no team desig.) (Helms Foundation)
- 1969: Johnny Arthurs (no team desig.) (Helms Foundation)
- 1963: Jim Kerwin (no team desig.) (Helms Foundation)
- 1962: Jim Kerwin (third team) (Helms Foundation)
- 1951: Mel Payton (third team) (Helms Foundation)
- 2950: Jim Riffey (first team) (Chicago Herald-American)
- 1949: Jim Riffey (third team) (The Sporting News)

NABC ALL-DISTRICT

(First-team unless noted)

- 2008: David Gomez
- 2007: David Gomez (2nd)
- 2003: Brandon Brown (2nd)
- 2002: Brandon Brown
- 2001: Ledaryl Billingsley (2nd)
- 1998: Byron Mouton (2nd)
- 1996: Jerald Honeycutt Rayshard Allen
- 1992: Anthony Reed Kim Lewis (2nd)
- 1985: John Williams
- 1984: John Williams (2nd)
- 1982: Paul Thompson John Williams (2nd)
- 1981: Paul Thompson
- 1963: Jim Kerwin (2nd)
- 1962: Jim Kerwin (2nd)
- 1957: Calvin Grosscup
- 1955: Hal Cervini
- 1954: Hal Cervini
- 1953: Fritz Schulz
- 1952: Don Holt
- 1951: Mel Payton
- 1950: Jim Riffey

NABC ALL-DISTRICT COACH OF THE YEAR

- 2008: Dave Dickerson

ALL-CONFERENCE USA

(First-team unless noted)

- 2008: David Gomez (2nd)
- 2007: David Gomez (3rd)
- 2006: Quincy Davis (3rd)
- 2003: Waitari Marsh (3rd)
- 2002: Brandon Brown (2nd)
- 2001: Ledaryl Billingsley (2nd)
- 1997: Jerald Honeycutt Rayshard Allen (3rd)
- 1996: Jerald Honeycutt Rayshard Allen (2nd)

CONFERENCE USA ALL-FRESHMAN TEAM

- 2007: Kevin Sims
- 2005: Taylor Rochestie
- 1998: Byron Mouton
- 1997: Dylan Osean

CONFERENCE USA ALL-ACADEMIC TEAM

- 2007: Andrew Garcia
- 2006: Andrew Garcia

CONFERENCE USA PLAYER OF THE WEEK

- 2008: David Gomez, Jan. 27
- 2007: Chris Moore, Feb. 19, March 4
- 2006: Quincy Davis, Feb. 6
- 1997: Jerald Honeycutt, Jan. 20
- 1996: Jerald Honeycutt, Dec. 11, Feb. 12

METRO CONFERENCE PLAYER OF THE YEAR

- 1984: John Williams


ALL-METRO

(First-team unless noted)

- 1995: Jerald Honeycutt Rayshard Allen
- 1994: Jerald Honeycutt (2nd)
- 1993: Anthony Reed
- 1992: Anthony Reed (2nd) Kim Lewis (2nd)
- 1991: Anthony Reed
- 1990: Anthony Reed (2nd)
- 1985: John Williams
- 1984: John Williams
- 1983: Paul Thompson
- 1982: John Williams Paul Thompson (2nd)
- 1981: Paul Thompson
- 1980: Paul Thompson (2nd)
- 1978: Carlos Zuniga (2nd)
- 1977: Jeff Cummings
- 1976: Phil Hicks

METRO CONFERENCE ALL-FRESHMAN TEAM

- 1994: Rayshard Allen Jerald Honeycutt
- 1993: LeVeldro Simmons
- 1992: Pointer Williams
- 1991: Kim Lewis Carlin Hartman
- 1990: Anthony Reed G.J. Hunter
- 1982: John Williams
- 1980: Paul Thompson
- 1979: Micah Blunt
- 1978: Eric Dozier Clarence James
- 1977: Carlos Zuniga



Two-time All-American Jim Kerwin (1961-63) has been inducted into two halls of fame since his Tulane career ended.

METRO CONFERENCE FRESHMAN OF THE YEAR

- 1992: Pointer Williams
- 1991: Kim Lewis
- 1990: Anthony Reed
- 1980: Paul Thompson

METRO CONFERENCE COACH OF THE YEAR

- 1992: Perry Clark
- 1991: Perry Clark
- 1982: Ned Fowler

ALL-METRO TOURNAMENT

- 1995: Jerald Honeycutt
- 1992: Kim Lewis Anthony Reed
- 1983: Paul Thompson

ALL-SOUTH INDEPENDENT

- 1974: Phil Hicks

ALL-SEC

(First-team unless noted)

- 1966: Al Andrews (Hon. Ment.)
- 1965: Al Andrews (2nd)
- 1963: Jim Kerwin (2nd)
- 1962: Jim Kerwin Jack Ardon (3rd)
- 1961: Jack Ardon (2nd) Jim Kerwin (2nd)
- 1960: Jack Ardon (2nd) Vic Klinker (2nd)
- 1959: Gary Stoll (2nd) Vic Klinker (3rd)
- 1957: Calvin Grosscup (2nd)
- 1955: Hal Cervini (2nd)
- 1954: Hal Cervini (2nd)
- 1952: Don Holt (2nd)
- 1951: Mel Payton
- 1950: Jim Riffey Mel Payton (2nd)
- 1949: Virgil Risner Jim Riffey (2nd) Warren Perkins (3rd)
- 1948: Alex Athas (2nd)
- 1947: Alex Athas (2nd) Warren Perkins (2nd)
- 1944: Alex Athas Ferd Lorio (2nd) Hugh Taylor (2nd)
- 1938: Dietrich Neyland

ALL-SEC TOURNAMENT

- 1951: Mel Payton (2nd)
- 1950: Jim Riffey (2nd)
- 1949: Warren Perkins (1st) Virgil Risner (1st) Jim Riffey (2nd)

Note: Prior to 1949, the All-SEC Tournament team also served as the All-SEC Team.

MISCELLANEOUS HONORS

NAISMITH BASKETBALL HALL OF FAME

- 1971: Cliff Wells, Coach

NATIONAL COACH OF THE YEAR

- 1992: Perry Clark (UPI, USBWA, Scripps Howard)

LOUISIANA SPORTS HALL OF FAME

- 2007: Warren Perkins
- 1992: Alex "Greek" Athas

LOUISIANA BASKETBALL HALL OF FAME

- 2009: Phil Hicks John "Hot Rod" Williams
- 2008: Perry Clark, Paul Thompson
- 2000: Johnny Arthurs
- 1987: Jim Kerwin
- 1980: Warren Perkins
- 1976: Cliff Wells

GREATER NEW ORLEANS SPORTS HALL OF FAME

- 2001: Johnny Arthurs
- 1987: Jim Kerwin
- 1981: Warren Perkins
- 1980: Alex "Greek" Athas
- 1976: Cliff Wells

NABC ALL-STAR GAME

- 1993: Anthony Reed

COPABA JR. CHAMPIONSHIP OF THE AMERICAS

- 1990: Anthony Reed

FOOT LOCKER NIT ALL-STAR

- 1994: Jerald Honeycutt

USA JUNIOR NATIONAL TEAM

- 1995: Perry Clark, Asst. Coach

U.S. OLYMPIC FESTIVAL

- 1994: Rayshard Allen Perry Clark, Head Coach
- 1993: Jerald Honeycutt LeVeldro Simmons
- 1978: Micah Blunt Joe Houston


ESPN/MOUNTAIN DEW COLLEGIATE SLAM DUNK CHAMPION

- 2003: Byron Parker



PLAYERS IN THE PROS


Player	League	Team	# of Years	Years in League
Warren Perkins	NBA	Tri-Cities Blackhawks	2	1949-51
Jim Riffe	NBA	Fort Wayne Zollner Pistons	1	1950-51
Mel Payton	NBA	Philadelphia Warriors	1	1951-52
	NBA	Indianapolis Olympians	1	1952-53
Johnny Arthurs	NBA	Milwaukee Bucks	1	1969-70
Phil Hicks	NBA	Chicago Bulls	1	1976-77
	NBA	Denver Nuggets	1	1978-79
Paul Thompson	NBA	Cleveland Cavaliers	2	1983-85
	NBA	Philadelphia 76ers	1	1985-86
John "Hot Rod" Williams	NBA	Cleveland Cavaliers	9	1986-95
	NBA	Phoenix Suns	3	1995-98
	NBA	Dallas Mavericks	1	1998-99
Jerald Honeycutt	NBA	Milwaukee Bucks	1	1997-98
	NBA	Philadelphia 76ers	1	1998-99
Linton Johnson	NBA	Chicago Bulls	1	2003-04
	NBA	San Antonio Spurs	1	2004-05
	NBA	New Orleans Hornets	2	2005-07




Linton Johnson

GREEN WAVE PLAYERS IN THE DRAFT


Year	League	Round	Player	Team
2003	USBL	Second	Brandon Brown	Kansas
2001	USBL	Fourth	Ledaryl Billingsley	Lakeland
2000	USBL	Second	Morris Jordan	Gulf Coast
1997	NBA	Second	Jerald Honeycutt	Milwaukee Bucks
1995	CBA	Seventh	Kim Lewis	Sioux Falls
1994	CBA	Fourth	Carlin Hartman	Rapid City
1993	NBA	Second	Anthony Reed	Chicago Bulls
1993	CBA	Second	Anthony Reed	Rapid City
1992	CBA	Second	David Whitmore	Omaha
1985	NBA	Second	John Williams	Cleveland Cavaliers
1983	NBA	Third	Paul Thompson	Cleveland Cavaliers
1982	NBA	Eighth	Micah Blunt	Los Angeles Lakers
1979	NBA	10th	Eric Fleisher	New Jersey Nets
1977	NBA	Fourth	Jeff Cummings	Boston Celtics
1976	NBA	Second	Phil Hicks	Houston Rockets
1975	NBA	Fourth	Phil Hicks	Portland Trailblazers
1971	NBA	Eighth	John Sutter	Portland Trailblazers
1969	NBA	Sixth	John Arthurs	Milwaukee Bucks
1963	NBA	Sixth	Jim Kerwin	New York Knicks
1962	NBA	Seventh	Jack Ardon	Chicago Bulls
1957	NBA	Ninth	Calvin Grosscup	St. Louis Hawks
1954	NBA	Ninth	Hal Cervini	Milwaukee Bucks
1952	NBA	Sixth	Bob Holt	Minneapolis Lakers
1951	NBA	Ninth	Mel Payton	Philadelphia Warriors
1950	NBA	Second	Jim Riffe	Fort Wayne Pistons




John "Hot Rod" Williams



Jerald Honeycutt



Warren Perkins



Anthony Reed



Year-by-year Summary

2009-10 TULANE GREEN WAVE MEN'S BASKETBALL

Season	Coach	OVERALL		CONFERENCE W-L (Finish)	HOME W-L	A/N W-L
		W	L			
1905-06	Silas Hickey	8	5	--	5-0	3-5
1906-07	Name not available	2	8	--	0-2	2-6
1907-08	Name not available	5	3	--	3-2	2-1
1908-09	Name not available	3	7	--	0-0	3-7
1909-10	Name not available	3	4	--	1-3	2-1
1910-11	Name not available	5	4	--	3-1	2-3
1911-12	No team fielded					
1912-13	A.A. Mason	7	3	--	4-2	3-1
1913-14	Carl Hanson	8	4	--	6-0	2-4
1914-15	T.R. Sweetland	2	3	--	NA	NA
1915-16	Clark Shaughnessy	10	8	--	7-4	3-4
1916-17	Clark Shaughnessy	11	5	--	6-2	5-3
1917-18	Clark Shaughnessy	6	2	--	4-0	2-2
1918-19	M.A. Moenck	6	3	--	5-2	1-1
1919-20	M.A. Moenck	5	9	--	4-3	1-6
1920-21	Claude Simons Sr.	7	10	--	5-3	2-7
1921-22	Claude Simons Sr.	10	11	--	6-2	4-9
1922-23	Claude Simons Sr.	15	3	--	8-3	7-0
1923-24	Claude Simons Sr.	21	1	--	15-0	6-1
1924-25	Claude Simons Sr.	17	4	--	8-0	9-4
1925-26	Claude Simons Sr.	11	7	--	8-3	3-4
1926-27	Claude Simons Sr.	7	10	--	5-8	2-2
1927-28	Claude Simons Sr.	3	13	--	2-9	1-4
1928-29	Bernie Bierman	9	5	--	7-2	2-3
1929-30	Bernie Bierman	16	7	--	11-2	5-5
1930-31	Claude Simons Sr.	6	14	--	5-6	1-8
1931-32	George Rody	6	10	--	5-5	1-5
Tulane joins SEC as charter member						
1932-33	George Rody	8	15	6-14 (11th)	5-6	3-9
1933-34	Ray Dauber	10	10	8-10 (6th)	10-6	0-4
1934-35	Ray Dauber	1	16	1-16 (13th)	1-9	0-7
1935-36	Ray Dauber	2	17	1-14 (10th)	2-8	0-9
1936-37	Ray Dauber	6	8	4-8 (10th)	6-4	0-4
1937-38	Ray Dauber	8	10	5-6 (7th)	2-6	6-4
1938-39	Claude Simons Jr.	5	13	3-6 (11th)	2-5	3-8
1939-40	Claude Simons Jr.	2	13	2-8 (12th)	2-3	0-10
1940-41	Claude Simons Jr.	8	6	6-5 (6th)	2-4	6-2
1941-42	Claude Simons Jr.	4	12	3-9 (11th)	3-4	1-8
1942-43	Vernon Haynes	4	9	4-9 (9th)	2-4	2-5
1943-44	Vernon Haynes	16	6	4-0 (NA)	10-0	6-6
1944-45	Vernon Haynes	6	11	3-3 (8th)	5-2	1-9
1945-46	Clifford Wells	15	7	4-5 (8th)	12-2	3-5
1946-47	Clifford Wells	22	9	8-5 (5th)	12-1	10-8
1947-48	Clifford Wells	23	3	13-1 (2nd)	12-0	11-3
1948-49	Clifford Wells	24	4	12-3 (2nd)	13-1	11-3
1949-50	Clifford Wells	15	7	8-4 (4th)	11-3	4-4
1950-51	Clifford Wells	12	12	8-6 (4th)	8-3	4-9
1951-52	Clifford Wells	12	12	7-7 (6th)	8-4	4-8
1952-53	Clifford Wells	14	6	9-4 (2nd)	9-1	5-5
1953-54	Clifford Wells	16	8	10-4 (3rd)	11-2	5-6
1954-55	Clifford Wells	15	6	9-5 (3rd)	9-3	6-3
1955-56	Clifford Wells	12	12	7-7 (5th)	9-3	3-9
1956-57	Clifford Wells	15	9	9-5 (3rd)	10-2	5-7
1957-58	Clifford Wells	8	15	3-11 (9th)	8-4	0-11
1958-59	Clifford Wells	13	11	6-8 (7th)	8-5	5-6
1959-60	Clifford Wells	13	11	8-6 (4th)	10-5	3-6
1960-61	Clifford Wells	11	13	6-8 (6th)	9-6	2-7
1961-62	Clifford Wells	13	10	6-8 (6th)	12-2	1-8
1962-63	Clifford Wells	6	16	4-10 (10th)	5-6	1-10
1963-64	Ted Lenhardt	1	22	1-13 (12th)	1-9	0-13
1964-65	Ralph Pedersen	3	22	2-14 (10th)	2-9	1-13
1965-66	Ralph Pedersen	9	16	5-11 (9th)	8-6	1-10
Tulane leaves SEC and becomes independent						
1966-67	Ralph Pedersen	14	10	--	9-3	5-7
1967-68	Ralph Pedersen	12	12	--	9-3	3-9
1968-69	Ralph Pedersen	12	14	--	9-3	3-11
1969-70	Ralph Pedersen	5	18	--	4-8	1-10
1970-71	Ralph Pedersen	8	18	--	6-5	2-13
1971-72	Dick Longo	8	18	--	6-8	2-10
1972-73	Dick Longo	12	14	--	9-6	3-8
1973-74	Charles Moir	12	14	--	8-4	4-10

Season	Coach	OVERALL		CONFERENCE W-L (Finish)	HOME W-L	A/N W-L
		W	L			
1974-75	Charles Moir	16	10	--	12-3	3-7
Tulane joins the Metro Conference						
1975-76	Charles Moir	18	9	1-0 (NA)	14-3	4-6
1976-77	Roy Danforth	10	17	3-3 (3rd)	9-5	1-12
1977-78	Roy Danforth	5	22	1-11 (7th)	3-9	2-13
1978-79	Roy Danforth	8	19	2-8 (7th)	6-9	2-10
1979-80	Roy Danforth	10	17	3-9 (6th)	9-6	1-11
1980-81	Roy Danforth	12	15	4-8 (6th)	8-4	4-11
1981-82	Ned Fowler (NIT)	19	9	8-4 (2nd)	11-1	8-8
1982-83	Ned Fowler (NIT)	19	12	7-5 (2nd)	11-4	8-8
1983-84	Ned Fowler	17	11	7-7 (5th)	11-6	6-5
1984-85	Ned Fowler	15	13	6-8 (4th)	11-2	4-11
1985-89	No team fielded					
1989-90	Perry Clark	4	24	1-13 (8th)	3-10	1-14
1990-91	Perry Clark	15	13	7-7 (4th)	11-5	4-8
1991-92	Perry Clark (NCAA)	22	9	8-4 (1st)	11-4	11-5
1992-93	Perry Clark (NCAA)	22	9	9-3 (2nd)	15-2	7-7
1993-94	Perry Clark (NIT)	18	11	7-5 (2nd)	13-1	5-10
1994-95	Perry Clark (NCAA)	23	10	7-5 (2nd)	16-1	7-9
Tulane joins Conference USA						
1995-96	Perry Clark (NIT)	22	10	9-5 (1st)	12-2	10-8
1996-97	Perry Clark (NIT)	20	11	11-3 (1st)	12-3	8-8
1997-98	Perry Clark	7	22	2-14 (T5th)	5-10	2-12
1998-99	Perry Clark	12	15	6-10 (T2nd)	9-7	3-8
1999-00	Perry Clark (NIT)	20	11	8-8 (1st)	15-2	5-9
2000-01	Shawn Finney	9	21	2-14 (6th)	8-7	1-14
2001-02	Shawn Finney	14	15	5-11 (5th)	8-7	6-8
2002-03	Shawn Finney	16	15	8-8 (T2nd)	13-4	3-11
2003-04	Shawn Finney	11	17	4-12 (12th)	11-6	0-11
2004-05	Shawn Finney	10	18	4-12 (12th)	8-5	2-13
2005-06	Dave Dickerson	12	17	6-8 (T7th)	7-3	2-11
2006-07	Dave Dickerson	17	13	9-7 (T4th)	11-5	6-8
2007-08	Dave Dickerson	17	15	6-10 (9th)	10-6	7-9
2008-09	Dave Dickerson	14	17	7-9 (8th)	10-5	4-12

Totals 98 seasons 1098-1105

COACHING RECORDS

Coach	No. of Years	Years	Wins	Losses	Pct.
Silas Hickey	1	1905-06	8	5	.615
Unknown coaches	5	1906-11	18	26	.409
A.A. Mason	1	1912-13	7	3	.700
Carl Hanson	1	1913-14	8	4	.667
T.R. Sweetland	1	1914-15	2	3	.400
Clark Shaughnessy	3	1915-18	27	15	.643
M.A. Moenck	2	1918-20	11	12	.478
Claude Simons Sr.	9	1920-28, 30-31	97	73	.571
Bernie Bierman	2	1928-30	25	12	.676
George Rody	2	1931-33	14	25	.359
Ray Dauber	5	1933-38	27	61	.307
Claude Simons Jr.	4	1938-42	19	44	.302
Vernon Haynes	3	1942-45	26	26	.500
Clifford Wells	18	1945-63	259	171	.602
Ted Lenhardt	1	1963-64	1	22	.043
Ralph Pedersen	7	1964-71	63	110	.364
Dick Longo	2	1971-73	20	32	.385
Charles Moir	3	1973-76	46	33	.582
Roy Danforth	5	1976-81	45	90	.333
Ned Fowler	4	1981-85	70	45	.609
Perry Clark	11	1989-2000	185	145	.561
Shawn Finney	5	2000-05	60	86	.411
Dave Dickerson	4	2005-P	60	62	.492
Totals	98		1098	1105	.498

Tulane Year-by-year Statistics



2009-10 TULANE GREEN WAVE MEN'S BASKETBALL

Season	G	FG-A	Pct.	3FG-A	Pct.	FT-A	Pct.	Reb	Avg.	PF	Ast	TO	Blk	Stl	TP	Avg.
2008-09	31	719-1698	.423	151-456	.331	428-632	.677	1028	33.2	597	413	425	98	235	2017	65.1
2007-08	32	725-1640	.442	146-456	.320	506-716	.707	1075	33.6	595	406	476	171	214	2102	65.7
2006-07	30	722-1614	.447	135-388	.348	497-741	.671	1135	37.8	610	443	455	188	212	2076	69.2
2005-06	29	640-1450	.441	114-361	.316	439-652	.673	1040	35.9	558	396	532	145	185	1833	63.2
2004-05	28	671-1560	.430	165-529	.312	357-496	.720	1039	37.1	547	426	481	115	156	1864	66.6
2003-04	28	652-1594	.409	160-494	.324	366-568	.644	1109	39.6	528	400	464	121	174	1830	65.4
2002-03	31	826-1764	.468	177-492	.360	376-566	.664	1090	35.2	530	489	449	102	242	2205	71.1
2001-02	29	797-1744	.457	134-443	.302	366-546	.670	1049	36.2	510	449	482	100	238	2094	72.2
2000-01	30	771-1727	.446	126-408	.309	502-782	.642	1105	36.8	618	417	562	96	245	2170	72.3
1999-00	31	765-1772	.432	124-396	.313	448-739	.606	1155	37.3	609	431	502	100	298	2102	67.8
1998-99	27	673-1580	.426	139-414	.336	421-653	.645	995	36.9	546	349	467	85	279	1906	70.6
1997-98	29	686-1766	.388	146-501	.291	413-667	.619	1153	39.8	634	370	550	166	275	1931	66.6
1996-97	31	823-1726	.477	166-495	.335	485-763	.636	1117	36.0	570	502	543	173	323	2297	74.1
1995-96	32	906-1954	.464	181-546	.332	485-767	.632	1227	38.3	620	532	503	175	329	2478	77.4
1994-95	33	932-1971	.473	158-479	.330	524-844	.621	1261	38.2	568	512	560	109	316	2546	77.2
1993-94	29	848-1858	.456	105-396	.265	488-769	.635	1189	41.0	580	414	473	97	331	2289	78.9
1992-93	31	864-1919	.450	118-390	.303	506-802	.631	1183	38.2	592	478	478	101	368	2352	75.9
1991-92	31	952-2024	.470	109-314	.347	533-777	.686	1135	36.6	606	482	480	69	388	2546	82.1
1990-91	28	798-1738	.459	116-305	.380	474-743	.638	992	35.4	645	415	422	65	289	2186	78.1
1989-90	28	731-1666	.439	144-400	.360	414-572	.724	893	31.9	579	407	440	73	206	2020	72.1
1984-85	28	665-1308	.508			418-591	.707	897	32.0	360	426	438	89	109	1748	62.4
1983-84	28	668-1361	.491			361-512	.705	841	30.0	354	425	371	59	165	1697	60.6
1982-83	31	828-1653	.501			419-584	.717	992	32.0	431	481	421	80	198	2075	66.9
1981-82	28	742-1414	.525			381-528	.722	952	34.0	378	447	409	90	138	1865	66.6
1980-81	27	754-1643	.459			532-733	.726	1002	37.1	615	353	522	76	187	2040	75.6
1979-80	27	803-1654	.485			362-562	.644	972	36.0	604	370	524	84	227	1968	72.9
1978-79	27	789-1749	.451			405-645	.628	1085	40.2	664	348	558	89	218	1983	73.4
1977-78	27	823-1755	.469			493-694	.710	986	36.5	663	382	635	59	271	2139	79.2
1976-77	27	790-1785	.443			434-671	.647	1118	41.4	578	351	598	63	214	2013	74.6
1975-76	27	939-1974	.476			408-597	.683	1246	46.1	558	466				2286	84.7
1974-75	26	845-1747	.484			421-580	.726	1152	44.3	621	405				2111	81.2
1973-74	26	782-1767	.443			426-576	.740	1094	42.1	558	333				1990	76.5
1972-73	26	818-1714	.477			458-661	.693	1097	42.2	554	376				2094	80.5
1971-72	26	692-1730	.400			521-765	.681	1150	44.2	568	265				1905	73.3
1970-71	26	795-1912	.416			462-687	.672	1225	47.1	532					2052	78.9
1969-70	23	705-1633	.432			453-645	.702	1024	44.5	484					1863	81.0
1968-69	26	901-1920	.469			492-696	.707	1253	48.2	575	243				2294	88.2
1967-68	24	770-1609	.479			528-692	.763	1039	43.3	449					2068	86.2
1966-67	24	843-1679	.502			436-625	.698	1029	42.9	477	304				2122	88.4
1965-66	25	695-1733	.401			355-545	.651	1153	46.1	513	251				1745	69.8
1964-65	25	697-1738	.401			357-527	.677	1042	41.7	490					1751	70.0
1963-64	25	631-1641	.385			355-493	.720	997	43.3	457					1617	70.3
1962-63	22	618-1537	.402			390-492	.793	976	44.4	397					1626	73.9
1961-62	22	647-1555	.416			343-467	.734	1063	48.3	340					1637	74.4
1960-61	24	659-1646	.400			459-604	.759	1246	51.8	426					1783	74.3
1959-60	24	593-1561	.379			438-573	.764	1214	50.5	376					1654	67.6
1958-59	24	582-1559	.373			441-593	.743	1113	46.6	413						



Opponent Year-by-year Statistics

2009-10 TULANE GREEN WAVE MEN'S BASKETBALL

Season	G	FG-A	Pct.	3FG-A	Pct.	FT-A	Pct.	Reb	Avg.	PF	Ast	TO	Blk	Stl	TP	Avg.
2008-09	31	709-1609	.441	158-463	.341	479-674	.711	1076	34.7	585	400	471	121	211	2055	66.3
2007-08	32	726-1792	.405	203-620	.327	469-668	.702	1108	34.6	616	395	437	97	248	2124	66.4
2006-07	30	695-1774	.392	178-504	.353	473-715	.662	1115	37.2	614	374	396	127	247	2041	68.0
2005-06	29	634-1603	.396	195-542	.360	461-654	.705	964	33.2	588	382	406	96	292	1924	66.3
2004-05	28	719-1694	.424	186-547	.340	415-656	.633	1024	36.6	482	402	318	76	271	2039	72.8
2003-04	28	680-1684	.404	165-479	.344	422-653	.646	1092	39.0	520	393	363	108	256	1947	69.5
2002-03	31	764-1805	.423	187-576	.325	379-534	.710	1088	35.1	532	448	466	109	242	2094	67.5
2001-02	29	787-1732	.454	175-532	.329	380-566	.671	1043	36.0	513	443	475	119	263	2129	73.4
2000-01	30	861-1796	.479	200-522	.383	496-726	.683	1059	35.3	629	474	460	89	300	2418	80.6
1999-00	31	716-1728	.414	169-549	.308	431-649	.664	1143	36.9	624	366	546	105	257	2032	65.5
1998-99	27	688-1559	.441	146-442	.330	413-598	.691	1021	37.8	526	375	491	79	233	1935	71.7
1997-98	29	728-1655	.440	130-443	.293	513-765	.671	1128	38.9	546	435	532	101	278	2099	72.4
1996-97	31	743-1810	.410	175-522	.335	432-653	.662	1137	36.7	624	440	582	54	288	2093	67.5
1995-96	32	793-1926	.412	187-527	.355	495-722	.686	1219	38.1	615	442	560	83	263	2268	70.9
1994-95	33	895-2018	.444	163-511	.319	408-614	.664	1199	36.3	681	471	601	107	264	2361	71.5
1993-94	29	743-1717	.433	152-485	.313	396-607	.652	1054	36.3	611	417	588	81	211	2034	70.1
1992-93	31	784-1772	.442	171-538	.318	416-633	.657	1133	36.5	640	458	633	101	241	2155	69.5
1991-92	31	831-1744	.476	145-419	.346	463-683	.678	1102	35.5	645	464	686	98	193	2269	73.2
1990-91	28	720-1509	.477	92-289	.318	532-755	.705	1008	36.0	593	361	572	80	196	2065	73.8
1989-90	28	836-1637	.511	103-265	.389	522-726	.719	1053	37.6	522	477	435	79	217	2297	82.0
1984-85	28	756-1640	.461			193-267	.723	780	27.9	557	406	295	51	217	1695	60.5
1983-84	28	683-1411	.484			169-265	.638	734	26.2	516	350	363	69	187	1535	54.8
1982-83	31	800-1736	.461			233-340	.685	899	29.0	586	337	428	68	198	1833	59.1
1981-82	28	711-1568	.453			208-296	.703	757	27.0	517	332	350	64	198	1630	58.2
1980-81	27	815-1687	.483			473-681	.695	1030	38.1	646	329	520	69	226	2103	77.9
1979-80	27	797-1568	.508			484-681	.710	917	34.0	562	387	508	53	246	2078	77.0
1978-79	27	843-1738	.485			479-763	.628	1141	42.3	616	402	543	69	202	2165	80.2
1977-78	27	909-1754	.518			566-810	.699	1094	40.5	646	396	625	76	282	2384	88.3
1976-77	27	878-1854	.474			422-615	.686	1153	42.7	627	411	586	71	189	2178	80.7
1975-76	27	899-2067	.435			324-488	.664	1221	45.2	587	359				2112	78.2
1974-75	26	767-1810	.424			412-609	.677	1100	42.3	586	287				1946	74.8
1973-74	26	853-1878	.454			385-549	.701	1137	43.7	568	326				2091	80.4
1972-73	26	861-1925	.447			398-558	.713	1226	47.2	564	283				2120	81.5
1971-72	26	740-1642	.451			557-805	.692	1282	49.3	557	287				2037	78.3
1970-71	26	872-1883	.463			490-715	.685	1353	52.0	533					2234	85.9
1969-70	23	768-1582	.485			472-661	.714	1099	47.8	474					2008	87.3
1968-69	26	876-1870	.468			544-776	.701	1196	46.0	511	237				2296	88.3
1967-68	26	789-1689	.467			413-580	.712	1031	43.0	502					1991	83.0
1966-67	26	840-1754	.479			458-652	.703	1104	46.0	481					2138	89.1
1965-66	25	725-1662	.436			505-709	.712	1216	48.6	442	276				1955	78.2
1964-65	25	832-1724	.483			491-681	.721	1251	50.0	413					2155	86.2
1963-64	23	781-1587	.492			433-609	.711	1133	49.3	378					1995	86.7
1962-63	22	691-1522	.454			372-513	.725	1017	46.2	362					1754	79.7
1961-62	22	644-1542	.417			301-450	.668	1016	46.1	357					1589	72.2
1960-61	24	673-1686	.399			421-614	.686	1092	45.4	414						



1905-06 (8-5)

HEAD COACH: SILAS HICKEY

D23 @ Southern Athletic ClubW, 21-14
J12 Arnolds ClubW, 32-9
J17 @ Mobile YMCAL, 3-45
J18 @ Pensacola ClassicalW, 46-12
J19 @ AuburnL, 7-27
J20 @ Atlanta A.C.L, 11-21
J22 @ Atlanta A.C.L, 13-16
J23 @ Birmingham A.C.W, 15-14
J26 New Orleans YMCAW, 18-11
F2 @ St. Peter-Paul UshersL, 11-12
F9 Southern Athletic ClubW, 26-10
F10 Pensacola ClassicalW, 25-5
M1 St. Peter-Paul UshersW, 11-5

1906-07 (2-8)

HEAD COACH: NOT AVAILABLE

J14 @ Birmingham A.C.W, 24-20
J15 @ Columbus (Ga.) YMCAL, 10-34
J16 @ GeorgiaL, 21-39
J17 @ Mobile YMCAL, 4-53
J18 @ Atlanta YMCAW, 32-13
J19 @ AuburnL, 15-35
F15 St. Peter-Paul UshersL, 9-10
F25 @ New Orleans YMCAL, 12-23
M1 @ Southern Athletic ClubL, 12-17
M4 New Orleans YMCAL, 11-24

1907-08 (5-3)

HEAD COACH: NOT AVAILABLE

J17 St. Peter-Paul UshersL, 19-21
J31 YMHAW, 20-10
F10 @ YMHAW, 19-12
F17 Southern Athletic ClubW, 25-19
F21 New Orleans A.C.W, 44-7
F24 @ New Orleans YMCAL, 18-26
M6 New Orleans YMCAL, 20-22
M13 @ YMGCW, 25-18

1908-09 (3-7)

HEAD COACH: NOT AVAILABLE

J11 @ Birmingham A.C.L, 18-76
J12 @ Bessiner A.C.L, 28-32
J13 @ Columbus (Ga.) YMCAL, 17-68
J14 @ Atlanta A.C.L, 24-58
J15 @ GeorgiaL, 36-60
J16 @ Georgia TechW, 29-15
J18 @ AuburnL, 15-29
J19 @ Montgomery (Ala.) YMCAL, 13-76
F8 @ Mississippi StateW, 19-16
F9 @ Phoenix A.C.W, 20-14

1909-10 (3-4)

HEAD COACH: NOT AVAILABLE

J15 @ New Orleans YMCAL, 16-61
J22 YMGCW, 21-12
J28 @ MobileW, 22-8
J29 @ MobileW, 35-17
F5 Birmingham YMCAL, 19-36
F16 New Orleans YMCAL, 14-39
F17 New Orleans YMCAL, 20-31

1910-11 (5-4)

HEAD COACH: NOT AVAILABLE

J26 @ Louisiana StateL, 7-45
J27 @ Louisiana StateL, 15-26
F7 @ Mississippi StateW, 29-18
F8 @ Mississippi StateW, 35-21
F9 TexasW, 27-19
F11 @ New Orleans YMCAL, 29-46
F12 YMGCW, 22-20
F17 Louisiana StateL, 25-27
F18 Louisiana StateW, 15-13

1912-13 (7-3)

HEAD COACH: A.A. MASON

J31 Louisiana CollegeW, 21-16
F1 Louisiana CollegeL, 18-20
F7 @ Mississippi CollegeW, 43-13
F8 @ Mississippi CollegeW, 48-4
F14 Louisiana StateW, 15-13
F15 Louisiana StateW, 26-20
F18 New Orleans YMCAW, 25-23
F21 New Orleans YMCAL, 21-24
F28 @ Louisiana StateW, 16-15
M1 @ Louisiana StateL, 11-12

1913-14 (8-4)

HEAD COACH: CARL HANSON

J23 Mississippi CollegeW, 41-9
J24 Mississippi CollegeW, 30-19
J30 Southwestern La.W, 63-8
J31 Southwestern La.W, 55-10
F13 Louisiana StateW, 24-14
F14 Louisiana StateW, 10-7
F18 @ Mississippi CollegeL, 17-23
F19 @ Mississippi CollegeL, 16-20
F20 @ Mississippi StateL, 14-40
F21 @ Mississippi StateL, 14-34
F27 @ Louisiana StateW, 25-12
F28 @ Louisiana StateW, 13-6

1914-15 (2-3)

HEAD COACH: T.R. SWEETLAND

F19 Louisiana StateL, 17-28
F20 @ Louisiana StateL, 19-39

Information for remaining three games not available.

1915-16 (10-8)

HEAD COACH: CLARK SHAUGHNESSY

J6 New Orleans YMCAW, 32-17
J8 Louisiana CollegeW, 32-19
J9 Louisiana CollegeW, 27-10
J13 @ AlabamaL, 33-34
J15 St. StanislausW, 37-20
J20 Mississippi StateW, 25-12
J21 Mississippi StateW, 28-19
J26 YMGCL, 21-24
F4 @ Louisiana StateW, 26-19
F5 @ Louisiana StateW, 22-18
F9 @ Texas A&ML, 13-30
F10 @ Texas A&ML, 10-34
F11 @ BaylorW, 30-24
F12 @ BaylorL, 19-20
F18 Louisiana StateW, 26-14
F19 Louisiana StateL, 16-19
F25 RiceL, 25-27
F26 RiceL, 13-29

1916-17 (11-5)

HEAD COACH: CLARK SHAUGHNESSY

J13 @ St. StanislausL, 31-32
J17 St. StanislausW, 54-31
J18 YMGCW, 28-7
J20 Texas A&MW, 42-26
F1 @ AlabamaW, 39-19
F2 @ AlabamaW, 41-20
F3 @ YMHAW, 43-18
F9 Louisiana StateL, 20-37
F10 Louisiana StateL, 18-27
F14 New Orleans YMCAW, 31-29
F16 AlabamaW, 28-17
F17 AlabamaW, 31-20
F23 @ Louisiana StateL, 27-46
F24 @ Louisiana StateL, 21-26
F26 @ Shreveport A.C.W, 37-25
F27 @ Northwestern StateW, 35-13

1917-18 (6-2)

HEAD COACH: CLARK SHAUGHNESSY

J16 AuburnW, 38-16
J17 AuburnW, 30-21
F15 Naval StationW, 31-25
F17 @ AlabamaW, 32-20
F19 @ Birmingham YMCAW, 27-26
F22 @ AuburnL, 23-29
F23 @ Birmingham A.C.L, 26-39
M12 Mobile YMCAW, 35-22

1918-19 (6-3)

HEAD COACH: M.A. MOENCK

J18 @ St. StanislausL, 17-32
J23 JeffersonL, 19-27
J26 YMGCL, 19-26
F1 St. StanislausW, 37-23
F15 Spring HillW, 63-20
F16 Spring HillW, 36-22
F28 @ 46th InfantryW, 99-11
F28 St. CharlesW, 43-19
M1 St. CharlesW, 47-22

1919-20 (5-9)

HEAD COACH: M.A. MOENCK

J10 YMGCW, 20-17
J16 JeffersonW, 12-11
F2 Spring HillW, 20-11
F6 Louisiana StateL, 18-35
F7 Louisiana StateL, 10-29
F13 @ St. StanislausL, 23-37
F14 @ St. StanislausL, 26-29
F15 @ Mississippi StateL, 14-31
F16 @ MeridianW, 29-24
F18 YMHAL, 17-21
F20 @ AlabamaL, 11-17
F24 AlabamaW, 27-22
F27 @ Louisiana StateL, 12-37
F28 @ Louisiana StateL, 12-47

1920-21 (7-10)

HEAD COACH: CLAUDE SIMONS, SR.

J28 Texas A&ML, 18-27
J29 Texas A&MW, 29-26
J31 Spring HillW, 30-27
F4 @ Louisiana StateL, 30-42
F5 @ Louisiana StateL, 24-52
F7 @ AlabamaW, 42-22
F8 @ AlabamaL, 23-27
F9 @ VanderbiltL, 13-32
F10 @ Ramblers YMCAL, 43-50
F11 @ Birmingham A.C.L, 23-35
F12 @ Spring HillW, 29-25
F18 MississippiW, 34-22
F19 MississippiW, 35-23
F25 Kentucky (1)L, 28-50
F26 Kentucky StateL, 24-30
M4 Louisiana StateW, 31-29
M5 Louisiana StateL, 20-27

(1) SIAA Tournament, Atlanta, Ga.

1921-22 (10-11)

HEAD COACH: CLAUDE SIMONS, SR.

J11 Louisiana CollegeW, 32-19
J12 Louisiana CollegeW, 33-16
J13 @ Spring HillW, 30-26
J14 @ Spring HillW, 46-21
J20 Spring HillW, 30-15
J21 Spring HillW, 30-19
J30 Louisiana StateL, 15-18
J31 Louisiana StateL, 18-26
F3 @ Mississippi CollegeL, 19-35
F4 @ Mississippi CollegeL, 13-20
F6 @ MississippiL, 17-37
F7 @ MississippiL, 21-41
F8 @ Mississippi StateL, 36-49
F9 @ Mississippi StateL, 21-41
F10 @ AlabamaL, 26-27
F17 Mississippi CollegeW, 18-17
F18 Mississippi CollegeW, 17-14
F20 @ Louisiana StateW, 39-23
F21 @ Louisiana StateL, 19-34
F24 Clemson (1)W, 30-20
F25 Chattanooga (1)L, 21-25

(1) SIC Tournament, Atlanta, Ga.

1922-23 (15-3)

HEAD COACH: CLAUDE SIMONS, SR.

J11 @ St. StanislausW, 34-22
J12 @ Spring HillW, 32-16
J13 @ Spring HillW, 34-24
J17 Mississippi StateW, 45-34
J18 Mississippi StateL, 27-30
J19 CentenaryW, 33-18
J20 CentenaryL, 23-29
J21 Southwestern LouisianaW, 41-16
J26 Mississippi CollegeW, 38-12
J27 Mississippi CollegeW, 40-19
J29 Spring HillW, 37-30
J30 Spring HillL, 20-29
F4 @ AuburnW, 36-27
F5 @ AuburnW, 38-30
F9 @ Louisiana StateW, 33-24
F10 @ Louisiana StateW, 28-18
F16 Louisiana StateW, 40-23
F17 Louisiana StateW, 34-11

1923-24 (21-1)

HEAD COACH: CLAUDE SIMONS, SR.

J5 YMCA (Mexico)W, 30-14
J10 @ St. StanislausW, 40-30
J11 @ Spring HillW, 36-19
J12 @ Spring HillW, 47-29
J18 MississippiW, 28-23
J19 MississippiW, 35-19
J22 Southwestern La.W, 42-13
J25 AuburnW, 32-19
J26 AuburnW, 27-22
J28 Spring HillW, 30-16
J29 Spring HillW, 32-18
F1 TennesseeW, 41-24
F2 TennesseeW, 42-21

F8 @ Louisiana StateW, 41-21
F9 @ Louisiana StateW, 38-29
F12 CentenaryW, 31-27
F16 Louisiana CollegeW, 40-27
F17 Mississippi CollegeW, 39-32
F22 Louisiana StateW, 38-13
F23 Louisiana StateW, 30-26
F29 South Carolina (1)W, 60-23
M1 Mississippi State (1)L, 30-38

(1) SIC Tournament, Atlanta, Ga.

1924-25 (17-4)

HEAD COACH: CLAUDE SIMONS, SR.

D13 BaylorW, 31-12
J6 AuburnW, 32-15
J7 AuburnW, 45-31
J9 @ St. StanislausW, 42-22
J15 @ Mississippi StateL, 27-29
J16 @ MississippiL, 31-35
J17 @ MississippiW, 30-15
J30 Mississippi CollegeW, 37-31
J31 Louisiana CollegeW, 39-28
F2 Mississippi StateW, 36-16
F6 Louisiana StateW, 42-15
F7 Louisiana StateW, 43-15
F12 @ KentuckyL, 22-29
F13 @ VanderbiltW, 32-25
F14 @ TennesseeW, 32-18
F20 @ Louisiana StateW, 35-24
F21 @ Louisiana StateW, 27-23
F27 Washington & Lee (1)W, 37-20
F28 North Carolina State (1)W, 41-24
M2 Mississippi (1)W, 44-23
M3 North Carolina (1)L, 28-36

(1) SIC Tournament, Atlanta, Ga.

1925-26 (11-7)

HEAD COACH: CLAUDE SIMONS, SR.

D17 BaylorW, 21-19
D18 BaylorW, 23-20
J4 Georgia TechW, 33-18
J11 @ Georgia TechL, 18-31
J13 @ GeorgiaW, 41-27
J16 Mississippi StateL, 24-32
J18 MississippiL, 35-46
J23 VanderbiltW, 19-18
J28 AuburnW, 33-30
J29 AuburnW, 52-31
F5 @ Louisiana StateL, 23-30
F6 @ Louisiana StateW, 24-23
F11 @ AlabamaL, 20-26
F12 @ AlabamaL, 20-37
F13 @ Mississippi StateW, 31-27
F19 Louisiana StateW, 32-29
F20 Louisiana StateW, 22-13
M1 VirginiaL, 25-29

1926-27 (7-10)

HEAD COACH: CLAUDE SIMONS, SR.

J6 SewaneeW, 21-20
J7 SewaneeW, 20-16
J17 MississippiL, 22-28
J18 MississippiL, 23-26
J21 Mississippi StateL, 18-32
J22 Mississippi StateL, 16-23
J28 AuburnL, 32-41
J29 AuburnL, 30-31
J31 @ AuburnL, 12-32
F1 @ AuburnL, 11-50
F4 Louisiana StateW, 27-20
F5 Louisiana StateW, 26-9
F11 Georgia TechL, 37-38
F14 AlabamaL, 25-33
F15 AlabamaW, 34-32
F18 @ Louisiana StateW, 25-20
F19 @ Louisiana StateW, 23-20

1927-28 (3-13)

HEAD COACH: CLAUDE SIMONS, SR.

D29 North CarolinaL, 21-23
D30 North CarolinaW, 20-19
D31 North CarolinaL, 8-38
J5 @ AlabamaW, 37-36
J6 @ Mississippi StateL, 34-52
J7 @ Mississippi StateL, 18-32
J11 GeorgiaL, 32-42
J12 GeorgiaL, 18-29
J16 MississippiL, 31-49
J17 MississippiL, 29-43
J20 ClemsonW, 35-23
J21 ClemsonL, 15-34
F3 @ Louisiana StateL, 13-47
F4 @ Louisiana StateL, 18-41
F17 Louisiana StateL, 20-36
F18 Louisiana StateL, 25-39



All-Time Results

2009-10 TULANE GREEN WAVE MEN'S BASKETBALL

1928-29 (9-5)

HEAD COACH: BERNIE BIERMAN

J4	Alabama.....	L, 22-25
J5	Alabama.....	W, 24-22
J14	Mississippi.....	W, 42-30
J15	Mississippi.....	W, 40-33
J18	Mississippi State.....	W, 30-25
J19	Mississippi State.....	W, 27-18
F4	Kentucky.....	W, 34-22
F8	@ Auburn.....	W, 48-35
F9	@ Auburn.....	L, 25-40
F15	Louisiana State.....	W, 40-37
F16	Louisiana State.....	L, 21-28
F22	@ Louisiana State.....	L, 35-37
F23	@ Louisiana State.....	W, 33-32
M1	Kentucky (1).....	L, 15-29

(1) SIC Tournament, Atlanta, Ga.

1929-30 (16-7)

HEAD COACH: BERNIE BIERMAN

D14	@ Bogalusa YMCA.....	W, 40-26
D18	@ Southwestern Louisiana.....	W, 31-24
D19	@ Louisiana College.....	W, 27-26
D20	@ Louisiana Normal.....	W, 36-29
D28	@ Bay St. Louis.....	W, 39-12
J3	@ Alabama.....	L, 16-34
J4	@ Alabama.....	L, 15-24
J10	Mississippi College.....	W, 27-25
J11	Mississippi College.....	L, 26-27
J17	Mississippi St. (@ Jackson).....	L, 20-22
J18	Mississippi St. (@ Jackson).....	W, 22-19
J31	Mississippi.....	W, 27-17
F1	Mississippi.....	W, 33-27
F5	Spring Hill.....	W, 41-20
F6	Spring Hill.....	W, 26-20
F10	Auburn.....	W, 45-40
F11	Auburn.....	W, 41-37
F14	@ Louisiana State.....	L, 30-35
F15	@ Louisiana State.....	L, 15-24
F18	St. Stanislaus.....	W, 42-29
F21	Louisiana State.....	W, 27-25
F22	Louisiana State.....	W, 30-27
F28	Georgia Tech (1).....	L, 27-30

(1) SIC Tournament, Atlanta, Ga.

1930-31 (6-14)

HEAD COACH: CLAUDE SIMONS, SR.

D15	N.O.A.C.....	W, 50-37
D18	@ Louisiana Normal.....	L, 18-42
D19	@ Louisiana College.....	L, 30-35
D20	@ Southwestern Louisiana.....	L, 20-29
D31	Sewanee.....	L, 25-27
J1	Sewanee.....	L, 39-49
J9	Southwestern Louisiana.....	W, 36-35
J10	Southwestern Louisiana.....	W, 30-23
J16	Mississippi College.....	W, 49-40
J17	Mississippi College.....	L, 41-54
J23	Alabama.....	L, 29-45
J24	Alabama.....	L, 25-50
J30	@ Mississippi.....	L, 40-50
J31	@ Mississippi.....	W, 42-40
F6	@ Auburn.....	L, 22-44
F7	@ Auburn.....	L, 35-51
F13	Louisiana State.....	W, 38-23
F14	Louisiana State.....	L, 31-39
F20	@ Louisiana State.....	L, 30-49
F21	@ Louisiana State.....	L, 27-48

1931-32 (6-10)

HEAD COACH: GEORGE RODY

J8	@ Alabama.....	L, 10-15
J9	@ Alabama.....	L, 16-38
J15	Mississippi State.....	L, 18-21
J16	Mississippi State.....	L, 26-31
J18	Sewanee.....	W, 29-28
J19	Sewanee.....	W, 37-20
J22	@ N.O.A.C.....	W, 39-30
F1	Mississippi.....	L, 43-52
F2	Mississippi.....	W, 41-29
F5	Auburn.....	W, 26-21
F6	Auburn.....	L, 37-42
F12	@ Louisiana State.....	L, 25-37
F13	@ Louisiana State.....	L, 22-34
F19	Louisiana State.....	L, 26-29
F20	Louisiana State.....	W, 33-29
F26	Kentucky (1).....	L, 30-50

(1) SIC Tournament, Atlanta, Ga.

1932-33 (8-15)

HEAD COACH: GEORGE RODY

D16	N.O.A.C.....	W, 35-31
D20	*@ Kentucky.....	L, 17-53
D21	*@ Kentucky.....	L, 11-42
D27	*Georgia.....	L, 20-28
D28	*Georgia.....	L, 39-41
D30	*Tennessee.....	W, 31-23
D31	*Tennessee.....	W, 34-33
J6	*Alabama.....	L, 26-28
J7	*Alabama.....	L, 23-55
J13	*@ Vanderbilt.....	L, 21-35
J14	*@ Vanderbilt.....	L, 22-39
J20	*Mississippi State.....	W, 31-29
J21	*Mississippi State.....	L, 29-40
F3	*@ Auburn.....	L, 19-22
F4	*@ Auburn.....	W, 35-18
F6	*@ Mississippi.....	L, 27-35
F7	*@ Mississippi.....	W, 37-32
F10	*Louisiana State.....	W, 44-31
F11	*Louisiana State.....	L, 28-46
F17	*@ Louisiana State.....	L, 38-50
F18	*@ Louisiana State.....	L, 37-51
F24	Georgia (1).....	W, 46-22
F28	Vanderbilt (1).....	L, 25-28

*SEC games (6-14; 11th)

(1) SEC Tournament, Atlanta, Ga.

1933-34 (10-10)

HEAD COACH: RAY DAUBER

D15	Southwestern Louisiana.....	W, 38-34
D16	Southwestern Louisiana.....	W, 32-23
D21	*Kentucky.....	L, 22-32
D22	*Kentucky.....	L, 29-42
J5	*@ Alabama.....	L, 18-53
J6	*@ Alabama.....	L, 23-48
J8	*Sewanee.....	W, 35-18
J9	*Sewanee.....	W, 45-22
J12	*Vanderbilt.....	W, 19-15
J13	*Vanderbilt.....	L, 21-23
J19	*@ Louisiana State.....	L, 25-29
J20	*@ Louisiana State.....	L, 26-48
F2	*Auburn.....	W, 34-18
F3	*Auburn.....	W, 30-20
F5	*Mississippi State.....	W, 33-24
F6	*Mississippi State.....	L, 17-24
F9	*Mississippi.....	W, 30-16
F10	*Mississippi.....	W, 31-23
F16	*Louisiana State.....	L, 22-43
F17	*Louisiana State.....	L, 21-36

*SEC games (8-10; 6th)

1934-35 (1-16)

HEAD COACH: RAY DAUBER

D21	*Kentucky.....	L, 9-38
D22	*Kentucky.....	L, 12-52
J4	*Alabama.....	L, 12-24
J5	*Alabama.....	L, 26-31
J11	*@ Tennessee.....	L, 18-38
J12	*@ Tennessee.....	L, 27-39
J17	*@ Vanderbilt.....	L, 34-50
J18	*@ Kentucky.....	L, 26-63
J19	*@ Kentucky.....	L, 12-55
F1	*Mississippi.....	L, 30-43
F2	*Mississippi.....	W, 41-23
F8	*Louisiana State.....	L, 16-34
F9	*Louisiana State.....	L, 24-35
F15	*Mississippi State.....	L, 31-53
F16	*Mississippi State.....	L, 40-41
F22	*@ Louisiana State.....	L, 20-65
F23	*@ Louisiana State.....	L, 23-64

*SEC games (1-16; 13th)

1935-36 (2-17)

HEAD COACH: RAY DAUBER

D16	Southwestern Louisiana.....	W, 44-28
D17	Southwestern Louisiana.....	L, 28-41
D20	*Georgia.....	L, 26-34
D21	*Georgia.....	W, 34-26
D28	Pittsburgh.....	L, 25-48
D31	Pittsburgh.....	L, 13-48
J3	*@ Alabama.....	L, 20-26
J4	*@ Alabama.....	L, 25-34
J16	*@ Vanderbilt.....	L, 31-44
J17	*@ Kentucky.....	L, 24-49
J18	*@ Kentucky.....	L, 21-39
F3	*Mississippi.....	L, 30-41
F4	*Mississippi.....	L, 16-41
F7	*@ Louisiana State.....	L, 27-52
F8	*@ Louisiana State.....	L, 26-49
F14	*@ Mississippi State.....	L, 32-45
F15	*@ Mississippi State.....	L, 31-45
F21	*Louisiana State.....	L, 30-50
F22	*Louisiana State.....	L, 22-46

*SEC games (1-14; 10th)

1936-37 (6-8)

HEAD COACH: RAY DAUBER

J4	*Alabama.....	W, 33-21
J5	*Alabama.....	L, 27-28
J11	Louisiana Tech.....	W, 44-24
J16	Southwestern Louisiana.....	W, 37-31
J18	*@ Mississippi.....	L, 26-33
J19	*@ Mississippi.....	L, 35-43
F3	*Kentucky.....	W, 35-28
F4	*Kentucky.....	L, 25-28
F5	*@ Louisiana State.....	L, 31-42
F6	*@ Louisiana State.....	L, 42-46
F12	*Mississippi State.....	L, 29-36
F13	*Mississippi State.....	W, 41-29
F19	*Louisiana State.....	L, 31-37
F20	*Louisiana State.....	W, 52-32

*SEC games (4-8; 10th)

1937-38 (8-10)

HEAD COACH: RAY DAUBER

D13	Southern California.....	L, 21-43
D14	Southern California.....	L, 27-49
J7	*@ Alabama.....	W, 24-19
J8	*@ Alabama.....	W, 45-21
J13	Millsaps.....	L, 34-35
J21	Southwestern Louisiana.....	W, 37-30
F5	*Georgia Tech.....	W, 37-22
F7	*Mississippi.....	L, 34-45
F8	*Mississippi.....	L, 34-35
F11	*@ Mississippi State.....	L, 36-41
F12	*@ Mississippi State.....	W, 36-34
F17	*Louisiana State.....	L, 42-44
F18	*Louisiana State.....	L, 27-31
F25	*@ Louisiana State.....	L, 31-42
F26	*@ Louisiana State.....	W, 41-39
M3	Georgia (1).....	W, 47-36
M3	Kentucky (1).....	W, 38-36
M4	Georgia Tech (1).....	L, 29-44

*SEC games (5-6; 7th)

(1) SEC Tournament, Baton Rouge, La.

1938-39 (5-13)

HEAD COACH: CLAUDE SIMONS, JR.

D10	@ Rice.....	L, 18-40
D14	@ Arizona.....	L, 28-34
D16	@ Southern California.....	L, 24-41
D17	@ UCLA.....	W, 37-35
D19	@ New Mexico.....	L, 42-61
D20	@ New Mexico.....	L, 45-63
J4	*Alabama.....	L, 32-41
J5	*Alabama.....	L, 31-38
J16	*@ Mississippi.....	L, 23-33
J17	*@ Mississippi.....	W, 40-35
J21	*Georgia Tech (OT).....	L, 31-32
F9	Millsaps.....	W, 34-26
F10	Millsaps.....	L, 29-33
F17	*@ Louisiana State.....	L, 33-36
F18	*@ Louisiana State.....	W, 36-33
F23	*Louisiana State.....	W, 36-30
F24	*Louisiana State.....	L, 31-41
M2	Auburn (1).....	L, 30-43

*SEC games (3-6; 11th)

(1) SEC Tournament, Knoxville, Tenn.

1939-40 (2-13)

HEAD COACH: CLAUDE SIMONS, JR.

D20	@ Seton Hall.....	L, 25-53
D21	Michigan (1).....	L, 22-63
D22	@ Villanova.....	L, 27-63
D23	@ Baltimore.....	L, 25-43
J8	*@ Alabama.....	L, 28-42
J9	*@ Alabama.....	L, 29-46
F3	*Georgia Tech.....	W, 37-25
F10	*@ Mississippi State.....	L, 38-54
F12	*Mississippi.....	W, 36-34
F13	*Mississippi.....	L, 30-37
F15	*Louisiana State.....	L, 31-34
F16	*Louisiana State.....	L, 29-35
F22	*@ Louisiana State.....	L, 39-42
F23	*@ Louisiana State.....	L, 39-40
F29	Louisiana State (2).....	L, 44-57

*SEC games (2-8; 12th)

(1) at White Plains, N.Y.

(2) SEC Tournament, Knoxville, Tenn.

1940-41 (8-6)

HEAD COACH: CLAUDE SIMONS, JR.

J7	*Alabama.....	L, 24-25
J8	*Alabama.....	W, 32-28
J16	@ Southwestern (Tenn.).....	W, 58-38
J17	*@ Mississippi.....	W, 48-23
J18	*@ Mississippi.....	W, 32-27
J24	*@ Auburn.....	L, 41-45
J25	*@ Georgia Tech.....	W, 37-20
F10	*Mississippi State.....	L, 35-42
F14	*@ Louisiana State.....	W, 55-44
F15	*@ Louisiana State.....	W, 39-35
F18	Louisiana College.....	W, 62-46
F20	*Louisiana State.....	L, 44-59

F21	*Louisiana State.....	L, 37-40
F28	Kentucky (1).....	L, 30-59

*SEC games (6-5; 6th)

(1) SEC Tournament, Louisville, Ky.

1941-42 (4-12)

HEAD COACH: CLAUDE SIMONS, JR.

D19	@ Seton Hall.....	L, 31-54
D20	@ Baltimore.....	L, 32-35
D22	@ Scranton.....	W, 46-39
J5	*@ Alabama.....	L, 33-42
J6	*@ Alabama.....	L, 27-36
J12	*@ Mississippi State.....	L, 25-28
J19	*Mississippi.....	W, 27-21
J20	*Mississippi.....	W, 36-30
J23	*Mississippi State.....	L, 31-32
F7	*Georgia Tech.....	L, 43-52
F12	*@ Louisiana State.....	L, 46-51
F13	*@ Louisiana State.....	L, 49-50
F16	*Auburn.....	W, 50-41
F19	*Louisiana State.....	L, 44-48
F20	*Louisiana State.....	L, 21-31
F27	Auburn (1).....	L, 36-45

*SEC games (3-9; 11th)

(1) SEC Tournament, Louisville, Ky.

1942-43 (4-9)

HEAD COACH: VERNON HAYNES

J11	*@ Mississippi.....	W, 48-38
J12	*@ Mississippi State.....	L, 29-37
J15	*Alabama.....	W, 41-32
J16	*Alabama.....	L, 30-48
J18	*Mississippi.....	L, 34-37
J20	*Mississippi State.....	W, 58-43
F6	*@ Georgia Tech.....	L, 36-60
F8	*@ Auburn.....	W, 50-30
F11	*Louisiana State.....	L, 57-91
F12	*Louisiana State.....	L, 57-59
F19	*@ Louisiana State.....	L, 34-35
F20	*@ Louisiana State.....	L, 40-46
F25	Kentucky (1).....	L, 31-48

*SEC games (4-8; 9th)

(1) SEC Tournament, Louisville, Ky.

1943-44 (16-6)

HEAD COACH: VERNON HAYNES

D18	@ Houma Air Base.....	W, 78-24
D28	@ Y.M.H.A.....	W, 41-28
J5	Algiers Naval Station.....	W, 47-31
J11	N.O. Army Air Base.....	W, 60-23
J13	@ Y.M.H.A.....	L, 53-56
J14	Jackson Barracks.....	W, 59-32
J18	@ Y.M.H.A.....	W, 69-31
J19	Algiers Naval Station.....	W, 46-24
J24	Algiers Coast Guard.....	W, 53-31
J28	Jackson Barracks.....	W, 57-36
J29	Delta Shipyard.....	W, 65-57
F2	Algiers Armed Guard.....	W, 80-31
F4	@ Pensacola Air Station.....	L, 50-72
F5	@ Pensacola Air Station.....	L, 43-50
F9	*@ Louisiana State.....	W, 43-42
F10	*@ Louisiana State.....	W, 38-37
F12	@ Keesler Field.....	L, 42-46
F16	*Louisiana State.....	W, 41-39
F17	*Louisiana State.....	W, 66-44



1945-46 (15-7)

HEAD COACH: CLIFFORD WELLS

D6	N.O. Naval HospitalW, 57-49
D8	Camp PlaucheW, 58-50
D13	Naval Air BaseW, 68-36
D15	Camp PlaucheW, 65-46
D20	N.O. Naval HospitalW, 59-37
J5	Naval Air BaseW, 55-46
J8	@ Southwestern LouisianaW, 55-43
J12	*Georgia TechW, 58-45
J17	*@ AlabamaL, 28-39
J18	*@ MississippiW, 67-50
J25	@ Keesler FieldL, 48-54
J30	Jackson BarracksW, 72-25
F2	*@ AuburnW, 56-48
F4	*@ Georgia TechL, 52-59
F9	*Mississippi StateW, 58-54
F14	Algiers Naval StationW, 78-30
F18	*AlabamaL, 43-46
F20	Algiers Naval StationW, 75-59
F21	*@ Louisiana StateL, 45-54
F23	*Louisiana StateL, 63-52
F26	Algiers Naval StationW, 50-41
F28	Louisiana State (1)L, 29-74

*SEC games (4-5; 8th)
(1) SEC Tournament, Louisville, Ky.

1946-47 (22-9)

HEAD COACH: CLIFFORD WELLS

N26	@ Keesler FieldW, 81-58
N27	@ U.S. Merchant MarinesW, 99-16
N30	*@ KentuckyL, 35-64
D5	*@ MississippiW, 69-41
D6	*@ Mississippi StateW, 44-32
D11	HoustonW, 63-49
D13	BaylorW, 43-40
D18	ValparaisoW, 74-59
D19	Loyola, Ill.W, 67-52
D20	North Carolina State (1)L, 44-54
D26	Kansas (2)L, 53-65
D27	Baylor (2)L, 65-69
D28	Rice (2)W, 60-57
D30	Louisiana State (3)L, 51-54
J8	Keesler FieldW, 78-51
J11	*@ Georgia TechL, 51-58
J17	*Louisiana StateW, 40-38
J22	@ Miami, Fla.W, 60-39
J24	@ Southwestern LouisianaW, 46-45
J27	*@ AlabamaL, 39-41
J28	@ Spring HillW, 76-51
J31	*Georgia TechW, 47-45
F1	*MississippiW, 50-43
F8	*AlabamaW, 59-49
F10	Southwestern LouisianaW, 55-41
F13	*Mississippi StateW, 57-52
F14	*AuburnW, 66-35
F21	*@ Louisiana StateL, 40-55
F27	Tennessee (4)W, 47-41
F28	Louisiana State (4)W, 63-50
M1	Kentucky (4)L, 38-55

*SEC games (8-5; 5th)
(1) at Indianapolis, Ind.
(2) All-College Tournament, Okla. City, Okla.
(3) Sugar Bowl game
(4) SEC Tournament, Louisville, Ky.

1947-48 (23-3)

HEAD COACH: CLIFFORD WELLS

N22	Keesler FieldW, 81-49
N29	@ Spring HillW, 74-36
D2	@ New York U. (1)L, 37-41
D8	Southwestern LouisianaW, 46-37
D13	@ CentenaryW, 62-46
D15	Spring HillW, 93-39
D18	WyomingW, 44-30
D20	*Auburn (at Paducah, Ky.)W, 70-37
D30	Oklahoma (Sugar Bowl)W, 49-32
J2	*Vanderbilt (2)W, 64-56
J3	S. Miss (at Jackson, Miss.)W, 68-54
J6	*FloridaW, 62-35
J9	*Georgia TechW, 54-29
J13	*@ Louisiana StateW, 54-42
J16	*VanderbiltW, 63-44
J23	*@ MississippiW, 52-46
J24	*@ Mississippi StateW, 55-38
F7	*@ AlabamaL, 49-50
F9	*@ Georgia TechW, 59-55
F14	*Mississippi StateW, 70-47
F20	*Louisiana StateW, 50-41
F24	*MississippiW, 73-46
F28	*AlabamaW, 37-29
M4	Auburn (3)W, 47-40
M5	Vanderbilt (3)W, 67-53
M6	Georgia Tech (3)L, 40-50

*SEC games (13-1; 2nd)
(1) Madison Square Garden
(2) Delta Bowl, Memphis, Tenn.
(3) SEC Tournament, Louisville, Ky.

1948-49 (24-4)

HEAD COACH: CLIFFORD WELLS

N22	Keesler FieldW, 83-29
N24	Pensacola Naval AirmenW, 68-43
D3	@ RiceW, 65-54
D4	TexasW, 56-39
D9	HowardW, 87-32
D11	Spring HillW, 60-32
D14	Southwestern LouisianaW, 84-49
D18	Texas A&MW, 51-28
D22	*@ Kentucky (at Louisville)L, 47-51
D29	Kentucky (Sugar Bowl)L, 47-78
D30	Holy Cross (Sugar Bowl)W, 81-79
J3	*@ FloridaW, 63-51
J7	*Georgia TechW, 73-52
J8	*Mississippi StateW, 69-47
J14	*Louisiana StateW, 71-51
J22	*AlabamaW, 51-46
J29	*@ Georgia TechW, 56-49
J31	*@ AuburnW, 56-51
F4	*@ Mississippi StateW, 64-50
F5	*@ MississippiW, 70-44
F11	*MississippiW, 74-34
F19	*@ AlabamaW, 56-40
F21	*@ VanderbiltL, 54-56
F25	*@ Louisiana StateW, 72-45
M3	Alabama (1)W, 64-42
M4	Georgia (1)W, 92-62
M5	Louisiana State (1)W, 72-63
M5	Kentucky (1)L, 52-68

*SEC games (12-3; 2nd)
(1) SEC Tournament, Louisville, Ky.

1949-50 (15-7)

HEAD COACH: CLIFFORD WELLS

N28	Keesler FieldW, 81-43
N30	Southeastern LouisianaW, 74-53
D3	Spring HillW, 83-66
D5	Southwestern LouisianaW, 84-56
D9	RiceW, 62-58
D10	ArkansasL, 41-42
D16	*FloridaW, 69-50
D17	*MississippiW, 70-58
D20	@ Baylor (San Antonio)W, 86-53
D29	Bradley (Sugar Bowl)L, 46-78
D30	Villanova (Sugar Bowl)W, 58-55
J7	*Georgia TechW, 64-62
J13	*@ Louisiana StateW, 75-70
J21	*AlabamaL, 51-57
J28	*@ Georgia TechL, 55-59
J30	*@ TennesseeW, 68-55
F4	*@ Mississippi StateL, 53-55
F6	*@ MississippiW, 68-66
F11	*@ AuburnL, 60-64
F18	*Mississippi StateW, 73-53
F24	*@ Louisiana StateW, 77-71
M2	Mississippi State (1)L, 47-56

*SEC games (8-4; 4th)
(1) SEC Tournament, Louisville, Ky.

1950-51 (12-12)

HEAD COACH: CLIFFORD WELLS

D4	Birmingham-SouthernW, 74-55
D9	@ RiceL, 66-70
D15	*@ MississippiW, 72-62
D16	*@ Mississippi StateW, 74-52
D19	ColumbiaL, 51-63
D20	ColumbiaL, 56-62
D21	NorthwesternW, 67-49
D28	North Carolina State (1)L, 75-89
D29	Rhode Island State (1)W, 81-62
D30	Duke (1)L, 72-74
J5	*Mississippi StateW, 71-64
J6	*Georgia TechW, 49-45
J13	*TennesseeW, 71-60
J15	*@ GeorgiaL, 70-72
J29	*KentuckyL, 68-104
F3	*@ AuburnL, 71-92
F6	*@ FloridaL, 64-72
F10	*Louisiana StateW, 69-54
F12	*@ AlabamaL, 57-66
F17	*VanderbiltW, 90-55
F19	*MississippiW, 64-50
F23	*@ Louisiana StateL, 46-51
M1	Florida (2)W, 68-62
M2	Georgia Tech (2) (OT)L, 61-63

*SEC games (8-6; 4th)
(1) Dixie Classic, Raleigh, N.C.
(2) SEC Tournament, Louisville, Ky.

1951-52 (12-12)

HEAD COACH: CLIFFORD WELLS

D4	Birmingham-SouthernW, 78-50
D8	RiceW, 67-64
D10	*Alabama (OT)W, 51-48
D13	*@ Mississippi StateL, 60-68
D14	*@ MississippiL, 66-81
D18	TexasW, 78-64
D20	CornellL, 50-51
D22	CornellL, 48-58
D27	@ Oklahoma City (1)L, 49-52
D28	San Francisco (1)L, 57-65
D29	Alabama (1)W, 73-67
J5	*@ Georgia TechW, 73-58
J7	*@ Tennessee (OT)W, 71-65
J12	*Mississippi StateW, 71-58
J19	*GeorgiaW, 82-49
J26	*Louisiana StateW, 71-66
F2	@ Washington, Mo.W, 46-41
F4	*@ KentuckyL, 54-103
F9	*@ Louisiana StateL, 66-78
F11	*@ VanderbiltL, 63-84
F16	*MississippiL, 70-74
F18	*AuburnL, 61-63
F22	*@ FloridaW, 102-77
F29	Kentucky (2)L, 61-65

(1) All-College Tournament, Okla. City, Okla.
(2) SEC Tournament, Louisville, Ky.

1952-53 (14-6)

HEAD COACH: CLIFFORD WELLS

D4	Birmingham-SouthernW, 91-42
D6	Southwestern (Tenn.)W, 94-32
D8	Pensacola Naval AirmenW, 79-49
D11	@ KansasL, 50-63
D13	@ Pensacola Naval AirmenW, 63-47
D18	@ RiceL, 56-62
D20	BaylorW, 77-60
J3	*VanderbiltW, 76-53
J10	*@ MississippiW, 83-77
J12	*@ Mississippi StateL, 61-67
J16	*@ FloridaL, 57-87
J26	*@ GeorgiaW, 66-64
J29	*TennesseeW, 68-63
F7	*@ Louisiana StateL, 31-48
F14	*@ AlabamaW, 69-63
F16	*@ AuburnW, 70-65
F21	*MississippiW, 84-68
F23	*Georgia TechW, 70-55
F28	*Mississippi StateW, 69-52
M6	*Louisiana StateL, 52-53

*SEC games (9-4; 2nd)

1953-54 (16-8)

HEAD COACH: CLIFFORD WELLS

D4	Pensacola Naval AirmenW, 68-44
D5	Louisiana CollegeW, 87-47
D10	KansasW, 69-65
D14	RiceL, 49-56
D19	NorthwesternW, 70-68
D21	Wisconsin (OT)W, 57-55
D28	Wake Forest (1)L, 65-72
D29	Oregon State (1)W, 74-70
D30	Seton Hall (1)L, 68-77
J9	*FloridaW, 86-64
J11	*GeorgiaW, 93-78
J16	*@ KentuckyL, 43-94
J18	*@ TennesseeW, 63-61
J23	@ Spring HillL, 57-60
J30	*MississippiW, 84-77
F1	*Mississippi StateW, 79-56
F6	*@ Louisiana StateL, 47-66
F13	*@ VanderbiltW, 71-63
F15	*@ Georgia TechW, 59-57
F20	*AlabamaW, 54-50
F22	*AuburnL, 62-65
F27	*@ MississippiW, 66-57
M1	*@ Mississippi StateW, 59-53
M6	*Louisiana StateL, 52-63

*SEC games (10-4; 3rd)
(1) Dixie Classic, Raleigh, N.C.

1954-55 (15-6)

HEAD COACH: CLIFFORD WELLS

D4	Louisiana CollegeW, 91-53
D11	Texas A&MW, 82-53
D13	RiceW, 68-63
D18	@ NorthwesternL, 63-77
D20	@ WisconsinW, 69-66
D23	StanfordW, 67-62
J3	Deporte MexicanoW, 107-55
J8	*@ FloridaW, 85-74
J10	*@ Georgia (2OT)L, 65-67
J13	*TennesseeL, 58-71
J15	*KentuckyL, 44-58
J29	*@ MississippiW, 83-82
J31	*@ Mississippi StateW, 69-60
F5	*@ Louisiana StateW, 81-57

F12	*VanderbiltW, 62-58
F14	*Georgia TechW, 64-48
F19	*@ AlabamaL, 59-90
F21	*@ AuburnW, 90-79
F26	*Mississippi (3OT)L, 80-86
F28	*Mississippi StateW, 78-59
M4	*Louisiana StateW, 82-53

*SEC games (9-5; 3rd)

1955-56 (12-12)

HEAD COACH: CLIFFORD WELLS

D3	Southwestern (Tenn.)W, 95-50
D5	Louisiana CollegeW, 94-61
D10	@ RiceL, 53-83
D12	@ Texas A&ML, 66-85
D17	SpringfieldW, 69-61
D19	Ohio StateL, 66-72
D22	Washington StateW, 91-52
D27	New York U. (1)W, 80-72
D29	Miami, Fla. (1)L, 75-86
D30	Columbia (1)L, 61-64
J5	*GeorgiaW, 72-56
J7	*FloridaL, 54-61
J12	*@ KentuckyL, 63-85
J14	*@ TennesseeL, 68-81
J30	*@ Louisiana StateL, 66-87
F4	*MississippiW, 93-82
F6	*Mississippi StateW, 110-72
F11	*@ Georgia TechL, 77-79
F13	*at VanderbiltL, 67-74
F18	*AlabamaL, 60-79
F20	*AuburnW, 86-75
F25	*@ MississippiW, 83-81
F27	*@ Mississippi StateW, 83-78
M2	*Louisiana StateW, 81-68

*SEC games (7-7; 5th)
(1) Orange Bowl Tournament, Miami, Fla.

1956-57 (15-9)

HEAD COACH: CLIFFORD WELLS

D8	Birmingham-SouthernW, 74-44
D10	Louisiana CollegeW, 88-48
D15	TexasL, 65-68
D17	BaylorW, 81-60
D19	StanfordW, 56-53
D20	@ Southwestern (Tenn.)W, 78-58
D22	@ Ohio StateW, 75-71
D27	Seattle (1)L, 76-94
D28	Texas Tech (1)L, 60-88
D29	Idaho State (1)L, 61-79
J5	*@ FloridaL, 62-70
J7	*@ GeorgiaW, 72-54
J12	*TennesseeW, 77-71
J14	*KentuckyW, 68-60
J18	*@ Louisiana StateW, 66-64
F1	*@ MississippiW, 66-65
F2	*@ Mississippi StateL, 72-85
F9	*Georgia TechW, 73-67
F11	*VanderbiltL, 58-71
F16	*@ AlabamaL, 53-72
F18	*@ AuburnL, 54-78
F22	*MississippiW, 102-74
F23	*Mississippi StateW, 81-79
M1	*Louisiana StateW, 59-51



All-Time Results

2009-10 TULANE GREEN WAVE MEN'S BASKETBALL

1958-59 (13-11)

HEAD COACH: CLIFFORD WELLS

D4	Louisiana CollegeW, 88-72
D6	Birmingham-SouthernW, 95-78
D8	Southwestern LouisianaW, 75-69
D13	TexasW, 61-51
D15	RiceL, 51-60
D18	BaylorW, 63-55
D20	@ CentenaryW, 65-55
D29	@ Miami (Fla.) (1)L, 72-94
D30	New York U. (1)L, 47-77
J1	@ StetsonW, 66-62
J3	@ FloridaW, 68-62
J5	@ GeorgiaL, 63-70
J10	*TennesseeW, 64-45
J12	*KentuckyL, 68-85
J16	*@ Louisiana StateW, 69-59
J31	*@ MississippiW, 78-66
F2	*@ Mississippi StateL, 46-55
F7	*Georgia TechL, 67-77
F9	*VanderbiltL, 62-64
F14	*@ AlabamaL, 72-74
F16	*@ AuburnL, 56-79
F21	*MississippiW, 81-65
F23	*Mississippi StateL, 51-65
F28	*Louisiana StateW, 71-65

*SEC games (6-8; 7th)

(1) Orange Bowl Tournament, Miami, Fla.

1959-60 (13-11)

HEAD COACH: CLIFFORD WELLS

D1	Alabama StateW, 99-70
D3	Louisiana CollegeW, 90-72
D5	StetsonW, 97-64
D7	CentenaryL, 73-79
D12	@ TexasL, 71-94
D14	@ RiceL, 79-93
D18	Southern MethodistL, 61-86
D29	Virginia Tech (1)W, 62-57
D30	Western Kentucky (1)L, 67-71
J2	*GeorgiaW, 76-74
J4	*FloridaW, 71-55
J9	*@ TennesseeW, 61-56
J11	*@ KentuckyL, 42-68
J16	Spring HillW, 65-35
J30	*MississippiL, 64-66
F1	*Mississippi State (OT)W, 51-47
F6	*@ Georgia TechL, 55-74
F8	*@ Vanderbilt (OT)L, 64-68
F13	*AlabamaW, 64-61
F15	*Auburn (OT)L, 51-53
F20	*@ MississippiW, 59-43
F22	*@ Mississippi StateL, 66-70
F25	*Louisiana StateW, 72-58
M2	*@ Louisiana StateW, 64-54

*SEC games (8-6; 4th)

(1) Sugar Bowl Tournament

1960-61 (11-13)

HEAD COACH: CLIFFORD WELLS

D1	Southwestern (Tenn.)W, 99-62
D3	Texas WesleyanW, 108-89
D5	Louisiana CollegeW, 83-64
D10	TexasW, 63-49
D12	Rice (OT)W, 84-83
D17	@ Southern MethodistL, 67-83
D19	@ CentenaryL, 76-80
D29	West Virginia (1)L, 70-98
D30	Western Kentucky (1)L, 60-81
J7	*@ Georgia (OT)L, 68-79
J9	*@ FloridaL, 79-83
J13	*TennesseeW, 84-59
J14	*KentuckyW, 72-70
J28	*@ Louisiana StateL, 66-86
F1	Southeastern LouisianaL, 83-87
F4	*@ MississippiW, 90-67
F6	*@ Mississippi StateL, 59-73
F11	*VanderbiltL, 60-63
F13	*Georgia TechL, 79-81
F18	*@ Alabama (OT)W, 71-69
F20	*@ AuburnL, 44-63
F25	*MississippiW, 87-71
F27	*Mississippi StateL, 57-62
M2	*Louisiana StateW, 68-65

*SEC games (6-8; 6th)

(1) Sugar Bowl Tournament

1961-62 (13-10)

HEAD COACH: CLIFFORD WELLS

D2	Louisiana CollegeW, 87-67
D4	Florida SouthernW, 82-50
D6	Texas ChristianW, 89-78
D9	@ TexasL, 65-90
D11	@ RiceL, 65-69
D16	Southern MethodistW, 75-70
D18	BaylorW, 66-55
D21	Eastern New MexicoW, 92-77
J6	*GeorgiaW, 76-46
J8	*FloridaW, 59-47
J13	Peru NationalsW, 83-55

F3	*MississippiW, 107-77
F5	*Mississippi StateL, 59-70
F10	*@ VanderbiltL, 65-77
F12	*@ Georgia Tech (OT)L, 74-77
F17	*AlabamaW, 78-75
F19	*AuburnL, 64-81
F22	*@ Louisiana StateL, 57-70
F24	*@ MississippiL, 76-83
F26	*@ Mississippi StateL, 62-83
M3	*@ TennesseeW, 83-81
M5	*@ KentuckyL, 72-97
M9	*Louisiana StateW, 84-69

*SEC games (6-8; 6th)

1962-63 (6-16)

HEAD COACH: CLIFFORD WELLS

D1	Southwestern, Tenn.W, 105-71
D3	Louisiana CollegeL, 76-85
D8	TexasL, 72-81
D10	RiceW, 82-78
D15	@ Southern MethodistL, 75-99
D17	@ BaylorL, 66-74
D28	Texas A&M (1)L, 53-67
D29	Arkansas State (1)L, 71-84
J5	*@ GeorgiaL, 69-77
J7	*@ FloridaL, 74-109
J11	*TennesseeL, 70-77
J12	*KentuckyL, 72-81
F2	*@ MississippiL, 84-92
F4	*@ Mississippi StateL, 73-91
F8	*Georgia Tech (OT)W, 77-69
F9	*VanderbiltL, 69-80
F12	*@ Louisiana StateW, 59-57
F16	*@ AlabamaL, 79-83
F18	*@ AuburnL, 61-63
F23	*MississippiW, 95-93
F25	*Mississippi StateL, 67-78
M1	*Louisiana StateW, 77-65

*SEC games (4-10; 10th)

(1) Arkansas State Tournament, Jonesboro, Ark.

1963-64 (1-22)

HEAD COACH: TED LENHARDT

N30	@ ToledoL, 60-96
D2	@ MichiganL, 47-73
D7	@ TexasL, 63-95
D9	@ RiceL, 62-90
D16	North CarolinaL, 81-109
D18	North Carolina StateL, 88-104
D20	Texas Western (1)L, 59-76
D21	Arkansas State (1)L, 77-84
D23	YaleL, 85-97
J4	*FloridaL, 79-86
J6	*GeorgiaL, 83-87
J10	*@ TennesseeL, 55-82
J11	*@ KentuckyL, 63-105
J15	*@ Louisiana StateL, 74-83
J31	*MississippiL, 74-86
F1	*Mississippi StateL, 77-81
F7	*@ VanderbiltL, 64-96
F8	*@ Georgia TechL, 68-92
F15	*AlabamaL, 73-86
F17	*AuburnL, 72-78
F21	*@ MississippiL, 62-63
F22	*@ Mississippi StateL, 71-78
F28	*Louisiana StateW, 80-68

*SEC games (1-13; 12th)

(1) Arkansas State Tournament, Jonesboro, Ark.

1964-65 (3-22)

HEAD COACH: RALPH PEDERSEN

D1	Louisiana CollegeL, 74-86
D4	BaylorL, 87-102
D5	Southwestern (Tenn.)W, 93-72
D10	@ North CarolinaL, 74-111
D12	@ PennsylvaniaL, 57-88
D19	@ Southern MethodistL, 58-80
D21	@ ButlerL, 67-84
D26	@ StanfordL, 65-93
D28	@ CaliforniaL, 59-86
J2	*@ FloridaL, 53-85
J4	*Georgia (OT)L, 83-86
J9	*TennesseeL, 63-80
J11	*KentuckyL, 72-102
J13	*@ Louisiana StateL, 67-79
J30	*@ MississippiL, 60-62
F1	*@ Mississippi StateW, 73-70
F6	*VanderbiltL, 67-85
F8	*AlabamaL, 68-83
F13	*@ AlabamaL, 81-108
F15	*@ AuburnL, 73-87
F20	*MississippiW, 87-71
F22	*Mississippi StateL, 72-91
F27	*Louisiana StateL, 74-77
M6	*@ VanderbiltL, 62-85
M8	*@ TennesseeL, 62-102

*SEC games (2-14; 10th)

1965-66 (9-16)

HEAD COACH: RALPH PEDERSEN

D1	Southwestern (Tenn.)W, 87-74
D7	Florida SouthernW, 72-68
D11	Southern MethodistL, 69-78
D18	@ NorthwesternL, 48-61
D20	@ Michigan StateL, 61-80
D28	New Mexico (1)L, 56-78
D29	Texas Christian (1)W, 82-80
J3	*@ TennesseeL, 46-64
J4	*@ VanderbiltL, 69-91
J8	*Mississippi StateW, 81-71
J10	*AuburnL, 58-92
J15	*@ GeorgiaL, 69-81
J29	U. of ChicagoW, 63-51
F2	*@ Louisiana StateW, 82-68
F5	*@ AlabamaL, 67-77
F7	*@ Mississippi StateL, 63-65
F12	*TennesseeL, 70-90
F14	*MississippiW, 83-70
F17	*@ Georgia TechL, 85-99
F21	*AlabamaW, 73-72
F23	*@ MississippiL, 70-91
F26	*FloridaL, 59-76
F28	*VanderbiltL, 72-97
M5	*Louisiana StateW, 86-78
M7	*@ KentuckyL, 74-103

*SEC games (5-11; 9th)

(1) New Mexico Tourn., Albuquerque, N.M.

1966-67 (14-10)

HEAD COACH: RALPH PEDERSEN

D1	Louisiana CollegeW, 106-96
D3	Samford (OT)L, 102-104
D9	@ North CarolinaL, 69-92
D10	@ North Carolina StateL, 58-85
D14	@ Louisiana StateL, 83-93
D17	DavidsonW, 93-89
D19	NorthwesternL, 116-121
D21	Michigan StateL, 66-76
D27	Detroit (1)W, 98-94
D28	Miami, Ohio (1)L, 52-87
J3	YaleW, 118-106
J7	@ Georgia TechW, 99-91
J9	StetsonW, 99-76
J12	Louisiana StateW, 99-89
J14	Florida StateW, 87-85
J30	@ PurdueL, 84-99
F4	New York U.W, 96-87
F11	@ Florida StateL, 90-100
F13	@ Florida SouthernL, 91-102
F18	Georgia TechW, 74-71
F20	DePauwW, 111-80
F24	@ Air ForceW, 75-65
F25	@ DenverW, 88-86
M4	@ U. of ChicagoW, 68-64

(1) Motor City Classic, Detroit, Mich.

1967-68 (12-12)

HEAD COACH: RALPH PEDERSEN

D2	Southwestern (Tenn.)W, 95-72
D5	Florida SouthernW, 104-72
D9	@ BaylorL, 82-93
D11	@ RiceL, 81-88
D16	PurdueL, 92-107
D18	DenverW, 85-80
D20	DartmouthW, 97-76
D27	Spring Hill (1)W, 90-86
D28	Alabama (1)L, 83-90
J6	@ Georgia TechL, 81-100
J11	Louisiana StateL, 91-100
J25	@ Kent StateL, 73-93
J27	@ PittsburghL, 73-75
F2	MissouriL, 81-88
F3	Miami (Fla.)W, 99-88
F6	@ Louisiana CollegeL, 76-83
F10	Air ForceW, 109-81
F15	@ New York U.W, 71-60
F17	U. of ChicagoW, 89-53
F21	@ Louisiana StateL, 92-99
F24	@ DavidsonL, 68-76
F26	@ StetsonW, 80-66
M2	Georgia TechW, 88-77
M4	Virginia TechW, 88-78

(1) Mobile Classic, Mobile, Ala.

1968-69 (12-14)

HEAD COACH: RALPH PEDERSEN

D2	Northern MichiganW, 103-89
D7	BaylorL, 80-82
D9	RiceW, 108-88
D11	TexasW, 108-95
D14	@ Louisiana State (2OT)W, 101-99
D16	Texas TechW, 114-91
D18	@ MissouriL, 73-79
D19	@ IllinoisL, 71-105
D26	Oklahoma City (1)L, 86-94
D28	Wyoming (1)L, 87-104
D30	Pacific (1)L, 81-91
J3	@ UC Santa BarbaraL, 67-73
J4	@ UCLAL, 64-96
J8	Florida StateL, 94-97
J11	Kent StateL, 74-82
J16	@ Miami (Fla.)W, 90-79
J18	@ Florida StateL, 90-99
F1	PittsburghW, 110-89
F8	Air ForceW, 90-79
F10	Louisiana StateW, 110-94
F15	@ Georgia TechL, 79-90
F17	@ U. of ChicagoW, 79-70
F24	@ Virginia TechL, 76-79
F26	@ MarquetteL, 73-85
M1	Georgia TechW, 80-77
M3	ValparaisoW, 107-90

(1) All-College Tournament, Oklahoma City, Okla.

1969-70 (5-18)

HEAD COACH: RALPH PEDERSEN

D1	TampaW, 91-65
D6	@ Texas TechL, 80-82
D8	@ TexasL, 71-72
D13	Louisiana StateL, 91-97
D18	Miami (Ohio)W, 59-57
D20	North CarolinaL, 87-96
D22	Ohio StateL, 74-87
D26	St. Peter's (1)L, 75-90
D27	Fairfield (1) (OT)L, 80-82
J3	Rhode IslandW, 80-78
J5	@ Alabama (OT)W, 75-63
J10	@ Georgia TechL, 72-78
J12	RiceL, 80-83
J17	Florida StateL, 77-82
J29	Miami (Fla.)W, 105-90
F6	DrakeL, 92-98
F9	@ Louisiana StateL, 114-127
F14	@ Florida StateL, 77-112
F16	@ Notre DameL, 80-115
F23	Georgia TechL, 76-86
F28	@ Air ForceL, 85-101
M2	@ DenverL, 75-88
M5	MarquetteL, 67-79

(1) Queen City Tournament, Buffalo, N.Y.

1970-71 (8-18)

HEAD COACH: RALPH PEDERSEN

D1	Northwestern StateL, 77-88
D5	The CitadelW, 75-69
D7	South DakotaW, 100-77
D11	Houston (1)L, 60-91
D12	Texas A&M (1)	

All-Time Results



2009-10 TULANE GREEN WAVE MEN'S BASKETBALL

1971-72 (8-18)

HEAD COACH: DICK LONGO

D1	Birmingham-Southern.....	W, 91-84
D4	Wisconsin.....	W, 72-70
D10	Illinois.....	L, 68-79
D11	Baylor.....	L, 78-90
D27	St. Joseph's (Ind.) (1).....	L, 77-84
D28	Winona State (1).....	L, 78-83
J4	Colorado (OT).....	L, 74-75
J8	@ UNC Charlotte (OT).....	L, 79-80
J10	@ The Citadel.....	W, 67-61
J15	Notre Dame.....	L, 78-87
J17	@ Louisiana State.....	L, 58-76
J20	@ Georgia Tech.....	L, 78-94
J22	Southern Mississippi.....	W, 90-68
J25	Loyola, N.O.....	W, 73-69
J29	@ Drake.....	L, 82-90
J31	@ Indiana State.....	W, 82-80
F5	Denver.....	W, 77-69
F9	Louisiana State.....	L, 71-75
F12	@ Florida State.....	L, 84-94
F14	@ Virginia Tech.....	L, 55-76
F19	@ Loyola, N.O.....	L, 73-89
F21	Roanoke.....	L, 62-79
F24	@ Florida Southern.....	L, 64-74
F28	Georgia Tech.....	W, 78-74
M1	Marquette.....	L, 60-73
M4	Air Force.....	L, 56-64

1972-73 (12-14)

HEAD COACH: DICK LONGO

D1	Sewanee.....	W, 104-71
D5	@ Air Force.....	L, 59-81
D6	@ Colorado.....	L, 86-97
D9	Arkansas.....	L, 83-87
D22	@ Georgia Tech.....	W, 69-68
D28	Wake Forest (1).....	L, 66-95
D29	The Citadel (1).....	W, 61-60
J6	Utah State.....	W, 91-80
J8	@ Baylor.....	L, 79-84
J11	Dillard.....	W, 126-111
J13	Southern Miss (OT).....	W, 105-100
J15	UNC Charlotte.....	W, 58-55
J17	@ Texas.....	L, 68-85
J20	@ LSUNO (OT).....	L, 93-101
J25	@ Stetson.....	W, 76-63
J27	South Alabama.....	L, 71-83
J29	Florida Southern.....	W, 97-76
F1	Xavier (La.).....	L, 77-79
F3	Georgia State.....	W, 94-63
F5	Samford.....	W, 75-70
F8	Louisiana State.....	L, 83-92
F10	@ Marquette.....	L, 59-88
F14	@ Louisiana State.....	L, 63-73
F19	Valparaiso.....	L, 88-105
F22	LSUNO.....	W, 80-66
M2	Georgia Tech.....	L, 83-87

1973-74 (12-14)

HEAD COACH: CHARLES MOIR

N30	Alabama-Huntsville.....	W, 81-65
D3	@ Illinois.....	L, 78-99
D6	@ Southern Mississippi.....	W, 95-78
D8	Georgia State.....	W, 81-63
D19	Louisiana State.....	L, 60-67
D21	New Mexico State (1).....	L, 63-76
D22	Arizona State (1).....	L, 70-119
D27	@ Louisiana State.....	L, 44-76
J7	@ Valparaiso.....	L, 63-68
J8	@ Arkansas.....	L, 73-89
J12	Southern Mississippi.....	L, 83-88
J14	Stetson.....	W, 64-58
J19	Georgia Tech.....	W, 96-90
J21	*New Orleans.....	L, 79-81
J23	*@ Dillard.....	W, 93-91
J26	@ South Alabama.....	L, 71-104
J30	*@ Xavier (La.).....	L, 53-61
F2	*Dillard.....	L, 85-96
F4	Birmingham-Southern.....	W, 80-63
F7	@ Samford.....	W, 77-69
F9	@ Utah State.....	L, 86-105
F13	*Xavier (La.).....	W, 97-76
F16	South Alabama.....	W, 78-72
F18	*@ New Orleans (OT).....	L, 74-78
F20	@ Georgia Tech.....	W, 71-70
M1	Ball State.....	W, 95-89

*City Series
(1) Roadrunner Tournament, Las Cruces, N.M.

1974-75 (16-10)

HEAD COACH: CHARLES MOIR

N29	Birmingham-Southern.....	W, 78-63
D2	Southwestern (Tenn.).....	W, 97-59
D4	at Louisiana State.....	L, 78-80
D7	Samford.....	W, 94-67
D18	Louisiana State.....	L, 82-84
D21	at Mississippi.....	L, 73-93
D27	Louisiana Tech (1).....	W, 88-40

D28	Northeast Louisiana (1).....	L, 73-95
J6	at Southern Methodist.....	W, 84-80
J8	at The Citadel.....	W, 78-57
J11	Kansas State.....	W, 71-57
J13	Southern Mississippi.....	W, 85-70
J18	New Orleans.....	W, 76-61
J23	Illinois.....	W, 81-69
J25	at Ball State.....	L, 74-98
J30	at Southern Mississippi.....	W, 100-86
F1	*Southern-N.O.....	W, 96-69
F8	*Xavier (La.).....	W, 83-63
F10	at Richmond.....	L, 79-80
F15	*New Orleans (OT) (2).....	W, 83-81
F19	*Dillard.....	L, 94-96
F22	Georgia State.....	W, 77-68
F24	at Georgia Tech.....	L, 69-74
M1	Valparaiso.....	W, 79-75
M3	at Stetson.....	L, 74-99
M10	Marquette.....	L, 65-73

*City Series
(1) Pacemaker Classic, Monroe, La.
(2) at Municipal Auditorium

1975-76 (18-9)

HEAD COACH: CHARLES MOIR

N29	South Dakota.....	W, 87-81
D1	Rice.....	W, 96-63
D3	Louisiana State (Superdome).....	L, 65-79
D6	@ Arkansas.....	L, 55-67
D20	Mississippi.....	W, 91-88
D22	Cornell.....	W, 90-72
D28	Ohio State (1).....	W, 80-65
D29	Tennessee (1).....	L, 73-97
J3	@ New Orleans.....	L, 97-102
J7	Duke.....	W, 92-82
J10	@ Kansas State.....	L, 69-81
J12	Southern Mississippi.....	W, 111-86
J17	Georgia Tech.....	W, 59-58
J23	@ Air Force.....	W, 77-64
J24	@ Denver (OT).....	W, 100-86
J26	@ The Citadel.....	W, 101-85
J29	@ Southern Mississippi.....	L, 59-67
J31	*Southern-N.O. (Superdome).....	W, 107-72
F2	*Xavier (La.) (Superdome).....	W, 99-85
F4	Richmond.....	W, 84-79
F7	*Dillard (Superdome).....	W, 86-80
F9	@ Samford.....	W, 94-77
F14	North Carolina (40T) ('Dome).....	L, 106-113
F16	@ Marquette.....	L, 63-75
F23	*New Orleans (Superdome).....	W, 82-81
F28	Georgia State.....	W, 95-63
M4	Georgia Tech (2).....	L, 68-74

*City Series
(1) Sugar Bowl Tournament, Superdome
(2) Metro Conference Tourn., Louisville, Ky.

1976-77 (10-17)

HEAD COACH: ROY DANFORTH

N26	@ Louisiana State.....	L, 85-94
N29	SMU (Superdome).....	W, 77-75
D1	@ Rice.....	L, 61-85
D4	Samford.....	W, 83-76
D8	Mississippi.....	W, 64-59
D11	*@ Saint Louis (OT).....	W, 91-86
D22	*Georgia Tech.....	W, 64-57
D28	Virginia Military (1).....	L, 66-75
D29	Baylor (1).....	L, 74-97
D30	Ohio (1).....	L, 67-93
J8	*Louisville.....	L, 81-90
J10	*@ Memphis.....	L, 64-78
J15	@ Pennsylvania.....	L, 64-87
J19	Southern Mississippi.....	W, 80-78
J22	*Cincinnati (Superdome).....	W, 78-75
J24	Texas Christian.....	W, 100-82
J27	Virginia.....	L, 70-74
J29	*@ Georgia Tech.....	L, 62-89
F5	New Orleans (Superdome).....	W, 82-75
F7	Arkansas.....	L, 73-76
F12	North Carolina (@ Greensboro).....	L, 94-106
F14	@ Valparaiso (OT).....	L, 76-79
F19	@ Southern Mississippi.....	L, 85-96
F23	New Orleans (Superdome).....	L, 72-73
F26	Air Force.....	W, 76-66
F28	Marquette (Superdome).....	L, 44-63
M3	Memphis (2).....	L, 80-94

* Metro Conference games (3-3; 3rd)
(1) All-College Tournament, Oklahoma City, Okla.
(2) Metro Conference Tourn., Memphis, Tenn.

1977-78 (5-22)

HEAD COACH: ROY DANFORTH

D3	@ Mississippi.....	L, 77-79
D5	Robert Morris.....	W, 111-76
D7	@ Louisiana State.....	L, 88-120
D10	@ Southern Methodist.....	L, 71-78
D15	@ Southern Mississippi.....	W, 72-66
D18	Louisiana State (Superdome).....	L, 74-83
D20	Old Dominion.....	L, 99-116
D23	North Carolina (Superdome).....	L, 103-108
D30	Florida State (1).....	L, 56-71
D31	Air Force (1).....	L, 60-87

J4	*Cincinnati (Superdome).....	L, 67-102
J7	*Florida State (Superdome).....	L, 85-87
J12	@ Denver.....	W, 117-93
J14	*@ Florida State.....	L, 85-103
J16	*Georgia Tech (Superdome).....	L, 70-75
J18	New Orleans (Superdome).....	L, 62-75
J26	*Louisville (Superdome).....	L, 82-105
J28	*Memphis (Superdome).....	L, 78-86
J30	*@ Cincinnati.....	L, 63-70
F4	*@ Memphis.....	L, 91-101
F7	*@ Louisville.....	L, 86-115
F11	*@ Georgia Tech.....	L, 58-63
F14	Southern Mississippi.....	W, 86-83
F18	*@ Saint Louis.....	L, 79-83
F22	@ Virginia.....	L, 70-91
F25	*Saint Louis (2).....	W, 85-75
M2	Louisville (2).....	L, 64-93

*Metro Conference games (1-1; 7th)
(1) Pillsbury Classic, Minneapolis, Minn.
(2) Metro Conference Tourn., Cincinnati, Ohio

1978-79 (8-19)

HEAD COACH: ROY DANFORTH

N28	Roosevelt.....	W, 109-84
N29	Southern Methodist.....	W, 80-64
D2	Illinois.....	L, 60-65
D4	@ Louisiana State.....	L, 85-109
D6	Pennsylvania.....	L, 59-76
D9	Louisiana State (Superdome).....	L, 88-98
D22	Penn State (1).....	W, 54-50
D23	Dayton (1).....	L, 67-85
J2	Colgate.....	W, 80-75
J5	@ North Carolina State.....	L, 58-104
J6	Duke (Raleigh, N.C.).....	L, 64-74
J10	*Florida State (Superdome).....	W, 74-60
J13	*Cincinnati (Superdome).....	W, 80-75
J15	New Orleans (Superdome).....	W, 55-54
J18	Mercer.....	L, 67-68
J20	*Memphis (Superdome).....	L, 81-87
J22	New Orleans (Superdome).....	L, 72-80
J29	*@ Florida State.....	L, 84-89
F3	*@ Memphis (OT).....	L, 82-89
F8	*Louisville (Superdome).....	L, 66-77
F10	*Saint Louis.....	L, 69-71
F12	Southern Miss. (@ Biloxi).....	W, 75-74
F15	*@ Cincinnati.....	L, 66-88
F17	*@ Saint Louis.....	L, 65-79
F22	Southern Mississippi.....	L, 80-94
F24	@ Louisville.....	L, 71-95
M1	Florida State (2).....	L, 92-101

*Metro Conference games (2-8; 7th)
(1) Dayton Invitational, Dayton, Ohio
(2) Metro Conference Tourn., Memphis, Tenn.

1979-80 (10-17)

HEAD COACH: ROY DANFORTH

D1	@ Southern Methodist.....	L, 68-78
D5	Louisiana State (Superdome).....	L, 79-80
D7	Fort Hays State.....	W, 94-80
D8	Westminster.....	W, 88-58
D10	@ Rice.....	W, 56-53
D22	@ Louisiana State.....	L, 85-95
D28	*Virginia Tech (1).....	L, 58-71
D29	Michigan (1).....	L, 71-72
D31	*Florida State (Miami, Fla.).....	L, 97-108
J5	New Orleans.....	W, 69-62
J10	Notre Dame (Shreveport, La.).....	L, 59-79
J12	*Florida State.....	W, 80-79
J14	*@ Saint Louis.....	L, 63-89
J16	*@ Cincinnati.....	L, 58-59
J19	*Louisville.....	L, 59-76
J22	Southwestern (Tenn.).....	W, 87-82
J28	*Cincinnati.....	W, 69-64
J31	*@ Louisville.....	L, 60-64
F2	*@ Virginia Tech.....	L, 68-69
F7	@ Southern Mississippi.....	L, 72-101
F9	@ New Orleans.....	W, 76-75
F12	*@ Memphis.....	L, 79-82
F16	*Saint Louis.....	L, 60-69
F20	@ Mercer.....	L, 79-96
F23	*Memphis.....	W, 86-74
F25	Southern Mississippi.....	W, 79-78
F28	Florida State (2).....	L, 73-85

*Metro Conference games (3-9; 6th)
(1) Sugar Bowl Tournament, Superdome
(2) Metro Conference Tourn., Louisville, Ky.

1980-81 (12-15)

HEAD COACH: ROY DANFORTH

N28	Oklahoma City (1).....	W, 105-81
N29	Southern Illinois (1).....	W, 92-78
D2	@ Rice.....	W, 78-62
D6	@ Louisiana State.....	L, 81-119
D10	Roosevelt.....	W, 109-63
D12	Oral Roberts (2).....	L, 90-96
D13	Tulsa (2).....	L, 85-102
D20	Louisiana State (Superdome).....	L, 72-86
J5	*Louisville (Superdome).....	L, 53-73
J6	Fredonia State.....	W, 80-63
J9	*Memphis (Superdome).....	L, 55-67
J13	Mercer.....	W, 67-57

J17	New Orleans.....	W, 77-70
J19	*@ Memphis.....	L, 79-91
J24	*@ Florida State.....	L, 61-79
J27	*Cincinnati (Superdome).....	W, 65-50
J31	*Florida State (Superdome).....	L, 68-74
F2	*@ Saint Louis.....	W, 83-71
F4	*@ Louisville.....	L, 58-85
F7	@ Southern Miss.....	L, 61-71
F10	*@ Cincinnati.....	L, 76-91
F18	*Virginia Tech.....	W, 76-74
F22	@ New Orleans.....	L, 69-82
F25	*@ Virginia Tech.....	L, 75-96
F27	*Saint Louis (Superdome).....	W, 75-69
M2	Southern Miss.....	W, 84-80
M5	Cincinnati (3).....	W, 66-67

*Metro Conference games (4-8; 6th)
(1) Mid-South Classic, Memphis, Tenn.
(2) Oil Capital Classic, Tulsa, Okla.
(3) Metro Conference Tourn., Louisville, Ky.

1981-82 (19-9)

HEAD COACH: NED FOWLER

D1	Rice.....	W, 69-60
D4	*Louisville (1).....	L, 54-55
D5	New Hampshire (1).....	L, 48-50
D10	Nicholls State.....	W, 82-67
D12	Roosevelt.....	W, 118-58
D14	Indiana (Indianapolis, Ind.).....	L, 59-77
J2	@ Texas-San Antonio.....	W, 71-64
J4	*@ Cincinnati.....	W, 60-58
J7	Buffalo.....	W, 83-43
J8	@ Southern Miss.....	W, 60-58
J11	*@ Virginia Tech.....	L, 60-65
J13	U. of the South.....	W, 106-57
J17	*@ Saint Louis.....	W, 56-52
J21	*Memphis (OT).....	W, 58-54
J23	New Orleans.....	L, 49-50
F1	*Florida State.....	W, 66-53
F3	*@ Louisville.....	L, 56-61
F6	@ New Orleans.....	W, 59-53
F8	*Cincinnati.....	W, 53-39
F10	*@ Florida State.....	W, 62-61
F13	*Saint Louis.....	W, 81-57
F17	Southern Miss.....	W, 74-62
F25	*@ Memphis.....	L, 62-64
F27	*Virginia Tech.....	W, 63-58
M5	Florida State (2).....	L, 49-54
M12	@ Louisiana State.....	W, 83-72
M15	@ UNLV.....	W, 56-51
M18	@ Bradley.....	L, 61-77

*Metro Conference games (8-4; 2nd)
#NIT (quarterfinalist)
(1) Wendy's Classic, Bowling Green, Ky.
(2



All-Time Results

2009-10 TULANE GREEN WAVE MEN'S BASKETBALL

1983-84 (17-11) HEAD COACH: NED FOWLER

N29	Rice	W, 69-56
D3	Tampa	W, 64-60
D6	Nicholls State	W, 62-39
D8	Central Florida	W, 82-54
D14	Ohio State	L, 57-80
D19	@ Georgia State	W, 77-52
D28	Kansas (1)	L, 64-67
D29	Florida (1)	L, 53-65
J3	MacMurray	W, 84-35
J7	*Memphis	L, 65-67
J9	*Florida State	W, 50-43
J11	*Southern Miss	W, 53-38
J16	*Virginia Tech	L, 52-56
J18	@ Southeastern Louisiana	W, 49-44
J21	New Orleans	W, 67-61
J23	*@ Memphis	L, 50-57
J30	*@ South Carolina	W, 68-53
F1	@ Louisville	L, 56-62
F4	*@ Virginia Tech	W, 63-61
F6	*Cincinnati	W, 69-67
F11	Drake	W, 60-47
F15	*@ Cincinnati	W, 51-40
F18	@ New Orleans	W, 41-39
F20	@ Florida State	W, 51-52
F25	*South Carolina	W, 75-61
F29	*Louisville	L, 60-61
M3	*@ Southern Miss	L, 58-69
M8	Virginia Tech (2)	L, 47-49

*Metro Conference games (7-7; 5th)
(1) Sugar Bowl Tournament, Superdome
(2) Metro Conference Tourn., Memphis, Tenn.

1984-85 (15-13) HEAD COACH: NED FOWLER

N26	Fairmont State	W, 72-63
D1	Bradley	W, 65-56
D5	@ Nicholls State	W, 55-54
D8	@ Rice	L, 55-58
D11	Southeastern Louisiana	W, 73-62
D15	@ Ohio State	L, 71-76
D17	@ Drake (OT)	L, 56-58
D19	Brooklyn College	W, 87-55
D21	Florida A&M	W, 89-56
D27	Oklahoma State (1)	W, 70-63
D28	@ Pittsburgh (1)	L, 54-69
J9	*@ Cincinnati	L, 50-59
J5	*@ Louisville	L, 51-52
J14	*@ Memphis	L, 52-56
J19	*Cincinnati	W, 56-51
J22	*Virginia Tech (OT)	L, 58-66
J26	*South Carolina	W, 77-71
J28	*Florida State	W, 64-61
F2	*Southern Mississippi	W, 64-63
F6	*@ Florida State	L, 51-74
F9	@ New Orleans (OT)	W, 52-49
F11	*@ South Carolina	L, 65-73
F16	*@ Virginia Tech	L, 65-66
F20	*Memphis	L, 49-60
F23	Southwestern Louisiana	W, 63-54
F26	*Louisville	W, 68-56
M2	*@ Southern Mississippi	W, 71-67
M7	Cincinnati (2)	L, 44-58

*Metro Conference games (6-8; 4th)
(1) Pittsburgh Holiday Classic, Pittsburgh, Pa.
(2) Metro Conference Tourn., Louisville, Ky.

1989-90 (4-24) HEAD COACH: PERRY CLARK

N24	Texas Christian	L, 63-83
N27	@ Rice	L, 64-91
D2	Hofstra (OT)	L, 80-81
D5	@ Northwestern	L, 78-108
D8	Tennessee Tech (2OT) (1)	W, 93-91
D9	Arkansas State (1)	L, 80-92
D22	Texas-Pan American	W, 85-77
D30	@ Southern Methodist	L, 62-65
J4	*@ Florida State	L, 68-92
J6	*@ South Carolina	L, 63-70
J11	*Memphis	W, 81-80
J13	*Virginia Tech	L, 68-72
J15	@ New Orleans	L, 59-75
J18	*Louisville	L, 96-109
J20	Northeastern	L, 65-74
J22	Nicholls State	W, 82-69
J25	*@ Cincinnati	L, 64-73
F1	*South Carolina	L, 61-66
F4	New Orleans	L, 62-71
F8	*@ Memphis	L, 74-85
F10	*@ Virginia Tech	L, 77-95
F14	*@ Southern Miss	L, 71-80
F20	*Florida State	L, 67-69
F24	*Cincinnati	L, 58-66
F27	@ Louisville	L, 85-99
M1	*Southern Miss	L, 88-92
M3	@ Miami (Fla.)	L, 60-93
M8	Louisville (2)	L, 66-79

*Metro Conference games (1-13; 8th)
(1) Citizens Bank Classic, Jonesboro, Ark.
(2) Metro Conference Tournament, Biloxi, Miss.

1990-91 (15-13) HEAD COACH: PERRY CLARK

N23	Rice	W, 76-74
N26	Nicholls State	W, 93-70
D1	Wake Forest	L, 79-81
D5	@ Texas Christian	L, 79-81
D8	Southern Methodist	W, 70-62
D22	@ Texas-Pan American	W, 94-70
D27	Georgia Tech (1)	L, 83-95

D28	Auburn (1)	L, 71-84
D30	Columbia	W, 85-66
J3	*Florida State	W, 77-61
J10	*@ Virginia Tech	W, 83-77
J12	*@ Memphis	L, 64-66
J14	*Louisville	L, 73-79
J17	*@ Southern Mississippi	L, 57-64
J20	@ Hofstra	W, 70-68
J21	@ Northeastern	L, 73-79
J24	*Cincinnati	L, 56-60
J28	New Orleans (ZOT)	W, 84-83
J31	*@ South Carolina	L, 80-88
F2	*@ Florida State	L, 79-85
F7	*Memphis	W, 85-69
F9	*Virginia Tech	W, 99-66
F14	*South Carolina	W, 88-63
F16	Southeastern Louisiana	W, 87-71
F23	*@ Cincinnati	W, 70-59
F26	*@ Louisville	L, 72-95
M2	*Southern Mississippi	W, 82-65
M7	Memphis (2)	L, 77-84

*Metro Conference games (7-7; 4th)
(1) Sugar Bowl Tournament, Superdome
(2) Metro Conference Tournament, Roanoke, Va.

1991-92 (22-9) HEAD COACH: PERRY CLARK

N22	Samford	W, 75-48
N25	@ Nicholls State	W, 72-64
N27	Prairie View A&M	W, 120-64
D4	Northwestern	W, 88-79
D7	@ Southern Methodist	W, 65-56
D10	Southern	W, 97-94
D21	Mercer	W, 82-56
D30	@ UC Irvine	W, 96-77
J4	*@ Louisville (OT)	W, 87-83
J6	Pennsylvania	W, 88-74
J9	Central Connecticut State	W, 95-68
J13	@ New Orleans	W, 83-61
J16	*Virginia Tech	W, 80-60
J18	@ Texas Tech	L, 98-101
J21	*@ VCU (OT)	W, 87-85
J25	Temple	W, 99-75
J30	*Southern Mississippi	W, 98-86
F3	@ Wake Forest	L, 66-69
F6	*@ South Florida (OT)	W, 78-70
F8	*Virginia Commonwealth	W, 97-80
F13	*@ UNC Charlotte	W, 76-68
F15	*@ Virginia Tech	L, 73-89
F24	*South Florida	L, 76-81
F27	*Louisville	L, 72-87
M2	*UNC Charlotte	L, 69-79
M4	Memphis	L, 67-68
M7	*@ Southern Mississippi	W, 80-70
M14	Va. Commonwealth (1)	W, 87-69
M15	UNC Charlotte (1)	L, 63-64
M20	*St. John's	W, 61-57
M22	*Oklahoma State	L, 71-87

*Metro Conference games (8-4; champions)
#NCAA Southeast Regional, Atlanta, Ga.
(1) Metro Conference Tourn., Louisville, Ky.

1992-93 (22-9) HEAD COACH: PERRY CLARK

N18	Wagner (1)	W, 70-54
N20	@ Indiana (1)	L, 92-102
D3	Nicholls State	W, 96-54
D5	Southern Methodist (OT)	W, 103-92
D9	@ Memphis	W, 86-85
D12	Northwestern State	W, 91-81
D15	@ UAB	L, 69-75
D23	Jackson State	L, 84-92
D27	Hofstra	W, 64-55
D30	Prairie View A&M	W, 107-74
J2	UC Irvine	W, 86-65
J4	@ Mercer	W, 70-52
J9	*Virginia Tech	W, 84-72
J13	Texas Tech	W, 70-54
J16	*@ Southern Miss	W, 84-71
J21	*@ VCU	W, 84-76
J23	*@ South Florida	W, 71-53
J30	*Southern Mississippi	W, 65-52
F4	*@ Virginia Tech	W, 72-59
F7	*@ UNC Charlotte (OT)	L, 64-68
F11	*Louisville	W, 62-60
F15	Canisius	W, 63-41
F18	*UNC Charlotte	W, 75-70
F20	Florida Atlantic	W, 87-62
F22	@ Temple	L, 57-79
F27	*@ Louisville	L, 67-94
M4	*Va. Commonwealth (OT)	L, 65-77
M6	*South Florida	W, 91-75
M12	Virginia Tech (2)	L, 55-64
M18	*Kansas State	W, 55-53
M20	*Florida State	L, 63-94

*Metro Conference games (9-3; 2nd)
#NCAA Southeast Regional, Orlando, Fla.
(1) Pre-Season NIT
(2) Metro Conference Tourn., Louisville, Ky.

1993-94 (18-11) HEAD COACH: PERRY CLARK

N27	Centenary	W, 94-77
D1	@ Michigan	L, 69-84
D4	Prairie View A&M	W, 102-48
D6	Mercer	W, 85-52
D10	Princeton (1)	W, 56-51
D12	@ California (1)	L, 70-83
D18	Mississippi State (Biloxi)	L, 78-82
D22	Tennessee State	W, 70-67
D29	Lehigh	W, 111-59
J6	*@ Virginia Tech	L, 58-68

J8	*@ South Florida	L, 64-71
J13	*Virginia Commonwealth	W, 78-64
J15	Sacramento State	W, 97-48
J20	*Louisville	L, 76-83
J22	*UNC Charlotte	W, 96-77
J27	@ Florida Atlantic	W, 80-62
J29	@ Canisius	L, 78-90
F3	*Virginia Tech	W, 69-61
F5	*@ UNC Charlotte	L, 71-76
F7	Southeastern Louisiana	W, 104-67
F12	*@ Louisville	L, 73-77
F16	UAB	W, 66-60
F19	*Southern Mississippi	W, 84-79
F24	*South Florida	W, 72-60
F26	*@ VCU	W, 90-75
M5	*@ Southern Miss	W, 83-82
M11	Southern Miss (2)	L, 60-79
M16	@ Evansville	W, 76-63
M22	@ Siena	L, 79-89

*Metro Conference games (7-5; 2nd)
#NIT (second round)
(1) Otis Spunkmeyer Classic, Oakland, Calif.
(2) Metro Conference Tourn., Biloxi, Miss.

1994-95 (23-10) HEAD COACH: PERRY CLARK

N21	Michigan (1)	L, 73-75
N22	Texas A&M (1)	W, 76-74
N23	Indiana (1)	W, 86-68
D3	Prairie View A&M	W, 122-58
D5	Old Dominion (OT)	W, 85-80
D7	Texas-Arlington	W, 80-70
D10	@ Florida State	L, 74-81
D17	Mississippi (Biloxi, Miss.)	W, 71-62
D22	Alabama (Superdome)	W, 72-68
D28	Bethune-Cookman	W, 97-66
D30	UNC Wilmington	W, 75-65
J2	Drake	W, 86-72
J5	*Virginia Tech	W, 78-72
J7	Florida Atlantic	W, 86-74
J10	New Orleans (Superdome)	W, 75-71
J14	@ Cincinnati	L, 72-86
J21	*Louisville	W, 76-73
J26	Sacramento State	W, 85-73
J28	*@ Southern Mississippi	L, 55-79
F2	*@ UNC Charlotte	L, 81-59
F4	*@ Louisville	L, 56-71
F8	*VCU	W, 79-64
F11	*UNC Charlotte	L, 63-76
F16	*South Florida	W, 78-61
F18	*@ Virginia Tech (OT)	L, 66-70
F20	Centenary	W, 83-65
F23	*@ South Florida	L, 64-97
F25	*@ VCU	W, 74-59
M4	Southern Mississippi	W, 89-75
M10	South Florida (2)	W, 73-64
M11	@ Louisville (OT) (2)	L, 80-81
M16	#Brigham Young	W, 76-70
M18	#Kentucky	L, 60-82

*Metro Conference games (7-5; 2nd)
#NCAA Southeast Regional, Memphis, Tenn.
(1) Maui Invitational, Lahaina, Hawaii
(2) Metro Conference Tournament, Louisville, Ky.

1995-96 (22-10) HEAD COACH: PERRY CLARK

N24	Prairie View A&M	W, 113-72
N27	@ Centenary	W, 88-75
D1	North Carolina (1)	L, 71-89
D2	South Carolina (1)	L, 75-80
D5	Florida State (Superdome)	W, 78-77
D9	Nicholls State	W, 82-62
D21	@ Alabama	L, 79-80
D28	Georgia State	W, 62-55
D30	Mount St. Mary's	W, 100-75
J6	*@ UAB	L, 70-71
J11	*South Florida	W, 68-63
J14	*@ UNC Charlotte	L, 58-60
J16	New Orleans (Superdome)	W, 86-77
J20	Temple (Superdome)	W, 67-59
J25	*@ Southern Miss	W, 76-61
J28	*DePaul	W, 84-74
F1	*Southern Miss	L, 61-62
F4	*Marquette	W, 75-74
F8	*@ Louisville	W, 68-65
F11	*UNC Charlotte	W, 95-77
F14	*@ Saint Louis	W, 77-51
F18	*@ South Florida	W, 70-62
F20	@ Florida Atlantic	W, 79-64
F25	*Cincinnati	L, 63-65
F28	*UAB	W, 60-58
M2	*@ Memphis	L, 75-86
M7	Louisville (2)	L, 79-98
M13	@ Auburn (OT)	W, 87-73
M18	@ Minnesota	W, 84-65
M20	#Illinois State	W, 83-72
M26	#Nebraska	L, 78-90
M28	*Alabama	W, 87-76

*C-USA games (9-5; 1st Red Division)
#NIT (third place)
(1) Tournament of Champions, Charlotte, N.C.
(2) C-USA Tournament, Memphis, Tenn.

1996-97 (20-11) HEAD COACH: PERRY CLARK

N22	Texas-Arlington	W, 86-67
N24	New Orleans (Superdome)	L, 55-78
N26	Portland State	W, 92-64
N29	Butler (1)	L, 63-66
N30	@ American-P.R. (1)	W, 93-61
D1	Villanova (1)	L, 70-85
D4	Prairie View A&M	W, 91-62

D9	@ Temple	L, 49-67
D19	Centenary	W, 97-74
D21	@ UNLV	L, 76-83
D28	Lafayette	W, 92-73
D31	Tulsa	W, 88-74
J5	*@ UAB	W, 86-61
J8	Nicholls State	W, 90-62
J11	*Southern Miss	W, 79-63
J16	Xavier (Ohio) (2)	W, 87-85
J18	*@ South Florida	W, 76-62
J22	*Saint Louis	W, 59-45
J25	*UNC Charlotte	W, 69-63
J27	*@ Southern Miss	W, 64-50
F1	@ Marquette	W, 54-53
F6	*@ Cincinnati	L, 64-65
F9	Arizona (3)	L, 62-81
F13	*UAB	L, 61-64
F16	*Memphis	L, 56-62
F19	@ DePaul	W, 69-61
F23	*@ Houston	W, 81-77
F26	*South Florida	W, 63-61
M1	*Louisville	W, 83-71
M6	UAB (4)	L, 70-74
M13	#@ Oklahoma State	L, 72-79

*C-USA games (11-3; 1st Red Division)
#NIT
(1) Puerto Rico Shootout
(2) C-USA/A-10 Challenge, Cincinnati, Ohio
(3) 7-Up Shootout, Phoenix, Ariz.
(4) C-USA Tournament, St. Louis, Mo.

1997-98 (7-22) HEAD COACH: PERRY CLARK

N14	Texas-Arlington	W, 78-68
N17	@ Tulsa (2OT)	L, 80-86
N19	Nicholls State	W, 67-66
N29	Southeastern Louisiana	W, 104-73
D2	Prairie View A&M	L, 64-69
D6	@ Hawai'i (1)	L, 63-76
D7	Long Beach State (1)	L, 55-57
D20	Alabama (2) (OT)	W, 76-71
D22	New Orleans (3)	L, 61-66
D27	*@ Memphis	L, 59-64
D30	North Carolina A&T	W, 70-61
J4	UNLV	L, 61-77
J7	*Saint Louis	W, 59-60
J10	*@ UAB	L, 66-85
J15	Rhode Island (4)	L, 61-85
J18	*Houston	W, 71-59
J20	*Cincinnati	L, 50-60
J24	*@ South Florida	L, 63-82
J29	*	



D22	N.C. State^.....	W, 73-62
D29	Howard.....	W, 76-63
D31	SMU.....	W, 75-70
J3	*@ Louisville.....	L, 70-81
J8	*@ Houston.....	L, 74-75
J12	*Cincinnati^.....	L, 59-72
J15	*@ Southern Miss.....	W, 54-53
J19	*South Florida.....	W, 75-71
J23	*UAB.....	W, 72-60
J24	New Orleans^.....	W, 53-46
J29	*Houston.....	W, 78-75
F2	*@ DePaul.....	L, 54-85
F5	*Southern Miss.....	L, 71-72
F9	*Memphis^.....	W, 64-63
F12	*@ UAB.....	W, 77-66
F16	*@ South Florida.....	L, 54-65
F19	*Saint Louis.....	W, 62-58
F26	*@ UNC Charlotte.....	L, 59-78
M1	*@ Memphis.....	L, 49-77
M4	*Marquette.....	W, 73-68
M9	vs. Houston (2).....	W, 76-69
M10	vs. Saint Louis (2).....	L, 46-64
M14	@ N.C. State (3).....	L, 60-64

*C-USA games (8-8; 1st National Division)

^New Orleans Arena

(1) Preseason NIT

(2) C-USA Tournament, Memphis, Tenn.

(3) NIT

2000-01 (9-21)

HEAD COACH: SHAWN FINNEY

N17	Nicholls State.....	W, 85-73
N20	VCU.....	W, 84-80
N24	@ Hawaii-Hilo (1).....	W, 88-76
N25	Oklahoma (1).....	L, 69-83
N26	Long Beach State (1).....	L, 74-79
D2	@ SMU.....	L, 58-87
D5	Centenary.....	W, 68-57
D9	Loyola (N.O.).....	W, 86-58
D21	@ New Orleans.....	L, 63-78
D28	Florida (2)^.....	L, 85-103
D30	Southern^.....	W, 82-75
J3	Lamar.....	W, 81-71
J7	*@ UAB.....	L, 76-98
J10	*Louisville (OT)^.....	L, 84-87
J13	*@ South Florida.....	L, 70-85
J17	@ Mississippi State.....	L, 66-83
J20	*UAB.....	L, 66-76
J24	*Memphis^.....	L, 69-91
J27	*@ Marquette.....	L, 57-82
J29	*@ Cincinnati.....	L, 57-105
F3	*South Florida (OT).....	W, 82-72
F7	*Southern Miss^.....	W, 80-69
F10	*@ Memphis.....	L, 64-91
F14	*Charlotte (OT)^.....	L, 93-98
F17	*DePaul^.....	L, 44-84
F21	*Houston.....	L, 76-81
F24	*@ Southern Miss.....	L, 63-78
F28	*@ Saint Louis.....	L, 66-76
M3	*@ Houston.....	L, 67-80
M7	Marquette (3).....	L, 67-72

*C-USA games (2-14; 6th National Division)

^New Orleans Arena

(1) Big Island Classic, Hilo, Hawaii

(2) Nokia Sugar Bowl Classic, N.O. Arena

(3) C-USA Tournament, Louisville, Ky.

2001-02 (14-15)

HEAD COACH: SHAWN FINNEY

N16	LOYOLA.....	W, 87-47
N20	CENTENARY.....	W, 92-76
N24	NORFOLK STATE.....	W, 89-67
N27	@ VCU.....	W, 76-72
D2	@ Florida.....	L, 65-81
D5	NEW ORLEANS.....	W, 74-63
D10	VANDEBILT^.....	W, 87-77
D21	LIPSCOMB.....	W, 77-64
D23	@ Georgia Tech.....	W, 79-69
D29	MISSISSIPPI STATE^.....	L, 66-77
J2	v. Kentucky (Louisville).....	L, 67-101
J5	*@ DePaul.....	W, 73-63
J8	*HOUSTON.....	L, 66-69
J12	*MEMPHIS.....	L, 70-78
J15	*@ Southern Miss.....	W, 70-61
J19	*@ TCU.....	W, 87-82, ot
J23	*SOUTH FLORIDA.....	L, 54-68
J26	*@ UAB.....	L, 63-80
J29	*MARQUETTE.....	L, 66-68
F2	*SOUTHERN MISS.....	W, 66-61, ot
F4	*@ Memphis.....	L, 72-78
F9	*@ South Florida.....	L, 65-76
F16	*UAB.....	W, 83-72
F19	*@ Houston.....	L, 81-85, ot
F23	*@ Charlotte.....	L, 54-96
F26	*TCU.....	L, 87-106
M2	*SAINT LOUIS.....	L, 59-67
M6	vs. Saint Louis (1).....	W, 50-47
M7	vs. Charlotte (1).....	W, 69-78

*C-USA games (5-11; 5th National Division)

^New Orleans Arena

(1) C-USA Tournament, Cincinnati, Ohio

2002-03 (16-15)

HEAD COACH: SHAWN FINNEY

N22	@ Rice.....	L, 58-72
N25	LOYOLA.....	W, 74-58
N28	MAINE (1).....	W, 84-65
N29	UCF (1).....	L, 61-66
D11	SOUTHEAST MISSOURI (1).....	W, 81-60
D5	@ New Orleans.....	L, 67-80
D7	@ Vanderbilt.....	L, 46-66

D10	KENTUCKY^.....	L, 60-76
D20	SAVANNAH ST.....	W, 103-47
D23	JACKSON ST.....	W, 94-70
D28	LSU (2)^.....	L, 62-74
J2	GEORGIA TECH.....	W, 80-66
J4	M. BROWN.....	W, 88-30
J7	*@ Memphis.....	L, 73-85
J14	*MARQUETTE.....	L, 73-85
J18	*@ Cincinnati.....	L, 54-77
J22	*@ TCU.....	L, 84-93
J25	*UAB.....	W, 75-72
F1	*EAST CAROLINA.....	W, 67-56
F4	*@ Houston.....	W, 65-58
F8	*@ UAB.....	W, 71-66
F13	*MEMPHIS.....	L, 57-58
F15	*TCU.....	W, 84-78
F18	*S. FLORIDA.....	W, 68-65
F22	*@ Southern Miss.....	L, 72-76
F26	*HOUSTON.....	W, 56-52
M1	*@ Saint Louis.....	L, 74-76, 2ot
M5	*@ South Florida.....	L, 74-72
M8	*SOUTHERN MISS.....	W, 74-61
M12	v. Houston (3).....	W, 74-52
M13	@ Louisville (3).....	L, 66-82

*C-USA games (8-8; 2nd National Division)

^New Orleans Arena

(1) University Hoops Classic, Fogelman Arena

(2) Nokia Sugar Bowl Classic, New Orleans Arena

(3) C-USA Tournament, Louisville, Ky.

2003-04 (11-17)

HEAD COACH: SHAWN FINNEY

N25	SOUTHERN.....	W, 78-72
N29	ARK-PINE BLUFF.....	W, 80-50
N30	LOYOLA (N.O.).....	W, 77-57
D3	UNO.....	L, 66-69
D6	RICE.....	W, 73-67
D9	N'WESTERN ST.....	W, 83-66
D20	S'EASTERN LA.....	L, 63-66
D23	@ LSU.....	L, 48-67
D27	MISSISSIPPI ST. (1).....	L, 50-72
D31	NICHOLLS STATE.....	W, 61-56
J7	CINCINNATI^.....	L, 44-71
J10	@ TCU.....	L, 65-70
J17	@ Louisville.....	L, 58-79
J20	MEMPHIS.....	L, 71-85
J24	SAVANNAH STATE.....	W, 77-61
J28	@ UAB.....	L, 59-80
J31	SOUTHERN MISS*.....	L, 58-64
F3	@ De Paul.....	L, 58-72
F7	USF.....	W, 70-65
F11	HOUSTON*.....	W, 77-63
F14	TCU*.....	W, 67-66
F18	@ East Carolina*.....	L, 66-76
F21	@ Marquette*.....	L, 69-81
F25	UAB*.....	W, 74-69
F28	SAINT LOUIS*.....	L, 65-76
M3	@ Southern Miss*.....	L, 60-70
M6	@ Charlotte*.....	L, 65-79
M10	v. Charlotte (2).....	L, 48-78

*C-USA games (4-12; 12th place)

(1) - Nokia Sugar Bowl Classic, New Orleans Arena

(2) - Conference USA Tournament, Cincinnati, Ohio

2004-05 (10-18)

HEAD COACH: SHAWN FINNEY

N19	@ LSU (1).....	L, 58-83
N21	v. Louisiana Tech (1).....	L, 66-69
N27	PRAIRIE VIEW A&M.....	W, 84-63
N30	@ UNO.....	L, 54-55
D3	LOYOLA (N.O.).....	W, 73-50
D6	@ Northwestern State.....	L, 72-85
D18	SAVANNAH STATE.....	W, 74-55
D21	NORTH CAROLINA A&T.....	W, 73-54
D27	v. Princeton (2).....	L, 51-59
D28	v. Alabama State (2).....	W, 71-59
D31	VMI.....	W, 82-74
J5	@ Saint Louis*.....	L, 41-57
J8	MARQUETTE*.....	L, 68-82
J12	@ TCU*.....	L, 62-73
J15	DePaul* (3).....	L, 63-81
J19	UAB*.....	W, 76-73, ot
J22	@ Southern Miss*.....	L, 60-61
J26	@ Houston*.....	W, 63-61
J29	LOUISVILLE*.....	L, 69-105
F5	@ USF*.....	L, 66-86
F9	SOUTHERN MISS*.....	W, 75-72
F12	@ Memphis*.....	L, 71-103
F19	CHARLOTTE*.....	L, 67-86
F23	TCU*.....	L, 63-77
F26	@ UAB*.....	L, 58-87
M2	@ Cincinnati*.....	L, 56-77
M5	EAST CAROLINA*.....	W, 77-71
M9	v. DePaul (4).....	L, 71-81

*C-USA games (4-12; 12th place)

(1) - Louisiana Basketball Classic, Baton Rouge, La.

(2) - State Farm Sun Bowl Classic, El Paso, Texas

(3) - New Orleans Arena

(2) - Conference USA Tournament, Memphis, Tenn.

2005-06 (12-17)

HEAD COACH: DAVE DICKERSON

N22	vs New Orleans (3).....	W, 77-66
N26	@ Texas A&M (3).....	L, 57-83
N30	@ Butler.....	L, 61-82
D2	vs. Valparaiso (1).....	L, 72-79
D3	vs. Fairfield (1).....	L, 68-80
D7	vs. TCU (3).....	W, 56-52
D11	at Seton Hall.....	L, 64-83
D19	vs. St. Edwards (3).....	L, 83-91, ot
D27	RICHMOND.....	W, 64-41

D31	vs. New Orleans (4).....	L, 49-50
J3	at LSU.....	L, 58-75
J7	SAVANNAH STATE.....	W, 78-60
J11	@ Southern Miss*.....	L, 55-67
J14	RICE*.....	L, 57-60
J18	@ UTEP*.....	L, 47-75
J21	EAST CAROLINA*.....	W, 60-52
J25	HOUSTON*.....	L, 57-82
J28	@ Rice*.....	W, 70-53
F1	SMU*.....	W, 59-56
F4	MARSHALL*.....	W, 61-36
F7	LOYOLA.....	W, 87-41
F11	@ UCF*.....	L, 51-72
F15	@ UAB*.....	L, 82-87
F18	MEMPHIS*.....	L, 65-105
F25	@ East Carolina*.....	W, 66-53
M1	SOUTHERN MISS*.....	W, 50-47
M4	@ Tulsa*.....	L, 59-63
M8	vs. Marshall (2).....	W, 64-58
M9	@ Memphis (2).....	L, 56-75

*C-USA games (6-8; 16th place)

(1) - Hawkeye Challenge

(2) - Conference USA Tournament, Memphis, Tenn.

(3) - Games played at Texas A&M (College Station, Texas) due to Hurricane Katrina

(4) - Game played at the Alario Center in Westwego, La.

2006-07 (17-13)

HEAD COACH: DAVE DICKERSON

N10	BUTLER.....	L, 37-77
N14	New Orleans.....	W, 78-64
N18	Charleston Southern.....	W, 78-64
N21	Loyola.....	W, 66-53
N25	@ Indiana State.....	L, 47-59
N28	HUSTON-TILLOTSON.....	W, 80-54
D2	LSU ^.....	L, 67-74
D6	BUFFALO.....	W, 80-63
D9	@ TCU.....	L, 51-53
D22	ARK-PINE BLUFF.....	W, 70-68
D28	@ RICHMOND.....	W, 75-63
J1	@ New Orleans.....	L, 77-84
J10	@ Rice*.....	L, 70-75, ot
J13	UAB*.....	L, 60-67
J17	@ East Carolina*.....	W, 65-56
J20	MARSHALL*.....	L, 73-79
J24	@ SMU*.....	L, 53-55
J27	RICE*.....	W, 75-55
J30	TULSA*.....	L, 78-79
F3	@ Southern Miss*.....	W, 79-64
F7	UTEP*.....	W, 92-67
F10	@ Memphis*.....	L, 51-95
F14	UCF*.....	W, 86-80
F17	@ Marshall*.....	W, 73-65
F21	@ HOUSTON*.....	L, 70-78
F24	Southern Miss*.....	W, 77-72
F28	EAST CAROLINA*.....	W, 88-72
M3	@ UAB*.....	W, 76-74
M8	vs. Tulsa (2).....	W, 58-56
M9	@ Memphis (2).....	L, 49-71

*C-USA games (9-7; 14th place)

(2) - Conference USA Tournament, Memphis, Tenn.

^ - New Orleans Arena

2007-08 (17-15)

HEAD COACH: DAVE DICKERSON

N9	AUBURN.....	W, 77-62
N12	@ Charleston Southern.....	W, 66-60
N16	NICHOLLS STATE.....	W, 73-51
N24	NEW ORLEANS.....	L, 67-74
N29	@ Buffalo.....	L, 51-65
D1	@ Syracuse.....	L, 60-73
D5	HUSTON-TILLOTSON.....	W, 75-43
D8	GARDNER-WEBB.....	W, 84-79
D17	INDIANA STATE.....	W, 80-68
D20	vs. Saint Mary's (4).....	L, 57-64
D21	vs. Georgia (4).....	W, 70-69
D22	vs. St. John's (4).....	W, 79-71
D28	ALABAMA STATE.....	W, 69-60
J2	LSU^.....	W, 68-63
J9	UAB*.....	L, 61-62
J12	@ Southern Miss*.....	L, 54-71
J16	@ Tulsa*.....	W, 67-65, (ot)
J19	RICE*.....	W, 61-56
J23	SMU*.....	W, 67-52
J26	@ East Carolina*.....	W, 72-56
F2	@ Rice*.....	W, 84-77
F6	@ UTEP*.....	L, 64-66
F9	HOUSTON*.....	L, 56-66
F16	@ Marshall*.....	L, 54-68
F20	#1 MEMPHIS*.....	L, 71-97
F23	SOUTHERN MISS*.....	L, 59-70
F27	@ UCF*.....	L, 63-80
M1	@ UAB*.....	L, 44-69
M5	MARSHALL*.....	L, 68-70
M8	EAST CAROLINA*.....	W, 77-75
M12	vs. MARSHALL* (2).....	W, 48-47
M13	@ #2 MEMPHIS* (2).....	L, 56-75

*C-USA games (6-10; 9th place)

^ - New Orleans Arena

(2) - Conference USA Tournament, Memphis, Tenn.

(4) - Rainbow Classic, Honolulu, Hawaii

2008-09 (14-17)

HEAD COACH: DAVE DICKERSON

N15	MCNEESE STATE.....	W, 68-62
N18	@ #7 Texas.....	L, 51-76
N22	NICHOLLS STATE.....	W, 72-70
N25	ALBANY STATE.....	W, 87-59

N28	vs. UC-Davis (1).....	L, 62-76
N29	vs. Maine (1).....	W, 66-56
D3	@ New Orleans.....	L, 39-49
D6	WESTERN KENTUCKY.....	



All-Time Series Records

2009-10 TULANE GREEN WAVE MEN'S BASKETBALL

OPPONENT	W	L
Air Force.....	5	4
Alabama.....	32	51
Alabama-Huntsville.....	1	0
Alabama State.....	3	0
Albany State.....	1	0
Algiers Armed Guard.....	1	0
Algiers Coast Guard.....	1	0
Algiers Naval Station.....	5	0
American-Puerto Rico.....	1	0
Arizona.....	0	2
Arizona State.....	0	1
Arkansas.....	0	5
Arkansas-Pine Bluff.....	2	0
Arkansas State.....	0	3
Atlanta Athletic Club.....	0	3
Atlanta YMCA.....	1	0
Auburn.....	29	32
Armolts Club.....	1	0
Ball State.....	1	1
Baltimore.....	0	2
Bay St. Louis.....	1	0
Baylor.....	10	9
Bessiner Athletic Club.....	0	1
Bethune-Cookman.....	1	0
Binghamton.....	0	1
Birmingham Athletic Club.....	2	3
Birmingham-Southern.....	8	0
Birmingham YMCA.....	1	1
Bogalusa YMCA.....	1	1
Bradley.....	1	2
Brigham Young.....	1	0
Brooklyn College.....	1	0
Buffalo.....	2	1
Butler.....	0	4
California.....	0	2
UC-Davis.....	0	1
UC-Irvine.....	2	0
UCLA.....	1	1
UC-Santa Barbara.....	0	1
Camp Plauche.....	3	0
Canisius.....	1	1
Centenary.....	12	3
Central Connecticut State.....	1	0
Charleston Southern.....	2	0
Charlotte.....	8	15
Chattanooga.....	0	1
Chicago.....	4	0
Cincinnati.....	13	21
The Citadel.....	5	0
Clemson.....	2	1
Colgate.....	1	0
Colorado.....	0	2
Columbia.....	1	3
Columbus (Ga.) YMCA.....	0	2
Cornell.....	1	2
Dartmouth.....	1	0
Davidson.....	1	1
Dayton.....	0	1
Delta Shipyard.....	1	0
Denver.....	5	1
DePaul.....	4	7
DePauw.....	1	0
Deporte Mexicano.....	1	0
Detroit.....	1	0
Dillard.....	3	2
Drake.....	2	3
Duke.....	1	2
East Carolina.....	9	2
Eastern New Mexico.....	1	0
Evansville.....	1	0
Fairfield.....	0	2
Fairmont State.....	1	0
Florida.....	11	12
Florida A&M.....	1	0
Florida Atlantic.....	4	0
Florida Southern.....	4	2
Florida State.....	12	23
Fordham.....	1	0

OPPONENT	W	L
Fort Hays State.....	1	0
Fredonia State.....	1	0
Gardner-Webb.....	1	0
George Mason.....	0	1
Georgetown.....	0	0
Georgia.....	14	15
Georgia State.....	7	0
Georgia Tech.....	32	35
Grambling State.....	0	0
Gulfport Army Air Base.....	0	1
Gulfport Naval Training Ctr.....	0	1
Hartford.....	1	0
Hawai'i.....	0	1
Hawai'i-Hilo.....	1	0
Hofstra.....	2	1
Holy Cross.....	1	0
Houma Air Base.....	1	0
Houston.....	11	12
Howard.....	2	0
Huston-Tillotson.....	2	0
Idaho State.....	0	2
Illinois.....	1	4
Illinois State.....	1	0
Indiana.....	1	2
Indiana State.....	3	1
Jackson Barracks.....	4	0
Jackson State.....	1	1
Jefferson.....	1	1
Kansas.....	1	3
Kansas State.....	2	1
Kessler Field.....	5	5
Kent State.....	0	2
Kentucky.....	5	41
Kentucky State.....	0	1
Lafayette.....	1	0
Lamar.....	3	0
LaSalle.....	0	0
Lehigh.....	1	0
Lipscomb.....	1	0
Long Beach State.....	0	2
Louisiana College.....	19	5
Louisiana State.....	84	124
Louisiana-Lafayette.....	20	2
Louisiana-Monroe.....	0	1
Louisiana Tech.....	2	1
Louisville.....	6	36
Loyola (Ill.).....	1	0
Loyola (N.O.).....	8	1
MacMurray.....	1	0
Maine.....	2	0
Marquette.....	3	16
Marshall.....	5	4
Maryland.....	0	1
McNeese State.....	1	0
Memphis.....	9	40
Mercer.....	4	2
Meridian.....	1	0
Mexico YMCA.....	1	0
Miami (Fla.).....	4	4
Miami (Ohio).....	1	2
Michigan.....	0	5
Michigan State.....	1	2
Millsaps.....	1	2
Minnesota.....	1	0
Mississippi.....	56	34
Mississippi College.....	12	6
Mississippi State.....	39	54
Missouri.....	0	2
Mobile.....	2	0
Mobile YMCA.....	1	2
Morris Brown.....	1	0
Mount St. Mary's.....	1	0
Naval Air Base.....	3	0
Naval Station.....	1	0
Nebraska.....	0	2
UNLV.....	1	2
New Hampshire.....	0	1
New Mexico.....	0	3

OPPONENT	W	L
New Mexico State.....	0	1
New Orleans.....	22	22
N.O. Army Air Base.....	1	0
New Orleans Athletic Club.....	4	0
N.O. Naval Hospital.....	4	0
New Orleans YMCA.....	4	9
New York U.....	3	2
Nicholls State.....	17	0
Norfolk State.....	1	0
North Carolina.....	1	13
UNC-Wilmington.....	1	0
North Carolina A&T.....	3	0
North Carolina State.....	2	7
Northeastern.....	0	2
Northern Michigan.....	1	0
Northwestern.....	3	4
Northwestern State.....	4	3
Notre Dame.....	0	3
Ohio U.....	0	1
Ohio State.....	2	4
Oklahoma.....	1	1
Oklahoma City.....	1	3
Oklahoma State.....	1	2
Old Dominion.....	1	2
Oral Roberts.....	0	1
Oregon State.....	1	0
Pacific.....	0	1
Pennsylvania.....	1	3
Penn State.....	1	0
Pensacola Air Station.....	4	4
Pensacola Classical.....	2	0
Peru Nationals.....	1	0
Phoenix Athletic Club.....	1	0
Pittsburgh.....	1	4
Portland State.....	1	0
Prairie View A&M.....	9	1
Princeton.....	1	1
Purdue.....	0	3
Ramblers YMCA.....	0	1
Rhode Island.....	2	1
Rice.....	21	21
Richmond.....	3	1
Roanoke.....	0	1
Robert Morris.....	1	0
Roosevelt.....	3	0
Rutgers.....	1	0
Sacramento State.....	2	0
Sacramento State.....	2	0
St. Edward's.....	0	1
St. Charles.....	2	0
St. John's.....	1	0
St. Joseph's (Ind.).....	0	1
St. Joseph's (Maine).....	1	0
St. Mary's (Calif.).....	0	1
St. Peter-Paul Ushers.....	1	3
St. Peter's.....	0	1
St. Stanislaus.....	7	4
Saint Louis.....	10	14
Samford.....	6	2
San Francisco.....	0	1
Savannah State.....	4	0
Scranton.....	1	0
Seattle.....	0	1
Seton Hall.....	0	4
Sewanee (U. of the South).....	8	2
Shreveport Athletic Club.....	1	0
Siena.....	0	1
South Alabama.....	1	2
South Carolina.....	5	5
South Dakota.....	2	0
Southeast Missouri State.....	1	0
Southeastern Louisiana.....	7	2
Southern (B.R.).....	3	0
Southern (N.O.).....	2	0
Southern Athletic Club.....	3	1
Southern California.....	0	3
Southern Illinois.....	1	0
SMU.....	10	11

OPPONENT	W	L
Southern Miss.....	40	28
Southwestern (Tenn.).....	12	0
Spring Hill.....	26	2
Springfield.....	1	0
Stanford.....	2	1
Stetson.....	8	1
Syracuse.....	0	1
TCU.....	7	8
Tampa.....	4	0
Temple.....	2	2
Tennessee.....	16	12
Tennessee State.....	1	0
Tennessee Tech.....	1	0
Texas.....	6	10
Texas A&M.....	7	7
Texas-Arlington.....	3	0
UTEP.....	2	3
Texas-Pan American.....	2	0
Texas-San Antonio.....	2	0
Texas Tech.....	2	3
Texas Wesleyan.....	1	0
Toledo.....	0	1
Tulsa.....	4	4
UAB.....	12	18
UCF.....	2	4
USF.....	15	12
U.S. Merchant Marines.....	1	0
U.S. Naval Repair Base.....	0	1
Utah State.....	1	2
Valparaiso.....	3	5
Vanderbilt.....	11	23
Villanova.....	1	2
Virginia.....	0	3
Virginia Commonwealth.....	11	1
VMI.....	1	1
Virginia Tech.....	15	18
Wagner.....	1	0
Wake Forest.....	0	4
Washington (Mo.).....	1	0
Washington & Lee.....	1	0
Washington State.....	1	0
West Texas A&M.....	1	0
West Virginia.....	0	1
Western Kentucky.....	0	4
Westminster.....	1	0
Winona State.....	0	1
Wisconsin.....	3	1
Wyoming.....	2	1
Xavier (La.).....	3	2
Xavier (Ohio).....	1	1
Yale.....	1	1
YMGC.....	5	2
YMHA.....	5	2
46th Infantry.....	1	0
Totals*.....	1098	1105

* Record does not include three games from the 1914-15 season. Archives list the team's record at 2-3 and only two losses to LSU are known.

All-Time Series Records



2009-10 TULANE GREEN WAVE MEN'S BASKETBALL

AIR FORCE (5-4)

Date	H/A/N	TU	Opp
2/24/67	A W	75	65
2/10/68	H W	109	81
2/8/69	H W	90	79
2/28/70	A L	85	101
3/4/72	H L	56	64
12/5/72	A L	59	81
1/23/76	A W	78	64
2/26/77	H W	76	66
12/31/77	N L	60	87

(Pillsbury Classic, Minneapolis, Minn.)
At New Orleans: 3-1
At Colorado Springs: 2-2
Neutral Sites: 0-1

ALABAMA (32-51)

Date	H/A/N	TU	Opp
1/13/16	A L	33	34
2/1/17	A W	39	19
2/2/17	A W	41	20
2/16/17	H W	28	17
2/17/17	H W	31	20
2/17/18	A W	32	20
2/20/20	A L	11	17
2/24/20	H W	27	22
2/7/21	A W	42	22
2/8/21	A L	23	27
2/10/22	A L	26	27
2/11/26	A L	20	26
2/12/26	A L	20	37
2/14/27	H L	25	33
2/15/27	H W	34	32
1/5/28	A W	37	36
1/4/29	H L	22	25
1/5/29	H W	24	22
1/3/30	A L	16	34
1/4/30	A L	15	24
1/23/31	H L	29	45
1/24/31	H L	25	50
1/8/32	A L	10	15
1/9/32	A L	16	38
1/6/33	H L	26	28
1/7/33	H L	23	55
1/5/34	A L	18	53
1/6/34	A L	23	48
1/4/35	H L	12	24
1/5/35	H L	26	31
1/3/36	A L	20	26
1/4/36	A L	25	34
1/4/37	A W	33	21
1/5/37	H L	27	28
1/7/38	A W	24	19
1/8/38	A W	45	21
1/4/39	H L	32	41
1/5/39	H L	31	38
1/8/40	A L	28	42
1/9/40	A L	29	46
1/7/41	H L	24	25
1/8/41	H W	32	28
1/5/42	A L	33	42
1/6/42	A L	27	36
1/15/43	H W	41	32
1/16/43	H L	30	48
3/2/45	N L	31	51

(SEC Tournament, Louisville, Ky.)
1/17/46 A L 28 39
2/18/46 H L 43 46
1/27/47 A L 39 41
2/8/47 H W 58 49
2/7/48 A L 49 50
2/28/48 H W 37 29
1/22/49 H W 51 46
2/19/49 A W 56 40
3/3/49 N W 64 42
(SEC Tournament, Louisville, Ky.)

1/21/50	H L	51	57
2/12/51	A L	57	66
12/10/51	H W	51	48
12/29/51	N W	73	67

(All-College Tournament, Oklahoma City)
2/14/53 A W 69 63
2/20/54 H W 54 50
2/19/55 A L 59 90
2/18/56 H L 60 79
2/16/57 A L 53 72
2/15/58 H L 64 73
2/14/59 A L 72 74
2/13/60 H W 64 61
2/18/61 A W 71 69
2/17/62 H W 78 75
2/16/63 A L 79 83
2/15/64 H L 73 86
2/8/65 H L 68 83
2/13/65 A L 81 108
2/5/66 A L 67 77
2/21/66 H W 73 72
12/28/67 N L 83 90
(Mobile Classic, Mobile, Ala.)
1/5/70 A W 75 63
12/22/94 H W 72 68
12/21/95 A L 79 80
3/28/96 N W 87 76
(NIT Consolation, New York, N.Y.)
12/20/97 N W 76 71
12/5/98 H L 52 53
At New Orleans: 17-20
At Tuscaloosa: 11-29
Neutral Sites: 4-2

UAB (12-18)

Date	H/A/N	TU	Opp
12/15/92	A L	69	75
2/16/94	H W	66	60
1/6/96	A L	70	71
2/28/96	H W	60	58
1/5/97	A W	86	61
2/13/97	H L	61	64
3/6/97	N L	70	74

(C-USA Championship, St. Louis, Mo.)
1/10/98 A L 66 85
2/14/98 H L 69 77
12/30/98 H L 78 88
1/21/99 A W 80 64
1/23/00 H W 73 62
2/12/00 A W 77 66
1/7/01 A L 76 98
1/20/01 H L 66 76
1/26/02 A L 63 80
2/16/02 H W 83 72
1/25/03 H W 75 72
2/8/03 A W 71 66
1/28/04 A L 59 80
2/25/04 H W 74 69
1/19/05 H W 76 73
2/26/05 A L 58 87
2/15/06 A L 82 87
1/13/07 H L 60 67
3/3/07 A W 76 74
1/9/08 H L 61 62
3/1/08 A L 44 69
2/4/09 A L 61 81
2/18/09 H L 70 76
At New Orleans: 7-7
At Birmingham: 5-10
Neutral Sites: 0-1

ALABAMA STATE (3-0)

Date	H/A/N	TU	Opp
12/1/59	H W	99	70
12/28/04	N W	71	59

(State Farm Sun Bowl Classic, El Paso, Texas)
12/28/07 H W 69 60

ALBANY STATE (1-0)

Date	H/A/N	TU	Opp
11/25/08	H W	87	59

AMERICAN U-PUERTO RICO (1-0)

Date	H/A/N	TU	Opp
11/30/96	A W	93	61

(Puerto Rico Shootout, Bayamon, P.R.)

ARIZONA (0-2)

Date	H/A/N	TU	Opp
12/14/38	A L	28	34
2/9/97	N L	62	81

(7-Up Shootout, Phoenix, Ariz.)

ARIZONA STATE (0-1)

Date	H/A/N	TU	Opp
12/22/73	N L	70	119

(Roadrunner Tour., Las Cruces, N.M.)

ARKANSAS (0-5)

Date	H/A/N	TU	Opp
12/10/49	H L	41	42
12/9/72	H L	83	87
1/8/74	A L	73	89
12/6/75	A L	55	67
2/7/77	H L	73	76

At New Orleans: 0-3

At Fayetteville: 0-2

ARKANSAS-PINE BLUFF (2-0)

Date	H/A/N	TU	Opp
11/29/03	H W	80	60
12/22/06	H W	70	68

ARKANSAS STATE (0-3)

Date	H/A/N	TU	Opp
12/29/62	A L	71	84
12/21/63	A L	77	84
12/9/89	A L	80	92

(Arkansas State Tournament)
(Arkansas State Tournament)
(Citizens Bank Classic)

AUBURN (29-32)

Date	H/A/N	TU	Opp
1/19/06	A L	7	27
1/19/07	A L	15	35
1/18/09	A L	15	29
1/16/18	H W	38	16
1/17/18	H W	30	21
2/22/18	A L	23	29
2/4/23	A W	36	27
2/5/23	A W	38	30
1/25/24	H W	32	19
1/26/24	H W	27	22
1/6/25	H W	32	15
1/7/25	H W	45	31
1/28/26	H W	33	30
1/29/26	H W	52	31
1/28/27	H L	32	41
1/29/27	H L	30	31
1/31/27	A L	12	32
2/1/27	A L	11	50
2/8/29	A W	48	35
2/9/29	A L	25	40
2/10/30	H W	45	40
2/11/30	H W	41	37

2/6/31	A L	22	44
2/7/31	A L	35	51
2/5/32	H W	26	21
2/6/32	H L	32	47
2/3/33	A L	19	22
2/4/33	A W	35	18
2/2/34	H W	34	18
2/3/34	H W	30	20
3/2/39	N L	30	43

(SEC Tournament, Knoxville, Tenn.)
1/24/41 A L 41 45
2/16/42 H W 50 41
2/27/42 N L 36 45
(SEC Tournament, Louisville, Ky.)
2/8/43 A W 50 30
2/2/46 A W 56 48
2/14/47 H W 66 35
12/20/47 N W 70 37
(Paducah, Ky.)
3/4/48 N W 47 40
(SEC Tournament, Louisville, Ky.)
1/31/49 A W 56 51
2/11/50 A L 60 64
2/3/51 A L 71 92
2/18/52 H L 61 63
2/16/53 A W 70 65
2/22/54 H L 62 65
2/21/55 A W 90 79
2/20/56 H W 86 75
2/18/57 A L 54 78
2/17/58 H L 49 63
2/16/59 A L 56 79
2/15/60 H L 51 53
2/20/61 A L 44 63
2/19/62 H L 64 81
2/18/63 A L 61 63
2/17/64 H L 72 78
2/15/65 A L 73 87
1/10/66 H L 58 92
12/28/90 H L 71 84
(Sugar Bowl Tourn.-Superdome)
3/13/96 A W 87 73
OT (NIT-First Round)
11/9/07 H W 77 62
1/3/09 A L 53 78
At New Orleans: 17-11
At Auburn: 10-19
Neutral Sites: 2-2

BALL STATE (1-1)

Date	H/A/N	TU	Opp
3/1/74	H W	95	89
1/25/75	A L	74	98

BAYLOR (10-9)

Date	H/A/N	TU	Opp
2/11/16	A W	30	24
2/12/16	A L	19	20
12/13/24	H W	31	12
12/17/25	H W	21	19
12/18/25	H W	23	20
12/13/46	H W	43	40
12/27/46	N L	65	69

(All-College Tournament, Oklahoma City)
12/20/49 N W 86 53
(San Antonio, Texas)
12/20/52 H W 77 60
12/17/57 H W 81 60
12/18/58 H W 63 55
12/18/61 H W 66 55
12/17/62 A L 66 74
12/4/64 H L 87 102
12/9/67 A L 82 93
12/9/68 H L 80 82
12/11/71 H L 78 90
1/8/73 A L 79 84
12/29/76 N L 74 97



All-Time Series Results

2009-10 TULANE GREEN WAVE MEN'S BASKETBALL

(All-College Tournament, Oklahoma City)
At New Orleans: 8-3
At Waco: 1-4
Neutral Sites: 1-2

BETHUNE-COOKMAN (1-0)

Date	H/A/N	TU	Opp
12/28/94	H W	97	66

BINGHAMTON (0-1)

Date	H/A/N	TU	Opp
12/27/09	H L	73	74

BRADLEY (1-2)

Date	H/A/N	TU	Opp
12/29/49	H L	46	78
(Sugar Bowl-Municipal Auditorium)			
3/18/82	A L	61	77
(NIT-Quarterfinal)			
12/1/84	H W	65	56

BRIGHAM YOUNG (1-0)

Date	H/A/N	TU	Opp
3/16/95	N W	76	70
(NCAA, First Round, Memphis)			

BUFFALO (2-1)

Date	H/A/N	TU	Opp
1/7/82	H W	83	43
12/6/06	H W	80	63
11/29/07	A L	51	65

BUTLER (0-4)

Date	H/A/N	TU	Opp
12/21/64	A L	67	84
11/29/96	N L	63	66
(Puerto Rico Shootout, San Juan, P.R.)			
11/30/05	A L	61	82
11/10/06	H L	37	77

CALIFORNIA (0-2)

Date	H/A/N	TU	Opp
12/28/64	A L	59	86
12/12/93	A L	70	83
(Otis Spunkmeyer Classic, Oakland, Cal.)			

CALIFORNIA-IRVINE (2-0)

Date	H/A/N	TU	Opp
12/30/91	A W	96	77
1/2/93	H W	86	65

UCLA (1-1)

Date	H/A/N	TU	Opp
12/17/38	A W	37	35
1/4/69	A L	64	96

UC-DAVIS (0-1)

Date	H/A/N	TU	Opp
11/28/08	N L	62	76
(USA Basketball Classic, Mobile, Ala.)			

UC-SANTA BARBARA (0-1)

Date	H/A/N	TU	Opp
1/3/69	A L	67	73

CANISIUS (1-1)

Date	H/A/N	TU	Opp
2/15/93	H W	63	41
1/29/94	A L	78	90

CENTENARY (12-3)

Date	H/A/N	TU	Opp
1/19/23	H W	33	18
1/20/23	H L	23	29
2/12/24	H W	31	27
12/13/47	A W	62	46

12/16/57	H W	85	75
12/20/58	A W	65	55
12/7/59	H L	73	79
12/19/60	A L	76	80
11/27/93	H W	94	77
2/20/95	H W	83	65
11/27/95	A W	88	75
12/19/96	H W	97	74
12/4/99	H W	73	57
12/5/00	H W	68	57
11/20/01	H W	92	76

At New Orleans: 9-2
At Shreveport: 3-1

CENTRAL CONNECTICUT ST. (1-0)

Date	H/A/N	TU	Opp
1/9/92	H W	95	68

UCF (2-4)

Date	H/A/N	TU	Opp
12/8/83	H W	82	54
11/29/02	H L	61	66
(University Hoops Classic, New Orleans)			
2/11/06	A L	51	72
2/14/07	H W	86	80
2/27/08	A L	63	80
1/31/09	H L	74	79 OT

CHARLESTON SOUTHERN (1-0)

Date	H/A/N	TU	Opp
11/18/06	H W	75	69
11/12/07	A W	66	60

CHARLOTTE (8-15)

Date	H/A/N	TU	Opp
1/8/72	A L	79	80 OT
1/15/73	H W	58	55
2/13/92	A W	76	68
3/2/92	H L	69	79
3/15/92	N L	63	62
(Metro Conference Tourn., Louisville, Ky.)			
2/7/93	A L	64	68 OT
2/18/93	H W	75	70
1/22/94	H W	96	77
2/5/94	A L	71	76
2/2/95	A W	81	59
2/11/95	H L	63	76
1/14/96	A L	58	60
2/11/96	H W	95	77
1/25/97	H W	69	63
2/9/98	A L	68	77
1/7/99	H W	70	67
2/26/00	A L	59	78
2/14/01	H L	93	98 OT
2/23/02	A L	54	96
3/7/02	N L	69	78
(C-USA Tourney, Cincinnati, Ohio)			
3/6/04	A L	65	79
3/10/04	N L	48	78
(C-USA Tourney, Louisville, Ky.)			
2/19/05	H L	67	86

At New Orleans: 6-4

At Charlotte: 2-8

Neutral Sites: 0-3

CHATTANOOGA (0-1)

Date	H/A/N	TU	Opp
2/25/22	N L	21	25
(Southern Conf. Tourn., Atlanta, Ga.)			

CHICAGO (4-0)

Date	H/A/N	TU	Opp
1/29/66	H W	63	51
3/4/67	A W	68	64
2/17/68	H W	89	53
2/17/69	A W	79	70

CHICAGO (4-0)

Date	H/A/N	TU	Opp
1/29/66	H W	63	51
3/4/67	A W	68	64
2/17/68	H W	89	53
2/17/69	A W	79	70

CINCINNATI (13-21)

Date	H/A/N	TU	Opp
1/22/77	H W	78	75
1/4/78	H L	67	102
1/30/78	A L	63	70
1/13/79	H W	80	75
2/15/79	A L	66	88
1/16/80	A L	58	59
1/28/80	H W	69	64
1/27/81	H W	65	50
2/10/81	A L	76	91
3/5/81	N L	66	67
(Metro Conference Tourney, Louisville)			
1/4/82	A W	60	58
2/8/82	H W	53	39
1/6/83	A W	65	62
2/21/83	H W	68	54
3/11/83	A W	80	65

(Metro Conference Tourney, Cincinnati)

2/6/84	H W	69	67
2/15/84	A W	51	40
1/5/85	A L	50	59
1/19/85	H W	56	51
3/7/85	N L	44	58
(Metro Conference Tourney, Louisville)			
1/25/90	A L	64	73
2/24/90	H L	58	66
1/24/91	H L	56	60
2/23/91	A W	70	59
1/14/95	A L	72	86
2/25/96	H L	63	65
2/6/97	A L	64	65
1/20/98	H L	50	60
2/3/99	A L	63	82
1/12/00	H L	59	72
1/29/01	A L	57	105
1/18/03	A L	54	77
1/7/04	H L	44	71
3/2/05	A L	56	77

At New Orleans: 8-7

At Cincinnati: 5-12

Neutral Sites: 0-2

THE CITADEL (5-0)

Date	H/A/N	TU	Opp
12/5/70	H W	75	69
1/10/72	A W	67	61
12/29/72	A W	61	60
(Palmetto Classic)			
1/8/75	A W	78	57
1/26/76	A W	101	85

At New Orleans: 1-0

At Charleston: 4-0

CLEMSON (2-1)

Date	H/A/N	TU	Opp
2/24/22	N W	30	20
(Southern Conf. Tourn., Atlanta, Ga.)			
1/20/28	H W	35	23
1/21/28	H L	15	34

SERIES NOTE

Tulane's first postseason tournament game was a successful one as the Wave defeated Clemson, 30-20, on Feb. 24, 1922 in the first round of the Southern Conference Tournament.

COLGATE (1-0)

Date	H/A/N	TU	Opp
1/2/79	H W	80	75

COLORADO (0-2)

Date	H/A/N	TU	Opp
1/4/72	H L	74	75 OT
12/6/72	A L	86	97

COLUMBIA (1-3)

Date	H/A/N	TU	Opp
12/19/50	H L	51	61
12/20/50	H L	56	62
12/30/55	N L	61	64
(Orange Bowl Tournament, Miami, Fla.)			
12/30/90	H W	85	66

CORNELL (1-2)

Date	H/A/N	TU	Opp
12/20/51	H L	50	51
12/21/51	H L	48	58
12/22/75	H W	90	72

DARTMOUTH (1-0)

Date	H/A/N	TU	Opp
12/20/67	H W	97	76

DAVIDSON (1-1)

Date	H/A/N	TU	Opp
12/17/66	H W	93	89
2/24/68	A L	68	76

DAYTON (0-1)

Date	H/A/N	TU	Opp
12/23/78	A L	67	85
(Dayton Invitational)			

DENVER (5-1)

Date	H/A/N	TU	Opp
2/25/67	A W	88	86
12/18/67	H W	85	80
3/2/70	A L	75	88
2/5/72	H W	77	69
1/24/76	A W	100	86 OT
1/12/78	A W	117	93

At New Orleans: 2-0

At Denver: 3-1

DEPAUL (4-7)

Date	H/A/N	TU	Opp
1/28/96	H W	84	74
2/19/97	A W	69	61
2/25/98	A W	72	56
1/30/99	H L	79	87
3/3/99	N L	59	95
(C-USA Championship, Birmingham, Ala.)			
2/2/00	A L	54	85
2/17/01	H L	44	84
1/5/02	A W	73	63
2/3/04	A L	58	72
1/15/05	H L	63	81
3/9/05	N L	71	81

(C-USA Championship, Memphis, Tenn.)

At New Orleans: 1-3

At Chicago: 3-2

Neutral Sites: 0-2

DEPAUW (1-0)

Date	H/A/N	TU	Opp
2/20/67	H W	111	80

DETROIT (1-0)

Date	H/A/N	TU	Opp
12/27/66	A W	98	94
(Motor City Classic)			

DILLARD (3-2)

Date	H/A/N	TU	Opp
1/11/73	H W	126	111
1/23/74	N W	93	91
(Loyola Field House)			
2/2/74	H L	85	96
2/19/75	H L	84	96
2/7/76	H W	86	80
At Tulane: 2-2			

All-Time Series Records



2009-10 TULANE GREEN WAVE MEN'S BASKETBALL

Neutral Sites: 1-0

DRAKE (2-3)

Date	H/A/N	TU	Opp
2/6/70	H L	92	98
1/29/72	A L	82	90
2/11/84	H W	60	47
12/17/84	A L	56	58 OT
1/2/95	H W	86	72

At New Orleans: 2-1

At Des Moines: 0-2

DUKE (1-2)

Date	H/A/N	TU	Opp
12/30/50	N L	72	74
(Dixie Classic, Raleigh, N.C.)			
1/7/76	H W	92	82
1/6/79	N L	64	74
(Raleigh, N.C.)			

EAST CAROLINA (9-2)

Date	H/A/N	TU	Opp
2/1/03	H W	67	56
2/18/04	A L	66	76
3/5/05	H W	77	71
1/21/06	H W	60	52
2/25/06	A W	66	53
1/7/07	A W	65	56
2/28/07	H W	88	72
1/26/08	A W	72	56
3/8/08	H W	77	75
1/7/09	A L	66	69
2/11/09	H W	73	64

At New Orleans: 6-0

At Greenville: 3-2

EVANSVILLE (1-0)

Date	H/A/N	TU	Opp
3/16/94	A W	76	63
(NIT-First Round)			

FAIRFIELD (0-2)

Date	H/A/N	TU	Opp
12/27/69	N L	80	82 OT
(Queen City Tournament, Buffalo, N.Y.)			
12/3/05	N L	68	80
(Hawkeye Challenge, Iowa City, Iowa)			

FLORIDA (11-12)

Date	H/A/N	TU	Opp
1/6/48	H W	62	35
1/3/49	A W	63	51
12/16/49	H W	69	50
2/6/51	A L	64	72
3/1/51	N W	68	62
(SEC Tournament, Louisville, Ky.)			
2/22/52	H W	102	77
1/16/53	A L	57	87
1/9/54	H W	86	64
1/8/55	A W	85	74
1/7/56	H L	54	61
1/5/57	A L	62	70
1/4/58	H W	84	75
1/3/59	A W	68	62
1/4/60	H W	71	55
1/9/61	A L	79	83
1/8/62	H W	59	47
1/7/63	A L	74	109
1/4/64	H L	79	86
1/2/65	A L	53	85
2/26/66	H L	59	76
12/29/83	H L	53	65
(Sugar Bowl Tournament-Superdome)			
12/28/00	H L	85	103
(Nokia Sugar Bowl Classic)			
12/2/01	A L	65	81
At New Orleans: 7-5			

At Gainesville: 3-7

Neutral Sites: 1-0

FLORIDA A&M (1-0)

Date	H/A/N	TU	Opp
12/21/84	H W	89	56

FLORIDA ATLANTIC (4-0)

Date	H/A/N	TU	Opp
2/20/93	H W	87	62
1/27/94	A W	69	61
1/7/95	H W	86	74
2/20/96	A W	79	64

FLORIDA STATE (12-23)

Date	H/A/N	TU	Opp
1/14/67	H W	87	85
2/11/67	A L	90	100
1/8/69	H L	94	97
1/18/69	A L	90	99
1/17/70	H L	77	82
2/14/70	A L	77	112
1/13/71	H W	88	69
2/12/72	A L	84	94
12/30/77	N L	56	71
(Pillsbury Classic, Minneapolis, Minn.)			
1/7/78	H L	85	87
1/14/78	A L	85	103
1/10/79	H W	74	60
1/29/79	A L	84	89
3/1/79	N L	92	101
(Metro Conf. Tourn., Memphis, Tenn.)			
12/31/79	N L	97	108
(Miami, Fla.)			
1/12/80	H W	80	79
2/28/80	N L	73	85
(Metro Conference Tourn., Louisville, Ky.)			
1/24/81	A L	61	79
1/31/81	H L	68	74
2/1/82	H W	66	53
2/10/82	A W	62	61
3/5/82	N L	49	54
(Metro Conf. Tourn., Memphis, Tenn.)			
2/14/83	A W	80	79 2OT
3/5/83	H W	71	66
1/9/84	H W	50	43
2/20/84	A L	51	52
1/28/85	H W	64	61
2/6/85	A L	51	74
1/4/90	A L	68	92
2/20/90	H L	67	69
1/3/91	H W	77	61
2/2/91	A L	79	85
3/20/93	N L	63	94
(NCAA, Second Round, Orlando)			
12/10/94	A L	74	81
12/5/95	H W	78	77

At New Orleans: 10-5

At Tallahassee: 2-12

Neutral Sites: 0-6

GEORGE MASON (0-1)

Date	H/A/N	TU	Opp
12/22/08	A L	52	60

At New Orleans: 10-5

At Tallahassee: 2-12

Neutral Sites: 0-6

FORDHAM (1-0)

Date	H/A/N	TU	Opp
11/17/99	H W	80	69
(Preseason NIT)			

At New Orleans: 10-5

At Tallahassee: 2-12

Neutral Sites: 0-6

GEORGIA (14-15)

Date	H/A/N	TU	Opp
1/16/07	A L	21	39
1/15/09	A L	36	60

1/13/26	A W	41	27
1/11/28	H L	32	42
1/12/28	H L	18	29
12/27/32	H L	20	28
12/28/32	H L	39	41
2/24/33	N W	46	22
(SEC Tournament, Atlanta, Ga.)			
12/20/35	H L	26	34
12/21/35	H W	34	26
3/3/38	N W	47	36
(SEC Tournament, Baton Rouge, La.)			
3/4/49	N W	92	62
(SEC Tournament, Louisville, Ky.)			
1/15/51	A L	70	72
1/19/52	H W	82	49
1/26/53	A W	66	64
1/11/54	H W	93	78
1/10/55	A L	65	67 2OT
1/5/56	H W	72	56
1/7/57	A W	72	54
1/6/58	H W	67	59
1/5/59	A L	63	70
1/2/60	H W	76	74
1/7/61	A L	68	79 OT
1/6/62	H W	76	46
1/5/63	A L	69	77
1/6/64	H L	83	87
1/4/65	H L	83	86 OT
1/15/66	A L	69	81
12/21/07	N W	70	69
(Rainbow Classic, Honolulu, Hawaii)			
At New Orleans: 7-7			
At Athens: 3-8			
Neutral Sites: 4-0			

GEORGIA STATE (7-0)

Date	H/A/N	TU	Opp
2/3/73	H W	94	63
12/8/73	H W	81	63
2/22/75	H W	77	68
2/28/76	H W	95	63
12/20/82	H W	78	53
12/19/83	A W	77	52
12/28/95	H W	62	55
At New Orleans: 6-0			
At Atlanta: 1-0			

GEORGIA TECH (32-35)

Date	H/A/N	TU	Opp
1/16/09	A W	29	15
1/4/26	H W	33	18
1/11/26	A L	18	31
2/11/27	H L	37	38
2/28/30	A L	27	30
(SEC Tournament, Atlanta, Ga.)			
2/5/38	H W	37	22
3/4/38	N L	29	44
(SEC Tournament, Baton Rouge, La.)			
1/21/39	H L	31	32 OT
2/3/40	H W	37	25
1/25/41	A W	37	20
2/7/42	H L	43	52
2/6/43	A L	36	60
3/2/44	N W	66	55
(SEC Tournament, Louisville, Ky.)			
1/29/45	H L	38	47
1/12/46	H W	58	45
2/4/46	A L	52	59
1/11/47	A L	51	58
1/31/47	H W	47	45
1/9/48	H W	54	29
2/9/48	A W	59	55
3/6/48	N L	40	50
(SEC Tournament, Louisville, Ky.)			
1/7/49	H W	73	52
1/29/49	A W	56	49
1/7/50	H W	64	62
1/28/50	A L	55	59

3/2/51	N L	61	63 OT
(SEC Tournament, Louisville, Ky.)			
1/5/52	A W	73	58
2/23/53	H W	70	55
2/15/54	A W	59	57
2/14/55	H W	64	48
2/11/56	A L	79	77
2/9/57	H W	73	67
2/8/58	A L	53	69
2/7/59	H L	67	77
2/6/60	A L	55	74
2/13/61	H L	79	81
2/12/62	A L	74	77 OT
2/8/63	H W	77	69 OT
2/8/64	A L	68	92
2/17/66	A L	85	99
1/7/67	A W	99	91
2/18/67	H W	74	71
1/6/68	A L	81	100
3/2/68	H W	88	77
2/15/69	A L	79	90
3/1/69	H W	80	77
1/10/70	A L	72	78
2/23/70	H L	76	86
1/9/71	H L	67	77
3/1/71	A L	74	102
1/20/72	A L	78	94
2/28/72	H W	78	74
12/22/72	A W	69	68
3/2/73	H L	83	87
1/19/74	H W	96	90
2/20/74	A W	71	70
2/24/75	A L	69	74
1/17/76	H W	59	58
3/4/76	N L	68	74
(Metro Conference Tourn., Louisville, Ky.)			
12/22/76	H W	64	57
1/29/77	A L	62	89
1/16/78	H L	70	75
2/11/78	A L	56	63
12/27/90	H L	83	95
(USF&G Sugar Bowl Tourn.-Superdome)			
12/23/01	A W	79	68
1/2/03	H W	80	66
At New Orleans: 21-11			
At Atlanta: 10-20			
Neutral Sites: 1-4			

SERIES NOTE

The first Tulane game to go into overtime took place on Jan. 21, 1939 against Georgia Tech, a 32-31 Yellow Jacket win. Incidentally, Tulane's second overtime contest also took place against Georgia Tech - 12 years later at the SEC Tournament in Louisville.

GRAMBLING STATE (1-0)

Date	H/A/N	TU	Opp
12/29/08	H W	72	37

HARTFORD (1-0)

Date	H/A/N	TU	Opp
12/28/98	H W	86	63

HAWAII (0-1)



All-Time Series Results

2009-10 TULANE GREEN WAVE MEN'S BASKETBALL

HOFSTRA (2-1)

Date	H/A/N	TU	Opp
12/2/89	H L	80	81 OT
1/20/91	A W	70	68
12/27/92	H W	64	55

HOLY CROSS (1-0)

Date	H/A/N	TU	Opp
12/30/48	H W	81	79

(Sugar Bowl-Municipal Auditorium)

HOUSTON (11-12)

Date	H/A/N	TU	Opp
12/11/46	H W	63	49
12/11/70	A L	60	91

(Bluebonnet Tournament)

2/23/97	A W	81	77
1/18/98	H W	71	59
1/29/98	A L	62	70
1/23/99	H W	89	84
2/13/99	A L	72	76
1/8/00	A L	74	75
1/29/00	H W	78	75
3/9/00	N W	76	69

(C-USA Championship, Memphis, Tenn.)

2/21/01	H L	76	81
3/3/01	A L	67	80
1/8/02	H L	66	69
2/19/02	A L	81	85 OT
2/4/03	A W	65	58
2/26/03	H W	56	52
3/12/03	N W	74	52

(C-USA Championship, Louisville, Ky.)

2/11/04	H W	77	63
1/26/05	A W	63	61
1/25/06	H L	57	82
2/21/07	A L	70	78
2/9/08	H L	56	66
2/14/09	A L	64	83

At New Orleans: 6-4
At Houston: 3-8
Neutral Sites: 2-0

HOWARD (2-0)

Date	H/A/N	TU	Opp
12/9/48	H W	87	32
12/29/99	H W	76	63

HUSTON-TILLOTSON (2-0)

Date	H/A/N	TU	Opp
11/28/06	H W	80	54
12/5/07	H W	75	43

IDAHO STATE (0-2)

Date	H/A/N	TU	Opp
12/29/56	N L	61	79

(All-College Tournament, Oklahoma City)

12/27/57	N L	74	70
----------	-----	----	----

(All-College Tournament, Oklahoma City)

ILLINOIS (1-4)

Date	H/A/N	TU	Opp
12/19/68	A L	71	105
12/10/71	H L	68	79
12/3/73	A L	78	99
1/23/75	H W	81	69
12/2/78	H L	60	65

At New Orleans: 1-2
At Champaign: 0-2

ILLINOIS STATE (1-0)

Date	H/A/N	TU	Opp
3/20/96	H W	83	72

(NIT Quarterfinals)

INDIANA (1-2)

Date	H/A/N	TU	Opp
12/14/81	A L	59	77
11/20/92	A L	92	102

(Preseason NIT)

11/23/94	N W	86	68
----------	-----	----	----

(Maui Invitational)

INDIANA STATE (3-1)

Date	H/A/N	TU	Opp
12/14/70	H W	109	96
1/31/72	A W	82	80
11/25/06	A L	47	59
12/17/07	H W	80	68

JACKSON STATE (1-1)

Date	H/A/N	TU	Opp
12/23/92	H L	84	92
12/23/02	H W	94	70

KANSAS (1-3)

Date	H/A/N	TU	Opp
12/26/46	N L	53	65

(All-College Tournament, Oklahoma City)

12/11/52	A L	50	63
12/10/54	H W	69	65
12/28/83	H L	64	67

(Sugar Bowl Tournament-Superdome)

KANSAS STATE (2-1)

Date	H/A/N	TU	Opp
1/11/75	H W	71	57
1/10/76	A L	69	81
3/18/93	N W	55	53

(NCAA, First Round, Orlando)

KENTUCKY (5-41)

Date	H/A/N	TU	Opp
2/25/21	N L	28	50

(SIAA Tournament, Atlanta, Ga.)

2/12/25	A L	22	29
2/4/29	H W	34	22
3/1/29	N L	15	29

(Southern Conf. Tourn., Atlanta, Ga.)

2/26/32	N L	30	50
---------	-----	----	----

(Southern Conf. Tourn., Atlanta, Ga.)

12/20/32	A L	17	53
12/21/32	A L	11	42
12/21/33	H L	22	32
12/22/33	H L	29	42
12/21/34	H L	9	38
12/22/34	H L	12	52
1/18/35	A L	26	63
1/19/35	A L	12	55
1/17/36	A L	24	49
1/18/36	A L	21	39
2/3/37	H W	35	28
2/4/37	H L	25	28
3/3/38	N W	38	36

(Baton Rouge, La.)

2/28/41	N L	30	59
---------	-----	----	----

(SEC Tournament, Louisville, Ky.)

2/25/43	N L	31	48
---------	-----	----	----

(SEC Tournament, Louisville, Ky.)

3/3/44	N L	46	62
--------	-----	----	----

(SEC Tournament, Louisville, Ky.)

11/30/46	A L	35	64
3/1/47	N L	38	55

(SEC Tournament, Louisville, Ky.)

12/22/48	N L	47	51
----------	-----	----	----

(Louisville, Ky.)

12/29/48	H L	47	78
----------	-----	----	----

(Sugar Bowl-Municipal Auditorium)

3/5/49	N L	52	68
--------	-----	----	----

(SEC Tournament, Louisville, Ky.)

1/29/51	H L	68	104
2/4/52	A L	54	103
2/29/52	N L	61	65

(SEC Tournament, Louisville, Ky.)

1/16/54	A L	43	94
1/15/55	H L	44	58
1/12/56	A L	63	85
1/14/57	H W	68	60
1/13/58	A L	50	86
1/12/59	H L	68	85
1/11/60	A L	42	68
1/14/61	H W	72	70
3/5/62	A L	72	97
1/12/63	H L	72	81
1/11/64	A L	63	105
1/11/65	H L	72	102
3/7/66	A L	74	103
12/18/82	A L	61	80

(Kentucky Invitational)

3/18/95	N L	60	82
---------	-----	----	----

(NCAA Second Round, Memphis)

1/2/02	N L	67	101
--------	-----	----	-----

(Louisville, Ky.)

12/10/02	H L	60	76
----------	-----	----	----

At New Orleans: 4-12
At Lexington: 0-17
Neutral Sites: 1-12

LAFAYETTE (1-0)

Date	H/A/N	TU	Opp
12/28/96	H W	92	73

LAMAR (3-0)

Date	H/A/N	TU	Opp
12/12/98	H W	78	72
12/11/99	A W	51	45
1/3/01	H W	81	71

LEHIGH (1-0)

Date	H/A/N	TU	Opp
12/29/93	H W	111	59

LONG BEACH STATE (0-2)

Date	H/A/N	TU	Opp
12/7/97	N L	55	57

(PowerBar Invitational)

11/26/00	N L	74	79
----------	-----	----	----

(Big Island Classic, Hilo, Hawaii)

LOUISIANA COLLEGE (19-5)

Date	H/A/N	TU	Opp
1/31/13	H W	21	16
2/1/13	H L	18	20
1/8/16	H W	32	19
1/9/16	H W	27	10
1/11/22	H W	32	19
1/12/22	H W	33	16
2/16/24	H W	40	27
1/31/25	H W	39	28
12/19/29	A W	27	26
12/19/30	A L	30	35
2/18/41	H W	62	46
12/5/53	H W	87	47
12/4/54	H W	91	53
12/5/55	H W	94	61
12/10/56	H W	88	48
12/9/57	H W	74	63
12/4/58	H W	88	72
12/3/59	H W	90	72
12/5/60	H W	83	64
12/2/61	H W	87	67
12/3/62	H L	76	85
12/1/64	H L	74	86
12/1/66	H W	106	96
2/6/68	A L	76	83

At New Orleans: 18-3
At Pineville: 1-2

UL-LAFAYETTE (20-2)

Date	H/A/N	TU	Opp
------	-------	----	-----

1/30/14	H W	63	8
1/31/14	H W	55	10
1/21/23	H W	41	16
1/22/24	H W	42	13
12/18/29	A W	31	24
12/20/30	A L	20	29
1/9/31	H W	36	35
1/10/31	H W	30	23
12/15/33	H W	38	34
12/16/33	H W	32	23
12/16/35	H W	44	28
12/17/35	H L	28	41
1/16/37	H W	37	31
1/21/38	H W	37	30
1/8/46	A W	55	43
1/24/47	A W	46	45
2/10/47	H W	55	41
12/8/47	H W	46	37
12/14/48	H W	84	49
12/5/49	H W	84	56
12/8/58	H W	75	69
2/23/85	H W	63	54

At New Orleans: 17-1
At Lafayette: 3-1

UL-MONROE (0-1)

Date	H/A/N	TU	Opp
12/28/74	A L	73	95

(Pacemaker Classic)

SERIES NOTE

LSU is Tulane's most common opponent through the years. The state rivals have met 208 times on the hardwood. The next most common opponent for the Wave is Mississippi State, with 91 games between the two.

LOUISIANA STATE (84-124)

Date	H/A/N	TU	Opp
1/26/11	A L	7	45
1/27/11	A L	15	26
2/17/11	H L	25	27
2/18/11	H W	15	13
2/14/13	H W	15	13
2/15/13	H W	26	20
2/28/13	A W	16	15
3/1/13	A L	11	12
2/13/14	H W	24	14
2/14/14	H W	10	7
2/27/14	A W	25	12
2/28/14	A W	13	6
2/19/15	A L	17	28
2/20/15	H L	19	39
2/4/16	A W	26	19
2/5/16	A W	22	18
2/18/16	H W	26	14
2/19/16	H L	16	19
2/9/17	H L	20	37
2/10/17	H L	18	27
2/23/17	A L	27	46
2/24/17	A L	21	26
2/6/20	H L	18	35
2/7/20	H L	10	19
2/27/20	A L	12	37
2/28/20	A L	12	47
2/4/21	A L	30	42
2/5/21	A L	24	52
3/4/21	H W	31	29
3/5/21	H L	20	27
1/30/22	H L	15	18
1/31/22	H L	18	26
2/20/22	A W	39	23
2/21/22	A L	19	34
2/9/23	A W	33	

All-Time Series Records



2009-10 TULANE GREEN WAVE MEN'S BASKETBALL

2/17/23	H	W	34	11
2/8/24	A	W	41	21
2/9/24	A	W	38	29
2/22/24	H	W	38	13
2/23/24	H	W	30	26
2/6/25	H	W	42	15
2/7/25	H	W	43	15
2/20/25	A	W	35	24
2/21/25	A	W	27	23
2/5/26	A	L	23	30
2/6/26	A	W	24	23
2/19/26	H	W	32	29
2/20/26	H	W	22	13
2/4/27	H	W	27	20
2/5/27	H	W	26	9
2/18/27	A	W	25	20
2/19/27	A	W	23	20
2/3/28	A	L	13	47
2/4/28	A	L	18	41
2/17/28	H	L	20	36
2/18/28	H	L	25	39
2/15/29	H	W	40	37
2/16/29	H	L	21	28
2/22/29	A	L	35	37
2/23/29	A	W	33	32
2/14/30	A	L	30	35
2/15/30	A	L	15	24
2/21/30	H	W	27	25
2/22/30	H	W	30	27
2/13/31	H	W	38	23
2/14/31	H	L	31	39
2/20/31	A	L	30	49
2/21/31	A	L	27	48
2/12/32	A	L	25	37
2/13/32	A	L	22	34
2/19/32	H	L	26	29
2/20/32	H	W	33	29
2/10/33	H	W	44	31
2/11/33	H	L	28	46
2/17/33	A	L	38	50
2/18/33	A	L	37	51
1/19/34	A	L	25	29
1/20/34	A	L	26	48
2/16/34	H	L	22	43
2/17/34	H	L	21	36
2/8/35	H	L	16	34
2/9/35	H	L	24	35
2/22/35	A	L	20	65
2/23/35	A	L	23	64
2/7/36	A	L	27	52
2/8/36	A	L	26	49
2/21/36	H	L	30	50
2/22/36	H	L	22	46
2/5/37	A	L	31	42
2/6/37	A	L	42	46
2/19/37	H	L	31	37
2/20/37	H	W	52	32
2/17/38	H	L	42	44
2/18/38	H	L	27	31
2/25/38	A	L	31	42
2/26/38	A	W	41	39
2/17/39	A	L	33	36
2/18/39	A	W	36	33
2/23/39	H	W	36	30
2/24/39	H	L	31	41
2/15/40	H	L	31	34
2/16/40	H	L	29	35
2/22/40	A	L	39	42
2/23/40	A	L	39	40
2/29/40	N	L	44	57
(SEC Tournament, Knoxville, Tenn.)				
2/14/41	A	W	55	44
2/15/41	A	W	39	35
2/20/41	H	L	44	59
2/21/41	H	L	37	40
2/12/42	A	L	46	51
2/13/42	A	L	49	50

2/19/42	H	L	44	48
2/20/42	H	L	22	31
2/11/43	H	L	57	91
2/12/43	H	L	57	59
2/19/43	A	L	34	35
2/20/43	A	L	40	46
2/9/44	A	W	43	42
2/10/44	A	W	38	37
2/16/44	H	W	41	39
2/17/44	H	W	66	44
2/1/45	H	W	45	43
2/2/45	H	W	44	32
2/9/45	A	L	44	50
2/10/45	A	L	55	61
2/21/46	A	L	45	54
2/23/46	H	L	36	52
2/28/46	N	L	29	74
(SEC Tournament, Louisville, Ky.)				
12/30/46	H	L	51	54
(Sugar Bowl-Municipal Auditorium)				
1/17/47	H	W	40	38
2/21/47	A	L	40	55
2/28/47	N	W	63	50
(SEC Tournament, Louisville, Ky.)				
1/13/48	A	W	54	42
2/20/48	H	W	50	41
1/14/49	H	W	71	51
2/25/49	A	W	72	45
3/5/49	N	W	72	63
(SEC Tournament, Louisville, Ky.)				
1/13/50	A	W	75	70
2/24/50	H	W	77	71
2/10/51	H	W	69	54
2/23/51	A	L	46	51
1/26/52	H	W	71	66
2/9/52	A	L	66	78
2/7/53	A	L	31	58
3/6/53	H	L	52	53
2/6/54	A	L	47	66
3/6/54	H	L	52	63
2/5/55	A	W	81	57
3/4/55	H	W	82	53
1/30/56	A	L	66	87
3/2/56	H	W	81	68
1/18/57	A	W	66	64
3/1/57	H	W	59	51
1/17/58	H	L	63	69
2/28/58	A	L	63	67
1/16/59	A	W	69	59
2/28/59	H	W	71	65
2/25/60	H	W	72	58
3/2/60	A	W	64	54
1/28/61	A	L	66	86
3/2/61	H	W	68	65
2/22/62	A	L	57	70
3/9/62	H	W	84	69
2/12/63	A	W	59	57
3/1/63	H	W	77	65
1/15/64	A	L	74	83
2/28/64	H	W	80	68
1/13/65	A	L	67	79
2/27/65	H	L	74	77
2/2/66	A	W	82	68
3/5/66	H	W	86	78
12/14/66	A	L	83	93
1/12/67	H	W	99	89
1/11/68	H	L	91	100
2/21/68	A	L	92	99
12/14/68	A	W	101	99
2/10/69	H	W	110	94
12/13/69	H	L	91	97
2/9/70	A	L	114	127
12/16/70	A	L	79	94
2/3/71	H	W	93	86
1/17/72	A	L	58	76
2/12/72	H	L	71	75
2/8/73	H	L	83	92

ZOT

2/14/73	A	L	63	73
12/19/73	H	L	60	67
12/27/73	A	L	44	76
12/4/74	A	L	78	80
12/18/74	H	L	82	84
12/3/75	H	L	65	79
11/26/76	A	L	85	94
12/7/77	A	L	88	120
12/18/77	H	L	74	83
12/4/78	A	L	85	109
12/9/78	H	L	88	98
12/5/79	H	L	79	80
12/22/79	A	L	85	95
12/6/80	A	L	81	119
12/20/80	H	L	72	86
3/12/82	A	W	83	72
(NIT, First Round)				
12/28/02	H	L	62	74
(Sugar Bowl Classic, New Orleans Arena)				
12/23/03	A	L	48	67
11/19/04	A	L	58	83
(Louisiana Classic, Baton Rouge, La.)				
1/3/06	A	L	58	75
11/2/06	H	L	67	74
1/2/08	H	W	68	63
At New Orleans: 49-53				
At Baton Rouge: 33-69				
Neutral Sites: 2-2				
LOUISIANA TECH (2-1)				
Date	H/A/N	TU	Opp	
1/11/37	H	W	44	24
12/27/74	N	W	88	40
(Pacemaker Classic, Monroe, La.)				
11/21/04	N	L	66	69
(Louisiana Classic, Baton Rouge, La.)				
LOUISVILLE (6-36)				
Date	H/A/N	TU	Opp	
1/8/77	H	L	81	90
1/26/78	H	L	82	105
2/7/78	A	L	86	115
3/2/78	N	L	64	93
(Metro Tournament, Cincinnati, Ohio)				
2/8/79	H	L	66	77
2/24/79	A	L	71	95
1/19/80	H	L	59	76
1/31/80	A	L	60	64
1/5/81	H	L	53	73
2/4/81	A	L	58	85
12/4/81	N	L	54	55
(Wendy's Classic, Bowling Green, Ky.)				
2/3/82	A	L	56	61
1/17/83	H	L	55	63
2/9/83	A	L	56	73
3/13/83	N	L	51	56
(Metro Tournament, Cincinnati, Ohio)				
2/1/84	A	L	56	62
2/29/84	H	L	60	61
1/9/85	A	L	51	52
2/26/85	H	W	68	56
1/18/90	H	L	96	109
2/27/90	A	L	85	99
3/8/90	N	L	66	79
(Metro Tournament, Biloxi, Miss.)				
1/14/91	H	L	73	79
2/26/91	A	L	72	95
1/4/92	A	W	87	83
2/27/92	H	L	72	87
2/11/93	H	W	62	60
2/27/93	A	L	67	94
1/20/94	H	L	76	83
2/12/94	A	L	73	77
1/21/95	H	W	76	73
2/4/95	A	L	56	71
3/11/95	A	L	80	81
(Metro Tournament)				

OT

OT

2/8/96	A	W	68	65
3/7/96	N	L	79	98
(C-USA Tournament, Memphis, Tenn.)				
3/1/97	H	W	83	71
2/7/98	A	L	62	81
2/18/99	H	L	75	80
1/3/00	A	L	70	81
1/10/01	H	L	84	87
3/13/03	A	L	66	82
(C-USA Tournament, Louisville, Ky.)				
1/29/05	H	L	69	105
At New Orleans: 4-14				
At Louisville: 2-17				
Neutral Sites: 0-5				
LOYOLA, ILLINOIS (1-0)				
Date	H/A/N	TU	Opp	
12/19/47	H	W	67	52
LOYOLA, NEW ORLEANS (8-1)				
Date	H/A/N	TU	Opp	
1/25/72	H	W	73	69
2/19/72	A	L	73	89
12/9/00	H	W	86	58
11/16/01	H	W	87	47
11/25/02	H	W	74	58
11/30/03	H	W	77	57
12/3/04	H	W	73	50
2/7/06	H	W	87	41
11/21/06	H	W	66	53
MAINE (2-0)				
Date	H/A/N	TU	Opp	
11/28/02	H	W	84	65
(University Hoops Classic)				
11/29/08	N	W	66	56
(USA Basketball Classic, Mobile, Ala.)				
MARQUETTE (3-16)				
Date	H/A/N	TU	Opp	
2/26/69	A	L	73	85
3/5/70	H	L	67	79
2/27/71	A	L	76	90
3/1/72	H	L	60	73
2/10/73	A	L	59	88
3/10/75	H	L	65	73
2/16/76	A	L	63	75
2/28/77	H	L	44	63
2/4/96	H	W	75	74
2/1/97	A	W	54	53
2/1/98	H	L	40	66
1/28/99	A	L	59	65
3/4/00	H	W	73	68
1/27/01	A	L	57	82
3/7/01	N	L	67	72
(C-USA Tournament, Louisville, Ky.)				
1/29/02	H	L	66	68
1/14/03	H	L	73	85
2/21/04	A	L	69	81
1/8/05	H	L	68	82
At New Orleans: 2-8				
At Milwaukee: 1-7				
At Neutral: 0-1				
MARSHALL (5-4)				
Date	H/A/N	TU	Opp	
2/4/06	H	W	61	36
3/8/06	N	W	64	58
(Conference USA Tourney, Memphis, Tenn.)				
1/20/07	H	L	73	79
2/17/07	A	W	73	65
2/16/08	A	L	54	68
3/5/08	H	L	68	70
3/12/08	N	W	48	47
(Conference USA Tourney, Memphis, Tenn.)				
2/7/09	A	L	86	89
2/21/09	H	W	57	51



All-Time Series Results

2009-10 TULANE GREEN WAVE MEN'S BASKETBALL

At New Orleans: 2-2
 At Huntington: 1-2
 Neutral Sites: 2-0

MARYLAND (0-1)

Date	H/A/N	TU	Opp
11/19/99	A	L	70 78

(Preseason NIT, Landover, Md.)

MCNEESE STATE (1-0)

Date	H/A/N	TU	Opp
11/15/08	H	W	68 62

MEMPHIS (9-40)

Date	H/A/N	TU	Opp
1/10/77	A	L	64 78
3/3/77	A	L	80 94

(Metro Conference Tournament)

1/28/78	H	L	78 86
2/4/78	A	L	91 101
1/20/79	H	L	81 87
2/3/79	A	L	82 89
2/12/80	A	L	79 82
2/23/80	H	W	86 74
1/9/81	H	L	55 67
1/19/81	A	L	79 91
1/21/82	H	W	58 54
2/25/82	A	L	62 64
2/5/83	A	W	58 56
2/12/83	H	W	49 47
1/7/84	H	L	65 67
1/23/84	A	L	50 57
1/14/85	A	L	52 56
2/20/85	H	L	49 60
1/11/90	H	W	81 80
2/8/90	A	L	74 85
1/12/91	A	L	64 66
2/7/91	H	W	85 69
3/7/91	N	L	77 84

(Metro Tournament, Roanoke, Va.)

3/4/92	H	L	67 68
12/9/92	A	W	86 85
3/2/96	A	L	75 86
2/16/97	H	L	56 62
12/27/97	A	L	59 64
2/18/98	H	L	77 83
1/14/99	A	L	68 83
2/24/99	H	W	85 79
2/9/00	H	W	64 63
3/1/00	A	L	49 77
1/24/01	H	L	69 91
2/10/01	A	L	64 91
1/12/02	H	L	70 78
2/4/02	A	L	72 78
1/7/03	A	L	73 85
2/13/03	H	L	57 58
1/20/04	H	L	71 85
2/12/05	A	L	71 103
2/18/06	H	L	65 105
3/9/06	A	L	56 75

(Conference USA Tourney, Memphis, Tenn.)

2/10/07	A	L	51 95
3/9/07	A	L	49 71

(Conference USA Tourney, Memphis, Tenn.)

2/20/08	H	L	71 97
3/13/08	A	L	56 75

(Conference USA Tourney, Memphis, Tenn.)

3/7/09	A	L	47 74
3/12/09	A	L	41 51

(Conference USA Tourney, Memphis, Tenn.)

At New Orleans: 7-13
 At Memphis: 2-24
 Neutral Sites: 0-1

MERCER (4-2)

Date	H/A/N	TU	Opp
1/18/79	H	L	67 68

2/20/80	A	L	79 96
1/13/81	H	W	67 57
12/21/91	H	W	82 56
1/4/93	A	W	70 52
12/6/93	H	W	85 52

At New Orleans: 3-1

At Macon: 1-1

MIAMI, FLORIDA (4-4)

Date	H/A/N	TU	Opp
1/22/47	A	W	60 39
12/29/55	A	L	75 86

(Orange Bowl Tournament)

12/29/58	A	L	72 94
2/3/68	H	W	99 88
1/16/69	A	W	90 79
1/29/70	H	W	105 90
1/16/71	A	L	71 74
3/3/90	A	L	60 93

At New Orleans: 2-0

At Coral Gables: 2-4

MIAMI, OHIO (1-2)

Date	H/A/N	TU	Opp
12/28/67	N	L	52 87

(Motor City Classic, Detroit, Mich.)

12/18/69	H	W	59 57
1/28/71	A	L	66 91

MICHIGAN (0-5)

Date	H/A/N	TU	Opp
12/21/39	N	L	22 63

(White Plains, N.Y.)

12/2/63	A	L	47 73
12/29/79	H	L	71 72

(Sugar Bowl Tournament-Superdome)

12/1/93	A	L	69 84
11/21/94	N	L	73 75

(Maui Invitational, Lahaina, Hawaii)

MICHIGAN STATE (1-2)

Date	H/A/N	TU	Opp
12/20/65	A	L	61 80
12/21/66	H	L	66 76
12/29/83	H	W	81 58

(Sugar Bowl Tournament-Superdome)

MINNESOTA (1-0)

Date	H/A/N	TU	Opp
3/18/96	A	W	84 65

(NIT-Second Round)

MISSISSIPPI (56-34)

Date	H/A/N	TU	Opp
2/18/21	H	W	34 22
2/19/21	H	W	35 23
2/6/22	A	L	17 37
2/7/22	A	L	21 41
1/18/24	H	W	28 23
1/19/24	H	W	35 19
1/16/25	A	L	31 35
1/17/25	A	W	30 15
3/2/25	N	W	44 23

(Southern Conf. Tourn., Atlanta, Ga.)

1/18/26	H	L	35 46
1/17/27	H	L	22 28
1/18/27	H	L	23 26
1/16/28	H	L	31 49
1/17/28	H	L	29 43
1/14/29	H	W	42 30
1/15/29	H	W	40 33
1/31/30	H	W	27 17
2/1/30	H	W	33 27
1/30/31	A	L	40 50
1/31/31	A	W	42 40
2/1/32	H	L	43 52

2/2/32	H	W	41 29
2/6/33	A	L	27 35
2/7/33	A	W	37 32
2/9/34	H	W	30 16
2/10/34	H	W	31 23
2/1/35	H	L	30 43
2/2/35	H	W	41 23
2/3/36	H	L	30 41
2/4/36	H	L	16 41
1/18/37	A	L	26 33
1/19/37	A	L	35 43
2/7/38	H	L	34 45
2/8/38	H	L	34 35
2/16/39	A	L	23 33
2/17/39	A	W	40 35
2/12/40	H	W	36 34
2/13/40	H	L	30 37
1/17/41	A	W	48 23
1/18/41	A	W	32 27
1/19/42	H	W	27 21
1/20/42	H	W	36 30
1/11/43	A	W	48 38
1/18/43	H	L	34 37
1/18/46	A	W	67 50
12/5/46	A	W	69 41
2/1/47	H	W	50 43
1/23/48	A	W	52 46
2/24/48	H	W	73 46
2/5/49	A	W	70 44
2/11/49	H	W	74 34
12/17/49	H	W	70 58
2/6/50	A	W	68 66
12/15/50	A	W	72 62
2/19/51	H	W	64 50
12/14/51	A	L	66 81
2/16/52	H	L	70 74
1/10/53	A	W	83 77
2/21/53	H	W	84 68
1/30/54	H	W	84 77
2/27/54	A	W	66 57
1/29/55	A	W	83 82
2/26/55	H	L	80 86
2/4/56	H	W	93 82
2/25/56	A	W	83 81
2/1/57	A	W	66 65
2/22/57	H	W	102 74
2/1/58	H	W	77 67
2/22/58	A	L	68 83
1/31/59	A	W	78 66
2/21/59	H	W	81 65
1/30/60	H	L	64 66
2/20/60	A	W	59 43
2/4/61	A	W	90 67
2/25/61	H	W	87 71
2/3/62	H	W	107 77
2/24/62	A	L	76 83
2/2/63	A	L	84 92
2/23/63	H	W	95 93
1/31/64	H	L	74 86
2/21/64	A	L	62 63
1/30/65	A	L	60 62
2/20/65	H	W	87 71
2/14/66	H	W	83 70
2/23/66	A	L	70 91
12/21/74	A	L	73 93
12/20/75	H	W	91 88
12/8/76	H	W	64 59
12/3/77	A	L	77 79
12/17/94	N	W	71 62

At New Orleans: 33-17

At Oxford: 21-17

Neutral Sites: 2-0

MISSISSIPPI STATE (39-54)

Date	H/A/N	TU	Opp
2/8/09	A	W	19 16
2/7/11	A	W	29 18

2/8/11	A	W	35 21
2/20/14	A	L	14 40
2/21/14	A	L	14 34
1/20/16	H	W	25 12
1/21/16	H	W	28 19
2/15/20	A	L	14 31
2/8/22	A	L	36 49
2/9/22	A	L	21 41
1/17/23	H	W	45 34
1/18/23	H	L	27 30
3/1/24	N	L	30 38

(Southern Conf. Tourn., Atlanta, Ga.)

1/15/25	A	L	27 29
2/2/25	H	W	36 16
1/18/26	H	L	24 32
2/13/26	A	W	31 27
1/21/27	H	L	18 32
1/22/27	H	L	16 23
1/6/28	A	L	34 52
1/7/28	A	L	18 32
1/18/29	H	W	30 25
1/19/29	H	W	27 18
1/17/30	N	L	20 22

(Jackson, Miss.)

1/18/30	N	W	22 19
---------	---	---	-------

(Jackson, Miss.)

1/15/32	H	L	18 21
1/16/32	H	L	26 31
1/20/33	H	W	31 29
1/21/33	H	L	29 40
2/5/34	H	W	33 24
2/6/34	H	L	17 24
2/15/35	H	L	31 53
2/16/35	H	L	40 41
2/14/36	A	L	32 45
2/15/36	A	L	31 45
2/12/37	H	L	29 36
2/13/37	H	W	41 29
2/11/38	A	L	36 41
2/12/38	A	W	36 34
2/10/40	A	L	38 54
2/10/41	H	L	35 42
1/12/42	A	L	25 28
1/23/42	H	L	31 32
1/12/43	A	L	29 37
1/20/43	H	W	58 43
1/16/45	A	W	42 35
2/9/46	H	W	58 54
12/6/46	A	W	44 32
2/13/47	H	W	57 52
1/24/48	A	W	55 38
2/14/48	H	W	70 47
1/8/49	H	W	69 47
2/4/49	A	W	64 50
2/4/50	A	L	53 55
2/18/50	H	W	73 53
3/2/50	N	L	47 56

(SEC Tournament, Louisville, Ky.)

12/16/50	A	W	74 52
1/5/51	H	W	71 64
12/13/51	A	L	60 68
1/12/52	H	W	71 58
1/12/53	A	L	61 67
2/28/53	H	W	69 52
2/1/54	H	W	79 56
3/1/54	A	W	59 53
1/31/55	A	W	69 60
2/26/55	H	W	78 59
2/6/56	H	W	110 72
2/27/56	A	W	83 78
2/2/57	A	L	72 85
2/23/57	H	W	81 79
2/3/58	H	L	63 71
2/24/58	A	L	62 74
2/2/59	A	L	46 55
2/23/59	H	L	51 65
2/1/60	H	W	51 47

All-Time Series Records

2009-10 TULANE GREEN WAVE MEN'S BASKETBALL



2/22/60	A	L	66	70
2/6/61	A	L	59	73
2/27/61	H	L	57	62
2/5/62	H	L	59	70
2/26/62	A	L	62	83
2/4/63	A	L	73	91
2/25/63	H	L	67	78
2/1/64	H	L	77	81
2/22/64	A	L	71	78
2/1/65	A	W	73	70
2/22/65	H	L	72	91
1/8/66	H	W	81	71
2/7/66	A	L	63	65
12/28/82	H	L	47	51
(Sugar Bowl Tournament-Superdome)				
12/18/93	N	L	78	82
(Biloxi, Miss.)				
1/17/01	A	L	66	83
12/29/01	H	L	66	77
(Sugar Bowl Classic, N.O. Arena)				
12/27/03	H	L	50	72
(Sugar Bowl Classic, N.O. Arena)				
At New Orleans: 24-23				
At Starkville: 14-27				
Neutral Sites: 1-4				

MISSOURI (0-2)

Date	H/A/N	TU	Opp
2/2/68	H	L	81 98
12/18/68	A	L	73 79

MORRIS BROWN (1-0)

Date	H/A/N	TU	Opp
1/4/03	H	W	88 30

MOUNT ST. MARY'S (1-0)

Date	H/A/N	TU	Opp
12/30/95	H	W	100 75

NEBRASKA (0-2)

Date	H/A/N	TU	Opp	
3/17/83	A	L	65 72	
(NIT First Round)				
3/26/96	N	L	78 90	
(NIT-Semifinals, New York)				

UNLV (1-2)

Date	H/A/N	TU	Opp	
3/15/82	A	W	56 51	
(NIT Second Round)				
12/21/96	A	L	76 83	
1/4/98	H	L	61 77	

NEW HAMPSHIRE (0-1)

Date	H/A/N	TU	Opp	
12/5/81	N	L	48 50	
(Wendy's Classic, Bowling Green, Ky.)				

NEW MEXICO (0-3)

Date	H/A/N	TU	Opp	
12/19/38	A	L	42 61	
12/20/38	A	L	45 63	
12/28/65	A	L	56 78	
(New Mexico Tournament)				

NEW MEXICO STATE (0-1)

Date	H/A/N	TU	Opp	
12/21/73	A	L	63 76	
(Roadrunner Tournament)				

NEW ORLEANS (22-22)

Date	H/A/N	TU	Opp
1/20/73	A	L	93 101 OT
2/22/73	H	W	80 66
1/21/74	H	L	79 81
2/18/74	A	L	74 78

1/18/75	H	W	76	61
2/15/75	N	W	83	81 OT
(Municipal Auditorium)				
1/3/76	A	L	97	102
2/23/76	N1	W	82	81
2/5/77	N1	W	82	75
2/23/77	N1	L	72	73
1/18/78	N1	L	62	75
1/15/79	N1	W	55	54
1/22/79	N1	L	72	80
1/5/80	H	W	69	62
2/9/80	A	W	76	75
1/17/81	H	W	77	70
2/22/81	A	L	69	82
1/23/82	H	L	49	50
2/6/82	A	W	59	53
1/29/83	N1	L	71	75 4OT
1/21/84	H	W	67	61
2/18/84	A	W	41	39
2/9/85	A	W	52	49 OT
1/15/90	A	L	59	75
2/4/90	H	L	62	71
1/28/91	H	W	84	83 2OT
1/13/92	A	W	83	61
1/10/95	N1	W	75	71
(Sugar Bowl Classic)				
1/16/96	N1	W	86	77
(Nokia Sugar Bowl Classic)				
11/24/96	N1	L	55	78
(Nokia Sugar Bowl Classic)				
12/22/97	N1	L	61	66
(Nokia Sugar Bowl Classic)				
1/16/99	N1	W	55	53
(Nokia Sugar Bowl Classic)				
1/24/00	H	W	53	46
(New Orleans Arena)				
12/21/00	A	L	63	78
12/5/01	H	W	74	63
12/5/02	A	L	67	80
12/3/03	H	L	66	69
11/30/04	A	L	54	55
11/22/05	N	W	77	66
(College Station, Texas)				
12/31/05	N	L	49	50
(Westwego, La.)				
11/14/06	H	W	78	64
1/1/07	A	L	77	84
11/24/07	H	L	67	74
12/3/08	A	L	39	49
At Tulane: 9-5				
At UNO: 5-10				
Neutral Sites: 8-7				
N1: Superdome (6-6)				

SERIES NOTE

UNO and Tulane will play for the 16th straight year this season. The overall series is tied at 22-22.

NEW YORK (3-2)

Date	H/A/N	TU	Opp	
12/2/47	A	L	37 41	
12/27/55	N	W	80 72	
(Orange Bowl Tournament, Miami, Fla.)				
12/30/58	N	L	47 77	
(Orange Bowl Tournament, Miami, Fla.)				
2/4/67	H	W	96 87	
2/15/68	A	W	71 60	

NICHOLLS STATE (17-0)

Date	H/A/N	TU	Opp
12/10/81	H	W	82 67
12/9/82	H	W	104 48
12/6/83	H	W	62 39
12/5/84	A	W	55 54
1/22/90	H	W	82 69
11/26/90	H	W	93 70

11/25/91	A	W	72	64
12/3/92	H	W	96	54
12/9/95	H	W	82	62
1/8/97	H	W	90	62
11/19/97	H	W	67	66
11/24/98	H	W	77	72
11/24/99	H	W	86	61
11/17/00	H	W	85	73
12/31/03	H	W	61	56
11/16/07	H	W	73	51
11/22/08	H	W	72	70
At New Orleans: 15-0				
At Thibodeaux: 2-0				

NORTH CAROLINA (1-13)

Date	H/A/N	TU	Opp	
3/3/25	N	L	28 36	
(Southern Conference Tourn., Atlanta)				
12/29/27	H	L	21 23	
12/30/27	H	W	20 19	
12/31/27	H	L	8 38	
12/16/63	H	L	81 109	
12/10/64	A	L	74 111	
12/9/66	A	L	69 92	
12/20/69	H	L	87 96	
1/2/71	N	L	79 101	
(Charlotte, N.C.)				
2/14/76	H	L	106 113 4OT	
2/12/77	N	L	94 106	
(Greensboro, N.C.)				
12/23/77	H	L	103 108	
11/30/82	A	L	68 70 3OT	
12/1/95	N	L	71 89	
(Diet Pepsi Tournament, Charlotte)				
At New Orleans: 1-6				
At Chapel Hill: 0-3				
Neutral Sites: 0-4				

NORTH CAROLINA A&T (3-0)

Date	H/A/N	TU	Opp
12/30/97	H	W	70 61
12/21/04	H	W	73 54
12/18/08	H	W	81 55

UNC-WILMINGTON (1-0)

Date	H/A/N	TU	Opp
12/30/94	H	W	75 65

NORTH CAROLINA STATE (2-7)

Date	H/A/N	TU	Opp	
2/28/25	N	W	41 24	
(Southern Conference Tourn., Atlanta)				
12/20/46	N	L	44 54	
(Indianapolis, Ind.)				
12/28/50	A	L	75 89	
(Dixie Classic)				
12/18/63	H	L	88 104	
12/10/66	A	L	58 85	
1/5/79	A	L	58 104	
2/21/99	A	L	60 74	
12/29/99	H	W	73 62	
3/17/00	A	L	60 64	
(NIT, First Round)				
At New Orleans: 1-1				
At Raleigh: 0-5				
Neutral Sites: 1-1				

NORTHEASTERN (0-2)

Date	H/A/N	TU	Opp
1/20/90	H	L	65 74
1/21/91	A	L	73 79

NORTHWESTERN (3-4)

Date	H/A/N	TU	Opp
12/21/50	H	W	67 49
12/19/53	H	W	70 68
12/18/54	A	L	63 77

12/18/65	A	L	48	61
12/19/66	H	L	116	121
12/5/89	A	L	78	108
12/4/91	H	W	88	79
At New Orleans: 3-1				
At Evanston: 0-3				

NORTHWESTERN STATE (4-3)

Date	H/A/N	TU	Opp
2/27/17	A	W	35 13
12/20/29	A	W	36 29
12/18/30	A	L	18 42
12/1/70	H	L	77 88
12/12/92	H	W	91 81
12/9/03	H	W	83 66
12/6/04	A	L	72 85

NOTRE DAME (0-3)

Date	H/A/N	TU	Opp	
2/16/70	A	L	80 115	
1/15/72	H	L	78 87	
1/10/80	N	L	59 79	
(Shreveport, La.)				

OHIO (0-1)

Date	H/A/N	TU	Opp	
12/30/76	N	L	67 93	
(All-College Tournament, Oklahoma City)				

OHIO STATE (2-4)

Date	H/A/N	TU	Opp	
12/19/55	H	L	66 72	
12/22/56	A	W	75 71	
12/22/69	H	L	74 87	
12/28/75	H	W	80 65	
(Sugar Bowl Tournament-Superdome)				
12/14/83	H	L	57 80	
12/15/84	A	L	71 76	
At New Orleans: 1-3				
At Columbus: 1-1				

OKLAHOMA (1-1)

Date	H/A/N	TU	Opp	
12/30/47	H	W	49 32	
(Sugar Bowl - Municipal Auditorium)				
11/25/00	N	L	69 83	
(Big Island Classic, Hilo, Hawaii)				

OKLAHOMA STATE (1-2)

Date	H/A/N	TU	Opp	
12/27/84	N	W	70 63	
(Pittsburgh Holiday Classic)				
3/22/92	N	L	71 87	
(NCAA Second Round, Atlanta)				
3/13/97	A	L	72 79	
(NIT First Round)				

OLD DOMINION (1-2)

Date	H/A/N	TU	Opp	
12/29/70	A	L	76 91	
(Old Dominion Classic)				
12/20/77	H	L	99 116	
12/5/94	H	W	85 80 OT	

ORAL ROBERTS (0-1)

Date	H/A/N	TU	Opp	
12/12/80	N	L	90 96	
(Oil Capital Classic, Tulsa, Okla.)				

OREGON STATE (1-0)

Date	H/A/N	TU	Opp	
12/29/53	N	W	74 70	
(Dixie Classic, Raleigh, N.C.)				

PACIFIC (0-1)

Date	H/A/N	TU	Opp
12/18/54	A	L	72 85



All-Time Series Results

2009-10 TULANE GREEN WAVE MEN'S BASKETBALL

12/30/68 N L 81 91
(All-College Tournament, Oklahoma City)

PENNSYLVANIA (1-3)

Date	H/A/N	TU	Opp
12/12/64	A L	57	88
1/15/77	A L	64	87
12/6/78	H L	59	76
1/6/92	H W	88	74

PENN STATE (1-0)

Date	H/A/N	TU	Opp
12/22/78	N W	54	50

(Dayton Invitational, Dayton, Ohio)

PITTSBURGH (1-4)

Date	H/A/N	TU	Opp
12/28/35	H L	25	48
12/29/35	H L	13	48
1/27/68	A L	73	75
2/1/69	H W	110	89
12/28/84	A L	54	69

(Pittsburgh Holiday Classic)

PORTLAND STATE (1-0)

Date	H/A/N	TU	Opp
11/26/96	H W	92	64

PRAIRIE VIEW A&M (9-1)

Date	H/A/N	TU	Opp
11/27/91	H W	120	64
12/30/92	H W	107	74
12/4/93	H W	102	48
12/3/94	H W	122	58
11/24/95	H W	113	72
12/4/96	H W	91	62
12/7/97	H L	64	69
11/19/98	H W	85	39
11/21/99	H W	88	59
11/27/04	H W	84	63

PRINCETON (1-1)

Date	H/A/N	TU	Opp
12/10/93	N W	56	51

(Otis Spunkmeyer Classic, Oakland)

Date	H/A/N	TU	Opp
12/27/04	N L	51	59

(Sun Bowl Classic, El Paso, Texas)

PURDUE (0-3)

Date	H/A/N	TU	Opp
1/30/67	A L	84	99
12/16/67	H L	92	107
12/21/70	A L	73	94

RHODE ISLAND (2-1)

Date	H/A/N	TU	Opp
12/29/50	N W	81	62

(Dixie Classic, Raleigh, N.C.)

Date	H/A/N	TU	Opp
1/3/70	H W	80	78
1/15/98	A L	61	85

(C-USA/A-10 Challenge, Providence, R.I.)

RICE (21-21)

Date	H/A/N	TU	Opp
2/25/16	H L	25	27
2/26/16	H L	13	29
12/10/38	A L	18	40
12/28/46	N W	60	57

(All-College Tournament, Oklahoma City)

Date	H/A/N	TU	Opp
12/3/48	A W	65	54
12/9/49	H W	62	58
12/9/50	A L	66	70
12/8/51	H W	67	64
12/18/52	A L	56	62
12/14/53	H L	49	56
12/13/54	H W	68	63
12/10/55	A L	53	83

12/15/58	H L	51	60
12/14/59	A L	79	93
12/12/60	H W	84	83 OT
12/11/61	A L	65	69
12/10/62	H W	82	78
12/9/63	A L	62	90
12/11/67	A L	81	88
12/9/68	H W	108	88
1/12/70	H L	80	83
1/11/71	A L	66	85
12/1/75	H W	96	63
12/1/76	A L	61	85
12/10/79	H W	56	53
12/2/80	A W	78	62
12/1/81	H W	69	60
12/2/82	A L	30	32
11/29/83	H W	69	56
12/8/84	A L	55	58
11/27/89	A L	64	91
11/23/90	H W	76	74
11/22/02	A L	58	72
12/6/03	H W	73	67
1/14/06	H L	57	60
1/18/06	A W	70	53
1/10/07	A L	70	75 OT
1/27/07	H W	75	55
1/19/08	H W	61	56
2/2/08	A W	84	77

(Merrell Center, Katy, Texas)

1/10/09	H W	65	54
1/28/09	A W	61	59

At New Orleans: 15-6
At Houston: 5-15
Neutral Sites: 1-0

RICHMOND (3-1)

Date	H/A/N	TU	Opp
2/10/75	A L	79	80
2/4/76	H W	84	79
12/27/05	H W	64	41
12/28/06	A W	75	63

ROBERT MORRIS (1-0)

Date	H/A/N	TU	Opp
12/5/78	H W	111	76

RUTGERS (1-0)

Date	H/A/N	TU	Opp
12/17/82	N W	55	54

(Kentucky Invitational, Lexington, Ky.)

SACRAMENTO STATE (2-0)

Date	H/A/N	TU	Opp
1/15/94	H W	97	48
1/26/95	H W	85	73

ST. EDWARD'S (0-1)

Date	H/A/N	TU	Opp
12/19/05	N L	83	91

(College Station, Texas)

ST. JOHN'S, NEW YORK (1-0)

Date	H/A/N	TU	Opp
3/20/92	N W	61	57

(NCAA First Round, Atlanta, Ga.)

Date	H/A/N	TU	Opp
12/22/07	N W	79	71

(Rainbow Classic, Honolulu, Hawaii)

SAINT LOUIS (10-14)

Date	H/A/N	TU	Opp
12/11/76	A W	91	86 OT
2/18/78	A L	79	83
2/25/78	H W	85	75
2/10/79	H L	69	71
2/17/79	A L	65	79
1/14/80	A L	63	89
2/16/80	H L	60	69

2/2/81	A W	83	71
2/27/81	H W	75	69
1/17/82	A W	56	52
2/13/82	H W	81	57
2/14/96	A W	77	51
1/22/97	H W	59	45
1/7/98	H L	59	60
3/4/98	N L	53	71

(C-USA Tournament, Cincinnati, Ohio)

1/9/99	A L	60	78
2/19/00	H W	62	58
3/10/00	N L	46	64

(C-USA Tournament, Memphis, Tenn.)

2/28/01	A L	66	76
3/2/02	H L	59	67
3/6/02	N W	50	47

(C-USA Tournament, Cincinnati, Ohio)

3/1/03	A L	74	76 ot
2/28/04	H L	65	76
1/5/05	A L	41	57

At New Orleans: 5-5

At St. Louis: 4-7

Neutral Sites: 1-2

SAINT MARY'S (0-1)

Date	H/A/N	TU	Opp
12/20/07	N L	57	64

(Rainbow Classic, Honolulu, Hawaii)

ST. PETER'S (0-1)

Date	H/A/N	TU	Opp
12/26/69	N L	75	90

(Queen City Tournament, Buffalo, N.Y.)

SAMFORD (6-2)

Date	H/A/N	TU	Opp
12/3/66	H L	102	104 OT
2/5/73	H W	75	70
2/7/74	A W	77	69
12/7/74	H W	94	67
2/9/76	A W	94	77
12/4/76	H W	83	76
11/22/91	H W	75	48
12/1/98	H L	73	76

At New Orleans: 4-2

At Birmingham: 2-0

SAN FRANCISCO (0-1)

Date	H/A/N	TU	Opp
12/28/51	N L	57	65

(All-College Tournament, Oklahoma City)

SAVANNAH STATE (4-0)

Date	H/A/N	TU	Opp
12/20/02	H W	103	47
1/24/04	H W	77	61
12/18/04	H W	74	55
1/7/06	H W	78	60

SEATTLE (0-1)

Date	H/A/N	TU	Opp
12/27/56	N L	76	94

(All-College Tournament, Oklahoma City)

SETON HALL (0-4)

Date	H/A/N	TU	Opp
12/20/39	A L	25	53
12/19/41	A L	31	54
12/30/53	N L	68	77

(Dixie Classic, Raleigh, N.C.)

Date	H/A/N	TU	Opp
12/11/05	A L	64	83

SEWANEE/U. OF THE SOUTH (8-2)

Date	H/A/N	TU	Opp
1/6/27	H W	21	20
1/7/27	H W	20	16
12/31/30	H L	25	27

1/1/31	H L	39	49
1/18/32	H W	29	28
1/19/32	H W	37	20
1/8/34	H W	35	18
1/9/34	H W	45	22
12/1/72	H W	104	71
1/13/82	H W	106	57

SIENA (0-1)

Date	H/A/N	TU	Opp
3/22/94	A L	79	89

(NIT Second Round)

SOUTH ALABAMA (1-2)

Date	H/A/N	TU	Opp
1/27/73	H L	71	83
1/26/74	A L	71	104
2/16/74	H W	78	72

SOUTH CAROLINA (5-5)

Date	H/A/N	TU	Opp
2/29/24	N W	60	23

(Southern Conference Tour., Atlanta)

1/30/84	A W	68	53
2/25/84	H W	75	61
1/26/85	H W	77	71
2/1/85	A L	65	73
1/6/90	A L	63	70
2/1/90	H L	61	66
1/31/91	A L	80	88
2/14/91	H W	88	63
12/2/95	N L	75	80

(Diet Pepsi Tournament, Charlotte)

At New Orleans: 3-1
At Columbia: 1-3
Neutral Sites: 1-1

SOUTH DAKOTA (2-0)

Date	H/A/N	TU	Opp
12/7/70	H W	100	77
11/29/75	H W	87	81

USF (15-12)

Date	H/A/N	TU	Opp
2/6/92	A W	78	70 OT
2/24/92	H L	76	81
1/23/93	A W	71	53
3/6/93	H W	91	75
1/8/94	A L	64	71
2/24/94	H W	72	60
2/16/95	H W	78	61
2/23/95	A L	64	97
3/10/95	N W	73	64

(Metro Tournament, Louisville, Ky.)

1/11/96	H W	68	63
2/18/96	A W	70	62
1/18/97	A W	76	62
2/26/97	H W	63	61
1/24/98	A L	63	82
2/28/98	H L	74	76
2/6/99	H L	62	83
2/27/99	A W	81	76 2OT
1/19/00	H W	75	71
2/16/00	A L	54	65
1/13/01	A L	70	85
2/3/01	H W	82	72 OT
1/23/02	H L	54	68
2/9/02	A L	65	76
2/18/03	H W	68	65
3/5/03	A L	60	72
2/7/04	H W	70	65
2/5/05	A L	66	86

At New Orleans: 9-4

At Tampa: 5-8

Neutral Sites: 1-0

All-Time Series Records



2009-10 TULANE GREEN WAVE MEN'S BASKETBALL

SOUTHEAST MISSOURI ST. (1-0)

Date	H/A/N	TU	Opp
12/1/02	H W	81	60

(University Hoops Classic, New Orleans)

SOUTHEASTERN LOUISIANA (7-2)

Date	H/A/N	TU	Opp
11/30/49	H W	74	53
2/1/61	H L	83	87
2/23/83	H W	55	52
1/18/84	A W	49	44
12/11/84	H W	73	62
1/17/91	A W	87	71
2/7/94	H W	104	67
11/29/97	H W	104	73
12/20/03	H L	63	66

At New Orleans: 5-2

At Hammond: 2-0

SOUTHERN-BATON ROUGE (3-0)

Date	H/A/N	TU	Opp
12/10/91	H W	97	94
12/30/00	H W	82	75
11/25/03	H W	78	72

SOUTHERN-NEW ORLEANS (2-0)

Date	H/A/N	TU	Opp
2/1/75	H W	96	69
1/31/76	N W	107	72

(Superdome)

SOUTHERN CALIFORNIA (0-3)

Date	H/A/N	TU	Opp
12/13/37	H L	21	43
12/14/37	H L	27	49
12/16/38	A L	24	41

SOUTHERN ILLINOIS (1-0)

Date	H/A/N	TU	Opp
11/29/80	N W	92	78

(Mid-South Classic, Memphis, Tenn.)

SOUTHERN METHODIST (10-11)

Date	H/A/N	TU	Opp
12/18/59	H L	61	86
12/17/60	A L	67	83
12/16/61	H W	75	70
12/15/62	A L	75	99
12/19/64	A L	58	80
12/11/65	H L	69	78
1/6/75	A W	84	80
11/29/76	H W	77	75
12/10/77	A L	71	78
11/29/78	H W	80	64
12/1/79	A L	68	78
12/30/89	A L	62	65
12/8/90	H W	70	62
12/7/91	A W	65	56
12/5/92	H W	103	92
12/31/99	H W	75	70
12/2/00	A L	58	87
2/1/06	H W	59	56
1/24/07	A L	53	55
1/23/08	H W	67	52
1/17/09	A L	51	60

At New Orleans: 8-2

At Dallas: 2-9

SOUTHERN MISSISSIPPI (40-28)

Date	H/A/N	TU	Opp
1/3/48	N W	68	54
1/22/72	H W	90	68
1/13/73	H W	105	100
12/6/73	A W	95	78
1/12/74	H L	83	88

1/13/75	H W	85	70
1/30/75	A W	100	86
1/12/76	H W	111	86
1/29/76	A L	59	67
1/19/77	H W	80	78
2/19/77	A L	85	96
12/15/77	A W	72	66
2/14/78	H W	86	83
2/12/79	N W	75	74
(Biloxi, Miss.)			
2/22/79	H L	80	94
2/7/80	A L	72	101
2/25/80	H W	79	78
2/7/81	A L	61	71
3/2/81	H W	84	80
1/8/82	A W	60	58
2/17/82	H W	74	62
12/6/82	A L	48	50
1/15/83	H L	61	62
1/11/84	H W	53	38
3/3/84	A L	58	69
2/2/85	H W	64	63
3/2/85	A W	71	67
2/14/90	A L	71	80
3/1/90	H L	88	92
1/17/91	A L	57	64
3/22/91	H W	82	65
1/30/92	H W	98	86
3/7/92	A W	80	70
1/16/93	A W	84	71
1/30/93	H W	65	52
2/19/94	H W	84	79
3/5/94	A W	83	82
3/11/94	N L	60	79

(Metro Tournament, Biloxi, Miss.)

1/28/95	A L	55	79
3/4/95	H W	89	75
1/25/96	A W	76	61
2/1/96	H L	61	62
1/11/97	H W	79	63
1/27/97	A W	64	50
2/5/98	H L	86	89
2/21/98	A L	60	88
1/2/99	H L	49	56
2/11/99	A W	68	61
1/15/00	A W	54	53
2/5/00	H L	71	72
2/7/01	H W	80	69
2/24/01	A L	63	78
1/15/02	A W	70	61
2/2/02	H W	66	61
2/22/03	A L	72	76
3/8/03	H W	74	61
1/31/04	H L	58	64
3/3/04	A L	60	70
1/22/05	A L	60	61
2/9/05	H W	75	72
1/11/06	A L	55	67
3/1/06	H W	50	47
2/3/07	A W	79	64
2/24/07	H W	77	72
1/12/08	A L	54	71
2/23/08	H L	59	70
1/14/09	H L	54	61
2/24/09	A W	73-59	

At New Orleans: 23-11

At Hattiesburg: 15-16

Neutral Sites: 2-1

SERIES NOTE

Tulane has faced Southern Miss more times than any other Conference USA opponent. TU and USM will meet for the 69th and 70th time this season in their annual home and home series. The two schools have been playing each other since 1948, and both teams have been affiliated together in both the Metro Conference and currently in C-USA.

STANFORD (2-1)

Date	H/A/N	TU	Opp
12/23/54	H W	67	62
12/19/57	H W	56	53
12/26/64	A L	65	93

STETSON (8-1)

Date	H/A/N	TU	Opp
1/1/59	A W	66	62
12/5/59	H W	97	64
1/9/67	H W	99	76
2/26/68	A W	80	66
2/15/71	H W	97	85
1/25/73	A W	76	63
1/14/74	H W	64	58
3/3/75	A L	74	99
11/28/98	H W	80	60

At New Orleans: 5-0

At DeLand: 3-1

SYRACUSE (0-1)

Date	H/A/N	TU	Opp
12/1/07	A L	60	73

TEMPLE (2-2)

Date	H/A/N	TU	Opp
1/25/92	H W	99	75
2/22/93	A L	57	79
1/20/96	H W	67	59
12/9/96	A L	49	67

TENNESSEE (16-12)

Date	H/A/N	TU	Opp
2/1/24	H W	41	24
2/2/24	H W	42	21
2/14/25	A W	32	18
12/30/32	H W	31	23
12/31/32	H W	34	33
1/11/35	A L	18	38
1/12/35	A L	27	39
2/27/47	N W	47	41

(SEC Tournament, Louisville, Ky.)

1/30/50	A W	68	55
1/13/51	H W	71	60
1/7/52	A W	71	65
1/29/53	H W	68	63
1/18/54	A W	63	61
1/13/55	A L	58	71
1/14/56	A L	68	81
1/12/57	H W	77	71
1/11/58	A L	65	87
1/10/59	H W	64	45
1/9/60	A W	61	56
1/13/61	H W	84	59
3/3/62	A W	83	81
1/11/63	H L	70	77
1/10/64	A L	55	82
1/9/65	H L	63	80
3/8/65	A L	62	102
1/3/66	A L	46	64
2/12/66	H L	70	90
12/29/75	H L	73	97

(Sugar Bowl Tournament-Superdome)

At New Orleans: 9-5

At Knoxville: 6-7

Neutral Sites: 1-0

TENNESSEE STATE (1-0)

Date	H/A/N	TU	Opp
12/22/93	H W	70	67

TENNESSEE TECH (1-0)

Date	H/A/N	TU	Opp
12/8/89	H W	93	91

TEXAS (6-10)

Date	H/A/N	TU	Opp
2/9/11	H W	27	19
12/4/48	H W	56	39
12/18/51	H W	78	64
12/15/56	H L	65	68
12/14/57	A L	64	75
12/13/58	H W	61	51
12/12/59	A L	71	94
12/10/60	H W	63	49
12/9/61	A L	65	90
12/8/62	H L	72	81
12/7/63	A L	63	95
12/11/68	H W	108	95
12/8/69	A L	71	72
1/6/71	H L	70	74
1/17/73	A L	68	85
11/18/08	A L	51	76

At New Orleans: 6-3

At Austin: 0-7

TEXAS A&M (7-7)

Date	H/A/N	TU	Opp
2/9/16	A L	13	30
2/10/16	A L	10	34
1/20/17	H W	42	26
1/28/21	H L	18	27
1/29/21	H W	29	26
12/18/48	H W	51	28
12/11/54	H W	82	53
12/12/55	A L	66	85
12/28/62	N L	53	67

(Arkansas State Tourn., Jonesboro, Ark.)

12/12/71 N W 89 69

(Bluebonnet Tournament, Houston)

11/22/94 N W 76 74

(Maui Invitational)

12/9/98 A L 63 69

12/8/99 H W 64 60 OT

11/26/05 A L 57 83

At New Orleans: 5-1

At College Station: 0-5

Neutral Sites: 2-1

TEXAS-ARLINGTON (3-0)

Date	H/A/N	TU	Opp
12/7/94	H W	80	70
11/22/96	H W	86	67
11/14/97	H W	78	68

TCU (7-8)

Date	H/A/N	TU	Opp
12/6/61	H W	89	78
12/29/65	N W	82	80
(New Mexico Tourn., Albuquerque, N.M.)			
1/24/77	H W	100	82
11/24/89	H L	63	83
12/5/90	A L	79	81
1/19/02	A W	87	82
2/26/02	H L	87	106
1/22/03	A L	84	93
2/15/03	H W	84	78
1/10/04	A L	65	70
2/14/04	H W	67	66
1/12/05	A L	62	73
2/25/05	H L	63	77
12/7/05	N W	56	52

(College Station, Texas)

12/9/06 A L 51 53

At New Orleans: 4-3

At Fort Worth: 1-5

Neutral Sites: 2-0

TEXAS-EL PASO (2-3)

Date	H/A/N	TU	Opp
12/20/63	N L	59	76



All-Time Series Results

2009-10 TULANE GREEN WAVE MEN'S BASKETBALL

(Arkansas State Tourn., Jonesboro, Ark.)

Date	H/A/N	TU	Opp
1/18/06	A	L	47 75
2/7/07	H	W	92 67
2/6/08	A	L	64 66
2/28/09	H	W	86 77

TEXAS-PAN AMERICAN (2-0)

Date	H/A/N	TU	Opp
12/22/89	H	W	85 77
12/22/90	A	W	90 74

TEXAS-SAN ANTONIO (2-0)

Date	H/A/N	TU	Opp
1/2/82	A	W	71 64
2/17/83	H	W	90 62

TEXAS TECH (2-3)

Date	H/A/N	TU	Opp
12/28/56	N	L	60 88
(All-College Tournament, Oklahoma City)			
12/16/68	H	W	114 91
12/6/69	A	L	80 82
1/18/92	A	L	98 101
1/13/93	H	W	70 54

TOLEDO (0-1)

Date	H/A/N	TU	Opp
11/30/63	A	L	60 96

TULSA (4-4)

Date	H/A/N	TU	Opp
12/13/80	A	L	85 102
(Oil Capital Classic)			
12/31/96	H	W	88 74
11/17/97	A	L	80 86 2OT
3/4/06	A	L	59 63
1/30/07	H	L	78 79
3/8/07	N	W	58 56
1/16/08	A	W	67 65 OT
1/21/09	H	W	76 75 OT

UTAH STATE (1-2)

Date	H/A/N	TU	Opp
2/8/71	H	L	81 103
1/6/73	H	W	91 80
2/9/74	A	L	86 105

VALPARAISO (3-5)

Date	H/A/N	TU	Opp
12/18/46	H	W	74 59
3/3/69	H	W	107 90
1/30/71	A	L	65 66
2/19/73	H	L	88 105
1/7/74	A	L	63 68
3/1/75	H	W	79 75
2/14/77	A	L	76 79 OT
12/2/05	N	L	72 79

(Hawkeye Challenge, Iowa City, Iowa)

At New Orleans: 3-1

At Valparaiso: 0-3

Neutral Sites: 0-1



VANDERBILT (11-23)

Date	H/A/N	TU	Opp
2/9/21	A	L	13 32
2/13/25	A	W	32 15
1/23/26	H	W	19 18
1/13/33	A	L	21 35
1/14/33	A	L	22 39
2/28/33	N	L	25 28
(SEC Tournament, Atlanta, Ga.)			
1/12/34	H	W	19 15
1/13/34	H	L	21 23
1/17/35	A	L	34 50
1/16/36	A	L	31 44
1/2/48	N	W	64 56
(Memphis, Tenn.)			
1/16/48	H	W	63 44
3/5/48	N	W	67 53
(SEC Tournament, Louisville, Ky.)			
2/21/49	A	L	54 56
2/17/51	H	W	90 55
2/11/52	A	L	63 84
1/3/53	H	W	76 53
2/13/54	A	W	71 63
2/12/55	H	W	62 58
2/13/56	A	L	67 74
2/11/57	H	L	58 71
2/10/58	A	L	65 80
2/9/59	H	L	62 64
2/8/60	A	L	68 68 OT
2/11/61	H	L	60 63
2/10/62	A	L	65 77
2/9/63	H	L	69 80
2/7/64	A	L	64 96
2/6/65	H	L	67 85
3/6/65	A	L	62 85
1/4/66	A	L	69 91
2/28/66	H	L	72 97
12/10/01	H	W	87 77
(New Orleans Arena)			
12/7/02	A	L	46 66
At New Orleans: 7-7			
At Nashville: 2-15			
Neutral Sites: 2-1			

VILLANOVA (1-2)

Date	H/A/N	TU	Opp
12/22/39	A	L	27 63
12/30/49	H	W	58 55
(Sugar Bowl - Municipal Auditorium)			
12/1/96	N	L	70 85
(Puerto Rico Shootout, San Juan, P.R.)			

Cliff Wells is the all-time leader in victories at Tulane by almost 100 victories with a career mark of 259-171 from 1945 to 1963. His 18-year tenure with the Green Wave included 15 years of .500 or better basketball. During the 1948-49 season, he guided the Wave to a 24-4 record and the No. 9 ranking in the nation.

After retiring from coaching in 1963, Wells became the executive director of the Naismith Memorial Hall of Fame (1963-1966).

He was inducted into the Naismith Memorial Hall of Fame as a contributor in 1971.

VIRGINIA (0-3)

Date	H/A/N	TU	Opp
3/1/26	H	L	25 29
1/27/77	H	L	74 70
2/22/78	A	L	70 91

VCU (11-1)

Date	H/A/N	TU	Opp
1/21/92	A	W	87 85 OT
2/8/92	H	W	97 80
3/14/92	N	W	87 69
(Metro Tournament, Louisville, Ky.)			
1/21/93	A	W	84 76
3/4/93	H	L	65 77 OT
1/13/94	H	W	78 64
2/26/94	A	W	90 75
2/8/95	H	W	79 64
2/25/95	A	W	74 59
11/30/99	A	W	85 44
11/20/00	H	W	84 80
11/27/01	A	W	76 72

At New Orleans: 4-1

At Richmond: 6-0

Neutral Sites: 1-0

VIRGINIA MILITARY INST. (1-1)

Date	H/A/N	TU	Opp
12/28/76	N	L	66 75
(All-College Tournament, Oklahoma City)			
12/31/04	H	W	82 74

VIRGINIA TECH (15-18)

Date	H/A/N	TU	Opp
12/19/57	H	W	65 58
12/29/59	N	W	67 57
(Sugar Bowl Tourn.-Loyola Field House)			
3/4/68	H	W	88 78
2/24/69	A	L	76 79
2/13/71	H	L	85 102
2/14/72	A	L	55 76
12/28/79	N	L	58 71
(Sugar Bowl Tournament-Superdome)			
2/2/80	A	L	68 69
2/18/81	H	W	76 74
2/25/81	A	L	75 96
1/11/82	A	L	60 65
2/27/82	H	W	63 58
1/22/83	H	W	64 65
2/26/83	A	L	59 62
3/12/83	N	W	79 73
(Metro Tournament, Cincinnati, Ohio)			
1/16/84	H	L	52 56
2/4/84	A	W	63 61
3/8/84	N	L	47 49
(Metro Tournament, Memphis, Tenn.)			
1/22/85	H	L	58 56 OT
2/16/85	A	L	65 66
1/13/90	H	L	68 72
2/10/90	A	L	77 95
1/10/91	A	W	83 77
2/9/91	H	W	99 66
1/16/92	H	W	80 60
2/15/92	A	L	73 89
1/9/93	H	W	84 72
2/4/93	A	W	72 59
3/12/93	N	L	55 64
(Metro Tournament, Louisville, Ky.)			
1/6/94	A	L	58 68
2/3/94	H	W	69 61
1/5/95	H	W	78 72
2/18/95	A	L	66 70 OT
At New Orleans: 11-5			
At Blacksburg: 3-11			
Neutral Sites: 1-2			

WAGNER (1-0)

Date	H/A/N	TU	Opp
11/18/92	H	W	70 54
(Preseason NIT)			

WAKE FOREST (0-4)

Date	H/A/N	TU	Opp
12/28/53	N	L	65 72
(Dixie Classic, Raleigh, N.C.)			
12/28/72	N	L	66 95
(Palmetto Classic, Charleston, S.C.)			
12/1/90	H	L	79 81
2/3/92	A	L	66 69

WASHINGTON STATE (1-0)

Date	H/A/N	TU	Opp
12/22/55	H	W	91 52

WEST VIRGINIA (0-1)

Date	H/A/N	TU	Opp
12/29/60	N	L	70 98
(Sugar Bowl Tourn.-Loyola Field House)			

WESTERN KENTUCKY (0-4)

Date	H/A/N	TU	Opp
12/28/57	N	L	72 78
(All-College Tournament, Oklahoma City)			
12/30/59	N	L	67-71
(Sugar Bowl Tourn.-Loyola Field House)			
12/30/60	N	L	60 81
(Sugar Bowl Tourn.-Loyola Field House)			
12/6/08	H	L	67 82

WISCONSIN (3-1)

Date	H/A/N	TU	Opp
12/21/53	H	W	57 55 OT
12/20/54	A	W	69 66
12/19/70	A	L	77 96
12/4/71	H	W	72 70

WYOMING (2-1)

Date	H/A/N	TU	Opp
12/18/47	H	W	44 30
12/28/68	N	L	87 104
(All-College Tournament, Oklahoma City)			
11/26/82	N	W	52 38
(Mid-South Classic, Memphis, Tenn.)			

XAVIER, LOUISIANA (3-2)

Date	H/A/N	TU	Opp
2/1/73	A	L	77 79
1/30/74	A	L	53 61
2/13/74	H	W	97 76
2/8/75	H	W	83 63
2/2/76	N	W	99 85
(Superdome)			

XAVIER, OHIO (1-1)

Date	H/A/N	TU	Opp
12/30/70	N	L	66 82
(Old Dominion Classic, Norfolk, Va.)			
1/16/97	A	W	87 85
(Conference USA/Atlantic 10 Challenge)			

YALE (1-1)

Date	H/A/N	TU	Opp
12/23/63	H	L	85 97
1/3/67	H	W	118 106

All-Time Letterwinners

2009-10 TULANE GREEN WAVE MEN'S BASKETBALL



A

Aaron, Troy2004
 Adomitas, August 1949-50
 Abbott, Rowland "Gus" 1995
 Alcus, Sam1919
 Allen, Rayshard 1994-95-96-97
 Alspaugh, Dave 1970-71
 Altman, Philip C.1914-15-16
 Amick, Justin2001
 Andersen, Jon 2009-P
 Anderson, Louis 1958-59
 Andrews, Alvin L.1965-66-67
 Ardon, Jack1960-61-62
 Arthurs, John1967-68-69
 Athas, Alex1943-44-46-47-48
 Aughburns, Ernest 1984-85

B

Baldwin, C.S.1913
 Barnett, Herman1913
 Bastian, Ken1972
 Beard, Craig1981
 Beaulieu, Tony1973-74-75
 Beck, Ernest, Jr.1932-33-34
 Beene, Stephen1985
 Benfield, Ben 2002-03-04-05
 Benjamin, Robert1965
 Berger, Richie1961
 Bibbs, Arthur 1976-77
 Billingsley, Mike1970-71-72
 Billingsley, Ledaryl. 1998-99-2000-01
 Blanda, Louis1941-42-43
 Blitz, Barnett1934
 Blumberg, W.1927
 Blunt, Micah 1979-80-81-82
 Bobney, Albert A.1939-40-41
 Bobzien, John1974-75-76
 Bolyard, Bruce1972-73-74
 Bonner, Marcellus1976
 Booker, David 2009-P
 Bowman, Thomas1947-49-50
 Bradburn, M.P.1907-08-09-10-11
 Brandt, Charles III.1964
 Brechtel, Joseph1940
 Brechtel, Peter1938
 Brennan, Richard J. ... 1952-53-54-55
 Brockman, Thomas1938
 Brockman, Thomas H.1907
 Broussard, Thomas1938
 Brown, Brandon 2000-01-02-03
 Brown, George2001-02-03-04
 Brown, William T.1928
 Browne, Patrick W.1926-27-28
 Browne, Patrick W. Jr.1952-53-54
 Bruckner, Norman A.1936
 Bruner, James (mgr.)1954
 Brunner, Warren 1938-39
 Buckman, Richard1964

C

Cameron, Chris 1994-95-96-97
 Camper, Vincent 2004-05
 Cantwell, Francis X.1939
 Capps, Veri L.1945
 Carbon, Cyril1941

Carlin, James N.1951
 Carlson, Richard1967-68-69
 Carpenter, Steve1980
 Carrere, Ernest A. Jr.1935-36-37
 Cassagne, Alphonse C.1916
 Cassibry, Fred J.1939
 Castine, Kory2004-05-06-07
 Catha, Clyde1944
 Cervini, Harold P. 1952-53-54-55
 Chamberlain, L.C. 1927-28
 Chatelain, H.L. 1927-28
 Cheek, George1946
 Childs, Correy 1994-95-96-97
 Christian, Michael 1990-91
 Cies, Joseph O.1941
 Citrin, Jon 1997-98
 Clark, Augustus H.1935
 Clay, Burney Summer1916
 Cleveland, Murray F. 1932-33-34
 Cohen, Joseph1920
 Coleman, Robert1981
 Commagere, Adolph1910
 Conner, Jerome1990
 Cothem, Jim 1955-56
 Cotlar, Nathan 1936-37
 Cowles, Andrew G.1913
 Cox, Joseph1946-48-49
 Craighead, Ed1911
 Cuberstonk, John C.1941
 Cummings, Jeff 1976-77

D

Dabazies, Clem1917-18-19
 Dabazies, Oliver H. ... 1919-21-22-23
 Dabney, Whitney1984
 Danforth, Mike 1978-79
 Davidson, Edward 1924-25
 Davidson, Harold (mgr.)1945
 Davidson, H.C.1927-28
 Davidson, Robert1962-63-64
 Davies, Joseph J. Jr.1932-33-34
 Davis, Quincy 2003-04-05-06
 Davis, Ralph1982
 Davis, Sterling 1997-98-99-2000
 Dawson, Lowell1930
 DeFelice, Chris (mgr.)1997-98
 Delph, Gary1981-82-83-84
 Delph, Norm1963
 Delpit, Bob 1954-55
 Dennis, Frank M.1944
 Dews, Alvin B.1945
 Diaz, Miguel 1911-12
 Dominique, David 1984-85
 Dozier, Eric 1978-79-80-81
 Dressier, Mike1971-72-73
 Dreyfus, Leonard1908
 Dreyfus, Seymour1944
 Drezinski, D.1927-28-29
 Duffy, Robert J.1941-42-43
 Duke, Reggie1979-80-81
 Duncan, Donald 1945-46
 Dupuy, David C. (mgr.) 1936-38
 Dwyer, William D.1920

E

Eads, Clyde 1982-83-84-85
 Eley, Vershawn1993-94-95
 Eliker, Bob 1956-57
 Ellender, Bennie, Jr.1943
 Elliott, James1981
 Elzarde, James W. (mgr.)1923
 Erickson, Waldo A.1936
 Eshleman, Ben (mgr.)1930
 Eskanazi, Jack (mgr.) 1952-53
 Eskrigge, Tatum1929
 Evans, Mike1972
 Eytcheson, Ken1957

F

Falcon, Dwayne (mgr.)1985
 Farnsworth, George1971
 Felts, Nollie1931
 Ferguson, George1920
 Finley, Leonard M.1943
 Fisher, David 1964-65
 Fisher, George R.1963-64-65
 Fitzgerald, Dan2004
 Fitzgerald, William 1967-68-69
 Fletcher, Jack1977-78-79
 Fletcher, Marc1977-78-79
 Flournoy, Charles P.1924-25-26
 Ford, Herbert 1929-30
 Franklin, David "P.J." 1997-98
 Franz, Louis T. 1906-07-08-09
 Frazier, Darrell1985

G

Galloway, Trello2000
 Garcia, Andrew 2006-07
 Gary, Greg 1990-91-92
 Gates, Farley 1983-84
 Gaudin, Pierre 1975-76-77-78
 Gauthier, Danny 1983-84
 Gentling, Harold1918-19-20
 Getts, Larry 1962-63
 Gill, Walter J.1921
 Gilliam, Jesse1913
 Gillis, Ewing1908
 Gipe, J.M.1948
 Glas, C. Woodward 1913-14
 Glover, Harry 1930-31
 Gomez, David2005-06-07-08
 Goodman, Alan1966
 Gorman, Albert1937
 Gott, Dale 1962-63-64
 Grant, James (mgr.)1999
 Greene, Matt 1992-93
 Grosscup, Cal 1956-57
 Gunzel, Alfred1958
 Guy, Lloyd1931

H

Habig, Terry1967-68-69
 Hall, Thomas F. Jr.1933-34-35
 Hamilton, Marcus1985
 Hanley, Cornelius 1948-49
 Harmon, Eugene1937-38-39
 Harris, Craig 1978-79-80-81
 Harris, Keith 1996-97-98-99

Harris, Michael2001
 Hartman, Carlin 1991-92-93-94
 Harvey, Cornelius1931
 Haynes, Vernon C.1930-31-32
 Heiman, (first name unavailable).1924
 Heisser, Craig1990
 Henican, C. Ellis 1923-24-25-26
 Henry, Mike1969-70-71
 Hicks, Kenneth1964-65-66
 Hicks, Phil1974-75-76
 Hicks, Tom 1975-76
 Hobbs, Harry V.1952-53-54
 Hogan, Geoff2009
 Holbrook, Warren (mgr.)1931
 Holiday, Lewis W. (mgr.)1906
 Hollingsworth, Karl2002
 Holston, Joe 1979-80-81-82
 Holt, Donald, H.1951-52-53
 Holton, James (mgr.)1949
 Honeycutt, Jerald 1994-95-96-97
 Hoot, Richard 1946-47
 Hosted, Leon D.1945-46
 Houston, Keith 1976-77
 Hubbard, James D.1951
 Huff, Horace L. 1908-09-10-11
 Hullinger, Robert K.1950-51
 Hunter, Gary "G.J." 1990-91-92-93
 Hurd, Jim1979-80-81

I

Irving, Elden1985

J

Jackson, Antonio 1992-93-94-95
 Jacobs, William1946
 Jahncke, Walter G.1934
 James, Clarence 1978-79-80-81
 James, P.E.1929-30
 Jamison, Harold A.1947-48-49
 Jargstord, Bill1956-57-58
 Jenkins, Howard 1983-84
 Johnson, Jon 1984-85
 Johnson, Linton 1999-2000-01-02
 Jones, Bobby 1979-80
 Jones, W.1927
 Jordan, Morris 1997-98-99-2000
 Jordon, Robert S. (mgr.)1932
 Jumonville, Moreau J. 1938-39
 Just, Bret1990-92-93

K

Kardzionak, John1973
 Kays, Herbert1958
 Kendall, David1964
 Kern, Alan1963
 Kerwin, Jim1961-62-63
 Kinzer, Marcus 2002-03-04-05
 Kitchin, William1967
 Klinker, Victor1958-59-60
 Kloak, George 1978-79
 Kralovansky, Al1968
 Krider, Rex1960-61-62
 Kriebel, Robert C.1952-53-54
 Kritza, Ted 1998-99
 Krueger, Paul1938
 Kurtz, Michael O.1963



All-Time Letterwinners

2009-10 TULANE GREEN WAVE MEN'S BASKETBALL

Kwaitowski, Jim 1971-72

L

Lacour, O.J. 1964-65-66
 Lantrip, Bryan 1922-23
 Lautenschlaeger, Lester 1924
 Lechter, Albert (mgr.) 1948
 Lee, A.C. Jr. 1906-07
 Lefkovite, Arnold 1945
 Legendre, Armand 1917-18
 Legendre, John 1920-21-22
 Leman, Edwin D. 1908
 Lewis, Jeffrey B. (mgr.) 1963
 Lewis, Kim 1991-92-94-95
 Lewis, Patrick 1996
 Lindboe, Gar 1961
 Lockette, Robert P. Jr. 1935-36-37
 Louisme, Robinson .. 2005-07-08-09
 Loomis, Andrew (mgr.) .. 1999-00-01
 Lorch, Adam Jr. 1906
 Lorio, Gary 1977-78-79-80
 Lorio, Fernand 1944
 Losch, Ernie 1973
 Lyon, John W. 1945
 Lyons, Charlton 1914-15-16

M

MacDonald, Walter V. 1943
 Madar, Drew 1968
 Madison, Henry F. Jr. 1921-22
 Maihes, Roger 1913-14
 Mallory, Harold E. 1951
 Maloney, Paul H. 1920
 Mandich, Peter 1939-40
 Mangumm, Myrtus 1929-30-31
 March, Robert 1960-61-62
 Marsh, Waitari 1999-2000-02-04
 Marshall, William S. 1943
 Marston, Henry 1913-14
 Martin, Pratt 1921-22-23-24
 Martel, Michael 1999
 Mason, Ernest B. 1926
 Mason, Wade 1999-2000
 Maught, Adrian 1932
 Mayhane, Johnny 2008-09
 McCloskey, Hugh 1935-36-37
 McDonald, Frank 1931
 McGee, John L. 1939-40-41
 McGintry, L.V. Jr. 1963
 McGowan, Richard M. 1951
 McLane, William L. Jr. 1941-42-43
 McLaurin, Reggie 1980-81
 McLean, Terry 1975-76-77-78
 McQueen, Asim 2007-08-09
 McWilliams, W. Kent 1941-42-43
 Menville, John G. 1926
 Meyer, Herman 1931-32
 Miles, Marlo 1999-2000
 Miller, Elmo J. 1907
 Miller, Joel 1967-68-69
 Miller, Rickey 1971-72-73
 Mirsky, Marc 1974-75
 Mitchell, Ronald 1958-59-60
 Moenck, Daniel 1966-67-68
 Moenck, M.A. 1910-11-12
 Moeser, Daniel 1966-67-68

Monsted, Robert M. 1934-35
 Moore, Chris 2004-05-06-07
 Moore, Derrick 1996-97-98-99
 Moreau, Daryl 1980-81-82-83
 Morgan, Edward C. 1924-25-26
 Morris, Jeff 1972-73-74
 Morris, Khalid 1997
 Moss, W.F. 1927
 Mouton, Byron 1998-99
 Mucklin, Michael 1965-66-67
 Murphy, Tom 1955-56-57

N

Nagle, John A. 1920
 Nelson, Lawrence 1995-96-97-98
 Newberg, Mark (mgr.) .. 1999-00-01-02
 Neyland, Dietrich A. 1936-37-38-39
 Nice, (first name unavailable) .. 1913
 Nichols, Carter 1990-91-92-93
 Norwood, Albert M. 1936
 Nowakowski, Jim 1954-55
 Nyhan, Stanley L. 1940-41

O

Oakes, Forrest 1914
 O'Brien, Al 1959
 O'Brien, Dick 1959-60
 Odom, Troy 1924
 Oelschlaeger, Kurt 1938
 O'Kelley, Doug 1924
 Olsen, Roy O. 1944-45
 Osean, Dylan 1997-98-99-2000
 Owens, Chris 1998

P

Pare, Paul 1937-38-39
 Parker, Byron 2002-03
 Parks, Bernard 1990
 Passi, Joe 1990-91
 Patton, William 1906
 Payton, Melvin E. 1948-49-50-51
 Pearl, Wayne 1961-62
 Peck, Harold 1946-47-48
 Pedersen, Craig 1972
 Pedersen, Einar 1938
 Pedersen, Ralph 1950-51-52-53
 Perkins, Warren C. 1947-48-49
 Perry, Makebaq 1991-92-93-94
 Petroit, Roland 1939-40-41
 Peters, Malcolm S. 1941-42-43
 Phelps, Esmond 1906-07
 Pjevcevic, Ivan 2001-02-03-05
 Popp, Matt 1990-91-92-93
 Pratt, Edward E. 1907
 Prendergrast, Marty 1975-76
 Puckett, Daniel 2006-07-08-09
 Puckett, Hugh W. 1908
 Purtz, Richard 1975-76-77

R

Ramirez, Albert 1914
 Ramirez, Vasquez 1911
 Rasche, Pete 1990-92-93-94
 Ray, Stanley W. Jr. 1936
 Reed, Anthony 1990-91-92-93

Reese, Ned 1968-69-70
 Renfroe, Dave 1973-74
 Richard, Kris 2008-09
 Richeson, Lacy (mgr.) 1925
 Riddle, Dennis 1968-69-70
 Riffey, James R. 1947-48-49
 Risk, Bob 1957-58-59
 Risner, Virgil 1947-48-49
 Rivers, Cutie (mgr.) 1924
 Roberts, Floyd B. 1932-33-34
 Roberts, Greg 1968-69-70
 Roberts, Lloyd 1929-30-31
 Rochestie, Taylor 2005
 Rogers, Trent 2009
 Roy, R. Stanford 1923-24
 Russo, Courtney (mgr.) 1955-58

S

Saulny, Kevin 1983-84
 Savoy, Preston 1929
 Scharf, Shai 1982-83
 Schneideau, Cornelius 1931
 Schneideau, Hughes 1935-36-37
 Schopfer, Louis 1941
 Schulz, Frederic 1952-53
 Schweers, John A. 1965-66-67
 Scott, Kenny 1985
 Setzier, Fred P. 1926-27-28
 Shaw, Demetric 1998
 Shearman, Robert 1944
 Sheffield, Shun 1996
 Shoup, Dennis A. 1963-64-65
 Siegel, Marc 2001-02-04
 Simmons, Donald 1967-68
 Simmons, LeVeldro .. 1993-94-95-96
 Simons, Claude M. Jr. 1933-34-35
 Simons, Mickey III 1961
 Sims, Kevin 2007-08-09
 Sinclair, James A. 1950
 Sinville, Nick 2002
 Smith, Daniel 1996
 Smith, Michael 1985
 Smith, Reynolds (mgr.) 1926
 Smith, St. John 1940
 Snyder, Paul 1946
 Spann, Brandon 2000-01-02
 Spitzer, W. Craig 1965-66-67
 Spurck, Robert 1967-68-69
 Stanley, Steve 1973-74-75
 Stanzak, Jim 1972
 Stith, Donnavan 2005-06-07-08
 Stolen, Alvin Jr. 1941
 Stoll, Gary 1956-57-58-59
 Stoll, Roy 1953-54-55-56
 Strange, Luther 1973-74-75
 Strauss, Edward 1946
 Stumpf, Stan 1955-56-57
 Sutter, John 1969-70-71
 Svendsen, Troye .. 1945-46-47-48-49
 Sylvester, Harold 1969-70-71
 Szponar, John 1971-72-73

T

Tarzetti, Kenneth 1944
 Tatarunas, Vytas 2003-04-05-06
 Taylor, Hugh 1944

Taylor, John A. 1932-33
 Taylor, Lawrence B. 1945
 Thiel, James W. 1965-66
 Thomas, Jason 1997-98
 Thomas, Louis E. 1941
 Thompson, John 1974
 Thompson, Paul 1980-81-82-83
 Thompson, Robert 1982-83-84
 Thorn, Charles B. Jr. 1935
 Tinsley, Wayne 2001-02-03-04
 Traviglia, Daniel (mgr.) 1999
 Trevejo, Anthony 1908-09-10
 Triche, Arthur (mgr.) 1980-81-82-83
 Tyner, Dean 1955

U

Urbanski, Mitchell 1966-67

V

Valter, Robert (mgr.) 1951
 Vander Veer, Teddy 1913
 Vianney, Eric 2008-09
 Vorhaden, Harry 1933

W

Wachenheim, Albert 1921-22-23
 Wallace, Anthony 1982-83-84
 Wallace, Curtis 1982-83
 Wallace, Phil 1954-55
 Walshe, W.H. 1929-30
 Warren, Ken 1944
 Watkins, McNeil 1944
 Webster, Elton 1982-83
 Weigand, Robert 1917-18
 Weil, Harris 1911
 Wells, Billy 1997-98
 Wells, Richard C. (mgr.) 1950
 Wells, Robert M. 1950
 Welborn, Charles B. 1945
 Wenzel, Gus 1959-60-61
 Werlein, Ewing 1913
 Wheaton, Matt 2005-06-07-08
 Whitmore, David 1991-92
 Wick, Alfred A. 1950
 Wight, John A. 1919-20
 Wilbur, Arthur B. 1921
 Wilhelm, Ivan E. 1950-51-52-53
 Williams, John 1982-83-84
 Williams, Pointer 1992-93-94
 Williams, Ryan 2005-06
 Wilson, Gordon 1925-26-27-28
 Wilson, John 1931
 Wilson, Thomas (mgr.) 1999
 Wittenberg, Thomas 1924
 Wood, Ralph B. 1906
 Woodward, Carl 1913-14-15-16
 Wynn, Robert Swatell 1923

Y

Yungst, Paul 1976

Z

Zengel, Andrew 1941
 Zuniga, Carlos 1977-78-79



TEAM • OFFENSE

Points: 87 vs. Auburn, March 13, 1996 (OT; NIT); vs. Alabama, March 28, 1996 (NIT)

Scoring Margin: +19 (84-65) vs. Minnesota, March 18, 1996 (NIT)

Field Goals: 34 vs. Auburn, March 13, 1996 (OT; NIT)

Field Goal Attempts: 75 vs. Florida State, March 20, 1993 (NCAA)

Field Goal Percentage: .684 (26-38) vs. LSU, March 12, 1982 (NIT)

3-Point Field Goals: 10 vs. Oklahoma State, March 13, 1997 (NIT)

3-Point Field Goal Attempts: 28 vs. Oklahoma State, March 13, 1997 (NIT)

3-Point Field Goal Percentage: .444 (8-18) vs. Alabama, March 28, 1996 (NIT)

Free Throws: 31 vs. Louisiana State, March 12, 1982 (NIT)

Free Throw Attempts: 42 vs. Louisiana State, March 12, 1982 (NIT)

Free Throw Percentage: .917 (11-12) vs. N.C. State, March 14, 2000 (NIT)

Rebounds: 46 vs. Minnesota, March 18, 1996 (NIT)

Rebound Margin: +8 (37-29) vs. Evansville, March 16, 1994 (NIT)

Assists: 24 vs. Auburn, March 13, 1996 (OT; NIT)

TEAM • DEFENSE

Points: 51 by Nevada-Las Vegas, March 15, 1982 (NIT)

Field Goal Percentage: .342 (25-73) by Minnesota, March 18, 1996 (NIT)

3-Point Field Goal Percentage: .077 (1-13) by St. John's, March 20, 1992 (NCAA)

Turnovers: 25 by Oklahoma State, March 22, 1992 (NCAA), by Nebraska, March 26, 1992 (NIT)

INDIVIDUAL

Points: 29, Rayshard Allen vs. Kentucky, March 18, 1995 (NCAA)

Field Goals: 12, Rayshard Allen vs. Kentucky, March 18, 1995 (NCAA)

Field Goal Attempts: 25, Jerald Honeycutt vs. Auburn, March 13, 1996 (OT; NIT)

Field Goal Percentage (min. 8 att.): .800 (12-15), Rayshard Allen vs. Kentucky, March 18, 1995 (NCAA)

3-Point Field Goals: 4, Kim Lewis vs. Evansville, March 16, 1994 (NIT); LeVeldro Simmons vs. Auburn, March 13, 1996 (OT; NIT); Jerald Honeycutt vs. Oklahoma State, March 13, 1997 (NIT)

3-Point Field Goal Attempts: 17, Jerald Honeycutt vs. Oklahoma State, March 13, 1997 (NIT)

3-Point Field Goal Percentage (min. 4 att.): .750 (3-4), G.J. Hunter vs. Oklahoma State, March 22, 1992 (NCAA)

Free Throws: 11, LeVeldro Simmons vs. Illinois State, March 20, 1996 (NIT)

Free Throw Attempts: 12, John Williams vs. LSU, March 12, 1982 (NIT); LeVeldro Simmons vs. Illinois State, March 20, 1996 (NIT)

Free Throw Percentage (min. 6 att.): 1.000 (6-6), Daryl Moreau vs. LSU, March 12, 1982 (NIT)

Rebounds: 11, John Williams vs. Bradley, March 18, 1982 (NIT); Carlin Hartman vs. St. John's, March 20, 1992 (NCAA); Chris Cameron vs. Auburn, March 13, 1996 (OT; NIT)

Assists: 11, Daryl Moreau vs. Bradley, March 18, 1982 (NIT)

Minutes Played: 41, LeVeldro Simmons vs. Auburn, March 13, 1996 (OT; NIT); Chris Cameron vs. Auburn, March 13, 1996 (OT; NIT)

1982

NIT First Round
Tulane 83, LSU 72
3-12-82 • Baton Rouge, La.

Tulane	Min	FG-A	FT-A	Reb	Ast	PF	TP
Tony Wallace	12	2-6	3-5	4	3	2	7
Paul Thompson	38	7-9	5-7	10	0	5	19
John Williams	34	5-7	8-12	7	2	2	18
Daryl Moreau	37	0-1	6-6	2	4	0	6
Joe Holston	36	6-8	4-5	3	2	2	16
Elton Webster	29	5-6	5-6	5	1	4	15
Micah Blunt	3	0-0	0-0	1	0	1	0
Curtis Wallace	7	1-1	0-1	1	0	1	2
Ralph Davis	3	0-0	0-0	0	0	0	0
Clyde Eads	1	0-0	0-0	0	0	0	0
Team				3			
Totals	200	26-38	31-42	36	12	17	83

LSU	Min	FG-A	FT-A	Reb	Ast	PF	TP
John Tudor	15	2-5	0-1	4	0	3	4
Howard Carter	38	5-14	1-2	6	1	5	11
Leonard Mitchell	37	6-14	2-2	10	0	5	14
Derrick Taylor	33	5-18	4-4	1	4	5	14
Johnny Jones	36	10-18	0-0	4	1	4	20
Drexal Allen	5	0-2	0-0	0	0	2	0
Ray Borner	3	0-0	0-0	1	0	0	0
Steffond Johnson	27	3-7	3-3	10	0	5	9
Tyrone Black	5	0-2	0-0	1	0	2	0
Brian Kistler	1	0-0	0-0	0	0	0	0
Team				0			
Totals	200	31-80	10-12	37	6	31	72

Halftime: Tulane 35, LSU 26. Turnovers: Tulane 22, LSU 13.
Officials: Graber, Straface, Stigliano. A: 14,236.

1982

NIT Second Round
Tulane 56, UNLV 51
3-15-82 • Las Vegas, Nev.

Tulane	Min	FG-A	FT-A	Reb	Ast	PF	TP
Elton Webster	25	3-4	2-2	6	1	5	8
Paul Thompson	28	9-15	1-2	6	1	4	19
John Williams	36	5-11	4-7	7	0	2	14
Daryl Moreau	40	1-4	2-2	1	5	1	4
Joe Holston	33	0-1	2-2	4	1	2	2
Tony Wallace	17	2-2	0-0	1	3	0	4
Clyde Eads	2	0-0	0-0	1	0	1	0
Curtis Wallace	14	2-5	1-2	4	0	1	5
Micah Blunt	5	0-0	0-0	0	0	1	0
Team				1			
Totals	200	22-42	12-17	38	11	17	56

UNLV	Min	FG-A	FT-A	Reb	Ast	PF	TP
Sidney Green	39	10-18	1-3	15	1	3	21
Larry Anderson	39	7-14	0-0	5	0	2	14
Michael Johnson	13	1-4	1-2	3	2	1	3
Richard Box	31	2-7	2-5	4	1	2	6
Danny Tarkanian	40	2-6	0-0	2	9	3	4
Dwayne Polee	23	0-2	2-4	2	0	3	2
Richie Adams	15	0-3	1-2	0	0	4	1
Team				0			
Totals	200	22-54	7-16	34	13	18	51

Halftime: UNLV 34, Tulane 30. Turnovers: Tulane 12, UNLV 8.
Officials: Reischling, Brucki, McJunkin. A: 6,380.

1982

NIT Quarterfinal
Bradley 77, Tulane 61
3-18-82 • Peoria, Ill.

Tulane	Min	FG-A	FT-A	Reb	Ast	PF	TP
Paul Thompson	40	8-16	3-4	9	0	4	19
Elton Webster	29	0-4	4-4	4	2	2	4
John Williams	34	1-4	0-4	11	1	5	2
Daryl Moreau	39	7-12	0-0	2	11	3	14
Joe Holston	23	1-5	0-0	3	1	2	2
Curtis Wallace	4	0-0	0-0	0	0	4	0
Tony Wallace	17	4-9	0-0	1	3	1	8
Micah Blunt	11	3-5	0-0	3	2	3	6
Ralph Davis	1	0-0	0-0	0	1	2	0
Clyde Eads	2	3-4	0-0	0	0	0	6
Team				2			
Totals	200	27-59	7-12	35	21	26	61

Bradley	Min	FG-A	FT-A	Reb	Ast	PF	TP
Mitchell Anderson	35	4-7	8-8	7	1	4	16
David Thirdkill	39	3-8	4-5	10	2	4	10
Donald Reese	35	7-15	1-3	3	3	3	15
Willie Scott	39	5-9	4-6	5	13	1	14
Barney Mines	29	5-8	2-2	1	3	1	12
Voise Winters	20	3-6	2-3	3	1	2	8
Kerry Cook	1	0-0	0-0	1	0	0	0
Eddie Harris	1	0-0	0-0	0	0	0	0
Eddie Mathews	1	0-0	2-2	0	0	0	2
Anthony Webster	1	0-0	0-0	1	0	0	0
Team				0			
Totals	200	27-53	23-29	31	23	15	77

Halftime: Bradley 31, Tulane 22. Turnovers: Tulane 15, Bradley 8.
Officials: Burson, Jaspers, White. A: 7,300.



Postseason Records

2009-10 TULANE GREEN WAVE MEN'S BASKETBALL

1983

NIT First Round
Nebraska 72, Tulane 65
3-17-83 • Lincoln, Neb.

Tulane	Min	FG-A	FT-A	Reb	Ast	PF	TP
Paul Thompson	37	4-15	2-3	9	3	4	10
Elton Webster	39	6-10	3-4	8	1	2	15
John Williams	30	4-10	2-2	8	0	4	10
Daryl Moreau	28	3-7	0-0	0	6	1	6
Howard Jenkins	38	6-10	0-0	3	6	0	12
Kevin Saulny	12	2-2	0-0	1	2	4	4
Danny Gauthier	1	0-1	0-0	0	0	0	0
Curtis Wallace	15	4-5	0-1	2	0	1	8
Totals	200	29-60	7-10	31	18	16	65

Nebraska	Min	FG-A	FT-A	Reb	Ast	PF	TP
Claude Renfro	40	4-10	2-3	9	6	3	10
Stan Cloudy	40	10-17	0-0	14	7	1	20
Dave Hoppen	33	6-10	4-9	6	1	3	16
David Ponce	37	7-14	2-3	0	5	0	16
Greg Downing	29	4-7	0-0	2	3	2	8
Eric Williams	14	0-3	0-0	0	2	1	0
Lenard Johnson	7	1-1	0-0	1	0	2	2
Totals	200	32-62	8-15	37	24	12	72

Halftime: Nebraska 36, Tulane 35. Turnovers: Tulane 16, Nebraska 11. Officials: Harvey, Straface, Burroughs. A: 12,053.

1992

NCAA Southeast Region
First Round
Tulane 61, St. John's 57
3-20-92 • Atlanta, Ga.

Tulane	Min	FG-A	FT-A	Reb	Ast	PF	TP
David Whitmore	29	6-11	2-2	6	0	2	15
Anthony Reed	28	4-13	4-4	6	0	2	12
Matt Popp	13	1-1	0-0	2	1	2	2
Greg Gary	25	0-2	0-0	0	0	2	0
Kim Lewis	26	4-6	3-4	1	1	3	12
Pointer Williams	18	1-2	5-6	0	5	1	7
G.J. Hunter	12	2-5	0-0	0	0	2	5
Matt Greene	12	0-0	0-0	1	0	2	0
Carlin Hartman	23	2-6	2-2	11	0	1	6
Makeba Perry	15	1-3	0-0	2	1	2	2
Totals	200	21-49	16-18	33	12	19	61

St. John's	Min	FG-A	FT-A	Reb	Ast	PF	TP
Malik Sealy	40	9-16	2-3	4	2	2	20
Shawnelle Scott	22	2-9	1-2	6	1	2	5
Mitchell Foster	22	3-6	4-6	7	0	3	10
Jason Buchanan	36	3-11	0-0	8	6	0	7
Chucky Sproling	32	1-7	2-3	1	1	1	4
Robert Werdann	18	2-4	3-4	4	2	1	7
Lamont Middleton	18	1-4	0-0	4	2	4	2
David Cain	4	0-0	0-0	0	1	1	0
Derek Brown	8	0-1	2-2	0	1	0	2
Totals	200	21-58	14-20	37	16	14	57

Halftime: Tulane 35, St. John's 30. 3-Point Goals: Tulane 3-7 (Whitmore 1-1, Lewis 1-1, Hunter 1-2, Williams 0-1, Gary 0-2), St. John's 1-13 (Buchanan 1-5, Sealy 0-3, Sproling 0-5). Turnovers: Tulane 16, St. John's 16. Officials: Wirtz, Freund, Leimbach. A: 10,820.



1992

NCAA Southeast Region
Second Round
Oklahoma St. 87, Tulane 71
3-22-92 • Atlanta, Ga.

Tulane	Min	FG-A	FT-A	Reb	Ast	PF	TP
David Whitmore	33	5-12	0-1	3	1	2	10
Anthony Reed	28	5-11	2-4	4	1	3	12
Matt Popp	9	0-2	0-0	0	0	1	0
Greg Gary	27	0-1	0-0	0	2	5	0
Kim Lewis	30	5-10	3-5	4	2	2	14
Pointer Williams	11	0-2	2-2	1	3	4	2
G.J. Hunter	23	7-16	0-0	3	2	3	17
Matt Greene	12	1-3	1-1	0	0	0	3
Carlin Hartman	14	2-5	5-6	4	0	4	9
Makeba Perry	13	1-2	2-2	3	1	4	4
Totals	200	26-64	15-21	24	12	28	71

Oklahoma State	Min	FG-A	FT-A	Reb	Ast	PF	TP
Corey Williams	34	10-12	4-6	3	2	2	27
Byron Houston	36	8-11	10-13	5	4	3	27
Bryant Reeves	28	2-3	2-2	8	3	5	6
Darwyn Alexander	28	1-2	0-0	3	4	1	2
Sean Sutton	34	5-5	7-9	2	5	3	18
Cornell Hatcher	22	2-2	2-2	0	5	1	6
Randy Davis	9	0-0	0-0	0	0	2	0
Milton Brown	6	0-0	1-2	1	0	0	1
Terry Collins	1	0-0	0-0	0	0	0	0
Binky Triplett	1	0-0	0-0	0	0	0	0
Sean Pell	1	0-0	0-0	0	0	0	0
Totals	200	28-35	26-34	30	23	17	87

Halftime: Oklahoma State 40, Tulane 34. 3-Point Goals: Tulane 4-13 (Hunter 3-4, Lewis 1-3, Gary 0-1, P. Williams 0-1, Hartman 0-1, Whitmore 0-3), Oklahoma State 5-6 (C. Williams 3-3, Sutton 1-1, Houston 1-2). Turnovers: Tulane 15, Oklahoma State 25. Officials: Wirtz, Ogden, Bosone. A: 13,666.

1993

NCAA Southeast Region
First Round
Tulane 55, Kansas State 53
3-18-93 • Orlando, Fla.

Tulane	Min	FG-A	FT-A	Reb	Ast	PF	TP
Matt Greene	33	6-7	1-2	3	1	2	13
Carlin Hartman	26	4-9	0-0	5	1	4	8
Anthony Reed	39	6-15	0-5	7	1	3	12
Pointer Williams	36	4-8	2-2	2	5	1	12
G.J. Hunter	5	0-0	0-0	0	0	0	0
LeVeldro Simmons	29	2-7	1-2	3	1	0	6
Antonio Jackson	10	1-1	0-2	0	1	0	2
Carter Nichols	4	0-1	0-0	0	1	0	0
Makeba Perry	18	1-3	0-0	4	1	2	2
Totals	200	24-51	4-13	26	12	12	55

Kansas State	Min	FG-A	FT-A	Reb	Ast	PF	TP
Vincent Jackson	36	5-16	1-2	4	5	2	11
Aaron Collier	33	8-12	2-2	9	1	2	18
Deryl Cunningham	38	4-9	1-2	13	2	2	9
Anthony Beane	40	2-7	0-0	1	4	3	4
Askia Jones	36	3-7	0-0	1	1	2	9
Brian Henson	8	1-2	0-0	1	0	2	2
Ron Lucas	9	0-1	0-0	2	1	0	0
Totals	200	23-54	4-6	39	14	13	53

Halftime: Tulane 28, Kansas State 26. 3-Point Goals: Tulane 3-11 (Williams 2-5, Simmons 1-4, Reed 0-2), Kansas State 3-12 (Jones 3-7, Henson 0-1, Jackson 0-2, Beane 0-2). Turnovers: Tulane 15, Kansas State 20. Officials: Howell, McDonald, Shortnancy. A: 14,326.

1993

NCAA Southeast Region
Second Round
Florida State 94, Tulane 63
3-20-93 • Orlando, Fla.

Tulane	Min	FG-A	FT-A	Reb	Ast	PF	TP
Matt Greene	36	6-16	4-6	9	2	2	16
Carlin Hartman	24	3-15	1-2	4	1	3	7
Anthony Reed	34	5-12	0-0	5	0	3	11
Pointer Williams	35	6-12	0-0	3	6	4	14
G.J. Hunter	14	2-7	0-0	3	0	0	4
LeVeldro Simmons	23	1-3	1-2	1	0	1	3
Antonio Jackson	8	0-1	0-0	1	1	0	0
Carter Nichols	10	2-4	0-0	1	0	2	6
Makeba Perry	13	1-4	0-0	4	2	2	2
Matt Popp	2	0-1	0-0	1	0	0	0
Pete Rasche	1	0-0	0-0	0	0	0	0
Totals	200	26-75	6-10	42	12	17	63

Florida State	Min	FG-A	FT-A	Reb	Ast	PF	TP
Bob Sura	33	7-15	1-3	7	1	2	16
Doug Edwards	39	8-19	6-8	12	5	2	22
Rodney Dobard	31	5-9	3-4	7	0	2	13
Sam Cassell	37	11-16	2-2	5	5	3	31
Charlie Ward	37	3-3	1-2	6	6	1	8
Lorenzo Hands	3	0-0	0	0	0	0	0
Scott Shepard	1	0-1	0-0	0	1	0	0
Derrick Carroll	9	1-4	0-0	2	1	0	2
Byron Wells	4	0-0	0-0	1	1	2	0
Maurice Robinson	6	1-1	0-0	1	0	0	2
Totals	200	36-68	13-19	42	20	12	94

Halftime: Florida State 39, Tulane 29. 3-Point Goals: Tulane 5-12 (Nichols 2-2, Williams 2-4, Reed 1-2, Hartman 0-1, Popp 0-1, Hunter 0-2), Florida State 9-19 (Cassell 7-7, Ward 1-1, Sura 1-7, Edwards 0-2, Carroll 0-2). Turnovers: Tulane 12, Florida State 9. Officials: McDonald, Schumer, Burr. A: 14,410.

1994

NIT First Round
Tulane 76, Evansville 63
3-16-94 • Evansville, Ind.

Tulane	Min	FG-A	FT-A	Reb	Ast	PF	TP
Carlin Hartman	27	6-7	3-7	5	0	4	16
Jerald Honeycutt	32	3-7	1-1	4	3	2	7
Makeba Perry	20	1-4	0-0	5	0	2	2
LeVeldro Simmons	29	3-9	5-8	6	3	1	12
Kim Lewis	30	6-10	7-8	3	5	3	23
Rayshard Allen	21	3-3	2-3	7	2	0	8
Pointer Williams	9	0-1	1-3	1	2	1	1
Chris Cameron	16	0-1	0-0	1	1	4	0
Antonio Jackson	6	1-3	1-2	1	0	2	3
Correy Childs	10	1-2	2-3	1	1	0	4
Totals	200	24-47	22-35	37	17	19	76

Evansville	Min	FG-A	FT-A	Reb	Ast	PF	TP
Andy Elkins	25	5-10	1-1	7	2	5	12
Reed Jackson	36	4-11	4-4	5	6	5	12
Jeff Layden	15	2-5	0-0	2	0	1	4
Jermaine Ball	12	3-3	0-0	0	3	4	6
Todd Cochenour	33	0-3	0-0	9	4	4	0
Brent Kell	33	6-14	4-5	4	2	1	18
Mark Hisle	14	1-4	0-0	1	0	2	3
Chris Quinn	18	3-5	0-0	1	0	2	6
Matt Hopson	1	0-0	0-0	0	0	0	0
Carl Reeder	1	0-0	0-0	0	0	0	0
Scott Sparks	12	1-3	0-0	0	0	1	2
Totals	200	25-58	9-10	29	17	25	63

Halftime: Tulane 35, Evansville 27. 3-Point Goals: Tulane

Postseason Records



2009-10 TULANE GREEN WAVE MEN'S BASKETBALL

1994

NIT Second Round
Siena 89, Tulane 79
3-22-94 • Albany, N.Y.

Tulane	Min	FG-A	FT-A	Reb	Ast	PF	TP
Carlin Hartman	24	5-9	3-4	3	1	1	13
Jerald Honeycutt	40	5-15	2-4	10	2	4	14
Makeba Perry	17	4-6	0-0	4	0	1	8
LeVeldro Simmons	25	5-10	0-0	2	2	2	10
Kim Lewis	32	5-12	0-0	4	2	2	11
Pointer Williams	10	1-2	0-1	1	1	3	2
Rayshard Allen	19	4-7	2-2	3	0	4	10
Chris Cameron	12	0-4	1-2	2	1	2	1
Correy Childs	13	2-7	4-4	0	1	3	8
Antonio Jackson	8	1-1	0-0	1	0	4	2
Totals	200	32-73	12-17	34	10	26	79

Siena	Min	FG-A	FT-A	Reb	Ast	PF	TP
Brian Bidlingmyer	34	4-10	3-4	5	6	1	12
Geoff Walker	24	4-4	3-3	2	2	2	11
Matt Gras	27	6-13	2-2	9	0	3	15
Stuart Downing	34	6-12	3-6	7	3	1	15
D. Bennerman	40	6-11	17-19	7	4	1	33
Andy Shorkey	6	0-0	0-0	0	0	3	0
Mike McGhee	14	0-0	0-0	6	0	3	0
Jeff Muszyski	3	0-0	0-0	0	0	0	0
Andy Thies	8	1-3	0-0	0	0	0	3
David Attewell	6	0-0	0-0	0	0	0	0
Bryan Balsler	1	0-0	0-0	0	0	2	0
Harel Gadot	1	0-0	0-0	0	0	0	0
Matt Arrigale	1	0-0	0-0	0	0	0	0
Rob Hayden	1	0-0	0-0	0	0	0	0
Totals	200	27-53	28-34	40	15	16	89

Halftime: Siena 52, Tulane 40. 3-Point Goals: Tulane 3-18 (Honeycutt 2-6, Lewis 1-5, Simmons 0-1, Childs 0-2, Cameron 0-4), Siena 7-18 (Bennerman 4-6, Gras 1-2, Thies 1-3, Bidlingmyer 1-5, Downing 0-2). Turnovers: Tulane 14, Siena 21. Officials: Grzywinski, Clark, Nelson. A: 15,727.

1995

NCAA Southeast Region
First Round
Tulane 76, Brigham Young 70
3-16-95 • Memphis, Tenn.

Tulane	Min	FG-A	FT-A	Reb	Ast	PF	TP
Rayshard Allen	36	5-8	1-1	9	2	1	11
Jerald Honeycutt	37	5-12	4-7	4	7	2	16
LeVeldro Simmons	37	6-12	1-3	1	3	2	13
Antonio Jackson	16	0-4	0-0	4	3	0	0
Kim Lewis	35	6-11	7-9	5	3	0	22
Chris Cameron	12	1-2	1-3	2	0	1	3
Lawrence Nelson	8	1-2	0-0	1	0	4	2
Correy Childs	19	4-5	0-2	2	0	1	9
Totals	200	28-56	14-25	30	18	11	76

Brigham Young	Min	FG-A	FT-A	Reb	Ast	PF	TP
Russell Larson	26	8-13	4-6	6	1	3	20
Mark Durrant	24	1-3	0-2	3	4	2	2
Kenneth Roberts	37	10-16	0-0	8	1	3	20
Robbie Reid	34	8-12	0-0	3	6	4	19
Randy Reid	29	0-4	0-0	5	5	3	0
Craig Wilcox	17	1-6	0-0	0	1	1	3
Shane Knight	10	0-1	0-0	1	0	0	0
Bret Jepsen	2	0-1	0-0	1	0	0	0
Jeff Campbell	15	0-1	0-0	3	1	0	0
Grant Berges	6	1-1	0-0	2	0	1	3
Totals	200	30-61	5-10	36	20	19	70

Halftime: Brigham Young 36, Tulane 35. 3-Point Goals: Tulane 6-16 (Lewis 3-5, Honeycutt 2-5, Childs 1-1, Jackson 0-1, Simmons 0-4), Brigham Young 5-14 (Ro. Reid 3-6, Berges 1-1, Wilcox 1-5, Larson 0-1, Ra. Reid 0-1). Turnovers: Tulane 16, Brigham Young 18. Officials: Valentine, Cartnell, Mingle. A: 19,120.

1995

NCAA Southeast Region
Second Round
Kentucky 82, Tulane 60
3-18-95 • Memphis, Tenn.

Tulane	Min	FG-A	FT-A	Reb	Ast	PF	TP
Rayshard Allen	36	12-15	5-6	8	2	4	29
Jerald Honeycutt	30	3-9	2-2	5	2	4	9
LeVeldro Simmons	36	1-9	2-2	2	2	3	4
Antonio Jackson	21	0-2	0-1	2	2	2	0
Kim Lewis	37	2-9	2-7	7	4	3	7
Chris Cameron	17	0-3	2-2	1	1	2	2
Correy Childs	19	4-9	1-2	2	0	2	9
Lawrence Nelson	4	0-0	0-1	1	0	3	0
Totals	200	22-56	14-23	35	13	23	60

Kentucky	Min	FG-A	FT-A	Reb	Ast	PF	TP
Rodrick Rhodes	30	2-7	10-12	5	6	4	14
Walter McCarty	21	4-6	2-3	6	0	4	10
Andre Riddick	14	2-3	0-0	0	0	2	4
Tony Delk	30	4-9	1-2	2	4	2	11
Jeff Sheppard	27	4-8	2-2	1	2	1	11
Mark Pope	15	2-4	0-0	3	1	4	4
Jared Prickett	23	4-9	2-3	8	1	2	10
Antoine Walker	22	3-5	0-0	8	3	1	6
Anthony Epps	13	2-3	4-4	2	2	0	10
Chris Harrison	4	1-3	0-0	0	1	0	2
Allen Edwards	1	0-1	0-0	1	1	1	0
Totals	200	28-58	21-26	37	21	21	82

Halftime: Kentucky 41, Tulane 24. 3-Point Goals: Tulane 2-15 (Honeycutt 1-4, Lewis 1-5, Jackson 0-1, Childs 0-1, Simmons 0-2, Cameron 0-2), Kentucky 5-14 (Epps 2-2, Delk 2-4, Sheppard 1-1, McCarty 0-1, Pope 0-1, Prickett 0-1, Walker 0-1, Edwards 0-1, Harrison 0-2). Turnovers: Tulane 22, Kentucky 16. Officials: Valentine, Lembo, Lopes. A: 19,120.


1996

NIT First Round
Tulane 87, Auburn 73 (OT)
3-13-96 • Auburn, Ala.

Tulane	Min	FG-A	FT-A	Reb	Ast	PF	TP
Correy Childs	30	2-3	3-4	3	4	3	7
Jerald Honeycutt	40	10-25	2-2	9	5	2	24
Lawrence Nelson	20	1-3	0-2	2	3	4	2
LeVeldro Simmons	41	8-18	6-7	6	5	2	25
Chris Cameron	41	6-8	0-0	11	3	2	13
Rayshard Allen	24	5-7	0-1	6	2	0	10
Shun Sheffield	7	0-1	0-0	0	0	1	0
Patrick Lewis	12	0-3	0-0	1	2	1	0
Keith Harris	10	2-2	0-0	1	0	1	5
Totals	225	34-70	11-16	42	24	16	87

Auburn	Min	FG-A	FT-A	Reb	Ast	PF	TP
Bryant Smith	11	1-3	1-2	4	0	1	3
Franklin Williams	21	3-7	2-2	1	0	0	10
Pat Burke	35	1-5	3-5	8	2	4	6
Lance Weems	35	6-13	2-2	5	2	4	19
Wes Flanigan	41	1-11	3-6	4	6	2	5
Alvin Jefferson	32	7-10	4-5	7	0	2	18
Derek Caldwell	13	0-5	2-2	2	2	0	2
Ray Donald	26	2-7	0-0	3	2	0	6
Adrian Chilliast	11	2-3	0-0	1	1	2	4
Totals	225	23-64	17-24	38	15	15	73

Halftime: Tulane 42, Auburn 28. Regulation: Tulane 71, Auburn 71. 3-Point Goals: Tulane 8-21 (Simmons 4-8, Honeycutt 2-9, Cameron 1-1, Harris 1-1, Lewis 0-2), Auburn 10-29 (Weems 5-9, Williams 2-5, Donald 2-6, Burke 1-2, Flanigan 0-1, Chilliast 0-1, Smith 0-2, Caldwell 0-3). Turnovers: Tulane 15, Auburn 18. Officials: Costabile, Bordeaux, Cofer. A: 5,163.



Chris Cameron and Tulane's class of 1997 made four consecutive trips to the postseason, including the 1995 NCAA Tournament and the 1996 NIT Final Four.



Postseason Records

2009-10 TULANE GREEN WAVE MEN'S BASKETBALL

1996

NIT Second Round
Tulane 84, Minnesota 65
3-18-96 • Minneapolis, Minn.

Tulane	Min	FG-A	FT-A	Reb	Ast	PF	TP
Correy Childs	15	1-2	0-1	6	1	4	2
Jerald Honeycutt	32	6-16	4-8	9	5	4	16
Lawrence Nelson	14	2-3	0-0	3	0	4	4
LeVeldro Simmons	36	4-12	2-4	3	4	0	13
Chris Cameron	33	9-13	0-1	5	2	2	20
Rayshard Allen	21	1-6	3-6	7	1	4	5
Shun Sheffield	18	5-6	3-4	5	2	1	13
Keith Harris	9	0-0	0-0	0	0	0	0
Patrick Lewis	22	3-8	3-4	6	3	0	11
Jon Citrin	0	0-0	0-0	0	0	0	0
Daniel Smith	0	0-0	0-0	0	0	0	0
Eric Holmes	0	0-0	0-0	0	0	0	0
Khalid Morris	0	0-1	0-0	0	0	0	0
Totals	200	31-67	15-28	46	18	19	84

Minnesota	Min	FG-A	FT-A	Reb	Ast	PF	TP
Sam Jacobson	25	7-13	2-4	8	0	2	19
David Grim	21	2-10	0-1	7	3	5	4
John Thomas	31	6-11	5-9	17	1	4	17
Bobby Jackson	32	6-18	3-3	5	1	2	15
Eric Harris	25	0-3	1-2	0	3	3	1
Mark Jones	11	1-2	1-2	0	0	1	3
Trevor Winter	13	2-5	0-0	2	0	1	4
Charles Thomas	12	0-4	0-0	0	0	0	0
Quincy Lewis	17	1-7	0-0	6	3	1	2
Hosea Crittenden	13	0-0	0-0	1	2	0	0
Totals	200	25-73	12-21	49	13	19	65

Halftime: Tulane 44, Minnesota 25. 3-Point Goals: Tulane 7-19 (Simmons 3-5, Cameron 2-4, Lewis 2-6, Morris 0-1, Honeycutt 0-3), Minnesota 3-17 (Jacobson 3-4, C. Thomas 0-1, Lewis 0-2, Jackson 0-4, Grim 0-6). Turnovers: Tulane 17, Minnesota 22. Officials: Zetcher, Freund, McMullen. A: 10,843.

1996

NIT Quarterfinals
Tulane 83, Illinois State 72
3-20-96 • Fogelman Arena

Illinois State	Min	FG-A	FT-A	Reb	Ast	PF	TP
Rico Hill	33	6-14	2-2	6	0	3	14
Dan Muller	39	5-11	1-2	7	3	4	13
LeRoy Watkins	27	3-9	4-5	4	1	3	10
Maurice Trotter	37	6-18	0-0	5	0	3	16
Jamar Smiley	35	2-6	5-8	4	6	3	10
Kenneth Pierson	2	0-0	2-2	0	0	1	2
Kyle Cartmill	1	0-0	0-0	0	0	0	0
Antonio Cooper	2	1-3	1-1	0	0	0	3
Steve Hansell	15	0-2	0-0	0	0	2	0
Rob Gibbons	9	2-3	0-2	5	0	2	4
Totals	200	25-66	15-22	37	10	21	72

Tulane	Min	FG-A	FT-A	Reb	Ast	PF	TP
Correy Childs	30	3-5	1-2	7	3	2	7
Jerald Honeycutt	36	9-22	5-6	9	5	1	25
Lawrence Nelson	15	1-1	0-0	1	0	3	2
LeVeldro Simmons	36	5-10	11-12	4	4	2	21
Chris Cameron	32	3-3	1-3	9	3	3	8
Rayshard Allen	17	3-4	1-2	4	2	1	7
Patrick Lewis	19	3-9	2-2	1	0	5	10
Shun Sheffield	9	0-0	0-1	1	0	2	0
Keith Harris	6	1-3	1-1	0	0	0	3
Totals	200	28-57	22-29	39	17	19	83

Halftime: Tulane 39, Illinois State 37. 3-Point Goals: Illinois State 7-17 (Trotter 4-9, Muller 2-6, Smiley 1-1, Cooper 0-1), Tulane 5-17 (Honeycutt 2-6, Lewis 2-6, Cameron 1-1, Harris 0-1, Simmons 0-3). Turnovers: Illinois State 13, Tulane 14. Officials: Hess, Maxwell, Wall. A: 3,600.

1996

NIT Semifinals
Nebraska 90, Tulane 78
3-26-96 • New York, N.Y.

Tulane	Min	FG-A	FT-A	Reb	Ast	PF	TP
Correy Childs	26	5-10	1-5	3	2	4	11
Jerald Honeycutt	39	6-16	4-4	6	5	3	16
Lawrence Nelson	13	2-3	1-4	2	0	3	5
Chris Cameron	30	4-8	2-2	5	0	3	11
LeVeldro Simmons	32	5-13	1-3	3	3	5	12
Patrick Lewis	30	5-7	1-2	2	1	5	13
Shun Sheffield	18	2-5	0-0	3	2	1	4
Rayshard Allen	7	0-0	3-4	1	1	3	3
Keith Harris	4	1-2	0-0	0	0	0	3
Khalid Morris	1	0-0	0-0	0	0	0	0
Totals	200	30-64	13-24	30	14	27	78

Nebraska	Min	FG-A	FT-A	Reb	Ast	PF	TP
Bernard Garner	34	7-11	6-9	6	0	3	20
Erick Strickland	35	6-10	6-6	6	2	1	20
Mikki Moore	13	2-2	1-1	2	1	5	5
Jaron Boone	33	2-7	5-6	4	6	3	9
Tyronn Lue	32	3-6	8-12	3	3	2	15
Venson Hamilton	27	4-7	5-6	9	2	2	13
Terrance Badgett	14	2-2	1-4	0	0	3	5
Tom Wald	8	0-1	0-0	3	1	0	0
Andy Markowski	3	1-1	1-1	0	0	2	3
Chester Surlis	1	0-0	0-0	0	0	0	0
Totals	200	27-47	33-45	35	15	21	90

Halftime: Nebraska 42, Tulane 41. 3-Point Goals: Tulane 5-16 (Lewis 2-4, Harris 1-2, Cameron 1-3, Simmons 1-3, Honeycutt 0-4), Nebraska 3-8 (Strickland 2-3, Lue 1-2, Wald 0-1, Boone 0-2). Turnovers: Tulane 21, Nebraska 25. Officials: Donato, Bush, Lopes. A: 8,346.

1996

NIT Third-Place Game
Tulane 87, Alabama 76
3-28-96 • New York, N.Y.

Tulane	Min	FG-A	FT-A	Reb	Ast	PF	TP
Correy Childs	22	5-11	0-0	5	2	2	10
Jerald Honeycutt	36	5-18	6-11	6	4	0	18
Lawrence Nelson	14	4-6	0-0	3	0	4	0
Chris Cameron	33	4-7	4-6	4	3	1	12
LeVeldro Simmons	36	7-13	0-0	7	5	2	17
Patrick Lewis	24	5-10	1-3	1	1	3	14
Shun Sheffield	20	1-2	2-3	6	3	4	4
Keith Harris	11	1-1	2-2	1	0	0	4
Eric Holmes	1	0-0	0-0	0	0	0	0
Daniel Smith	1	0-0	0-0	0	0	0	0
Jon Citrin	1	0-0	0-0	0	0	0	0
Khalid Morris	1	0-0	0-0	0	0	0	0
Totals	200	32-69	15-35	38	18	16	87

Alabama	Min	FG-A	FT-A	Reb	Ast	PF	TP
Anthony Brown	27	2-4	4-4	7	1	5	8
Eric Washington	37	11-19	8-8	7	0	3	35
Roy Rogers	39	6-11	3-4	8	2	3	15
Marvin Orange	31	1-5	0-0	0	2	1	2
Marco Whitfield	19	4-9	0-0	0	3	2	8
Thalamus McGhee	8	0-0	0-0	0	1	1	0
Brian Williams	13	0-1	0-0	1	3	1	0
Anton Reese	7	3-6	0-0	0	1	1	6
M.C. Mazique	9	1-2	0-0	1	0	1	2
Blake Thrasher	10	0-0	0-0	4	0	1	0
Totals	200	28-57	15-16	32	13	19	76

Halftime: Tulane 41, Alabama 30. 3-Point Goals: Tulane 8-18 (Simmons 3-5, Lewis 3-6, Honeycutt 2-6, Childs 0-1), Alabama 5-16 (Washington 5-8, Reese 0-1, Whitfield 0-3, Orange 0-4). Turnovers: Tulane 10, Alabama 16. Officials: McAleer, Adams, Holloway. A: 12,464.

1997

NIT First Round
Oklahoma St. 79, Tulane 72
3-13-97 • Stillwater, Okla.

Tulane	Min	FG-A	FT-A	Reb	Ast	PF	TP
Rayshard Allen	29	4-8	1-4	6	0	3	9
Jerald Honeycutt	36	5-19	3-6	3	9	4	17
Lawrence Nelson	26	4-7	2-5	1	1	5	10
Chris Cameron	36	6-12	0-1	7	5	3	15
Keith Harris	31	4-8	0-1	4	1	4	9
Dylan Osean	14	4-5	0-0	2	0	5	10
Sterling Davis	24	0-2	2-2	2	2	0	2
Morris Jordan	4	0-0	0-0	1	0	1	0
Totals	200	27-61	8-19	28	18	25	72

Oklahoma State	Min	FG-A	FT-A	Reb	Ast	PF	TP
Chianti Roberts	26	4-5	1-7	9	2	4	9
Desmond Mason	29	0-4	4-5	5	4	2	4
Brett Robisch	40	4-8	2-2	9	1	3	10
Marlon Dorsey	35	4-6	2-2	7	1	3	13
Adrian Peterson	33	6-10	6-8	3	2	0	19
R.W. McQuarters	3	0-1	0-0	0	0	0	0
Chad Alexander	7	0-2	0-0	1	1	0	0
Alonzo Mayes	11	1-3	3-4	2	0	2	5
Joe Adkins	16	5-6	8-8	2	1	0	19
Totals	200	24-45	26-36	39	12	14	79

Halftime: Oklahoma State 38, Tulane 25. 3-Point Goals: Tulane 10-28 (Honeycutt 4-17, Cameron 3-5, Osean 2-2, Harris 1-3, Allen 0-1), Oklahoma State 5-13 (Dorsey 3-5, Adkins 1-1, Peterson 1-3, Roberts 0-1, Mason 0-1, Robisch 0-1, McQuarters 0-1). Turnovers: Tulane 10, Oklahoma State 15. Officials: Danner, Dixon, Staffen. A: 6,381.

2000

NIT First Round
N.C. State 64, Tulane 60
3-14-00 • Raleigh, N.C.

Tulane	Min	FG-A	FT-A	Reb	Ast	PF	TP
Trello Galloway	27	2-5	0-0	7	0	4	5
Sterling Davis	23	4-6	3-3	3	1	3	11
Morris Jordan	33	3-8	5-5	4	1	3	11
Waitari Marsh	32	2-7	0-0	2	4	2	4
Dylan Osean	31	6-11	0-0	4	0	3	14
Wade Mason	8	0-1	0-0	1	0	1	0
Ledaryl Billingsley	20	4-8	0-0	6	0	3	8
Brandon Brown	1	0-0	0-0	1	0	1	0
Brandon Spann	3	0-2	0-0	0	0	0	0
Linton Johnson	11	1-1	1-2	1	0	1	3
Marlo Miles	11	1-3	2-2	1	2	2	4
Totals	200	23-52	11-12	33	8	23	60

N.C. State	Min	FG-A	FT-A	Reb	Ast	PF	TP
Damien Wilkins	37	6-13	5-7	5	3	2	18
Tim Wells	20	3-4	0-0	2	2	2	9
Ron Kelley	22	3-6	5-9	2	2	4	11
Anthony Grundy	28	1-4	0-0	7	3	1	2
Justin Gainey	29	0-8	2-5	4	3	1	2
Archie Miller	19	3-4	0-0	0	2	0	9
Kenny Inge	28	4-5	1-4	4	1	1	9
Clifford Crawford	8	1-3	0-0	0	0	2	2
Cornelius Williams	9	0-1	2-2	3	0	1	2
Totals	200	21-48	15-27	30	16	14	64

Halftime: N.C. State 26, Tulane 25. 3-Point Goals: Tulane 3-11 (Osean 2-4, Galloway 1-2, Marsh 0-1, Jordan 0-1, Mason 0-1, Spann 0-1, Miles 0-1), N.C. State 7-17 (Wells 3-4, Miller 3-4, Wilkins 1-3, Gainey 0-3, Grundy 0-2, Crawford 0-1). Turnovers: Tulane 13, N.C. State 11. Officials: Ken Clark, Mark DiStaola. A: 9,822.